



VIRGINIATM

VIRGINIA ATHLETICS MEDIA RELATIONS
 295 Massie Road, Room 154
 Charlottesville, VA 22904
Men's Basketball Contact: Erich Bacher
O: (434) 982-5530 **C:** (720) 318-5538
E-mail: bacher@virginia.edu
Web: VirginiaSports.com
Twitter: @UVAMensHoops, @ErichJBacher

25 NCAA TOURNAMENT APPEARANCES · 2019 NCAA CHAMPIONS · 3 NCAA FINAL FOURS · 11 ALL-AMERICANS · 27 ALL-ACC FIRST TEAM SELECTIONS

GAME INFORMATION

Date/Time: Saturday, Feb. 3, 2024 / 2 p.m.
Site: Clemson, S.C./Littlejohn Coliseum (9,000)
TV: ESPN; **Online:** WatchESPN.com
 Kevin Brown (pxp), Chris Spatola (analyst)
Radio: Virginia Sports Radio Network
 John Freeman (pxp), Jimmy Miller (analyst)
Satellite Radio: SiriusXM (387),
 SXM App (https://sxm.app.link/977)
Live Stats: VirginiaSports.com
Twitter: @UVAMensHoops
Virginia vs. Clemson: 82-53
Charlottesville: 47-17 (8-2 John Paul Jones Arena)
Clemson: 27-35 (21-24 Littlejohn Coliseum)
Neutral: 8-1
First: Jan. 4, 1936 (L, 45-34 in Charlottesville)
Last: March 10, 2023 (W, 76-56 in Greensboro)
Winning Streak: Virginia, 3 games



[RV/RV] VIRGINIA CAVALIERS (16-5, 7-3 ACC)

Head Coach: Tony Bennett (Green Bay, 1992)
 Virginia: 357-130 (15th season), Career: 426-163 (18th season)

CLEMSON TIGERS (14-6, 4-5 ACC)

Head Coach: Brad Brownell (DePauw, 1991)
 Clemson: 255-183 (14th season), Career: 422-268 (22nd season)

FOR OPENERS

- Virginia (16-5) is third in the ACC at 7-3, while Clemson (14-6) is 10th at 4-5.
- UVA is on a five-game win streak and has a six-game road win streak vs. Clemson, including a 75-65 win in its last trip to Clemson on Jan. 4, 2022.
- UVA is 2-4 in true road games and has suffered all five of its losses away from JPJ by 16 or more points
- Reece Beekman needs 12 points to reach 1,000 career points.

LAST TIME OUT

- Jake Groves scored a season-high 18 points to lift Virginia to a 65-53 home win over Notre Dame on Jan. 31.
- Groves drilled a career-high six 3-pointers, including five in the first half as the Cavaliers built a 38-23 halftime lead.
- Reece Beekman tied a career high with 21 points and added six assists and four steals in UVA's fifth-straight win.
- UVA sank a season-high 13 3-pointers (25 attempts) in the win, including a career-best four from Beekman.
- Markus Burton led Notre Dame with 17 points and Braeden Shrewsbury added 16.

HOOS IN THE NATIONAL RANKINGS

- UVA ranks second nationally in scoring defense (57.3 ppg), third in turnovers per game (8.8), fifth in fouls per game (13.3), sixth in assist/turnover ratio (1.82), seventh in turnover margin (5.2), 16th in field goal percentage defense (39.5), 32nd in blocks per game (5.0), 38th in 3-point percentage (37.2) and 48th in steals per game (8.4).

HOOS IN THE ACC RANKINGS

- Reece Beekman ranks first in the ACC in assists (6.2 apg) and steals (2.5), and second in assist/turnover ratio (3.0).
- Isaac McKneely ranks first in 3-point percentage (48.1%) and fifth in 3-pointers made per game (2.6).
- Ryan Dunn ranks first in blocked shots (2.2 bpg), fifth in steals (1.7 spg) and ninth in rebounding (7.1 rpg).
- Andrew Rohde ranks sixth in assist/turnover ratio (2.5).

ALL-TIME VS. CLEMSON

- Virginia is 82-53 all-time vs. Clemson, including a 27-35 road record, in a series that dates to 1935-36.
- UVA has a three-game win streak vs. Clemson, including a pair of wins last season.
- UVA has a six-game road win streak vs. the Tigers, including a win in Greenville, S.C.
- UVA has won 14 of the last 15 meetings in the series.
- UVA is 16-3 in its last 19 meetings against the Tigers.
- Head coach Tony Bennett is 16-4 all-time vs. Clemson.

LAST TIME VS. THE TIGERS

- Then-No. 2 seed Virginia (25-6) defeated No. 3 seed Clemson 76-56 in the 2023 ACC Tournament semifinals on March 10 at Greensboro Coliseum.
- Jayden Gardner registered his second straight double-double with 23 points and 12 rebounds to lead the Cavaliers to their 10th ACC Tournament final.
- Armaan Franklin added 16 points and Kihei Clark chipped in 13 points.
- Hunter Tyson led the Tigers with 15 points and PJ Hall added 13 points.

HOO ARE THESE CAVALIERS?

- We play defense, take quality shots, pass the basketball, limit turnovers and transition points, rebound and play more defense.
- UVA returns one starter - Reece Beekman (13.3 ppg, 6.2 apg, 3.0 rpg & 2.5 spg) - from last season's ACC regular-season champion and NCAA tournament team that finished 25-8.
- Beekman, who earned All-ACC third-team honors last season, needs 11 steals to pass Othell Wilson (222 steals from 1981-84) for first all-time at UVA.
- Ryan Dunn (9.7 ppg) leads UVA in rebounding (7.1 rpg), and blocked shots (2.2 bpg), and team-high five double-doubles.
- Isaac McKneely (11.6 ppg) leads the team in 3-pointers (52) and 3-point percentage (48.1%).
- McKneely averaged 6.7 points and shot a team-best 39.2 percent from 3-point range last year, while Dunn tallied 2.6 points and 2.9 rebounds in 12.9 minutes per game.
- Jordan Minor (4.3 ppg, 2.8 rpg), Jake Groves (7.3 ppg, 48.4% 3FG), Andrew Rohde (5.0 ppg & 3.0 apg), Blake Buchanan (3.7 ppg, 3.3 rpg), Dante Harris (3.1 ppg), Taine Murray (3.1 ppg, 43.5% 3FG), Leon Bond III (4.8 ppg, 3.2 rpg) and Elijah Gertrude (3.6 ppg), are main contributors.
- Minor has started the past six games, averaging 9.2 points and 5.2 rebounds during that span.
- Harris missed 10 games with an ankle injury, and Gertrude had his redshirt lifted against Texas A&M.
- UVA is shooting 44.5 percent from the field, 37.2 percent from 3-point range and 65 percent from the free throw line.

MCTHREELY DIALED IN FROM DISTANCE

- Isaac McKneely ranks second nationally and first in the ACC in 3-point percentage at 48.1 percent.
- McKneely's 12 3-pointers in back-to-back games against Syracuse and NCCU (career-best 6 in each game) were the most at UVA in a two-game span since Kyle Guy made 13 in 2019.
- McKneely added his third six 3-pointer game at Georgia Tech.
- McKneely has made 2 or more 3-pointers in 15 of 21 games and four or more in six contests.

2023-24 SCHEDULE/RESULTS - 16-5, 7-3 ACC

Date	Opponent	TV	Time/Result
Nov. 6	[RV] Tarleton State	ACCNX	W, 80-50
Nov. 10	[RV] vs. Florida (RV) #	ACCN	W, 73-70
Nov. 14	[RV] N.C. A&T	ACCNX	W, 80-51
Nov. 16	[RV] Texas Southern	ACCN	W, 62-33
Nov. 20	[24] vs. Wisconsin \$	FS1	L, 65-41
Nov. 22	[24] vs. West Virginia \$	FS1	W, 56-54
Nov. 29	[RV] Texas A&M (14) %	ESPN2	W, 59-47
Dec. 2	[RV] Syracuse *	ESPN2	W, 84-62
Dec. 5	[RV] NCCU	ACCNX	W, 77-47
Dec. 16	[22] Northeastern	ACCN	W, 56-54
Dec. 19	[22] at Memphis (23)	ESPN2	L, 77-54
Dec. 27	[RV] Morgan State	ACCN	W, 77-44
Dec. 30	[RV] at Notre Dame *	ACCN	L, 76-54
Jan. 3	Louisville *	ESPN2	W, 77-53
Jan. 6	at NC State *	ACCN	L, 76-60
Jan. 13	at Wake Forest (RV) *	ESPN2	L, 66-47
Jan. 17	Virginia Tech *	ESPNU	W, 65-57
Jan. 20	at Georgia Tech *	ACCN	W, 75-66
Jan. 24	NC State (RV) *	ACCN	W, 59-53 OT
Jan. 27	at Louisville *	The CW	W, 69-52
Jan. 31	[RV] Notre Dame *	ESPN2	W, 65-53
Feb. 3	[RV] at Clemson *	ESPN	2 p.m.
Feb. 5	Miami *	ESPN	7 p.m.
Feb. 10	at Florida State *	The CW	8 p.m.
Feb. 13	Pittsburgh *	ACCN	7 p.m.
Feb. 17	Wake Forest *	ESPN/2/U	Noon
Feb. 19	at Virginia Tech *	ESPN	7 p.m.
Feb. 24	North Carolina *	ESPN/2	2/4 p.m.
Feb. 28	at Boston College *	ESPN/2/U	9 p.m.
Mar. 2	at Duke *	ESPN	6 p.m.
Mar. 9	Georgia Tech *	ACCN	8 p.m.
Mar. 12-16	ACC Tournament **	Washington, D.C.	

Home games in Bold

All times Eastern
 # - Hall of Fame Series, Charlotte, N.C.
 \$ - Fort Myers Tip-Off, Fort Myers, Fla.
 % - ACC-SEC Challenge
 * - ACC Game

PRONUNCIATION GUIDE

Andrew Rohde Roadie

VIRGINIA'S STARTING LINEUP VS. NOTRE DAME (1/31/24)

Pos. No.	Player (Hometown)	Yr.	Ht.	Wt.	PPG	RPG	NOTES
G 2	Reece Beekman (Milwaukee, Wis.)	Sr.	6-3	194	13.3	6.2(a)	988 PTS; 554 AST, 212 STL; 2+ steals in last 5 games
G 4	Andrew Rohde (Milwaukee, Wis.)	So.	6-6	202	5.0	3.0(a)	Season-high 13 PTS vs. TAMU; 10+ PTS in 3 games
G 11	Isaac McKneely (Poca, W.Va.)	So.	6-4	188	11.6	3.0	3 20-PT and 3 6-3PT games; 13.1 ppg & 51.8 3FG% in ACC play
G 13	Ryan Dunn (Freeport, N.Y.)	Fr.	6-8	216	9.7	7.1	82 stocks (35 steals + 47 blocks); 10+ REB in 7 games
F 22	Jordan Minor (Kingston, Mass.)	Gr.	6-8	242	4.3	2.8	9.2 ppg & 5.2 rpg as starter; 23 of 40 FGs last 6 games
OFF THE BENCH							
F 34	Jake Groves (Spokane, Wash.)	Gr.	6-9	211	7.3	2.5	48.2% FG, 48.4% 3FG, 82.4% FT; 10+ points in 8 games
F 0	Blake Buchanan (Coeur d'Alene, Idaho)	Fr.	6-11	225	3.7	3.3	18p, 7r, 10/16 FTs vs. UF; Started 5 games; 8 REB vs. NCST
G 1	Dante Harris (Washington, D.C.)	R-Jr.	6-0	171	3.1	2.0	4 PTS, 3 AST, 1 BLK in 13 minutes vs. Notre Dame
G 10	Taine Murray (Auckland, N.Z.)	Jr.	6-5	208	3.1	1.3	12 PTS (5-6 FG) vs. Louisville; 11 PTS vs. NCST; 12.9 mpg
G/F 35	Leon Bond III (Wauwatosa, Wis.)	R-Fr.	6-5	200	4.8	3;2	10+ PTS in 4 games; 9 REB vs. NC A&T & NCCU; 47.8 FG%
G 12	Elijah Gertrude (Jersey City, N.J.)	Fr.	6-4	185	3.6	1.2	13 PTS vs. NCCU, 6 PTS, 3 REB, 2 STL at ND; Debut vs. TAMU

VIRGINIA HEAD COACH TONY BENNETT

- Dean and Markel Families Head Men's Basketball Coach Tony Bennett has a 357-130 mark in 15 seasons at UVA and 426-163 career mark in 18 seasons as a head coach.
- Bennett passed the late Terry Holland (326-173, 16 seasons) as UVA's winningest coach with the win over Syracuse (1/7/23) and recorded his 400th win at Wake Forest (1/21/23).
- Bennett has guided the Cavaliers to six ACC regular-season titles (2014, 2015, 2018, 2019, 2021, 2023), two ACC Tournament titles (2014 and 2018) and one NCAA national championship (2019).
- The three-time National (2007, 2015 and 2018) and four-time ACC Coach of the Year (2014, 2015, 2018 and 2019) guided UVA to its 11th consecutive postseason berth in 2022-23.
- In 2018-19, Bennett led the Cavaliers to their first NCAA national championship, a share of their ninth ACC regular-season title and a school-record 35 wins.
- Bennett is the third coach in ACC men's basketball history to lead his program to 12-straight winning conference seasons, joining North Carolina's Dean Smith (33) and Duke's Mike Krzyzewski (13).
- He has led UVA to outright ACC regular-season and tournament championships in the same season two times (2014 and 2018).
- Bennett is the fifth coach in ACC history to win at least three outright ACC regular-season titles (Frank McGuire, Dean Smith, Mike Krzyzewski and Roy Williams).
- UVA is 183-78 (.701) in ACC play (105-25 at home & 78-53 away), 205-38 (.844) at home and 174-52 (.770) in non-conference action (98-10 at JPJ) under Bennett.
- Bennett ranks fourth all-time in winning percentage (.701) among ACC head coaches with 100 or more ACC wins.

STOCK UP

- UVA has totaled 280 stocks (176 steals + 104 blocks).
- UVA is averaging 13.4 stocks per game (5.0 blocks and 8.4 steals) since 1976 when steals and blocks were first kept at UVA and 1985-86 when recognized by the NCAA.
- The school record for stocks in a season is 13.8 in 1998-99.
- The school record for blocks is 5.5 bpg in 1979-80, while the school record for steals is 8.8 spg in 1999-2000.
- UVA averaged 11.1 stocks per game last season (6.8 steals + 4.3 blocks).
- Ryan Dunn leads UVA with 82 stocks, ranking 18th nationally in blocks (2.2 bpg) along with 1.7 steals per game.
- Reece Beekman ranks 10th nationally in steals (2.5 spg).

OUR DEFENSE NEVER RESTS

- UVA ranks second nationally in scoring defense (57.3 ppg), fifth in fouls per game (13.3), 16th in field goal percentage defense (39.5), 32nd in blocks per game (5.0) and 48th in steals per game (8.4).
- The Cavaliers have ranked sixth nationally in scoring defense in each of the past three seasons.
- The Cavaliers have forced 17 shot clock violations and have averaged 27.6 shot clock violations since 2018-19.
- UVA has been out-rebounded in 10 contests, and is 6-4 in those games.
- UVA is 9-0 when out-rebounding its opponents and has limited 19 of its 21 foes to less than 50 percent shooting.
- Bennett-coached teams have led the nation in scoring defense seven times and finished in the top-five nationally 11 times.

BEEKMAN NETS ACC PLAYER OF THE WEEK HONOR

- Reece Beekman was named ACC Player of the Week for Jan. 22 after averaging 17.5 points, 7.5 assists, 5.0 rebounds and 3.0 steals in victories against in-state rival Virginia Tech (65-57) and Georgia Tech (75-66).
- Beekman posted 16 points, four rebounds, four assists and four steals in the Cavaliers' home win against the Hokies on Jan. 17.
- Beekman added his fourth career double-double with 19 points and 11 assists at Georgia Tech on Jan. 20 as the Cavaliers earned their first road win of the season.

SUPER 70s AND AWESOME 80s

- Virginia is 165-11 all-time when scoring 70 or more points under Tony Bennett.
- UVA is 8-0 when scoring 70 or more points in 2023-24.
- Virginia is 49-1 all-time when scoring 80 or more points (3-0 in 2023-24) under Bennett with their lone loss a 93-81 setback at North Carolina in 2012-13.
- Bennett was 4-0 when scoring 80+ at Washington State.
- UVA scored 100 points against Marshall (2018-19) for the first time under Tony Bennett and added 97 points against Coppin State (2018-19).
- UVA is 4-0 all-time when scoring 90 or more under Bennett.

NATIONAL DEFENSIVE POINTS PER GAME

RANKINGS UNDER TONY BENNETT

Year	School	Pts/Gm	Rank
2006-07	Washington State	59.5	17th
2007-08	Washington State	56.4	3rd
2008-09	Washington State	55.4	1st
2009-10	Virginia	63.6	54th
2010-11	Virginia	62.4	36th
2011-12	Virginia	54.2	2nd
2012-13	Virginia	55.6	5th
2013-14	Virginia	55.7	1st
2014-15	Virginia	51.5	1st
2015-16	Virginia	60.1	2nd
2016-17	Virginia	56.4	1st
2017-18	Virginia	54.0	1st
2018-19	Virginia	56.1	1st
2019-20	Virginia	52.4	1st
2020-21	Virginia	60.5	6th
2021-22	Virginia	60.1	6th
2022-23	Virginia	60.5	6th
2023-24	Virginia	57.3	3rd

VIRGINIA RECEIVES VOTES IN LATEST AP POLL

- UVA earned votes in the latest AP top-25 poll, for the first time since the Dec. 25, 2023, poll.
- The Cavaliers were ranked No. 22 from Dec. 11-24.
- UVA was ranked No. 24 in the Nov. 20 AP poll.
- UVA was not ranked in the AP preseason top-25 poll for the first time since 2017-18 when it received votes.

SEASON STORYLINES

- The Cavaliers return 28.1 percent of their scoring from last season compared to 91.4 percent from 2021-22.
- Virginia's roster includes nine newcomers, including transfers Jake Groves (Oklahoma), Jordan Minor (Merrimack) and Andrew Rohde (St. Thomas), and freshmen Blake Buchanan and Elijah Gertrude.
- Leon Bond III and Dante Harris (Georgetown) made their UVA debuts after redshirting last season.
- Redshirts Anthony Robinson, Christian Bliss and Desmond Roberts, and walk-ons Bryce Walker and Tristan How complete the roster.
- In addition to head coach Tony Bennett (Green Bay), UVA's roster includes Wisconsin natives Reece Beekman (Milwaukee), Bond III (Wauwatosa) and Rohde (Milwaukee).
- Associate head coach Ron Sanchez returns to Virginia after serving the last five seasons as head coach at Charlotte from 2018-23. Sanchez served nine seasons on Bennett's staff from 2009-18, the last three as associate head coach.

DID YOU KNOW?

- Reece Beekman tested the NBA waters in the offseason and decided to return to Virginia for his senior season.
- Ryan Dunn is the younger brother of Major League Baseball pitcher Justin Dunn.
- Isaac McKneely was named West Virginia Mr. Basketball in 2020 and 2021.
- Taine Murray has competed for the Tall Blacks, New Zealand's national team.
- Andrew Rohde was the Summit League Freshman of the Year in 2022-23.
- Dante Harris earned the Dave Gavitt Trophy as the Most Outstanding Player of the 2021 BIG EAST Tournament, averaging 11.8 ppg, 4.8 rpg and 3.3 apg in four games.
- Leon Bond III won a state high school championship as a junior at Wauwatosa East in Wisconsin.
- Blake Buchanan was invited to the USA Basketball U19 Men's National Team training camp and participated in the 2023 Nike Hoop Summit, collecting eight points, eight rebounds and one steal in Team USA's 90-84 win over the International team.
- Jake Groves' brother, Tanner, played three seasons at Eastern Washington (2018-21) and one at Oklahoma (2022-23), and now plays professionally in Europe.
- Jordan Minor was the Northeast Conference Co-Player of the Year and NEC Defensive Player of the Year in 2022-23.

VIRGINIA PICKED FOURTH IN THE ACC

- Virginia was fourth in the 2023-24 ACC Tipoff Preseason Poll.
- Duke is the preseason favorite, followed by Miami, North Carolina, Virginia and Clemson in the top five.
- ACC preseason voters selected Wake Forest sixth, followed by NC State, Virginia Tech, Pittsburgh and Syracuse. Florida State was picked 11th, while Boston College, Georgia Tech, Louisville and Notre Dame rounded out the voting.
- The Cavaliers were selected third in the 2022-23 ACC Preseason Poll and finished first (15-5) in the standings.
- The Cavaliers have finished at or higher than their predicted finish in 13 of the last 15 seasons.



TONY BENNETT

EDUCATION
College: Green Bay, 1992

COACHING EXPERIENCE

- 1999-00 Wisconsin (staff volunteer)
- 2000-01 Wisconsin (assistant coach)
- 2003-04 Washington State (assistant coach)
- 2004-06 Washington State (associate head coach)
- 2006-09 Washington State (head coach)
- 2009- Virginia (head coach)

THE BENNETT RECORD

Year	School	Record (Conf)	Postseason
2006-07	Washington St.	26-8 (13-5)	NCAA 2nd Round
2007-08	Washington St.	26-9 (11-7)	NCAA Sweet 16
2008-09	Washington St.	17-16 (8-10)	NIT 1st Round
2009-10	Virginia	15-16 (5-11)	
2010-11	Virginia	16-15 (7-9)	
2011-12	Virginia	22-10 (9-7)	NCAA 2nd Round
2012-13	Virginia	23-12 (11-7)	NIT Quarterfinals
2013-14	Virginia	30-7 (16-2)	NCAA Sweet 16
2014-15	Virginia	30-4 (16-2)	NCAA Third Round
2015-16	Virginia	29-8 (13-5)	NCAA Elite Eight
2016-17	Virginia	23-11 (11-7)	NCAA 2nd Round
2017-18	Virginia	31-3 (17-1)	NCAA 1st Round
2018-19	Virginia	35-3 (16-2)	NCAA Champions
2019-20	Virginia	23-7 (15-5)	N/A
2020-21	Virginia	18-7 (13-4)	NCAA First Round
2021-22	Virginia	21-14 (12-8)	NIT Quarterfinals
2022-23	Virginia	25-8 (15-5)	NCAA First Round
2023-24	Virginia	16-5 (7-3)	
Total	18 seasons	426-163	
Virginia	15 seasons	357-130	

BENNETT VS. 2023-24 OPPONENTS

Opponent	Career	Virginia
Boston College	13-6	13-6
Clemson	16-4	16-4
Duke	6-14	6-14
Florida	1-2	1-2
Florida State	11-11	11-11
Georgia Tech	18-2	18-2
Louisville	19-2	19-2
Memphis	1-1	1-1
Morgan State	4-0	4-0
Miami	12-6	12-6
North Carolina	14-11	14-10
NC A&T	2-0	2-0
NCCU	2-0	2-0
NC State	16-6	16-6
Northeastern	1-0	1-0
Notre Dame	14-3	13-3
Pitt	12-3	12-2
SMU	1-0	1-0
Syracuse	13-3	13-3
Tarleton State	1-0	1-0
Texas A&M	1-0	1-0
Texas Southern	1-0	1-0
Virginia Tech	19-9	19-9
Wake Forest	11-6	11-6
West Virginia	2-2	2-2
Wisconsin	3-2	3-2

VIRGINIA IN THE POLLS

Date	AP	Coaches	Date	AP	Coaches
Preseason	RV	RV	1/1/24	NR	NR
11/13/23	RV	RV	1/8/24	NR	NR
11/20/23	24	18	1/15/24	NR	NR
11/27/23	RV	RV	1/22/24	NR	NR
12/4/23	RV	23	1/29/24	RV	RV
12/11/23	22	21			
12/18/23	22	20			
12/25/23	RV	RV			

HOLDING FOES UNDER 50

· UVA is 113-2, including a 4-0 mark in 2023-24, when limiting foes to fewer than 50 points during the Tony Bennett era.
 · Bennett-coached teams are 138-3 when holding opponents to fewer than 50 points (25-1 in 3 years at Washington State).
 · The Cavaliers are 28-0 when holding foes to fewer than 40 under Bennett.

THERE'S NO PLACE LIKE HOME

· UVA is 243-54 (.818), including a 12-0 mark in 2023-24, in 18 seasons at John Paul Jones Arena.
 · Virginia's NCAA-leading 22-game home win streak is the second longest at John Paul Jones Arena.
 · UVA has held 47 straight ACC opponents to fewer than 70 points at John Paul Jones Arena.
 · The Cavaliers finished 10-0 at home in ACC league play last season has won its last 15 league home games.
 · UVA is 205-38 (.844) at JPJ under Bennett.
 · UVA has an ACC-leading 93 wins in league home games over the past 11 seasons. Duke is second at 90.
 · UVA has won 10+ home games for 15 straight seasons.

WATCH OUT FOR REECE

· Senior guard Reece Beekman was named to the Jersey Mike's Naimsmith Trophy Men's Preseason 50 Watch List and John R. Wooden Award Preseason Top-50 Watch List.
 · Beekman has averaged 8.7 points, 4.9 assists and 3.2 rebounds in 113 career games (108 starts) for the Cavaliers.

BECKMAN EARNS PRESEASON ALL-ACC HONORS

· Senior guard Reece Beekman was named to the preseason All-ACC first team.
 · In 2022-23, Beekman was named ACC Defensive Player of the Year, All-Defensive Team and All-ACC Third Team.
 · Beekman ranked second nationally and first in the ACC in assist/turnover ratio (3.36), and ranked second in steals (1.8 spg) and third in assists (5.3 apg).

UVA VS. RANKED OPPONENTS

· UVA is 52-46 against ranked foes in the Tony Bennett era.
 · UVA is 1-1 vs. ranked opponents in 2023-24, recording a win against then-No. 14 Texas A&M and a loss at No. 23 Memphis.
 · UVA's 11 ranked wins in 2018-19 marked a school record.
 · UVA is 164-339 vs. ranked opponents since 1953-54.
 · UVA is 1-31 all-time vs. No. 1-ranked opponents (86-73 win vs. No. 1 North Carolina on Jan. 30, 1986).

2023-24 Roster

No.	Name	Year	Pos.	Ht.	Wt.	Hometown/High School/Club/Previous School
0	Blake Buchanan	Fr.	F	6-11	225	Coeur d'Alene, Idaho/Lake City
1	Dante Harris	R-Jr.	G	6-0	171	Washington, D.C./Lakeway Christian/Georgetown
2	Reece Beekman ***	Sr.	G	6-3	194	Milwaukee, Wis./Scotlandville Magnet (La.)
4	Andrew Rohde	So.	G	6-6	202	Milwaukee, Wis./Brookfield Central/St. Thomas (Minn.)
5	Desmond Roberts	Fr.	G	6-4	206	Charlottesville, Va./St. Anne's-Belfield
10	Taine Murray **	Jr.	G	6-5	208	Auckland, N.Z./Rosmini College
11	Isaac McKneely *	So.	G	6-4	188	Poca, W.Va./Poca
12	Elijah Gertrude	Fr.	G	6-4	185	Jersey City, N.J./Hudson Catholic Regional
13	Ryan Dunn *	So.	G	6-8	216	Freeport, N.Y./Perkiomen School
21	Anthony Robinson	Fr.	F	6-10	238	Peachtree City, Ga./Christ School (N.C.)
22	Jordan Minor	Gr.	F	6-8	242	Kingston, Mass./Brimmer and May/Merrimack
24	Tristan How *	Sr.	F	6-7	210	Virginia Beach, Va./Norfolk Collegiate
30	Christian Bliss	Fr.	G	6-4	198	Queens, N.Y./George School (Pa.)
34	Jake Groves	Gr.	F	6-9	211	Spokane, Wash./Shadle Park/East. Wash./Oklahoma
35	Leon Bond III	R-Fr.	G/F	6-5	203	Wauwatosa, Wis./Wauwatosa East
42	Bryce Walker	Jr.	G	6-2	200	Beltsville, Md./New Hampton School

* Denotes letters won

Head Coach: Tony Bennett (Green Bay '92/15th season)
Associate Head Coach: Ron Sanchez (SUNY Oneonta '97/10th season)
Associate Head Coach: Jason Williford (Virginia '95/15th season)
Assistant Coach: Orlando Vandross (AIC '92/9th season)
Assistant Coach: Johnny Carpenter (Virginia '13/9th season)
Assistant Coach: Isaiah Wilkins (Virginia '18/3rd season)
Director of Scouting: Brad Soderberg (UW-Stevens Point '85/9th season)
Director of Player Development: Larry Mangino (Montclair State '83/8th season)
Graduate Assistant: Chase Coleman (Virginia '23/1st season)
Associate AD for Basketball Administration/Operations: Ronnie Wideman (Washington State '06/15th season)
Program and Operations Assistant: Stelios Tzoutzis (Liberty '13/4th season)
Strength and Conditioning Coach: Mike Curtis (Virginia '98/15th season)
Athletic Trainer: Ethan Saliba (Kansas '79/41st season)

CAVALIERS IN THE NBA

· Malcolm Brogdon (Portland), Anthony Gill (Washington), Joe Harris (Detroit), Sam Hauser (Boston), Jay Huff (Denver), De'Andre Hunter (Atlanta), Ty Jerome (Cleveland), Braxton Key (Denver) and Trey Murphy III (New Orleans) are former Cavaliers who are currently playing in the NBA.
 · In addition, Indiana head coach Rick Carlisle is a Virginia alum who led Dallas to an NBA title and helped the Cavaliers to an NCAA Final Four in 1984.
 · Mamadi Diakite signed a two-way contract with San Antonio.

CAVALIERS SIGN COFIE AND SHARMA TO NLI'S

· Virginia signed Jacob Cofie (Seattle, Wash.) and Ishan Sharma (Milton, Ontario) to National Letters of Intent. Cofie and Sharma will join UVA for the 2024-25 season.
 · Cofie is a 6-10, 230-pound power forward who averaged 20.9 points, 11 rebounds and 5.2 assists during his junior season at Eastside Catholic School in 2022-23. He earned First Team All-Metro honors, leading his team to the metro league and district championships. Cofie is ranked No. 61 in the ESPN recruiting rankings.
 · Sharma is a 6-5, 185-pound skilled guard who served as team captain for Fort Erie International Academy, which was the second ranked team in Canada in 2022-23. He was named to the Nike EYBL Peach Jam All-Breakout Team after shooting 45 percent from 3-point range. Sharma was a starter on Canada's U16 and U17 national teams, respectively, leading the team in scoring in 2022. Sharma is ranked No. 86 in the 247Sports recruiting rankings.

ON THE HORIZON

· Virginia hosts Miami in ACC action on Feb. 5. Tipoff for the Big Monday clash and White Out at John Paul Jones Arena is set for 7 p.m. on ESPN.

RECORDS WATCH

No.	Name	Career Assists
1.	Kihei Clark (2019-23)	718
2.	John Crotty (1988-91)	683
3.	Jeff Jones (1979-82)	598
4.	Sean Singletary (2005-08)	587
5.	London Perrantes (2014-17)	569
6.	Reece Beekman (2021-)	564

No.	Name	Career Steals
1.	Othell Wilson (1981-84)	222
2.	Reece Beekman (2021-)	212
3.	Sean Singletary (2005-08)	200

UVA UNDER BENNETT:

	All	2023-24
Leading at the half	283-33	15-0
Trailing at the half	64-91	1-5
Tied at the half	10-5	0-0
Playing Overtime	13-10	1-0
Shooting 50% or better	137-11	6-0
Shooting between 40-49.9%	176-48	9-1
Shooting less than 40%	45-71	1-4
Opponents shoot 50% or better	26-36	0-2
Opponents shoot less than 50%	332-94	16-3
UVA outrebounds its opponent	245-39	9-0
Opponent outrebounds UVA	102-86	6-4
Teams are tied in rebounds	10-5	1-1
UVA has 10 or more steals	35-5	5-0
UVA shoots 70% FT or better	217-69	6-1
UVA shoots less than 70% FT	140-62	10-4
Scoring less than 50 points	10-23	0-2
Scoring 50-59 points	52-49	4-2
Scoring 60-69 points	130-46	4-1
Scoring 70-79 points	120-10	5-0
Scoring 80-89 points	41-1	3-0
Scoring more than 90 points	4-0	0-0
Allowing fewer than 50 points	113-2	4-0
Allowing fewer than 40 points	28-0	1-0
Playing in John Paul Jones Arena	205-38	12-0
Playing on the road	93-66	2-4
Playing on a neutral court	59-26	2-1
Game decided by 1-4 points	54-50	3-0
Game decided by 5-10 points	91-34	3-0
Game decided by 11+ points	212-46	10-5
Playing at night	248-88	14-2
Playing in the afternoon	109-42	2-3
Playing on Monday	34-16	1-1
Playing on Tuesday	58-15	2-1
Playing on Wednesday	64-17	7-0
Playing on Thursday	23-11	1-0
Playing on Friday	38-11	1-0
Playing on Saturday	102-50	4-3
Playing on Sunday	37-10	0-0
Playing in November	84-16	6-1
Playing in December	62-19	4-2
Playing in January	89-31	6-2
Playing in February	69-37	0-0
Playing in March	51-26	0-0
Playing in April	2-0	0-0

CAVALIERS IN THE PROS

Justin Anderson (2013-15), Valencia Basket (Spain)
Darion Atkins (2012-15), Reggio Emilia (Italy)
Malcolm Brogdon (2012-16), Portland (NBA)
Kihei Clark (2019-23), Milwaukee (G League)
Mamadi Diakite (2016-20), San Antonio (NBA/G League)
Armaan Franklin (2022-23), Denver (G League)
Jayden Gardner (2022-23), Kortrijk (Belgium)
Anthony Gill (2014-16), Washington (NBA)
Kyle Guy (2017-19), Lenovo Tenerife (Spain)
Devon Hall (2015-18), Milano (Italy)
Joe Harris (2011-14), Detroit (NBA)
Sam Hauser (2021), Boston (NBA)
Jay Huff (2018-21), Denver (NBA)
De'Andre Hunter (2017-19), Atlanta (NBA)
Ty Jerome (2017-19), Cleveland (NBA)
Nigel Johnson (2018), Spisski Rytieri Nova Ves (Slovakia)
Braxton Key (2019-20), Denver (NBA)
Sylvan Landesberg (2009-10), Gran Canaria (Spain)
Jerome Meynse (2007-10), Ironi Hai (Israel)
Laurynas Mikaluskas (2006-08), Neptunas-Akvaservis (Lithuania)
Akil Mitchell (2011-14), Ningbo R. (China)
Trey Murphy III (2021), New Orleans (NBA)
London Perrantes (2014-17), Kolossos HH (Greece)
Mike Scott (2008-12), ASVEL Lyon-Villeurbanne (France)
Kody Stattmann (2019-22), South East Melbourne (Australia)
Mike Tobey (2013-16), KK Crvena Zvezda (Serbia)
Ben Vander Plas (2023), BC Siauliai (Lithuania)
Tomas Woldetensae (2020-21), Varese (Italy)

GAME 1 - VIRGINIA 80, TARLETON STATE 50



Official Basketball Box Score - Final
Tarleton St. at Virginia
11/06/23 John Paul Jones Arena, Charlottesville

Game Time: 7:00 PM
Game Duration: 2:02
Attendance: 14,080

Officials: Tony Henderson, Adam Fibre, Anthony Eades

Box score table for Game 1 featuring Tarleton St. players and their statistics.

Shooting By Period table for Game 1.

Box score table for Game 1 featuring Virginia 80 players and their statistics.

Shooting By Period table for Game 1 featuring Virginia 80 players.

Summary statistics table for Game 1 including TSU, UVA, Points from Turnovers, etc.

GAME 2 - VIRGINIA 73, FLORIDA 70



Official Basketball Box Score - Final
Virginia at Florida
11/10/23 Spectrum Center, Charlotte, N.C.

Game Time: 7:00 PM
Game Duration: 2:06

Officials: Pat Adams, Lee Cassel, AJ Desai

Box score table for Game 2 featuring Virginia 73 players and their statistics.

Shooting By Period table for Game 2.

Box score table for Game 2 featuring Florida 70 players and their statistics.

Shooting By Period table for Game 2 featuring Florida 70 players.

Summary statistics table for Game 2 including UVA, UF, Points from Turnovers, etc.

GAME 3 - VIRGINIA 80, NORTH CAROLINA A&T 51



Official Basketball Box Score - Final
N.C. A&T at Virginia
11/14/23 John Paul Jones Arena, Charlottesville

Game Time: 7:00 PM
Game Duration: 1:50
Attendance: 13,405

Officials: Ted Valentine, Michael Roberts, Jenna Reuse

Box score table for Game 3 featuring N.C. A&T 51 players and their statistics.

Shooting By Period table for Game 3.

Box score table for Game 3 featuring Virginia 80 players and their statistics.

Shooting By Period table for Game 3 featuring Virginia 80 players.

Summary statistics table for Game 3 including NCT, UVA, Points from Turnovers, etc.

GAME 4 - VIRGINIA 62, TEXAS SOUTHERN 33



Official Basketball Box Score - Final
Texas Southern at Virginia
11/16/23 John Paul Jones Arena, Charlottesville

Game Time: 7:00 PM
Game Duration: 1:59
Attendance: 13,099

Officials: Doug Shows, Trey Styons, Isaac Bennett

Box score table for Game 4 featuring Texas Southern 33 players and their statistics.

Shooting By Period table for Game 4.

Box score table for Game 4 featuring Virginia 62 players and their statistics.

Shooting By Period table for Game 4 featuring Virginia 62 players.

Summary statistics table for Game 4 including TSU, UVA, Points from Turnovers, etc.

GAME 5 - WISCONSIN 65, NO. 24 VIRGINIA 41



Official Basketball Box Score - Final
Wisconsin at Virginia
11/22/23 Suncoast Credit Union Arena, Fort Myers, Fla.
2023-24 Men's Basketball

Game Time: 6:00 PM
Game Duration: 1:47
Attendance: 3,500

Officials: Ted Valentine, Lee Cassell, KB Burdett

Box score table for Wisconsin vs Virginia. Columns include NO. Name, Min, FG, 3P, FT, Rebounds, Fouls, TP, AS, TO, ST, Blocks, +/-.

Shooting By Period table for Wisconsin vs Virginia. Columns include 1st FG%, 3PT%, FT%, 2nd FG%, 3PT%, FT%, GM FG%, FT%, Dead Ball Rebounds.

Technical Fouls: NONE

Box score table for Virginia vs Wisconsin. Columns include NO. Name, Min, FG, 3P, FT, Rebounds, Fouls, TP, AS, TO, ST, Blocks, +/-.

Shooting By Period table for Virginia vs Wisconsin. Columns include 1st FG%, 3PT%, FT%, 2nd FG%, 3PT%, FT%, GM FG%, FT%, Dead Ball Rebounds.

Technical Fouls: NONE

Summary statistics table for Wisconsin vs Virginia. Columns include Wis, UVA, Points from Turnovers, Paint, Second Chance, Fast Breaks, Bench.

GAME 6 - NO. 24 VIRGINIA 56, WEST VIRGINIA 54



Official Basketball Box Score - Final
West Virginia at Virginia
11/22/23 Suncoast Credit Union Arena, Fort Myers, Fla.
2023-24 Men's Basketball

Game Time: 6:00 PM
Game Duration: 2:09
Attendance: 3,500

Officials: Brian Dorsey, Courtney Green, KB Burdett

Box score table for West Virginia vs Virginia. Columns include NO. Name, Min, FG, 3P, FT, Rebounds, Fouls, TP, AS, TO, ST, Blocks, +/-.

Shooting By Period table for West Virginia vs Virginia. Columns include 1st FG%, 3PT%, FT%, 2nd FG%, 3PT%, FT%, GM FG%, FT%, Dead Ball Rebounds.

Technical Fouls: Slazinski 2nd 6:38

Box score table for Virginia vs West Virginia. Columns include NO. Name, Min, FG, 3P, FT, Rebounds, Fouls, TP, AS, TO, ST, Blocks, +/-.

Shooting By Period table for Virginia vs West Virginia. Columns include 1st FG%, 3PT%, FT%, 2nd FG%, 3PT%, FT%, GM FG%, FT%, Dead Ball Rebounds.

Technical Fouls: McKneely 2nd 6:38

Summary statistics table for West Virginia vs Virginia. Columns include WVU, UVA, Points from Turnovers, Paint, Second Chance, Fast Breaks, Bench.

GAME 7 - VIRGINIA 59, NO. 14 TEXAS A&M 47



Official Basketball Box Score - Final
Texas A&M at Virginia
11/29/23 John Paul Jones Arena, Charlottesville
2023-24 Men's Basketball

Game Time: 7:15 PM
Game Duration: 2:03
Attendance: 14,061

Officials: Roger Ayers, John Gaffney, James Breeding

Box score table for Texas A&M vs Virginia. Columns include NO. Name, Min, FG, 3P, FT, Rebounds, Fouls, TP, AS, TO, ST, Blocks, +/-.

Shooting By Period table for Texas A&M vs Virginia. Columns include 1st FG%, 3PT%, FT%, 2nd FG%, 3PT%, FT%, GM FG%, FT%, Dead Ball Rebounds.

Technical Fouls: NONE

Box score table for Virginia vs Texas A&M. Columns include NO. Name, Min, FG, 3P, FT, Rebounds, Fouls, TP, AS, TO, ST, Blocks, +/-.

Shooting By Period table for Virginia vs Texas A&M. Columns include 1st FG%, 3PT%, FT%, 2nd FG%, 3PT%, FT%, GM FG%, FT%, Dead Ball Rebounds.

Technical Fouls: NONE

Summary statistics table for Virginia vs Texas A&M. Columns include TAM, UVA, Points from Turnovers, Paint, Second Chance, Fast Breaks, Bench.

GAME 8 - VIRGINIA 84, SYRACUSE 62



Official Basketball Box Score - Final
Syracuse at Virginia
12/02/23 John Paul Jones Arena, Charlottesville
Virginia vs Syracuse Men's Basketball

Game Time: 12:00 PM
Game Duration: 1:59
Attendance: 14,637

Officials: Jamie Luckie, Clarence Armstrong, Raymie Snyers

Box score table for Syracuse vs Virginia. Columns include NO. Name, Min, FG, 3P, FT, Rebounds, Fouls, TP, AS, TO, ST, Blocks, +/-.

Shooting By Period table for Syracuse vs Virginia. Columns include 1st FG%, 3PT%, FT%, 2nd FG%, 3PT%, FT%, GM FG%, FT%, Dead Ball Rebounds.

Technical Fouls: NONE

Box score table for Virginia vs Syracuse. Columns include NO. Name, Min, FG, 3P, FT, Rebounds, Fouls, TP, AS, TO, ST, Blocks, +/-.

Shooting By Period table for Virginia vs Syracuse. Columns include 1st FG%, 3PT%, FT%, 2nd FG%, 3PT%, FT%, GM FG%, FT%, Dead Ball Rebounds.

Technical Fouls: NONE

Summary statistics table for Syracuse vs Virginia. Columns include SYR, UVA, Points from Turnovers, Paint, Second Chance, Fast Breaks, Bench.

GAME 9 - VIRGINIA 77, NCCU 47



Official Basketball Box Score - Final
N.C. Central at Virginia
12/05/23 John Paul Jones Arena, Charlottesville

Game Time: 7:00 PM
Game Duration: 1:49
Attendance: 13,459

Officials: Lamar Simpson, Joe Lindsay, Bart Lenox

Box score table for Game 9, Virginia 77, NCCU 47. Includes columns for NO. Name, Min, FG, 3P, FT, Rebounds, Fouls, TP, AS, TO, ST, Blocks, +/- and Totals.

Shooting By Period table for Game 9, showing 1st, 2nd, 3rd, and GM FG%, 3PT%, and FT%.

Technical Fouls:NONE

Box score table for Game 9, Virginia 77, NCCU 47. Includes columns for NO. Name, Min, FG, 3P, FT, Rebounds, Fouls, TP, AS, TO, ST, Blocks, +/- and Totals.

Shooting By Period table for Game 9, showing 1st, 2nd, 3rd, and GM FG%, 3PT%, and FT%.

Technical Fouls:NONE

Summary table for Game 9, including Biggest lead, Best Scoring Run, Lead Changes, Times Tied, Time with Lead, Points from Turnovers, Paint, Second Chance, Fast Breaks, Bench, and Period by Period Scoring.

GAME 10 - NO. 22 VIRGINIA 56, NORTHEASTERN 54



Official Basketball Box Score - Final
Northeastern at Virginia
12/16/23 John Paul Jones Arena, Charlottesville

Game Time: 6:00 PM
Game Duration: 1:56
Attendance: 13,576

Officials: Roger Ayers, Tony Henderson, Adam Frole

Box score table for Game 10, Virginia 56, Northeastern 54. Includes columns for NO. Name, Min, FG, 3P, FT, Rebounds, Fouls, TP, AS, TO, ST, Blocks, +/- and Totals.

Shooting By Period table for Game 10, showing 1st, 2nd, 3rd, and GM FG%, 3PT%, and FT%.

Technical Fouls:NONE

Box score table for Game 10, Virginia 56, Northeastern 54. Includes columns for NO. Name, Min, FG, 3P, FT, Rebounds, Fouls, TP, AS, TO, ST, Blocks, +/- and Totals.

Shooting By Period table for Game 10, showing 1st, 2nd, 3rd, and GM FG%, 3PT%, and FT%.

Technical Fouls:NONE

Summary table for Game 10, including Biggest lead, Best Scoring Run, Lead Changes, Times Tied, Time with Lead, Points from Turnovers, Paint, Second Chance, Fast Breaks, Bench, and Period by Period Scoring.

GAME 11 - NO. 23 MEMPHIS 77, NO. 22 VIRGINIA 54



Official Basketball Box Score - Final
Virginia at Memphis
12/19/23 FedExForum, Memphis

Game Time: 6:00 PM
Game Duration: 2:00
Attendance: 15,553

Officials: Joe Lindsay, Steven Anderson, Ron Grover

Box score table for Game 11, Memphis 77, Virginia 54. Includes columns for NO. Name, Min, FG, 3P, FT, Rebounds, Fouls, TP, AS, TO, ST, Blocks, +/- and Totals.

Shooting By Period table for Game 11, showing 1st, 2nd, 3rd, and GM FG%, 3PT%, and FT%.

Technical Fouls:NONE

Box score table for Game 11, Memphis 77, Virginia 54. Includes columns for NO. Name, Min, FG, 3P, FT, Rebounds, Fouls, TP, AS, TO, ST, Blocks, +/- and Totals.

Shooting By Period table for Game 11, showing 1st, 2nd, 3rd, and GM FG%, 3PT%, and FT%.

Technical Fouls:NONE

Summary table for Game 11, including Biggest lead, Best Scoring Run, Lead Changes, Times Tied, Time with Lead, Points from Turnovers, Paint, Second Chance, Fast Breaks, Bench, and Period by Period Scoring.

GAME 12 - VIRGINIA 79, MORGAN STATE 44



Official Basketball Box Score - Final
Morgan St. at Virginia
12/27/23 John Paul Jones Arena, Charlottesville

Game Time: 7:00 PM
Game Duration: 1:47
Attendance: 14,637

Officials: Roger Ayers, Clarence Armstrong, Adam Frole

Box score table for Game 12, Virginia 79, Morgan State 44. Includes columns for NO. Name, Min, FG, 3P, FT, Rebounds, Fouls, TP, AS, TO, ST, Blocks, +/- and Totals.

Shooting By Period table for Game 12, showing 1st, 2nd, 3rd, and GM FG%, 3PT%, and FT%.

Technical Fouls:NONE

Box score table for Game 12, Virginia 79, Morgan State 44. Includes columns for NO. Name, Min, FG, 3P, FT, Rebounds, Fouls, TP, AS, TO, ST, Blocks, +/- and Totals.

Shooting By Period table for Game 12, showing 1st, 2nd, 3rd, and GM FG%, 3PT%, and FT%.

Technical Fouls:NONE

Summary table for Game 12, including Biggest lead, Best Scoring Run, Lead Changes, Times Tied, Time with Lead, Points from Turnovers, Paint, Second Chance, Fast Breaks, Bench, and Period by Period Scoring.

GAME 13 - NOTRE DAME 76, VIRGINIA 54

Official Basketball Box Score - Final Virginia at Notre Dame. Game Time: 12:00 PM. Game Duration: 1:58. Attendance: 7,784. Record: 10-3 (1-1). Shooting By Period: 1st FG% 9-25 36.0%, 3PT% 1-6 16.7%, FT% 5-7 71.4%.

Notre Dame - 76. Record: 6-7 (1-1). Shooting By Period: 1st FG% 16-23 69.6%, 3PT% 7-10 70.0%, FT% 2-4 50%. Technical Fouls: NONE.

Summary statistics for Game 13, comparing Virginia and Notre Dame on various metrics like Biggest lead, Best Scoring Run, and Turnovers.

GAME 14 - VIRGINIA 77, LOUISVILLE 53

Official Basketball Box Score - Final Louisville at Virginia. Game Time: 7:00 PM. Game Duration: 1:51. Attendance: 13,703. Record: 5-8 (0-2). Shooting By Period: 1st FG% 9-22 40.9%, 3PT% 2-13 15.4%, FT% 2-3 66.7%.

Virginia - 77. Record: 11-3 (2-1). Shooting By Period: 1st FG% 16-23 69.6%, 3PT% 7-10 70.0%, FT% 2-4 50%. Technical Fouls: NONE.

Summary statistics for Game 14, comparing Virginia and Louisville on various metrics like Biggest lead, Best Scoring Run, and Turnovers.

GAME 15 - NC STATE 76, VIRGINIA 60

Official Basketball Box Score - Final Virginia at NC State. Game Time: 2:00 PM. Game Duration: 1:49. Attendance: 14,821. Record: 11-4 (2-2). Shooting By Period: 1st FG% 11-27 40.7%, 3PT% 1-8 12.5%, FT% 5-7 71.4%.

NC State - 76. Record: 11-3 (3-0). Shooting By Period: 1st FG% 15-30 50.0%, 3PT% 5-13 33.3%, FT% 0-2 0%. Technical Fouls: NONE.

Summary statistics for Game 15, comparing Virginia and NC State on various metrics like Biggest lead, Best Scoring Run, and Turnovers.

GAME 16 - WAKE FOREST 66, VIRGINIA 47

Official Basketball Box Score - Final Virginia at Wake Forest. Game Time: 2:00 PM. Game Duration: 1:52. Attendance: 9,855. Record: 11-5 (2-3). Shooting By Period: 1st FG% 8-24 33.3%, 3PT% 1-4 25.0%, FT% 4-8 50%.

Wake Forest - 66. Record: 12-4 (4-1). Shooting By Period: 1st FG% 11-24 45.8%, 3PT% 5-11 45.5%, FT% 0-0 0%. Technical Fouls: NONE.

Summary statistics for Game 16, comparing Virginia and Wake Forest on various metrics like Biggest lead, Best Scoring Run, and Turnovers.

GAME 17 - VIRGINIA 65, VIRGINIA TECH 57



Official Basketball Box Score - Final
Virginia Tech at Virginia
01/17/24 John Paul Jones Arena, Charlottesville
Virginia vs Virginia Tech Men's Basketball Commonwealth Clash

Game Time: 7:00 PM
Game Duration: 1:55
Attendance: 14,547

Officials: Bill Covington, Jr., Brian O'Connell, Tony Henderson

Box score table for Virginia Tech vs Virginia Tech. Includes columns for NO. Name, Min, FG, 3P, FT, Rebounds, Fouls, TP, AS, TO, ST, Blocks, +/- and Totals.

Shooting By Period table showing 1st, 2nd, 3rd, 4th quarter and GM FG% statistics.

Dead Ball Rebounds: 0, 0

Technical Fouls: NONE

Box score table for Virginia Tech vs Virginia Tech (continued or similar format).

Shooting By Period table for the second game.

Dead Ball Rebounds: 1, 1

Technical Fouls: NONE

Summary statistics table including Points from Turnovers, Paint, Second Chance, Fast Breaks, Bench, and Period by Period Scoring.

GAME 18 - VIRGINIA 75, GEORGIA TECH 66



Official Basketball Box Score - Final
Virginia at Georgia Tech
01/20/24 McCamish Pavilion, Atlanta
2023-24 Men's Basketball

Game Time: 6:00 PM
Game Duration: 1:58
Attendance: 6,380

Officials: Bert Smith, Rayme Snyons, Jeff Pon

Box score table for Virginia vs Georgia Tech. Includes columns for NO. Name, Min, FG, 3P, FT, Rebounds, Fouls, TP, AS, TO, ST, Blocks, +/- and Totals.

Shooting By Period table for the third game.

Dead Ball Rebounds: 3, 1

Technical Fouls: NONE

Box score table for Virginia vs Georgia Tech (continued or similar format).

Shooting By Period table for the fourth game.

Dead Ball Rebounds: 3, 1

Technical Fouls: NONE

Summary statistics table for the fourth game.

GAME 19 - VIRGINIA 59, NC STATE 53 OT



Official Basketball Box Score - Final
NC State at Virginia
01/24/24 John Paul Jones Arena, Charlottesville
Virginia vs NC State Men's Basketball

Game Time: 7:00 PM
Game Duration: 2:11
Attendance: 13,947

Officials: Ted Valentine, Lee Cassel, Keith Kimble

Box score table for NC State vs Virginia. Includes columns for NO. Name, Min, FG, 3P, FT, Rebounds, Fouls, TP, AS, TO, ST, Blocks, +/- and Totals.

Shooting By Period table for the fifth game.

Dead Ball Rebounds: 1, 0

Technical Fouls: NONE

Box score table for NC State vs Virginia (continued or similar format).

Shooting By Period table for the sixth game.

Dead Ball Rebounds: 2, 0

Technical Fouls: NONE

Summary statistics table for the sixth game.

GAME 20 - VIRGINIA 69, LOUISVILLE 52



Official Basketball Box Score - Final
Virginia at Louisville
01/27/24 KFC Yum! Center, Louisville
2023-24 Men's Basketball

Game Time: 12:06 PM
Game Duration: 1:54
Attendance: 11,361

Officials: Jamie Luckie, A.J. Desai, Jerry Heater

Box score table for Virginia vs Louisville. Includes columns for NO. Name, Min, FG, 3P, FT, Rebounds, Fouls, TP, AS, TO, ST, Blocks, +/- and Totals.

Shooting By Period table for the seventh game.

Dead Ball Rebounds: 2, 1

Technical Fouls: NONE

Box score table for Virginia vs Louisville (continued or similar format).

Shooting By Period table for the eighth game.

Dead Ball Rebounds: 0, 0

Technical Fouls: Johnson 1st 5:24

Summary statistics table for the eighth game.

GAME 21 - VIRGINIA 65, NOTRE DAME 53



Official Basketball Box Score - Final
Notre Dame at Virginia
 01/31/24 John Paul Jones Arena, Charlottesville
 Virginia vs Notre Dame Men's Basketball

Game Time: 7:00 PM
 Game Duration: 1:45
 Attendance: 13,947

Officials: Pat Driscoll, Tim Clougherty, Matt Potter

Notre Dame - 53

Record: 7-14 (2-8)

NO.	Name	Min	FG		3P		FT		Rebounds		Fouls		TP	AS	TO	ST	Blocks		+/-
			M-A	M-A	M-A	M-A	OR	DR	TOT	PF	FD	BS					BA		
13	Tae Davis	F 20:09	1-4	0-0	0-0	0	2	2	0	0	2	1	2	0	0	2	0	2	-4
14	Kebba Njie	F 18:35	0-1	0-0	0-0	3	1	4	1	1	0	0	4	0	0	1	0	1	-11
2	Logan Imes	G 29:54	1-4	1-2	0-0	0	5	5	1	1	3	3	1	1	0	1	0	1	-9
3	Markus Burton	G 33:28	6-10	1-2	4-5	0	2	2	1	5	17	4	3	4	0	2	0	2	-7
20	J.R. Konieczny	G 20:45	1-6	1-3	0-0	2	5	7	1	0	3	0	1	0	0	0	0	0	-12
11	Braeden Shrewsbury	G 32:59	6-11	4-8	0-0	0	1	1	0	0	16	1	2	1	0	0	0	0	-3
25	Matt Zona	G 19:00	1-1	1-1	0-0	0	1	1	0	0	3	0	2	1	0	0	0	0	-5
0	Carey Booth	G 09:42	2-3	0-0	0-1	1	0	1	1	1	4	1	0	0	0	0	0	0	-1
1	Julian Roper II	G 15:28	2-3	1-2	0-0	0	2	2	1	1	5	0	0	1	0	0	0	0	-8
Team						2		1		3		0		3					
Totals			20:43	9:18	4:6	8	20	28	6	9	53	10	18	8	0	6	0	12	

Shooting By Period		
1 st	FG%	9-21 42.9%
	3PT%	5-10 50.0%
	FT%	0-0 0%
2 nd	FG%	11-22 50.0%
	3PT%	4-8 50.0%
	FT%	4-6 66.7%
GM	FG%	20-43 46.5%
	3PT%	9-18 50.0%
	FT%	4-6 66.7%

Dead Ball Rebounds: 2, 0

Technical Fouls: NONE

Virginia - 65

Record: 16-5 (7-3)

NO.	Name	Min	FG		3P		FT		Rebounds		Fouls		TP	AS	TO	ST	Blocks		+/-
			M-A	M-A	M-A	M-A	OR	DR	TOT	PF	FD	BS					BA		
22	Jordan Minor	F 28:28	2-4	0-0	1-2	3	3	6	2	1	5	0	0	2	1	0	0	15	
2	Reece Beekman	G 33:33	7-13	4-7	3-4	0	0	0	1	3	21	6	5	4	0	0	0	11	
4	Andrew Rohde	G 12:29	0-3	0-2	0-0	0	0	0	0	0	3	0	0	0	0	0	0	-1	
11	Isaac McKneely	G 33:51	4-10	3-5	0-0	0	2	2	1	0	11	2	0	0	0	0	0	4	
13	Ryan Dunn	G 27:25	0-1	0-0	0-0	2	3	5	1	0	0	0	1	1	2	0	3		
0	Blake Buchanan	G 09:07	1-2	0-0	0-0	3	2	5	0	0	2	1	1	0	0	0	1		
10	Taine Murray	G 20:03	2-6	0-2	0-0	0	1	1	1	0	4	4	1	0	1	0	6		
34	Jacob Groves	G 22:28	6-10	6-8	0-0	0	4	4	2	1	18	2	1	1	1	0	12		
1	Dante Harris	G 12:36	2-4	0-1	0-0	0	0	0	1	1	4	3	0	0	1	0	9		
Team						2		0		2		0		1					
Totals			24:53	13:25	4:6	10	15	25	9	6	65	21	10	8	6	0	12		

Shooting By Period		
1 st	FG%	14-27 51.9%
	3PT%	9-15 60.0%
	FT%	1-2 50%
2 nd	FG%	10-26 38.5%
	3PT%	4-10 40.0%
	FT%	3-4 75%
GM	FG%	24-53 45.3%
	3PT%	13-25 52.0%
	FT%	4-6 66.7%

Dead Ball Rebounds: 1, 0

Technical Fouls: NONE

	UND	UVA
Biggest lead	0 (1 st 20:00)	16 (2 nd 2:17)
Best Scoring Run	4 (2 nd 18:19)	6 (1 st 12:55)
Lead Changes	0	0
Times Tied	1	0
Time with Lead	00:00	38:59

Points from	UND	UVA
Turnovers	13	20
Paint	18	16
Second Chance	7	9
Fast Breaks	7	4
Bench	28	28

Period by Period Scoring	UND			UVA		
	1st	2nd	TOT	1st	2nd	TOT
UND	23	30	53			
UVA	38	27	65			

GAME 23 - VIRGINIA VS. MIAMI

GAME 24 - VIRGINIA AT FLORIDA STATE

THE LAST TIME

VIRGINIA INDIVIDUALS

- **Scored 30 points:** Kyle Guy vs. Marshall (12/31/18)
- **Scored 40 points:** Sean Singletary (41) at Miami (3/1/08)
- **Two players with 20 points:** Jay Huff (21) and Sam Hauser (21) vs. Syracuse (1/25/21)
- **Three players with 20 points:** Chris Williams (27), Roger Mason, Jr. (22) and Donald Hand (20) vs. Duke (1/5/00)
- **Four players with 20 points:** Chris Williams (23), Donald Hand (22), Adam Hall (21) and Travis Watson (20) vs. Georgetown (3/15/00)
- **A player with back-to-back 25-point games:** Joe Harris, 26 vs. Virginia Tech (2/12/13), 27 at North Carolina (2/16/13)
- **One player scored in double figures:** Ryan Dunn (19) at Louisville (1/27/24)
- **No players scored in double figures:** vs. Florida (3/18/17)
- **Five players scored in double figures:** Ryan Dunn (13), Taine Murray (11), Reece Beekman (11), Jordan Minor (10), Isaac McKneely (10) vs. NC State (1/24/24)
- **Six players scored in double figures:** Sean Singletary (27), Adrian Joseph (13), Jamil Tucker (13), Mamadi Diane (12), Calvin Baker (11) and Laurynas Mikalauskas (11) vs. Maryland (3/9/08)
- **Seven players scored in double figures:** Cornel Parker (20), Junior Burrough (15), Ted Jeffries (14), Cory Alexander (13), Jason Williford (12), Yuri Barnes (11) and Doug Smith (11) vs. Clemson (1/13/93)
- **Had 15 rebounds:** Mike Tobey (16) vs. Tennessee State (11/25/14)
- **Had 20 rebounds:** Mike Tobey (20) vs. Louisville (3/5/16)
- **Had 25 rebounds:** Bob Mortell (25) vs. Washington & Lee (2/27/60)
- **Two players with 10 rebounds:** Francisco Caffaro (12) and Jayden Gardner (10) at Notre Dame (1/29/22)
- **Three players with 10 rebounds:** Jay Huff (12), Kihei Clark (11) and Braxton Key (10) at Syracuse (11/6/19)
- **Double-Double:** Ryan Dunn (19 points, 11 rebounds) at Louisville (1/27/24)
- **Two players had a double-double:** Jayden Gardner (22 points, 10 rebounds) and Francisco Caffaro (11 points and 12 rebounds) at Notre Dame (1/29/22)
- **Three players had a double-double:** Jason Williford (10 pts, 15 rebs), Ted Jeffries (23 pts, 10 rebs), and Cornel Parker (11 pts, 11 rebs) at William & Mary (1/25/93)
- **Double-Double with points and assists:** Reece Beekman (19 points, 11 assists) at Georgia Tech (1/20/24)
- **Triple-Double:** Ralph Sampson (15 pts, 22 rebs, 10 blks) vs. Old Dominion (12/29/79)
- **Three Double-Doubles in a row:** Sam Hauser [3] (13 pts, 10 rebs) at Notre Dame (12/30/20), (16 pts, 11 rebs) vs. Wake Forest (1/6/21), (17 pts, 10 rebs) at Boston College (1/9/21)
- **Four Double-Doubles in a row:** Mike Scott [5] (27 pts, 15 rebs) vs. Oklahoma (11/23/10), (16 pts, 10 rebs) vs. Wichita State (11/24/10), (17 pts, 12 rebs) at Minnesota (11/29/10), (21 pts, 13 rebs) at Virginia Tech (12/5/10), (10 pts, 13 rebs) vs. Radford (12/7/10)
- **20 points and 20 rebounds:** Travis Watson (21 points, 20 rebounds) vs. Wofford (1/2/03)
- **20 points and 10 rebounds:** Jayden Gardner (23 points, 12 rebounds) vs. Clemson (3/10/23)
- **13 assists:** Kihei Clark (13) vs. Navy (12/29/19)
- **10 assists:** Reece Beekman (11) at Georgia Tech (1/20/24)
- **5 blocked Shots:** Ryan Dunn (6) vs. NC State (1/24/24)
- **5 steals:** Reece Beekman (5) at Louisville (1/27/24)
- **Led UVA in points, rebounds and assists:** Sam Hauser (15 points, 9 rebounds, 3 assists) vs. Ohio (3/20/21)
- **Hit a last second shot to win a game:** Reece Beekman at Duke (2/7/22) [3-pointer with 1.1 seconds remaining]
- **Played more than 40 minutes:** Reece Beekman (41) vs. Duke (2/11/23)
- **Played all 40 minutes:** Kihei Clark (40), vs. St. Bonaventure (3/22/22)

VIRGINIA TEAM

- **Won in Overtime:** 59-53 vs. NC State (1/24/24)
- **Lost in Overtime:** 63-55 vs. Syracuse (1/11/20)
- **Played Two Overtimes:** at Virginia Tech, 80-78 2 OT (2/12/17)
- **Played Three Overtimes:** vs. Georgetown, L 115-111 (3/15/00)
- **Shot 70 percent for a half:** 70.4% (19-27) vs. Austin Peay - 1st Half (11/13/17)
- **Shot 60 percent in a game:** 60% (30-50) vs. Miami (2/5/22)
- **Shot less than 30 percent in a game:** 28.1% (16-57) at Wake Forest (1/13/24)
- **Shot 100 percent from the free throw line:** 100% (6-6) vs. Texas A&M (11/29/23)
- **Shot 70 percent from 3-point line:** 72% (18-25) at Syracuse (3/4/19)
- **Shot less than 30 percent in a half:** 24.2% (8-33) in 2nd Half at Wake Forest (1/13/24)
- **Shot less than 20 percent in a half:** 18.5% (5-27) in 1st Half vs. North Carolina (3/10/22)
- **Shot 55 percent or better and lost:** 58.5% (31-53) at North Carolina (2/16/13)
- **Shot 50 percent or better and lost:** 52.6% (30-57) vs. Iowa (11/29/21)
- **Attempted 50 FTs:** 52 (made 34) vs. Howard (12/12/94)
- **Attempted 35 3-pointers:** 38 (11-38) vs. Va. Tech (2/10/18)
- **Did Not Attempt a FT:** 0 vs. Wisconsin (11/27/17)
- **Made 30 FTs:** 31 (31 of 36) vs. Tennessee (3/18/07)
- **Made 15 3-pt FGs:** 15 at Wake Forest (1/21/23)
- **Failed to make a 3-pt FG:** vs. Louisville (0 of 6) (3/9/22)
- **Had 50 rebounds:** 54 vs. NC State (1/24/24)
- **Had 20 offensive rebounds:** 20 vs. NC State (1/24/24)
- **Had 25 assists:** 26 vs. Iowa State (3/25/16)
- **Had 15 steals:** 15 vs. Florida (11/10/23)
- **Had 10 blocks:** 10 vs. JMU (12/6/22)
- **Had 10 steals & 10 blocks:** 13 steals & 10 blocks vs. Texas Southern (11/16/23)
- **Led by 30 points at halftime:** 30 vs. North Carolina A&T (11/14/23)
- **Scored 50 pts in a half:** 56 vs. Baylor, 2nd half (11/18/22)
- **Scored 60 pts in a half:** 60 vs. Gonzaga, 1st half (1/3/07)
- **Scored 70 pts in a half:** 70 vs. Coastal Carolina, 2nd half (11/20/00)
- **Scored 100 pts (ACC):** 103 vs. Maryland (1/16/07)
- **Scored 100 pts (non-conf):** 100 vs. Marshall (12/31/18)
- **Scored under 20 pts in 1st half:** 18 vs. Wisconsin (11/20/23)
- **Scored under 20 pts in 2nd half:** 19 at North Carolina (2/18/17)
- **Scored under 50 pts in a game:** 41 vs. Wisconsin (11/20/23)
- **Defeated top-5 opponent:** 86-79 vs. #5 Baylor (11/18/22)
- **Defeated top-5 opponent on the road:** 65-63 at #4 Duke (1/27/18)
- **Defeated top-5 opponent at neutral site:** 86-79 vs. #5 Baylor (11/18/22)
- **Defeated top-ranked opponent:** 86-73 vs. #1 North Carolina (1/30/86)
- **Won when trailing by 16 points:** Trained 32-16 during 63-61 vs. Ohio State (11/30/16)
- **Won when trailing by 17 points:** Trained 31-14 during 61-58 overtime win vs. Maryland (3/10/13)
- **All five starters scored all of the points:** vs. Texas A&M (11/29/23)
- **Consecutive games holding ACC opponents to fewer than 70 points at home:** 47 (current, last vs. Notre Dame 1/31/24)

OPPONENT INDIVIDUALS

- **Scored 30 points:** Buddy Boeheim (31), Syracuse (3/11/21)
- **Scored 35 points:** Carsen Edwards (42), Purdue (3/30/19)
- **Scored 40 points:** Carsen Edwards (42), Purdue (3/30/19)
- **Scored 50 points:** Len Chappell (50), Wake (2/12/62)
- **Two players with 20 points:** Jericole Hellems (21) and Tarquavion Smith (20) at NC State (1/22/22)
- **Two players with 25 points:** Corey Kispert (32) and Drew Timme (29) vs. Gonzaga (12/26/20)
- **Three players with 20 points:** Jordan McRae (21), Jarnell Stokes (20) and Josh Richardson (20) at Tennessee (12/30/13)
- **Two players with 30 points:** Trevor Powell (31) and Tony Smith (31) at Marquette (2/3/90)
- **No players scored in double figures:** Texas Southern (11/16/23)
- **Five players scored in double figures:** Jarace Walker (17), Marcus Sasser (13), Tramon Mark (13), Jamal Shead (11), J'Wan Roberts (10) vs. Houston (12/17/22)
- **Six players scored in double figures:** C.J. Harris (15), Ari Stewart (12), Travis McKie (12), J.T. Terrell (11), Ty Walker (11), Gary Clark (10), at Wake Forest (1/29/11)
- **Seven players scored in double figures:** Stanley Burrell (15), Drew Lavender (13), C.J. Anderson (12), B.J. Raymond (12), Josh Duncan (11), Charles Bronson (11) and Jason Love (10), at Xavier (1/3/08)
- **Double-Double:** Andrew Carr (12 points, 12 rebounds) at Wake Forest (1/13/24)
- **Double-Double with points and assists:** Keifer Sykes (21 pts, 10 assists) at Green Bay (12/7/13)
- **Two players had a double-double:** Marvin Bagley III (30 pts, 14 rebs) & Wendell Carter Jr. (14 pts, 15 rebs), Duke (1/27/18)
- **Player had 20 points and 20 rebounds:** Armando Bacot (29 points, 22 rebounds), North Carolina (1/8/222)
- **Had 15 rebounds:** Armando Bacot (16), North Carolina (2/20/20)
- **Had 20 rebounds:** Armando Bacot (22), North Carolina (1/8/22)
- **Had 10 assists:** Keifer Sykes (10), at Green Bay (12/7/13)
- **5 Blocked Shots:** Efton Reid III (5), Wake Forest (1/13/24)
- **5 Steals:** Jordan Miller (7), Miami (2/5/22) & Jose Alvarado (6), Georgia Tech (1/23/21)
- **Hit a last second shot to win a game:** JP Pegues, Furman (3/16/23), 3-pointer with 2.2 seconds remaining

OPPONENT TEAM

- **Shot less than 30 percent in a game:** 29.4% (15-51), NCCU (12/5/23)
- **Shot less than 30 percent in a game (ACC):** 27.1% (13-48), Virginia Tech (1/4/20)
- **Shot 60 percent in a game:** 60% (30-50) at NC State (1/22/22)
- **Shot 55 percent or better and lost:** 55.3% (26-47), Cleveland State (11/25/09)
- **Scored 100 pts:** 106, Washington (11/22/10)
- **Scored 90 pts in an ACC game:** 93, North Carolina (2/16/13)
- **Scored 60 pts in a half:** 60, at Miami, 2nd half (3/1/08)
- **Scored 50 pts in a half:** 54, vs. Gonzaga, 2nd half (12/26/21)
- **Scored 45 pts in the first half:** 45, at Florida State (2/15/21)
- **Scored under 10 pts in 1st half:** 7, at Pitt (2/24/18)
- **Scored under 20 pts in 1st half:** 13, at Louisville (1/27/24)
- **Scored under 20 pts in 2nd half:** 19, vs. Texas Southern (11/16/23)
- **Scored under 40 pts in a game:** 33, vs. Texas Southern (11/16/23)
- **Had 25 assists:** 27, at Xavier (1/3/08)
- **Had 20 offensive rebounds:** 20, vs. Wisconsin (11/20/23)
- **Had 15 steals:** 15, Memphis (12/19/23)
- **Had 10 blocks:** 10 at Maryland (3/5/11)
- **Failed to make a 3-pt FG:** Georgia Tech (1/22/15)



BLAKE BUCHANAN

Fr. • F • 6-11 • 225 • C'ouer d'Alene, Idaho • Lake City

2023-24 SEASON

- Grabbed four rebounds in collegiate debut vs. Tarleton State (11/6/23)
- Tallied 18 points (10 of 16 FTs) and seven rebounds vs. Florida (11/10/23)
- Recorded six points and three rebounds in first career start vs. North Carolina A&T (11/14/23)
- Blocked three shots vs. Texas Southern (11/16/23)
- Collected nine points, six rebounds and two steals vs. NCCU (12/5/23)
- Recorded five rebounds and one blocked shot vs. Morgan State (12/27/23)
- Tallied six points and five rebounds vs. Louisville (1/3/24)
- Scored four points and had five rebounds in start at NC State (1/6/24)
- Registered eight points (4-5 FG) and three rebounds vs. Virginia Tech (1/17/24)
- Netted four points along with eight rebounds vs. NC State (1/24/24)
- Contributed four points, five rebounds and two steals at Louisville (1/27/24)
- Recorded two points and five rebounds vs. Notre Dame (1/31/24)

CAREER STATS/HIGHLIGHTS

		Field Goals		3-Point		F-Throws		Rebounds				Scoring										
SEASON	TEAM	GP-GS	MIN	AVG	FG-FGA	FG%	3FG-3FGA	3FG%	FT-FTA	FT%	OFF	DEF	TOT	AVG	PF	FO	A	TO	BLK	STL	PTS	AVG
2023-24	UVa	21-5	301	14.3	28-65	.431	0-0	.000	22-39	.564	29	41	70	3.3	36-2	10	13	16	11	78	3.7	
TOTAL		21-5	301	14.3	28-65	.431	0-0	.000	22-39	.564	29	41	70	3.3	36-2	10	13	16	11	78	3.7	

Single Game Highs

Statistic	Value	
Points	18	vs Florida 11/10/23
Rebounds	8	vs NC State 01/24/24
Assists	2	vs N.C. A&T 11/14/23
Steals	2	vs N.C. Central 12/05/23, vs Northeastern 12/16/23, at Louisville 01/27/24
Blocks	3	vs Texas Southern 11/16/23
FG Made	4	vs Florida 11/10/23, vs N.C. Central 12/05/23, vs Virginia Tech 01/17/24
FG Attempts	7	vs Florida 11/10/23, vs N.C. Central 12/05/23
FT Made	10	vs Florida 11/10/23
FT Attempts	16	vs Florida 11/10/23

2023-24 BUCHANAN GAME-BY-GAME

Opponent	Date	GS	MIN	Total		3-Pointers		Free throws		Rebounds				PF	A	TO	BLK	STL	PTS	AVG
				FG-FGA	PCT	3FG-3FGA	PCT	FT-FTA	PCT	OFF	DEF	TOT	AVG							
Tarleton St.	11/06/2023		16:56	0-2	.000	0-0	.000	1-4	.250	0	4	4	4.0	2	0	1	1	0	1	1.0
vs Florida	11/10/2023		26:52	4-7	.571	0-0	.000	10-16	.625	5	2	7	5.5	2	1	1	0	0	18	9.5
N.C. A&T	11/14/2023	*	15:10	3-6	.500	0-0	.000	0-0	.000	1	2	3	4.7	2	2	0	1	1	6	8.3
Texas Southern	11/16/2023	*	22:00	1-2	.500	0-0	.000	3-5	.600	2	2	4	4.5	2	0	1	3	1	5	7.5
vs Wisconsin	11/20/2023	*	14:29	0-2	.000	0-0	.000	0-0	.000	2	1	3	4.2	1	0	1	2	0	0	6.0
vs West Virginia	11/22/2023	*	13:55	0-2	.000	0-0	.000	2-2	1.000	0	2	2	3.8	5	0	1	2	0	2	5.3
Texas A&M	11/29/2023		05:32	0-0	.000	0-0	.000	0-0	.000	2	0	2	3.6	2	0	2	0	1	0	4.6
Syracuse	12/02/2023		12:41	2-3	.667	0-0	.000	2-2	1.000	1	0	1	3.3	1	0	1	0	1	6	4.8
N.C. Central	12/05/2023		25:03	4-7	.571	0-0	.000	1-2	.500	3	3	6	3.6	2	1	1	1	2	9	5.2
Northeastern	12/16/2023		16:05	1-1	1.000	0-0	.000	1-4	.250	1	0	1	3.3	0	1	0	0	2	3	5.0
at Memphis	12/19/2023		06:00	0-1	.000	0-0	.000	0-0	.000	0	2	2	3.2	2	1	1	0	0	0	4.5
Morgan St.	12/27/2023		13:06	0-3	.000	0-0	.000	0-0	.000	3	2	5	3.3	1	1	1	1	0	0	4.2
at Notre Dame	12/30/2023		08:34	0-3	.000	0-0	.000	0-0	.000	0	1	1	3.2	3	0	0	1	0	0	3.8
Louisville	01/03/2024		19:14	2-5	.400	0-0	.000	2-2	1.000	1	4	5	3.3	3	1	0	1	0	6	4.0
at NC State	01/06/2024	*	23:24	2-3	.667	0-0	.000	0-2	.000	1	4	5	3.4	2	0	0	0	1	4	4.0
at Wake Forest	01/13/2024		07:57	0-3	.000	0-0	.000	0-0	.000	0	1	1	3.3	0	0	0	1	0	0	3.8
Virginia Tech	01/17/2024		11:22	4-5	.800	0-0	.000	0-0	.000	1	2	3	3.2	0	1	0	0	0	8	4.0
at Georgia Tech	01/20/2024		05:35	0-1	.000	0-0	.000	0-0	.000	0	1	1	3.1	0	0	0	0	0	0	3.8
NC State	01/24/2024		14:07	2-5	.400	0-0	.000	0-0	.000	3	5	8	3.4	1	0	0	1	0	4	3.8
at Louisville	01/27/2024		13:50	2-2	1.000	0-0	.000	0-0	.000	0	1	1	3.3	5	0	1	1	2	4	3.8
Notre Dame	01/31/2024		09:07	1-2	.500	0-0	.000	0-0	.000	3	2	5	3.3	0	1	1	0	0	2	3.7
Totals		5	300:59	28-65	.431	0-0	.000	22-39	.564	29	41	70	3.3	36	10	13	16	11	78	3.7

Player Averages

Games Played	Minutes/game	Points/game	FG Pct	3FG Pct	FT Pct	Rebounds/game	Assists/game	Turnovers/game	Assist/Turnover ratio	Steals/game	Blocks/game
21	14.3	3.7	43.1	0.0	56.4	3.3	0.5	0.6	0.8	0.5	0.8



1 DANTE HARRIS

R-Jr. • G • 6-0 • 171 • Washington, D.C. • Georgetown

2023-24 SEASON

- Scored seven points along with three assists in UVA debut vs. Tarleton State (11/6/23)
- Recorded six points and two assists vs. Florida (11/10/23)
- Totaled five rebounds, three assists, two steals and two blocked shots vs. North Carolina A&T (11/14/23)

- Scored six points on a pair of 3-pointers and added four rebounds vs. Texas Southern (11/16/23)
- Tallied five points and five assists in return to action vs. Virginia Tech (1/17/24) after missing 10 games with an ankle injury
- Netted four points in road win at Georgia Tech (1/20/24)
- Tallied four points and three assists vs. Notre Dame (1/31/24)

CAREER STATS/HIGHLIGHTS

SEASON	TEAM	GP-GS	MIN/AVG	Field Goals		3-Point		F-Throws		Rebounds				Scoring						
				FG-FGA	FG%	3FG-3FGA	3FG%	FT-FTA	FT%	OFF	DEF	TOT	AVG	PF-FO	A	TO	BLK	STL	PTS	AVG
2020-21	GTown	26-21	789/30.4	76-218	.349	20-77	.260	35-39	.897	15	74	89	3.4	41-0	82	59	1	30	207	8.0
2021-22	GTown	29-29	934/32.2	130-347	.375	28-102	.275	56-75	.747	13	91	104	3.6	53-1	118	74	2	44	344	11.9
2023-24	UVa	11-1	185/16.9	12-42	.286	2-11	.182	8-15	.533	1	21	22	2.0	17-0	20	9	4	7	34	3.1
TOTAL FOR UVA		11-1	185/16.9	12-42	.286	2-11	.182	8-15	.533	1	21	22	2.0	17-0	20	9	4	7	34	3.1
TOTAL		66-51	1909/28.9	218-607	.359	50-190	.263	99-129	.767	29	186	215	3.3	111-1	220	142	7	81	585	8.9

Single Game Highs

Statistic	Value	
Points	23	at Creighton 02/14/22, vs UConn 02/27/22
Rebounds	9	vs St. John's (NY) 02/03/22
Assists	8	vs Seton Hall 02/20/21, at DePaul 02/09/22
Steals	5	vs Marquette 03/10/21
Blocks	2	vs N.C. A&T 11/14/23
FG Made	9	at Creighton 02/14/22
FG Attempts	24	at Creighton 02/14/22
3FG Made	3	4 times
3FG Attempts	7	vs Villanova 01/22/22
FT Made	9	vs Marquette 01/07/22
FT Attempts	10	vs Marquette 01/07/22

2023-24 HARRIS GAME-BY-GAME

Opponent	Date	GS	MIN	Total		3-Pointers		Free throws		Rebounds				PF	A	TO	BLK	STL	PTS	AVG
				FG-FGA	PCT	3FG-3FGA	PCT	FT-FTA	PCT	OFF	DEF	TOT	AVG							
Tarleton St.	11/06/2023		23:31	1-3	.333	0-0	.000	5-8	.625	1	2	3	3.0	3	1	0	0	1	7	7.0
vs Florida	11/10/2023		15:17	3-5	.600	0-1	.000	0-0	.000	0	0	0	1.5	1	2	0	0	2	6	6.5
N.C. A&T	11/14/2023		25:09	0-2	.000	0-0	.000	2-4	.500	0	5	5	2.7	2	3	3	2	2	2	5.0
Texas Southern	11/16/2023	*	27:03	2-6	.333	2-2	1.000	0-0	.000	0	4	4	3.0	2	2	2	0	1	6	5.3
vs Wisconsin	11/20/2023		17:21	0-3	.000	0-1	.000	0-0	.000	0	1	1	2.6	1	0	2	0	0	0	4.2
vs West Virginia	11/22/2023		08:35	0-1	.000	0-1	.000	0-0	.000	0	2	2	2.5	1	0	0	0	0	0	3.5
Virginia Tech	01/17/2024		16:57	2-5	.400	0-2	.000	1-3	.333	0	2	2	2.4	3	5	0	1	1	5	3.7
at Georgia Tech	01/20/2024		10:48	2-6	.333	0-2	.000	0-0	.000	0	1	1	2.3	0	0	0	0	0	4	3.8
NC State	01/24/2024		19:30	0-5	.000	0-1	.000	0-0	.000	0	3	3	2.3	2	2	1	0	0	0	3.3
at Louisville	01/27/2024		08:39	0-2	.000	0-0	.000	0-0	.000	0	1	1	2.2	1	2	1	0	0	0	3.0
Notre Dame	01/31/2024		12:36	2-4	.500	0-1	.000	0-0	.000	0	0	0	2.0	1	3	0	1	0	4	3.1
Totals		1	185:26	12-42	.286	2-11	.182	8-15	.533	1	21	22	2.0	17	20	9	4	7	34	3.1

Player Averages

Games Played	Minutes/game	Points/game	FG Pct	3FG Pct	FT Pct	Rebounds/game	Assists/game	Turnovers/game	Assist/Turnover ratio	Steals/game	Blocks/game
11	16.9	3.1	28.6	18.2	53.3	2.0	1.8	0.8	2.2	0.6	0.4



2 REECE BEEKMAN

Sr. • G • 6-3 • 194 • Milwaukee, Wis. • Scotlandville Magnet (La.)

2023-24 SEASON

- Preseason All-ACC First Team
- Naismith Trophy Preseason 50 Watch List
- John R. Wooden Award Preseason Top-50 Watch List
- Fort Myers Tip-Off All-Tournament Team
- ACC Player of the Week (Jan. 22)
- Tallied game-high 16 points, seven assists and three

steals vs. Tarleton State (11/6/23)

- Registered 13 points, five assists and three steals vs. Florida (11/10/23)
- Scored eight points and added a career-high three blocked shots and four steals vs. Texas Southern (11/16/23)
- Scored team-high 17 points along with seven assists and two steals vs. Wisconsin (11/20/23)
- Tallied 12 points, four rebounds, five assists and four steals vs. West Virginia (11/22/23)
- Recorded 12 points, five assists, three steals and two blocks vs. No. 14 Texas A&M (11/29/23)
- Scored 13 points along with eight assists vs. Syracuse (12/2/23)
- Scored a career-high 21 points with six rebounds and five assists vs. Northeastern (12/16/23)
- Led Virginia with 13 points at No. 23 Memphis (12/19/23)
- Registered 17 points, seven assists and two blocked shots vs. Morgan State (12/27/23)
- Netted 15 points along with four assists at Notre Dame (12/30/23)
- Scored 11 points and had eight assists vs. Louisville (1/3/24)
- Scored 12 points along with 10 assists at NC State (1/6/24)
- Led Virginia with 10 points and four assists at Wake Forest (1/13/24)
- Tallied 16 points, four assists and four steals vs. Virginia Tech (1/17/24)
- Recorded 19 points and matched a career high with 11 assists for fourth career double-double at Georgia Tech (1/20/24)
- Tallied 11 points, six assists and three steals vs. NC State (1/24/24)
- Scored nine points along with nine assists and five steals at Louisville (1/27/24)
- Tied a career best with 21 points & added six assists & four steals vs. Notre Dame (1/31/24)

CAREER STATS/HIGHLIGHTS

SEASON TEAM	GP-GS	MIN/AVG	Field Goals			3-Point		F-Throws		Rebounds				Scoring					
			FG-FGA	FG%	3FG-3FGA	3FG%	FT-FTA	FT%	OFF	DEF	TOT	AVG	PF-FO	A	TO	BLK	STL	PTS	AVG
2020-21 Uva	25-20	733/29.3	42-110	.382	9-37	.243	25-33	.758	5	66	71	2.8	37-0	75	29	10	30	118	4.7
2021-22 Uva	35-35	1228/35.1	115-256	.449	22-65	.338	35-46	.761	15	121	136	3.9	62-2	181	50	25	73	287	8.2
2022-23 Uva	32-32	1044/32.6	104-257	.405	27-77	.351	69-87	.793	17	80	97	3.0	51-0	168	50	17	57	304	9.5
2023-24 Uva	21-21	658/31.4	104-229	.454	21-65	.323	50-66	.758	7	56	63	3.0	24-0	130	44	12	52	279	13.3
TOTAL	113-108	3664/32.4	365-852	.428	79-244	.324	179-232	.772	44	323	367	3.2	174-2	554	173	64	212	988	8.7

Single Game Highs

Statistic	Value	
Points	21	vs Northeastern 12/16/23, vs Notre Dame 01/31/24
Rebounds	12	at Louisville 03/05/22
Assists	11	vs Louisville 01/24/22, vs Louisville 03/04/23, at Georgia Tech 01/20/24
Steals	6	vs Navy 11/09/21
Blocks	3	vs Texas Southern 11/16/23
FG Made	9	vs Northeastern 12/16/23
FG Attempts	18	vs Northeastern 12/16/23
3FG Made	4	vs Notre Dame 01/31/24
3FG Attempts	7	vs Notre Dame 01/31/24
FT Made	6	vs Illinois 11/20/22, vs Furman 03/16/23, vs Tarleton St. 11/06/23
FT Attempts	8	vs Illinois 11/20/22, at Notre Dame 12/30/23

2023-24 BEEKMAN GAME-BY-GAME

Opponent	Date	GS	MIN	Total		3-Pointers		Free throws		Rebounds				PF	A	TO	BLK	STL	PTS	AVG	
				FG-FGA	PCT	3FG-3FGA	PCT	FT-FTA	PCT	OFF	DEF	TOT	AVG								
Tarleton St.	11/06/2023	*	27:27	5-9	.556	0-3	.000	6-7	.857	0	4	4	4.0	2	7	0	1	3	16	16.0	
vs Florida	11/10/2023	*	33:40	5-13	.385	2-4	.500	1-4	.250	1	2	3	3.5	1	5	1	1	3	13	14.5	
N.C. A&T	11/14/2023	*	20:52	2-9	.222	1-3	.333	0-0	.000	0	4	4	3.7	0	7	0	0	1	5	11.3	
Texas Southern	11/16/2023	*	27:22	4-11	.364	0-4	.000	0-0	.000	0	3	3	3.5	3	4	3	3	4	8	10.5	
vs Wisconsin	11/20/2023	*	34:05	6-12	.500	2-3	.667	3-3	1.000	1	3	4	3.6	1	7	2	0	2	17	11.8	
vs West Virginia	11/22/2023	*	35:37	5-11	.455	1-4	.250	1-2	.500	0	4	4	3.7	0	5	4	0	4	12	11.8	
Texas A&M	11/29/2023	*	34:30	4-8	.500	0-1	.000	4-4	1.000	0	1	1	3.3	2	5	1	2	3	12	11.9	
Syracuse	12/02/2023	*	25:49	5-7	.714	1-1	1.000	2-2	1.000	0	1	1	3.0	0	8	0	1	1	13	12.0	
N.C. Central	12/05/2023	*	19:48	3-7	.429	0-2	.000	2-2	1.000	0	4	4	3.1	0	4	0	0	4	8	11.6	
Northeastern	12/16/2023	*	33:45	9-18	.500	0-2	.000	3-4	.750	2	4	6	3.4	1	5	1	0	2	21	12.5	
at Memphis	12/19/2023	*	33:08	5-8	.625	2-3	.667	1-1	1.000	0	5	5	3.5	2	4	5	0	1	13	12.5	
Morgan St.	12/27/2023	*	29:40	8-12	.667	1-3	.333	0-1	.000	0	2	2	3.4	0	7	1	2	1	17	12.9	
at Notre Dame	12/30/2023	*	33:35	5-15	.333	0-4	.000	5-8	.625	1	2	3	3.4	1	4	5	0	0	15	13.1	
Louisville	01/03/2024	*	30:46	4-7	.571	1-3	.333	2-3	.667	0	1	1	3.2	1	8	2	0	3	11	12.9	
at NC State	01/06/2024	*	33:04	4-7	.571	0-0	.000	4-4	1.000	0	2	2	3.1	2	10	1	0	1	12	12.9	
at Wake Forest	01/13/2024	*	30:25	3-12	.250	2-5	.400	2-2	1.000	0	2	2	3.1	3	4	1	0	1	10	12.7	
Virginia Tech	01/17/2024	*	37:48	6-13	.462	2-3	.667	2-3	.667	0	4	4	3.1	0	4	4	0	4	16	12.9	
at Georgia Tech	01/20/2024	*	33:27	7-16	.438	2-6	.333	3-3	1.000	0	6	6	3.3	1	11	3	0	2	19	13.2	
NC State	01/24/2024	*	39:46	4-12	.333	0-1	.000	3-5	.600	2	2	4	3.3	1	6	3	1	3	11	13.1	
at Louisville	01/27/2024	*	30:15	3-9	.333	0-3	.000	3-4	.750	0	0	0	3.2	2	9	2	1	5	9	12.9	
Notre Dame	01/31/2024	*	33:33	7-13	.538	4-7	.571	3-4	.750	0	0	0	3.0	1	6	5	0	4	21	13.3	
Totals			21	658:22	104-229	.454	21-65	.323	50-66	.758	7	56	63	3.0	24	130	44	12	52	279	13.3

Player Averages

Games Played	Minutes/game	Points/game	FG Pct	3FG Pct	FT Pct	Rebounds/game	Assists/game	Turnovers/game	Assist/Turnover ratio	Steals/game	Blocks/game
21	31.4	13.3	45.4	32.3	75.8	3.0	6.2	2.1	3.0	2.5	0.6



4 ANDREW ROHDE

So. • G • 6-6 • 202 • Milwaukee, Wis. • St. Thomas (Minn.)

2023-24 SEASON

- Tallied six points and three assists in UVA debut vs. Tarleton State (11/6/23)
- Recorded seven points, two rebounds, two assists and two steals vs. Florida (11/10/23)
- Totaled six points, five assists and three rebounds vs. North Carolina A&T (11/14/23)
- Recorded six points, three rebounds and three steals vs. Texas Southern (11/16/23)
- Totaled 13 points, six rebounds and three assists vs. No. 14 Texas A&M (11/29/23)
- Scored 10 points and added four assists and three rebounds vs. Syracuse (12/2/23)
- Dished out six assists vs. NCCU (12/5/23) and Northeastern (12/16/23)
- Collected 10 points, five rebounds, four assists and three steals vs. Morgan State (12/27/23)
- Scored eight points vs. Louisville (1/3/24)
- Netted six points at Wake Forest (1/13/24)
- Tallied five points, four assists and no turnovers at Georgia Tech (1/20/24)
- Scored seven points and added three steals at Louisville (1/27/24)

CAREER STATS/HIGHLIGHTS

SEASON	TEAM	GP-GS	MIN	Field Goals			3-Point		F-Throws		Rebounds				Scoring					
				FG-FGA	FG%	3FG-3FGA	3FG%	FT-FTA	FT%	OFF	DEF	TOT	AVG	PF-FO	A	TO	BLK	STL	PTS	AVG
2022-23	UST	31-31	1019/32.9	189-422	.448	56-175	.320	97-119	.815	25	91	116	3.7	67-0	113	69	3	52	531	17.1
2023-24	Uva	21-20	577/27.5	41-131	.313	19-73	.260	4-12	.333	1	45	46	2.2	17-0	63	25	1	14	105	5.0
TOTAL FOR UVA		21-20	577/27.5	41-131	.313	19-73	.260	4-12	.333	1	45	46	2.2	17-0	63	25	1	14	105	5.0
TOTAL		52-51	1596/30.7	230-553	.416	75-248	.302	101-131	.771	26	136	162	3.1	84-0	176	94	4	66	636	12.2

Single Game Highs


Statistic	Value
Points	27 at North Dakota 02/25/23
Rebounds	9 at Montana St. 12/08/22
Assists	8 vs Merrimack 11/19/22, vs Omaha 01/07/23, vs South Dakota St. 01/26/23
Steals	5 at North Dakota St. 02/23/23
Blocks	1 4 times
FG Made	11 at North Dakota 02/25/23
FG Attempts	22 vs Oral Roberts 03/06/23
3FG Made	4 4 times
3FG Attempts	9 at South Dakota 12/29/22, vs South Dakota 01/28/23, vs Oral Roberts 03/06/23
FT Made	10 at Omaha 02/02/23
FT Attempts	10 at South Dakota 12/29/22, vs Omaha 01/07/23, at Omaha 02/02/23

2023-24 ROHDE GAME-BY-GAME

Opponent	Date	GS	MIN	Total		3-Pointers		Free throws		Rebounds				PF			PTS		AVG		
				FG-FGA	PCT	3FG-3FGA	PCT	FT-FTA	PCT	OFF	DEF	TOT	AVG	A	TO	BLK	STL	PTS		AVG	
Tarleton St.	11/06/2023	*	25:56	2-8	.250	2-5	.400	0-0	.000	0	3	3	3.0	0	1	2	0	0	6	6.0	
vs Florida	11/10/2023	*	35:39	3-6	.500	1-3	.333	0-0	.000	1	1	2	2.5	1	2	1	0	2	7	6.5	
N.C. A&T	11/14/2023	*	23:14	3-7	.429	0-3	.000	0-0	.000	0	3	3	2.7	0	5	2	0	0	6	6.3	
Texas Southern	11/16/2023	*	28:34	2-5	.400	1-1	1.000	1-2	.500	0	3	3	2.8	0	3	3	0	1	6	6.3	
vs Wisconsin	11/20/2023	*	30:01	2-6	.333	1-3	.333	0-0	.000	0	2	2	2.6	1	3	0	0	0	5	6.0	
vs West Virginia	11/22/2023	*	28:30	2-4	.500	0-1	.000	2-4	.500	0	1	1	2.3	0	1	0	0	0	6	6.0	
Texas A&M	11/29/2023	*	37:06	5-14	.357	3-8	.375	0-0	.000	0	6	6	2.9	2	3	3	0	0	13	7.0	
Syracuse	12/02/2023	*	30:54	4-8	.500	2-4	.500	0-0	.000	0	3	3	2.9	0	4	1	0	1	10	7.4	
N.C. Central	12/05/2023	*	21:52	1-4	.250	1-3	.333	0-2	.000	0	1	1	2.7	0	6	1	1	0	3	6.9	
Northeastern	12/16/2023	*	31:28	0-5	.000	0-3	.000	0-1	.000	0	2	2	2.6	1	6	0	0	0	0	6.2	
at Memphis	12/19/2023	*	22:21	0-5	.000	0-4	.000	0-0	.000	0	2	2	2.5	3	4	1	0	1	0	5.6	
Morgan St.	12/27/2023	*	30:36	4-8	.500	2-5	.400	0-0	.000	0	5	5	2.8	0	4	1	0	3	10	6.0	
at Notre Dame	12/30/2023	*	29:31	2-8	.250	1-4	.250	0-1	.000	0	2	2	2.7	1	1	0	0	0	5	5.9	
Louisville	01/03/2024	*	30:33	3-9	.333	2-6	.333	0-0	.000	0	2	2	2.6	2	2	0	0	0	8	6.1	
at NC State	01/06/2024	*	30:59	1-6	.167	0-3	.000	0-0	.000	0	3	3	2.7	0	2	3	0	0	2	5.8	
at Wake Forest	01/13/2024	*	30:41	3-7	.429	0-3	.000	0-0	.000	0	1	1	2.6	2	2	1	0	1	6	5.8	
Virginia Tech	01/17/2024	*	24:59	0-4	.000	0-3	.000	0-0	.000	0	2	2	2.5	1	3	0	0	1	0	5.5	
at Georgia Tech	01/20/2024	*	31:05	2-6	.333	1-3	.333	0-0	.000	0	0	0	2.4	2	4	0	0	1	5	5.4	
NC State	01/24/2024	*	11:55	0-2	.000	0-2	.000	0-0	.000	0	1	1	2.3	1	0	2	0	0	0	5.2	
at Louisville	01/27/2024	*	28:28	2-6	.333	2-4	.500	1-2	.500	0	2	2	2.3	0	4	4	0	3	7	5.3	
Notre Dame	01/31/2024	*	12:29	0-3	.000	0-2	.000	0-0	.000	0	0	0	2.2	0	3	0	0	0	0	5.0	
Totals			20	576:50	41-131	.313	19-73	.260	4-12	.333	1	45	46	2.2	17	63	25	1	14	105	5.0

Player Averages

Games Played	Minutes/game	Points/game	FG Pct	3FG Pct	FT Pct	Rebounds/game	Assists/game	Turnovers/game	Assist/Turnover ratio	Steals/game	Blocks/game
21	27.5	5.0	31.3	26.0	33.3	2.2	3.0	1.2	2.5	0.7	0.0



10 TAINÉ MURRAY

Jr. • G • 6-5 • 208 • Auckland, N.Z. • Rosmini College

2023-24 SEASON

- Scored five points off the bench vs. Tarleton State (11/6/23)
- Netted seven points, one assist and one blocked shot vs. North Carolina A&T (11/14/23)
- Tallied four points and three rebounds vs. Texas Southern (11/16/23)

- Scored seven points and had two rebounds vs. Syracuse (12/2/23)
- Netted three points and two assists vs. Morgan State (12/27/23)
- Scored 12 points (5-6 FG) vs. Louisville (1/3/24)
- Drilled a 3-pointer at Wake Forest (1/13/24)
- Contributed 11 points (3-4 FGs, 2-2 3FGs, 3-4 FTs) vs. NC State (1/24/24)
- Scored four points along with a career-best four assists vs. Notre Dame (1/31/24)

CAREER STATS/HIGHLIGHTS

SEASON	TEAM	GP-GS	MIN	Field Goals			3-Point		F-Throws		Rebounds				PF-FO			TO BLK STL			Scoring	
				FG-FGA	FG%	3FG-3FGA	3FG%	FT-FTA	FT%	OFF	DEF	TOT	AVG	A	TO	BLK	STL	PTS	AVG			
2021-22	UVa	19-0	143	7.5	13-33	.394	8-23	.348	4-8	.500	6	11	17	0.9	14-0	2	4	1	2	38	2.0	
2022-23	UVa	13-0	93	7.2	6-19	.316	2-12	.167	4-6	.667	0	12	12	0.9	5-0	3	3	2	0	18	1.4	
2023-24	UVa	20-0	258	12.9	22-44	.500	10-23	.435	8-14	.571	3	22	25	1.3	13-0	18	7	3	4	62	3.1	
TOTAL		52-0	494	9.5	41-96	.427	20-58	.345	16-28	.571	9	45	54	1.0	32-0	23	14	6	6	118	2.3	

Single Game Highs


Statistic	Value	
Points	14	vs Iowa 11/29/21
Rebounds	4	vs UMES 11/25/22, vs N.C. Central 12/05/23, at NC State 01/06/24
Assists	4	vs Notre Dame 01/31/24
Steals	1	6 times
Blocks	1	6 times
FG Made	5	vs Iowa 11/29/21, vs Louisville 01/03/24
FG Attempts	7	vs Iowa 11/29/21
3FG Made	4	vs Iowa 11/29/21
3FG Attempts	6	vs Iowa 11/29/21
FT Made	3	vs NC State 01/24/24
FT Attempts	4	vs NC State 01/24/24

2023-24 MURRAY GAME-BY-GAME

Opponent	Date	GS	MIN	Total		3-Pointers		Free throws		Rebounds				PF	A	TO	BLK	STL	PTS	AVG
				FG-FGA	PCT	3FG-3FGA	PCT	FT-FTA	PCT	OFF	DEF	TOT	AVG							
Tarleton St.	11/06/2023		10:57	2-2	1.000	0-0	.000	1-2	.500	0	1	1	1.0	2	0	1	0	0	5	5.0
N.C. A&T	11/14/2023		22:35	2-4	.500	1-2	.500	2-2	1.000	0	0	0	0.5	1	1	0	1	0	7	6.0
Texas Southern	11/16/2023		20:52	1-2	.500	1-2	.500	1-2	.500	0	3	3	1.3	1	0	2	0	0	4	5.3
vs Wisconsin	11/20/2023		05:59	0-2	.000	0-1	.000	0-0	.000	0	0	0	1.0	0	0	0	0	0	0	4.0
vs West Virginia	11/22/2023		05:00	0-0	.000	0-0	.000	0-0	.000	0	0	0	0.8	0	0	0	0	0	0	3.2
Texas A&M	11/29/2023		05:23	0-1	.000	0-0	.000	0-0	.000	0	1	1	0.8	0	1	0	0	0	0	2.7
Syracuse	12/02/2023		11:58	2-3	.667	2-3	.667	1-2	.500	1	1	2	1.0	0	0	1	0	1	7	3.3
N.C. Central	12/05/2023		16:43	0-0	.000	0-0	.000	0-0	.000	0	4	4	1.4	2	1	1	0	0	0	2.9
Northeastern	12/16/2023		03:16	0-0	.000	0-0	.000	0-0	.000	0	0	0	1.2	0	0	0	0	0	0	2.6
at Memphis	12/19/2023		18:00	0-2	.000	0-2	.000	0-0	.000	0	2	2	1.3	2	3	1	0	0	0	2.3
Morgan St.	12/27/2023		16:27	1-4	.250	1-4	.250	0-0	.000	0	1	1	1.3	1	2	0	0	1	3	2.4
at Notre Dame	12/30/2023		14:06	1-1	1.000	0-0	.000	0-2	.000	1	0	1	1.3	1	0	0	0	0	2	2.3
Louisville	01/03/2024		18:15	5-6	.833	2-3	.667	0-0	.000	0	0	0	1.2	0	2	0	0	1	12	3.1
at NC State	01/06/2024		17:47	0-2	.000	0-0	.000	0-0	.000	1	3	4	1.4	0	1	0	0	1	0	2.9
at Wake Forest	01/13/2024		09:11	1-1	1.000	1-1	1.000	0-0	.000	0	1	1	1.3	1	1	0	0	0	3	2.9
Virginia Tech	01/17/2024		02:34	0-1	.000	0-0	.000	0-0	.000	0	0	0	1.3	0	0	0	0	0	0	2.7
at Georgia Tech	01/20/2024		02:54	1-1	1.000	0-0	.000	0-0	.000	0	0	0	1.2	0	0	0	0	0	2	2.6
NC State	01/24/2024		18:36	3-4	.750	2-2	1.000	3-4	.750	0	2	2	1.2	0	1	0	0	0	11	3.1
at Louisville	01/27/2024		17:27	1-2	.500	0-1	.000	0-0	.000	0	2	2	1.3	1	1	0	1	0	2	3.1
Notre Dame	01/31/2024		20:03	2-6	.333	0-2	.000	0-0	.000	0	1	1	1.3	1	4	1	1	0	4	3.1
Totals		0	258:03	22-44	.500	10-23	.435	8-14	.571	3	22	25	1.3	13	18	7	3	4	62	3.1

Player Averages

Games Played	Minutes/game	Points/game	FG Pct	3FG Pct	FT Pct	Rebounds/game	Assists/game	Turnovers/game	Assist/Turnover ratio	Steals/game	Blocks/game
20	12.9	3.1	50.0	43.5	57.1	1.3	0.9	0.4	2.6	0.2	0.2



11 ISAAC MCKNEELY

So. • G • 6-4 • 188 • Poca, W.Va. • Poca

2023-24 SEASON

- Scored 15 points and made four 3-pointers vs. Tarleton State (11/6/23)
- Scored nine points and matched career high with six rebounds vs. Florida (11/10/23)
- Had eight points before leaving with ankle injury vs. North Carolina A&T (11/14/23)
- Missed the Texas Southern game (11/16/23) with an ankle injury
- Scored nine points vs. Wisconsin (11/20/23)
- Tallied eight points and five rebounds vs. West Virginia (11/22/23)
- Scored 10 points vs. No. 14 Texas A&M (11/29/23)
- Netted career highs in points (22) and 3-pointers (6) vs. Syracuse (12/2/23)
- Matched career highs in points (22) and 3-pointers (6) vs. NCCU (12/5/23)
- Scored 18 points (7-11 FG) vs. Louisville (1/3/24)
- Scored 18 points (4-7 3FG) at NC State (1/6/24)
- Tied a career high with six 3-pointers en route to 20 points at Georgia Tech (1/20/24)
- Scored 10 points vs. NC State (1/24/24)
- Netted nine points on a trio of 3-pointers at Louisville (1/27/24)
- Scored 11 points (3-5 3FG) vs. Notre Dame (1/31/24)

CAREER STATS/HIGHLIGHTS

SEASON TEAM	GP-GS	MIN/AVG	Field Goals		3-Point		F-Throws		Rebounds				Scoring						
			FG-FGA	FG%	3FG-3FGA	3FG%	FT-FTA	FT%	OFF	DEF	TOT	AVG	PF-FO	A	TO	BLK	STL	PTS	AVG
2022-23 UVa	33-1	708/21.5	77-182	.423	51-130	.392	17-24	.708	7	66	73	2.2	44-0	23	21	4	12	222	6.7
2023-24 UVa	20-20	624/31.2	79-194	.407	52-108	.481	22-25	.880	1	58	59	3.0	31-0	32	24	3	13	232	11.6
TOTAL	53-21	1332/25.1	156-376	.415	103-238	.433	39-49	.796	8	124	132	2.5	75-0	55	45	7	25	454	8.6

Single Game Highs


Statistic	Value
Points	22 vs Syracuse 12/02/23, vs N.C. Central 12/05/23
Rebounds	6 at North Carolina 02/25/23, vs Florida 11/10/23
Assists	4 vs Tarleton St. 11/06/23, vs Morgan St. 12/27/23
Steals	2 4 times
Blocks	2 vs NC State 02/07/23
FG Made	8 vs Syracuse 12/02/23, vs N.C. Central 12/05/23
FG Attempts	16 vs NC State 01/24/24
3FG Made	6 vs Syracuse 12/02/23, vs N.C. Central 12/05/23, at Georgia Tech 01/20/24
3FG Attempts	9 at Georgia Tech 01/20/24, vs NC State 01/24/24
FT Made	4 at Memphis 12/19/23, at Wake Forest 01/13/24
FT Attempts	4 vs Tarleton St. 11/06/23, at Memphis 12/19/23, at Wake Forest 01/13/24

2023-24 MCKNEELY GAME-BY-GAME

Opponent	Date	GS	MIN	Total		3-Pointers		Free throws		Rebounds				PF	A	TO	BLK	STL	PTS	AVG	
				FG-FGA	PCT	3FG-3FGA	PCT	FT-FTA	PCT	OFF	DEF	TOT	AVG								
Tarleton St.	11/06/2023	*	28:47	4-8	.500	4-8	.500	3-4	.750	0	4	4	4.0	3	4	3	0	1	15	15.0	
vs Florida	11/10/2023	*	35:24	3-10	.300	2-4	.500	1-2	.500	0	6	6	5.0	2	1	1	1	0	9	12.0	
N.C. A&T	11/14/2023	*	14:28	3-4	.750	2-2	1.000	0-0	.000	0	1	1	3.7	1	1	0	1	0	8	10.7	
vs Wisconsin	11/20/2023	*	32:34	3-7	.429	1-1	1.000	2-2	1.000	0	1	1	3.0	1	0	1	0	1	9	10.3	
vs West Virginia	11/22/2023	*	35:39	2-9	.222	2-5	.400	2-2	1.000	0	5	5	3.4	1	2	2	0	1	8	9.8	
Texas A&M	11/29/2023	*	31:59	4-11	.364	2-7	.286	0-0	.000	0	1	1	3.0	1	2	1	0	0	10	9.8	
Syracuse	12/02/2023	*	26:26	8-11	.727	6-8	.750	0-0	.000	0	5	5	3.3	2	2	0	0	0	22	11.6	
N.C. Central	12/05/2023	*	25:57	8-11	.727	6-8	.750	0-0	.000	0	2	2	3.1	0	1	0	1	0	22	12.9	
Northeastern	12/16/2023	*	36:44	3-12	.250	2-6	.333	0-0	.000	1	3	4	3.2	2	0	1	0	2	8	12.3	
at Memphis	12/19/2023	*	32:05	1-8	.125	0-5	.000	4-4	1.000	0	1	1	3.0	1	2	4	0	0	6	11.7	
Morgan St.	12/27/2023	*	25:15	2-7	.286	2-6	.333	0-0	.000	0	2	2	2.9	0	4	0	0	2	6	11.2	
at Notre Dame	12/30/2023	*	33:24	2-7	.286	1-3	.333	2-3	.667	0	4	4	3.0	2	2	1	0	2	7	10.8	
Louisville	01/03/2024	*	19:25	7-11	.636	4-7	.571	0-0	.000	0	2	2	2.9	4	2	0	0	0	18	11.4	
at NC State	01/06/2024	*	31:54	6-13	.462	4-7	.571	2-2	1.000	0	3	3	2.9	2	0	3	0	2	18	11.9	
at Wake Forest	01/13/2024	*	35:43	2-10	.200	0-2	.000	4-4	1.000	0	5	5	3.1	2	0	0	0	0	8	11.6	
Virginia Tech	01/17/2024	*	34:21	3-8	.375	0-2	.000	2-2	1.000	0	2	2	3.0	1	3	1	0	1	8	11.4	
at Georgia Tech	01/20/2024	*	37:30	7-13	.538	6-9	.667	0-0	.000	0	5	5	3.1	1	1	2	0	0	20	11.9	
NC State	01/24/2024	*	41:57	4-16	.250	2-9	.222	0-0	.000	0	2	2	3.1	1	2	3	0	0	10	11.8	
at Louisville	01/27/2024	*	30:15	3-8	.375	3-4	.750	0-0	.000	0	2	2	3.0	3	1	1	0	1	9	11.6	
Notre Dame	01/31/2024	*	33:51	4-10	.400	3-5	.600	0-0	.000	0	2	2	3.0	1	2	0	0	0	11	11.6	
Totals			20	623:38	79-194	.407	52-108	.481	22-25	.880	1	58	59	3.0	31	32	24	3	13	232	11.6

Player Averages

Games Played	Minutes/game	Points/game	FG Pct	3FG Pct	FT Pct	Rebounds/game	Assists/game	Turnovers/game	Assist/Turnover ratio	Steals/game	Blocks/game
20	31.2	11.6	40.7	48.1	88.0	3.0	1.6	1.2	1.3	0.7	0.2



12 ELIJAH GERTRUDE

Fr. • G • 6-4 • 185 • Jersey City, N.J. • Hudson Regional Catholic

2023-24 SEASON

- Made his collegiate debut vs. No. 14 Texas A&M
- Scored six points and had two steals vs. Syracuse (12/2/23)
- Scored season-high 13 points vs. NCCU (12/5/23)
- Tallied five points and five rebounds vs. Northeastern (12/16/23)
- Scored four points and blocked two shots vs. Morgan State (12/27/23)
- Tallied six points, three rebounds and two steals at Notre Dame (12/30/23)
- Scored two points at Louisville (1/27/24)

CAREER STATS/HIGHLIGHTS

SEASON	TEAM	GP-GS	MIN	Field Goals			3-Point		F-Throws		Rebounds			Scoring						
				FG-FGA	FG%	3FG-3FGA	3FG%	FT-FTA	FT%	OFF	DEF	TOT	AVG	PF-FO	A	TO	BLK	STL	PTS	AVG
2023-24	UVa	11-0	114	16-41	.390	1-12	.083	7-10	.700	1	12	13	1.2	13-0	5	9	6	8	40	3.6
TOTAL		11-0	114/10.4	16-41	.390	1-12	.083	7-10	.700	1	12	13	1.2	13-0	5	9	6	8	40	3.6

Single Game Highs

Statistic	Value	
Points	13	vs N.C. Central 12/05/23
Rebounds	5	vs Northeastern 12/16/23
Assists	1	5 times
Steals	2	4 times
Blocks	2	vs Morgan St. 12/27/23
FG Made	6	vs N.C. Central 12/05/23
FG Attempts	11	vs N.C. Central 12/05/23
3FG Made	1	vs N.C. Central 12/05/23
3FG Attempts	5	vs N.C. Central 12/05/23
FT Made	3	vs Northeastern 12/16/23
FT Attempts	5	vs Northeastern 12/16/23

2023-24 GERTRUDE GAME-BY-GAME

Opponent	Date	GS	MIN	Total		3-Pointers		Free throws		Rebounds			PF	A	TO	BLK	STL	PTS	AVG	
				FG-FGA	PCT	3FG-3FGA	PCT	FT-FTA	PCT	OFF	DEF	TOT								AVG
Texas A&M	11/29/2023		07:37	0-1	.000	0-1	.000	0-0	.000	0	1	1	1.0	1	0	0	1	0	0.0	
Syracuse	12/02/2023		18:04	2-5	.400	0-1	.000	2-2	1.000	0	1	1	1.0	1	1	3	1	2	6	3.0
N.C. Central	12/05/2023		16:46	6-11	.545	1-5	.200	0-0	.000	0	0	0	0.7	4	1	0	0	0	13	6.3
Northeastern	12/16/2023		14:47	1-3	.333	0-0	.000	3-5	.600	0	5	5	1.8	1	0	0	1	2	5	6.0
at Memphis	12/19/2023		11:22	2-5	.400	0-1	.000	0-1	.000	0	1	1	1.6	2	0	3	0	2	4	5.6
Morgan St.	12/27/2023		12:52	2-3	.667	0-0	.000	0-0	.000	1	0	1	1.5	2	1	0	2	0	4	5.3
at Notre Dame	12/30/2023		10:34	2-4	.500	0-0	.000	2-2	1.000	0	3	3	1.7	0	0	2	0	2	6	5.4
Louisville	01/03/2024		07:06	0-3	.000	0-2	.000	0-0	.000	0	0	0	1.5	1	1	0	0	0	0	4.8
at NC State	01/06/2024		07:32	0-2	.000	0-1	.000	0-0	.000	0	1	1	1.4	1	0	0	1	0	0	4.2
at Wake Forest	01/13/2024		02:26	0-1	.000	0-0	.000	0-0	.000	0	0	0	1.3	0	1	1	0	0	0	3.8
at Louisville	01/27/2024		04:56	1-3	.333	0-1	.000	0-0	.000	0	0	0	1.2	0	0	0	0	2	3.6	
Totals		0	114:02	16-41	.390	1-12	.083	7-10	.700	1	12	13	1.2	13	5	9	6	8	40	3.6

Player Averages

Games Played	Minutes/game	Points/game	FG Pct	3FG Pct	FT Pct	Rebounds/game	Assists/game	Turnovers/game	Assist/Turnover ratio	Steals/game	Blocks/game
11	10.4	3.6	39.0	8.3	70.0	1.2	0.5	0.8	0.6	0.7	0.5



13 RYAN DUNN

So. • G • 6-8 • 216 • Freeport, N.Y. • Perkiomen School

2023-24 SEASON

- Collected nine points, seven rebounds, two blocks and one steal vs. Tarleton State (11/6/23)
- Tallied six points, eight rebounds along with school record-tying seven steals vs. Florida (11/10/23)
- Netted 13 points, 11 rebounds, three blocked shots and two steals vs. North Carolina A&T (11/14/23)
- Scored 15 points along with career highs in free throws (8) and free throws attempted (9), and four blocked shots and added three steals vs. Texas Southern (11/16/23)
- Registered six points, six rebounds, two steals and five blocked shots vs. Wisconsin (11/20/23)
- Tallied 13 points, five rebounds, two steals and one blocked shot vs. West Virginia (11/22/23)
- Recorded 12 points, five rebounds, five blocked shots and three steals vs. No. 14 Texas A&M (11/29/23)
- Tallied six points, six rebounds and two assists vs. NCCU (12/5/23)
- Totaled 11 points, 11 rebounds, two blocked shots and two steals at No. 23 Memphis (12/19/23)
- Scored eight points along with a game-high 10 rebounds vs. Morgan State (12/27/23)
- Had 13 points and five rebounds at Notre Dame (12/30/23)
- Recorded third double-double with 15 points and 10 rebounds along with three blocked shots vs. Louisville (1/3/24)
- Scored 16 points (7-9 FG) and added seven rebounds at NC State (1/6/24)
- Registered six points, seven rebounds, one block and one steal vs. Virginia Tech (1/17/24)
- Tallied nine points and game highs in rebounds (10) and blocks (3) at Georgia Tech (1/20/24)
- Recorded 13 points, 12 rebounds and six blocked shots vs. NC State (1/24/24)
- Collected 19 points and 11 rebounds for his fifth double-double at Louisville (1/27/24)

CAREER STATS/HIGHLIGHTS

SEASON TEAM	GP-GS	MIN	AVG	Field Goals			3-Point		F-Throws		Rebounds				Scoring					
				FG-FGA	FG%	3FG-3FGA	3FG%	FT-FTA	FT%	OFF	DEF	TOT	AVG	PF-FO	A	TO	BLK	STL	PTS	AVG
2022-23 UVa	31-0	401	12.9	33-62	.532	5-16	.313	11-22	.500	19	72	91	2.9	41-1	9	14	33	13	82	2.6
2023-24 UVa	21-21	574	27.3	81-139	.583	6-25	.240	35-60	.583	49	101	150	7.1	36-0	18	18	47	35	203	9.7
TOTAL	52-21	975	18.8	114-201	.567	11-41	.268	46-82	.561	68	173	241	4.6	77-1	27	32	80	48	285	5.5

Single Game Highs

Statistic	Value	
Points	19	at Louisville 01/27/24
Rebounds	12	vs NC State 01/24/24
Assists	2	6 times
Steals	7	vs Florida 11/10/23
Blocks	6	vs NC State 01/24/24
FG Made	8	at Louisville 01/27/24
FG Attempts	14	at Memphis 12/19/23
3FG Made	2	vs Texas A&M 11/29/23
3FG Attempts	4	vs Texas A&M 11/29/23
FT Made	8	vs Texas Southern 11/16/23
FT Attempts	9	vs Texas Southern 11/16/23

2023-24 DUNN GAME-BY-GAME

Opponent	Date	GS	MIN	Total		3-Pointers		Free throws		Rebounds				PF	A	TO	BLK	STL	PTS	AVG	
				FG-FGA	PCT	3FG-3FGA	PCT	FT-FTA	PCT	OFF	DEF	TOT	AVG								
Tarleton St.	11/06/2023	*	21:04	2-3	.667	1-2	.500	4-8	.500	2	5	7	7.0	2	1	0	2	1	9	9.0	
vs Florida	11/10/2023	*	32:47	3-7	.429	0-3	.000	0-0	.000	1	7	8	7.5	2	2	1	0	7	6	7.5	
N.C. A&T	11/14/2023	*	21:13	4-5	.800	0-0	.000	5-6	.833	4	7	11	8.7	1	1	0	3	2	13	9.3	
Texas Southern	11/16/2023	*	24:47	3-5	.600	1-3	.333	8-9	.889	2	3	5	7.8	2	2	0	4	3	15	10.8	
vs Wisconsin	11/20/2023	*	26:28	3-6	.500	0-2	.000	0-0	.000	0	6	6	7.4	3	0	1	5	2	6	9.8	
vs West Virginia	11/22/2023	*	28:58	5-11	.455	0-3	.000	3-6	.500	2	3	5	7.0	3	0	1	1	2	13	10.3	
Texas A&M	11/29/2023	*	36:07	4-8	.500	2-4	.500	2-2	1.000	0	5	5	6.7	0	0	1	5	3	12	10.6	
Syracuse	12/02/2023	*	21:56	2-4	.500	0-2	.000	0-0	.000	1	3	4	6.4	3	2	0	2	2	4	9.8	
N.C. Central	12/05/2023	*	20:33	3-3	1.000	0-0	.000	0-0	.000	1	5	6	6.3	2	2	0	1	1	6	9.3	
Northeastern	12/16/2023	*	28:45	2-5	.400	0-1	.000	1-2	.500	1	3	4	6.1	1	1	2	2	0	5	8.9	
at Memphis	12/19/2023	*	26:20	5-14	.357	0-1	.000	1-3	.333	8	3	11	6.5	2	0	1	2	2	11	9.1	
Morgan St.	12/27/2023	*	24:23	3-9	.333	0-0	.000	2-6	.333	5	5	10	6.8	2	0	1	1	2	8	9.0	
at Notre Dame	12/30/2023	*	24:09	6-9	.667	0-0	.000	1-2	.500	4	1	5	6.7	3	1	2	0	1	13	9.3	
Louisville	01/03/2024	*	31:02	7-8	.875	0-0	.000	1-3	.333	2	8	10	6.9	1	1	1	3	1	15	9.7	
at NC State	01/06/2024	*	32:11	7-9	.778	1-2	.500	1-3	.333	2	5	7	6.9	3	1	1	1	1	16	10.1	
at Wake Forest	01/13/2024	*	23:02	1-4	.250	0-0	.000	2-2	1.000	0	1	1	6.6	0	0	1	1	3	4	9.8	
Virginia Tech	01/17/2024	*	25:46	3-4	.750	0-0	.000	0-0	.000	1	6	7	6.6	2	0	1	1	1	6	9.5	
at Georgia Tech	01/20/2024	*	32:11	4-4	1.000	1-1	1.000	0-2	.000	5	5	10	6.8	2	2	1	3	0	9	9.5	
NC State	01/24/2024	*	35:30	6-10	.600	0-1	.000	1-2	.500	4	8	12	7.1	0	1	1	6	0	13	9.7	
at Louisville	01/27/2024	*	29:20	8-10	.800	0-0	.000	3-4	.750	2	9	11	7.3	1	1	1	2	0	19	10.2	
Notre Dame	01/31/2024	*	27:25	0-1	.000	0-0	.000	0-0	.000	2	3	5	7.1	1	0	1	2	1	0	9.7	
Totals			21	573:58	81-139	.583	6-25	.240	35-60	.583	49	101	150	7.1	36	18	18	47	35	203	9.7

Player Averages

Games Played	Minutes/game	Points/game	FG Pct	3FG Pct	FT Pct	Rebounds/game	Assists/game	Turnovers/game	Assist/Turnover ratio	Steals/game	Blocks/game
21	27.3	9.7	58.3	24.0	58.3	7.1	0.9	0.9	1.0	1.7	2.2



22 JORDAN MINOR

Gr. • F • 6-8 • 242 • Kingston, Mass. • Merrimack

2023-24 SEASON

- Collected three rebounds in UVA debut vs. Tarleton State (11/6/23)
- Scored six points along with two rebounds vs. North Carolina A&T (11/14/23)
- Totaled two rebounds vs. No. 14 Texas A&M (11/29/23)
- Tallied two points and two rebounds at No. 23

Memphis (12/19/23)

- Scored six points along with two rebounds vs. Morgan State (12/27/23)
- Tallied six points and three rebounds at NC State (1/6/24)
- Registered nine point and five rebounds in 22 minutes in first start at Wake Forest (1/13/24)
- Scored season-high 16 points along with five rebounds in 26 minutes vs. Virginia Tech (1/17/24)
- Reached double figures with 11 points in third start at Georgia Tech (1/20/24)
- Tallied 10 points and nine rebounds in 30 minutes vs. NC State (1/24/24)
- Collected six points and five rebounds vs. Notre Dame (1/31/24)

CAREER STATS/HIGHLIGHTS

SEASON	TEAM	GP-GS	MIN/AVG	Field Goals			3-Point			F-Throws		Rebounds				Scoring				
				FG-FGA	FG%	3FG-3FGA	3FG%	FT-FTA	FT%	OFF	DEF	TOT	AVG	PF-FO	A	TO	BLK	STL	PTS	AVG
2019-20	Merri	31-0	505/16.3	70-137	.511	2-5	.400	50-90	.556	79	58	137	4.4	76-0	24	40	32	7	192	6.2
2020-21	Merri	18-18	527/29.3	83-173	.480	1-7	.143	49-84	.583	54	91	145	8.1	69-7	32	56	25	15	216	12.0
2021-22	Merri	30-30	910/30.3	182-346	.526	1-11	.091	88-143	.615	95	152	247	8.2	101-5	36	61	73	44	453	15.1
2022-23	Merri	28-28	935/33.4	186-361	.515	1-9	.111	115-196	.587	91	171	262	9.4	84-4	65	78	72	39	488	17.4
2023-24	Uva	19-6	234/12.3	32-62	.516	0-0	.000	17-28	.607	26	28	54	2.8	30-0	6	11	4	8	81	4.3
TOTAL FOR UVA	19-6	234/12.3	32-62	.516	0-0	.000	17-28	.607	26	28	54	2.8	30-0	6	11	4	8	81	4.3	
TOTAL	126-82	3110/24.7	553-1079	.513	5-32	.156	319-541	.590	345	500	845	6.7	360-16	163	246	206	113	1430	11.3	

Single Game Highs

Statistic	Value	
Points	28	vs Central Conn. St. 02/10/22
Rebounds	20	at Sacred Heart 02/18/23
Assists	7	vs LIU 02/02/23
Steals	6	vs Brown 12/07/21
Blocks	8	at Central Conn. St. 01/08/22, at Bucknell 12/18/22
FG Made	12	vs Central Conn. St. 02/10/22, at Sacred Heart 02/15/22
FG Attempts	19	at Gonzaga 12/09/21, vs Stonehill 02/09/23, at LIU 02/25/23
3FG Made	2	vs Jacksonville 11/17/19
3FG Attempts	3	vs Jacksonville 11/17/19, at Gonzaga 12/09/21
FT Made	11	at Wagner 12/31/22
FT Attempts	13	4 times

2023-24 MINOR GAME-BY-GAME

Opponent	Date	GS	MIN	Total		3-Pointers		Free throws		Rebounds				PF				PTS		AVG	
				FG-FGA	PCT	3FG-3FGA	PCT	FT-FTA	PCT	OFF	DEF	TOT	AVG	PF	A	TO	BLK	STL	PTS		
Tarleton St.	11/06/2023		11:42	0-1	.000	0-0	.000	0-0	.000	2	1	3	3.0	1	0	1	1	0	0	0	0.0
N.C. A&T	11/14/2023		12:14	2-3	.667	0-0	.000	2-2	1.000	1	1	2	2.5	2	0	1	0	0	6	3.0	
Texas Southern	11/16/2023		07:04	1-3	.333	0-0	.000	0-0	.000	3	0	3	2.7	1	1	0	0	0	2	2.7	
vs Wisconsin	11/20/2023		04:55	0-0	.000	0-0	.000	0-0	.000	0	0	0	2.0	1	0	0	0	0	0	2.0	
vs West Virginia	11/22/2023		01:40	1-1	1.000	0-0	.000	0-0	.000	0	0	0	1.6	2	0	0	0	0	2	2.0	
Texas A&M	11/29/2023		02:35	0-0	.000	0-0	.000	0-0	.000	0	2	2	1.7	1	0	0	0	0	0	1.7	
Syracuse	12/02/2023		07:19	0-2	.000	0-0	.000	0-0	.000	1	0	1	1.6	3	0	0	0	0	0	1.4	
N.C. Central	12/05/2023		11:41	0-4	.000	0-0	.000	0-0	.000	0	3	3	1.8	2	2	2	0	0	0	1.3	
at Memphis	12/19/2023		03:18	1-1	1.000	0-0	.000	0-1	.000	1	1	2	1.8	0	0	0	0	0	2	1.3	
Morgan St.	12/27/2023		11:49	3-5	.600	0-0	.000	0-0	.000	2	0	2	1.8	0	1	1	0	1	6	1.8	
at Notre Dame	12/30/2023		08:37	1-2	.500	0-0	.000	0-0	.000	2	0	2	1.8	0	0	1	0	0	2	1.8	
Louisville	01/03/2024		02:00	0-0	.000	0-0	.000	0-0	.000	0	0	0	1.7	0	0	0	0	0	0	1.7	
at NC State	01/06/2024		07:31	2-2	1.000	0-0	.000	2-2	1.000	1	2	3	1.8	0	0	0	0	0	6	2.0	
at Wake Forest	01/13/2024	*	22:18	3-8	.375	0-0	.000	3-5	.600	1	4	5	2.0	2	0	1	1	1	9	2.5	
Virginia Tech	01/17/2024	*	26:29	5-8	.625	0-0	.000	6-8	.750	2	3	5	2.2	3	2	1	0	2	16	3.4	
at Georgia Tech	01/20/2024	*	24:07	4-5	.800	0-0	.000	3-6	.500	1	1	2	2.2	4	0	1	0	1	11	3.9	
NC State	01/24/2024	*	30:22	5-9	.556	0-0	.000	0-2	.000	6	3	9	2.6	2	0	1	1	1	10	4.2	
at Louisville	01/27/2024	*	09:44	2-4	.500	0-0	.000	0-0	.000	0	4	4	2.7	4	0	1	0	0	4	4.2	
Notre Dame	01/31/2024	*	28:28	2-4	.500	0-0	.000	1-2	.500	3	3	6	2.8	2	0	0	1	2	5	4.3	
Totals		6	233:53	32-62	.516	0-0	.000	17-28	.607	26	28	54	2.8	30	6	11	4	8	81	4.3	

Player Averages

Games Played	Minutes/game	Points/game	FG Pct	3FG Pct	FT Pct	Rebounds/game	Assists/game	Turnovers/game	Assist/Turnover ratio	Steals/game	Blocks/game
19	12.3	4.3	51.6	0.0	60.7	2.8	0.3	0.6	0.5	0.4	0.2



34 JAKE GROVES

Gr. • F • 6-9 • 211 • Spokane, Wash. • Oklahoma

2023-24 SEASON

- Scored nine points on 3 of 4 3-pointers vs. Tarleton State (11/6/23)
- Scored 12 points vs. Florida (11/10/23)
- Recorded 11 points and matched a career high with nine rebounds vs. North Carolina A&T (11/14/23)
- Registered 12 points, four rebounds and three assists

vs. No. 14 Texas A&M (11/29/23)

- Netted eight points vs. Syracuse (12/2/23) and Northeastern (12/16/23)
- Tallied 12 points on 5 of 7 field goals at No. 23 Memphis (12/19/23)
- Scored 10 points (3 of 4 3FG) vs. Morgan State (12/27/23)
- Recored seven points and matched a career high with nine rebounds vs. Louisville (1/3/24)
- Scored six points on a pair of 3-pointers vs. Virginia Tech (1/17/24)
- Scored five points, including key 3-pointer, at Georgia Tech (1/20/24)
- Contributed nine points on a trio of 3-pointers at Louisville (1/27/24)
- Drilled a career-high six 3-pointers en route to a season-high 18 points vs. Notre Dame (1/31/24)

CAREER STATS/HIGHLIGHTS

SEASON	TEAM	GP-GS	MIN/AVG	Field Goals			3-Point		F-Throws		Rebounds				PF-FO			TO BLK STL			PTS	AVG
				FG-FGA	FG%	3FG-3FGA	3FG%	FT-FTA	FT%	OFF	DEF	TOT	AVG	PF	FO	A	TO	BLK	STL			
2019-20	EWU	24-0	154/6.4	25-49	.510	2-14	.143	9-16	.563	11	26	37	1.5	23-0	7	15	0	6	61	2.5		
2020-21	EWU	24-14	522/21.8	90-163	.552	16-44	.364	28-37	.757	23	77	100	4.2	60-2	22	29	3	11	224	9.3		
2021-22	OU	34-12	587/17.3	60-139	.432	23-75	.307	14-23	.609	24	73	97	2.9	49-1	15	22	3	8	157	4.6		
2022-23	OU	32-22	655/20.5	81-185	.438	37-97	.381	17-24	.708	17	64	81	2.5	38-0	26	27	2	13	216	6.8		
2023-24	UVa	21-11	394/18.7	55-114	.482	30-62	.484	14-17	.824	15	37	52	2.5	44-0	16	7	3	11	154	7.3		
TOTAL FOR UVa		21-11	394/18.7	55-114	.482	30-62	.484	14-17	.824	15	37	52	2.5	44-0	16	7	3	11	154	7.3		
TOTAL		135-59	2312/17.1	311-650	.478	108-292	.370	82-117	.701	90	277	367	2.7	214-3	86	100	11	49	812	6.0		

Single Game Highs

Statistic	Value
Points	26 vs Central Ark. 12/17/22
Rebounds	9 5 times
Assists	3 6 times
Steals	3 4 times
Blocks	1 11 times
FG Made	10 vs Montana 03/12/21, vs Central Ark. 12/17/22
FG Attempts	16 at Washington St. 11/28/20
3FG Made	6 vs Notre Dame 01/31/24
3FG Attempts	9 vs Texas 12/31/22
FT Made	4 4 times
FT Attempts	6 vs Montana 01/09/20

2023-24 GROVES GAME-BY-GAME

Opponent	Date	GS	MIN	Total		3-Pointers		Free throws		Rebounds				PF	A	TO	BLK	STL	PTS	AVG	
				FG-FGA	PCT	3FG-3FGA	PCT	FT-FTA	PCT	OFF	DEF	TOT	AVG								
Tarleton St.	11/06/2023	*	14:42	3-4	.750	3-4	.750	0-0	.000	0	1	1	1.0	4	1	0	0	1	9	9.0	
vs Florida	11/10/2023	*	16:19	4-7	.571	2-3	.667	2-2	1.000	0	0	0	0.5	4	2	0	0	1	12	10.5	
N.C. A&T	11/14/2023		20:41	4-6	.667	2-2	1.000	1-2	.500	3	6	9	3.3	1	2	1	1	1	11	10.7	
Texas Southern	11/16/2023		16:33	3-6	.500	0-3	.000	1-1	1.000	1	1	2	3.0	2	0	0	0	0	7	9.8	
vs Wisconsin	11/20/2023		20:47	1-7	.143	0-3	.000	2-2	1.000	0	2	2	2.8	1	0	1	0	0	4	8.6	
vs West Virginia	11/22/2023		21:01	2-5	.400	1-3	.333	0-0	.000	0	0	0	2.3	2	0	0	0	1	5	8.0	
Texas A&M	11/29/2023	*	31:30	5-8	.625	2-4	.500	0-0	.000	1	3	4	2.6	2	3	0	0	0	12	8.6	
Syracuse	12/02/2023	*	23:06	2-4	.500	1-2	.500	3-4	.750	1	2	3	2.6	1	1	1	0	0	8	8.5	
N.C. Central	12/05/2023	*	13:29	1-3	.333	0-2	.000	0-0	.000	0	1	1	2.4	2	2	0	0	0	2	7.8	
Northeastern	12/16/2023	*	21:32	3-5	.600	0-2	.000	2-2	1.000	0	1	1	2.3	3	0	1	1	0	8	7.8	
at Memphis	12/19/2023	*	25:45	5-7	.714	2-3	.667	0-0	.000	0	3	3	2.4	2	0	0	0	2	12	8.2	
Morgan St.	12/27/2023	*	14:36	3-6	.500	3-4	.750	1-2	.500	1	0	1	2.3	2	0	0	0	2	10	8.3	
at Notre Dame	12/30/2023	*	18:13	2-3	.667	0-0	.000	0-0	.000	0	1	1	2.2	3	0	0	0	1	4	8.0	
Louisville	01/03/2024	*	33:43	2-8	.250	1-5	.200	2-2	1.000	3	6	9	2.6	3	1	0	0	0	7	7.9	
at NC State	01/06/2024		12:00	1-6	.167	0-2	.000	0-0	.000	0	1	1	2.5	0	0	0	0	0	2	7.5	
at Wake Forest	01/13/2024	*	17:25	1-4	.250	1-1	1.000	0-0	.000	2	2	4	2.6	3	1	1	0	0	3	7.3	
Virginia Tech	01/17/2024		14:49	2-5	.400	2-4	.500	0-0	.000	1	2	3	2.6	1	0	0	0	0	6	7.2	
at Georgia Tech	01/20/2024		12:56	2-5	.400	1-2	.500	0-0	.000	1	0	1	2.6	2	0	1	0	0	5	7.1	
NC State	01/24/2024		09:57	0-1	.000	0-1	.000	0-0	.000	0	1	1	2.5	0	1	0	0	0	0	6.7	
at Louisville	01/27/2024		12:03	3-4	.750	3-4	.750	0-0	.000	1	0	1	2.4	4	0	0	0	1	9	6.8	
Notre Dame	01/31/2024		22:28	6-10	.600	6-8	.750	0-0	.000	0	4	4	2.5	2	2	1	1	1	18	7.3	
Totals			11	393:35	55-114	.482	30-62	.484	14-17	.824	15	37	52	2.5	44	16	7	3	11	154	7.3

Player Averages

Games Played	Minutes/game	Points/game	FG Pct	3FG Pct	FT Pct	Rebounds/game	Assists/game	Turnovers/game	Assist/Turnover ratio	Steals/game	Blocks/game
21	18.7	7.3	48.2	48.4	82.4	2.5	0.8	0.3	2.3	0.5	0.1



35 LEON BOND III

R-Fr. • G/F • 6-5 • 203 • Wauwatosa, Wis. • Wauwatosa East

2023-24 SEASON

- Recorded 12 points, nine rebounds and two steals in collegiate debut vs. Tarleton State (11/6/23)
- Scored 16 points on 8 of 10 field goals vs. North Carolina A&T (11/14/23)
- Tallied eight points and three rebounds vs. Texas Southern (11/16/23)

- Registered eight points and team-high seven rebounds vs. West Virginia (11/22/23)
- Had six points and team-high six rebounds vs. Syracuse (12/2/23)
- Collected 14 points and a game-high nine rebounds and two blocked shots vs. NCCU (12/5/23)
- Scored six points vs. Northeastern (12/16/23)
- Recorded 10 points and seven rebounds vs. Morgan State (12/27/23)
- Tallied four points, three rebounds and two steals at Louisville (1/27/24)

CAREER HIGHLIGHTS

SEASON	TEAM	GP-GS	MIN	Field Goals		3-Point			F-Throws		Rebounds				Scoring					
				FG-FGA	FG%	3FG-3FGA	3FG%	FT-FTA	FT%	OFF	DEF	TOT	AVG	PF	FO	A	TO	BLK	STL	PTS
2023-24	UVa	20-0	278/13.9	43-90	.478	1-2	.500	9-14	.643	27	37	64	3.2	17-0	15	8	5	13	96	4.8
TOTAL		20-0	278/13.9	43-90	.478	1-2	.500	9-14	.643	27	37	64	3.2	17-0	15	8	5	13	96	4.8

Single Game Highs

Statistic	Value	
Points	16	vs N.C. A&T 11/14/23
Rebounds	9	vs Tarleton St. 11/06/23, vs N.C. Central 12/05/23
Assists	3	vs N.C. Central 12/05/23
Steals	3	vs Texas Southern 11/16/23
Blocks	2	vs N.C. Central 12/05/23
FG Made	8	vs N.C. A&T 11/14/23
FG Attempts	10	vs N.C. A&T 11/14/23
3FG Made	1	vs N.C. Central 12/05/23
3FG Attempts	1	vs N.C. Central 12/05/23, vs West Virginia 11/22/23
FT Made	4	vs Tarleton St. 11/06/23
FT Attempts	6	vs Tarleton St. 11/06/23

2023-24 BOND III GAME-BY-GAME

Opponent	Date	GS	MIN	Total		3-Pointers		Free throws		Rebounds				PF	A	TO	BLK	STL	PTS	AVG
				FG-FGA	PCT	3FG-3FGA	PCT	FT-FTA	PCT	OFF	DEF	TOT	AVG							
Tarleton St.	11/06/2023		16:42	4-5	.800	0-0	.000	4-6	.667	5	4	9	9.0	0	0	0	0	2	12	12.0
vs Florida	11/10/2023		04:02	1-3	.333	0-0	.000	0-0	.000	1	0	1	5.0	1	0	0	0	0	2	7.0
N.C. A&T	11/14/2023		18:47	8-10	.800	0-0	.000	0-0	.000	2	1	3	4.3	0	0	1	1	0	16	10.0
Texas Southern	11/16/2023		20:09	4-7	.571	0-0	.000	0-0	.000	1	2	3	4.0	2	1	0	0	3	8	9.5
vs Wisconsin	11/20/2023		13:21	0-1	.000	0-0	.000	0-0	.000	0	0	0	3.2	0	0	0	1	0	0	7.6
vs West Virginia	11/22/2023		21:05	4-8	.500	0-1	.000	0-0	.000	4	3	7	3.8	1	2	1	0	0	8	7.7
Texas A&M	11/29/2023		07:41	0-2	.000	0-0	.000	0-0	.000	0	0	0	3.3	0	0	0	0	1	0	6.6
Syracuse	12/02/2023		18:04	2-7	.286	0-0	.000	2-2	1.000	2	4	6	3.6	2	2	2	0	0	6	6.5
N.C. Central	12/05/2023		21:18	6-8	.750	1-1	1.000	1-2	.500	1	8	9	4.2	3	3	0	2	0	14	7.3
Northeastern	12/16/2023		13:38	3-4	.750	0-0	.000	0-0	.000	0	1	1	3.9	1	0	0	0	0	6	7.2
at Memphis	12/19/2023		21:41	3-5	.600	0-0	.000	0-0	.000	1	0	1	3.6	0	0	1	0	0	6	7.1
Morgan St.	12/27/2023		18:42	4-9	.444	0-0	.000	2-2	1.000	2	5	7	3.9	1	2	0	1	1	10	7.3
at Notre Dame	12/30/2023		19:17	0-3	.000	0-0	.000	0-0	.000	1	2	3	3.8	0	2	0	0	2	0	6.8
Louisville	01/03/2024		07:56	0-1	.000	0-0	.000	0-0	.000	3	1	4	3.9	0	2	0	0	1	0	6.3
at NC State	01/06/2024		03:38	0-3	.000	0-0	.000	0-0	.000	0	0	0	3.6	1	0	0	0	0	0	5.9
at Wake Forest	01/13/2024		20:52	2-7	.286	0-0	.000	0-2	.000	2	2	4	3.6	2	0	1	0	1	4	5.8
Virginia Tech	01/17/2024		04:54	0-1	.000	0-0	.000	0-0	.000	0	1	1	3.5	0	0	0	0	0	0	5.4
at Georgia Tech	01/20/2024		09:27	0-1	.000	0-0	.000	0-0	.000	0	0	0	3.3	2	1	0	0	0	0	5.1
NC State	01/24/2024		03:19	0-1	.000	0-0	.000	0-0	.000	0	2	2	3.2	0	0	2	0	0	0	4.8
at Louisville	01/27/2024		13:20	2-4	.500	0-0	.000	0-0	.000	2	1	3	3.2	1	0	0	0	2	4	4.8
Totals		0	277:53	43-90	.478	1-2	.500	9-14	.643	27	37	64	3.2	17	15	8	5	13	96	4.8

Player Averages

Games Played	Minutes/game	Points/game	FG Pct	3FG Pct	FT Pct	Rebounds/game	Assists/game	Turnovers/game	Assist/Turnover ratio	Steals/game	Blocks/game
20	13.9	4.8	47.8	50.0	64.3	3.2	0.8	0.4	1.9	0.7	0.3



**2023-24 Virginia Men's Basketball
Combined Team Statistics
All games**

Game Records

Record	Overall	Home	Away	Neutral
ALL GAMES	16-5	12-0	2-4	2-1
CONFERENCE	7-3	5-0	2-3	0-0
NON-CONFERENCE	9-2	7-0	0-1	2-1

Score by Periods

Team	1st	2nd	OT	TOT
Virginia	679	681	12	1372
Opponents	512	688	6	1206

Team Box Score

No.	Player	Total					3-Point			F-Throw		Rebounds				Other				PTS	AVG			
		GP-GS	MIN	AVG	FG-FGA	FG%	3FG-3FGA	3FG%	FT-FTA	FT%	OFF	DEF	TOT	AVG	PF	DQ	A	TO	BLK			STL		
2	BEEKMAN, Reece	21-21	658:22	31.4	104-229	.454	21-65	.323	50-66	.758	7	56	63	3.0	24	0	130	44	12	52	279	13.3		
11	MCKNEELY, Isaac	20-20	623:38	31.2	79-194	.407	52-108	.481	22-25	.880	1	58	59	3.0	31	0	32	24	3	13	232	11.6		
13	DUNN, Ryan	21-21	573:58	27.3	81-139	.583	6-25	.240	35-60	.583	49	101	150	7.1	36	0	18	18	47	35	203	9.7		
34	GROVES, Jacob	21-11	393:35	18.7	55-114	.482	30-62	.484	14-17	.824	15	37	52	2.5	44	0	16	7	3	11	154	7.3		
4	ROHDE, Andrew	21-20	576:50	27.5	41-131	.313	19-73	.260	4-12	.333	1	45	46	2.2	17	0	63	25	1	14	105	5.0		
35	BOND III, Leon	20-0	277:53	13.9	43-90	.478	1-2	.500	9-14	.643	27	37	64	3.2	17	0	15	8	5	13	96	4.8		
22	MINOR, Jordan	19-6	233:53	12.3	32-62	.516	0-0	.000	17-28	.607	26	28	54	2.8	30	0	6	11	4	8	81	4.3		
0	BUCHANAN, Blake	21-5	300:59	14.3	28-65	.431	0-0	.000	22-39	.564	29	41	70	3.3	36	2	10	13	16	11	78	3.7		
12	GERTRUDE, Elijah	11-0	114:02	10.4	16-41	.390	1-12	.083	7-10	.700	1	12	13	1.2	13	0	5	9	6	8	40	3.6		
10	MURRAY, Taine	20-0	258:03	12.9	22-44	.500	10-23	.435	8-14	.571	3	22	25	1.3	13	0	18	7	3	4	62	3.1		
1	HARRIS, Dante	11-1	185:26	16.9	12-42	.286	2-11	.182	8-15	.533	1	21	22	2.0	17	0	20	9	4	7	34	3.1		
42	WALKER, Bryce	5-0	12:53	2.6	1-3	.333	1-2	.500	1-2	.500	0	1	1	0.2	0	0	1	0	0	0	4	0.8		
24	HOW, Tristan	7-0	15:26	2.2	2-5	.400	0-1	.000	0-1	.000	1	0	1	0.1	1	0	1	0	0	0	4	0.6		
Team											23	42	65											
Total		21	4225		516-1159	.445	143-384	.372	197-303	.650	184	501	685	32.6	279	2	335	184	104	176	1372	65.3		
Opponents		21	4225		433-1095	.395	141-439	.321	197-271	.727	197	514	711	33.9	287	4	226	293	52	119	1206	57.4		

Team Statistics

	UVA	OPP
Scoring	1372	1206
Points per game	65.3	57.4
Scoring margin	+7.9	-
Field goals-att	516-1159	433-1095
Field goal pct	.445	.395
3 point fg-att	143-384	141-439
3-point FG pct	.372	.321
3-pt FG made per game	6.8	6.7
Free throws-att	197-303	197-271
Free throw pct	.650	.727
F-Throws made per game	9.4	9.4
Rebounds	685	711
Rebounds per game	32.6	33.9
Rebounding margin	-1.2	-
Assists	335	226
Assists per game	16.0	10.8
Turnovers	184	293
Turnovers per game	8.8	14.0
Turnover margin	+5.2	-
Assist/turnover ratio	1.8	0.8
Steals	176	119
Steals per game	8.4	5.7
Blocks	104	52
Blocks per game	5.0	2.5
Winning streak	5	-
Home win streak	12	-
Attendance	166698	63775
Home games-Avg/Game	12-13892	6-10629
Neutral site-Avg/Game	-	3-4594

Team Results

Date	Opponent	Score	Att.
11/06/2023	Tarleton St.	W 80-50	14080
11/10/2023	vs Florida	W 73-70	6783
11/14/2023	N.C. A&T	W 80-51	12905
11/16/2023	Texas Southern	W 62-33	13099
11/20/2023	vs Wisconsin	L 41-65	3500
11/22/2023	vs West Virginia	W 56-54	3500
11/29/2023	Texas A&M	W 59-47	14061
12/02/2023	Syracuse	W 84-62	14637
12/05/2023	N.C. Central	W 77-47	13459
12/16/2023	Northeastern	W 56-54	13676
12/19/2023	at Memphis	L 54-77	13554
12/27/2023	Morgan St.	W 79-44	14637
12/30/2023	at Notre Dame	L 54-76	7784
01/03/2024	Louisville	W 77-53	13703
01/06/2024	at NC State	L 60-76	14821
01/13/2024	at Wake Forest	L 47-66	9855
01/17/2024	Virginia Tech	W 65-57	14547
01/20/2024	at Georgia Tech	W 75-66	6380
01/24/2024	NC State	Wot 59-53	13947
01/27/2024	at Louisville	W 69-52	11381
01/31/2024	Notre Dame	W 65-53	13947



2023-24 Virginia Men's Basketball Combined Team Statistics In Conference games

Game Records

Record	Overall	Home	Away	Neutral
ALL GAMES	7-3	5-0	2-3	0-0
CONFERENCE	7-3	5-0	2-3	0-0
NON-CONFERENCE	0-0	0-0	0-0	0-0

Score by Periods

Team	1st	2nd	OT	TOT
Virginia	311	332	12	655
Opponents	247	361	6	614

Team Box Score

No.	Player				Total		3-Point		F-Throw		Rebounds											
		GP-GS	MIN	AVG	FG-FGA	FG%	3FG-3FGA	3FG%	FT-FTA	FT%	OFF	DEF	TOT	AVG	PF	DQ	A	TO	BLK	STL	PTS	AVG
2	BEEKMAN, Reece	10-10	328:28	32.8	48-111	.432	12-33	.364	29-38	.763	3	20	23	2.3	12	0	70	26	3	24	137	13.7
11	MCKNEELY, Isaac	10-10	324:46	32.5	46-107	.430	29-56	.518	10-11	.909	0	32	32	3.2	19	0	15	11	0	6	131	13.1
13	DUNN, Ryan	10-10	282:33	28.3	44-63	.698	2-6	.333	9-18	.500	23	49	72	7.2	16	0	9	10	21	10	99	9.9
22	MINOR, Jordan	10-6	166:55	16.7	24-44	.545	0-0	.000	15-25	.600	17	20	37	3.7	20	0	2	6	3	7	63	6.3
34	GROVES, Jacob	10-4	176:40	17.7	21-50	.420	15-29	.517	5-6	.833	9	19	28	2.8	19	0	6	4	1	3	62	6.2
4	ROHDE, Andrew	10-9	261:34	26.2	17-59	.288	8-34	.235	1-3	.333	0	16	16	1.6	9	0	25	11	0	7	43	4.3
10	MURRAY, Taine	10-0	132:51	13.3	16-27	.593	7-12	.583	4-8	.500	3	10	13	1.3	4	0	10	2	2	3	43	4.3
0	BUCHANAN, Blake	10-1	125:51	12.6	15-32	.469	0-0	.000	4-6	.667	10	21	31	3.1	15	1	3	3	5	4	34	3.4
1	HARRIS, Dante	5-0	68:30	13.7	6-22	.273	0-6	.000	1-3	.333	0	7	7	1.4	7	0	12	2	2	1	13	2.6
12	GERTRUDE, Elijah	6-0	50:38	8.4	5-18	.278	0-5	.000	4-4	1.000	0	5	5	0.8	3	0	3	6	2	4	14	2.3
35	BOND III, Leon	9-0	100:47	11.2	6-28	.214	0-0	.000	2-4	.500	10	13	23	2.6	8	0	7	5	0	6	14	1.6
24	HOW, Tristan	2-0	03:13	1.6	1-1	1.000	0-0	.000	0-1	.000	1	0	1	0.5	0	0	0	0	0	0	2	1.0
42	WALKER, Bryce	1-0	02:13	2.2	0-0	.000	0-0	.000	0-0	.000	0	0	0	0.0	0	0	1	0	0	0	0	0.0
Team											12	21	33					5				
Total		10	2025		249-562	.443	73-181	.403	84-127	.661	88	233	321	32.1	132	1	163	91	39	75	655	65.5
Opponents		10	2025		221-512	.432	78-217	.359	94-123	.764	70	248	318	31.8	126	1	109	132	27	56	614	61.4

Team Statistics

	UVA	OPP
Scoring	655	614
Points per game	65.5	61.4
Scoring margin	+4.1	-
Field goals-att	249-562	221-512
Field goal pct	.443	.432
3 point fg-att	73-181	78-217
3-point FG pct	.403	.359
3-pt FG made per game	7.3	7.8
Free throws-att	84-127	94-123
Free throw pct	.661	.764
F-Throws made per game	8.4	9.4
Rebounds	321	318
Rebounds per game	32.1	31.8
Rebounding margin	+0.3	-
Assists	163	109
Assists per game	16.3	10.9
Turnovers	91	132
Turnovers per game	9.1	13.2
Turnover margin	+4.1	-
Assist/turnover ratio	1.8	0.8
Steals	75	56
Steals per game	7.5	5.6
Blocks	39	27
Blocks per game	3.9	2.7
Winning streak	5	-
Home win streak	5	-
Attendance	70781	50221
Home games-Avg/Game	5-14156	5-10044
Neutral site-Avg/Game	-	0-0

Team Results

Date	Opponent		Score	Att.
12/02/2023	Syracuse	W	84-62	14637
12/30/2023	at Notre Dame	L	54-76	7784
01/03/2024	Louisville	W	77-53	13703
01/06/2024	at NC State	L	60-76	14821
01/13/2024	at Wake Forest	L	47-66	9855
01/17/2024	Virginia Tech	W	65-57	14547
01/20/2024	at Georgia Tech	W	75-66	6380
01/24/2024	NC State	Wot	59-53	13947
01/27/2024	at Louisville	W	69-52	11381
01/31/2024	Notre Dame	W	65-53	13947



**2023-24 Virginia Men's Basketball
Team Game-by-Game
All games**

Opponent	Date	Score	W	Total		3-Pointers		Free throws		Rebounds				PF	A	TO	BLK	STL	PTS	AVG
				FG-FGA	PCT	3FG-3FGA	PCT	FT-FTA	PCT	OFF	DEF	TOT	AVG							
Tarleton St.	11/06/2023	80-50	W	23-47	.489	10-22	.455	24-39	.615	10	30	40	40.0	19	15	8	5	9	80	80.0
vs Florida	11/10/2023	73-70	W	26-58	.448	7-18	.389	14-24	.583	9	21	30	35.0	14	15	6	2	15	73	76.5
N.C. A&T	11/14/2023	80-51	W	31-57	.544	6-13	.462	12-16	.750	11	31	42	37.3	11	22	8	10	7	80	77.7
Texas Southern	11/16/2023	62-33	W	21-48	.438	5-16	.313	15-21	.714	10	24	34	36.5	15	13	11	10	13	62	73.8
vs Wisconsin	11/20/2023	41-65	L	15-46	.326	4-14	.286	7-7	1.000	3	18	21	33.4	10	10	8	8	5	41	67.2
vs West Virginia	11/22/2023	56-54	W	21-52	.404	4-18	.222	10-16	.625	6	22	28	32.5	15	10	9	3	8	56	65.3
Texas A&M	11/29/2023	59-47	W	22-53	.415	9-25	.360	6-6	1.000	7	23	30	32.1	11	14	10	8	8	59	64.4
Syracuse	12/02/2023	84-62	W	30-55	.545	12-21	.571	12-15	.800	8	25	33	32.3	13	21	10	4	8	84	66.9
N.C. Central	12/05/2023	77-47	W	32-59	.542	9-21	.429	4-8	.500	6	34	40	33.1	17	24	5	6	7	77	68.0
Northeastern	12/16/2023	56-54	W	22-53	.415	2-14	.143	10-18	.556	6	22	28	32.6	10	13	5	4	8	56	66.8
at Memphis	12/19/2023	54-77	L	22-56	.393	4-19	.211	6-10	.600	11	21	32	32.5	16	14	18	2	8	54	65.6
Morgan St.	12/27/2023	79-44	W	32-68	.471	10-23	.435	5-11	.455	17	22	39	33.1	9	22	5	7	13	79	66.8
at Notre Dame	12/30/2023	54-76	L	21-55	.382	2-11	.182	10-18	.556	10	17	27	32.6	14	10	11	1	8	54	65.8
Louisville	01/03/2024	77-53	W	30-58	.517	10-26	.385	7-10	.700	9	25	34	32.7	15	20	3	4	6	77	66.6
at NC State	01/06/2024	60-76	L	23-53	.434	5-15	.333	9-13	.692	5	26	31	32.6	11	14	8	2	6	60	66.1
at Wake Forest	01/13/2024	47-66	L	16-57	.281	4-12	.333	11-15	.733	7	20	27	32.3	15	9	7	3	7	47	64.9
Virginia Tech	01/17/2024	65-57	W	25-54	.463	4-14	.286	11-16	.688	5	28	33	32.3	11	18	7	2	10	65	64.9
at Georgia Tech	01/20/2024	75-66	W	29-58	.500	11-23	.478	6-11	.545	9	20	29	32.1	14	19	9	3	4	75	65.5
NC State	01/24/2024	59-53	W	24-65	.369	4-17	.235	7-13	.538	20	34	54	33.3	8	13	15	9	4	59	65.2
at Louisville	01/27/2024	69-52	W	27-54	.500	8-17	.471	7-10	.700	5	23	28	33.0	22	18	11	5	14	69	65.4
Notre Dame	01/31/2024	65-53	W	24-53	.453	13-25	.520	4-6	.667	10	15	25	32.6	9	21	10	6	8	65	65.3
Total		1372		516-1159	.445	143-384	.372	197-303	.650	184	501	685	32.6	279	335	184	104	176	1372	65.3
Opponents		1206		433-1095	.395	141-439	.321	197-271	.727	197	514	711	33.9	287	226	293	52	119	1206	57.4

Virginia Averages

Games Played	Points/game	FG Pct	3FG Pct	FT Pct	Rebounds/game	Assists/game	Turnovers/game	Assist/Turnover ratio	Steals/game	Blocks/game
21	65.3	44.5	37.2	65.0	32.6	16.0	8.8	1.8	8.4	5.0



**2023-24 Virginia Men's Basketball
Opponents Game-by-Game
All games**

Opponent	Date	Score	W	Total		3-Pointers		Free throws		Rebounds										
				FG-FGA	PCT	3FG-3FGA	PCT	FT-FTA	PCT	OFF	DEF	TOT	AVG	PF	A	TO	BLK	STL	PTS	AVG
Tarleton St.	11/06/2023	80-50	W	16-48	.333	3-13	.231	15-21	.714	7	20	27	27.0	28	8	16	3	6	50	50.0
vs Florida	11/10/2023	73-70	W	26-65	.400	7-25	.280	11-15	.733	21	26	47	37.0	19	16	16	4	4	70	60.0
N.C. A&T	11/14/2023	80-51	W	17-53	.321	8-31	.258	9-12	.750	6	18	24	32.7	13	11	11	2	4	51	57.0
Texas Southern	11/16/2023	62-33	W	12-46	.261	3-16	.188	6-11	.545	13	21	34	33.0	17	5	20	3	8	33	51.0
vs Wisconsin	11/20/2023	41-65	L	25-62	.403	8-18	.444	7-8	.875	20	28	48	36.0	7	15	9	1	4	65	53.8
vs West Virginia	11/22/2023	56-54	W	19-51	.373	7-21	.333	9-13	.692	12	29	41	36.8	13	12	16	2	3	54	53.8
Texas A&M	11/29/2023	59-47	W	17-56	.304	4-23	.174	9-12	.750	18	24	42	37.6	12	7	16	1	7	47	52.9
Syracuse	12/02/2023	84-62	W	22-54	.407	5-20	.250	13-19	.684	10	17	27	36.3	14	10	14	2	6	62	54.0
N.C. Central	12/05/2023	77-47	W	15-51	.294	3-17	.176	14-21	.667	7	23	30	35.6	11	8	9	3	5	47	53.2
Northeastern	12/16/2023	56-54	W	24-51	.471	6-23	.261	0-3	.000	7	28	35	35.5	17	18	17	2	3	54	53.3
at Memphis	12/19/2023	54-77	L	26-56	.464	9-23	.391	14-17	.824	6	26	32	35.2	14	12	12	2	15	77	55.5
Morgan St.	12/27/2023	79-44	W	15-44	.341	5-12	.417	9-15	.600	10	23	33	35.0	10	5	19	2	4	44	54.5
at Notre Dame	12/30/2023	54-76	L	26-51	.510	11-23	.478	13-17	.765	10	30	40	35.4	14	14	14	1	8	76	56.2
Louisville	01/03/2024	77-53	W	19-47	.404	6-25	.240	9-13	.692	5	22	27	34.8	11	10	8	2	2	53	55.9
at NC State	01/06/2024	60-76	L	28-57	.491	10-28	.357	10-12	.833	5	27	32	34.6	9	14	6	2	6	76	57.3
at Wake Forest	01/13/2024	47-66	L	25-50	.500	10-21	.476	6-7	.857	5	35	40	34.9	15	13	17	8	4	66	57.8
Virginia Tech	01/17/2024	65-57	W	21-54	.389	11-30	.367	4-4	1.000	4	28	32	34.8	14	14	15	1	3	57	57.8
at Georgia Tech	01/20/2024	75-66	W	23-51	.451	9-27	.333	11-15	.733	8	21	29	34.4	13	12	13	2	4	66	58.2
NC State	01/24/2024	59-53	Wot	22-63	.349	4-14	.286	5-6	.833	7	25	32	34.3	16	7	9	7	10	53	57.9
at Louisville	01/27/2024	69-52	W	15-42	.357	3-11	.273	19-24	.792	8	23	31	34.2	14	5	18	2	5	52	57.7
Notre Dame	01/31/2024	65-53	W	20-43	.465	9-18	.500	4-6	.667	8	20	28	33.9	6	10	18	0	8	53	57.4
Total		1206		433-1095	.395	141-439	.321	197-271	.727	197	514	711	33.9	287	226	293	52	119	1206	57.4
Virginia		1372		516-1159	.445	143-384	.372	197-303	.650	184	501	685	32.6	279	335	184	104	176	1372	65.3

Opponents Averages

Games Played	Points/game	FG Pct	3FG Pct	FT Pct	Rebounds/game	Assists/game	Turnovers/game	Assist/Turnover ratio	Steals/game	Blocks/game
21	57.4	39.5	32.1	72.7	33.9	10.8	14.0	0.8	5.7	2.5



2023-24 Virginia Men's Basketball



0 • Blake Buchanan
Fr. • F • 6-11 • 225
Coeur d'Alene, Idaho



1 • Dante Harris
R-Jr. • G • 6-0 • 171
Washington, D.C.




2 • Reece Beekman
Sr. • G • 6-3 • 194
Milwaukee, Wis.




4 • Andrew Rohde
So. • G • 6-6 • 202
Milwaukee, Wis.




5 • Desmond Roberts
Fr. • G • 6-4 • 206
Charlottesville, Va.



10 • Taine Murray
Jr. • G • 6-5 • 208
Auckland, N.Z.




11 • Isaac McKneely
So. • G • 6-4 • 188
Poca, W.Va.



12 • Elijah Gertrude
Fr. • G • 6-4 • 185
Jersey City, N.J.



13 • Ryan Dunn
So. • G • 6-8 • 216
Freeport, N.Y.



21 • Anthony Robinson
Fr. • F • 6-10 • 238
Peachtree City, Ga.



22 • Jordan Minor
Gr. • F • 6-8 • 242
Kingston, Mass.



24 • Tristan How
Sr. • F • 6-7 • 210
Virginia Beach, Va.



34 • Jake Groves
Gr. • F • 6-9 • 211
Spokane, Wash.



30 • Christian Bliss
Fr. • G • 6-4 • 198
Queens, N.Y.



35 • Leon Bond III
R-Fr. • G/F • 6-5 • 203
Wauwatosa, Wis.



42 • Bryce Walker
Jr. • G • 6-2 • 200
Beltsville, Md.



Tony Bennett
Head Coach
15th Season