

VIRGINIA

2023-24 WOMEN'S BASKETBALL GAME NOTES

GAME INFORMATION

Tipoff: Sun, Feb. 25, 2024 · Noon
Site: Louisville, Ky. / KFC Yum! Arena
Watch: The CW
- Kysten Mills (pbp), Kelley Deyo (analyst)
Radio: 98.9-FM/1070-AM WINA
- Adam Hawes
Live Stats: VirginiaSports.com
Twitter: @UVAWomensHoops
Virginia vs. Louisville: 2-11
Charlottesville: 2-5
Louisville: 0-6 **Neutral:** 0-0
First Meeting: Feb. 9, 1985 · W, 74-60 @UVA
Last Meeting: Feb. 9, 2024 · L, 65-53 @UVA
Winning Streak: 10 games by Louisville

2023-24 SCHEDULE/RESULTS

Overall: 13-13 ACC: 5-10
Home: 8-8 **Away:** 4-4 **Neutral:** 1-1

Date	Opponent	TV	Time/Result
Wed, Nov. 8	UMES	ACCNX	W, 76-52
Sun, Nov. 12	Campbell	ACCNX	W, 74-49
Wed, Nov. 15	William & Mary	ACCNX	W, 80-51
Sun, Nov. 19	#25 Oklahoma	ACCN	L, 67-82
Fri, Nov. 24	# vs. Tulane	Flo (\$)	W, 81-59
Sat, Nov. 25	# vs. #7 LSU	Flo (\$)	L, 73-76
Thu, Nov. 30	\$ Missouri	ACCN	W (OT), 87-81
Sun, Dec. 3	at La Salle	ESPN+	W, 94-73
Wed, Dec. 6	Rider	ACCNX	W, 78-51
Sat, Dec. 16	Wofford	ACCNX	L, 70-71
Thu, Dec. 21	Fordham	ACCNX	W, 82-56
Sun, Dec. 31	* #3 NC State	ACCN	L, 61-72
Thu, Jan. 4	* at Georgia Tech	ACCNX	L, 60-63
Sun, Jan. 7	* Duke	The CW	L, 56-60
Thu, Jan. 11	* at #6 NC State	ACCNX	L, 66-93
Sun, Jan. 14	* at #20 North Carolina	ACCN	L, 68-81
Thu, Jan. 18	* #19 Notre Dame	ACCNX	L, 76-86
Sun, Jan. 21	* at #15 Florida State	ACCNX	W, 91-87
Thu, Jan. 25	* Pittsburgh	ACCNX	L, 52-56
Sun, Jan. 28	* #20 North Carolina	The CW	W, 81-66
Thu, Feb. 1	* at #17 Virginia Tech	ACCN	L, 63-76
Sun, Feb. 4	* Clemson	ACCN	L, 69-75
Thu, Feb. 8	* at Boston College	ACCN	W, 73-66
Sun, Feb. 11	* at Wake Forest	ACCNX	W, 87-79
Sun, Feb. 18	* #19 Syracuse	ACCN	L, 79-85
Thu, Feb. 22	* Miami	ACCNX	W, 77-60
Sun, Feb. 25	* at #20 Louisville	The CW	12 p.m.
Thu, Feb. 29	* at Duke	ACCNX	7 p.m.
Sun, March 3	* Virginia Tech	ACCN	6 p.m.
March 6-10	ACC Tournament	ACCN/ESPN/ESPN2	

Bold - Home games

All times are Eastern

* - ACC regular-season game

- Cayman Islands Classic (George Town, Grand Cayman)

\$ - ACC/SEC Challenge

% - ACC Tournament (Greensboro, N.C.)



VS.



VIRGINIA CAVALIERS (13-13, 5-10 ACC)

Head Coach: Amaka Agugua-Hamilton (Hofstra '05, VCU '07)

At UVA: 28-28 (2nd season), Career: 102-43 (5th season)

#20 LOUISVILLE CARDINALS (22-6, 11-4 ACC)

Head Coach: Jeff Walz (Northern Kentucky '95)

At UofL: 462-131 (17th season); Career: Same

FOR OPENERS

- Virginia is in search of its fourth win in its last five games, including its third consecutive on the road.
- **Kymora Johnson** is leading the Cavaliers in scoring (17.7) in ACC play and has six 20-point games in UVA's previous nine contests.
- With an ACC record of 11-4, Louisville is currently tied for third in the ACC standings and is currently 0.5 games behind second-place Syracuse (12-5).
- One of the nation's best shooting teams, the Cardinals lead all ACC programs in both field goal percentage (47.5) and 3-point field goal percentage (36.3) in league play.

A WIN FOR THE CAVALIERS WOULD...

- Give Virginia its fourth victory in its last five games.
- Extend the Cavaliers' road win streak to three games, a first in ACC play since the 2011-12 season.
- Give UVA its third triumph over a ranked opponent this season, also a first since 2008-09 when the Cavaliers defeated four ranked teams.
- Snap a 10-game losing skid in the series against Louisville dating back to 2016.
- Snap Louisville's 56-game win streak over unranked foes at KFC Yum! Center, a streak that has spanned since Cardinals' first season in the ACC (2014-15).
- Give Virginia an above-.500 overall record on the season.

SERIES HISTORY

- Louisville leads the all-time series, which began in 1984-85, 11-2.
- UVA 0-6 all-time against the Cardinals all-time in Louisville.
- Virginia's last win in the series was a 75-59 decision at John Paul Jones Arena on March 1, 2015.

VIRGINIA'S PREVIOUS STARTING LINEUP

Pos.	No.	Player (Hometown)	Yr.	Ht.	PPG	RPG	APG	NOTES
G	21	Kymora Johnson (Charlottesville, Va.)	Fr.	5-7	15.1	4.6	5.5	McDonald's High School All-American; 2x Virginia Player of the Year
G	1	Paris Clark (Bronx, N.Y.)	So.	5-8	9.7	4.5	1.8	Transfer from Arizona; No. 33 transfer according to espnW
G	23	Alexia Smith (Columbus, Ohio)	Sr.	5-8	3.6	4.0	1.9	Appeared in 29 games in 2022-23, including 13 starts
F	33	Sam Brunelle (Ruckersville, Va.)	Gr.	6-2	7.0	3.3	0.9	Katrina McClain Watch List selection (nation's top PF)
F	20	Camryn Taylor (Peoria, Ill.)	5 th	6-2	14.4	6.1	0.5	2022 Second Team All-ACC; 10 career double-doubles

OTHER KEY CONTRIBUTORS

Pos.	No.	Player (Hometown)	Yr.	Ht.	PPG	RPG	APG	NOTES
G	0	Olivia McGhee (Louisville, Va.)	Fr.	6-2	6.8	2.2	0.4	Played three years for Louisa HS; played senior year at IMG Academy
G	4	Jillian Brown (Grand Rapids, Mich.)	Jr.	5-10	5.2	5.0	1.7	Played two seasons at Northwestern (2021-23)
G	5	Yonta Vaughn (District Heights, Md.)	So.	5-8	5.0	2.4	3.5	Cayman Islands Classic All-Tournament Team
G/F	10	Mir McLean (Baltimore, Md.)	Sr.	5-11	0.0	0.0	0.0	Last year's second-leading scorer before suffering season-ending injury
F	12	Edessa Noyan (Södertälje, Sweden)	Fr.	6-3	3.2	3.0	0.4	Member of Swedish U20 national team; three-level scorer
G	14	Kaydan Lawson (Cleveland, Ohio)	Sr.	6-0	2.4	2.4	0.4	Appeared in 28 games, including 18 starts in 2022-23
G	23	Alexia Smith (Columbus, Ohio)	Sr.	5-8	3.6	4.0	1.9	Appeared in 29 games in 2022-23, including 13 starts
G	32	Cady Pauley (Milan, Mo.)	So.	5-11	2.9	0.6	0.4	Of her 30 made FGs in 2022-23, 22 of them were 3FGs
F	34	London Clarkson (Pflugerville, Texas)	Gr.	6-2	6.8	4.2	0.8	Appeared in 29 games last year; 19 career 10+ point games
C	41	Taylor Lauterbach (Appleton, Wisc.)	Gr.	6-7	1.1	2.0	0.1	Transfer from Wisconsin; earned undergrad degree in three years

- The Cavaliers won the first-ever matchup, 74-60, at University Hall and the two teams did not rematch again until the 2014-15 season, when the Cardinals joined the ACC.

LAST MEETING BETWEEN THE HOOS & LOUISVILLE

- Virginia led 34-26 at halftime of last year's lone meeting between the two teams, but the Cardinals came roaring back after holding UVA to just 19 second-half points as Louisville won 63-53 in Charlottesville on Feb. 9, 2023.
- The loss was UVA's sixth consecutive at the time.
- Louisville's Hailey Van Lith led all scorers with 17 points including a critical three-point play late in the fourth quarter.
- UVA had only eight available players. **Camryn Taylor** (14 pts) and **London Clarkson** (8 pts) both fouled out in the final five minutes of play.

LAST TIME OUT

- Virginia scored the final 14 points of the game and four Cavaliers finished in double figures in its 77-60 victory over Miami at John Paul Jones Arena this past Thursday (Feb. 22).
- The win marked UVA's third in its previous four games.
- **Kymora Johnson** (21 pts, 8-17 FG, 4 ast) and **Camryn Taylor** (18 pts, 8-12 FG, 11 reb) led the effort for the Cavaliers.
- Johnson has now scored at least 20 points in six of UVA's last nine games. Taylor's double-double was the 12th of her career and fourth of the season.
- Miami had 38 points in the paint after shooting just 13 percent from 3-point range. Shayeann Day-Wilson (11 pts), who entered Thursday's game as one of two players in ACC play to shoot above 40 percent from beyond the arc, finished just 1 for 6 from distance.

GAME NOTES

WINS OVER RANKED OPPONENTS

- For the first time since the 2013-14 season, the Cavaliers have recorded two wins over ranked opponents (at #15 Florida State and vs. #20 North Carolina).
- Prior to Virginia naming **Amaka Agugua-Hamilton** head coach on March 21, 2022, the Cavaliers had lost 27 consecutive matchups to ranked opponents.
- Entering its matchup against FSU, the Cavaliers were 3-47 in their last 50 games against ranked opponents.

OLD SCHOOL BASKETBALL

- For games played through Feb. 23, Virginia is 13th in the nation in rebounds per game (42.85), 34th in defensive rebounds per game (28.5) and 31st in offensive rebounds per game (14.3).
- The Hoos lead the ACC free throw percentage (78.0), good for 15th nationally.
- The Cavaliers are 13-5 this season when either leading or tying their opponents in rebounding.
- UVA has shot at least 80 percent from the charity stripe in 11 games this season.

KYMORA JOHNSON LEADING THE CHARGE

- First-year guard **Kymora Johnson** is one of the nation's top freshmen.
- Among the likes of Caitlin Clark, Georgia Amoore, and Hannah Hidalgo, Johnson is one of six Power-5 guards averaging at least 15.0 points and 5.0 assists per game.
- Johnson is currently leading the Cavaliers in scoring in conference play with an average of 17.7 points per game, which is currently tied for seventh among all ACC players.
- Johnson has led the Hoos in scoring in 10 games this season, including when she scored a career-high 35 points in the Hoos' 81-87 road upset over then-No. 15 Florida State (Jan. 21).
- In Virginia's last nine games, Johnson is averaging 21.3 points, 5.0 rebounds, 5.6 assists and 2.1 steals per game, while shooting 49.3 percent from the field.
- Johnson recorded her first career double-double with 15 points and a season-high 10 assists against No. 19 Syracuse (Feb. 18).
- Both Johnson (5.4 apg) and Notre Dame's Hannah Hidalgo (5.4 apg) lead the nation's freshmen in assists.

CAMRYN TAYLOR: A STEADY PRESENCE FOR THE

HOOS

- 2023 All-ACC selection **Camryn Taylor** has led UVA in scoring in 11 games this season, including six ACC contests.
- She scored a season-high 26 points in UVA's overtime win over Missouri (Nov. 30).
- Her 26 points against the Tigers were just one shy of tying her career high.
- Taylor has scored in double figures 17 times this season and leads the team in double-doubles (4).
- She is currently 13th in the ACC in scoring (14.5 ppg).
- Taylor is currently second in the ACC and 39th in the nation in free throw percentage (86.4).
- At La Salle (Dec. 3), Taylor went 10-for-10 at the charity stripe without hitting a basket from the field.

HEAT CHECK

- After shooting 19.9 percent from 3-point range in its first four games of the season, the Cavaliers set the program single-game record with 15 made 3-pointers (35 attempts) in UVA's comeback win over Tulane (Nov. 24).
- Six different Cavaliers made a 3-pointer against the Green Wave, including **Sam Brunelle** (4-5 3FG) and **Yonta Vaughn** (4-8 3FG), who led the team with four each.
- UVA's previous record was 14 made 3s (24 attempts) at Rider on Jan. 2, 2008.
- In its 81-66 win over No. 20 North Carolina (Jan. 28), the Cavaliers went 11 for 19 (58 percent) from the 3-point range, its best mark of the season.

COMIN' IN HOT

- With an average of 23.8 points from its bench, Virginia is currently third in the ACC in bench scoring.
- The Cavaliers have tallied at least 25 points from its bench in 11 games this season, most recently against Boston College (26).
- In two of those games, the Cavaliers have scored at least 45 points from their reserves (Tulane - 49; La Salle - 45).
- In UVA's 81-59 comeback win over Tulane (Nov. 24), the Cavaliers scored 49 points off the bench, the most by UVA in a single game since Dec. 18, 2011, when its bench scored 55 points in a 92-43 victory over Radford.
- Additionally, the Hoos' top-3 scorers against the Green Wave in **Yonta Vaughn** (14 pts), **Sam Brunelle** (12 pts) and **Alexa Smith** (10 pts) came off the bench.

HOOS RECEIVE VOTE IN AP TOP 25

- Following its 91-87 road win over then-No. 15 Florida State, Virginia received one vote in the subsequent AP top 25 poll, which was released Jan 22.
- Last year, the Cavaliers cracked the USA Today Coaches Poll at No. 25 after starting the season 12-0 in **Amaka Agugua-Hamilton's** first season as Virginia head coach.

DON'T CALL IT A COMEBACK

- This season, the Cavaliers have successfully mounted two 15-point comebacks, their 81-59 triumph over Tulane (Nov. 24) and 87-81 overtime win over Missouri (Nov. 30).
- Virginia trailed the Tigers 28-13 with 9:30 left in the second quarter.
- Against Tulane, the Hoos trailed 19-5 with 3:01 remaining in the first quarter.
- UVA went on to lead by as many as 24 points [66-42] with 9:45 remaining against the Green Wave.
- Both comebacks are UVA's largest since it set the program record on Feb. 13, 2020, when the Cavaliers overcame a 22-point deficit in the Hoos' 69-64 win over Miami.
- UVA overcame 13-point deficit with 7:51 to play in the second quarter in the Cavaliers' 81-66 victory over No. 20 North Carolina (Jan. 28).
- Most recently, Virginia overcame a 10-point deficit in the first quarter in its 73-66 road win over BC (Feb. 8).

VIRGINIA'S 91-87 ROAD TRIUMPH OVER NO. 15

FLORIDA STATE

- **Kymora Johnson** scored 35 points on 14-of-20 shooting, pulled down seven rebounds and dished out six assists to lead the Cavaliers to a 91-87 triumph over then-No. 15 Florida State at Tucker Center on Jan. 21.
- The win marked the Cavaliers' first in league play this season and first true road win over an ACC team since the 2019-20 season.
- UVA's 91 points were the most in regulation against an ACC opponent since Jan. 30, 1998, when the Cavaliers scored 93 against Georgia Tech.
- The last time UVA scored at least 91 points against an ACC foe was in quadruple overtime at NC State on Feb. 10, 2011, when the Hoos scored 103 points.
- The win marked Cavaliers' first in Tallahassee since the 2011-12 season.
- The victory was also UVA's first true road win over a ranked opponent since Feb. 13, 2011, when UVA toppled then-No. 11 Maryland, 60-57, in College Park, Md.
- Including Johnson, five Cavaliers finished with double-digit points.

JOHNSON GARNERS WEEKLY HONORS

- **Kymora Johnson** was named ACC Rookie of the Week and U.S. Basketball Writers Association's Tamika Catchings national freshman of the week for her performance against Notre Dame (Jan. 18) and at then-No. 15 Florida State (Jan. 21).
- Johnson averaged 25.5 points, 7.5 rebounds, 6.5 assists and shot 59 percent from the field.
- She scored 35 points in the win over FSU, which tied for sixth all-time in program history.
- Johnson is the first Virginia player to be named ACC Rookie of the Week since Kylie Kornegay-Lucas was recognized on Nov. 25, 2019.
- Johnson is one of just two freshmen in school history to achieve that milestone with the other being Dawn Staley, who had 37 points at Wake Forest on Feb. 2, 1989.
- At the time, she was also one of just five freshmen nationally - and the only ACC freshman - to score 35 points in a game this season.
- Prior to Virginia's matchup in Tallahassee, the last time a Cavalier scored 35 points was on Jan. 21, 2010, when Monica Wright scored 39 points at Boston College

NON-CONFERENCE SUCCESS

- Under head coach **Amaka Agugua-Hamilton**, UVA is 19-3 in non-conference action.
- The Cavaliers won their first 14 non-conference matchups before falling to No. 25 Oklahoma, 82-67, on Nov. 19.

ON THE HORIZON

- The Cavaliers continue their two-game road stint on Thursday (Feb. 29) when UVA travels to Duke (17-9, 9-6 ACC).
- Tipoff from Cameron Indoor Stadium is set for 7 p.m. on ACC Network Extra.

GAME NOTES

AMAKA AGUGUA-HAMILTON

OVERVIEW

- Amaka "Mox" Agugua-Hamilton was named Virginia's sixth head coach on March 21, 2022.
- Native of Herndon, Va., where she attended Oakton HS.
- Tripled the Cavaliers' win total (15) in 2022-23 from the previous two seasons combined.
- Recruited in the nation's No. 13 signing class of 2023.
- Led UVA to its first top-25 ranking in the USA Today Coaches Poll since 2010.
- Spent three seasons at Missouri State where she led the Lady Bears to back-to-back NCAA Tournament appearances, including a Sweet 16 appearance in 2021.
- Two-time MVC Coach of the Year (2020-21).
- 2020 WBCA Rookie Coach of the Year.
- 2021 WBCA National Coach of the Year finalist.
- Recorded nine wins over Power-5 teams in three seasons at MSU.
- First African-American woman to be named head coach for any sport at MSU.



EDUCATION

College: Hofstra '05, VCU '07

COACHING EXPERIENCE

Year	School (position)
2006-07	VCU (graduate assistant)
2007-09	VCU (assistant coach)
2009-11	Indiana (assistant coach)
2011-13	Old Dominion (assistant coach)
2013-15	Michigan State (assistant coach)
2015-19	Michigan State (associate head coach)
2019-22	Missouri State (head coach)
2022-pres.	Virginia (head coach)

THE AGUGUA-HAMILTON RECORD

Year	School	Record (Conf)	Postseason
2019-20	Missouri State	26-4 (16-2)	N/A (COVID-19)
2020-21	Missouri State	23-3 (16-0)	NCAA Sweet 16
2021-22	Missouri State	25-8 (14-4)	NCAA First Round
2022-23	Virginia	15-15 (4-14)	WNIT invitee
2023-24	Virginia	13-13 (5-10)	
Total	5 seasons	102-43	
Virginia	2 seasons	28-28 (9-24)	

AGUGUA-HAMILTON VS. 2023-24 OPPONENTS

Opponent	Career	UVA
Boston College	2-0	2-0
Campbell	2-0	2-0
Clemson	0-2	0-2
Duke	0-3	0-3
Florida State	2-1	1-1
Fordham	1-0	1-0
Georgia Tech	1-1	1-1
La Salle	1-0	1-0
Louisville	0-1	0-1
LSU	0-2	0-1
Maryland Eastern-Shore	2-0	2-0
Miami (Fla.)	1-1	1-1
Missouri	4-0	1-0
NC State	1-3	1-3
North Carolina	1-3	1-3
Notre Dame	0-2	0-2
Oklahoma	1-1	0-1
Pittsburgh	0-2	0-2
Rider	1-0	1-0
Syracuse	0-2	0-2
Tulane	1-0	1-0
Virginia Tech	1-3	0-3
Wake Forest	2-2	2-1
William & Mary	2-0	2-0
Wofford	0-1	0-1

EVERYBODY WANTS SOME

- After finishing fourth in the ACC in attendance (3,489) in 2022-23, UVA set a program record for season tickets sold this offseason after adding 1,000 new season ticket holders this year.
- For games played through Feb. 23, Virginia is currently fifth in the ACC and No. 30 in the nation in attendance (4,367/gm).
- Virginia hosted a season-high 6,619 spectators in its most recent home game against Syracuse (Feb. 18), which also marked its fourth-highest paid attendance women's basketball game since JPY in opened in 2006.

CULTURE WINS

- Since becoming UVA's sixth head coach in the spring of 2022, one of Amaka "Mox" Agugua-Hamilton's biggest points of emphasis has been establishing a strong culture now and for years to come.
- A few of Virginia's team mantras include: Grind Now, Shine Later (#GNLSL), Culture Wins, Give, and Family.
- Coach Mox has defined her mantra "Grind Now, Shine Later" as 'progress is a process'. When you focus on the work that's in front of you, the results and recognition will fall into place.

VIRGINIA INKS BREONA HURD TO CLASS OF 2024

- Virginia women's basketball head coach Amaka Agugua-Hamilton announced the signing of Breona Hurd (Waynesville, Mo.) to the Cavaliers' 2024 signing class on Wednesday (Nov. 8).
- On Jan. 9, Hurd was named a McDonald's All-American nominee.
- With 37 points in Waynesville's win over Washington on Jan. 26, Hurd became the school's all-time leading scorer (2,065).
- Agugua-Hamilton described Hurd as, "a versatile forward that can shoot, pass, and score in the low post. She is physical, can rebound and start the break."

THE RETURNERS

- This season, Virginia returns eight players from last year's squad, including Second Team All-ACC selection Camryn Taylor and 2024 Katrina McClain Watch List (nation's top power forward) selection Sam Brunelle.
- Other returners include guards Kaydan Lawson, Alexia Smith, Cady Pauley and Yonta Vaughn, and forwards Mir McLean and London Clarkson.

THE NEWCOMERS

- First years Kymora Johnson, Olivia McGhee and Edessa Noyan make up the nation's No. 13 recruiting class.
- In addition to Brunelle, both Johnson and McGhee are natives of the Charlottesville-area, while Noyan hails from Sweden.
- Johnson was also a two-time Gatorade Virginia Girls Basketball Player of the Year while attending St. Anne's-Belfield.
- In addition to its freshman class, UVA signed three players from the transfer portal this offseason in guards Paris Clark (Arizona) and Jillian Brown (Northwestern), and 6-7 center Taylor Lauterbach (K-State).
- Clark was ranked the nation's No. 33 transfer this offseason according to ESPN.com.

UVA'S RECORD UNDER AGUGUA-HAMILTON WHEN...

Category	All	2023-24
Leading at the half	19-4	9-3
Trailing at the half	8-22	4-9
Tied at the half	0-2	0-1
Playing in overtime	1-0	1-0
Playing a non-conference opponent	19-4	8-3
Playing an ACC opponent	9-25	5-10
Shooting 50% or better	5-0	3-0
Shooting between 40-49.9%	17-9	8-4
Shooting less than 40%	6-19	2-9
Opponents shoot 50% or better	0-6	0-1
Opponents shoot less than 50%	27-23	2-13
UVA outrebounds its opponent	23-10	12-5
Opponent outrebounds UVA	2-18	0-8
Teams are tied in rebounds	3-0	1-0
UVA has 10 or more steals	12-7	4-3
UVA shoots 70% FT or better	19-20	10-9
UVA shoots less than 70% FT	9-9	3-4
Scoring less than 50 points	0-0	0-0
Scoring 50-59 points	0-9	0-2
Scoring 60-69 points	4-13	0-7
Scoring 70-79 points	11-6	5-4
Scoring 80-89 points	10-0	6-0
Scoring more than 90 points	3-0	2-0
Allowing fewer than 50 points	5-0	1-0
Allowing fewer than 40 points	2-0	0-0
Playing in John Paul Jones Arena	19-13	8-8
Playing on the road	8-13	4-4
Playing on a neutral court	1-2	1-1
Game decided by 1-4 points	2-6	1-5
Game decided by 5-10 points	5-8	3-3
Game decided by 11+ points	21-14	9-5
Playing at night	12-14	5-5
Playing in the afternoon	15-14	7-8
Playing in the morning	1-0	1-0
Playing on Monday	1-0	0-0
Playing on Tuesday	0-0	0-0
Playing on Wednesday	7-2	3-0
Playing on Thursday	6-12	4-5
Playing on Friday	1-0	1-0
Playing on Saturday	1-2	0-2
Playing on Sunday	12-12	5-6
Playing in November	14-2	5-2
Playing in December	7-3	3-2
Playing in January	3-13	2-6
Playing in February	4-9	3-3
Playing in March	0-1	0-0

ACC PRESEASON POLL

- Virginia Tech (45) 1,116
- Notre Dame (14) 1,052
- North Carolina (1) 973
- Louisville (1) 867
- Florida State 855
- Miami 702
- Duke 686
- NC State 652
- Syracuse 504
- Virginia 438**
- Clemson 395
- Georgia Tech 342
- Boston College 226
- Wake Forest 192
- Pittsburgh 120

GAME NOTES

JANKOSKA ENSHRINED IN SAGINAW COUNTY

SPORTS HALL OF FAME

- Virginia assistant coach **Tori Jankoska**, arguably the best Michigan State women's basketball player of all-time, was enshrined in the Saginaw County (Mich.) Sports Hall of Fame on Nov. 5.
- Jankoska was a four-time all-state player for Freeland High School from 2010-13 where she scored a Saginaw County record 2,333 career points, also good for No. 9 all-time in the state of Michigan.
- Her senior year, she was crowned Michigan's Miss Basketball and the state's Gatorade Player of the Year.
- At Michigan State, she set the program's all-time scoring record (2,212).
- Jankoska was selected ninth overall by the Chicago Sky in the 2017 WNBA Draft and later played for the Polish basketball team, Basket Gdynia.
- Prior to her arrival at Virginia in 2022, Jankoska served as assistant coach for three seasons (2019-22) at Missouri State under current UVA head coach **Amaka Agugua-Hamilton**.

JOCELYN WILLOUGHBY IN THE WNBA

- Virginia alumnae Jocelyn Willoughby '20 wrapped up her third playing season in the WNBA with the New York Liberty.
- Willoughby and the Liberty reached the WNBA finals where they fell, 3-1, in the series to the Las Vegas Aces.
- Willoughby led the ACC in scoring as a senior, averaging 19.2 points and 7.7 rebounds per game.
- This year's Virginia team traveled to Brooklyn, N.Y. for game No. 2 of the WNBA finals, which the Liberty won, 87-73, in Barclays Center.
- After the win, the Cavaliers were able to tour the arena with Willoughby.



CAVALIERS SELECTED IN THE WNBA DRAFT

Year	Name	Team	Rd.	Pk.
1997	Wendy Palmer* (Elite Draft)	Utah Starzz	2	1
	Tammi Reiss*	Utah Starzz	1	5
	Tora Suber	Charlotte Sting	1	7
1999	Dawn Staley*	Charlotte Sting	1	9
2000	Lesley Brown (Expansion Draft)	Miami Sol	-	19
	Renee Robinson	Indiana Fever	4	9
2001	Svetlana Volnaya	Detroit Shock	3	6
2003	Telisha Quarles	Phoenix Mercury	3	4
2008	Sharnee Zoll	LA Sparks	3	1
2009	Lyndra Littles	Connecticut Sun	2	4
2010	Monica Wright	Minnesota Lynx	1	2
2020	Jocelyn Willoughby	Phoenix Mercury	1	10

CAVALIERS WHO HAVE PLAYED IN THE WNBA

Heidi Burge (LA Sparks 1997, Washington Mystics 1998)

Jenny Boucek (Cleveland Rockers 1997)

Wendy Palmer (Utah Starzz 1997-99; Detroit Shock 1999-02; Orlando Miracle 2002; Connecticut Sun 2003-04; San Antonio Silver Stars 2005; Seattle Storm 2006-07)

Tammi Reiss (Utah Starzz 1997-98)

Tora Suber (Charlotte Sting 1997-98; Orlando Miracle 1999)

Heather Burge (Sacramento Monarchs 1999)

Dawn Staley (Charlotte Sting 1999-2005; Houston Comets 2005-06)

Lesley Brown (Miami Sol, 2000)

DeMya Walker (Portland Fire 2000-02; Sacramento Monarchs 2003-09; Connecticut Sun 2010-11; Washington Mystics 2011; New York Liberty 2012-13)

Sharneé Zoll (Minnesota Lynx 2008, Chicago Sky 2013)

Monica Wright (Minnesota Lynx 2010-15; Seattle Storm 2015-16)

Jocelyn Willoughby (New York Liberty 2020-pres.)

WNBA CHAMPIONS

DeMya Walker (Sacramento Monarchs, 2005)

Monica Wright (Minnesota Lynx, 2011 & 2013)

2023-24 VIRGINIA ROSTER

NUMERICAL

No.	Name	Pos.	Yr.	Ht.	Hometown	High School/Previous School
0	Olivia McGhee	G	Fr.	6-2	Louisa, Va.	IMG Academy
1	Paris Clark	G	So.	5-8	Bronx, N.Y.	Long Island Lutheran/Arizona
4	Jillian Brown	G	Jr.	5-10	Grand Rapids, Mich.	East Grand Rapids/Northwestern
5	Yonta Vaughn	G	So.	5-8	District Heights, Md.	Bishop McNamara
10	Mir McLean	G/F	Sr.	5-11	Baltimore, Md.	Roland Park Country School/UConn
12	Edessa Noyan	F	Fr.	6-3	Södertälje, Sweden	Täljegymnasiet
14	Kaydan Lawson	G	Sr.	6-0	Cleveland, Ohio	Orange
20	Camryn Taylor	F	5th	6-2	Peoria, Ill.	Richwoods/Marquette
21	Kymora Johnson	G	Fr.	5-7	Charlottesville, Va.	St. Anne's-Belfield School
23	Alexia Smith	G	Sr.	5-8	Columbus, Ohio	Columbus Africentric Early College/Minnesota
32	Cady Pauley	G	So.	5-11	Milan, Mo.	Milan
33	Sam Brunelle	F	Gr.	6-2	Ruckersville, Va.	William Monroe/Notre Dame
34	London Clarkson	F	Gr.	6-2	Pflugerville, Texas	Pflugerville/Florida State
41	Taylor Lauterbach	C	Gr.	6-7	Appleton, Wisc.	Appleton West/K-State

ALPHABETICAL

No.	Name	Pos.	Yr.	Ht.	Hometown	High School/Previous School
4	Jillian Brown	G	Jr.	5-10	Grand Rapids, Mich.	East Grand Rapids/Northwestern
33	Sam Brunelle	F	Gr.	6-2	Ruckersville, Va.	William Monroe/Notre Dame
1	Paris Clark	G	So.	5-8	Bronx, N.Y.	Long Island Lutheran/Arizona
34	London Clarkson	F	Gr.	6-2	Pflugerville, Texas	Pflugerville/Florida State
21	Kymora Johnson	G	Fr.	5-7	Charlottesville, Va.	St. Anne's-Belfield School
41	Taylor Lauterbach	C	Gr.	6-7	Appleton, Wisc.	Appleton West/K-State
14	Kaydan Lawson	G	Sr.	6-0	Cleveland, Ohio	Orange
0	Olivia McGhee	G	Fr.	6-2	Louisa, Va.	IMG Academy
10	Mir McLean	G/F	Sr.	5-11	Baltimore, Md.	Roland Park Country School/UConn
12	Edessa Noyan	F	Fr.	6-3	Södertälje, Sweden	Täljegymnasiet
32	Cady Pauley	G	So.	5-11	Milan, Mo.	Milan
23	Alexia Smith	G	Sr.	5-8	Columbus, Ohio	Columbus Africentric Early College/Minnesota
20	Camryn Taylor	F	5th	6-2	Peoria, Ill.	Richwoods/Marquette
5	Yonta Vaughn	G	So.	5-8	District Heights, Md.	Bishop McNamara

Head Coach: Amaka Agugua-Hamilton (Hofstra '05), 2nd year

Assistant Coach: CJ Jones (Francis Marion '10), 2nd year

Assistant Coach: Tori Jankoska (Michigan State '16), 2nd year

Assistant Coach: Alysiah Bond (Ohio State '95), 2nd year

Assistant Coach: Janko Popovic (LeMoyne-Owen, '14), 2nd year

Director of Basketball Operations: Jazmin Horne (Saint Joseph's '17, Temple '22), 2nd season

Director of Scouting and Player Development: Abby Emmert (Missouri State '21, '22), 2nd season

Director of Recruiting Operations: Mariah White (Missouri State '22), 2nd season

Athletic Trainer: Lydia Johnson (Charleston Southern, '12), 2nd season

Strength & Conditioning Coach: Justin Westbrook (Virginia '22, '23), 1st season

Pronunciation Guide

5.	Yonta Vaughn	Yahn-tah
10.	Mir McLean	Rhymes with dear
12.	Edessa Noyan	Eh-dess-uh
21.	Kymora Johnson	Kuh-more-uh
23.	Alexia Smith	Uh-lex-ee-uh
41.	Taylor Lauterbach	Law-tuhr-bahk
	Amaka Agugua-Hamilton	Uh-mah-kuh Uh-goo-gwah
	Alysiah Bon	Uh-lie-shuh
	Tori Jankoska	Jan-kahs-kuh
	Janko Popovic	Yahn-koh Pop-oh-vich

UVA BIRTHDAYS

February 1	Alexia Smith
February 9	Yonta Vaughn
February 18	Olivia McGhee
March 15	Camryn Taylor
March 19	Sam Brunelle
May 2	Edessa Noyan
May 15	Cady Pauley
June 7	Taylor Lauterbach
July 25	Kymora Johnson
August 13	Jillian Brown
September 5	Mir McLean
September 12	Paris Clark
October 17	London Clarkson
December 14	Kaydan Lawson



VIRGINIA'S RECORD WHEN...

VIRGINIA'S RECORD IN 2023-24 WHEN...

Games decided by 10 points or less	4-7
Games decided by 11 points or more	9-5
Leading at halftime	9-3
Trailing at halftime	4-9
Tied at halftime	0-1
In overtime games	1-0
Leading by 10 or more points	10-1
Shot FG 50% or better	3-0
Shot FG 40-49.9%	8-5
Shot FG less than 40%	2-8
Holding opponent under 60 points	6-1
Scoring 30-39 points	0-0
Scoring 40-49 points	0-0
Scoring 50-59 points	0-2
Scoring 60-69 points	0-7
Scoring 70-79 points	5-3
Scoring 80-89 points	6-0
Scoring 90-100 points	2-0
Scoring over 100 points	0-0
Outrebounding opponent	12-5
Being outrebounded	0-8
Tied in rebounding	1-0
Had fewer turnovers than opponent	8-4
Tied in turnovers	0-3
Committed fewer than 15 turnovers	6-6
Wearing white uniforms	9-8
Wearing blue uniforms	3-3
Wearing orange uniforms	1-2

VIRGINIA MARGINS OF VICTORY IN 2023-24

1-3 points	0
4-9 points	4
10-19 points	2
20-29 points	7
30-39 points	0
40-49 points	0

VIRGINIA MARGINS OF DEFEAT IN 2023-24

1-3 points	3
4-9 points	4
10-19 points	5
20-29 points	1
30-39 points	0
40-49 points	0

LARGEST LEADS & BEST SCORING RUNS IN 2023-24

Largest winning margin	29 (80-51) vs. William & Mary, 11/15/23
Largest losing margin	27 (66-93) at #6 NC State, 1/11/24
Largest lead	38 (3rd 4:54) vs. Fordham, 12/21/23
Largest deficit	34 (3rd 1:16) at #6 NC State, 1/11/24
Largest deficit in a win	15 (1st 3:01) vs. Tulane, 11/24/23
	15 (2nd 9:30) vs. Missouri, 11/30/23
Largest lead in a loss	11 (2nd 2:04) vs. Wofford, 12/16/23
Largest halftime lead	25 (50-25) vs. Fordham, 12/21/23
Largest halftime deficit	23 (34-57) at #6 NC State, 1/11/24
Largest halftime deficit in a win	8 (28-36) vs. Missouri, 11/30/23
Best scoring run	21 (4th 3:01) vs. Campbell, 11/12/23
Opponent's best scoring run	13 (3rd 6:17) vs. Pittsburgh, 1/25/24

SCORING BENCHMARKS

GAMES WITH 20 OR MORE POINTS IN 2023-24

	Career	2023-24
#20 Camryn Taylor, F	15*	3
#33 Sam Brunelle, F	8#	0
#21 Kymora Johnson, G	7	7
#10 Mir McLean, G/F	3	0
#34 London Clarkson, G	1	0
#0 Olivia McGhee, G	1	1

* - includes four 20-point games in two seasons at Marquette (2019-21)

- includes seven 20-point games in three seasons at Notre Dame (2019-22)

GAMES WITH 10 OR MORE POINTS

	Career	2023-24
#20 Camryn Taylor, F	78*	18
#33 Sam Brunelle, F	63*	9
#34 London Clarkson, F	23*	8
#4 Jillian Brown, G	21*	6
#10 Mir McLean, G/F	20*	0
#21 Kymora Johnson, G	19	19
#1 Paris Clark, G	14*	11
#14 Kaydan Lawson, F	12	0
#23 Alexia Smith, G	12	5
#0 Olivia McGhee, G/F	9	9
#5 Yonta Vaughn, G	4	3
#32 Cady Pauley, G	3	0
#12 Edessa Noyan, F	1	1
#41 Taylor Lauterbach, C	1*	0

* - includes 10-point games at previous school

GAMES WITH 10 OR MORE REBOUNDS

	Career	2023-24
#10 Mir McLean, G/F	6	0
#20 Camryn Taylor, F	6	4
#14 Kaydan Lawson, F	1	0
#34 London Clarkson, F	1	0
#4 Jillian Brown, G	2	2
#41 Taylor Lauterbach, C	2*	0
#23 Alexia Smith, G	1	1
#1 Paris Clark, G	1	1

* - includes two 10-rebound games in three seasons at K-State

DOUBLE DOUBLES

	Career	2023-24
#21 Camryn Taylor, F	12*	4
#10 Mir McLean, G/F	7	0
#4 Jillian Brown, G	1	1
#1 Paris Clark, G	1	1
#21 Kymora Johnson, G	1	1
#23 Alexia Smith, G	1	1

* - includes five double-doubles in 27 games at Marquette

GAME-BY-GAME LEADERS & STARTING LINEUPS

Date	Opponent	W/L	Score	Points	Rebounds	Assists
11/8	UMES	W	76-52	Taylor, 22	Brown, 13	Vaughn, 8
11/12	Campbell	W	74-49	Taylor, 16	Noyan, 8	Johnson, 7
11/15	William & Mary	W	80-51	Brown, 17	Brown & Taylor, 7	Smith, 4
11/19	Oklahoma	L	67-82	Taylor, 17	Brown, 9	Johnson, 6
11/24	vs. Tulane	W	81-59	Vaughn, 14	McGhee, 6	Johnson, 9
11/25	vs. LSU	L	73-76	Clark, 19	Brown & Clark, 7	Vaughn, 7
11/30	Missouri	W (ot)	87-81	Taylor, 26	Smith, 13	Johnson, 7
12/3	at La Salle	W	94-73	Johnson, 17	Brown, 8	Vaughn, 6
12/6	Rider	W	78-51	Taylor, 18	Taylor, 13	Johnson, 4
12/16	Wofford	L	70-71	Clark & McGhee, 14	Clarkson, 9	Johnson, 9
12/21	Fordham	W	82-56	Johnson, 26	Taylor, 8	Johnson, 7
12/31	#3 NC State	L	61-72	Taylor, 17	Taylor, 15	Johnson, 7
1/4	at Georgia Tech	L	60-63	Taylor, 19	Clark, 12	Johnson, 6
1/7	Duke	L	56-60	Taylor, 17	Johnson, 8	Vaughn, 6
1/11	at #6 NC State	L	66-93	Taylor, 22	Smith, 9	Smith, 6
1/14	at #20 North Carolina	L	68-81	Taylor, 16	Clarkson & Taylor, 7	Johnson & Smith, 5
1/18	#19 Notre Dame	L	76-86	Clark & Johnson, 16	Johnson, 8	Johnson, 7
1/21	at #15 Florida State	W	91-87	Johnson, 35	Taylor, 10	Johnson, 6
1/25	Pittsburgh	L	52-56	Johnson, 17	Smith, 8	Johnson, 4
1/28	#20 North Carolina	W	81-66	Johnson, 25	Brunelle, 7	Smith, 6
2/1	at #17 Virginia Tech	L	63-76	Johnson, 22	Clark, 8	Johnson, 3
2/4	Clemson	L	69-75	Johnson & Brunelle, 24	Clark, 7	Johnson, 8
2/8	at Boston College	W	73-66	Vaughn, 16	Noyan, 9	Johnson, 4
2/11	at Wake Forest	W	87-79	Johnson, 23	Brunelle & Johnson, 6	Johnson, 7
2/18	#19 Syracuse	L	79-85	Taylor, 20	Taylor, 8	Johnson, 10
2/22	Miami	W	77-60	Johnson, 21	Taylor, 11	Smith, 8

Bold – Team season high

STARTING LINEUPS

Lineup #	Game(s)	W-L	G	G	G/F	F	F/C
1	1	1-0	Johnson	Brown	Smith	Taylor	Noyan
2	2-4	2-1	Johnson	Brown	Smith	Taylor	Clarkson
3	5	1-0	Johnson	Brown	McGhee	Taylor	Clarkson
4	6-9, 11, 15-16, 26	5-3	Johnson ²⁶	Clark ⁹	Smith ¹	Taylor ²	Brunelle ⁷
5	10	0-1	Johnson	Clark	Smith	Brunelle	Clarkson
6	12-13	0-2	Johnson	Clark	Smith	Taylor	Clarkson
7	14	0-1	Johnson	Clark	Brown	Taylor	Clarkson
8	17	0-1	Johnson	Smith	McGhee	Taylor	Clarkson
9	18-19	1-1	Johnson	Clark	McGhee	Taylor	Clarkson
10	20-21	1-1	Johnson	Clark	McGhee	Brunelle	Clarkson
11	22	0-1	Johnson	Clark	Brown	Brunelle	Clarkson
12	23	1-0	Johnson	Clark	Brown	Brunelle	Noyan
13	24	1-0	Johnson	Clark	McGhee	Brunelle	Noyan
14	25	0-1	Johnson	Clark	McGhee	Brunelle	Taylor

- Consecutive starts

GAME-BY-GAME SCORING & SPECIALTY STATS

Date	Opponent	Total		1st Half		2nd Half (OT)		Starters		Bench		In the Paint		Fast Break		2nd Chance		Off Turnovers	
		UVA	Opp.	UVA	Opp.	UVA	Opp.	UVA	Opp.	UVA	Opp.	UVA	Opp.	UVA	Opp.	UVA	Opp.	UVA	Opp.
11/8	UMES	76	52	35	22	41	30	58	27	18	25	30	10	24	6	12	4	14	10
11/12	Campbell	74	49	29	35	45	14	65	37	9	12	32	22	22	5	14	9	20	6
11/15	William & Mary	80	51	34	23	46	28	49	33	31	18	42	24	22	7	15	10	13	5
11/19	#25 Oklahoma	67	82	27	44	40	38	41	63	26	19	36	30	7	18	15	8	21	7
11/24	vs. Tulane	81	59	36	34	45	25	32	43	49	16	26	22	13	9	13	7	28	6
11/25	vs. #7 LSU	73	76	38	38	35	38	51	68	22	8	32	42	14	8	21	15	16	13
11/30	Missouri (OT)	87	71	28	36	47 (12)	39 (6)	62	66	25	15	44	32	8	8	18	7	21	8
12/3	at La Salle	94	73	45	33	49	40	49	46	45	27	46	28	19	11	15	6	22	10
12/6	Rider	78	51	32	27	46	24	45	39	33	12	40	26	17	4	26	0	16	4
12/16	Wofford	70	71	37	30	33	41	35	51	35	20	34	28	17	2	11	7	16	12
12/21	Fordham	82	56	50	25	32	31	56	36	26	20	38	18	36	12	4	8	21	15
12/31	#3 NC State	61	72	32	31	29	41	40	64	21	8	16	32	16	15	9	18	14	10
1/4	at Georgia Tech	60	63	24	27	36	36	49	58	11	5	34	24	14	6	17	15	12	12
1/7	Duke	56	60	26	30	30	30	41	44	15	16	20	30	12	4	9	13	14	13
1/11	at #6 NC State	66	93	34	57	32	36	46	71	20	22	28	36	14	36	14	5	7	23
1/14	at #20 North Carolina	68	81	32	37	36	44	40	58	28	23	20	26	11	15	9	5	7	13
1/18	#19 Notre Dame	76	86	33	39	43	47	41	77	35	9	36	42	12	26	11	9	11	26
1/21	at #15 Florida State	91	87	39	43	52	44	73	74	18	13	40	38	7	14	15	14	5	23
1/25	Pittsburgh	56	52	26	23	33	26	36	52	16	4	14	34	13	8	4	9	9	22
1/28	#20 North Carolina	81	66	37	34	44	32	63	56	18	10	24	28	6	8	9	9	19	15
2/1	at #17 Virginia Tech	63	76	41	46	22	30	43	71	20	5	24	28	2	4	10	19	6	8
2/4	Clemson	69	75	27	33	42	42	54	68	15	7	24	28	13	12	8	18	17	13
2/8	at Boston College	73	66	34	37	39	29	47	52	26	14	38	26	10	8	7	12	16	28
2/11	at Wake Forest	87	79	38	32	49	47	64	47	23	32	28	28	12	6	14	13	18	21
2/18	#19 Syracuse	79	85	28	45	51	40	72	69	7	16	34	22	10	16	12	12	17	13
2/22	Miami	77	60	46	32	31	28	60	33	17	27	16	38	6	4	16	12	21	16

Bold – Virginia season high/opponent season low

GAME-BY-GAME COMPARISONS

Date	Opponent	W/L	Score	Field Goals		3-Pointers		Free Throws		Rebounds			PF	A	TO	Stl	Blk	Pts
				FG-FGA	Pct	3FG-3FGA	Pct	FT-FTA	Pct	Off	Def	Total						
11/8/23	at Virginia UMES	W	76-52	24-67	35.8	8-31	25.8	20-25	80.0	20	40	60	15	16	19	8	8	76
				20-71	28.2	5-21	23.8	8-10	70.0	13	26	39	19	7	14	5	5	52
11/12/23	at Virginia Campbell	W	74-49	25-62	40.3	3-15	20.0	21-23	91.3	13	30	43	17	16	11	11	7	74
				15-58	31.0	7-27	25.9	6-16	37.5	15	25	40	21	13	21	5	7	49
11/15/23	at Virginia W&M	W	80-51	29-71	40.8	6-22	27.3	16-20	80.0	18	38	56	17	15	12	7	8	80
				18-67	26.9	3-19	15.8	12-16	75.0	13	25	38	19	10	14	4	3	51
11/19/23	at Virginia #22 Oklahoma	L	67-82	26-83	31.3	1-23	4.3	14-17	82.4	18	25	43	19	12	12	14	3	67
				30-62	48.4	13-30	43.3	9-12	75.0	8	41	49	17	22	24	6	7	82
11/24/23	Virginia vs. Tulane	W	81-59	30-74	40.5	15-35	42.9	6-7	85.7	14	29	43	19	20	12	13	4	81
				18-58	31.0	6-23	26.1	17-24	70.8	14	29	43	10	9	19	10	4	59
11/25/23	Virginia vs. #7 LSU	L	73-76	27-72	37.5	9-31	29.0	10-14	71.4	19	23	42	24	14	16	8	6	73
				26-67	40.3	2-8	25.0	20-24	83.3	18	29	47	17	16	16	4	2	76
11/30/23	at Virginia Missouri	W (ot)	87-81	32-78	41.0	5-22	22.7	18-23	78.3	16	28	44	19	20	6	7	6	87
				27-60	45.0	9-25	36.0	18-26	69.2	9	32	41	20	15	18	6	4	81
12/3/23	Virginia at La Salle	W	94-73	33-72	45.8	5-21	23.8	23-25	92.0	17	31	48	18	22	14	9	2	94
				27-68	39.7	10-34	29.4	9-13	69.2	12	22	34	21	13	20	6	3	73
12/6/23	at Virginia Rider	W	78-51	29-76	38.2	7-28	25.0	13-20	65.0	31	29	60	11	14	10	12	2	78
				22-52	42.3	4-21	19.0	3-6	50.0	13	19	22	15	16	16	8	1	51
12/16/23	at Virginia Wofford	L	70-71	28-68	41.2	4-23	17.4	10-13	76.9	18	27	45	13	19	17	8	3	70
				27-58	46.6	11-26	42.3	6-7	85.7	5	22	27	17	16	18	11	1	71
12/21/23	at Virginia Fordham	W	82-56	31-58	53.4	12-22	54.5	8-11	72.7	7	32	39	9	21	19	9	4	82
				20-64	31.3	11-30	36.7	5-6	83.3	12	20	32	9	15	20	12	0	56
12/31/23	at Virginia #3 NC State	L	61-72	20-72	27.8	9-30	30.0	12-19	63.2	12	32	44	19	12	11	5	8	61
				25-70	35.7	5-19	26.3	17-19	89.5	13	43	56	15	14	11	6	4	72
1/4/24	Virginia at Georgia Tech	L	60-63	22-64	34.4	1-16	6.3	15-23	65.2	17	29	46	24	14	17	12	8	60
				19-59	32.2	4-18	22.2	21-33	63.6	15	27	42	17	10	16	9	2	63
1/7/24	at Virginia Duke	L	56-60	16-54	29.6	2-10	20.0	22-26	84.6	11	24	35	25	11	14	5	5	56
				22-55	40.0	2-18	11.1	14-25	56.0	12	29	41	23	11	14	7	9	60
1/11/24	Virginia at #6 NC State	L	66-93	27-82	32.9	6-23	26.1	6-8	75.0	21	29	50	21	12	17	6	2	66
				32-66	48.5	10-23	43.5	19-23	82.6	5	35	40	12	19	11	9	7	93
1/14/24	Virginia at #20 North Carolina	L	68-81	22-65	33.8	8-19	42.1	16-21	76.2	10	29	39	25	16	12	5	0	68
				28-62	45.2	7-17	41.2	18-26	69.2	8	36	44	20	20	9	6	6	81
1/18/24	at Virginia #19 Notre Dame	L	76-86	26-62	41.9	7-23	30.4	17-18	94.4	11	26	37	35	17	23	7	7	76
				25-56	44.6	3-14	21.4	33-44	75.0	10	25	35	21	16	15	13	5	86
1/21/24	Virginia at #15 Florida State	W	91-87	36-67	53.7	8-17	47.1	11-16	68.8	12	36	48	24	14	19	3	6	91
				30-76	39.5	5-26	19.2	22-29	75.9	10	20	30	16	13	3	7	1	87
1/25/24	at Virginia Pittsburgh	L	52-56	17-60	28.3	7-27	25.9	11-16	68.8	13	32	45	14	13	22	8	4	52
				23-63	36.5	4-19	21.1	6-10	60.0	11	30	41	15	15	20	11	2	56
1/28/24	at Virginia #20 North Carolina	W	81-66	24-50	48.0	11-19	57.9	22-28	78.6	6	29	35	21	20	16	11	4	81
				24-56	42.9	6-16	37.5	12-19	63.2	8	22	30	23	17	17	6	4	66
2/1/24	Virginia at #17 Virginia Tech	L	63-76	21-57	36.8	6-17	35.3	15-21	71.4	8	23	31	12	6	9	4	1	63
				31-72	43.1	7-30	23.3	7-8	87.5	17	30	47	15	20	6	3	7	76
2/4/24	at Virginia Clemson	L	69-75	27-62	43.5	10-26	38.5	5-9	55.6	12	18	30	25	22	12	4	6	69
				25-53	47.2	6-16	37.5	19-28	67.9	15	26	41	13	15	14	7	4	75
2/8/24	Virginia at Boston College	W	73-66	27-55	49.1	4-13	30.8	15-17	88.2	10	31	41	23	13	24	7	5	73
				20-64	31.3	4-12	33.3	22-28	78.6	14	19	33	15	15	15	15	3	66
2/11/24	Virginia at Wake Forest	W	87-79	31-58	53.4	13-26	50.0	12-14	85.7	7	27	34	22	17	17	8	5	87
				25-62	40.3	10-31	32.3	19-26	73.1	12	17	29	19	13	13	9	0	79
2/18/24	at Virginia Syracuse	L	79-85	30-70	42.9	8-24	33.3	11-12	91.7	15	19	34	22	27	12	10	5	79
				29-56	51.8	12-20	60.0	15-19	78.9	9	26	35	13	19	16	6	2	85
2/22/24	at Virginia Miami	W	77-60	28-63	44.4	11-25	44.0	10-14	71.4	17	25	42	12	22	15	9	10	77
				25-66	37.9	2-16	12.5	8-10	80.0	17	20	37	16	12	13	3	2	60
Totals	Virginia			688-1722	40.0	186-588	31.6	359-460	78.0	373	741	1114	505	425	392	210	129	1921
	Opponents			637-1621	39.3	168-559	30.1	364-507	71.8	298	695	993	438	381	393	194	95	1806

Virginia Averages

Games Played	Points/game	FG Pct	3FG Pct	FT Pct	Rebounds/game	Assists/game	Turnovers/game	Assist/Turnover ratio	Steals/game	Blocks/game
26	73.9	40.0	31.6	78.0	42.8	16.3	15.1	1.1	8.1	5.0

Opponents Averages

Games Played	Points/game	FG Pct	3FG Pct	FT Pct	Rebounds/game	Assists/game	Turnovers/game	Assist/Turnover ratio	Steals/game	Blocks/game
26	69.5	39.3	30.1	71.8	38.2	14.7	15.1	1.0	7.5	3.7

THE LAST TIME

INDIVIDUAL

One player with a double-double: Camryn Taylor (18 pts, 11 reb), vs. Miami, 2/22/24

Two UVA players with double-doubles in the same game: vs. Syracuse (Willoughby 13 pts, 12 reb; Jablonowski 12 pts, 10 reb), 3/5/20

Five Players in double figures: at Boston College (Vaughn 16, Clark 14, Noyan 13, Brunelle 10, Johnson 10), 2/8/24

Six players in double figures: vs. at La Salle (Johnson 17, Brown 12, Clark 12, Clarkson 11 Brunelle 10, Taylor 10), 12/3/23

Seven players in double figures: vs. Norfolk State 11/16/15 (Randolph 17, Moses 12, Brown 11, Venson 10, Mason 10, Huland El 10, Jones 10)

Zero players in double figures: vs. Louisville, 1/17/19

Every available Cavalier scored: vs. Rider, 12/6/23

Scored 25 points: 25, Kymora Johnson vs. #20 North Carolina, 1/28/24

Scored 30 points: 35, Kymora Johnson at #15 Florida State, 1/21/24

Scored 40 points: **48, Mimi Kennedy at North Carolina, 01/15/98

A non-starter scored 20 or more points: 23, London Clarkson vs. North Carolina, 2/2/23

Two or more Cavaliers scored 20 or more points in a game: at Wake Forest (Johnson 23 & McGhee 22), 2/11/24

Perfect from the field (5 attempts): 6-6, Kymora Johnson at La Salle, 12/3/23

Made at least five 3FGs: Kymora Johnson (5-9) vs. Miami, 2/22/24

Perfect at FT line (8 attempts): 10-10, Camryn Taylor at La Salle, 12/3/23

Perfect at FT line (9 attempts): 10-10, Camryn Taylor at La Salle, 12/3/23

Perfect at FT line (10 attempts): 10-10, Camryn Taylor at La Salle, 12/3/23

Attempted 20 free throws: 20**, Brandi Teamer at Wake Forest, 1/6/05

Had 15 rebounds: 15, Camryn Taylor vs. #3 NC State 12/31/23

Had 20 rebounds: 24, Sarah Imovbioh vs. Ohio State 11/14/14

Had 10 assists: 10, Kymora Johnson vs. Syracuse, 2/18/24

Had 6 steals: 9, Shemera Williams vs. Duke, 1/9/20

Had 5 blocked shots: 5, Sam Brunelle vs. Florida State, 1/19/23

OPPONENT

Opponent scored 100 points: 103, at Notre Dame 3/3/19

Opponent failed to score at least 30 points: 28, Morgan State, 12/18/22

ACC opponent failed to score at least 50 points: 41, Syracuse, 2/2/20

Opponent failed to make at least one 3FG: 0-19, Morgan State, 12/18/22

Opponent failed to score at least one second-chance point: Rider, 12/6/23

Opponent attempted at least 40 free throws: 44, #19 Notre Dame, 1/18/24

Five opposing players scored in double figures: at #6 NC State, 1/11/24 (Brooks 19, Hayes 17, James 15, Collins 14, Steele 13)

Opponent individual scored at least 30 points: 33, Dyaisha Fair, vs. #19 Syracuse, 2/18/24

Opponent made game-winning buzzer beater: Rachael Rose (0.4 seconds), Wofford, 12/16/23

TEAM

RANKINGS

UVA ranked in AP Top 25: #22, 11/21/12

UVA ranked USA Today Top 25: #25, 12/20/22

Played AP No. 1 team: #1 Duke, L 79-58, 3/2/07

Defeated AP No. 1 team: #1 Maryland, 75-74, 2/11/92

Defeated AP Top 10 team: #4 Florida State 60-51, 2/16/17

Defeated AP Top 25 team: vs. #20 North Carolina, 1/28/24

Defeated USA Today 25 team: vs. #21 North Carolina, 1/28/24

FIELD GOAL SHOOTING

Shot at least 50 percent: 53.4 (31-58) at Wake Forest, 2/11/24

Shot at least 60 percent: 62.3 (33-53) vs. Georgia Tech, 3/02/08

Shot at least 70 percent: **70.0 (42-60) at Wake Forest, 1/7/87

Made 40-49 field goals: 40 vs. Coppin State, 11/13/16

Made 50 field goals: **54 vs. Cleveland State, 11/29/95

Attempted 70 FG: 70 vs. #19 Syracuse, 2/18/24

Attempted 80 FG: 82 at #6 NC State, 1/11/24

3-POINT SHOOTING

Shot 50 percent: 50.0 (13-26) at Wake Forest, 2/11/24

Shot 60 percent: 60.0 (9-15) vs. UNCG, 12/2/17

Shot 70 percent: 75.0 (6-8) vs. Louisville, 3/01/15

Shot 80 percent: 85.7 (6-7) vs. St. John's, 3/19/88

Made 10 3FGs: 11 (11-25) vs. Miami, 2/22/24

Made 15 3FGs: **15 vs. Tulane, 11/24/23

Attempted 30 3FGs: 30 (made 9) vs. #3 NC State, 12/31/23

UVA failed to make at least one 3FG: 0-10 3FG at Loyola Chicago, 11/16/22

FREE THROW SHOOTING

Shot 85 percent: 91.7 (11-12) vs. #19 Syracuse, 2/18/24

Shot 90 percent: 91.7 (11-12) vs. #19 Syracuse, 2/18/24

Shot 100 percent: 1.000 (10-10) vs. North Carolina, 2/24/22

Made 20 free throws: 22 (22-28) vs. #20 North Carolina, 1/28/24

Made 30 free throws: 30 (30-38) vs. North Carolina, 02/20/14

Attempted 0 FT: at Duke 1/14/18

Attempted 30 FT: 34 vs. Pittsburgh, 2/20/22

Attempted 40 FT: 44 vs. Indiana, 11/26/09

Attempted 50 FT: **54 at Wake Forest, 1/6/05

SCORING

Scored 85 points: 87 at Wake Forest, 2/11/24

Scored 90 points: 91 at #15 Florida State, 1/21/24

Scored 100 points: 101 vs. UMBC, 11/10/22

Scored 40 bench points: 45 at La Salle, 12/3/23

Scored 50 bench points: 55 vs. Radford 12/18/11

REBOUNDING

Had 50 rebounds: 50 at #6 NC State, 1/11/24

Had 60 rebounds: 60 vs. Rider, 12/6/23

Had 70 rebounds: **77 vs. Rider, 12/19/96

ASSISTS

Had 20 assists: 22 vs. Miami, 2/22/24

Had 30 assists: **37 vs. Cleveland State, 11/29/95

STEALS

Had 15 steals: 15 vs. UNCW, 12/4/22

Had 20 steals: 22 vs. UMES, 12/17/13

Had 25 steals: 26 vs. Clemson, 2/12/12

BLOCKED SHOTS

Blocked 10 shots: 10 vs. Miami, 2/22/24

Blocked 15 shots: **15 vs. Georgia Tech, 1/20/96

TURNOVERS

UVA forced 30 turnovers: 31 at Wake, 01/10/16

UVA committed 30 turnovers: 30 vs. ECU 11/27/22

COMEBACK WINS

Overcame a 13-point deficit: 13 (2nd 7:51), vs. #20 North Carolina, 1/28/24

Overcame a 15-point deficit: 15 (2nd 9:30), vs. Missouri, 11/30/23

Overcame a 20-point deficit: **22 (2nd 5:27), vs. Miami, 2/13/20

OVERTIME

UVA played in OT: W, 87-53 vs. Missouri, 11/30/23

UVA won in OT: W, 87-53 vs. Missouri, 11/30/23

UVA lost in OT: L, 81-86 vs. Louisville, 1/5/17

UVA played in 2OT: L (2OT), 73-70 at Alabama, 12/21/12

UVA played in 3OT: W (4OT), 94-92 vs. NC State, 2/10/11

UVA played in 4OT: W (4OT), 94-92 vs. NC State, 2/10/11

MISCELLANEOUS

UVA shot 80% from the floor in a quarter: .800 (8-10) vs. NC State, 1/13/22**

UVA shot 70% from the floor in a quarter: .714 (10-14) vs. Syracuse, 2/8/22

UVA shot 60% from the floor in first half: .619 (26-42) vs. Central Connecticut State, 11/12/17

UVA shot 60% from the floor in second half: .608 (14-23) vs. Illinois Chicago, 12/16/16

UVA shot less than 20% from floor in first half: 19.2 (5-26) vs. NC State, 1/13/19

UVA shot less than 20% from floor in second half: 18.7 (6-32) vs. Syracuse, 3/5/20

UVA scored less than 15 points in first half: 13 at Florida State, 1/8/06

UVA scored less than 15 points in second half: 12 at Georgia Tech, 1/09/22

UVA held opponent to less than 15 points first half: 14 vs. Morgan State, 12/18/22

UVA held opponent to less than 15 points second half: 14 vs. Campbell, 11/12/23

UVA held opponent to less than 10 points first half: 6 vs. Norfolk State, 12/28/12

**program record

JOHN PAUL JONES ARENA RECORDS

VIRGINIA PLAYERS

Points	33, Lyndra Littles vs. Louisiana Tech, 12/29/08
Field Goals Made	13, Monica Wright vs. Monmouth, 12/18/08
Field Goal Attempts	32, Monica Wright vs. James Madison, 12/6/09
Field Goal Pct.	1.000 (8-8), Jazmin Pitts vs. Radford, 12/18/11
3-Point FG Made	6, Mikayla Venson vs. NC State, 1/29/15
	6, Kymora Johnson vs. Fordham, 12/21/23
	6, Sam Brunelle vs. Clemson, 2/4/24
3-Point FG Attempts	11, Ataira Franklin vs. North Carolina, 1/5/12
	11, Faith Randolph vs. Davidson, 12/28/14
	11, Kymora Johnson vs. #3 NC State, 12/31/23
3-Point FG Pct.	1.000 (6-6), Mikayla Venson vs. NC State, 1/29/15
Free Throws Made	16, Telia McCall vs. Georgia Tech, 2/3/13
Free Throws Attempted	17, Telia McCall vs. Georgia Tech, 2/3/13
FT Pct. (min. 10 attempts)	1.000, London Clarkson (14-14) vs. Boston College, 1/15/23
	1.000, Monica Wright (12-12) vs. Florida State, 1/23/09
	1.000, Jocelyn Willoughby (11-11) vs. Duke, 1/9/20
	1.000, Monica Wright (10-10) vs. North Carolina, 1/15/10
	1.000, Jocelyn Willoughby (10-10) vs. Miami, 2/13/20
Rebounds	24, Sarah Imovbioh vs. Ohio State, 11/14/14
Assists	11, Ariana Moorer vs. Appalachian State, 3/22/12
Steals	10, Monica Wright vs. Liberty, 12/29/09
Blocks	6, Felicia Aiyeotan vs. Coppin State, 11/13/16
	6, Felicia Aiyeotan vs. Maryland, 11/29/17
	6, Felicia Aiyeotan vs. UNCG, 12/2/17
Turnovers	8, Dominique Toussaint vs. Duke, 1/9/20
	8, Monica Wright vs. Manhattan, 11/15/09

VIRGINIA TEAM

Most Points	110, vs. USC Upstate, 11/18/09
Fewest Points	38, vs. NC State, 1/13/19
	38, vs. UCF, 11/17/21
Field Goals Made	43, vs. Central Connecticut, 11/12/17
Field Goal Attempts	87, vs. James Madison, 12/6/09
Field Goal Pct.	62.3 (33-53), vs. Georgia Tech, 3/2/08
3-Point Field Goals Made	13, vs. Boston College, 1/15/15
	13, vs. Cleveland State, 12/16/06
3-Point FG Attempts	33, vs. Central Michigan, 11/24/18
3-Point FG Pct. (min. 10 made)	73.3 (11-15), vs. NC State, 1/29/15
Free Throws Made	35, vs. Georgia Tech, 3/2/08
Free Throws Attempted	46, vs. Georgia Tech, 3/2/08
Fewest Free Throws Attempted	0, vs. Wisconsin, 11/27/17
Free Throw Pct. (min. 10 made)	1.000 (13-13), vs. Virginia Tech, 1/21/18
	1.000 (10-10), vs. North Carolina, 2/24/22
Rebounds	68, vs. Colorado, 11/24/08
Assists	27, vs. #19 Syracuse, 2/18/24
Steals	26, vs. Wagner, 12/28/11
	26, vs. Clemson, 2/12/12
Blocks	13, vs. Florida State, 1/19/23
Most Turnovers	31 vs. Georgia Tech, 3/2/08
Fewest Turnovers	5, vs. Boston College, 1/21/12
Personal Fouls	35, vs. #19 Notre Dame, 1/18/24
Fewest Personal Fouls	6, vs. Virginia Tech, 1/12/12

MISCELLANEOUS

Largest Comeback	22 points vs. Miami, 2/13/20
Largest Margin of Victory	63 (103-40), vs. Coppin State, 11/13/16
Largest Margin of Victory Over an ACC Foe	49 (76-27), vs. Virginia Tech, 1/26/17
Largest Margin of Defeat	36, (96-60), vs. UConn, 12/18/06
	36, (77-41), vs. Louisville, 2/1/18
Record in Overtime Games	22 (15-7); Last 87-81 win vs. Missouri, 11/30/23

OPPONENT PLAYERS

Points	38, Dawn Evans, James Madison, 12/6/09
Rebounds	18, Quineshia Leonard, Norfolk State, 12/28/12
Field Goals Made	13, Dyaisha Fair, #19 Syracuse, 2/18/24
Field Goal Attempts	31, Tamoria Holmes vs Howard (03/15/12)
Field Goal Pct. (min. 5 made)	1.000 (5x), last Tiara Chambers (5-5), East Carolina, 11/29/20
3-Point FG Made	8 (4x), last Victoria Morris, Old Dominion, 11/24/19
3-Point FG Attempts	19, Tamoria Holmes, Howard, 3/15/12
3-Point FG Pct. (min. 3 made)	1.000 (7x), last Kristen Confroy (3-3), Maryland, 11/29/17
Free Throws Made	14, Chanell Williams, Rhode Island, 11/26/21
Free Throws Attempted	16, Dayshanette Harris, Clemson, 2/4/24
Free Throw Pct. (min. 10 made)	1.000, Chrislyn Carr (10-10), Syracuse, 2/8/22
	1.000, Rayburn, Brittany (11-11), Purdue, 2/3/09
	1.000 Sonia Citron (12-12), #19 Notre Dame, 1/18/24
Assists	12, Cetera DeGraffenreid, North Carolina, 2/15/10
Steals	6 (7x), last Hannah Hidalgo, #19 Notre Dame, 1/18/24
Blocks	6, Makayla Timpson, Florida State, 1/19/23
	6, Lindsey Mason, Clemson, 2/12/12
	6, Kelley Cain, Tennessee, 11/22/09

OPPONENT TEAM

Most Points	96, UConn, 12/18/06
Fewest Points	23, Norfolk State, 12/28/12
Field Goals	42, UConn, 12/18/06
Field Goal Attempts	84, North Carolina 2/15/10
Field Goal Pct.	65.6, UConn, 12/18/06
3-Point FG Made	14, NC State, 3/1/20
3-Point FG Attempts	38, Coppin State, 12/2/18
3-Point FG Pct.	66.7, Longwood, 11/21/10
Free Throws Made	35, Rhode Island, 11/26/21
Free Throws Attempted	44, Rhode Island, 11/26/21
	44, #19 Notre Dame, 1/18/24
Free Throw Pct. (min. 10 made)	1.000, St. Bonaventure (16-16), 1/4/10
	1.000, Georgia Tech (14-14), 1/25/15
Fewest Free Throws Attempted	3, Rider (0-3), 12/28/08
Rebounds	3, Norfolk State (1-3), 12/28/12
Assists	56, #3 NC State, 12/31/23
Steals	24, UConn, 12/18/06
Blocks	19, Georgia Tech, 3/2/08
Most Turnovers	11, Duke, 2/24/11
Fewest Turnovers	34, Maryland-Eastern Shore, 12/17/13
Personal Fouls	5, Louisville, 2/21/19
Fewest Personal Fouls	35, Georgia Tech, 1/11/07
	6, Liberty, 12/7/11

RECORD AT JOHN PAUL JONES ARENA

2006-07 to present (as of Feb. 23, 2024)	188-93 (.669)
--	---------------

ATTENDANCE

11,895 spectators, vs. Tennessee (L, 63-77), 11/22/09

LONGEST WINNING STREAK

12 games from 2/21/08 vs. Clemson to 1/11/09 vs. #25 Wake Forest
--

LONGEST ACC WINNING STREAK

5 games (2x) from 12/28/17 vs. Pittsburgh through 1/25/18 vs. North Carolina and 2/24/12 vs. Wake Forest through 1/24/13 vs. Boston College

LONGEST LOSING STREAK

8 games from 3/1/20 vs. #8 NC State through 11/28/21 vs. Richmond

Note: Streaks begin date of first win or loss to most recent win or loss

OVERTIME HISTORY

Date	Opponent	W/L	Score	Location	# of OTs	Postseason
11/30/23	Missouri	W	87-81	H	1	
11/24/19	Old Dominion	W	56-53	H	1	
12/18/17	Indiana	W	82-72	N	1	
2/12/17	Wake Forest	W	60-57	H	1	
2/2/17	Georgia Tech	W	64-65	H	1	
1/5/17	Louisville	L	81-86	H	1	
2/19/15	Pittsburgh	L	63-68	A	1	
12/20/13	Tulane	L	72-79	N	1	
2/25/13	Wake Forest	L	68-73	H	1	
12/21/12	Alabama	L	70-73	A	2	
3/15/12	Howard	W	59-56	N	1	WINT
1/5/12	North Carolina	L	78-73	H	2	
11/20/11	Tennessee	W	69-64	H	1	
2/27/11	Virginia Tech	W	73-71	A	1	
2/10/11	NC State	W	94-92	A	4	
1/21/11	Maryland	L	75-77	H	1	
2/15/10	North Carolina	W	82-78	H	1	
2/11/10	Miami	W	69-63	A	1	
2/19/09	Miami	W	84-75	H	1	
3/2/08	Georgia Tech	W	103-101	H	2	
1/26/08	Florida State	W	69-66	A	1	
1/14/07	Boston College	W	65-63	H	1	
1/20/06	Maryland	L	74-84	H	1	
3/5/05	Florida State	W	71-67	N	1	ACC
1/6/05	Wake Forest	W	85-83	A	1	
1/23/04	Florida State	W	82-80	A	1	
11/26/02	Liberty	L	69-77	A	1	
12/18/02	Wake Forest	W	61-55	A	1	
3/17/01	Michigan	L	71-81	N	1	NCAA
1/28/01	Wake Forest	W	76-73	H	2	
11/19/00	Texas	L	55-56	N	2	
2/7/00	North Carolina	L	63-66	A	1	
1/20/00	Clemson	W	77-74	H	2	
2/14/99	North Carolina	L	80-82	H	1	
1/2/99	Clemson	W	67-66	A	1	
2/22/98	Duke	L	78-85	N	1	
2/15/98	North Carolina	L	84-85	H	2	
2/1/98	Florida State	W	83-76	A	1	
1/15/98	North Carolina	W	105-100	A	3	
3/1/97	Clemson	L	75-77	N	1	ACC
3/4/95	Duke	L	82-83	N	1	ACC
3/8/93	Maryland	W	106-103	N	3	ACC
3/7/93	Clemson	W	79-71	A	1	ACC
3/31/91	Tennessee	L	67-70	N	1	NCAA
1/12/91	NC State	W	123-120	A	3	
3/24/90	Tennessee	W	79-75	N	1	NCAA
3/5/90	NC State	W	67-64	N	1	ACC
12/29/89	Rutgers	W	72-71	A	1	
3/4/89	Wake Forest	W	68-67	N	1	ACC
2/15/89	Maryland	L	99-104	N	1	
1/11/86	Clemson	W	96-89	N	1	
1/13/85	North Carolina	W	64-62	H	1	
12/19/83	ETSU	W	71-68	A	1	
2/23/83	Clemson	L	84-86	A	1	
1/15/83	North Carolina	W	78-74	H	1	
1/2/83	ETSU	W	70-65	H	1	
2/1/80	NC State	L	79-81	H	1	
1/5/80	North Carolina	L	65-66	H	1	
3/4/77	VCU	L	47-48	H	1	VIAW
2/8/75	Bridgewater	W	57-52	A	1	

Note: John Paul Jones Arena opened for the 2006-07 season.

VIRGINIA'S ALL-TIME RECORD IN OVERTIME

Overall..... 37-23 (.617)

Home/Away/Neutral

Home..... 14-10 (.583)

Away..... 15-5 (.750)

Neutral..... 8-8 (.500)

at John Paul Jones Arena 15-7 (.682)

By Number of Overtime Periods

1OT 30-19 (.612)

2OT 3-4 (.429)

3OT 3-0 (1.000)

4OT 1-0 (1.000)

Postseason

NCAA Tournament 1-2 (.333)

ACC Tournament..... 5-2 (.714)

WNIT..... 0-0 (.000)

VIAW 0-1 (.000)

2023-24 BOX SCORES

Official Basketball Box Score - Final
UMES at Virginia
 11/02/23 John Paul Jones Arena, Charlottesville
 UVA vs UMES Women's Basketball

Game Time: 7:00 PM
 Game Duration: 1:51
 Attendance: 3,797

Officials: Denise Brooks, Toni Fallo, Leah Lano

UMES - 52		Record: 0-2										Shooting By Period									
NO. Name	Min	FG	3P	FT	Rebounds	Fouls	TP	AS	TO	ST	Blocks	+/-	1st FG%	2nd FG%	3rd FG%	4th FG%	GMFG%	3PT%	FT%		
		M/A	M/A	M/A	OR DR TOT	PF					BS BA										
33 Lainey Allen	F 17:54	2-2	0-0	2-2	1 4 5 4 2	6	0	3	1	2	0	-6	1st FG% 5-20 25.0%	3PT% 0-5 0.0%	FT% 0-0 0.0%						
2 Mahogany Lester	C 32:59	3-3	1-2	0-0	1 3 4 4 2	5	1	1	0	1	0	-23	2nd FG% 5-18 27.8%	3PT% 2-6 33.3%	FT% 0-0 0%						
5 Mya Thomas	G 26:10	3-15	0-4	1-2	1 0 1 0 1	7	1	2	0	1	1	-23	3rd FG% 4-16 25.0%	FT% 0-0 0%							
12 Chaniqwa Gilliam	G 21:30	2-8	1-3	0-0	1 3 4 0 0	5	1	1	0	0	2	6	4th FG% 6-17 35.3%	FT% 0-0 0%							
25 Ashanti Lynch	G 24:13	1-8	0-1	2-2	1 3 4 3 3	4	0	2	2	0	2	-15	GMFG% 20-71 28.2%	3PT% 1-4 25%	FT% 4-6 66.7%						
11 Zamara Haynes	27:40	5-20	2-8	0-0	2 1 5 4 2	12	4	1	1	0	3	-25	FT% 7-10 70.0%								
21 Ariana Seawell	10:29	2-3	0-0	0-0	1 1 3 4 0	4	0	2	0	0	0	0									
4 Jalia Bannerman	18:58	3-10	1-6	2-2	0 1 1 2 2	9	0	2	1	1	0	-14									
24 Lesley Thomas	20:07	0-2	0-0	0-0	1 2 3 2 3	0	0	0	0	0	0	-20									
Totals		20-71	5-21	7-10	13 26 39 19 15	52	7	14	5	5	8	-24									

Technical Fouls: NONE

Dead Ball Rebounds: 1 0

Virginia - 76		Record: 1-0										Shooting By Period									
NO. Name	Min	FG	3P	FT	Rebounds	Fouls	TP	AS	TO	ST	Blocks	+/-	1st FG%	2nd FG%	3rd FG%	4th FG%	GMFG%	3PT%	FT%		
		M/A	M/A	M/A	OR DR TOT	PF					BS BA										
12 Edessa Noyan	F 15:05	2-2	1-1	0-0	3 3 6 3 1	5	1	2	1	0	0	5	1st FG% 4-18 22.2%	3PT% 1-7 14.3%	FT% 0-0 0%						
20 Camryn Taylor	F 31:03	7-15	0-3	8-9	7 2 9 3 7	22	1	5	1	0	0	16	2nd FG% 5-6 83.3%	3PT% 0-0 0%	FT% 2-2 100%						
4 Jillian Brown	G 30:28	4-10	1-5	5-5	1 12 13 3 4	14	1	3	1	0	2	0	3rd FG% 6-19 31.6%	FT% 0-0 0%							
21 Kymora Johnson	G 29:40	4-15	3-10	4-4	0 7 7 2 2	15	2	3	1	0	2	20	4th FG% 5-13 38.5%	3PT% 4-8 50%	FT% 2-2 100%						
23 Alexia Smith	G 20:32	1-6	0-2	0-0	4 3 7 2 0	2	2	0	2	2	0	0	GMFG% 24-67 35.8%	FT% 2-2 100%							
0 Olivia McGhee	24:19	4-8	2-4	2-3	1 6 7 1 2	12	0	2	0	2	1	19	3PT% 0-4 0.0%	FT% 2-2 100%							
5 Yonta Vaughn	30:28	2-6	1-3	0-2	1 3 4 0 2	5	8	1	2	1	0	33	FT% 3-3 100%								
32 Cady Pauley	08:52	0-5	0-3	0-0	0 0 0 0 0	0	1	0	0	0	0	-1									
41 Taylor Lauterbach	09:33	0-0	0-0	1-2	1 3 4 1 1	1	1	0	3	0	0	8									
Totals		24-67	8-31	20-25	20 40 60 15 19	76	16	19	8	8	5	24									

Technical Fouls: NONE

Dead Ball Rebounds: 2 0

MES		UVA		Points from Turnovers		MES		UVA		Period by Period Scoring							
Biggest lead	6 (1 st 8:06)	24 (4 th 0:41)	Paint	10	30	1st	2nd	3rd	4th	TOT	MES	UVA	UVA	UVA			
Best Scoring Run	9 (4 th 8:22)	9 (2 nd 1:08)	Second Chance	4	12	MES	10	12	14	16	52	UVA	14	21	15	26	76
Lead Changes	1	1	Fast Breaks	6	24	UVA	14	21	15	26	76						
Times Tied	1	1	Bench	25	18												
Time with Lead	05:41	32:40															

Official Basketball Box Score - Final
Campbell at Virginia
 11/02/23 John Paul Jones Arena, Charlottesville
 UVA vs Campbell Women's Basketball

Game Time: 2:00 PM
 Game Duration: 1:55
 Attendance: 3,965

Officials: Saf Esho, Jules Gallen, Jessica Walter

Campbell - 49		Record: 2-1										Shooting By Period									
NO. Name	Min	FG	3P	FT	Rebounds	Fouls	TP	AS	TO	ST	Blocks	+/-	1st FG%	2nd FG%	3rd FG%	4th FG%	GMFG%	3PT%	FT%		
		M/A	M/A	M/A	OR DR TOT	PF					BS BA										
14 Brittany Staves	F 29:44	3-9	3-7	0-0	1 2 3 3 0	9	0	3	0	0	1	-15	1st FG% 4-16 25.0%	3PT% 2-7 28.6%	FT% 0-0 0%						
32 Christabel Ezumah	F 27:47	6-11	0-0	2-8	2 9 11 1 7	14	2	2	1	1	2	0	2nd FG% 10-15 66.7%	3PT% 0-0 0%	FT% 0-0 0%						
44 Shenya Nurenberg	F 25:04	2-3	1-1	0-0	2 6 8 4 1	5	0	4	0	1	1	-24	3rd FG% 3-11 27.3%	FT% 0-0 0%							
11 Shy Tuelie	G 32:06	1-7	1-7	0-0	0 0 0 2 1	3	8	3	1	2	1	-8	4th FG% 1-6 16.7%	3PT% 3-6 50.0%	FT% 2-6 33.3%						
20 Gemma Nunez	G 27:15	2-6	1-3	1-2	0 0 0 1 4	6	3	3	3	0	0	-19	GMFG% 18-58 31.0%	3PT% 1-4 25%	FT% 1-4 25%						
15 Audrey Fuller	14:18	2-3	1-2	0-0	3 1 4 1 0	5	0	1	0	1	0	-14	FT% 3-4 75%								
10 Sarah Fitzgerald	07:48	0-4	0-2	0-0	1 0 1 4 0	0	0	0	0	0	0	-22	FT% 7-10 70.0%								
22 Gianni Boone	13:00	2-9	0-3	1-2	1 2 3 1 1	5	0	1	0	2	1	0									
0 Jessica Woods	07:43	0-2	0-1	0-0	0 0 0 1 0	1	0	0	0	0	0	-12									
12 Hadleigh Dill	07:10	0-3	0-1	0-0	1 0 1 0 1	0	1	0	0	1	0	-8									
24 Peris Smith	04:25	0-1	0-0	2-4	1 0 1 3 2	2	0	0	0	0	0	-3									
4 Taylor Collier	01:50	0-0	0-0	0-0	1 0 1 0 0	0	0	0	0	0	0	0									
21 Logan Nuckols	01:50	0-0	0-0	0-0	0 0 0 0 0	0	0	0	0	0	0	0									
Totals		18-58	7-27	6-16	15 25 40 21 17	49	13	21	5	7	7	-25									

Technical Fouls: NONE

Dead Ball Rebounds: 5 0

Virginia - 74		Record: 2-0										Shooting By Period									
NO. Name	Min	FG	3P	FT	Rebounds	Fouls	TP	AS	TO	ST	Blocks	+/-	1st FG%	2nd FG%	3rd FG%	4th FG%	GMFG%	3PT%	FT%		
		M/A	M/A	M/A	OR DR TOT	PF					BS BA										
20 Camryn Taylor	F 27:45	5-12	0-0	6-6	1 2 3 3 5	16	0	2	2	4	1	36	1st FG% 7-16 43.8%	3PT% 4-14 28.6%	FT% 2-2 100%						
34 London Clarkson	F 28:43	3-7	0-0	6-6	1 2 3 2 6	12	2	1	2	0	2	9	2nd FG% 4-13 30.8%	3PT% 0-0 0%	FT% 4-4 100%						
4 Jillian Brown	G 28:15	3-12	0-4	6-6	2 5 7 2 4	12	2	0	1	1	1	10	3rd FG% 5-18 27.8%	FT% 4-4 100%							
21 Kymora Johnson	G 26:45	7-14	1-3	0-1	2 4 6 3 2	15	7	1	1	2	1	38	4th FG% 1-6 16.7%	3PT% 0-6 0.0%	FT% 4-4 100%						
23 Alexia Smith	G 25:48	4-6	1-2	1-2	2 4 6 1 2	10	1	0	2	0	0	-1	GMFG% 25-62 40.3%	3PT% 1-3 33.3%	FT% 4-5 80%						
0 Olivia McGhee	20:23	1-3	1-2	2-2	1 1 2 1 1	5	0	2	2	0	1	21	3PT% 1-3 33.3%	FT% 2-2 100%							
5 Yonta Vaughn	18:24	1-3	0-2	0-0	0 3 3 0 1	1	4	2	0	0	0	1	GMFG% 25-62 40.3%	3PT% 1-3 33.3%	FT% 2-2 100%						
12 Edessa Noyan	13:00	1-3	0-0	0-0	2 6 8 2 0	2	0	2	1	0	1	13									
41 Taylor Lauterbach	06:09	0-0	0-0	0-0	1 1 3 0 0	0	1	0	1	0	0	0									
32 Cady Pauley	04:48	0-2	0-2	0-0	0 0 0 0 0	0	0	0	0	0	0	0									
Totals		25-62	3-15	21-23	13 30 43 17 21	74	16	11	7	7	25										

Technical Fouls: NONE

Dead Ball Rebounds: 1 0

CAM		UVA		Points from Turnovers		CAM		UVA		Period by Period Scoring						
Biggest lead	7 (3 rd 7:51)	27 (4 th 2:33)	Paint	22	32	1st	2nd	3rd	4th	TOT	CAM	UVA	UVA	UVA		
Best Scoring Run	10 (2 nd 0:29)	21 (4 th 3:01)	Second Chance	9	14	CAM	10	25	9	5	49	UVA	17	12	22	74
Lead Changes	4	4	Fast Breaks	5	22	UVA	17	12	22	74						
Times Tied	3	3	Bench	12	9											
Time with Lead	10:28	26:26														

Official Basketball Box Score - Final
William & Mary at Virginia
 11/15/23 John Paul Jones Arena, Charlottesville
 UVA vs W&M Women's Basketball

Game Time: 7:00 PM
 Game Duration: 1:50
 Attendance: 3,588

Officials: Tom Donohor, Roy Jackson, Lauren Nemira

William & Mary - 51		Record: 0-4										Shooting By Period									
NO. Name	Min	FG	3P	FT	Rebounds	Fouls	TP	AS	TO	ST	Blocks	+/-	1st FG%	2nd FG%	3rd FG%	4th FG%	GMFG%	3PT%	FT%		
		M/A	M/A	M/A	OR DR TOT	PF															

2023-24 BOX SCORES



Official Basketball Box Score - Final
Rider at Virginia
 12/06/23 John Paul Jones Arena, Charlottesville
 Virginia vs Rider Women's Basketball
 Game Time: 7:00 PM
 Game Duration: 1:41
 Attendance: 3,676
 Officials: Bruce Morris, Krystle Apekaniz, Keith Batson

Rider - 51													Shooting By Period												
NO.	Name	Min	FG			3P			FT			Rebounds			Fouls			TP	AS	TO	ST	Blocks			+/-
			M	A	M	A	M	A	M	A	OR	DR	TOT	PF	FF	FD	BS					BS	BA		
44	Kaylan Deveney	C 31:02	3-5	1-1	2-4	0	1	1	2	2	9	2	3	1	0	1	21	1st FG%	2-6	33.3%	3PT%	1-1	100%		
0	Saraia Redmond	G 17:56	0-4	0-1	0-0	0	3	3	2	0	0	4	1	0	0	1	14	2nd FG%	6-14	42.9%	FT%	0-0	0%		
23	Taylor Langan	G 28:49	6-9	0-1	0-1	0	2	2	2	9	12	2	2	1	0	32	3rd FG%	0-0	0%	3PT%	0-0	0%			
24	Makayla Firebaugh	G 35:37	6-14	0-5	0-0	2	4	6	3	0	12	0	2	2	1	28	4th FG%	5-11	45.5%	FT%	2-5	40%			
55	Jessika Schiffer	G 25:07	2-7	2-7	0-0	0	3	3	1	6	1	1	2	0	0	9	GM FG%	22-52	42.3%	3PT%	4-21	19.0%			
14	Sofie Bruinjies	08:02	0-2	0-1	0-0	0	0	0	0	1	0	0	0	0	0	3	FT%	3-6	50.0%	FT%	0-0	0%			
3	Jamia Blake	14:53	2-4	0-0	1-1	0	1	1	2	1	5	0	0	0	0	10	Technical Fouls:	NONE	Dead Ball Rebounds:	1.0					
11	Mariona Cos-Morales	11:11	2-2	0-0	0-0	1	2	3	1	0	4	1	1	0	0	5									
1	Aliya McIver	20:10	1-3	1-3	0-0	0	2	2	2	3	3	2	0	0	0	10									
10	Molly Lynch	05:21	0-1	0-1	0-0	0	1	1	0	0	0	0	0	0	0	7									
12	Taylor Blunt	00:56	0-1	0-1	0-0	0	0	0	0	0	0	0	0	0	0	3									
13	Sam Richardson	00:56	0-0	0-0	0-0	0	0	0	0	0	0	0	0	0	0	3									
Team																									
Totals		22:52	4-21	3-6	3	19	22	15	11	51	16	18	8	1	2	27									

Virginia - 78													Shooting By Period												
NO.	Name	Min	FG			3P			FT			Rebounds			Fouls			TP	AS	TO	ST	Blocks			+/-
			M	A	M	A	M	A	OR	DR	TOT	PF	FF	FD	BS	BS	BA								
20	Camryn Taylor	F 27:18	7-11	0-0	4-4	7	6	13	2	3	18	0	3	1	0	0	35	1st FG%	2-6	0.0%	3PT%	0-0	0%		
33	Sam Brunelle	F 23:07	2-11	2-8	1-2	3	1	4	2	1	7	1	0	1	0	16	2nd FG%	9-19	47.4%	FT%	2-2	100%			
1	Paris Clark	G 13:28	1-6	0-0	0	3	1	4	0	0	2	0	2	0	1	2	3rd FG%	10-23	43.5%	FT%	3-8	37.5%			
21	Kymora Johnson	G 25:39	3-9	0-2	1-1	3	4	7	1	1	7	4	0	1	0	31	4th FG%	8-18	44.4%	FT%	2-8	25.0%			
23	Alexia Smith	G 18:25	5-8	1-1	0-0	1	1	2	0	0	11	1	1	1	0	14	GM FG%	29-76	38.2%	3PT%	7-28	25.0%			
4	Jillian Brown	19:22	3-9	0-1	2-5	6	5	11	1	3	8	3	1	2	0	35	FT%	13-20	65.0%	FT%	0-0	0%			
5	Yontia Vaughn	20:11	1-3	1-3	0-0	0	3	3	1	1	3	0	2	0	0	9	Technical Fouls:	NONE	Dead Ball Rebounds:	4.0					
14	Kaydan Lawson	12:06	1-3	1-2	0-2	1	2	3	1	1	0	0	0	0	0	8									
32	Cady Pauley	10:38	0-4	0-4	0-0	0	0	0	0	0	3	4	2	1	0	0	2								
0	Olivia McGhee	07:15	2-4	1-3	0-0	0	0	0	0	0	5	0	0	0	0	7									
12	Edessa Noyan	15:10	3-7	1-2	1-2	4	2	6	1	2	8	0	1	2	1	9									
41	Taylor Lauterbach	07:22	1-1	0-0	0-0	1	1	2	0	2	0	1	2	0	1	1									
Team																									
Totals		29:76	7-26	13-20	31	29	60	11	15	78	14	10	12	2	1	27									

Biggest lead		RID		UVA		Points from		RID		UVA		Period by Period Scoring			
Turnovers		1st		2nd		3rd		4th		TOT					
Biggest lead	4 (1st 0:07)	27	(4th 0:45)	Turnovers	4	16	1st	2nd	3rd	4th	TOT				
Best Scoring Run	5 (1st 0:07)	11	(3rd 6:13)	Paint	26	40	15	12	13	11	51				
Lead Changes	7			Second Chance	0	26									
Times Tied	3			Fast Breaks	4	17									
Time with Lead	09:06	28:41		Bench	12	33									

Official Basketball Box Score - Final
Wofford at Virginia
 12/06/23 John Paul Jones Arena, Charlottesville
 Virginia vs Wofford Women's Basketball
 Game Time: 1:00 PM
 Game Duration: 1:46
 Attendance: 3,965
 Officials: Bryan Brunette, Ashlee Cook, Orr Chambers

Wofford - 71													Shooting By Period												
NO.	Name	Min	FG			3P			FT			Rebounds			Fouls			TP	AS	TO	ST	Blocks			+/-
			M	A	M	A	M	A	OR	DR	TOT	PF	FF	FD	BS	BS	BA								
11	Viola Tulave	F 17:39	1-1	0-0	0-0	0	1	1	2	0	0	1	2	0	0	2	0	3	0	0	0	0	0		
1	Anabelle Schultz	G 27:59	1-9	1-5	0-0	1	4	5	4	4	3	0	2	5	1	1	6	1st FG%	5-18	27.8%	3PT%	1-5	20.0%		
2	Maddie Heiss	G 35:56	6-11	4-7	0-0	1	1	2	3	1	16	1	3	1	0	2	2nd FG%	0-0	0%	FT%	4-4	100%			
3	Evangelia Paulk	G 29:10	4-10	1-4	0-0	1	4	5	5	1	9	3	3	1	0	2	3rd FG%	5-12	41.7%	3PT%	1-5	20.0%			
12	Rachael Rose	G 40:00	7-15	1-3	6-7	2	8	10	1	6	21	9	3	3	0	2	4th FG%	7-14	50.0%	FT%	1-4	25.0%			
20	Indya Clarke	33:11	6-8	3-4	0-0	0	2	2	2	1	15	1	1	0	0	0	3rd FG%	1-5	20.0%	3PT%	1-5	20.0%			
24	Sara Diddia	09:18	1-3	0-2	0-0	0	0	0	0	2	1	1	0	0	0	1	4th FG%	2-2	100%	FT%	0-0	0%			
0	JasRae Smith	06:47	1-1	1-1	0-0	0	1	1	0	0	3	1	0	0	0	7	GM FG%	27-58	46.6%	3PT%	11-26	42.3%			
Team																									
Totals		27:58	11-26	6-7	5	22	27	17	13	71	16	18	11	1	3	1									

Virginia - 70													Shooting By Period												
NO.	Name	Min	FG			3P			FT			Rebounds			Fouls			TP	AS	TO	ST	Blocks			+/-
			M	A	M	A	M	A	OR	DR	TOT	PF	FF	FD	BS	BS	BA								
33	Sam Brunelle	F 11:29	0-1	0-0	0-0	1	2	3	0	0	0	1	3	1	0	0	7	1st FG%	7-16	43.8%	3PT%	2-7	28.6%		
34	London Clarkson	F 32:46	2-4	0-0	0-0	3	4	5	9	2	5	7	1	1	0	1	0	2nd FG%	7-17	41.2%	FT%	0-0	0%		
1	Paris Clark	G 24:54	5-9	1-3	3-3	3	2	5	2	4	14	3	1	1	0	5	3rd FG%	1-7	14.3%	3PT%	1-4	25.0%			
21	Kymora Johnson	G 22:42	3-9	0-5	1-2	0	1	1	1	1	7	9	2	1	1	0	1	4th FG%	6-8	75%	FT%	1-1	100%		
23	Alexia Smith	G 23:35	3-7	1-1	0-0	0	4	4	1	1	7	3	2	0	0	0	3rd FG%	6-8	75%	3PT%	0-5	0%			
0	Olivia McGhee	25:40	6-15	2-6	0-0	1	2	3	1	1	14	0	1	1	0	0	4th FG%	3-4	75%	FT%	0-0	0%			
4	Jillian Brown	11:23	0-4	0-2	2-2	0	3	3	2	1	2	1	3	0	0	2	GM FG%	27-58	46.6%	3PT%	11-26	42.3%			
14	Kaydan Lawson	15:43	2-5	0-2	0-0	2	4	6	0	0	4	1	4	2	0	6	FT%	6-7	85.7%	FT%	0-0	0%			
41	Taylor Lauterbach	07:51	0-2	0-2	0-0	2	1	3	1	0	0	1	0	0	0	0	4th FG%	8-19	42.1%	3PT%	1-4	25.0%			
32	Cady Pauley	07:42	1-3	0-2	0-0	0	0	0	0	0	1	2	1	0	0	0	FT%	1-1	100%	FT%	0-0	0%			
20	Camryn Taylor	16:17	6-9	0-0	1-2	3	1	4	3	3	13	0	1	0	1	6	GM FG%	28-68	41.2%	3PT%	4-23	17.4%			
Team																									
Totals		28:68	4-23	10-13	18	27	45	13	17	70	19	17	8	3	1	1									

Biggest lead		WOF		UVA		Points from		WOF		UVA		Period by Period Scoring			
Turnovers		1st		2nd		3rd		4th		TOT					
Biggest lead	4 (4th 6:13)	11	(2nd 2:04)	Turnovers	12	16	1st	2nd	3rd	4th	TOT				
Best Scoring Run	9 (3rd 7:37)	10	(2nd 3:01)	Paint	26	34									
Lead Changes	11			Second Chance	7	11									
Times Tied	5			Fast Breaks											

2023-24 BOX SCORES



Official Basketball Box Score - Final
Virginia at Georgia Tech
 01/04/24 McCamish Pavilion, Atlanta
 Georgia Tech vs. Virginia

Game Time: 7:00 PM
 Game Duration: 2:00
 Attendance: 1,237

Officials: Joseph Vaszily, Rod Creech, Linda Miles

NO.	Name	Min	FG			3P			FT			Rebounds	Fouls	TP	AS	TO	ST	Blocks			+/-	
			M	A	%	M	A	%	M	A	%							BS	BA	BL		
20	Camryn Taylor	F	32:29	7-12	1-1	4-4	0	4	4	4	4	19	0	2	2	1	0	0	0	0	0	-4
34	London Clarkson	F	24:17	4-5	0-0	3-7	2	4	6	5	5	11	0	2	2	2	4	0	0	0	5	-7
1	Paris Clark	G	33:59	5-14	0-1	3-4	7	5	12	3	13	3	4	3	1	1	1	7	0	0	0	1
21	Kymora Johnson	G	28:24	3-14	0-6	0-0	0	3	3	0	0	6	6	4	3	0	1	1	1	1	1	-1
23	Alexia Smith	G	10:53	0-2	0-1	0-2	0	3	3	2	1	0	0	0	0	0	0	0	0	0	0	-1
4	Jillian Brown	G	22:50	2-7	0-1	1-2	2	2	4	1	1	5	1	2	1	1	1	0	1	0	0	-1
33	Sam Brunelle	G	14:15	0-3	0-2	0-0	0	1	1	0	0	0	0	1	0	0	0	0	0	0	0	-9
0	Olivia McGhee	G	04:20	0-1	0-1	0-0	0	1	1	0	0	0	0	0	0	0	0	0	0	0	0	-5
5	Yontia Vaughn	G	16:35	1-6	0-3	0-0	0	2	2	3	1	2	3	1	1	0	0	0	0	0	-7	
14	Kaydan Lawson	G	08:59	0-0	0-0	4-4	3	1	4	1	2	4	0	0	0	0	0	0	0	0	0	-2
32	Cady Pauley	G	02:59	0-0	0-0	0-0	0	0	0	0	0	0	0	0	0	0	0	0	0	0	0	-3
Team																						
Totals			22:64	1-16	1-5	15-23	17	29	46	24	17	60	14	17	12	8	2	0	0	0	0	0

Technical Fouls: NONE

Dead Ball Rebounds: NONE

NO.	Name	Min	FG			3P			FT			Rebounds	Fouls	TP	AS	TO	ST	Blocks			+/-	
			M	A	%	M	A	%	M	A	%							BS	BA	BL		
13	Kayla Blackshear	F	34:22	2-9	1-1	1-4	4	2	6	4	4	6	2	1	1	0	0	2	4	0	0	-1
5	Tonie Morgan	G	32:42	4-14	0-0	10-15	5	7	12	1	11	18	1	3	1	1	2	6	0	0	0	-1
22	Ines Noguero	G	32:17	1-4	0-2	0-0	1	4	4	0	2	3	3	1	0	0	0	0	0	0	0	-2
23	Rusne Augustinaite	G	30:30	2-9	1-6	3-4	1	3	4	2	8	2	4	1	1	1	2	6	0	0	0	-1
25	Kara Dunt	G	38:23	8-17	1-5	7-10	3	6	1	7	24	11	5	5	0	2	3	0	0	0	0	-1
21	Sydney Johnson	G	13:09	1-5	1-4	0-0	0	0	0	1	0	3	1	0	0	0	0	0	0	0	0	0
22	A'Asia Thomas-Harris	G	10:08	1-1	0-0	0-0	0	4	4	1	0	2	0	0	0	0	0	0	0	0	0	-1
11	Aixa Wone Aranz	G	08:30	0-0	0-0	0-0	0	1	1	0	0	0	0	0	0	0	0	0	0	0	0	-7
Team																						
Totals			19:59	4-18	2-13	21-33	15	27	42	17	24	63	10	16	9	2	8	3	0	0	0	0

Technical Fouls: NONE

Dead Ball Rebounds: 5, 0

Biggest lead	UVA	GT	Points from		Period by Period Scoring						
			Turnovers	12	12	12	12	TOT			
Best Scoring Run	6 (2 nd 2:12)	9 (3 rd 6:26)	Turnovers	34	24	1st	2nd	3rd	4th	TOT	
Lead Changes	9	11	Second Chance	17	15	UVA	13	11	24	12	60
Times Tied	1	0	Fast Breaks	14	6	GT	14	13	21	15	63
Time with Lead	08:22	25:00	Bench	11	5						



Official Basketball Box Score - Final
Virginia at NC State
 01/11/24 Reynolds Coliseum, Raleigh
 2023-24 Women's Basketball

Game Time: 7:00 PM
 Game Duration: 2:18
 Attendance: 5,500

Officials: Jeffrey Smith, Saif Saho, Ashlee Goode

NO.	Name	Min	FG			3P			FT			Rebounds	Fouls	TP	AS	TO	ST	Blocks			+/-	
			M	A	%	M	A	%	M	A	%							BS	BA	BL		
20	Camryn Taylor	F	27:56	9-16	2-2	2-4	3	3	6	5	3	22	0	3	0	2	1	0	0	0	-18	
33	Sam Brunelle	F	18:45	1-5	0-2	0-0	2	2	4	4	1	2	0	5	0	0	0	0	0	0	0	-16
1	Paris Clark	G	18:54	3-11	0-1	0-0	3	3	6	4	1	6	0	2	2	0	4	3	0	0	-3	
21	Kymora Johnson	G	33:05	6-19	2-8	0-0	1	3	4	3	2	14	4	1	0	0	0	0	0	0	0	-28
23	Alexia Smith	G	17:58	1-5	0-0	0-2	7	9	0	1	2	6	1	0	0	0	0	0	0	0	0	-11
0	Olivia McGhee	G	22:25	3-10	1-4	2-2	2	2	4	1	2	9	0	4	1	0	0	0	0	0	0	-6
5	Yontia Vaughn	G	17:47	3-8	1-4	0-0	2	2	2	1	0	7	2	2	0	0	0	0	0	0	0	-11
14	Kaydan Lawson	G	12:46	1-2	0-1	2-2	1	2	1	1	4	0	0	0	0	0	0	0	0	0	0	-12
34	London Clarkson	G	09:05	0-2	0-0	0-0	1	2	3	2	1	0	0	0	0	0	0	0	0	0	0	-12
41	Taylor Lauterbach	G	13:45	0-3	0-0	0-0	1	2	0	0	0	0	0	0	0	0	0	0	0	0	0	-3
32	Cady Pauley	G	05:53	0-1	0-1	0-0	0	0	0	0	0	0	0	0	0	0	0	0	0	0	0	-9
12	Edessa Noyan	G	01:43	0-0	0-0	0-0	0	0	0	0	0	0	0	0	0	0	0	0	0	0	0	-4
Team																						
Totals			27:52	6-23	6-8	21	29	50	21	12	66	12	17	6	2	7	27	0	0	0	0	0

Technical Fouls: NONE

Dead Ball Rebounds: 1, 0

NO.	Name	Min	FG			3P			FT			Rebounds	Fouls	TP	AS	TO	ST	Blocks			+/-	
			M	A	%	M	A	%	M	A	%							BS	BA	BL		
2	Mimi Collins	F	22:32	4-9	1-3	5-5	2	7	9	3	4	14	2	0	0	0	0	0	0	0	0	12
10	Aziah James	G	28:04	5-14	2-3	3-4	0	6	6	2	15	4	2	2	1	0	0	0	0	0	0	22
21	Madison Rivers	G	26:18	1-13	3-7	0-0	0	5	5	1	0	17	2	1	0	1	1	0	0	0	0	6
22	Sanjara Hayes	G	30:47	7-7	0-1	2-2	0	3	3	1	1	6	7	1	3	1	1	3	1	0	0	31
3	Zoe Brooks	G	28:39	7-12	1-4	4-4	0	2	2	0	7	19	3	2	4	0	0	0	0	0	0	26
24	Laci Steele	G	23:46	5-6	3-4	0-0	0	1	1	0	1	13	3	0	0	0	0	0	0	0	0	7
15	Lizzy Williamson	G	09:56	1-2	0-0	1-2	1	2	3	0	1	3	0	0	0	0	0	0	0	0	0	-5
42	Malloy Collier	G	09:43	1-2	0-0	2-2	0	3	3	2	4	0	0	0	0	0	0	0	0	0	0	1
11	Maddie Cox	G	12:12	0-1	0-1	1-2	0	2	2	0	1	0	0	0	0	0	0	0	0	0	0	-2
20	Katie Penetusa	G	04:57	0-0	0-0	1-2	0	0	0	1	1	0	0	0	0	0	0	0	0	0	0	-6
30	Jannah Eissa	G	03:00	0-0	0-0	0-0	0	1	1	0	0	0	0	0	0	0	0	0	0	0	0	-2
Team																						
Totals			32:66	10-23	19-23	5	35	40	12	21	93	19	11	9	7	2	27	0	0	0	0	0

Technical Fouls: NONE

Dead Ball Rebounds: 4, 0

Biggest lead	UVA	NCSU	Points from		Period by Period Scoring						
			Turnovers	7	23	1st	2nd	3rd	4th	TOT	
Best Scoring Run	8 (4 th 1:01)	11 (1 st 3:52)	Paint	28	36	UVA	13	21	16	16	66
Lead Changes	0	0	Second Chance	14	5	GT	13	21	16	12	66
Times Tied	0	0	Fast Breaks	14	36						
Time with Lead	00:00	39:53	Bench	20	22	NCSU	31	26	24	12	93



VIRGINIA WOMEN'S BASKETBALL



Official Basketball Box Score - Final
Duke at Virginia
 01/07/24 John Paul Jones Arena, Charlottesville
 Virginia vs. Duke Women's Basketball

2023-24 BOX SCORES



Official Basketball Box Score - Final
Notre Dame at Virginia
 01/18/24 John Paul Jones Arena, Charlottesville
 Virginia vs No. 19 Notre Dame Women's Basketball

Game Time: 7:00 PM
 Game Duration: 2:09
 Attendance: 4,102

Officials: Angelica Suffren, Carla Fountain, Mark Berger

Notre Dame - 86		Record: 13-3 (4-2)										Shooting By Period									
NO. Name	Min	FG	3P	FT	Rebounds	Fouls	TP	AS	TO	ST	Blocks	+/-	1st	2nd	3rd	4th	GM	3PT	FT%		
		M/A	M/A	M/A	OR DR TOT	PF	FD				BS BA		FG%	FG%	FG%	FG%	FG%	FG%	FG%	FT%	
21 Macy Westfeld	F 37:59	4-11	1-4	5-6	2	7	9	4	6	14	1	3	2	2	1	17	1st	3PT%	FT%	41.2%	
22 Kyle Watson	F 21:51	3-5	0-0	0-2	0	2	2	4	1	6	2	0	0	1	0	18	2nd	3PT%	FT%	25.0%	
3 Hannah Hidalgo	G 27:23	3-4	0-2	1-2	1	2	3	5	1	1	0	0	0	0	2	18	3rd	3PT%	FT%	90.0%	
11 Sonia Citron	G 37:33	1-4	2-6	12-12	1	3	4	0	13	23	9	4	3	1	2	7	4th	3PT%	FT%	16.7%	
13 Anna DeWolfe	G 26:01	2-7	0-2	2-4	0	0	0	3	2	6	1	1	0	0	1	2	GM	3PT%	FT%	0.0%	
15 Natalija Marshall	07:42	1-1	0-0	1-2	1	0	1	3	1	3	0	2	0	0	0	7	1st	3PT%	FT%	71.3	
14 KK Bransford	27:17	2-4	0-0	2-4	1	2	3	1	2	6	0	1	2	1	1	4	2nd	3PT%	FT%	33.3%	
10 Becky Obinma	04:05	0-0	0-0	0-0	1	1	1	2	0	0	0	1	0	0	0	2	3rd	3PT%	FT%	58.8%	
Team					5	5	10										4th	3PT%	FT%	50.0%	
Totals		25-56	3-14	33-44	10	25	35	21	35	86	16	15	13	5	7	10	GM	3PT%	FT%	44.6%	

Technical Fouls: NONE

Dead Ball Rebounds: 6:1

Virginia - 76		Record: 8-9 (0-6)										Shooting By Period									
NO. Name	Min	FG	3P	FT	Rebounds	Fouls	TP	AS	TO	ST	Blocks	+/-	1st	2nd	3rd	4th	GM	3PT	FT%		
		M/A	M/A	M/A	OR DR TOT	PF	FD				BS BA		FG%	FG%	FG%	FG%	FG%	FG%	FT%		
20 Camryn Taylor	F 14:27	2-7	0-2	2-2	1	2	3	5	1	6	0	2	0	1	0	-4	1st	3PT%	FT%	33.3%	
34 London Clarkson	F 18:03	2-4	0-0	1-2	2	3	5	6	5	0	4	0	1	0	6	2nd	3PT%	FT%	83.3%		
0 Olivia McGhee	G 29:19	5-10	2-4	2-2	0	2	2	4	3	14	1	2	0	1	2	3rd	3PT%	FT%	50.0%		
21 Kymora Johnson	G 32:57	6-14	2-7	2-2	2	6	8	3	2	16	7	6	1	0	0	-13	4th	3PT%	FT%	50.0%	
23 Alexia Smith	G 07:42	0-0	0-0	0-0	1	1	2	0	0	1	0	0	0	0	0	-3	GM	3PT%	FT%	100%	
1 Paris Clark	G 27:22	6-11	2-3	2-2	0	7	7	4	3	16	4	3	1	1	7	1st	3PT%	FT%	28.6%		
33 Sam Brunelle	15:09	0-2	0-2	0-0	0	0	0	1	0	0	0	0	0	0	0	-17	2nd	3PT%	FT%	4.0	
4 Jillian Brown	08:57	1-2	0-0	4-4	1	1	2	3	6	1	0	0	0	1	-5	3rd	3PT%	FT%	100%		
12 Edessa Noyan	12:04	1-2	0-0	0-0	0	0	0	2	2	0	0	0	2	1	-11	4th	3PT%	FT%	57.9%		
41 Taylor Lauterbach	10:00	1-2	1-1	2-2	0	2	2	3	5	0	3	0	1	0	-1	GM	3PT%	FT%	42.9%		
5 Yontia Vaughn	07:03	1-3	0-1	2-2	0	0	0	1	2	4	3	0	0	0	3	FT%	3PT%	FT%	100%		
32 Gady Pauley	06:40	0-2	0-2	0-0	0	0	0	0	0	0	0	0	0	0	-7	GM	3PT%	FT%	26.6%		
14 Kaydan Lawson	10:18	1-3	0-1	0-0	1	2	3	2	0	1	1	1	1	1	7	3PT%	FT%	30.4%			
Team					4	4	0										FT%	3PT%	FT%	94.4%	
Totals		26-62	7-23	17-18	11	26	37	35	21	76	17	23	7	7	5	-10	GM	3PT%	FT%	41.9%	

Technical Fouls: NONE

Dead Ball Rebounds: 0:0

UND	UVA	Points from Turnovers	UND	UVA	Period by Period Scoring						
Biggest lead	20 (3 rd 2:50)	3 (1 st 4:44)	1st	2nd	3rd	4th	TOT				
Best Scoring Run	9 (3 rd 7:03)	6 (4 th 4:19)	UND	24	15	25	22	86			
Lead Changes	2	9	Fast Breaks	26	12	Time with Lead	36:16	00:47			
Times Tied	2		Bench	9	35	UVA	16	17	14	29	76



Official Basketball Box Score - Final
Virginia at Florida State
 01/21/24 Donald L. Tucker Center, Tallahassee
 2023-24 FSU Women's Basketball

Game Time: 7:00 PM
 Game Duration: 1:55
 Attendance: 2,081

Officials: Ed Sidasky, Timothy Bryant, Kystle Apelin

Virginia - 91		Record: 9-9 (1-6)										Shooting By Period									
NO. Name	Min	FG	3P	FT	Rebounds	Fouls	TP	AS	TO	ST	Blocks	+/-	1st	2nd	3rd	4th	GM	3PT	FT%		
		M/A	M/A	M/A	OR DR TOT	PF	FD				BS BA		FG%	FG%	FG%	FG%	FG%	FG%	FT%		
20 Camryn Taylor	F 16:29	5-10	1-1	0-0	3	7	10	5	0	11	0	1	0	1	0	4	1st	3PT%	FT%	52.6%	
34 London Clarkson	F 28:11	4-9	0-0	2-5	3	3	6	4	4	10	3	2	2	1	1	17	2nd	3PT%	FT%	45.0	
0 Olivia McGhee	G 24:26	5-10	2-5	0-0	0	2	2	1	12	1	1	0	0	0	7	3rd	3PT%	FT%	46.2%		
1 Paris Clark	G 15:00	2-5	0-1	1-2	2	2	4	2	1	6	3	6	0	0	0	-4	4th	3PT%	FT%	0.0	
21 Kymora Johnson	G 35:50	14-20	3-7	4-5	2	5	7	1	7	35	6	4	1	0	0	2	GM	3PT%	FT%	0.0	
12 Edessa Noyan	25:05	2-2	0-0	4-4	0	4	4	5	3	8	0	1	1	1	0	1	1st	3PT%	FT%	10.9	
23 Alexia Smith	15:02	0-3	0-0	0-0	0	4	4	0	0	0	0	1	2	0	1	0	2nd	3PT%	FT%	80.0%	
4 Jillian Brown	20:38	4-6	2-2	0-0	2	4	6	3	0	10	2	0	1	0	9	3rd	3PT%	FT%	66.7%		
41 Taylor Lauterbach	04:38	0-0	0-0	0-0	0	1	1	0	0	0	0	0	0	0	0	-4	4th	3PT%	FT%	10.6	
33 Sam Brunelle	03:57	0-1	0-0	0-0	0	1	1	1	0	0	0	0	0	0	0	-7	GM	3PT%	FT%	25.0%	
14 Kaydan Lawson	07:44	0-1	0-1	0-0	0	1	1	0	0	0	0	0	1	0	0	-9	3PT%	FT%	82.4%		
Team					0	2	0										GM	3PT%	FT%	25.6%	
Totals		36-67	8-17	11-16	12	36	48	24	16	91	14	19	3	6	1	4	GM	3PT%	FT%	53.7%	

Technical Fouls: NONE

Dead Ball Rebounds: 2:0

Florida State - 87		Record: 14-6 (5-3)										Shooting By Period									
NO. Name	Min	FG	3P	FT	Rebounds	Fouls	TP	AS	TO	ST	Blocks	+/-	1st	2nd	3rd	4th	GM	3PT	FT%		
		M/A	M/A	M/A	OR DR TOT	PF	FD				BS BA		FG%	FG%	FG%	FG%	FG%	FG%	FT%		
21 Makayla Timpson	F 27:43	8-16	0-0	5-9	4	3	7	3	6	21	0	0	0	1	3	-3	1st	3PT%	FT%	62.2	
00 Ta'Niya Latson	G 31:49	8-15	1-5	5-5	0	3	3	1	5	22	6	2	0	0	0	0	2nd	3PT%	FT%	80.0	
1 Brianna Turnage	G 23:47	1-4	1-3	1-2	1	5	6	1	2	4	3	1	0	0	0	-4	3rd	3PT%	FT%	8.9	
3 O'Mariah Gordon	G 31:12	5-11	1-5	6-7	1	2	3	3	3	17	1	1	2	0	0	-9	4th	3PT%	FT%	18.2	
4 Sara Bejedi	G 36:13	3-11	2-5	2-2	0	1	1	5	5	10	0	0	0	0	2	-3	GM	3PT%	FT%	4.5	
13 Cassia Viegas	08:07	0-5	0-0	0-0	0	0	0	1	0	0	0	0	0	1	-5	1st	3PT%	FT%	9.2		
24 Amaya Bonner	13:27	0-4	0-1	1-2	1	2	3	0	1	1	0	0	0	0	0	-2	2nd	3PT%	FT%	2.8	
2 Alexia Tucker	15:25	3-7	0-2	2-2	0	0	0	2	8	1	0	1	0	0	0	1	3rd	3PT%	FT%	2.3	
22 Sakya White	10:52	2-3	0-0	0-0	2	3	5	1	0	4	0	2	0	0	0	-2	4th	3PT%	FT%	71.3	
32 Avery Treadwell	01:25	0-0	0-0	0-0	0	1	1	0	0	0	1	0	0	0	0	-1	GM	3PT%	FT%	0.0	
Team					1	0	1										FT%	3PT%	FT%	8.1	
Totals		30-76	5-26	22-29	10	20	30	16	24	87	13	3	7	1	6	-4	GM	3PT%	FT%	30.7%	

Technical Fouls: NONE

Dead Ball Rebounds: 7:2

UVA	FSU	Points from Turnovers	UVA	FSU	Period by Period Scoring						
Biggest lead	10 (1 st 7:24)	8 (3 rd 5:52)	1st	2nd	3rd	4th	TOT				
Best Scoring Run	9 (3 rd 6:55)	9 (3 rd 7:57)	UND	27	12	26	26	91			
Lead Changes	6		Fast Breaks	15	14	Time with Lead	23:58	11:59			
Times Tied	6		Bench	18	13	FSU	22	21	22	27	87



Official Basketball Box Score - Final
Pittsburgh at Virginia
 01/20/24 John Paul Jones Arena, Charlottesville
 Virginia vs Pitt Women's Basketball

Game Time: 7:00 PM
 Game Duration: 1:56
 Attendance: 3,817

Officials: Karen Preato, Brandon Entlerne, Rod Creech

Pittsburgh - 56		Record: 7-13 (1-6)										Shooting By Period									
NO. Name	Min	FG	3P																		

2023-24 BOX SCORES



Official Basketball Box Score - Final
Syracuse at Virginia
 02/18/24 John Paul Jones Arena, Charlottesville
 Virginia vs #19 Syracuse Women's Basketball NCVS Day

Game Time: 2:00 PM
 Game Duration: 1:58
 Attendance: 6,619

Officials: Tara Cruise, Karen Prato, Mark Berger

Syracuse - 85		Record: 22-4 (12-3)																	
NO.	Name	Min	FG		3P		FT		Rebounds		Fouls		TP	AS	TO	ST	Blocks		+/-
			M/A	A	M/A	A	M/A	A	OR	DR	PF	FD					BS	BA	
21	Sariah Wilson	F 10:47	0-1	0-0	0-0	0-2	2-2	1-0	1-1	0-0	0-0	0-4	1	1	0	0	0	0	4
22	Kyira Wood	F 24:28	4-7	0-0	1-2	5-1	6-1	1-1	9-2	2-2	0-1	1-3	2	2	0	1	1	-3	
2	Dyaisha Fair	G 40:00	13-23	5-10	2-3	0-4	4-0	7-33	5-3	3-3	0-2	6	5	3	3	0	2	6	
5	Georgia Woolley	G 37:25	7-13	4-6	8-8	0-3	3-1	5-26	5-3	0-0	0-1	9	2	2	0	0	1	9	
25	Alaina Rice	G 38:06	3-7	2-3	2-4	2-7	9-1	3-10	2-2	2-2	0-0	8	2	2	2	0	0	8	
23	Alyssa Latham	22:39	0-2	0-0	2-2	2-3	5-4	4-2	2-2	1-0	1-1	4	2	1	0	1	1	4	
34	Izabel Varejão	16:35	2-2	1-1	0-0	0-3	3-2	1-5	1-2	0-0	0-0	11	1	2	0	0	0	11	
4	Sophie Burrows	10:00	0-1	0-0	0-0	0-2	2-2	2-0	0-1	1-1	1-0	0	1	1	1	0	0	-1	
Team						0	1	1	0	1	0	1							
Totals			29-56	12-20	15-19	9	26	35	13	22	85	19	16	6	2	5	6		

Technical Fouls: NONE

Shooting By Period		
1st	FG%	9-15 60.0%
	3PT%	4-7 57.1%
	FT%	2-2 100%
2nd	FG%	8-15 53.3%
	3PT%	3-5 60.0%
	FT%	2-2 100%
3rd	FG%	6-13 46.2%
	3PT%	4-5 80.0%
	FT%	5-9 55.6%
4th	FG%	6-13 46.2%
	3PT%	1-3 33.3%
	FT%	6-6 100%
GM	FG%	29-56 51.8%
	3PT%	12-20 60.0%
	FT%	15-19 78.9%

Dead Ball Rebounds: 3-0

Virginia - 79		Record: 12-13 (4-10)																	
NO.	Name	Min	FG		3P		FT		Rebounds		Fouls		TP	AS	TO	ST	Blocks		+/-
			M/A	A	M/A	A	M/A	A	OR	DR	PF	FD					BS	BA	
20	Camryn Taylor	F 30:22	9-15	0-0	2-2	6-2	8-3	4-20	2-0	1-0	0-1	0-1	5	3	4	0	0	0	-5
33	Sam Brunelle	F 28:04	3-9	2-7	2-2	0-3	3-1	1-10	5-0	0-0	2-0	4	1	1	0	0	2	0	4
0	Olivia McGhee	G 24:05	1-6	0-3	0-0	1-1	2-1	0-2	2-1	0-1	0-3	1	0	1	0	0	0	-3	
1	Paris Clark	G 27:16	7-11	0-1	2-2	3-4	7-5	16-4	1-1	1-2	0-9	1	1	2	0	0	0	9	
21	Kymora Johnson	G 36:32	5-18	3-9	2-2	0-4	4-3	1-15	10-6	5-0	0-0	0	1	0	0	0	0	0	
12	Edessa Noyan	09:01	2-3	0-0	0-0	2-2	3-1	4-1	1-0	1-1	0-1	0	1	0	0	0	0	-2	
23	Alexia Smith	14:00	0-0	0-0	1-2	1-3	1-1	1-0	2-0	0-0	0-0	0	2	0	0	0	0	-20	
4	Jillian Brown	10:51	1-2	1-1	0-0	0-0	0-0	2-0	3-0	1-0	0-0	0	0	0	0	0	0	0	
34	London Clarkson	12:33	0-3	0-0	2-2	1-0	1-2	2-2	2-1	2-0	0-9	1	1	2	0	0	0	-9	
32	Cady Pauley	07:16	2-3	2-3	0-0	0-0	0-0	1-0	6-1	0-0	0-0	0	0	0	0	0	0	-4	
Team						2	4	0	0	0	0	0							
Totals			30-70	8-24	11-12	15	19	34	22	13	79	27	12	10	5	2	-6		

Technical Fouls: NONE

Shooting By Period		
1st	FG%	3-15 20.0%
	3PT%	1-3 33.3%
	FT%	3-4 75%
2nd	FG%	6-15 40.0%
	3PT%	2-7 28.6%
	FT%	4-4 100%
3rd	FG%	9-19 47.4%
	3PT%	1-4 25.0%
	FT%	4-4 100%
4th	FG%	12-21 57.1%
	3PT%	4-10 40.0%
	FT%	0-0 0%
GM	FG%	30-70 42.9%
	3PT%	8-24 33.3%
	FT%	11-12 91.7%

Dead Ball Rebounds: 0-0

	SYR	UVA
Biggest lead	18 (2 nd 3:14)	0 (1 st 10:00)
Best Scoring Run	8 (1 st 8:07)	9 (3 rd 5:17)
Lead Changes	0	0
Times Tied	0	0
Time with Lead	39:09	00:00

Points from	SYR	UVA
Turnovers	13	17
Paint	22	34
Second Chance	12	12
Fast Breaks	16	10
Bench	7	16

Period by Period Scoring	SYR	UVA
1st	24	21
2nd	21	19
3rd	21	19
4th	19	85
TOT	85	79



Official Basketball Box Score - Final
Miami (FL) at Virginia
 02/22/24 John Paul Jones Arena, Charlottesville
 Virginia vs Miami (FL) Women's Basketball

Game Time: 7:00 PM
 Game Duration: 1:50
 Attendance: 3,968

Officials: Maj Forberg, Jeffrey Smith, Ashley Goodo

Miami (FL) - 60		Record: 16-10 (6-9)																	
NO.	Name	Min	FG		3P		FT		Rebounds		Fouls		TP	AS	TO	ST	Blocks		+/-
			M/A	A	M/A	A	M/A	A	OR	DR	PF	FD					BS	BA	
32	Lazaria Spearman	F 24:25	2-6	0-0	0-0	0-2	3-5	2-2	4-2	3-0	0-1	-6	2	3	0	0	0	1	-6
35	Lataasha Lattimore	F 25:17	5-13	0-0	0-0	5-4	9-3	0-10	2-2	0-1	1-3	-19	2	2	0	1	3	-19	
5	Jaida Patrick	G 38:29	3-10	0-3	2-2	2-3	5-0	1-8	1-1	2-0	0-0	-14	2	2	0	0	0	-14	
21	Ally Stedman	G 10:00	0-0	0-0	0-0	0-1	1-2	1-0	0-0	2-0	0-0	-7	0	0	0	0	0	-7	
30	Shayann Day-Wilson	G 40:00	4-14	1-6	2-2	0-3	3-3	2-11	4-3	1-1	0-1	-17	0	1	1	0	1	-17	
44	Kyla Oldacre	23:05	7-9	0-0	0-0	3-3	6-4	2-14	0-1	1-1	1-2	-6	0	1	1	1	2	-6	
4	Jasmyne Roberts	30:00	4-12	1-6	4-6	1-1	2-2	4-13	3-0	0-1	0-2	-10	0	0	0	0	0	-10	
12	Ja'Leah Williams	07:48	0-1	0-1	0-0	0-0	0-0	0-0	0-0	0-0	0-0	-3	0	0	0	0	0	-3	
13	Lashae Dwyer	00:56	0-1	0-0	0-0	0-0	0-0	0-0	0-0	0-0	0-0	-3	0	0	0	0	0	-3	
Team						4	2	6	0	0	0	0							
Totals			25-66	2-16	8-10	17	20	37	16	12	60	12	13	3	2	10	-17		

Technical Fouls: NONE

Shooting By Period		
1st	FG%	7-16 43.8%
	3PT%	1-4 25.0%
	FT%	0-0 0%
2nd	FG%	8-20 40.0%
	3PT%	1-5 20.0%
	FT%	0-0 0%
3rd	FG%	4-14 28.6%
	3PT%	0-4 0.0%
	FT%	7-8 87.5%
4th	FG%	6-16 37.5%
	3PT%	0-3 0.0%
	GM	25-66 37.9%
	3PT%	2-16 12.5%
	FT%	8-10 80.0%

Dead Ball Rebounds: 1-0

Virginia - 77		Record: 13-13 (5-10)																	
NO.	Name	Min	FG		3P		FT		Rebounds		Fouls		TP	AS	TO	ST	Blocks		+/-
			M/A	A	M/A	A	M/A	A	OR	DR	PF	FD					BS	BA	
20	Camryn Taylor	F 29:44	8-12	0-0	2-4	5-6	11-2	7-18	1-5	3-2	0-14	14	2	2	1	1	3	0	14
33	Sam Brunelle	F 20:49	0-4	0-3	2-2	2-4	6-0	1-2	2-1	1-1	3-0	15	1	1	1	0	0	15	
1	Paris Clark	G 26:11	2-10	1-4	2-4	2-3	5-1	2-7	3-2	0-1	1-18	18	2	3	2	0	1	1	18
21	Kymora Johnson	G 35:58	8-17	5-9	0-0	1-3	4-1	8-21	4-4	3-0	1-12	12	1	1	0	0	1	0	12
23	Alexia Smith	G 35:00	4-6	2-3	2-2	1-2	3-2	1-12	8-0	1-0	0-20	20	1	1	0	0	0	0	
4	Jillian Brown	15:37	4-7	2-3	0-0	0-0	0-0	2-10	2-1	0-1	0-0	-6	0	0	0	0	0	-6	
12	Edessa Noyan	07:51	1-1	1-1	0-0	2-0	2-2	2-3	1-1	0-0	0-4	4	1	1	0	0	0	4	
14	Kaydan Lawson	03:50	0-0	0-0	0-0	0-0	0-0	0-1	0-0	0-0	1-0	5	0	0	0	1	1	5	
34	London Clarkson	17:40	1-3	0-0	2-2	2-2	4-0	2-3	4-0	1-0	1-0	2	1	0	0	0	0	2	
0	Olivia McGhee	03:24	0-1	0-1	0-0	0-1	1-0	0-0	1-0	0-0	0-0	2	1	0	0	0	0	2	
41	Taylor Lauterbach	03:56	0-2	0-1	0-0	0-2	2-0	0-0	0-0	0-0	1-0	-1	0	0	0	0	0	-1	
Team						2	2	4	0	0	0	0							
Totals			28-63	11-25	10-14	17	25	42	12	16	77	22	15	9	10	2	17		

Technical Fouls: NONE

Shooting By Period		
1st	FG%	8-17 47.1%
	3PT%	4-8 50.0%
	FT%	2-2 100%
2nd	FG%	9-15 60.0%
	3PT%	3-4 75%
	FT%	

2023-24 COMBINED STATS



2023-24 Virginia Women's Basketball Combined Team Statistics All games

Page 1/1
as of Feb 23, 2024

Game Records

Record	Overall	Home	Away	Neutral
ALL GAMES	13-13	8-8	4-4	1-1
CONFERENCE	5-10	2-6	3-4	0-0
NON-CONFERENCE	8-3	6-2	1-0	1-1

Score by Periods

Team	1st	2nd	3rd	4th	OT	TOT
Virginia	419	469	488	533	12	1921
Opponents	464	429	457	450	6	1806

Team Box Score

No.	Player	Total			3-Point			F-Throw		Rebounds				Other				PTS	AVG			
		GP-GS	MIN	AVG	FG-FGA	FG%	3FG-3FGA	3FG%	FT-FTA	FT%	OFF	DEF	TOT	AVG	PF	DQ	A			TO	BLK	STL
21	JOHNSON, Kymora	26-26	786:32	30.3	149-357	.417	50-155	.323	51-61	.836	23	95	118	4.5	53	0	141	75	7	48	399	15.3
20	TAYLOR, Camryn	22-20	534:00	24.3	117-244	.480	10-18	.556	76-88	.864	68	72	140	6.4	76	5	12	38	23	17	320	14.5
1	CLARK, Paris	23-20	540:45	23.5	82-202	.406	15-44	.341	41-56	.732	39	64	103	4.5	59	1	42	55	13	32	220	9.6
33	BRUNELLE, Sam	24-15	488:48	20.4	55-150	.367	36-103	.350	17-20	.850	19	62	81	3.4	31	0	22	22	23	12	163	6.8
34	CLARKSON, London	22-14	473:42	21.5	45-100	.450	0-0	.000	56-77	.727	41	51	92	4.2	69	2	16	27	15	19	146	6.6
0	MCGHEE, Olivia	26-8	413:52	15.9	63-160	.394	23-77	.299	20-23	.870	19	38	57	2.2	25	0	11	27	6	15	169	6.5
4	BROWN, Jillian	24-8	432:31	18.0	44-131	.336	8-35	.229	33-39	.846	34	82	116	4.8	42	0	40	33	11	14	129	5.4
5	VAUGHN, Yonta	17-0	323:44	19.0	33-99	.333	14-45	.311	5-9	.556	2	38	40	2.4	16	0	60	27	1	10	85	5.0
23	SMITH, Alexia	26-16	472:41	18.2	37-104	.356	6-22	.273	23-37	.622	26	78	104	4.0	23	0	56	31	3	19	103	4.0
12	NOYAN, Edessa	22-3	298:41	13.6	27-51	.529	4-8	.500	12-16	.750	20	45	65	3.0	48	4	9	20	12	9	70	3.2
32	PAULEY, Cady	17-0	128:44	7.6	17-57	.298	11-46	.239	5-6	.833	4	6	10	0.6	11	0	6	7	2	2	50	2.9
14	LAUTSON, Kaydan	21-0	213:04	10.1	14-43	.326	7-27	.259	13-18	.722	14	33	47	2.2	32	0	8	14	5	11	48	2.3
41	LAUTERBACH, Taylor	18-0	117:56	6.6	5-24	.208	2-8	.250	7-10	.700	10	26	36	2.0	20	0	2	11	8	2	19	1.1
Team											54	51	105					5				
Total		26	5225		688-1722	.400	186-588	.316	359-460	.780	373	741	1114	42.8	505	12	425	392	129	210	1921	73.9
Opponents		26	5225		637-1621	.393	168-559	.301	364-507	.718	298	695	993	38.2	438	7	381	393	95	194	1806	69.5

Team Statistics

	UVA	OPP
Scoring	1921	1806
Points per game	73.9	69.5
Scoring margin	+4.4	-
Field goals-att	688-1722	637-1621
Field goal pct	.400	.393
3 point fg-att	186-588	168-559
3-point FG pct	.316	.301
3-pt FG made per game	7.2	6.5
Free throws-att	359-460	364-507
Free throw pct	.780	.718
F-Throws made per game	13.8	14.0
Rebounds	1114	993
Rebounds per game	42.8	38.2
Rebounding margin	+4.7	-
Assists	425	381
Assists per game	16.3	14.7
Turnovers	392	393
Turnovers per game	15.1	15.1
Turnover margin	+0.0	-
Assist/turnover ratio	1.1	1.0
Steals	210	194
Steals per game	8.1	7.5
Blocks	129	95
Blocks per game	5.0	3.7
Winning streak	1	-
Home win streak	1	-
Attendance	69875	24666
Home games-Avg/Game	16-4367	8-3083
Neutral site-Avg/Game	-	2-975

Team Results

Date	Opponent	Score	Att.
11/08/2023	UMES	W 76-52	3797
11/12/2023	Campbell	W 74-49	3965
11/15/2023	William & Mary	W 80-51	3588
11/19/2023	Oklahoma	L 67-82	4198
11/24/2023	vs Tulane	W 81-59	300
11/25/2023	vs LSU	L 73-76	1650
11/30/2023	Missouri	Wot 87-81	3701
12/03/2023	at La Salle	W 94-73	387
12/06/2023	Rider	W 78-51	3676
12/16/2023	Wofford	L 70-71	3955
12/21/2023	Fordham	W 82-56	4208
12/31/2023	NC State	L 61-72	4541
01/04/2024	at Georgia Tech	L 60-63	1237
01/07/2024	Duke	L 56-60	5041
01/11/2024	at NC State	L 66-93	5500
01/14/2024	at North Carolina	L 68-81	4579
01/18/2024	Notre Dame	L 76-86	4152
01/21/2024	at Florida St.	W 91-87	2081
01/25/2024	Pittsburgh	L 52-56	3817
01/28/2024	North Carolina	W 81-66	5690
02/01/2024	at Virginia Tech	L 63-76	8925
02/04/2024	Clemson	L 69-75	4959
02/08/2024	at Boston College	W 73-66	756
02/11/2024	at Wake Forest	W 87-79	1201
02/18/2024	Syracuse	L 79-85	6619
02/22/2024	Miami (FL)	W 77-60	3968

2023-24 TEAM STATS



2023-24 Virginia Women's Basketball Overall Team Statistics All games

Page 1/1
as of Feb 23, 2024

Team Statistics

	UVA	OPP
Scoring	1921	1806
Points per game	73.9	69.5
Scoring margin	+4.4	-
Field goals-att	688-1722	637-1621
Field goal pct	.400	.393
3 point fg-att	186-588	168-559
3-point FG pct	.316	.301
3-pt FG made per game	7.2	6.5
Free throws-att	359-460	364-507
Free throw pct	.780	.718
F-Throws made per game	13.8	14.0
Rebounds	1114	993
Rebounds per game	42.8	38.2
Rebounding margin	+4.7	-
Assists	425	381
Assists per game	16.3	14.7
Turnovers	392	393
Turnovers per game	15.1	15.1
Turnover margin	+0.0	-
Assist/turnover ratio	1.1	1.0
Steals	210	194
Steals per game	8.1	7.5
Blocks	129	95
Blocks per game	5.0	3.7
Winning streak	1	-
Home win streak	1	-
Attendance	69875	24666
Home games-Avg/Game	16-4367	8-3083
Neutral site-Avg/Game	-	2-975

Score by Periods

Team	1st	2nd	3rd	4th	OT	TOT
Virginia	419	469	488	533	12	1921
Opponents	464	429	457	450	6	1806

2023-24 ACC-ONLY STATS



2023-24 Virginia Women's Basketball Combined Team Statistics In Conference games

Page 1/1
as of Feb 23, 2024

Game Records

Record	Overall	Home	Away	Neutral
ALL GAMES	5-10	2-6	3-4	0-0
CONFERENCE	5-10	2-6	3-4	0-0
NON-CONFERENCE	0-0	0-0	0-0	0-0

Score by Periods

Team	1st	2nd	3rd	4th	OT	TOT
Virginia	234	263	255	307	0	1059
Opponents	288	258	303	256	0	1105

Team Box Score

No.	Player	GP-GS			Total		3-Point		F-Throw		Rebounds				Other				PTS	AVG			
		GP	GS	MIN	AVG	FG-FGA	FG%	3FG-3FGA	3FG%	FT-FTA	FT%	OFF	DEF	TOT	AVG	PF	DQ	A			TO	BLK	STL
21	JOHNSON, Kymora	15	15	494:27	33.0	96-232	.414	34-96	.354	40-44	.909	17	63	80	5.3	34	0	81	52	2	29	266	17.7
20	TAYLOR, Camryn	11	10	258:51	23.5	63-125	.504	10-15	.667	28-35	.800	29	40	69	6.3	42	5	4	18	10	7	164	14.9
1	CLARK, Paris	15	14	385:52	25.7	50-131	.382	9-24	.375	30-45	.667	27	46	73	4.9	44	1	32	42	10	24	139	9.3
33	BRUNELLE, Sam	15	9	316:56	21.1	31-86	.360	19-60	.317	14-15	.933	9	41	50	3.3	22	0	17	15	17	7	95	6.3
0	MCGHEE, Olivia	15	7	246:41	16.4	35-86	.407	13-41	.317	10-12	.833	11	19	30	2.0	16	0	8	16	3	7	93	6.2
34	CLARKSON, London	13	9	260:40	20.1	21-55	.382	0-0	.000	24-39	.615	16	33	49	3.8	45	2	7	19	9	7	66	5.1
5	VAUGHN, Yonta	8	0	140:21	17.5	15-51	.294	5-20	.250	5-6	.833	0	15	15	1.9	9	0	22	14	0	4	40	5.0
12	NOYAN, Edessa	13	2	211:15	16.2	20-32	.625	2-5	.400	10-12	.833	10	24	34	2.6	36	4	6	11	8	5	52	4.0
4	BROWN, Jillian	13	3	216:47	16.7	18-50	.360	6-12	.500	7-8	.875	13	30	43	3.3	25	0	16	17	5	3	49	3.8
23	SMITH, Alexia	15	6	226:56	15.1	11-41	.268	3-9	.333	16-26	.615	10	40	50	3.3	16	0	39	19	1	4	41	2.7
32	PAULEY, Cady	8	0	51:22	6.4	7-19	.368	6-16	.375	0-0	.000	1	0	1	0.1	4	0	1	3	1	0	20	2.5
14	LAWSON, Kaydan	14	0	125:02	8.9	4-18	.222	2-12	.167	12-14	.857	7	16	23	1.6	21	0	2	8	5	7	22	1.6
41	LAUTERBACH, Taylor	11	0	64:51	5.9	3-15	.200	2-5	.400	4-6	.667	5	12	17	1.5	10	0	1	4	5	0	12	1.1
Team												27	30	57						2			
Total		15		3000		374-941	.397	111-315	.352	200-262	.763	182	409	591	39.4	324	12	236	240	76	104	1059	70.6
Opponents		15		3000		383-936	.409	87-295	.295	252-347	.726	176	405	581	38.7	253	4	229	193	58	117	1105	73.7

Team Statistics

	UVA	OPP
Scoring	1059	1105
Points per game	70.6	73.7
Scoring margin	-3.1	-
Field goals-att	374-941	383-936
Field goal pct	.397	.409
3 point fg-att	111-315	87-295
3-point FG pct	.352	.295
3-pt FG made per game	7.4	5.8
Free throws-att	200-262	252-347
Free throw pct	.763	.726
F-Throws made per game	13.3	16.8
Rebounds	591	581
Rebounds per game	39.4	38.7
Rebounding margin	+0.7	-
Assists	236	229
Assists per game	15.7	15.3
Turnovers	240	193
Turnovers per game	16.0	12.9
Turnover margin	-3.1	-
Assist/turnover ratio	1.0	1.2
Steals	104	117
Steals per game	6.9	7.8
Blocks	76	58
Blocks per game	5.1	3.9
Winning streak	1	-
Home win streak	1	-
Attendance	38787	24279
Home games-Avg/Game	8-4848	7-3468
Neutral site-Avg/Game	-	0-0

Team Results

Date	Opponent		Score	Att.
12/31/2023	NC State	L	61-72	4541
01/04/2024	at Georgia Tech	L	60-63	1237
01/07/2024	Duke	L	56-60	5041
01/11/2024	at NC State	L	66-93	5500
01/14/2024	at North Carolina	L	68-81	4579
01/18/2024	Notre Dame	L	76-86	4152
01/21/2024	at Florida St.	W	91-87	2081
01/25/2024	Pittsburgh	L	52-56	3817
01/28/2024	North Carolina	W	81-66	5690
02/01/2024	at Virginia Tech	L	63-76	8925
02/04/2024	Clemson	L	69-75	4959
02/08/2024	at Boston College	W	73-66	756
02/11/2024	at Wake Forest	W	87-79	1201
02/18/2024	Syracuse	L	79-85	6619
02/22/2024	Miami (FL)	W	77-60	3968

2023-24 CATEGORY LEADERS



2023-24 Virginia Women's Basketball Category Leaders All games

Page 1/3
as of Feb 23, 2024

Points

##	Player	G	Pts	Pts/G
21	Johnson, Kymora	26	399	15.3
20	Taylor, Camryn	22	320	14.5
1	Clark, Paris	23	220	9.6
0	McGhee, Olivia	26	169	6.5
33	Brunelle, Sam	24	163	6.8
34	Clarkson, London	22	146	6.6
4	Brown, Jillian	24	129	5.4
23	Smith, Alexia	26	103	4.0
5	Vaughn, Yonta	17	85	5.0
12	Noyan, Edessa	22	70	3.2
32	Pauley, Cady	17	50	2.9
14	Lawson, Kaydan	21	48	2.3
41	Lauterbach, Taylor	18	19	1.1

Scoring Average

##	Player	G	Pts	Pts/G
21	Johnson, Kymora	26	399	15.3
20	Taylor, Camryn	22	320	14.5
1	Clark, Paris	23	220	9.6
33	Brunelle, Sam	24	163	6.8
34	Clarkson, London	22	146	6.6
0	McGhee, Olivia	26	169	6.5
4	Brown, Jillian	24	129	5.4
5	Vaughn, Yonta	17	85	5.0
23	Smith, Alexia	26	103	4.0
12	Noyan, Edessa	22	70	3.2
32	Pauley, Cady	17	50	2.9
14	Lawson, Kaydan	21	48	2.3
41	Lauterbach, Taylor	18	19	1.1

Field Goal Percentage

##	Player	FG	Att	Pct
12	Noyan, Edessa	27	51	.529
20	Taylor, Camryn	117	244	.480
34	Clarkson, London	45	100	.450
21	Johnson, Kymora	149	357	.417
1	Clark, Paris	82	202	.406
0	McGhee, Olivia	63	160	.394
33	Brunelle, Sam	55	150	.367
23	Smith, Alexia	37	104	.356
4	Brown, Jillian	44	131	.336
5	Vaughn, Yonta	33	99	.333
14	Lawson, Kaydan	14	43	.326
32	Pauley, Cady	17	57	.298
41	Lauterbach, Taylor	5	24	.208

Field Goal Attempts

##	Player	G	Att	Att/G
21	Johnson, Kymora	26	357	13.7
20	Taylor, Camryn	22	244	11.1
1	Clark, Paris	23	202	8.8
0	McGhee, Olivia	26	160	6.2
33	Brunelle, Sam	24	150	6.3

Field Goals Made

##	Player	G	Made	Made/G
21	Johnson, Kymora	26	149	5.7
20	Taylor, Camryn	22	117	5.3
1	Clark, Paris	23	82	3.6
0	McGhee, Olivia	26	63	2.4
33	Brunelle, Sam	24	55	2.3

2023-24 CATEGORY LEADERS



2023-24 Virginia Women's Basketball Category Leaders All games

Page 2/3
as of Feb 23, 2024

3-Point FG Percentage

##	Player	3FG	Att	Pct
20	Taylor, Camryn	10	18	.556
12	Noyan, Edessa	4	8	.500
33	Brunelle, Sam	36	103	.350
1	Clark, Paris	15	44	.341
21	Johnson, Kymora	50	155	.323
5	Vaughn, Yonta	14	45	.311
0	McGhee, Olivia	23	77	.299
23	Smith, Alexia	6	22	.273
14	Lawson, Kaydan	7	27	.259
41	Lauterbach, Taylor	2	8	.250
32	Pauley, Cady	11	46	.239
4	Brown, Jillian	8	35	.229

3-Point FG Attempts

##	Player	G	Att	Att/G
21	Johnson, Kymora	26	155	6.0
33	Brunelle, Sam	24	103	4.3
0	McGhee, Olivia	26	77	3.0
32	Pauley, Cady	17	46	2.7
5	Vaughn, Yonta	17	45	2.6

3-Point FG Made

##	Player	G	Made	Made/G
21	Johnson, Kymora	26	50	1.9
33	Brunelle, Sam	24	36	1.5
0	McGhee, Olivia	26	23	0.9
1	Clark, Paris	23	15	0.7
5	Vaughn, Yonta	17	14	0.8

Free Throw Percentage

##	Player	Made	Att	Pct
0	McGhee, Olivia	20	23	.870
20	Taylor, Camryn	76	88	.864
33	Brunelle, Sam	17	20	.850
4	Brown, Jillian	33	39	.846
21	Johnson, Kymora	51	61	.836
32	Pauley, Cady	5	6	.833
12	Noyan, Edessa	12	16	.750
1	Clark, Paris	41	56	.732
34	Clarkson, London	56	77	.727
14	Lawson, Kaydan	13	18	.722
41	Lauterbach, Taylor	7	10	.700
23	Smith, Alexia	23	37	.622
5	Vaughn, Yonta	5	9	.556

Free Throw Attempts

##	Player	G	Att	Att/G
20	Taylor, Camryn	22	88	4.0
34	Clarkson, London	22	77	3.5
21	Johnson, Kymora	26	61	2.3
1	Clark, Paris	23	56	2.4
4	Brown, Jillian	24	39	1.6

Free Throws Made

##	Player	G	Made	Made/G
20	Taylor, Camryn	22	76	3.5
34	Clarkson, London	22	56	2.5
21	Johnson, Kymora	26	51	2.0
1	Clark, Paris	23	41	1.8
4	Brown, Jillian	24	33	1.4

Rebounds

##	Player	G	Reb	Reb/G
20	Taylor, Camryn	22	140	6.4
21	Johnson, Kymora	26	118	4.5
4	Brown, Jillian	24	116	4.8
23	Smith, Alexia	26	104	4.0
1	Clark, Paris	23	103	4.5

Assists

##	Player	G	Ast	Ast/G
21	Johnson, Kymora	26	141	5.4
5	Vaughn, Yonta	17	60	3.5
23	Smith, Alexia	26	56	2.2
1	Clark, Paris	23	42	1.8
4	Brown, Jillian	24	40	1.7

Rebounds Average

##	Player	G	Reb	Reb/G
20	Taylor, Camryn	22	140	6.4
4	Brown, Jillian	24	116	4.8
21	Johnson, Kymora	26	118	4.5
1	Clark, Paris	23	103	4.5
34	Clarkson, London	22	92	4.2

Steals

##	Player	G	Stl	Stl/G
21	Johnson, Kymora	26	48	1.8
1	Clark, Paris	23	32	1.4
34	Clarkson, London	22	19	0.9
23	Smith, Alexia	26	19	0.7
20	Taylor, Camryn	22	17	0.8

2023-24 CATEGORY LEADERS



2023-24 Virginia Women's Basketball Category Leaders All games

Page 3/3
as of Feb 23, 2024

Offensive Rebounds

##	Player	G	OReb	OReb/G
20	Taylor, Camryn	22	68	3.1
34	Clarkson, London	22	41	1.9
1	Clark, Paris	23	39	1.7
4	Brown, Jillian	24	34	1.4
23	Smith, Alexia	26	26	1.0

Blocked Shots

##	Player	G	Blk	Blk/G
20	Taylor, Camryn	22	23	1.0
33	Brunelle, Sam	24	23	1.0
34	Clarkson, London	22	15	0.7
1	Clark, Paris	23	13	0.6
12	Noyan, Edessa	22	12	0.5

Defensive Rebounds

##	Player	G	DReb	DReb/G
21	Johnson, Kymora	26	95	3.7
4	Brown, Jillian	24	82	3.4
23	Smith, Alexia	26	78	3.0
20	Taylor, Camryn	22	72	3.3
1	Clark, Paris	23	64	2.8

Minutes

##	Player	G	Min	Min/G
21	Johnson, Kymora	26	787	30:15
1	Clark, Paris	23	541	23:31
20	Taylor, Camryn	22	534	24:16
33	Brunelle, Sam	24	489	20:22
34	Clarkson, London	22	474	21:32

Fouls

##	Player	G	PF	PF/G
20	Taylor, Camryn	22	76	3.5
34	Clarkson, London	22	69	3.1
1	Clark, Paris	23	59	2.6
21	Johnson, Kymora	26	53	2.0
12	Noyan, Edessa	22	48	2.2

Turnovers

##	Player	G	TO	TO/G
21	Johnson, Kymora	26	75	2.9
1	Clark, Paris	23	55	2.4
20	Taylor, Camryn	22	38	1.7
4	Brown, Jillian	24	33	1.4
23	Smith, Alexia	26	31	1.2

Foul Outs

##	Player	G	FO
20	Taylor, Camryn	22	5
12	Noyan, Edessa	22	4
34	Clarkson, London	22	2
1	Clark, Paris	23	1

2023-24 RESULTS/LEADERS



2023-24 Virginia Women's Basketball Season Schedule/Results & Leaders All games

Page 1/2
as of Feb 23, 2024

Game Records

Record	Overall	Home	Away	Neutral
ALL GAMES	13-13	8-8	4-4	1-1
CONFERENCE	5-10	2-6	3-4	0-0
NON-CONFERENCE	8-3	6-2	1-0	1-1

Team Results

Date	Opponent		Score	Att.	High Points	High Rebounds
11/08/2023	UMES	W	76-52	3797	(22) TAYLOR, Camryn	(13) BROWN, Jillian
11/12/2023	Campbell	W	74-49	3965	(16) TAYLOR, Camryn	(8) NOYAN, Edessa
11/15/2023	William & Mary	W	80-51	3588	(17) BROWN, Jillian	(7) TAYLOR, Camryn
						(7) BROWN, Jillian
11/19/2023	Oklahoma	L	67-82	4198	(17) TAYLOR, Camryn	(9) BROWN, Jillian
11/24/2023	vs Tulane	W	81-59	300	(14) VAUGHN, Yonta	(6) MCGHEE, Olivia
11/25/2023	vs LSU	L	73-76	1650	(19) CLARK, Paris	(7) BROWN, Jillian
						(7) CLARK, Paris
11/30/2023	Missouri	Wot	87-81	3701	(26) TAYLOR, Camryn	(13) SMITH, Alexia
12/03/2023	at La Salle	W	94-73	387	(17) JOHNSON, Kymora	(8) BROWN, Jillian
12/06/2023	Rider	W	78-51	3676	(18) TAYLOR, Camryn	(13) TAYLOR, Camryn
12/16/2023	Wofford	L	70-71	3955	(14) CLARK, Paris	(9) CLARKSON, London
						(14) MCGHEE, Olivia
12/21/2023	Fordham	W	82-56	4208	(26) JOHNSON, Kymora	(8) TAYLOR, Camryn
12/31/2023	NC State	L	61-72	4541	(17) TAYLOR, Camryn	(15) TAYLOR, Camryn
01/04/2024	at Georgia Tech	L	60-63	1237	(19) TAYLOR, Camryn	(12) CLARK, Paris
01/07/2024	Duke	L	56-60	5041	(17) TAYLOR, Camryn	(8) JOHNSON, Kymora
01/11/2024	at NC State	L	66-93	5500	(22) TAYLOR, Camryn	(9) SMITH, Alexia
01/14/2024	at North Carolina	L	68-81	4579	(16) TAYLOR, Camryn	(7) TAYLOR, Camryn
						(7) CLARKSON, London
01/18/2024	Notre Dame	L	76-86	4152	(16) CLARK, Paris	(8) JOHNSON, Kymora
						(16) JOHNSON, Kymora
01/21/2024	at Florida St.	W	91-87	2081	(35) JOHNSON, Kymora	(10) TAYLOR, Camryn
01/25/2024	Pittsburgh	L	52-56	3817	(17) JOHNSON, Kymora	(8) SMITH, Alexia
01/28/2024	North Carolina	W	81-66	5690	(25) JOHNSON, Kymora	(7) BRUNELLE, Sam
02/01/2024	at Virginia Tech	L	63-76	8925	(22) JOHNSON, Kymora	(8) CLARK, Paris
02/04/2024	Clemson	L	69-75	4959	(24) BRUNELLE, Sam	(7) CLARK, Paris
						(24) JOHNSON, Kymora
02/08/2024	at Boston College	W	73-66	756	(16) VAUGHN, Yonta	(9) NOYAN, Edessa
02/11/2024	at Wake Forest	W	87-79	1201	(23) JOHNSON, Kymora	(6) BRUNELLE, Sam
						(6) JOHNSON, Kymora
02/18/2024	Syracuse	L	79-85	6619	(20) TAYLOR, Camryn	(8) TAYLOR, Camryn
02/22/2024	Miami (FL)	W	77-60	3968	(21) JOHNSON, Kymora	(11) TAYLOR, Camryn

Attendance Summary

	Games	Attend	Avg/Game
Home	16	69875	4367
Away	8	24666	3083
Neutral	2	1950	975

2023-24 VIRGINIA GAME HIGHS



2023-24 Virginia Women's Basketball Opponents Game-by-Game All games

Page 1/1
as of Feb 23, 2024

Opponent	Date	Score	W	Total		3-Pointers		Free throws		Rebounds											
				FG-FGA	PCT	3FG-3FGA	PCT	FT-FTA	PCT	OFF	DEF	TOT	AVG	PF	A	TO	BLK	STL	PTS	AVG	
UMES	11/08/2023	76-52	W	20-71	.282	5-21	.238	7-10	.700	13	26	39	39.0	19	7	14	5	5	52	52.0	
Campbell	11/12/2023	74-49	W	18-58	.310	7-27	.259	6-16	.375	15	25	40	39.5	21	13	21	7	5	49	50.5	
William & Mary	11/15/2023	80-51	W	18-67	.269	3-19	.158	12-16	.750	13	25	38	39.0	19	10	14	3	4	51	50.7	
Oklahoma	11/19/2023	67-82	L	30-62	.484	13-30	.433	9-12	.750	8	41	49	41.5	17	22	24	7	6	82	58.5	
vs Tulane	11/24/2023	81-59	W	18-58	.310	6-23	.261	17-24	.708	14	29	43	41.8	10	9	19	4	10	59	58.6	
vs LSU	11/25/2023	73-76	L	27-67	.403	2-8	.250	20-24	.833	18	29	47	42.7	17	16	16	2	4	76	61.5	
Missouri	11/30/2023	87-81	W	27-60	.450	9-25	.360	18-26	.692	9	32	41	42.4	20	15	18	4	6	81	64.3	
at La Salle	12/03/2023	94-73	W	27-68	.397	10-34	.294	9-13	.692	12	22	34	41.4	21	13	20	3	6	73	65.4	
Rider	12/06/2023	78-51	W	22-52	.423	4-21	.190	3-6	.500	3	19	22	39.2	15	16	16	1	8	51	63.8	
Wofford	12/16/2023	70-71	L	27-58	.466	11-26	.423	6-7	.857	5	22	27	38.0	17	16	18	1	11	71	64.5	
Fordham	12/21/2023	82-56	W	20-64	.313	11-30	.367	5-6	.833	12	20	32	37.5	9	15	20	0	12	56	63.7	
NC State	12/31/2023	61-72	L	25-70	.357	5-19	.263	17-19	.895	13	43	56	39.0	15	14	11	4	6	72	64.4	
at Georgia Tech	01/04/2024	60-63	L	19-59	.322	4-18	.222	21-33	.636	15	27	42	39.2	17	10	16	2	9	63	64.3	
Duke	01/07/2024	56-60	L	22-55	.400	2-18	.111	14-25	.560	12	29	41	39.4	23	11	14	9	7	60	64.0	
at NC State	01/11/2024	66-93	L	32-66	.485	10-23	.435	19-23	.826	5	35	40	39.4	12	19	11	7	9	93	65.9	
at North Carolina	01/14/2024	68-81	L	28-62	.452	7-17	.412	18-26	.692	8	36	44	39.7	20	20	9	6	6	81	66.9	
Notre Dame	01/18/2024	76-86	L	25-56	.446	3-14	.214	33-44	.750	10	25	35	39.4	21	16	15	5	13	86	68.0	
at Florida St.	01/21/2024	91-87	W	30-76	.395	5-26	.192	22-29	.759	10	20	30	38.9	16	13	3	1	7	87	69.1	
Pittsburgh	01/25/2024	52-56	L	23-63	.365	4-19	.211	6-10	.600	11	30	41	39.0	15	15	20	2	11	56	68.4	
North Carolina	01/28/2024	81-66	W	24-56	.429	6-16	.375	12-19	.632	8	22	30	38.6	23	17	17	4	6	66	68.3	
at Virginia Tech	02/01/2024	63-76	L	31-72	.431	7-30	.233	7-8	.875	17	30	47	39.0	15	20	6	7	3	76	68.6	
Clemson	02/04/2024	69-75	L	25-53	.472	6-16	.375	19-28	.679	15	26	41	39.0	13	15	14	4	7	75	68.9	
at Boston College	02/08/2024	73-66	W	20-64	.313	4-12	.333	22-28	.786	14	19	33	38.8	15	15	15	3	15	66	68.8	
at Wake Forest	02/11/2024	87-79	W	25-62	.403	10-31	.323	19-26	.731	12	17	29	38.4	19	13	13	0	9	79	69.2	
Syracuse	02/18/2024	79-85	L	29-56	.518	12-20	.600	15-19	.789	9	26	35	38.2	13	19	16	2	6	85	69.8	
Miami (FL)	02/22/2024	77-60	W	25-66	.379	2-16	.125	8-10	.800	17	20	37	38.2	16	12	13	2	3	60	69.5	
Total		1806		637-1621	.393	168-559	.301	364-507	.718	298	695	993	38.2	438	381	393	95	194	1806	69.5	
Virginia		1921		688-1722	.400	186-588	.316	359-460	.780	373	741	1114	42.8	505	425	392	129	210	1921	73.9	

Opponents Averages

Games Played	Points/game	FG Pct	3FG Pct	FT Pct	Rebounds/game	Assists/game	Turnovers/game	Assist/Turnover ratio	Steals/game	Blocks/game
26	69.5	39.3	30.1	71.8	38.2	14.7	15.1	1.0	7.5	3.7

2023-24 OPPONENT GAME HIGHS



2023-24 Virginia Women's Basketball Team High/Low Analysis All games

Page 1/4
as of Feb 23, 2024

Virginia - Game Highs

POINTS	94		at La Salle (12/03/2023)
	91		at Florida St. (01/21/2024)
	87		at Wake Forest (02/11/2024)
	87		Missouri (11/30/2023)
	82		Fordham (12/21/2023)
FIELD GOALS MADE	36		at Florida St. (01/21/2024)
	33		at La Salle (12/03/2023)
FIELD GOAL ATTEMPTS	83		Oklahoma (11/19/2023)
	82		at NC State (01/11/2024)
FIELD GOAL PERCENTAGE	.537	(36-67)	at Florida St. (01/21/2024)
	.534	(31-58)	at Wake Forest (02/11/2024)
	.534	(31-58)	Fordham (12/21/2023)
3 PT FG MADE	15		vs Tulane (N) (11/24/2023)
	13		at Wake Forest (02/11/2024)
3 PT FG ATTEMPTS	35		vs Tulane (N) (11/24/2023)
	31		vs LSU (N) (11/25/2023)
	31		UMES (11/08/2023)
3 PT FG PERCENTAGE	.579	(11-19)	North Carolina (01/28/2024)
	.545	(12-22)	Fordham (12/21/2023)
FREE THROWS MADE	23		at La Salle (12/03/2023)
	22		North Carolina (01/28/2024)
	22		Duke (01/07/2024)
FREE THROW ATTEMPTS	28		North Carolina (01/28/2024)
	26		Duke (01/07/2024)
FREE THROW PERCENTAGE	.944	(17-18)	Notre Dame (01/18/2024)
	.920	(23-25)	at La Salle (12/03/2023)
REBOUNDS	60		Rider (12/06/2023)
	60		UMES (11/08/2023)
ASSISTS	27		Syracuse (02/18/2024)
	22		Miami (FL) (02/22/2024)
	22		Clemson (02/04/2024)
	22		at La Salle (12/03/2023)
STEALS	14		Oklahoma (11/19/2023)
	13		vs Tulane (N) (11/24/2023)
BLOCKED SHOTS	10		Miami (FL) (02/22/2024)
	8		at Georgia Tech (01/04/2024)
	8		NC State (12/31/2023)
	8		William & Mary (11/15/2023)
	8		UMES (11/08/2023)
TURNOVERS	24		at Boston College (02/08/2024)
	23		Notre Dame (01/18/2024)
FOULS	35		Notre Dame (01/18/2024)
	25		Clemson (02/04/2024)
	25		at North Carolina (01/14/2024)
	25		Duke (01/07/2024)

2023-24 VIRGINIA GAME LOWS



2023-24 Virginia Women's Basketball Team High/Low Analysis All games

Page 2/4
as of Feb 23, 2024

Opponent - Game Highs

POINTS	93		at NC State (01/11/2024)
	87		at Florida St. (01/21/2024)
	86		Notre Dame (01/18/2024)
	85		Syracuse (02/18/2024)
	82		Oklahoma (11/19/2023)
FIELD GOALS MADE	32		at NC State (01/11/2024)
	31		at Virginia Tech (02/01/2024)
FIELD GOAL ATTEMPTS	76		at Florida St. (01/21/2024)
	72		at Virginia Tech (02/01/2024)
FIELD GOAL PERCENTAGE	.518	(29-56)	Syracuse (02/18/2024)
	.485	(32-66)	at NC State (01/11/2024)
3 PT FG MADE	13		Oklahoma (11/19/2023)
	12		Syracuse (02/18/2024)
3 PT FG ATTEMPTS	34		at La Salle (12/03/2023)
	31		at Wake Forest (02/11/2024)
3 PT FG PERCENTAGE	.600	(12-20)	Syracuse (02/18/2024)
	.435	(10-23)	at NC State (01/11/2024)
FREE THROWS MADE	33		Notre Dame (01/18/2024)
	22		at Boston College (02/08/2024)
	22		at Florida St. (01/21/2024)
FREE THROW ATTEMPTS	44		Notre Dame (01/18/2024)
	33		at Georgia Tech (01/04/2024)
FREE THROW PERCENTAGE	.895	(17-19)	NC State (12/31/2023)
	.875	(7-8)	at Virginia Tech (02/01/2024)
REBOUNDS	56		NC State (12/31/2023)
	49		Oklahoma (11/19/2023)
ASSISTS	22		Oklahoma (11/19/2023)
	20		at Virginia Tech (02/01/2024)
	20		at North Carolina (01/14/2024)
STEALS	15		at Boston College (02/08/2024)
	13		Notre Dame (01/18/2024)
BLOCKED SHOTS	9		Duke (01/07/2024)
	7		at Virginia Tech (02/01/2024)
	7		at NC State (01/11/2024)
	7		Oklahoma (11/19/2023)
	7		Campbell (11/12/2023)
TURNOVERS	24		Oklahoma (11/19/2023)
	21		Campbell (11/12/2023)
FOULS	23		North Carolina (01/28/2024)
	23		Duke (01/07/2024)

2023-24 OPPONENT GAME LOWS



2023-24 Virginia Women's Basketball Team High/Low Analysis All games

Page 3/4
as of Feb 23, 2024

Virginia - Game Lows

POINTS	52		Pittsburgh (01/25/2024)
	56		Duke (01/07/2024)
	60		at Georgia Tech (01/04/2024)
	61		NC State (12/31/2023)
	63		at Virginia Tech (02/01/2024)
FIELD GOALS MADE	16		Duke (01/07/2024)
	17		Pittsburgh (01/25/2024)
FIELD GOAL ATTEMPTS	50		North Carolina (01/28/2024)
	54		Duke (01/07/2024)
FIELD GOAL PERCENTAGE	.278	(20-72)	NC State (12/31/2023)
	.283	(17-60)	Pittsburgh (01/25/2024)
3 PT FG MADE	1		at Georgia Tech (01/04/2024)
	1		Oklahoma (11/19/2023)
3 PT FG ATTEMPTS	10		Duke (01/07/2024)
	13		at Boston College (02/08/2024)
3 PT FG PERCENTAGE	.043	(1-23)	Oklahoma (11/19/2023)
	.063	(1-16)	at Georgia Tech (01/04/2024)
FREE THROWS MADE	5		Clemson (02/04/2024)
	6		at NC State (01/11/2024)
	6		vs Tulane (N) (11/24/2023)
FREE THROW ATTEMPTS	7		vs Tulane (N) (11/24/2023)
	8		at NC State (01/11/2024)
FREE THROW PERCENTAGE	.556	(5-9)	Clemson (02/04/2024)
	.632	(12-19)	NC State (12/31/2023)
REBOUNDS	30		Clemson (02/04/2024)
	31		at Virginia Tech (02/01/2024)
ASSISTS	6		at Virginia Tech (02/01/2024)
	11		Duke (01/07/2024)
STEALS	3		at Florida St. (01/21/2024)
	4		Clemson (02/04/2024)
	4		at Virginia Tech (02/01/2024)
BLOCKED SHOTS	0		at North Carolina (01/14/2024)
	1		at Virginia Tech (02/01/2024)
TURNOVERS	9		at Virginia Tech (02/01/2024)
	10		Rider (12/06/2023)
	10		Missouri (11/30/2023)
FOULS	9		Fordham (12/21/2023)
	11		Rider (12/06/2023)

2023-24 VIRGINIA INDIVIDUAL GAME HIGHS



2023-24 Virginia Women's Basketball Team High/Low Analysis All games

Page 4/4
as of Feb 23, 2024

Opponent - Game Lows

POINTS	49		Campbell (11/12/2023)
	51		Rider (12/06/2023)
	51		William & Mary (11/15/2023)
	52		UMES (11/08/2023)
	56		Pittsburgh (01/25/2024)
	56		Fordham (12/21/2023)
FIELD GOALS MADE	18		vs Tulane (N) (11/24/2023)
	18		William & Mary (11/15/2023)
	18		Campbell (11/12/2023)
FIELD GOAL ATTEMPTS	52		Rider (12/06/2023)
	53		Clemson (02/04/2024)
FIELD GOAL PERCENTAGE	.269	(18-67)	William & Mary (11/15/2023)
	.282	(20-71)	UMES (11/08/2023)
3 PT FG MADE	2		Miami (FL) (02/22/2024)
	2		Duke (01/07/2024)
	2		vs LSU (N) (11/25/2023)
3 PT FG ATTEMPTS	8		vs LSU (N) (11/25/2023)
	12		at Boston College (02/08/2024)
3 PT FG PERCENTAGE	.111	(2-18)	Duke (01/07/2024)
	.125	(2-16)	Miami (FL) (02/22/2024)
FREE THROWS MADE	3		Rider (12/06/2023)
	5		Fordham (12/21/2023)
FREE THROW ATTEMPTS	6		Fordham (12/21/2023)
	6		Rider (12/06/2023)
FREE THROW PERCENTAGE	.375	(6-16)	Campbell (11/12/2023)
	.500	(3-6)	Rider (12/06/2023)
REBOUNDS	22		Rider (12/06/2023)
	27		Wofford (12/16/2023)
ASSISTS	7		UMES (11/08/2023)
	9		vs Tulane (N) (11/24/2023)
STEALS	3		Miami (FL) (02/22/2024)
	3		at Virginia Tech (02/01/2024)
BLOCKED SHOTS	0		at Wake Forest (02/11/2024)
	0		Fordham (12/21/2023)
TURNOVERS	3		at Florida St. (01/21/2024)
	6		at Virginia Tech (02/01/2024)
FOULS	9		Fordham (12/21/2023)
	10		vs Tulane (N) (11/24/2023)

2023-24 OPPONENT INDIVIDUAL GAME HIGHS



2023-24 Virginia Women's Basketball Player Highs Analysis All games

Page 1/4
as of Feb 23, 2024

Virginia - Individual Game Highs

POINTS	35		Kymora Johnson at Florida St. (01/21/2024)
	26		Kymora Johnson vs Fordham (12/21/2023)
	26		Camryn Taylor vs Missouri (11/30/2023)
	25		Kymora Johnson vs North Carolina (01/28/2024)
	24		Sam Brunelle vs Clemson (02/04/2024)
	24		Kymora Johnson vs Clemson (02/04/2024)
FIELD GOALS MADE	14		Kymora Johnson at Florida St. (01/21/2024)
	10		Kymora Johnson vs Clemson (02/04/2024)
	10		Kymora Johnson vs Fordham (12/21/2023)
	10		Camryn Taylor vs Missouri (11/30/2023)
FIELD GOAL ATTEMPTS	21		Kymora Johnson vs NC State (12/31/2023)
	20		Kymora Johnson vs Clemson (02/04/2024)
	20		Kymora Johnson at Virginia Tech (02/01/2024)
	20		Kymora Johnson at Florida St. (01/21/2024)
FIELD GOAL PERCENTAGE (min 5 made)	1.000	(6-6)	Kymora Johnson at La Salle (12/03/2023)
	.833	(5-6)	London Clarkson vs Missouri (11/30/2023)
3 PT FG MADE	6		Sam Brunelle vs Clemson (02/04/2024)
	6		Kymora Johnson vs Fordham (12/21/2023)
3 PT FG ATTEMPTS	11		Sam Brunelle vs Clemson (02/04/2024)
	11		Kymora Johnson vs NC State (12/31/2023)
	11		Sam Brunelle vs LSU (N) (11/25/2023)
3 PT FG PERCENTAGE (min 2 made)	1.000	(2-2)	Camryn Taylor at Wake Forest (02/11/2024)
	1.000	(2-2)	Yonta Vaughn at Boston College (02/08/2024)
	1.000	(2-2)	Jillian Brown at Florida St. (01/21/2024)
	1.000	(2-2)	Camryn Taylor at NC State (01/11/2024)
	1.000	(2-2)	Paris Clark vs NC State (12/31/2023)
	1.000	(2-2)	Olivia McGhee vs NC State (12/31/2023)
FREE THROWS MADE	10		Camryn Taylor at La Salle (12/03/2023)
	8		Camryn Taylor vs UMES (11/08/2023)
FREE THROW ATTEMPTS	10		Alexia Smith vs North Carolina (01/28/2024)
	10		Camryn Taylor at La Salle (12/03/2023)
FREE THROW PERCENTAGE (min 3 made)	1.000	(10-10)	Camryn Taylor at La Salle (12/03/2023)
	1.000	(6-6)	Camryn Taylor vs Campbell (11/12/2023)
	1.000	(6-6)	London Clarkson vs Campbell (11/12/2023)
	1.000	(6-6)	Jillian Brown vs Campbell (11/12/2023)
	1.000	(5-5)	Paris Clark vs North Carolina (01/28/2024)
	1.000	(5-5)	Camryn Taylor vs Oklahoma (11/19/2023)
	1.000	(5-5)	Jillian Brown vs UMES (11/08/2023)
	1.000	(4-4)	Kymora Johnson at Wake Forest (02/11/2024)
	1.000	(4-4)	Kymora Johnson at Boston College (02/08/2024)
	1.000	(4-4)	Kymora Johnson at Virginia Tech (02/01/2024)
	1.000	(4-4)	Edessa Noyan at Florida St. (01/21/2024)
	1.000	(4-4)	Jillian Brown vs Notre Dame (01/18/2024)
	1.000	(4-4)	Camryn Taylor at North Carolina (01/14/2024)
	1.000	(4-4)	Kymora Johnson vs Duke (01/07/2024)
	1.000	(4-4)	Camryn Taylor at Georgia Tech (01/04/2024)
	1.000	(4-4)	Kaydan Lawson at Georgia Tech (01/04/2024)
	1.000	(4-4)	Cady Pauley vs Rider (12/06/2023)
	1.000	(4-4)	Camryn Taylor vs Rider (12/06/2023)
	1.000	(4-4)	Paris Clark vs LSU (N) (11/25/2023)
	1.000	(4-4)	Kymora Johnson vs UMES (11/08/2023)

NCAA STATISTICAL LEADERS

Virginia - 2023-24 Women's Basketball Ranking Summary thru games 02/23/2024

Statistic	National Rank	Conference Rank	Value	National Leader	Value	Conference Leader	Value
Assist/Turnover Ratio (349 ranked)	57	6	1.08	Green Bay	1.71	Virginia Tech	1.40
Assists Per Game (349 ranked)	40	3	16.3	Iowa	21.0	Virginia Tech	17.3
Bench Points Per Game (349 ranked)	42	3	23.8	Murray St.	37.2	Miami (FL)	26.4
Blocks Per Game (349 ranked)	21	3	5.0	South Carolina	8.5	Duke	6.3
Field Goal Percentage (349 ranked)	199	13	40.0	Indiana	51.8	Louisville	46.2
Field Goal Percentage Defense (349 ranked)	130	8	39.3	South Carolina	31.0	NC State	35.7
Fouls Per Game (348 ranked)	309	15	19.4	Dartmouth	10.8	NC State	12.8
Free Throw Attempts Per Game (349 ranked)	117	7	17.69	LSU	28.30	Louisville	20.39
Free Throw Percentage (349 ranked)	15	1	78.0	Creighton	82.0	Virginia	78.0
Free Throws Made Per Game (349 ranked)	64	5	13.81	LSU	20.93	Louisville	15.39
Rebound Margin (349 ranked)	69	7	4.7	LSU	14.9	Virginia Tech	9.2
Rebounds (Defensive) Per Game (349 ranked)	34	4	28.5	South Carolina	32.7	NC State	31.9
Rebounds (Offensive) Per Game (349 ranked)	31	2	14.3	Ga. Southern	17.8	Syracuse	16.0
Rebounds Per Game (349 ranked)	13	2	42.85	LSU	47.04	NC State	43.59
Scoring Defense (349 ranked)	278	12	69.5	UAlbany	51.7	Duke	57.8
Scoring Margin (349 ranked)	132	10	4.4	South Carolina	32.3	Notre Dame	19.0
Scoring Offense (349 ranked)	54	7	73.9	Iowa	91.8	Florida St.	80.9
Steals Per Game (349 ranked)	144	8	8.1	Niagara	14.9	Boston College	11.9
Three Point Attempts Per Game (349 ranked)	66	3	22.6	Marshall	31.2	Virginia Tech	25.9
Three Point Percentage (349 ranked)	148	10	31.6	Indiana	41.1	Virginia Tech	35.8
Three Point Percentage Defense (349 ranked)	137	5	30.1	VCU	23.6	Notre Dame	27.6
Three Pointers Per Game (349 ranked)	79	3	7.2	Montana	11.1	Virginia Tech	9.3
Turnover Margin (349 ranked)	190	12	0.04	West Virginia	9.12	Boston College	5.21
Turnovers Forced Per Game (349 ranked)	221	10	15.12	Niagara	26.92	Boston College	20.96
Turnovers Per Game (349 ranked)	120	8	15.1	Colorado St.	9.1	Florida St.	12.0
Winning Percentage (349 ranked)	189	11	50.0	South Carolina	100.0	NC State	85.2

Statistic	Player	National Rank	Conference Rank	Value	National Leader	Value	Conference Leader	Value
Assist/Turnover Ratio (250 ranked)	Kymora Johnson	83	4	1.88	Kiara Jackson, UNLV	3.27	Kaylah Ivey, Boston College	2.92
Assists (147 ranked)	Kymora Johnson	27	4	141	Caitlin Clark, Iowa	229	Georgia Amooore, Virginia Tech	187
Assists Per Game (249 ranked)	Kymora Johnson	24	2	5.4	Caitlin Clark, Iowa	8.5	Georgia Amooore, Virginia Tech	7.5
Blocks (138 ranked)					Cameron Brink, Stanford	90	Makayla Timpson, Florida St.	74
Blocks Per Game (249 ranked)	Camryn Taylor Sam Brunelle	176 237	15 19	1.05 0.96	Cameron Brink, Stanford	3.60	Makayla Timpson, Florida St.	2.64
Double Doubles (48 ranked)					Lauren Gustin, BYU	26	Elizabeth Kitley, Virginia Tech	19
Field Goal Attempts (149 ranked)	Kymora Johnson	82	9	357	Caitlin Clark, Iowa	617	Dyaisha Fair, Syracuse	501
Field Goal Percentage (250 ranked)	Camryn Taylor Kymora Johnson	104 207	7 14	48.0 41.7	Lauren Betts, UCLA	67.0	Makayla Timpson, Florida St.	57.9
Field Goals (149 ranked)	Kymora Johnson	125	12	149	Caitlin Clark, Iowa	289	Elizabeth Kitley, Virginia Tech	254
Free Throw Attempts (148 ranked)					Angel Reese, LSU	205	Deja Kelly, North Carolina	199
Free Throw Percentage (250 ranked)	Camryn Taylor	39	2	86.4	Maya McDermott, UNI	96.7	Kiki Jefferson, Louisville	90.0
Free Throws (144 ranked)					Izzy Higginbottom, Arkansas St.	175	Deja Kelly, North Carolina	141
Minutes Per Game (150 ranked)					Benthe Versteeg, Sacramento St.	38.43	Dyaisha Fair, Syracuse	36.90
Points (200 ranked)	Kymora Johnson	136	12	399	Caitlin Clark, Iowa	876	Hannah Hidalgo, Notre Dame	621
Points Per Game (250 ranked)	Kymora Johnson Camryn Taylor	145 202	11 13	15.3 14.5	Caitlin Clark, Iowa	32.4	Hannah Hidalgo, Notre Dame	23.9
Rebounds (147 ranked)					Lauren Gustin, BYU	433	Elizabeth Kitley, Virginia Tech	306
Rebounds (Defensive) Per Game (30 ranked)					Lauren Gustin, BYU	10.4	Elizabeth Kitley, Virginia Tech	8.2
Rebounds (Offensive) Per Game (30 ranked)					Angel Reese, LSU	5.7		
Rebounds Per Game (250 ranked)					Lauren Gustin, BYU	15.5	Elizabeth Kitley, Virginia Tech	11.8
Steals (145 ranked)	Kymora Johnson	145	10	48	Hannah Hidalgo, Notre Dame	128	Hannah Hidalgo, Notre Dame	128
Steals Per Game (250 ranked)	Kymora Johnson	162	8	1.85	Hannah Hidalgo, Notre Dame	4.92	Hannah Hidalgo, Notre Dame	4.92
Three Point Attempts (145 ranked)	Kymora Johnson	106	8	155	Caitlin Clark, Iowa	367	Dyaisha Fair, Syracuse	253
Three Point Percentage (164 ranked)					Meghan Huerter, UAlbany	49.0	Matilda Ekh, Virginia Tech	40.0
Three Pointers (139 ranked)					Caitlin Clark, Iowa	143	Dyaisha Fair, Syracuse	97
Three Pointers Per Game (245 ranked)	Kymora Johnson	182	8	1.92	Caitlin Clark, Iowa	5.30	Dyaisha Fair, Syracuse	3.59
Triple Doubles (6 ranked)					Caitlin Clark, Iowa	4	Zoe Brooks, NC State Alyssa Ustby, North Carolina Hannah Hidalgo, Notre Dame	1 1 1



OLIVIA MCGHEE

Freshman • Guard • 6-2
 Louisa, Va. • IMG Academy

2023-24

- Scored a season-high 22 points on 9-of-15 shooting in 87-79 win at Wake Forest (2/11)
- Tied her then-season high of 14 points against Wofford (12/16) and No. 19 Notre Dame (1/18)
- Scored 14 points and tallied five rebounds against No. 25 Oklahoma (11/19)

CAREER STATISTICS

MCGHEE, Olivia

SEASON	TEAM	GP-GS		MIN/AVG		Field Goals		3-Point		F-Throws		Rebounds				Scoring										
		GP	GS	MIN	AVG	FG-FGA	FG%	3FG-3FGA	3FG%	FT-FTA	FT%	OFF	DEF	TOT	AVG	PF-FO	A	TO	BLK	STL	PTS	AVG				
2023-24	UVa	26	8	414	15.9	63	160	.394	23	77	.299	20	23	.870	19	38	57	2.2	25	0	11	27	6	15	169	6.5
TOTAL		26	8	414	15.9	63	160	.394	23	77	.299	20	23	.870	19	38	57	2.2	25	0	11	27	6	15	169	6.5

HIGH SCHOOL

- Ranked No. 45 in the 2023 espnW HoopGurlz recruit rankings
- Four-star recruit
- McDonald's All-America nominee
- Played three years at Louisa County High before transferring to IMG Academy in Florida for her senior season
- Led Louisa County to the program's first Class 4 State Championship her sophomore season, averaging 22.8 points and 11.5 rebounds per game
- 2021 Central Virginia Girls Basketball Player of the Year
- 2020 Second Team All-State
- As a freshman, she led the Jefferson District in scoring

Single Game Highs

Statistic	Value
Points	22 at Wake Forest 02/11/24
Rebounds	7 vs UMES 11/08/23
Assists	2 vs Tulane 11/24/23, vs Syracuse 02/18/24
Steals	2 5 times
Blocks	2 vs UMES 11/08/23
FG Made	9 at Wake Forest 02/11/24
FG Attempts	15 vs Oklahoma 11/19/23, vs Wofford 12/16/23, at Wake Forest 02/11/24
3FG Made	3 at Wake Forest 02/11/24
3FG Attempts	8 at Wake Forest 02/11/24
FT Made	3 vs NC State 12/31/23
FT Attempts	4 vs NC State 12/31/23

2023-24 GAME-BY-GAME STATISTICS

#0 MCGHEE, Olivia

Opponent	Date	GS	MIN	Total		3-Pointers		Free throws		Rebounds				PF	A	TO	BLK	STL	PTS	AVG			
				FG-FGA	PCT	3FG-3FGA	PCT	FT-FTA	PCT	OFF	DEF	TOT	AVG										
UMES	11/08/2023		24:19	4-8	.500	2-4	.500	2-3	.667	1	6	7	7.0	1	0	2	2	0	12	12.0			
Campbell	11/12/2023		20:23	1-3	.333	1-2	.500	2-2	1.000	1	1	2	4.5	1	0	2	0	2	5	8.5			
William & Mary	11/15/2023		13:26	3-6	.500	2-3	.667	2-2	1.000	1	0	1	3.3	0	0	1	0	2	10	9.0			
Oklahoma	11/19/2023		26:32	6-15	.400	0-5	.000	2-2	1.000	1	4	5	3.8	3	0	1	1	1	14	10.3			
vs Tulane	11/24/2023	*	15:07	3-10	.300	1-5	.200	2-2	1.000	3	3	6	4.2	0	2	1	0	0	9	10.0			
vs LSU	11/25/2023		04:40	0-2	.000	0-1	.000	0-0	.000	0	1	1	3.7	1	0	1	0	0	0	8.3			
Missouri	11/30/2023		03:46	0-2	.000	0-2	.000	0-0	.000	0	0	0	3.1	1	0	1	0	0	0	7.1			
at La Salle	12/03/2023		08:49	1-1	1.000	0-0	.000	0-0	.000	0	0	0	2.8	1	0	0	0	0	2	6.5			
Rider	12/06/2023		07:15	2-4	.500	1-3	.333	0-0	.000	0	0	0	2.4	0	0	0	0	0	5	6.3			
Wofford	12/16/2023		25:40	6-15	.400	2-6	.333	0-0	.000	1	2	3	2.5	1	0	1	0	1	14	7.1			
Fordham	12/21/2023		17:15	2-8	.250	1-5	.200	0-0	.000	0	2	2	2.5	0	1	1	0	2	5	6.9			
NC State	12/31/2023		18:09	3-4	.750	2-2	1.000	3-4	.750	1	0	1	2.3	2	0	1	0	2	11	7.3			
at Georgia Tech	01/04/2024		04:20	0-1	.000	0-1	.000	0-0	.000	0	1	1	2.2	0	0	1	0	0	0	6.7			
Duke	01/07/2024		05:12	0-3	.000	0-1	.000	0-0	.000	0	1	1	2.1	0	0	0	0	1	0	6.2			
at NC State	01/11/2024		22:25	3-10	.300	1-4	.250	2-2	1.000	2	2	4	2.3	1	0	4	0	1	9	6.4			
at North Carolina	01/14/2024		21:36	4-7	.571	2-4	.500	2-3	.667	1	3	4	2.4	1	1	2	0	0	12	6.8			
Notre Dame	01/18/2024	*	29:19	5-10	.500	2-4	.500	2-2	1.000	0	2	2	2.4	4	1	1	0	2	14	7.2			
at Florida St.	01/21/2024	*	24:26	5-10	.500	2-5	.400	0-0	.000	0	2	2	2.3	2	1	1	0	0	12	7.4			
Pittsburgh	01/25/2024	*	21:59	2-9	.222	1-4	.250	0-0	.000	2	1	3	2.4	0	1	1	0	0	5	7.3			
North Carolina	01/28/2024	*	11:24	0-1	.000	0-0	.000	0-0	.000	0	1	1	2.3	0	0	1	1	0	0	7.0			
at Virginia Tech	02/01/2024	*	05:22	0-3	.000	0-1	.000	0-0	.000	0	0	0	2.2	0	0	0	0	0	0	6.6			
Clemson	02/04/2024		09:23	0-1	.000	0-1	.000	0-0	.000	1	0	1	2.1	1	1	1	0	0	0	6.3			
at Boston College	02/08/2024		12:15	3-5	.600	0-2	.000	0-0	.000	0	2	2	2.1	4	0	0	1	0	6	6.3			
at Wake Forest	02/11/2024	*	33:22	9-15	.600	3-8	.375	1-1	1.000	3	2	5	2.3	0	0	2	0	1	22	7.0			
Syracuse	02/18/2024	*	24:05	1-6	.167	0-3	.000	0-0	.000	1	1	2	2.2	1	2	1	1	0	2	6.8			
Miami (FL)	02/22/2024		03:24	0-1	.000	0-1	.000	0-0	.000	0	1	1	2.2	0	1	0	0	0	0	6.5			
Totals		8	413:52	63	160	.394	23	77	.299	20	23	.870	19	38	57	2.2	25	11	27	6	15	169	6.5

Player Averages

Games Played	Minutes/game	Points/game	FG Pct	3FG Pct	FT Pct	Rebounds/game	Assists/game	Turnovers/game	Assist/Turnover ratio	Steals/game	Blocks/game
26	15.9	6.5	39.4	29.9	87.0	2.2	0.4	1.0	0.4	0.6	0.2



1 Paris Clark

Sophomore • Guard • 5-8
Bronx, N.Y. • Long Island Lutheran • Arizona

2023-24

- Recorded her first career double-double with 13 points and a career-high 12 rebounds at Georgia Tech (1/4)
- Tied for a team-best 14 points against Wofford (12/16)
- Scored a career-high 19 points, including 15 in the first half, against No. 7 LSU (11/25)
- Ranked the No. 33 incoming transfer according to ESPN

2022-23 (at Arizona)

- Played in 24 games, including 14 conference matchups
- Averaged 3.8 points per game and totaled three double-digit scoring performances
- Nearly had a double-double at Oregon with 10 rebounds and nine points
- Made a strong career debut with 10 points, seven rebounds and six steals against NAU
- Tallied nine points and six rebounds at Cal alongside two assists and a steal

High School

- 2022 McDonald's All-American
- 2022 Jordan Brand All-American
- 2022 SLAM All-American
- 2022 New York Gatorade Player of the Year
- Five star recruit ranked No. 21 in the espnW HoopGurlz overall recruit rankings and No. 5 at her position
- Averaged 25.2 points, 8.3 rebounds, 6.1 assists and 4.0 steals at Long Island Lutheran High School
- Long Island Player of the Year as senior

CAREER STATISTICS

CLARK, Paris

SEASON	TEAM	GP-GS	MIN/AVG	Field Goals		3-Point		F-Throws		Rebounds				Scoring						
				FG-FGA	FG%	3FG-3FGA	3FG%	FT-FTA	FT%	OFF	DEF	TOT	AVG	PF-FO	A	TO	BLK	STL	PTS	AVG
2022-23	UA	24-0	318/13.3	36-99	.364	9-26	.346	11-24	.458	28	38	66	2.8	36-0	24	14	2	15	92	3.8
2023-24	UVa	23-20	541/23.5	82-202	.406	15-44	.341	41-56	.732	39	64	103	4.5	59-1	42	55	13	32	220	9.6
TOTAL FOR UVa		23-20	541/23.5	82-202	.406	15-44	.341	41-56	.732	39	64	103	4.5	59-1	42	55	13	32	220	9.6
TOTAL		47-20	859/18.3	118-301	.392	24-70	.343	52-80	.650	67	102	169	3.6	95-1	66	69	15	47	312	6.6

Single Game Highs

Statistic	Value
Points	19 vs LSU 11/25/23
Rebounds	12 at Georgia Tech 01/04/24
Assists	4 6 times
Steals	6 vs Northern Ariz. 11/10/22
Blocks	2 vs Missouri 11/30/23, vs Clemson 02/04/24, vs Syracuse 02/18/24
FG Made	7 vs LSU 11/25/23, vs Syracuse 02/18/24
FG Attempts	17 vs LSU 11/25/23
3FG Made	2 4 times
3FG Attempts	5 vs LSU 11/25/23
FT Made	5 vs North Carolina 01/28/24, at Virginia Tech 02/01/24
FT Attempts	8 at Oregon St. 02/25/23, at Virginia Tech 02/01/24

2023-24 GAME-BY-GAME STATISTICS

#1 CLARK, Paris

Opponent	Date	GS	MIN	Total		3-Pointers		Free throws		Rebounds				PF	A	TO	BLK	STL	PTS	AVG	
				FG-FGA	PCT	3FG-3FGA	PCT	FT-FTA	PCT	OFF	DEF	TOT	AVG								
Oklahoma	11/19/2023		07:26	0-2	.000	0-1	.000	0-0	.000	0	0	0	0.0	1	0	1	0	0	0	0.0	
vs Tulane	11/24/2023		15:02	2-4	.500	1-2	.500	0-0	.000	0	2	2	1.0	3	0	1	0	0	5	2.5	
vs LSU	11/25/2023	*	26:03	7-17	.412	1-5	.200	4-4	1.000	2	5	7	3.0	3	0	1	0	3	19	8.0	
Missouri	11/30/2023	*	29:24	6-13	.462	2-3	.667	0-0	.000	2	2	4	3.3	4	2	2	2	2	14	9.5	
at La Salle	12/03/2023	*	17:15	5-10	.500	0-3	.000	2-2	1.000	2	4	6	3.8	1	1	2	0	0	12	10.0	
Rider	12/06/2023	*	13:28	1-6	.167	0-2	.000	0-0	.000	3	1	4	3.8	0	0	2	1	0	2	8.7	
Wofford	12/16/2023	*	24:54	5-9	.556	1-3	.333	3-3	1.000	3	2	5	4.0	2	3	1	0	1	14	9.4	
Fordham	12/21/2023	*	21:20	6-10	.600	1-1	1.000	2-2	1.000	0	2	2	3.8	1	4	3	0	2	15	10.1	
NC State	12/31/2023	*	17:27	2-6	.333	2-2	1.000	1-2	.500	0	2	2	3.6	2	0	1	0	0	7	9.8	
at Georgia Tech	01/04/2024	*	33:59	5-14	.357	0-1	.000	3-4	.750	7	5	12	4.4	3	3	4	1	3	13	10.1	
Duke	01/07/2024	*	15:13	0-4	.000	0-0	.000	2-2	1.000	1	0	1	4.1	3	0	2	1	0	2	9.4	
at NC State	01/11/2024	*	18:54	3-11	.273	0-1	.000	0-0	.000	3	3	6	4.3	4	0	2	0	2	6	9.1	
at North Carolina	01/14/2024	*	24:47	1-8	.125	0-0	.000	2-2	1.000	1	1	2	4.1	4	1	1	0	1	4	8.7	
Notre Dame	01/18/2024		27:22	6-11	.545	2-3	.667	2-2	1.000	0	7	7	4.3	4	4	4	1	3	16	9.2	
at Florida St.	01/21/2024	*	18:00	2-5	.400	0-1	.000	1-2	.500	2	2	4	4.3	2	3	6	0	0	5	8.9	
Pittsburgh	01/25/2024	*	27:41	2-8	.250	1-3	.333	2-4	.500	1	2	3	4.2	1	2	4	1	3	7	8.8	
North Carolina	01/28/2024	*	31:27	4-5	.800	1-1	1.000	5-5	1.000	1	0	1	4.0	3	3	5	0	5	14	9.1	
at Virginia Tech	02/01/2024	*	28:10	6-13	.462	1-3	.333	5-8	.625	0	8	8	4.2	2	0	1	0	1	18	9.6	
Clemson	02/04/2024	*	29:55	2-8	.250	0-1	.000	0-4	.000	3	4	7	4.4	3	4	1	2	1	4	9.3	
at Boston College	02/08/2024	*	31:05	6-11	.545	0-1	.000	2-2	1.000	1	2	3	4.3	4	1	5	0	2	14	9.6	
at Wake Forest	02/11/2024	*	28:26	2-6	.333	1-2	.500	1-2	.500	2	3	5	4.3	3	4	3	1	2	6	9.4	
Syracuse	02/18/2024	*	27:15	7-11	.636	0-1	.000	2-2	1.000	3	4	7	4.5	5	4	1	2	1	16	9.7	
Miami (FL)	02/22/2024	*	26:11	2-10	.200	1-4	.250	2-4	.500	2	3	5	4.5	1	3	2	1	0	7	9.6	
Totals			20	540:45	82-202	.406	15-44	.341	41-56	.732	39	64	103	4.5	59	42	55	13	32	220	9.6

Player Averages

Games Played	Minutes/game	Points/game	FG Pct	3FG Pct	FT Pct	Rebounds/game	Assists/game	Turnovers/game	Assist/Turnover ratio	Steals/game	Blocks/game
23	23.5	9.6	40.6	34.1	73.2	4.5	1.8	2.4	0.8	1.4	0.6



4 Jillian Brown

Junior • Guard • 5-10

Grand Rapids, Mich. • East Grand Rapids HS • Northwestern

2023-24

- Tied her career best of four steals along with 12 points and eight rebounds at La Salle (12/3)
- Recorded first career double-double (14 pts, 13 rebounds) in 76-52 season-opening win over UMES (Nov. 8).

At Northwestern (2021-23)

- Appeared in 57 games with 34 starts, including starting 25 of 27 contests her freshman season
- Averaged 8.0 points, 3.8 rebounds and 2.0 assists per game her freshman season with two 17-point games
- Averaged 6.6 points, 3.4 rebounds and 1.0 assists per game her sophomore season
- Turned in a career performance in the win over No. 4 Michigan, scoring a team-high 18 points while adding eight rebounds, three steals, two blocks and two assists (2/13/22)

High School

- Ranked the No. 44 overall recruit in her class by Prospects Nation, No. 50 by ESPN
- 2021 Jersey Mike's Naismith National High School Girls Trophy Watch List
- Averaged 22.4 points, 8 rebounds, 4.2 assists and 3 steals per game during her junior season at East Grand Rapids High, while shooting 35.0 percent from 3FG

CAREER STATISTICS

BROWN, Jillian

SEASON	TEAM	GP-GS	MIN/AVG	Field Goals			3-Point		F-Throws		Rebounds				PF-FO				TO		BLK		STL		PTS		AVG
				FG-FGA	FG%	3FG-3FGA	3FG%	FT-FTA	FT%	OFF	DEF	TOT	AVG	PF-1	A	TO	BLK	STL	PTS	AVG							
2021-22	NU	27-25	799/29.6	75-225	.333	33-123	.268	32-44	.727	22	80	102	3.8	63-1	53	56	12	23	215	8.0							
2022-23	NU	30-9	642/21.4	64-221	.290	20-101	.198	50-59	.847	30	72	102	3.4	62-1	30	50	10	30	198	6.6							
2023-24	UVa	24-8	433/18.0	44-131	.336	8-35	.229	33-39	.846	34	82	116	4.8	42-0	40	33	11	14	129	5.4							
TOTAL FOR UVa		24-8	433/18.0	44-131	.336	8-35	.229	33-39	.846	34	82	116	4.8	42-0	40	33	11	14	129	5.4							
TOTAL		81-42	1873/23.1	183-577	.317	61-259	.236	115-142	.810	86	234	320	4.0	167-2	123	139	33	67	542	6.7							

Single Game Highs

Statistic	Value	
Points	18	vs Michigan 02/13/22
Rebounds	13	vs UMES 11/08/23
Assists	7	vs South Dakota 11/25/21
Steals	4	at Michigan 12/04/22, at La Salle 12/03/23
Blocks	3	vs UMES 11/08/23
FG Made	7	vs Michigan 02/13/22, at DePaul 11/21/21, vs William & Mary 11/15/23
FG Attempts	18	at DePaul 11/21/21
3FG Made	4	vs Valparaiso 11/27/22
3FG Attempts	9	vs Valparaiso 11/27/22
FT Made	8	vs Ohio St. 12/28/22
FT Attempts	8	at Penn St. 02/06/22, vs Ohio St. 12/28/22

2023-24 GAME-BY-GAME STATISTICS

#4 BROWN, Jillian

Opponent	Date	GS	MIN	Total		3-Pointers		Free throws		Rebounds				PF				PTS	AVG		
				FG-FGA	PCT	3FG-3FGA	PCT	FT-FTA	PCT	OFF	DEF	TOT	AVG	PF	A	TO	BLK			STL	
UMES	11/08/2023	*	30:28	4-10	.400	1-5	.200	5-5	1.000	1	12	13	13.0	3	1	3	3	1	14	14.0	
Campbell	11/12/2023	*	28:15	3-12	.250	0-4	.000	6-6	1.000	2	5	7	10.0	2	2	0	1	1	12	13.0	
William & Mary	11/15/2023	*	26:32	7-13	.538	1-2	.500	2-2	1.000	1	6	7	9.0	2	2	1	0	1	17	14.3	
Oklahoma	11/19/2023	*	18:09	0-6	.000	0-3	.000	0-0	.000	1	8	9	9.0	1	2	2	0	0	0	10.8	
vs Tulane	11/24/2023	*	14:29	2-7	.286	0-1	.000	1-1	1.000	2	1	3	7.8	1	2	1	0	1	5	9.6	
vs LSU	11/25/2023		18:48	2-3	.667	0-0	.000	1-2	.500	4	3	7	7.7	1	3	2	1	1	5	8.8	
Missouri	11/30/2023		16:48	0-4	.000	0-2	.000	5-6	.833	0	2	2	6.9	2	3	0	1	0	5	8.3	
at La Salle	12/03/2023		20:11	5-10	.500	0-3	.000	2-2	1.000	4	4	8	7.0	2	3	1	0	4	12	8.8	
Rider	12/06/2023		19:22	3-9	.333	0-1	.000	2-5	.400	6	5	11	7.4	1	3	1	0	2	8	8.7	
Wofford	12/16/2023		11:23	0-4	.000	0-2	.000	2-2	1.000	0	3	3	7.0	2	1	3	0	0	2	8.0	
Fordham	12/21/2023		11:20	0-3	.000	0-0	.000	0-0	.000	0	3	3	6.6	0	2	2	0	0	0	7.3	
NC State	12/31/2023		16:31	0-2	.000	0-0	.000	0-0	.000	4	2	6	6.6	1	0	1	1	0	0	6.7	
at Georgia Tech	01/04/2024		22:50	2-7	.286	0-1	.000	1-2	.500	2	2	4	6.4	1	1	2	1	1	5	6.5	
Duke	01/07/2024	*	27:56	1-6	.167	1-1	1.000	2-2	1.000	0	5	5	6.3	4	3	0	1	0	5	6.4	
Notre Dame	01/18/2024		08:57	1-2	.500	0-0	.000	4-4	1.000	1	1	2	6.0	3	1	0	0	0	6	6.4	
at Florida St.	01/21/2024		20:38	4-6	.667	2-2	1.000	0-0	.000	2	4	6	6.0	3	0	2	1	0	10	6.6	
Pittsburgh	01/25/2024		14:21	1-2	.500	0-1	.000	0-0	.000	1	3	4	5.9	0	1	3	0	1	2	6.4	
North Carolina	01/28/2024		18:09	1-4	.250	0-2	.000	0-0	.000	1	4	5	5.8	2	4	0	0	1	2	6.1	
at Virginia Tech	02/01/2024		28:15	3-7	.429	0-0	.000	0-0	.000	0	4	4	5.7	1	1	2	0	0	6	6.1	
Clemson	02/04/2024	*	12:34	0-1	.000	0-1	.000	0-0	.000	0	1	1	5.5	3	1	1	0	0	0	5.8	
at Boston College	02/08/2024	*	17:40	0-3	.000	0-0	.000	0-0	.000	2	3	5	5.5	3	1	3	0	0	0	5.5	
at Wake Forest	02/11/2024		02:27	0-1	.000	0-0	.000	0-0	.000	0	1	1	5.3	0	1	1	0	0	0	5.3	
Syracuse	02/18/2024		10:51	1-2	.500	1-1	1.000	0-0	.000	0	0	0	5.0	2	0	1	0	0	3	5.2	
Miami (FL)	02/22/2024		15:37	4-7	.571	2-3	.667	0-0	.000	0	0	0	4.8	2	2	1	1	0	10	5.4	
Totals			8	432:31	44-131	.336	8-35	.229	33-39	.846	34	82	116	4.8	42	40	33	11	14	129	5.4

Player Averages

Games Played	Minutes/game	Points/game	FG Pct	3FG Pct	FT Pct	Rebounds/game	Assists/game	Turnovers/game	Assist/Turnover ratio	Steals/game	Blocks/game
24	18.0	5.4	33.6	22.9	84.6	4.8	1.7	1.4	1.2	0.6	0.5



5 Yonta Vaughn

Sophomore • Guard • 5-8
District Heights, Md. • Bishop McNamara HS

2023-24

- Scored a career-high 16 points in 73-66 road win over Boston College (2/8)
- Recorded 14 points in 81-59 win over Tulane (11/24)

2022-23

- All-ACC Academic Team
- Appeared in 28 games with seven starts, averaging 3.4 points and 2.3 rebounds per game
- 1.88 assist-to-turnover ratio with 79 assists to 42 turnovers
- Made her collegiate debut in the season-opener, grabbing six rebounds with four assists in 18 minutes (11/7)
- Had her first double-digit scoring game in her second outing, putting up 10 in the win against UMBC (11/10)
- Made her first collegiate start at Notre Dame, scoring five points with four assists (1/22)
- Dished eight assists at Syracuse, the most by a Cavalier in a single game this season (1/26)
- ACC Academic Honor Roll

Background

- Four-year starting point guard for nationally-ranked Bishop McNamara High School
- No. 72 in the ESPN HoopGurlz rankings and No. 15 point guard
- McDonald's All-American nominee
- 2021-22 All-WCAC Second Team

2023-24 GAME-BY-GAME STATISTICS

#5 VAUGHN, Yonta

Opponent	Date	GS	MIN	Total		3-Pointers		Free throws		Rebounds				PF	A	TO	BLK	STL	PTS	AVG
				FG-FGA	PCT	3FG-3FGA	PCT	FT-FTA	PCT	OFF	DEF	TOT	AVG							
UMES	11/08/2023		30:28	2-6	.333	1-3	.333	0-2	.000	1	3	4	4.0	0	8	1	1	2	5	5.0
Campbell	11/12/2023		18:24	1-3	.333	0-2	.000	0-0	.000	0	3	3	3.5	0	4	2	0	0	2	3.5
William & Mary	11/15/2023		21:46	2-5	.400	0-2	.000	0-0	.000	0	4	4	3.7	4	3	2	0	1	4	3.7
Oklahoma	11/19/2023		10:16	0-5	.000	0-2	.000	0-0	.000	0	0	0	2.8	0	0	2	0	0	0	2.8
vs Tulane	11/24/2023		24:36	5-11	.455	4-8	.500	0-0	.000	1	4	5	3.2	1	4	1	0	0	14	5.0
vs LSU	11/25/2023		23:41	5-8	.625	3-4	.750	0-1	.000	0	1	1	2.8	0	7	1	0	0	13	6.3
Missouri	11/30/2023		13:50	0-3	.000	0-1	.000	0-0	.000	0	0	0	2.4	0	3	0	0	1	0	5.4
at La Salle	12/03/2023		20:12	2-4	.500	0-0	.000	0-0	.000	0	5	5	2.8	1	6	4	0	0	4	5.3
Rider	12/06/2023		20:11	1-3	.333	1-3	.333	0-0	.000	0	3	3	2.8	1	3	0	0	2	3	5.0
NC State	12/31/2023		06:44	0-4	.000	0-3	.000	0-0	.000	0	1	1	2.6	0	1	1	0	0	0	4.5
at Georgia Tech	01/04/2024		16:35	1-6	.167	0-3	.000	0-0	.000	0	2	2	2.5	3	3	1	0	1	2	4.3
Duke	01/07/2024		30:22	2-8	.250	0-3	.000	1-2	.500	0	4	4	2.7	2	6	5	0	1	5	4.3
at NC State	01/11/2024		17:47	3-8	.375	1-4	.250	0-0	.000	0	2	2	2.6	1	2	0	0	2	7	4.5
at North Carolina	01/14/2024		23:35	1-6	.167	1-3	.333	0-0	.000	0	1	1	2.5	0	3	3	0	0	3	4.4
Notre Dame	01/18/2024		07:03	1-3	.333	0-1	.000	2-2	1.000	0	0	0	2.3	1	3	0	0	0	4	4.4
at Boston College	02/08/2024		29:30	6-13	.462	2-2	1.000	2-2	1.000	0	3	3	2.4	1	3	2	0	0	16	5.1
at Wake Forest	02/11/2024		08:45	1-3	.333	1-1	1.000	0-0	.000	0	2	2	2.4	1	1	2	0	0	3	5.0
Totals		0	323:44	33-99	.333	14-45	.311	5-9	.556	2	38	40	2.4	16	60	27	1	10	85	5.0

Player Averages

Games Played	Minutes/game	Points/game	FG Pct	3FG Pct	FT Pct	Rebounds/game	Assists/game	Turnovers/game	Assist/Turnover ratio	Steals/game	Blocks/game
17	19.0	5.0	33.3	31.1	55.6	2.4	3.5	1.6	2.2	0.6	0.1

CAREER STATISTICS

VAUGHN, Yonta

SEASON	TEAM	GP-GS	MIN/AVG	Field Goals		3-Point		F-Throws		Rebounds				PF-FO			A			TO		BLK		STL		PTS		AVG	
				FG-FGA	FG%	3FG-3FGA	3FG%	FT-FTA	FT%	OFF	DEF	TOT	AVG	PF	FO	A	TO	BLK	STL	PTS	AVG								
2022-23	UVa	28-7	521/18.6	35-132	.265	17-69	.246	8-11	.727	8	55	63	2.3	25-0	79	42	8	17	95	3.4									
2023-24	UVa	17-0	324/19.0	33-99	.333	14-45	.311	5-9	.556	2	38	40	2.4	16-0	60	27	1	10	85	5.0									
TOTAL		45-7	844/18.8	68-231	.294	31-114	.272	13-20	.650	10	93	103	2.3	41-0	139	69	9	27	180	4.0									

Single Game Highs

Statistic	Value	
Points	16	at Boston College 02/08/24
Rebounds	7	at Pittsburgh 02/05/23, vs Louisville 02/09/23
Assists	8	at Syracuse 01/26/23, vs UMES 11/08/23
Steals	2	6 times
Blocks	2	vs George Washington 11/07/22, vs Florida St. 01/19/23, at Syracuse 01/26/23
FG Made	6	at Boston College 02/08/24
FG Attempts	13	at Boston College 02/08/24
3FG Made	4	vs Tulane 11/24/23
3FG Attempts	8	vs Tulane 11/24/23
FT Made	4	vs Boston College 01/15/23
FT Attempts	4	vs Boston College 01/15/23, vs NC State 02/12/23



10 Mir McLean

Senior • Guard/Forward • 5-11

Baltimore, Md. • Roland Park County School • UConn

2022-23

- All-ACC Academic Team
- After missing the opener with an injury, made her season debut against UMBC, scoring 13 points, on 5-of-6 shooting, with eight rebounds (11/10)
- Logged her third career double-double at American with 11 points and 11 rebounds (11/20)
- Had a double-double of 11 points and a career-high 15 rebounds against Minnesota, giving her two double-doubles in three games (11/26)
- Followed the Minnesota game with her third double-double of the season with 11 points and 14 rebounds against ECU (11/27)
- Had her third-straight double-double (fourth in five games) at Penn State, scoring a career-high 24 points with 13 rebounds, while also dishing five assists (11/30)
- Had a double-double by halftime of the win at William & Mary (18 & 13), finishing the game with 22 points and a career-high 17 rebounds (12/7)
- Suffered a season-ending knee injury in the NC State game (1/8). She had grabbed 11 rebounds in the contest before leaving the game in the third quarter. She was ranked third in the ACC and 34th in the nation with 9.6 rebounds per game and led the ACC and is 22nd in the nation in offensive rebounds per game at 3.9 when her season ended. She ranked second on the team in scoring, averaging 12.2 points per game. She had a team-best five double-doubles this season

Background

- Four-year starting point guard for nationally-ranked Bishop McNamara High School
- No. 72 in the ESPN HoopGurlz rankings and No. 15 point guard
- Ranked as the No. 49 recruit by Collegiate Girls Basketball and No. 66 by All-Star Girls Report
- McDonald's All-American nominee
- Two-time Washington Post All-Met honorable mention
- 2021-22 All-WCAC Second Team

2023-24 GAME-BY-GAME STATISTICS

CAREER STATISTICS

MCLEAN, Mir

SEASON	TEAM	GP-GS	MIN/AVG	Field Goals		3-Point		F-Throws		Rebounds				Scoring						
				FG-FGA	FG%	3FG-3FGA	3FG%	FT-FTA	FT%	OFF	DEF	TOT	AVG	PF-FO	A	TO	BLK	STL	PTS	AVG
2020-21	UConn	24-0	171/7.1	26-56	.464	1-3	.333	15-20	.750	25	26	51	2.1	25-0	11	13	6	6	68	2.8
2021-22	UConn	14-9	314/22.4	45-104	.433	1-7	.143	34-50	.680	43	50	93	6.6	42-2	7	29	13	17	125	8.9
2022-23	UVa	15-13	345/23.0	66-115	.574	2-4	.500	49-75	.653	58	86	144	9.6	43-4	23	31	9	26	183	12.2
TOTAL FOR UVa		26-22	651/25.0	111-218	.509	3-11	.273	83-123	.675	100	135	235	9.0	85-6	30	60	22	43	308	11.8
TOTAL		53-22	830/15.7	137-275	.498	4-14	.286	98-145	.676	126	162	288	5.4	110-6	41	73	28	49	376	7.1

Single Game Highs

Statistic	Value	
Points	24	at Penn St. 11/30/22
Rebounds	17	at William & Mary 12/07/22
Assists	5	at Penn St. 11/30/22
Steals	5	vs Wake Forest 11/13/22
Blocks	3	vs Virginia Tech 01/27/22, vs Duke 02/17/22
FG Made	8	vs Syracuse 02/08/22
FG Attempts	12	vs Syracuse 02/08/22, at Wake Forest 02/13/22
3FG Made	1	4 times
3FG Attempts	2	vs Miami (FL) 02/15/22, vs Virginia Tech 01/27/22, at American 11/20/22
FT Made	9	at Penn St. 11/30/22
FT Attempts	11	at Penn St. 11/30/22, at William & Mary 12/07/22



12 Edessa Noyan

Freshman • Forward • 6-3
Södertälje, Sweden • Täljegymnasiet

2023-24

- Scored a career-high 13 points on 6-of-8 shooting in road win over Boston College (2/8)
- Added a career-best nine rebounds in win over the Eagles
- Scored nine points at then-No. 17 Virginia Tech (2/1)
- Put up eight points in 91-87 road win over then-No. 15 Florida State (1/21)
- Pulled down eight rebounds against Campbell (11/12)

Background

- Named to the U20 Swedish Junior National Team roster for the 2023 Nordic Championships and the U20 European Championships
- Helped the Swedish U 18 Junior National Team win the 2022 Nordic Championships, averaging 18.8 points per game while also pacing the squad in rebounding during their run
- Represented her country in Division A of the 2022 U18 European Championships
- Played on the Sodertälje Club Team, one of the best teams in Sweden's top division

CAREER STATISTICS

NOYAN, Edessa

SEASON TEAM	GP-GS	MIN/AVG	Field Goals		3-Point		F-Throws		Rebounds				Scoring						
			FG-FGA	FG%	3FG-3FGA	3FG%	FT-FTA	FT%	OFF	DEF	TOT	AVG	PF-FO	A	TO	BLK	STL	PTS	AVG
2023-24 UVa	22-3	299/13.6	27-51	.529	4-8	.500	12-16	.750	20	45	65	3.0	48-4	9	20	12	9	70	3.2
TOTAL	22-3	299/13.6	27-51	.529	4-8	.500	12-16	.750	20	45	65	3.0	48-4	9	20	12	9	70	3.2

Single Game Highs

Statistic	Value	
Points	13	at Boston College 02/08/24
Rebounds	9	at Boston College 02/08/24
Assists	2	vs William & Mary 11/15/23, vs Clemson 02/04/24
Steals	2	vs Rider 12/06/23, at Boston College 02/08/24
Blocks	3	vs North Carolina 01/28/24
FG Made	6	at Boston College 02/08/24
FG Attempts	8	at Boston College 02/08/24
3FG Made	1	4 times
3FG Attempts	3	vs North Carolina 01/28/24
FT Made	4	at Florida St. 01/21/24
FT Attempts	4	at Florida St. 01/21/24

2023-24 GAME-BY-GAME STATISTICS

#12 NOYAN, Edessa

Opponent	Date	GS	MIN	Total		3-Pointers		Free throws		Rebounds				Points						
				FG-FGA	PCT	3FG-3FGA	PCT	FT-FTA	PCT	OFF	DEF	TOT	AVG	PF	A	TO	BLK	STL	PTS	AVG
UMES	11/08/2023	*	15:05	2-2	1.000	1-1	1.000	0-0	.000	3	3	6	6.0	3	1	2	0	1	5	5.0
Campbell	11/12/2023		13:00	1-3	.333	0-0	.000	0-0	.000	2	6	8	7.0	2	0	2	0	1	2	3.5
William & Mary	11/15/2023		14:20	0-1	.000	0-0	.000	1-2	.500	1	4	5	6.3	0	2	1	1	0	1	2.7
Oklahoma	11/19/2023		04:16	0-1	.000	0-0	.000	0-0	.000	0	1	1	5.0	0	0	1	1	0	0	2.0
vs Tulane	11/24/2023		10:02	0-1	.000	0-0	.000	0-0	.000	0	1	1	4.2	1	0	0	0	0	0	1.6
vs LSU	11/25/2023		05:38	0-1	.000	0-0	.000	0-0	.000	0	1	1	3.7	2	0	2	0	0	0	1.3
Missouri	11/30/2023		05:53	0-1	.000	0-0	.000	0-0	.000	0	3	3	3.6	3	0	0	1	0	0	1.1
at La Salle	12/03/2023		04:02	1-2	.500	0-0	.000	0-0	.000	0	0	0	3.1	0	0	0	0	0	0	1.3
Rider	12/06/2023		15:10	3-7	.429	1-2	.500	1-2	.500	4	2	6	3.4	1	0	1	1	2	8	2.0
Duke	01/07/2024		04:08	0-0	.000	0-0	.000	0-0	.000	0	1	1	3.2	0	0	0	0	0	0	1.8
at NC State	01/11/2024		01:43	0-0	.000	0-0	.000	0-0	.000	0	0	0	2.9	0	0	0	0	0	0	1.6
at North Carolina	01/14/2024		04:50	0-0	.000	0-0	.000	0-0	.000	1	1	2	2.8	2	1	0	0	0	0	1.5
Notre Dame	01/18/2024		12:03	1-2	.500	0-0	.000	0-0	.000	0	0	0	2.6	2	0	0	2	0	2	1.5
at Florida St.	01/21/2024		25:05	2-2	1.000	0-0	.000	4-4	1.000	0	4	4	2.7	5	0	1	1	1	8	2.0
Pittsburgh	01/25/2024		16:01	1-3	.333	0-1	.000	0-0	.000	0	3	3	2.7	1	0	1	0	0	2	2.0
North Carolina	01/28/2024		22:42	2-5	.400	1-3	.333	0-0	.000	0	2	2	2.7	5	1	2	3	0	5	2.2
at Virginia Tech	02/01/2024		29:25	3-5	.600	0-0	.000	3-3	1.000	2	1	3	2.7	2	0	0	0	1	9	2.6
Clemson	02/04/2024		28:05	2-3	.667	0-0	.000	2-2	1.000	2	2	4	2.8	5	2	1	0	0	6	2.8
at Boston College	02/08/2024	*	32:23	6-8	.750	0-0	.000	1-3	.333	3	6	9	3.1	4	0	3	2	2	13	3.3
at Wake Forest	02/11/2024	*	17:58	0-0	.000	0-0	.000	0-0	.000	0	2	2	3.1	5	0	2	0	0	0	3.2
Syracuse	02/18/2024		09:01	2-3	.667	0-0	.000	0-0	.000	0	2	2	3.0	3	1	0	0	1	4	3.2
Miami (FL)	02/22/2024		07:51	1-1	1.000	1-1	1.000	0-0	.000	2	0	2	3.0	2	1	1	0	0	3	3.2
Totals		3	298:41	27-51	.529	4-8	.500	12-16	.750	20	45	65	3.0	48	9	20	12	9	70	3.2

Player Averages

Games Played	Minutes/game	Points/game	FG Pct	3FG Pct	FT Pct	Rebounds/game	Assists/game	Turnovers/game	Assist/Turnover ratio	Steals/game	Blocks/game
22	13.6	3.2	52.9	50.0	75.0	3.0	0.4	0.9	0.5	0.4	0.5



14 Kaydan Lawson

Senior • Guard • 6-0
Cleveland, Ohio • Orange HS

2022-23

- All-ACC Academic Team
- Appeared in 28 games with 18 starts
- Averaged 5.6 points and 4.5 rebounds per game. Had 30 steals with 15 blocked shots
- Scored a career-high 18 points in the opener against GW, passing her previous high of 14 against BC last season (11/7)
- 5-of-8 shooting for 15 points in the win against Wake Forest (11/13)
- Grabbed a career-high 15 rebounds against Boston College, also logging her first career double-double with 11 points (1/15)
- ACC Academic Honor Roll

2021-22

- Appeared in 26 of 27 games, missing the season-opener at JMU
- Averaged 4.3 points per game with 4.4 rebounds
- Had a team-high nine rebounds against USC, her first time leading the team in rebounds (11/14)
- Scored 10 points in the Richmond game, her first double-digit scoring game of the year (11/29)
- Led the team in rebounding at George Washington while also logging her second double-digit scoring game with 10 points (12/5)
- Made her first career start at Georgia Tech (1/9)
- Grabbed a career-high 14 rebounds at North Carolina (1/20), the highest single-game effort by a Cavalier this season

CAREER STATISTICS

LAWSON, Kaydan

SEASON TEAM	GP-GS	MIN/AVG	Field Goals			3-Point		F-Throws		Rebounds				Scoring					
			FG-FGA	FG%	3FG-3FGA	3FG%	FT-FTA	FT%	OFF	DEF	TOT	AVG	PF-FO	A	TO	BLK	STL	PTS	AVG
2020-21 UVa	5-1	125/24.9	14-42	.333	3-9	.333	14-18	.778	6	10	16	3.2	14-0	11	19	4	7	45	9.0
2021-22 UVa	26-1	522/20.1	41-146	.281	9-59	.153	20-38	.526	35	79	114	4.4	66-3	43	46	10	21	111	4.3
2022-23 UVa	28-18	623/22.3	51-165	.309	24-88	.273	30-44	.682	38	89	127	4.5	73-2	39	50	15	30	156	5.6
2023-24 UVa	21-0	213/10.1	14-43	.326	7-27	.259	13-18	.722	14	33	47	2.2	32-0	8	14	5	11	48	2.3
TOTAL	80-20	1482/18.5	120-396	.303	43-183	.235	77-118	.653	93	211	304	3.8	185-5	101	129	34	69	360	4.5

Single Game Highs

Statistic	Value	
Points	18	vs George Washington 11/07/22
Rebounds	15	vs Boston College 01/15/23
Assists	5	vs Syracuse 02/08/22, vs North Carolina 01/12/23
Steals	4	vs Duke 02/19/23
Blocks	2	6 times
FG Made	7	vs George Washington 11/07/22
FG Attempts	15	at Duke 01/23/22
3FG Made	4	vs George Washington 11/07/22
3FG Attempts	8	vs Duke 02/19/23
FT Made	5	vs East Carolina 11/29/20, vs Clemson 12/10/20, vs Campbell 11/23/22
FT Attempts	7	vs Campbell 11/23/22

2023-24 GAME-BY-GAME STATISTICS

#14 LAWSON, Kaydan

Opponent	Date	GS	MIN	Total		3-Pointers		Free throws		Rebounds				PF	A	TO	BLK	STL	PTS	AVG
				FG-FGA	PCT	3FG-3FGA	PCT	FT-FTA	PCT	OFF	DEF	TOT	AVG							
Oklahoma	11/19/2023		15:30	2-4	.500	1-3	.333	1-2	.500	1	3	4	4.0	3	1	0	0	2	6	6.0
vs Tulane	11/24/2023		16:33	0-3	.000	0-1	.000	0-0	.000	1	3	4	4.0	4	0	0	0	0	0	3.0
vs LSU	11/25/2023		01:38	0-0	.000	0-0	.000	0-0	.000	0	0	0	2.7	0	0	0	0	0	0	2.0
at La Salle	12/03/2023		11:10	3-6	.500	1-3	.333	0-0	.000	2	1	3	2.8	0	1	1	0	0	7	3.3
Rider	12/06/2023		12:06	1-3	.333	1-2	.500	0-2	.000	1	2	3	2.8	1	0	0	0	0	3	3.2
Wofford	12/16/2023		15:42	2-5	.400	0-2	.000	0-0	.000	2	4	6	3.3	0	1	4	0	2	4	3.3
Fordham	12/21/2023		15:23	2-4	.500	2-4	.500	0-0	.000	0	4	4	3.4	3	3	1	0	0	6	3.7
NC State	12/31/2023		12:22	0-1	.000	0-1	.000	1-2	.500	0	1	1	3.1	0	1	0	0	0	1	3.4
at Georgia Tech	01/04/2024		08:59	0-0	.000	0-0	.000	4-4	1.000	3	1	4	3.2	1	0	0	0	0	4	3.4
Duke	01/07/2024		06:45	0-0	.000	0-0	.000	0-0	.000	0	0	0	2.9	1	0	0	0	0	0	3.1
at NC State	01/11/2024		12:46	1-2	.500	0-1	.000	2-2	1.000	1	1	2	2.8	1	0	0	0	1	4	3.2
at North Carolina	01/14/2024		05:51	0-0	.000	0-0	.000	0-0	.000	0	0	0	2.6	2	0	0	0	0	0	2.9
Notre Dame	01/18/2024		10:18	1-3	.333	0-1	.000	0-0	.000	1	2	3	2.6	2	0	1	1	1	2	2.8
at Florida St.	01/21/2024		07:44	0-1	.000	0-1	.000	0-0	.000	0	1	1	2.5	1	0	0	1	0	0	2.6
Pittsburgh	01/25/2024		12:44	0-4	.000	0-4	.000	0-0	.000	1	5	6	2.7	2	0	2	0	1	0	2.5
North Carolina	01/28/2024		00:05	0-0	.000	0-0	.000	0-0	.000	0	0	0	2.6	0	0	0	0	0	0	2.3
at Virginia Tech	02/01/2024		06:48	1-1	1.000	1-1	1.000	0-0	.000	0	1	1	2.5	2	0	1	1	0	3	2.4
Clemson	02/04/2024		09:36	1-2	.500	1-1	1.000	0-0	.000	0	1	1	2.4	2	0	0	0	1	3	2.4
at Boston College	02/08/2024		19:29	0-3	.000	0-2	.000	2-2	1.000	1	2	3	2.4	3	1	3	1	2	2	2.4
at Wake Forest	02/11/2024		07:45	0-1	.000	0-0	.000	3-4	.750	0	1	1	2.4	4	0	1	0	0	3	2.4
Miami (FL)	02/22/2024		03:50	0-0	.000	0-0	.000	0-0	.000	0	0	0	2.2	0	0	0	1	1	0	2.3
Totals			0 213:04	14-43	.326	7-27	.259	13-18	.722	14	33	47	2.2	32	8	14	5	11	48	2.3

Player Averages

Games Played	Minutes/game	Points/game	FG Pct	3FG Pct	FT Pct	Rebounds/game	Assists/game	Turnovers/game	Assist/Turnover ratio	Steals/game	Blocks/game
21	10.1	2.3	32.6	25.9	72.2	2.2	0.4	0.7	0.6	0.5	0.2



20 Camryn Taylor

Fifth Year • Forward • 6-2
Peoria, Ill. • Richwoods HS • Marquette

2023-24

- Registered a double-double with 11 points and 10 rebounds in UVA's 91-87 road win at then-No. 15 Florida State
- Recorded her 10th career double-double with 17 points and a career-high 15 rebounds against No. 3 NC State (12/31)
- Finished with 18 points and 13 rebounds in UVA's win over Rider (12/6)
- Her 13 rebounds against the Broncs also tied her career high
- Finished a career-best 10-for-10 at the free throw at La Salle (12/3)
- Recorded her 12th career 20-point game with 22 points in UVA's 76-52 win over UMES (11/8)
- Also made a career-high eight free throws on nine attempts against the Hawks

2022-23

- All-ACC Second Team
- Started all 30 games, leading the team in scoring (13.9 ppg) and rebounding (6.3 rpg)
- Finished 10th in the ACC in points per game
- Finished seventh in the ACC in field goal shooting percentage (45.9 percent) and 10th in field goal percentage (74.5 percent)
- Logged 21 games scoring in double figures, including with two 20-point performances and two double-doubles
- Team's leading scorer in 14 of 30 games with seven times being the top rebounder

CAREER STATISTICS

TAYLOR, Camryn

SEASON	TEAM	GP-GS	MIN/AVG	Field Goals		3-Point		F-Throws		Rebounds				Scoring						
				FG-FGA	FG%	3FG-3FGA	3FG%	FT-FTA	FT%	OFF	DEF	TOT	AVG	PF-FO	A	TO	BLK	STL	PTS	AVG
2019-20	Marq	31-0	506/16.3	114-214	.533	0-0	.000	59-94	.628	47	71	118	3.8	74-1	22	40	17	12	287	9.3
2020-21	Marq	26-26	640/24.6	128-248	.516	0-3	.000	55-82	.671	74	105	179	6.9	85-3	44	53	10	15	311	12.0
2021-22	UVa	12-12	326/27.2	60-149	.403	2-11	.182	32-43	.744	25	48	73	6.1	38-2	14	34	5	15	154	12.8
2022-23	UVa	30-30	748/24.9	168-366	.459	3-18	.167	79-106	.745	75	110	185	6.2	105-6	21	71	23	34	418	13.9
2023-24	UVa	22-20	534/24.3	117-244	.480	10-18	.556	76-88	.864	68	72	140	6.4	76-5	12	38	23	17	320	14.5
TOTAL FOR UVA	64-62	1608/25.1	345-759	.455	15-47	.319	187-237	.789	168	230	398	6.2	219-13	47	143	51	66	892	13.9	
TOTAL	121-88	2755/22.8	587-1221	.481	15-50	.300	301-413	.729	289	406	695	5.7	378-17	113	236	78	93	1490	12.3	

Single Game Highs

Statistic	Value	
Points	27	vs Milwaukee 12/02/20, at Creighton 02/01/21, at James Madison 11/09/21
Rebounds	15	vs NC State 12/31/23
Assists	5	at Butler 01/24/21
Steals	3	7 times
Blocks	4	vs Morgan St. 12/18/22, vs Campbell 11/12/23
FG Made	12	vs Milwaukee 12/02/20, at Creighton 02/01/21
FG Attempts	22	vs Minnesota 11/26/22
3FG Made	2	4 times
3FG Attempts	3	vs George Washington 11/07/22, vs UMES 11/08/23, at North Carolina 01/14/24
FT Made	10	at La Salle 12/03/23
FT Attempts	10	vs Seton Hall 01/12/20, at James Madison 11/09/21, at La Salle 12/03/23

2023-24 GAME-BY-GAME STATISTICS

#20 TAYLOR, Camryn

Opponent	Date	GS	MIN	Total		3-Pointers		Free throws		Rebounds				PF				PTS	AVG		
				FG-FGA	PCT	3FG-3FGA	PCT	FT-FTA	PCT	OFF	DEF	TOT	AVG	PF	A	TO	BLK			STL	
UMES	11/08/2023	*	31:03	7-15	.467	0-3	.000	8-9	.889	7	2	9	9.0	3	1	5	0	1	22	22.0	
Campbell	11/12/2023	*	27:45	5-12	.417	0-0	.000	6-6	1.000	1	2	3	6.0	3	0	2	4	2	16	19.0	
William & Mary	11/15/2023	*	23:40	4-12	.333	0-0	.000	4-5	.800	3	4	7	6.3	3	1	2	2	1	12	16.7	
Oklahoma	11/19/2023	*	24:07	6-12	.500	0-0	.000	5-5	1.000	5	1	6	6.3	4	1	2	1	2	17	16.8	
vs Tulane	11/24/2023	*	17:10	4-6	.667	0-0	.000	0-0	.000	1	2	3	5.6	2	0	0	1	1	8	15.0	
vs LSU	11/25/2023	*	20:50	1-9	.111	0-0	.000	2-2	1.000	2	2	4	5.3	3	0	1	2	1	4	13.2	
Missouri	11/30/2023	*	39:12	10-19	.526	0-0	.000	6-7	.857	4	5	9	5.9	3	1	1	1	0	26	15.0	
at La Salle	12/03/2023	*	21:35	0-5	.000	0-0	.000	10-10	1.000	2	3	5	5.8	4	2	0	0	1	10	14.4	
Rider	12/06/2023	*	27:18	7-11	.636	0-0	.000	4-4	1.000	7	6	13	6.6	2	0	3	0	1	18	14.8	
Wofford	12/16/2023	*	16:17	6-9	.667	0-0	.000	1-2	.500	3	1	4	6.3	3	0	1	0	0	13	14.6	
Fordham	12/21/2023	*	26:13	4-9	.444	0-0	.000	2-3	.667	4	4	8	6.5	4	2	3	2	0	10	14.2	
NC State	12/31/2023	*	31:02	7-16	.438	2-2	1.000	1-2	.500	4	11	15	7.2	4	1	3	0	0	17	14.4	
at Georgia Tech	01/04/2024	*	32:29	7-12	.583	1-1	1.000	4-4	1.000	0	4	4	6.9	4	0	2	1	2	19	14.8	
Duke	01/07/2024	*	21:57	5-10	.500	0-1	.000	7-9	.778	2	0	2	6.6	5	0	0	0	0	17	14.9	
at NC State	01/11/2024	*	27:56	9-16	.563	2-2	1.000	2-4	.500	3	3	6	6.5	5	0	3	2	0	22	15.4	
at North Carolina	01/14/2024	*	26:13	5-15	.333	2-3	.667	4-4	1.000	3	4	7	6.6	4	0	2	0	1	16	15.4	
Notre Dame	01/18/2024	*	14:27	2-7	.286	0-2	.000	2-2	1.000	1	2	3	6.4	5	0	2	1	0	6	14.9	
at Florida St.	01/21/2024	*	16:29	5-10	.500	1-1	1.000	0-0	.000	3	7	10	6.6	5	0	1	1	0	11	14.7	
Pittsburgh	01/25/2024	*	08:50	1-5	.200	0-1	.000	2-2	1.000	1	0	1	6.3	0	0	0	1	0	4	14.1	
at Wake Forest	02/11/2024	*	19:23	5-7	.714	2-2	1.000	2-2	1.000	1	1	2	6.1	5	0	0	2	0	14	14.1	
Syracuse	02/18/2024	*	30:22	9-15	.600	0-0	.000	2-2	1.000	6	2	8	6.1	3	2	0	0	1	20	14.4	
Miami (FL)	02/22/2024	*	29:44	8-12	.667	0-0	.000	2-4	.500	5	6	11	6.4	2	1	5	2	3	18	14.5	
Totals			20	534:00	117-244	.480	10-18	.556	76-88	.864	68	72	140	6.4	76	12	38	23	17	320	14.5

Player Averages

Games Played	Minutes/game	Points/game	FG Pct	3FG Pct	FT Pct	Rebounds/game	Assists/game	Turnovers/game	Assist/Turnover ratio	Steals/game	Blocks/game
22	24.3	14.5	48.0	55.6	86.4	6.4	0.5	1.7	0.3	0.8	1.0



21 Kymora Johnson

Freshman • Guard • 5-7
 Charlottesville, Va. • St. Anne's-Belfield

2023-24

- Scored a season-high 35 points on 14-of-20 shooting in UVA's 91-87 win at then-No. 15 Florida State (1/21)
- Her 35 points are second most by a freshman in program history
- Scored 26 points on 10-of-13 shooting, including 6-of-7 from 3-point range, in UVA's win over Fordham (12/21)
- Also had five rebounds and seven assists against the Rams
- Tied her season high of nine assists against Wofford (12/16)
- Scored 17 points after shooting 6-for-6 from the field and 4-for-5 at the charity stripe at La Salle (12/3)
- Dished out nine assists in 81-59 win over Tulane (11/24)
- Recorded back-to-back games with 15 points against Maryland Eastern Shore (11/8) and Campbell (11/12)

Background

- McDonald's High School All-American
- Won the three-point shooting contest at the McDonald's All-American game
- Two-time Gatorade State Player of the Year (2022-23)
- Two-time Max Preps Virginia Player of the Year (2022-23)
- Five-star recruit ranked No. 24 in the espnW HoopGurlz recruiting rankings
- Three-time VISAA Division I All-State

CAREER STATISTICS

JOHNSON, Kymora

SEASON	TEAM	GP-GS	MIN	Field Goals			3-Point		F-Throws		Rebounds				Scoring					
				FG-FGA	FG%	3FG-3FGA	3FG%	FT-FTA	FT%	OFF	DEF	TOT	AVG	PF-FO	A	TO	BLK	STL	PTS	AVG
2023-24	UVA	26-26	787/30.3	149-357	.417	50-155	.323	51-61	.836	23	95	118	4.5	53-0	141	75	7	48	399	15.3
TOTAL		26-26	787/30.3	149-357	.417	50-155	.323	51-61	.836	23	95	118	4.5	53-0	141	75	7	48	399	15.3

Single Game Highs

Statistic	Value	
Points	35	at Florida St. 01/21/24
Rebounds	8	vs Duke 01/07/24, vs Notre Dame 01/18/24
Assists	10	vs Syracuse 02/18/24
Steals	5	vs Syracuse 02/18/24
Blocks	2	vs Campbell 11/12/23
FG Made	14	at Florida St. 01/21/24
FG Attempts	21	vs NC State 12/31/23
3FG Made	6	vs Fordham 12/21/23
3FG Attempts	11	vs NC State 12/31/23
FT Made	5	at North Carolina 01/14/24, vs North Carolina 01/28/24
FT Attempts	6	at North Carolina 01/14/24, vs North Carolina 01/28/24

2023-24 GAME-BY-GAME STATISTICS

#21 JOHNSON, Kymora

Opponent	Date	GS	MIN	Total		3-Pointers		Free throws		Rebounds				PF	A	TO	BLK	STL	PTS	AVG		
				FG-FGA	PCT	3FG-3FGA	PCT	FT-FTA	PCT	OFF	DEF	TOT	AVG									
UMES	11/08/2023	*	29:40	4-15	.267	3-10	.300	4-4	1.000	0	7	7	7.0	2	2	3	0	1	15	15.0		
Campbell	11/12/2023	*	26:45	7-14	.500	1-3	.333	0-1	.000	2	4	6	6.5	3	7	1	2	1	15	15.0		
William & Mary	11/15/2023	*	26:37	5-9	.556	1-5	.200	0-0	.000	0	3	3	5.3	1	3	1	1	0	11	13.7		
Oklahoma	11/19/2023	*	32:10	4-17	.235	0-7	.000	1-2	.500	0	2	2	4.5	2	6	1	0	4	9	12.5		
vs Tulane	11/24/2023	*	18:55	3-7	.429	3-6	.500	0-0	.000	0	1	1	3.8	2	9	6	1	3	9	11.8		
vs LSU	11/25/2023	*	21:36	4-13	.308	0-7	.000	0-0	.000	1	2	3	3.7	3	2	3	0	2	8	11.2		
Missouri	11/30/2023	*	33:26	4-13	.308	1-6	.167	0-2	.000	0	2	2	3.4	3	7	2	0	1	9	10.9		
at La Salle	12/03/2023	*	19:48	6-6	1.000	1-1	1.000	4-5	.800	0	1	1	3.1	1	4	3	0	3	17	11.6		
Rider	12/06/2023	*	25:39	3-9	.333	0-2	.000	1-1	1.000	3	4	7	3.6	1	4	0	0	1	7	11.1		
Wofford	12/16/2023	*	22:42	3-9	.333	0-5	.000	1-2	.500	0	1	1	3.3	1	9	2	1	1	7	10.7		
Fordham	12/21/2023	*	34:47	10-13	.769	6-7	.857	0-0	.000	0	5	5	3.5	0	7	1	0	2	26	12.1		
NC State	12/31/2023	*	33:16	4-21	.190	2-11	.182	1-2	.500	1	6	7	3.8	0	7	2	1	2	11	12.0		
at Georgia Tech	01/04/2024	*	28:24	3-14	.214	0-6	.000	0-0	.000	0	3	3	3.7	3	6	4	0	3	6	11.5		
Duke	01/07/2024	*	32:27	5-15	.333	0-3	.000	4-4	1.000	3	5	8	4.0	1	2	3	0	3	14	11.7		
at NC State	01/11/2024	*	33:05	6-19	.316	2-8	.250	0-0	.000	1	3	4	4.0	3	4	1	0	0	14	11.9		
at North Carolina	01/14/2024	*	27:48	3-9	.333	2-5	.400	5-6	.833	0	5	5	4.1	4	5	2	0	1	13	11.9		
Notre Dame	01/18/2024	*	32:57	6-14	.429	2-7	.286	2-2	1.000	2	6	8	4.3	3	7	6	0	1	16	12.2		
at Florida St.	01/21/2024	*	35:50	14-20	.700	3-7	.429	4-5	.800	2	5	7	4.4	1	6	4	0	0	35	13.4		
Pittsburgh	01/25/2024	*	31:49	6-14	.429	3-7	.429	2-2	1.000	3	4	7	4.6	3	4	6	1	2	17	13.6		
North Carolina	01/28/2024	*	29:21	8-12	.667	4-5	.800	5-6	.833	0	6	6	4.7	4	4	2	0	3	25	14.2		
at Virginia Tech	02/01/2024	*	35:43	7-20	.350	4-7	.571	4-4	1.000	1	2	3	4.6	2	3	3	0	0	22	14.6		
Clemson	02/04/2024	*	37:21	10-20	.500	1-5	.200	3-3	1.000	2	3	5	4.6	3	8	4	0	1	24	15.0		
at Boston College	02/08/2024	*	31:43	3-6	.500	0-1	.000	4-4	1.000	0	3	3	4.5	1	4	4	0	1	10	14.8		
at Wake Forest	02/11/2024	*	32:13	8-13	.615	3-6	.500	4-4	1.000	1	5	6	4.6	2	7	1	0	4	23	15.1		
Syracuse	02/18/2024	*	36:32	5-18	.278	3-9	.333	2-2	1.000	0	4	4	4.6	3	10	6	0	5	15	15.1		
Miami (FL)	02/22/2024	*	35:58	8-17	.471	5-9	.556	0-0	.000	1	3	4	4.5	1	4	4	0	3	21	15.3		
Totals			26	786:32		149-357	.417	50-155	.323	51-61	.836	23	95	118	4.5	53	141	75	7	48	399	15.3

Player Averages

Games Played	Minutes/game	Points/game	FG Pct	3FG Pct	FT Pct	Rebounds/game	Assists/game	Turnovers/game	Assist/Turnover ratio	Steals/game	Blocks/game
26	30.3	15.3	41.7	32.3	83.6	4.5	5.4	2.9	1.9	1.8	0.3



23 Alexia Smith

Senior • Guard • 5-8

Columbus, Ohio. • Columbus Africentric Early College • Minnesota

2023-24

- Recorded her first career double-double with 10 points and a career-high 13 rebounds in 87-81 overtime win over Missouri (11/30)

2022-23

- All-ACC Academic Team
- Appeared in 29 games with 13 starts
- Averaged 5.6 points and 4.2 rebounds per game.
- 58 assists with a 1.41 assist-to-turnover ratio. Also had 35 steals
- Made her Cavalier debut against UMBC, grabbing a career-high nine rebounds (11/10)
- Made her first start of the season against Campbell (11/23)
- Led the team in scoring with 11 points at Duke (12/21)
- Scored 14 points in the ACC Tournament game against Wake Forest
- ACC Academic Honor Roll

At Minnesota (2020-22)

- Played two seasons for the Golden Gophers (2020-22), appearing in 52 games with 13 starts
- Averaged 3.9 points, 2.3 rebounds and 1.6 assists per game

CAREER STATISTICS

SMITH, Alexia

SEASON	TEAM	GP-GS	MIN/AVG	FG-FGA	FG%	3FG-3FGA	3FG%	FT-FTA	FT%	OFF	DEF	TOT	AVG	PF-FO	A	TO	BLK	STL	PTS	AVG
2020-21	MINN	19-12	521/27.4	36-94	.383	6-20	.300	14-19	.737	17	34	51	2.7	28-0	31	26	0	13	92	4.8
2021-22	MINN	33-1	537/16.3	41-115	.357	4-16	.250	25-39	.641	21	45	66	2.0	22-0	54	42	4	15	111	3.4
2022-23	Uva	29-13	665/22.9	67-178	.376	9-32	.281	19-25	.760	30	91	121	4.2	22-0	58	41	5	35	162	5.6
2023-24	Uva	26-16	473/18.2	37-104	.356	6-22	.273	23-37	.622	26	78	104	4.0	23-0	56	31	3	19	103	4.0
TOTAL FOR Uva		55-29	1138/20.7	104-282	.369	15-54	.278	42-62	.677	56	169	225	4.1	45-0	114	72	8	54	265	4.8
TOTAL		107-42	2195/20.5	181-491	.369	25-90	.278	81-120	.675	94	248	342	3.2	95-0	199	140	12	82	468	4.4

Single Game Highs

Statistic	Value	
Points	14	vs UTSA 11/28/21, vs Wake Forest 03/01/23
Rebounds	13	vs Missouri 11/30/23
Assists	8	vs Miami (FL) 02/22/24
Steals	3	5 times
Blocks	2	vs UMEs 11/08/23
FG Made	6	vs Wake Forest 03/01/23
FG Attempts	11	vs Wake Forest 03/01/23
3FG Made	2	vs Indiana 12/23/20, at Penn St. 11/30/22, vs Miami (FL) 02/22/24
3FG Attempts	3	8 times
FT Made	7	vs North Carolina 01/28/24
FT Attempts	10	vs North Carolina 01/28/24

2023-24 GAME-BY-GAME STATISTICS

#23 SMITH, Alexia

Opponent	Date	GS	MIN	Total			3-Pointers		Free throws		Rebounds					PF	A	TO	BLK	STL	PTS	AVG
				FG	FGA	PCT	3FG	3FGA	PCT	FT	FTA	PCT	OFF	DEF	TOT							
UMES	11/08/2023	*	20:32	1-6	.167	0-2	.000	0-0	.000	4	3	7	7.0	2	2	0	2	2	2	2	2.0	
Campbell	11/12/2023	*	25:48	4-6	.667	1-2	.500	1-2	.500	2	4	6	6.5	1	1	0	0	2	10	6.0		
William & Mary	11/15/2023	*	21:49	0-6	.000	0-1	.000	3-4	.750	3	3	6	6.3	0	4	0	0	0	3	5.0		
Oklahoma	11/19/2023	*	18:57	1-4	.250	0-0	.000	0-0	.000	0	2	2	5.3	0	0	0	0	2	2	4.3		
vs Tulane	11/24/2023		17:35	4-5	.800	0-1	.000	2-2	1.000	0	3	3	4.8	0	0	0	0	3	10	5.4		
vs LSU	11/25/2023	*	26:04	2-6	.333	0-3	.000	1-3	.333	2	3	5	4.8	3	1	3	0	1	5	5.3		
Missouri	11/30/2023	*	35:19	5-10	.500	0-2	.000	0-0	.000	4	9	13	6.0	0	3	2	0	2	10	6.0		
at La Salle	12/03/2023	*	14:00	0-4	.000	0-0	.000	0-0	.000	0	1	1	5.4	0	1	1	0	0	0	5.3		
Rider	12/06/2023	*	18:25	5-8	.625	1-1	1.000	0-0	.000	1	1	2	5.0	0	1	1	0	1	11	5.9		
Wofford	12/16/2023	*	23:35	3-7	.429	1-1	1.000	0-0	.000	0	4	4	4.9	1	3	2	0	0	7	6.0		
Fordham	12/21/2023	*	23:40	1-1	1.000	0-0	.000	0-0	.000	0	5	5	4.9	0	1	3	0	2	2	5.6		
NC State	12/31/2023	*	15:31	1-2	.500	0-0	.000	0-0	.000	0	3	3	4.8	2	2	1	0	1	2	5.3		
at Georgia Tech	01/04/2024	*	10:53	0-2	.000	0-1	.000	0-2	.000	0	3	3	4.6	2	1	0	0	0	0	4.9		
Duke	01/07/2024		08:30	1-1	1.000	0-0	.000	0-0	.000	0	0	0	4.3	0	0	2	0	0	2	4.7		
at NC State	01/11/2024	*	17:57	1-5	.200	0-0	.000	0-0	.000	2	7	9	4.6	0	6	1	0	0	2	4.5		
at North Carolina	01/14/2024	*	16:23	2-7	.286	0-0	.000	0-0	.000	2	3	5	4.6	2	5	1	0	0	4	4.5		
Notre Dame	01/18/2024	*	07:42	0-0	.000	0-0	.000	0-0	.000	0	1	1	4.4	2	1	0	0	0	0	4.2		
at Florida St.	01/21/2024		15:02	0-3	.000	0-0	.000	0-0	.000	0	4	4	4.4	0	1	2	1	0	0	4.0		
Pittsburgh	01/25/2024		17:46	1-3	.333	0-1	.000	2-4	.500	1	7	8	4.6	0	2	1	0	1	4	4.0		
North Carolina	01/28/2024		20:34	0-6	.000	0-1	.000	7-10	.700	1	5	6	4.7	0	6	2	0	0	7	4.2		
at Virginia Tech	02/01/2024		22:30	0-1	.000	0-0	.000	2-4	.500	1	1	2	4.5	0	2	0	0	1	2	4.0		
Clemson	02/04/2024		08:32	0-2	.000	0-1	.000	0-0	.000	0	2	2	4.4	3	2	1	0	0	0	3.9		
at Boston College	02/08/2024		01:47	0-0	.000	0-0	.000	2-2	1.000	0	0	0	4.2	0	0	2	0	0	2	3.8		
at Wake Forest	02/11/2024		14:47	1-3	.333	1-2	.500	0-0	.000	0	1	1	4.1	2	3	4	0	0	3	3.8		
Syracuse	02/18/2024		14:00	0-0	.000	0-0	.000	1-2	.500	2	1	3	4.0	1	0	2	0	0	1	3.6		
Miami (FL)	02/22/2024	*	35:00	4-6	.667	2-3	.667	2-2	1.000	1	2	3	4.0	2	8	0	0	1	12	4.0		
Totals			16	472:41	.356	6-22	.273	23-37	.622	26	78	104	4.0	23	56	31	3	19	103	4.0		

Player Averages

Games Played	Minutes/game	Points/game	FG Pct	3FG Pct	FT Pct	Rebounds/game	Assists/game	Turnovers/game	Assist/Turnover ratio	Steals/game	Blocks/game
26	18.2	4.0	35.6	27.3	62.2	4.0	2.2	1.2	1.8	0.7	0.1



32 Cady Pauley

Sophomore • Guard • 5-11
Milan, Mo. • Milan HS

2022-23

- Appeared in 24 games, averaging 3.5 points and 1.1 rebounds per game
- Of her 30 made field goals, 22 were threes
- Made her collegiate debut against George Washington, scoring three points in 10 minutes on the court
- Had her first double-digit scoring game against UNCW, with 11 points in 18 minutes on the court (12/4)
- Ranked No. 9 in the Sportscenter Top 10 for a pass in the Morgan State game (12/20)
- Hit four three-pointers for a career-high 12 points at Clemson, her second double-digit scoring game of the year (2/23)

Background

- Her 3,074 career points at Milan High rank eighth all-time in Missouri girl's basketball history
- Ranked 10th nationally by MaxPreps in scoring her senior season, averaging 33 points per game. Also averaged 9.7 rebounds per game
- Two-time Kirksville Daily Express Basketball Player of the Year and KMZU Player of the Year
- Three-time Prep Hoops All-State and two-time Class 3 All-State
- Four-time unanimous All-Conference selection
- Four-time first-team All-District
- McDonald's All-America nominee

CAREER STATISTICS

PAULEY, Cady

SEASON	TEAM	GP-GS	MIN/AVG	Field Goals		3-Point		F-Throws		Rebounds				Scoring						
				FG-FGA	FG%	3FG-3FGA	3FG%	FT-FTA	FT%	OFF	DEF	TOT	AVG	PF-FO	A	TO	BLK	STL	PTS	AVG
2022-23	UVa	24-0	250/10.4	30-101	.297	22-80	.275	2-3	.667	7	19	26	1.1	17-1	16	17	2	7	84	3.5
2023-24	UVa	17-0	129/7.6	17-57	.298	11-46	.239	5-6	.833	4	6	10	0.6	11-0	6	7	2	2	50	2.9
TOTAL		41-0	379/9.2	47-158	.297	33-126	.262	7-9	.778	11	25	36	0.9	28-1	22	24	4	9	134	3.3

Single Game Highs

Statistic	Value	
Points	12	at Clemson 02/23/23, at Miami (FL) 02/26/23
Rebounds	5	vs Wake Forest 03/01/23
Assists	2	6 times
Steals	3	at Notre Dame 01/22/23
Blocks	1	4 times
FG Made	4	vs UNCW 12/04/22, at Clemson 02/23/23, at Miami (FL) 02/26/23
FG Attempts	12	at Clemson 02/23/23, at Miami (FL) 02/26/23
3FG Made	4	at Clemson 02/23/23, at Miami (FL) 02/26/23
3FG Attempts	12	at Clemson 02/23/23
FT Made	4	vs Rider 12/06/23
FT Attempts	4	vs Rider 12/06/23

2023-24 GAME-BY-GAME STATISTICS

#32 PAULEY, Cady

Opponent	Date	GS	MIN	Total		3-Pointers		Free throws		Rebounds				PF	A	TO	BLK	STL	PTS	AVG
				FG-FGA	PCT	3FG-3FGA	PCT	FT-FTA	PCT	OFF	DEF	TOT	AVG							
UMES	11/08/2023		08:52	0-5	.000	0-3	.000	0-0	.000	0	0	0	0.0	0	1	0	0	0	0	0.0
Campbell	11/12/2023		04:49	0-2	.000	0-2	.000	0-0	.000	0	0	0	0.0	0	0	0	0	0	0	0.0
William & Mary	11/15/2023		09:50	1-6	.167	0-4	.000	0-0	.000	3	1	4	1.3	1	0	0	1	1	2	0.7
vs Tulane	11/24/2023		11:02	3-7	.429	2-6	.333	0-0	.000	0	1	1	1.3	2	1	0	0	1	8	2.5
Missouri	11/30/2023		04:15	1-2	.500	1-2	.500	0-0	.000	0	0	0	1.0	1	0	1	0	0	3	2.6
at La Salle	12/03/2023		11:39	2-6	.333	1-5	.200	0-0	.000	0	2	2	1.2	3	0	0	0	0	5	3.0
Rider	12/06/2023		10:38	0-4	.000	0-4	.000	4-4	1.000	0	1	1	1.1	0	2	1	0	0	4	3.1
Wofford	12/16/2023		07:42	1-3	.333	0-2	.000	0-0	.000	0	0	0	1.0	0	1	0	0	0	2	3.0
Fordham	12/21/2023		08:36	2-3	.667	1-2	.500	1-2	.500	0	1	1	1.0	0	0	2	0	0	6	3.3
at Georgia Tech	01/04/2024		02:59	0-0	.000	0-0	.000	0-0	.000	0	0	0	0.9	1	0	0	1	0	0	3.0
Duke	01/07/2024		00:26	0-0	.000	0-0	.000	0-0	.000	0	0	0	0.8	0	0	0	0	0	0	2.7
at NC State	01/11/2024		05:53	0-1	.000	0-1	.000	0-0	.000	0	0	0	0.8	0	0	0	0	0	0	2.5
Notre Dame	01/18/2024		06:40	0-2	.000	0-2	.000	0-0	.000	0	0	0	0.7	0	0	0	0	0	0	2.3
Pittsburgh	01/25/2024		06:23	2-5	.400	1-3	.333	0-0	.000	0	0	0	0.6	0	0	1	0	0	5	2.5
North Carolina	01/28/2024		09:05	1-2	.500	1-2	.500	0-0	.000	0	0	0	0.6	1	0	0	0	0	3	2.5
Clemson	02/04/2024		12:39	2-6	.333	2-5	.400	0-0	.000	1	0	1	0.6	1	0	2	0	0	6	2.8
Syracuse	02/18/2024		07:16	2-3	.667	2-3	.667	0-0	.000	0	0	0	0.6	1	1	0	0	0	6	2.9
Totals			0 128:44	17-57	.298	11-46	.239	5-6	.833	4	6	10	0.6	11	6	7	2	2	50	2.9

Player Averages

Games Played	Minutes/game	Points/game	FG Pct	3FG Pct	FT Pct	Rebounds/game	Assists/game	Turnovers/game	Assist/Turnover ratio	Steals/game	Blocks/game
17	7.6	2.9	29.8	23.9	83.3	0.6	0.4	0.4	0.9	0.1	0.1



33 Sam Brunelle

Graduate Student • Forward • 6-2

Ruckersville, Va • William Monroe HS • Notre Dame

2023-24

- Katrina McClain Award (nation's top power forward) Watch List selection
- Represents UVA on the ACC's Student-Athlete Advisory Committee (SAAC) Executive Board

2022-23

- Started 22 games for the Cavaliers before having her season cut short by an injury, scoring in double figures in 14 of those games
- Averaged 11.0 points per game
- Shot 40.0 percent from three-point range (34-of-85) and 91.2 percent from the free throw line (31-of-34)
- Scored the 1,000th point of her collegiate career on Jan. 15 on a three-pointer with 1:42 remaining in the third quarter of the Boston College game. She scored 797 of her points at Notre Dame
- Coach's Award of Excellence winner at the Hoos Choice Awards
- Opened her UVA career with back-to-back double-digit scoring performances including scoring a team-high 21 points against UMBC. It was the eighth 20-point game of her career
- Went 3-of-3 from three-point range in the fourth quarter against Minnesota, tallying 17 points total (11/26)

CAREER STATISTICS

BRUNELLE, Sam

SEASON	TEAM	GP-GS	MIN/AVG	Field Goals		3-Point		F-Throws		Rebounds				Scoring						
				FG-FGA	FG%	3FG-3FGA	3FG%	FT-FTA	FT%	OFF	DEF	TOT	AVG	PF-FO	A	TO	BLK	STL	PTS	AVG
2019-20	ND	31-31	1050/33.9	162-408	.397	58-184	.315	50-67	.746	38	142	180	5.8	65-1	51	92	30	26	432	13.9
2020-21	ND	17-0	388/22.8	61-126	.484	23-60	.383	3-4	.750	12	52	64	3.8	43-2	27	36	8	6	148	8.7
2021-22	ND	32-0	528/16.5	90-200	.450	28-91	.308	9-14	.643	14	65	79	2.5	41-0	37	34	20	15	217	6.8
2022-23	Uva	21-21	563/26.8	83-180	.461	34-85	.400	31-34	.912	31	53	84	4.0	47-1	39	30	15	9	231	11.0
2023-24	Uva	24-15	489/20.4	55-150	.367	36-103	.350	17-20	.850	19	62	81	3.4	31-0	22	22	23	12	163	6.8
TOTAL FOR UVA		45-36	1052/23.4	138-330	.418	70-188	.372	48-54	.889	50	115	165	3.7	78-1	61	52	38	21	394	8.8
TOTAL		125-67	3018/24.1	451-1064	.424	179-523	.342	110-139	.791	114	374	488	3.9	227-4	176	214	96	68	1191	9.5

Single Game Highs

Statistic	Value	
Points	31	vs DePaul 12/11/19
Rebounds	13	vs Toledo 11/20/19
Assists	5	4 times
Steals	4	at Boston College 02/13/20, at Wake Forest 01/13/22
Blocks	5	vs Florida St. 01/19/23
FG Made	13	vs DePaul 12/11/19
FG Attempts	20	at Duke 01/16/20
3FG Made	7	at Florida St. 03/01/20
3FG Attempts	12	at Virginia 01/26/20
FT Made	7	at Duke 12/21/22
FT Attempts	10	vs Toledo 11/20/19

2023-24 GAME-BY-GAME STATISTICS

#33 BRUNELLE, Sam

Opponent	Date	GS	MIN	Total		3-Pointers		Free throws		Rebounds				PF		A		TO		BLK		STL		PTS		AVG	
				FG-FGA	PCT	3FG-3FGA	PCT	FT-FTA	PCT	OFF	DEF	TOT	AVG	PF	A	TO	BLK	STL	PTS	AVG							
William & Mary	11/15/2023		13:22	4-6	.667	2-4	.500	2-3	.667	1	3	4	4.0	1	0	1	0	0	0	0	0	12	12.0				
Oklahoma	11/19/2023		23:02	3-9	.333	0-2	.000	0-0	.000	3	3	6	5.0	1	2	1	0	0	0	0	0	6	9.0				
vs Tulane	11/24/2023		19:35	4-7	.571	4-5	.800	0-0	.000	0	4	4	4.7	1	1	2	1	1	1	1	1	12	10.0				
vs LSU	11/25/2023	*	31:57	5-11	.455	5-11	.455	0-0	.000	0	3	3	4.3	4	0	0	3	0	0	0	0	15	11.3				
Missouri	11/30/2023	*	11:32	1-5	.200	1-4	.250	0-0	.000	0	1	1	3.6	0	0	0	1	0	0	0	0	3	9.6				
at La Salle	12/03/2023	*	22:23	4-11	.364	2-6	.333	0-0	.000	2	1	3	3.5	0	0	0	0	0	0	0	0	10	9.7				
Rider	12/06/2023	*	23:07	2-11	.182	2-8	.250	1-2	.500	3	1	4	3.6	2	1	0	0	0	1	1	7	9.3					
Wofford	12/16/2023	*	11:29	0-1	.000	0-0	.000	0-0	.000	1	2	3	3.5	0	0	1	1	3	0	0	0	8.1					
Fordham	12/21/2023	*	15:24	1-3	.333	1-3	.333	0-0	.000	0	3	3	3.4	0	1	2	0	0	0	0	3	7.6					
NC State	12/31/2023		22:24	1-7	.143	0-6	.000	4-5	.800	1	1	2	3.3	2	0	0	2	0	0	0	6	7.4					
at Georgia Tech	01/04/2024		14:15	0-3	.000	0-2	.000	0-0	.000	0	1	1	3.1	1	0	1	0	0	0	0	0	6.7					
Duke	01/07/2024		24:46	2-3	.667	1-1	1.000	3-3	1.000	0	4	4	3.2	3	0	1	3	0	0	0	8	6.8					
at NC State	01/11/2024	*	18:45	1-5	.200	0-2	.000	0-0	.000	2	2	4	3.2	4	0	5	0	0	0	0	2	6.5					
at North Carolina	01/14/2024	*	13:52	1-5	.200	1-4	.250	0-0	.000	0	1	1	3.1	2	0	1	0	1	0	1	3	6.2					
Notre Dame	01/18/2024		15:09	0-2	.000	0-2	.000	0-0	.000	0	0	0	2.9	1	0	1	0	0	0	0	0	5.8					
at Florida St.	01/21/2024		03:57	0-1	.000	0-0	.000	0-0	.000	0	1	1	2.8	1	0	0	0	0	0	0	0	5.4					
Pittsburgh	01/25/2024		07:16	1-3	.333	1-2	.500	0-0	.000	0	0	0	2.6	1	0	0	0	0	0	0	3	5.3					
North Carolina	01/28/2024	*	30:18	5-9	.556	4-5	.800	0-0	.000	1	6	7	2.8	2	2	1	0	0	2	14	5.8						
at Virginia Tech	02/01/2024	*	20:57	0-5	.000	0-5	.000	0-0	.000	0	4	4	2.9	0	0	0	0	0	1	0	5.5						
Clemson	02/04/2024	*	37:24	9-15	.600	6-11	.545	0-0	.000	1	2	3	2.9	1	4	1	4	1	24	6.4							
at Boston College	02/08/2024	*	24:06	3-6	.500	2-5	.400	2-2	1.000	2	6	8	3.1	3	3	2	1	0	10	6.6							
at Wake Forest	02/11/2024	*	34:55	5-9	.556	2-5	.400	1-1	1.000	0	6	6	3.3	0	1	1	2	1	13	6.9							
Syracuse	02/18/2024	*	28:04	3-9	.333	2-7	.286	2-2	1.000	0	3	3	3.3	1	5	0	2	0	10	7.0							
Miami (FL)	02/22/2024	*	20:49	0-4	.000	0-3	.000	2-2	1.000	2	4	6	3.4	0	2	1	3	1	2	6.8							
Totals			15	488:48	55-150	.367	36-103	.350	17-20	.850	19	62	81	3.4	31	22	22	23	12	163	6.8						

Player Averages

Games Played	Minutes/game	Points/game	FG Pct	3FG Pct	FT Pct	Rebounds/game	Assists/game	Turnovers/game	Assist/Turnover ratio	Steals/game	Blocks/game
24	20.4	6.8	36.7	35.0	85.0	3.4	0.9	0.9	1.0	0.5	1.0



34 London Clarkson

Graduate Student • Forward • 6-2

Pflugerville, Texas • Pflugerville HS • Florida State

2023-24

- Recorded a career-high four blocked shots at Georgia Tech (1/4)
- Tied for a career-high three assists at La Salle (12/3)
- Scored a season-high 17 points in 87-81 overtime win over Missouri (11/30)

2022-23

- All-ACC Academic Team
- Presented the "Teammate of the Year" award for women's basketball at the 2023 Hoos Choice Awards
- Appeared in 29 games with two starts
- Averaged 6.9 points and 3.6 rebounds per game
- Recorded 21 blocked shots and 16 steals
- Scored a career-high 18 points against Boston College (1/15), going 14-of-14 from the free throw line. She set the program's single-game record for free throw efficiency, eclipsing the Ariana Moorer's 2012 record of 13-of-13
- Back-to-back 15-point games at Syracuse (1/6) and at home against Virginia Tech (1/5)
- Came off the bench to score a career-high 23 points at North Carolina (2/2)
- Made her first start of the season at Pittsburgh, grabbing a career-high 10 rebounds (2/5)

CAREER STATISTICS

CLARKSON, London

SEASON	TEAM	GP-GS	MIN/AVG	Field Goals		3-Point		F-Throws		Rebounds				Scoring						
				FG-FGA	FG%	3FG-3FGA	3FG%	FT-FTA	FT%	OFF	DEF	TOT	AVG	PF-FO	A	TO	BLK	STL	PTS	AVG
2019-20	FSU	25-0	187/7.5	7-16	.438	0-0	.000	16-23	.696	15	21	36	1.4	22-0	9	9	3	3	30	1.2
2021-22	UVa	27-20	643/23.8	50-108	.463	0-2	.000	41-73	.562	39	65	104	3.9	93-8	24	68	15	24	141	5.2
2022-23	UVa	29-2	568/19.6	75-131	.573	0-1	.000	50-75	.667	49	55	104	3.6	80-3	19	53	21	16	200	6.9
2023-24	UVa	22-14	474/21.5	45-100	.450	0-0	.000	56-77	.727	41	51	92	4.2	69-2	16	27	15	19	146	6.6
TOTAL FOR UVa		78-36	1685/21.6	170-339	.501	0-3	.000	147-225	.653	129	171	300	3.8	242-13	59	148	51	59	487	6.2
TOTAL		103-36	1872/18.2	177-355	.499	0-3	.000	163-248	.657	144	192	336	3.3	264-13	68	157	54	62	517	5.0

Single Game Highs

Statistic	Value	
Points	23	at North Carolina 02/02/23
Rebounds	10	at Pittsburgh 02/05/23
Assists	3	4 times
Steals	4	vs Pittsburgh 02/20/22
Blocks	4	at Georgia Tech 01/04/24
FG Made	8	at North Carolina 02/02/23
FG Attempts	15	vs Virginia Tech 01/29/23
3FG Attempts	1	vs Virginia Tech 01/27/22, vs American 12/07/21, at Pittsburgh 02/05/23
FT Made	14	vs Boston College 01/15/23
FT Attempts	14	vs Boston College 01/15/23

2023-24 GAME-BY-GAME STATISTICS

#34 CLARKSON, London

Opponent	Date	GS	MIN	Total		3-Pointers		Free throws		Rebounds				PF	A	TO	BLK	STL	PTS	AVG
				FG-FGA	PCT	3FG-3FGA	PCT	FT-FTA	PCT	OFF	DEF	TOT	AVG							
Campbell	11/12/2023	*	28:43	3-7	.429	0-0	.000	6-6	1.000	1	2	3	3.0	2	2	1	0	2	12	12.0
William & Mary	11/15/2023	*	19:45	2-4	.500	0-0	.000	2-2	1.000	1	3	4	3.5	4	0	1	2	1	6	9.0
Oklahoma	11/19/2023	*	19:34	4-8	.500	0-0	.000	5-6	.833	4	0	4	3.7	4	0	1	0	3	13	10.3
vs Tulane	11/24/2023	*	15:46	0-4	.000	0-0	.000	1-2	.500	3	1	4	3.8	1	1	0	1	3	1	8.0
vs LSU	11/25/2023		19:05	1-2	.500	0-0	.000	2-2	1.000	3	0	3	3.6	4	1	1	0	0	4	7.2
Missouri	11/30/2023		31:36	5-6	.833	0-0	.000	7-8	.875	4	3	7	4.2	2	1	0	0	1	17	8.8
at La Salle	12/03/2023		19:46	4-6	.667	0-0	.000	3-4	.750	4	3	7	4.6	4	3	2	0	1	11	9.1
Wofford	12/16/2023	*	32:45	2-4	.500	0-0	.000	3-4	.750	4	5	9	5.1	2	1	1	1	0	7	8.9
Fordham	12/21/2023		26:02	3-4	.750	0-0	.000	3-4	.750	1	1	2	4.8	1	0	1	2	1	9	8.9
NC State	12/31/2023	*	15:46	1-4	.250	0-0	.000	1-2	.500	0	1	1	4.4	4	0	1	1	0	3	8.3
at Georgia Tech	01/04/2024	*	24:17	4-5	.800	0-0	.000	3-7	.429	2	4	6	4.5	5	0	2	4	2	11	8.5
Duke	01/07/2024	*	17:50	0-3	.000	0-0	.000	3-4	.750	3	1	4	4.5	4	0	1	0	0	3	8.1
at NC State	01/11/2024		09:05	0-2	.000	0-0	.000	0-0	.000	1	2	3	4.4	2	0	1	0	0	0	7.5
at North Carolina	01/14/2024		31:33	4-7	.571	0-0	.000	2-4	.500	1	6	7	4.6	4	0	0	0	1	10	7.6
Notre Dame	01/18/2024	*	18:03	2-4	.500	0-0	.000	1-2	.500	2	3	5	4.6	5	0	4	1	0	5	7.5
at Florida St.	01/21/2024	*	28:11	4-9	.444	0-0	.000	2-5	.400	3	3	6	4.7	4	3	2	1	2	10	7.6
Pittsburgh	01/25/2024	*	29:21	0-4	.000	0-0	.000	3-4	.750	1	6	7	4.8	3	2	2	1	0	3	7.4
North Carolina	01/28/2024	*	21:50	3-5	.600	0-0	.000	4-5	.800	0	2	2	4.7	4	0	3	0	0	10	7.5
at Virginia Tech	02/01/2024	*	20:01	1-2	.500	0-0	.000	1-2	.500	0	1	1	4.5	3	0	1	0	0	3	7.3
Clemson	02/04/2024	*	14:30	1-4	.250	0-0	.000	0-0	.000	0	2	2	4.4	3	0	0	0	0	2	7.0
Syracuse	02/18/2024		12:33	0-3	.000	0-0	.000	2-2	1.000	1	0	1	4.2	2	2	1	0	2	2	6.8
Miami (FL)	02/22/2024		17:40	1-3	.333	0-0	.000	2-2	1.000	2	2	4	4.2	2	0	1	1	0	4	6.6
Totals			14	473:42	.450	0-0	.000	56-77	.727	41	51	92	4.2	69	16	27	15	19	146	6.6

Player Averages

Games Played	Minutes/game	Points/game	FG Pct	3FG Pct	FT Pct	Rebounds/game	Assists/game	Turnovers/game	Assist/Turnover ratio	Steals/game	Blocks/game
22	21.5	6.6	45.0	0.0	72.7	4.2	0.7	1.2	0.6	0.9	0.7



41 Taylor Lauterbach

Graduate Student • Center • 6-7
Appleton, Wisc • Appleton West HS • K-State

2023-24

- Made one 3-pointer and recorded four rebounds and three blocks against No. 3 NC State (12/31)

2020-23 AT K-STATE

- Played in 2022 Red Bull USA Basketball 3X Nationals
- Two-time Big 12 Commissioner's Honor Roll
- 2022 and 2023 Academic All-Big 12 First Team
- Appeared in 75 games with five starts her junior seasons

BACKGROUND

- 2020 and 13th among post players
- Ranked as the 13th center in the nation by ESPNW Hoopgurlz for the Class of 2020
- 2020 McDonald's All-American Game nominee
- 2020 Wisconsin Basketball Coaches Association (WBCA) D1 All-State Honorable Mention
- 2020 All-Fox Valley Association First Team after twice being named to the second team

CAREER STATISTICS

LAUTERBACH, Taylor

SEASON	TEAM	GP-GS	MIN/AVG	Field Goals		3-Point		F-Throws		Rebounds				Scoring						
				FG-FGA	FG%	3FG-3FGA	3FG%	FT-FTA	FT%	OFF	DEF	TOT	AVG	PF-FO	A	TO	BLK	STL	PTS	AVG
2020-21	KState	24-0	222/9.2	19-44	.432	1-6	.167	7-20	.350	21	40	61	2.5	25-0	7	18	17	0	46	1.9
2021-22	KState	31-0	244/7.9	17-55	.309	0-4	.000	10-12	.833	10	42	52	1.7	32-0	3	15	13	2	44	1.4
2022-23	KState	20-5	144/7.2	9-29	.310	1-1	1.000	6-6	1.000	8	25	33	1.7	28-0	3	11	12	3	25	1.3
2023-24	UVa	18-0	118/6.6	5-24	.208	2-8	.250	7-10	.700	10	26	36	2.0	20-0	2	11	8	2	19	1.1
TOTAL FOR UVa		18-0	118/6.6	5-24	.208	2-8	.250	7-10	.700	10	26	36	2.0	20-0	2	11	8	2	19	1.1
TOTAL		93-5	728/7.8	50-152	.329	4-19	.211	30-48	.625	49	133	182	2.0	105-0	15	55	50	7	134	1.4

Single Game Highs

Statistic	Value	
Points	10	vs Western Ky. 11/14/21
Rebounds	16	vs Idaho St. 12/08/20
Assists	3	vs Idaho St. 12/08/20
Steals	2	vs Rider 12/06/23
Blocks	6	at Central Ark. 12/05/20
FG Made	4	vs Western Ky. 11/14/21
FG Attempts	9	vs Idaho St. 12/08/20
3FG Made	1	4 times
3FG Attempts	3	vs NC State 12/31/23
FT Made	3	at Central Ark. 12/05/20
FT Attempts	8	at Central Ark. 12/05/20

2023-24 GAME-BY-GAME STATISTICS

#41 LAUTERBACH, Taylor

Opponent	Date	GS	MIN	Total		3-Pointers		Free throws		Rebounds				PF A TO BLK STL PTS AVG							
				FG-FGA	PCT	3FG-3FGA	PCT	FT-FTA	PCT	OFF	DEF	TOT	AVG	PF	A	TO	BLK	STL	PTS	AVG	
UMES	11/08/2023		09:33	0-0	.000	0-0	.000	1-2	.500	1	3	4	4.0	1	0	3	0	0	1	1.0	
Campbell	11/12/2023		06:09	0-0	.000	0-0	.000	0-0	.000	0	1	1	2.5	3	0	1	0	0	0	0.5	
William & Mary	11/15/2023		08:53	1-3	.333	0-1	.000	0-0	.000	1	4	5	3.3	1	0	1	1	0	2	1.0	
vs Tulane	11/24/2023		04:08	0-2	.000	0-0	.000	0-0	.000	0	2	2	3.0	1	0	0	0	0	0	0.8	
at La Salle	12/03/2023		09:10	0-1	.000	0-0	.000	2-2	1.000	0	2	2	2.8	1	1	0	2	0	2	1.0	
Rider	12/06/2023		07:21	1-1	1.000	0-0	.000	0-0	.000	1	1	2	2.7	2	0	1	0	2	2	1.2	
Wofford	12/16/2023		07:51	0-2	.000	0-2	.000	0-0	.000	2	1	3	2.7	1	0	1	0	0	0	1.0	
NC State	12/31/2023		10:48	1-5	.200	1-3	.333	0-0	.000	0	4	4	2.9	2	0	0	3	0	3	1.3	
Duke	01/07/2024		04:29	0-1	.000	0-0	.000	0-0	.000	1	0	1	2.7	2	0	0	0	0	0	1.1	
at NC State	01/11/2024		13:45	0-3	.000	0-0	.000	0-0	.000	1	1	2	2.6	0	0	0	0	0	0	1.0	
at North Carolina	01/14/2024		03:32	1-1	1.000	0-0	.000	1-2	.500	0	0	0	2.4	0	0	0	0	0	0	1.2	
Notre Dame	01/18/2024		10:00	1-2	.500	1-1	1.000	2-2	1.000	0	2	2	2.3	3	0	3	1	0	5	1.5	
at Florida St.	01/21/2024		04:38	0-0	.000	0-0	.000	0-0	.000	0	1	1	2.2	0	0	0	0	0	0	1.4	
Pittsburgh	01/25/2024		05:48	0-0	.000	0-0	.000	0-0	.000	1	1	2	2.2	3	1	1	0	0	0	1.3	
North Carolina	01/28/2024		05:05	0-1	.000	0-0	.000	1-2	.500	2	1	3	2.3	0	0	0	0	0	1	1.3	
at Virginia Tech	02/01/2024		02:49	0-0	.000	0-0	.000	0-0	.000	0	0	0	2.1	0	0	0	0	0	0	1.2	
at Boston College	02/08/2024		00:02	0-0	.000	0-0	.000	0-0	.000	0	0	0	2.0	0	0	0	0	0	0	1.1	
Miami (FL)	02/22/2024		03:56	0-2	.000	0-1	.000	0-0	.000	0	2	2	2.0	0	0	0	1	0	0	1.1	
Totals			0	117:56	5-24	.208	2-8	.250	7-10	.700	10	26	36	2.0	20	2	11	8	2	19	1.1

Player Averages

Games Played	Minutes/game	Points/game	FG Pct	3FG Pct	FT Pct	Rebounds/game	Assists/game	Turnovers/game	Assist/Turnover ratio	Steals/game	Blocks/game
18	6.6	1.1	20.8	25.0	70.0	2.0	0.1	0.6	0.2	0.1	0.4

2023-24 BROADCAST SHEET



#0 OLIVIA MCGHEE
6-2 Guard
Mineral, Va.



#1 PARIS CLARK
5-8 Guard
The Bronx, N.Y.



#4 JILLIAN BROWN
5-10 Guard
Grand Rapids, Mich.



#5 YONTA VAUGHN
5-8 Guard
District Heights, Md.




#10 MIR MCLEAN
5-11 Guard/Forward
Baltimore, Md.




#12 EDESSA NOYAN
6-3 Forward
Södertälje, Sweden



#14 KAYDAN LAWSON
6-0 Guard
Cleveland, Ohio



#20 CAMRYN TAYLOR
6-2 Forward
Peoria, Ill.



#21 KYMORA JOHNSON
5-7 Guard
Charlottesville, Va.



#23 ALEXIA SMITH
5-8 Guard
Columbus, Ohio



#32 CADY PAULEY
5-11 Guard
Milan, Mo.



#33 SAM BRUNELLE
6-2 Forward
Ruckersville, Va.



#34 LONDON CLARKSON
6-2 Forward
Pflugerville, Texas



#41 TAYLOR LAUTERBACH
6-7 Center
Appleton, Wisc.



Amaka Agugua-Hamilton
Head Coach
2nd Season




CJ Jones
Assistant Coach
2nd Season



Tori Jankoska
Assistant Coach
2nd Season



Alysiah Bond
Assistant Coach
2nd Season



Janko Popovic
Assistant Coach
2nd Season