



VIRGINIA

VIRGINIA ATHLETICS MEDIA RELATIONS
 295 Massie Road, Room 154
 Charlottesville, VA 22904
Men's Basketball Contact: Erich Bacher
O: (434) 982-5530 **C:** (720) 318-5538
E-mail: bacher@virginia.edu
Web: VirginiaSports.com
Twitter: @UVMensHoops, @ErichJBacher

25 NCAA TOURNAMENT APPEARANCES · 2019 NCAA CHAMPIONS · 3 NCAA FINAL FOURS · 11 ALL-AMERICANS · 27 ALL-ACC FIRST TEAM SELECTIONS

GAME INFORMATION

Date/Time: Wednesday, Feb. 28, 2024 / 9 p.m.
Site: Chestnut Hill, Mass./Conte Forum (8,606)
TV: ESPNU; **Online:** WatchESPN.com
 Joe Meterparel (pxp), Malcolm Huckaby (analyst)
Radio: Virginia Sports Radio Network
 John Freeman (pxp), Jimmy Miller (analyst)
Satellite Radio: SiriusXM (139 or 193),
 SXM App (https://sxm.app.link/955)
Live Stats: VirginiaSports.com
Twitter: @UVMensHoops
Virginia vs. Boston College: 19-9
Charlottesville: 11-2 (9-2 John Paul Jones Arena)
Chestnut Hill: 5-6 (5-6 Conte Forum)
Neutral: 3-1
First Meeting: Dec. 11, 1971 (W, 79-69 in W.Va.)
Last Meeting: Feb. 22, 2024 (63-48 at BC)
Winning Streak: Boston College, 1 game

2023-24 SCHEDULE/RESULTS - 20-8, 11-6 ACC

Date	Opponent	TV	Time/Result
Nov. 6	[RV] Tarleton State	ACCNX	W, 80-50
Nov. 10	[RV] vs. Florida (RV) #	ACCN	W, 73-70
Nov. 14	[RV] N.C. A&T	ACCNX	W, 80-51
Nov. 16	[RV] Texas Southern	ACCN	W, 62-33
Nov. 20	[24] vs. Wisconsin \$	FS1	L, 65-41
Nov. 22	[24] vs. West Virginia \$	FS1	W, 56-54
Nov. 29	[RV] Texas A&M (14) %	ESPN2	W, 59-47
Dec. 2	[RV] Syracuse *	ESPN2	W, 84-62
Dec. 5	[RV] NCCU	ACCNX	W, 77-47
Dec. 16	[22] Northeastern	ACCN	W, 56-54
Dec. 19	[22] at Memphis (23)	ESPN2	L, 77-54
Dec. 27	[RV] Morgan State	ACCN	W, 77-44
Dec. 30	[RV] at Notre Dame *	ACCN	L, 76-54
Jan. 3	Louisville *	ESPN2	W, 77-53
Jan. 6	at NC State *	ACCN	L, 76-60
Jan. 13	at Wake Forest (RV) *	ESPN2	L, 66-47
Jan. 17	Virginia Tech *	ESPNU	W, 65-57
Jan. 20	at Georgia Tech *	ACCN	W, 75-66
Jan. 24	NC State (RV) *	ACCN	W, 59-53 OT
Jan. 27	at Louisville *	The CW	W, 69-52
Jan. 31	[RV] Notre Dame *	ESPN2	W, 65-53
Feb. 3	[RV] at Clemson *	ESPN	W, 66-65
Feb. 5	[RV] Miami *	ESPN	W, 60-38
Feb. 10	[RV] at Florida State *	The CW	W, 80-76
Feb. 13	[21] Pittsburgh *	ACCN	L, 74-63
Feb. 17	[21] Wake Forest *	ESPN2	W, 49-47
Feb. 19	[RV] at Virginia Tech *	ESPN	L, 75-41
Feb. 24	[RV] UNC (10) *	ESPN	L, 54-44
Feb. 28	at Boston College *	ESPNU	9 p.m.
Mar. 2	at Duke (10) *	ESPN	6 p.m.
Mar. 9	Georgia Tech *	ACCN	8 p.m.
Mar. 12-16	ACC Tournament **	Washington, D.C.	

Home games in Bold

All times Eastern
 # - Hall of Fame Series, Charlotte, N.C.
 \$ - Fort Myers Tip-Off, Fort Myers, Fla.
 % - ACC-SEC Challenge
 * - ACC Game

PRONUNCIATION GUIDE

Andrew Rohde Roadie



VIRGINIA CAVALIERS (20-8, 11-6 ACC)

Head Coach: Tony Bennett (Green Bay, 1992)
 Virginia: 361-133 (15th season), Career: 430-166 (18th season)

AT



BOSTON COLLEGE EAGLES (15-12, 6-10 ACC)

Head Coach: Earl Grant (Georgia College, 2000)
 Boston College: 44-49 (3rd season), Career: 171-138 (10th season)

FOR OPENERS

- Virginia (20-8) is third in the ACC at 11-6, while Boston College (15-12) is 11th at 6-10.
- A win over Boston College will give the Cavaliers their third straight season with 21 or more wins and 12th under head coach Tony Bennett.
- UVA is 4-5 in true road games and 6-6 away from home overall.
- Six of Virginia's eight losses have been away from home and by 16 or more points.
- Reece Beekman needs three steals to become UVA's all-time leader.
- Jordan Minor is a native of Kingston, Mass.

HOOPS IN THE NATIONAL RANKINGS

- UVA ranks first nationally in assist/turnover ratio (1.83), second in turnovers per game (8.3), third in scoring defense (58.3 ppg), 10th in turnover margin (4.4) and field goal percentage defense (39.6), 14th in fouls per game (13.9) and 16th in blocks per game (5.2).

HOOPS IN THE ACC RANKINGS

- Reece Beekman ranks first in the ACC in assists (5.8 apg), second in steals (2.1 spg) and assist/turnover ratio (2.8) and 19th in scoring (13.8 ppg).
- Ryan Dunn ranks first in blocked shots (2.4 bpg), 10th in rebounding (6.9 rpg) and 13th in steals (1.4 spg).
- Isaac McKneely ranks ninth in 3-pointers made per game (2.4).

LAST TIME OUT

- Cormac Ryan scored 18 points to lead No. 10 North Carolina (21-6, 13-3 ACC) past Virginia (20-8, 11-6 ACC) in ACC action on Feb. 24 at John Paul Jones Arena.
- ACC leading scorer RJ Davis was limited to 10 points and Armando Bacot chipped in 10 points and 13 rebounds.
- Jordan Minor recorded his first double-double at UVA with 12 points and 10 rebounds.
- Reece Beekman added 10 points, seven rebounds and five assists.
- UVA scored fewer than 50 points for the third straight game for the first time since 2019-20.
- UVA's 27.6 percent (16 of 58) field goal shooting was its lowest since 23.4 percent (11 of 47) vs. Wisconsin on Dec. 4, 2013.

STOCK UP

- Virginia has totaled 355 stocks (209 steals + 146 blocks).
- UVA is averaging 12.7 stocks per game (7.5 STL + 5.2 BLK).
- Steals and blocks were first kept by UVA in 1976 and recognized by the NCAA in 1985-86.
- The school record for stocks in a season is 13.8 in 1998-99.
- The school record for blocks is 5.5 bpg in 1979-80, while the school record for steals is 8.8 spg in 1999-2000.
- UVA averaged 11.1 stocks per game last season (6.8 STL + 4.3 BLK).
- Ryan Dunn leads UVA with 104 stocks, ranking 12th nationally in blocks (2.4 bpg) along with 1.4 steals per game.
- Reece Beekman ranks 31st nationally in steals (2.1 spg).

ALL-TIME VS. BOSTON COLLEGE

- Virginia is 19-9 all-time vs. Boston College, including a 14-9 ACC mark, in the series that dates to 1971-72.
- The Cavaliers' four-game win streak against the Eagles ended last season after the 63-48 loss at Boston College on Feb. 22, 2023.
- UVA has won 12 of the last 15 games in the series.
- UVA is 5-6 against the Eagles in Chestnut Hill.
- UVA has limited Boston College to 58 or fewer points in eight of the last 11 meetings.
- Head coach Tony Bennett is 13-6 all-time against Boston College.

LAST TIME VS. THE EAGLES

- Then-No. 6 Virginia had its four-game win streak snapped on the road Feb. 22, 2023, as the Cavaliers dropped a 63-48 decision to Boston College at Conte Forum.
- UVA shot 32 percent from the field, including 19 percent from 3-point range, while the Eagles shot 52 percent.
- The Cavaliers' 48 points also marked a season low.
- Jayden Gardner led the effort for Virginia as he recorded 16 points on 6-of-12 shooting and added five rebounds and two blocked shots.
- Makai Ashton-Langford led BC with 16 points and Jaeden Zackery and DeMarr Langford Jr. each chipped in 12.

HOOW ARE THESE CAVALIERS?

- We play defense, take quality shots, pass the basketball, limit turnovers and transition points, rebound and play more defense.
- UVA returns one starter - Reece Beekman (13.8 ppg, 5.8 apg, 3.3 rpg & 2.1 spg) - from last season's ACC regular-season champion and NCAA tournament team that finished 25-8.
- Beekman, who earned All-ACC third-team honors last season, needs three steals to pass Othell Wilson (222 steals from 1981-84) for first all-time at UVA.
- Ryan Dunn (8.4 ppg) leads UVA in rebounding (6.9 rpg), and blocked shots (2.4 bpg), and team-high five double-doubles.
- Isaac McKneely (12.2 ppg) leads the team in 3-pointers (64) and 3-point percentage (45.1%).
- McKneely averaged 6.7 points and shot a team-best 39.2 percent from 3-point range last year, while Dunn tallied 2.6 points and 2.9 rebounds in 12.9 minutes per game.
- Jordan Minor (4.4 ppg, 3.1 rpg), Jake Groves (7.2 ppg, 48.7% 3FG), Andrew Rohde (4.5 ppg & 2.9 apg), Blake Buchanan (3.6 ppg, 3.3 rpg), Dante Harris (2.6 ppg), Taine Murray (2.8 ppg, 46.2% 3FG), Leon Bond III (4.5 ppg, 3.1 rpg) and Elijah Gertrude (3.7 ppg), are main contributors.
- UVA is 9-4 with Minor in the starting lineup.
- Harris missed 10 games with an ankle injury, and Gertrude had his redshirt lifted against Texas A&M.
- UVA is averaging 63.4 points and shooting 43.8 percent from the field, 36.4 percent from 3-point range and 64.3 percent from the free throw line.

VIRGINIA'S STARTING LINEUP VS. NORTH CAROLINA (2/24/24)

Pos.	No.	Player (Hometown)	Yr.	Ht.	Wt.	PPG	RPG	NOTES
G	2	Reece Beekman (Milwaukee, Wis.)	Sr.	6-3	194	13.8	5.8(a)	1,095 PTS; 586 AST, 220 STL; 10+ PTS in 23 gms; 4 20-PT gms
G	4	Andrew Rohde (Milwaukee, Wis.)	So.	6-6	202	4.5	2.9(a)	8 PTS & 4 AST vs. TAMU; 10+ PTS in 3 games
G	11	Isaac McKneely (Poca, W.Va.)	So.	6-4	188	12.2	3.0	4 20 PT games; 13.4 ppg & 45.6 3FG% in ACC play
G	13	Ryan Dunn (Freeport, N.Y.)	Fr.	6-8	216	8.4	6.9	10 40 stocks (38 steals + 66 blocks); 10+ REB in 8 games
F	22	Jordan Minor (Kingston, Mass.)	Gr.	6-8	242	4.4	3.1	UVA is 9-4 with Minor as starter; 37/71 FGs last 12 games

OFF THE BENCH

F	34	Jake Groves (Spokane, Wash.)	Gr.	6-9	211	7.2	2.5	17 of 27 3's last 9 gms; 10+ PTS in 9 gms; 2 PTS last 3 gms
F	0	Blake Buchanan (C'oeur d'Alene, Idaho)	Fr.	6-11	225	3.6	3.3	18p, 7r, 10/16 FTs vs. UF; 6 PTS, 7 REB, 2 BLK vs. Wake Forest
G	1	Dante Harris (Washington, D.C.)	R-Jr.	6-0	171	2.6	2.1	6 PTS, 3 REB, 2 AST, 2 STL at Virginia Tech; 15.0 mpg
G	10	Taine Murray (Auckland, N.Z.)	Jr.	6-5	208	2.8	1.3	12 PTS (5-6 FG) vs. Louisville; 11 PTS vs. NCST; 12.2 mpg

VIRGINIA HEAD COACH TONY BENNETT

- Dean and Markel Families Head Men's Basketball Coach Tony Bennett has a 361-133 mark in 15 seasons at UVA and 430-166 career mark in 18 seasons as a head coach.
- Bennett passed the late Terry Holland (326-173, 16 seasons) as UVA's winningest coach with the win over Syracuse (1/7/23) and recorded his 400th win at Wake Forest (1/21/23).
- Bennett has guided the Cavaliers to six ACC regular-season titles (2014, 2015, 2018, 2019, 2021, 2023), two ACC Tournament titles (2014 and 2018) and one NCAA national championship (2019).
- The three-time National (2007, 2015 and 2018) and four-time ACC Coach of the Year (2014, 2015, 2018 and 2019) guided UVA to its 11th consecutive postseason berth in 2022-23.
- In 2018-19, Bennett led the Cavaliers to their first NCAA national championship, a share of their ninth ACC regular-season title and a school-record 35 wins.
- Bennett is the third coach in ACC men's basketball history to lead his program to 12-straight winning conference seasons, joining North Carolina's Dean Smith (33) and Duke's Mike Krzyzewski (13).
- He has led UVA to outright ACC regular-season and tournament championships in the same season two times (2014 and 2018).
- Bennett is the fifth coach in ACC history to win at least three outright ACC regular-season titles (Frank McGuire, Dean Smith, Mike Krzyzewski and Roy Williams).
- UVA is 187-81 (.698) in ACC play (108-27 at home & 79-54 away), 207-40 (.838) at home and 174-52 (.770) in non-conference action (98-10 at JPJ) under Bennett.
- Bennett ranks third all-time among ACC coaches in home winning percentage (Smith/UNC .838, Krzyzewski/Duke .805, Bennett/UVA .800, Williams/UNC .783).
- Bennett ranks fourth all-time in winning percentage (.698) among ACC head coaches with 100 or more ACC wins.

OUR DEFENSE NEVER RESTS

- UVA ranks third nationally in scoring defense (58.3 ppg), 10th in field goal percentage defense (39.6), 14th in fouls per game (13.9) and 16th in blocks per game (5.2).
- The Cavaliers have ranked sixth nationally in scoring defense in each of the past three seasons.
- UVA has held two foes (Texas Southern & Miami) to fewer than 40 points and six foes (Miami, Morgan State, NC Central, Texas A&M, Texas Southern and Wake Forest) to fewer than 50 points.
- UVA has held three opponents (Miami, Texas Southern and NC Central) to less than 30 percent field goal shooting.
- The Cavaliers have forced 24 shot clock violations and have averaged 27.6 shot clock violations since 2018-19.
- UVA has been out-rebounded in 16 contests and is 9-7 in those games.
- UVA is 10-0 when out-rebounding its opponents and has limited 24 of its 28 foes to less than 50 percent shooting.
- Bennett-coached teams have led the nation in scoring defense seven times and finished in the top-five nationally 11 times.

UNEVEN ROAD

- UVA is 4-5 in true road games and 6-6 away from home overall.
- Six of Virginia's eight losses have been away from home and by 16 or more points.
- All eight of UVA's losses have been by 10 or more points.
- Foes have averaged 72.5 points, shot 47.7 percent and +23 average margin of victory in UVA's six losses away from home.
- UVA has averaged 49.5 points, while shooting 35.7 percent including 25.3 percent from 3-point range in the six away losses.
- UVA has yielded a +9.4 rebound margin to its foes in the six losses away from home (37.3-27.7).

BECKMAN AND DUNN NAMED TO NAISMITH DEFENSIVE PLAYER OF THE YEAR WATCHLIST

- Reece Beekman and Ryan Dunn were among 15 players named to the Naismith Men's Defensive Player of the Year Watchlist.
- Beekman leads the ACC in steals, while Dunn leads the league in blocked shots.
- Dunn ranks 12th nationally in blocked shots and Beekman ranks 31st in steals.
- UVA boasts the third-ranked scoring defense at 58.3 ppg.
- Beekman was named the ACC Defensive Player of the Year in 2023 and to the All-ACC Defensive team in 2022 and 2023.

THERE'S NO PLACE LIKE HOME

- UVA is 245-56 (.814), including a 14-2 mark in 2023-24, in 18 seasons at John Paul Jones Arena.
- Virginia's recent 23-game home win streak (Feb. 28, 2022-Feb. 5, 2024) was its second longest at John Paul Jones Arena.
- The Cavaliers finished 10-0 at home in ACC league play last season and is 16-2 in its last 18 league home games.
- UVA is 207-40 (.838) at JPJ under Bennett.
- UVA has an ACC-leading 95 wins in league home games over the past 11 seasons. Duke is second at 93.
- UVA has won 10+ home games for 15 straight seasons.

NATIONAL DEFENSIVE POINTS PER GAME

RANKINGS UNDER TONY BENNETT

Year	School	Pts/Gm	Rank
2006-07	Washington State	59.5	17th
2007-08	Washington State	56.4	3rd
2008-09	Washington State	55.4	1st
2009-10	Virginia	63.6	54th
2010-11	Virginia	62.4	36th
2011-12	Virginia	54.2	2nd
2012-13	Virginia	55.6	5th
2013-14	Virginia	55.7	1st
2014-15	Virginia	51.5	1st
2015-16	Virginia	60.1	2nd
2016-17	Virginia	56.4	1st
2017-18	Virginia	54.0	1st
2018-19	Virginia	56.1	1st
2019-20	Virginia	52.4	1st
2020-21	Virginia	60.5	6th
2021-22	Virginia	60.1	6th
2022-23	Virginia	60.5	6th
2023-24	Virginia	58.3	3rd

MCTHREELY DIALED IN FROM DISTANCE

- Isaac McKneely leads UVA in 3-point shooting at 45.1 percent.
- McKneely's 12 3-pointers in back-to-back games against Syracuse and NCCU (career-best 6 in each game) were the most at UVA in a two-game span since Kyle Guy made 13 in 2019.
- McKneely added his third six 3-pointer game at Georgia Tech.
- McKneely drilled five 3-pointers at Florida State and has made 2 or more 3-pointers in 17 of 27 games and four or more in seven contests.

BECKMAN NETS ACC PLAYER OF THE WEEK HONOR

- Reece Beekman was named ACC Player of the Week for Jan. 22 after averaging 17.5 points, 7.5 assists, 5.0 rebounds and 3.0 steals in victories against in-state rival Virginia Tech (65-57) and Georgia Tech (75-66).
- Beekman posted 16 points, four rebounds, four assists and four steals in the Cavaliers' home win against the Hokies on Jan. 17.
- Beekman added his fourth career double-double with 19 points and 11 assists at Georgia Tech on Jan. 20 as the Cavaliers earned their first road win of the season.

SUPER 70s AND AWESOME 80s

- Virginia is 166-11 all-time when scoring 70 or more points under Tony Bennett.
- UVA is 9-0 when scoring 70 or more points in 2023-24.
- Virginia is 46-1 all-time when scoring 80 or more points (4-0 in 2023-24) under Bennett with their lone loss a 93-81 setback at North Carolina in 2012-13.
- Bennett was 4-0 when scoring 80+ at Washington State.
- UVA scored 100 points against Marshall (2018-19) for the first time under Tony Bennett and added 97 points against Coppin State (2018-19).
- UVA is 4-0 all-time when scoring 90 or more under Bennett.

WATCH OUT FOR REECE

- Senior guard Reece Beekman was named to the Jersey Mike's Naismith Trophy Men's Preseason 50 Watch List and John R. Wooden Award Preseason Top-50 Watch List.
- Beekman has averaged 9.1 points, 4.9 assists and 3.3 rebounds in 119 career games (114 starts) for the Cavaliers.

SEASON STORYLINES

- The Cavaliers return 28.1 percent of their scoring from last season compared to 91.4 percent from 2021-22.
- Virginia's roster includes nine newcomers, including transfers Jake Groves (Oklahoma), Jordan Minor (Merrimack) and Andrew Rohde (St. Thomas), and freshmen Blake Buchanan and Elijah Gertrude.
- Leon Bond III and Dante Harris (Georgetown) made their UVA debuts after redshirting last season.
- Redshirts Anthony Robinson, Christian Bliss and Desmond Roberts, and walk-ons Bryce Walker and Tristan How complete the roster.
- In addition to head coach Tony Bennett (Green Bay), UVA's roster includes Wisconsin natives Reece Beekman (Milwaukee), Bond III (Wauwatosa) and Rohde (Milwaukee).
- Associate head coach Ron Sanchez returns to Virginia after serving the last five seasons as head coach at Charlotte from 2018-23. Sanchez served nine seasons on Bennett's staff from 2009-18, the last three as associate head coach.

HOLDING FOES UNDER 50

- UVA is 115-2, including a 6-0 mark in 2023-24, when limiting foes to fewer than 50 points during the Tony Bennett era.
- Bennett-coached teams are 140-3 when holding opponents to fewer than 50 points (25-1 in 3 years at Washington State).
- The Cavaliers are 29-0 when holding foes to fewer than 40 under Bennett.



TONY BENNETT

EDUCATION
College: Green Bay, 1992

COACHING EXPERIENCE

1999-00	Wisconsin (staff volunteer)
2000-01	Wisconsin (assistant coach)
2003-04	Washington State (assistant coach)
2004-06	Washington State (associate head coach)
2006-09	Washington State (head coach)
2009-	Virginia (head coach)

THE BENNETT RECORD

Year	School	Record (Conf)	Postseason
2006-07	Washington St.	26-8 (13-5)	NCAA 2nd Round
2007-08	Washington St.	26-9 (11-7)	NCAA Sweet 16
2008-09	Washington St.	17-16 (8-10)	NIT 1st Round
2009-10	Virginia	15-16 (5-11)	
2010-11	Virginia	16-15 (7-9)	
2011-12	Virginia	22-10 (9-7)	NCAA 2nd Round
2012-13	Virginia	23-12 (11-7)	NIT Quarterfinals
2013-14	Virginia	30-7 (16-2)	NCAA Sweet 16
2014-15	Virginia	30-4 (16-2)	NCAA Third Round
2015-16	Virginia	29-8 (13-5)	NCAA Elite Eight
2016-17	Virginia	23-11 (11-7)	NCAA 2nd Round
2017-18	Virginia	31-3 (17-1)	NCAA 1st Round
2018-19	Virginia	35-3 (16-2)	NCAA Champions
2019-20	Virginia	23-7 (15-5)	N/A
2020-21	Virginia	18-7 (13-4)	NCAA First Round
2021-22	Virginia	21-14 (12-8)	NIT Quarterfinals
2022-23	Virginia	25-8 (15-5)	NCAA First Round
2023-24	Virginia	20-8 (11-6)	
Total	18 seasons	430-166	
Virginia	15 seasons	361-133	

BENNETT VS. 2023-24 OPPONENTS

Opponent	Career	Virginia
Boston College	13-6	13-6
Clemson	17-4	17-4
Duke	6-14	6-14
Florida	1-2	1-2
Florida State	12-11	12-11
Georgia Tech	18-2	18-2
Louisville	19-2	19-2
Memphis	1-1	1-1
Morgan State	4-0	4-0
Miami	13-6	13-6
North Carolina	14-12	14-11
NC A&T	2-0	1-0
NCCU	2-0	2-0
NC State	16-6	16-6
Northeastern	1-0	1-0
Notre Dame	14-3	13-3
Pitt	12-4	12-3
SMU	1-0	1-0
Syracuse	13-3	13-3
Tarleton State	1-0	1-0
Texas A&M	1-0	1-0
Texas Southern	1-0	1-0
Virginia Tech	19-10	19-10
Wake Forest	12-6	12-6
West Virginia	2-2	2-2
Wisconsin	3-2	3-2

VIRGINIA IN THE POLLS

Date	AP	Coaches	Date	AP	Coaches
Preseason	RV	RV	1/8/24	NR	NR
11/13/23	RV	RV	1/15/24	NR	NR
11/20/23	24	18	1/22/24	NR	NR
11/27/23	RV	RV	1/29/24	RV	RV
12/4/23	RV	23	2/5/24	RV	RV
12/11/23	22	21	2/12/24	21	23
12/18/23	22	20	2/19/24	RV	RV
12/25/23	RV	RV	2/26/24	NR	NR
1/1/24	NR	NR			

UVA VS. RANKED OPPONENTS

- UVA is 52-47 against ranked foes in the Tony Bennett era.
- UVA is 1-2 vs. ranked opponents in 2023-24, recording a win against then-No. 14 Texas A&M and losses to then-No. 23 Memphis and No. 10 North Carolina.
- UVA's 11 ranked wins in 2018-19 marked a school record.
- UVA is 164-340 vs. ranked opponents since 1953-54.
- UVA is 1-31 all-time vs. No. 1-ranked opponents (86-73 win vs. No. 1 North Carolina on Jan. 30, 1986).

DID YOU KNOW?

- Reece Beekman tested the NBA waters in the offseason and decided to return to Virginia for his senior season.
- Ryan Dunn is the younger brother of Major League Baseball pitcher Justin Dunn.
- Isaac McKneely was named West Virginia Mr. Basketball in 2020 and 2021.
- Taine Murray has competed for the Tall Blacks, New Zealand's national team.
- Andrew Rohde was the Summit League Freshman of the Year.
- Dante Harris earned the Dave Gavitt Trophy as the Most Outstanding Player of the 2021 BIG EAST Tournament, averaging 11.8 ppg, 4.8 rpg and 3.3 apg in four games.
- Leon Bond III won a state high school championship as a junior at Wauwatosa East in Wisconsin.
- Blake Buchanan participated in the 2023 Nike Hoop Summit, collecting eight points, eight rebounds and one steal in Team USA's 90-84 win over the International team.
- Jake Groves' brother, Tanner, played three seasons at Eastern Washington (2018-21) and one at Oklahoma (2022-23).
- Jordan Minor was the Northeast Conference Co-Player of the Year and NEC Defensive Player of the Year in 2022-23.

VIRGINIA PICKED FOURTH IN THE ACC

- Virginia was fourth in the 2023-24 ACC Tipoff Preseason Poll.
- Duke is the preseason favorite, followed by Miami, North Carolina, Virginia and Clemson in the top five.
- ACC preseason voters selected Wake Forest sixth, followed by NC State, Virginia Tech, Pittsburgh and Syracuse. Florida State was picked 11th, while Boston College, Georgia Tech, Louisville and Notre Dame rounded out the voting.
- The Cavaliers were selected third in the 2022-23 ACC Pre-season Poll and finished first (15-5) in the standings.
- The Cavaliers have finished at or higher than their predicted finish in 13 of the last 15 seasons.

BEEKMAN EARNS PRESEASON ALL-ACC HONORS

- Senior guard Reece Beekman was named to the preseason All-ACC first team.
- In 2022-23, Beekman was named ACC Defensive Player of the Year, All-Defensive Team and All-ACC Third Team.
- Beekman ranked second nationally and first in the ACC in assist/turnover ratio (3.36), and ranked second in steals (1.8 spg) and third in assists (5.3 apg).

CAVALIERS IN THE NBA

- Malcolm Brogdon (Portland), Anthony Gill (Washington), Sam Hauser (Boston), Jay Huff (Denver), De'Andre Hunter (Atlanta), Ty Jerome (Cleveland), Braxton Key (Denver) and Trey Murphy III (New Orleans) are former Cavaliers who are currently playing

in the NBA.

- In addition, Indiana head coach Rick Carlisle is a Virginia alum who led Dallas to an NBA title and helped the Cavaliers to an NCAA Final Four in 1984.
- Mamadi Diakite signed a two-way contract with San Antonio.

CAVALIERS SIGN COFIE AND SHARMA TO NLLs

- Virginia signed Jacob Cofie (Seattle, Wash.) and Ishan Sharma (Milton, Ontario) to National Letters of Intent. Cofie and Sharma will join UVA for the 2024-25 season.
- Cofie is a 6-10, 230-pound power forward who averaged 20.9 points, 11 rebounds and 5.2 assists during his junior season at Eastside Catholic School in 2022-23.
- Sharma is a 6-5, 185-pound skilled guard who served as team captain for Fort Erie International Academy, which was the second ranked team in Canada in 2022-23.

VIRGINIA RANKED NO. 21 THIS SEASON

- UVA was ranked as high as No. 21 in the Feb. 12 AP-Top 25 poll.
- UVA was also ranked No. 22 in the Dec. 11 and Dec. 18 polls, respectively.
- The Cavaliers are 3-3 as a ranked team.
- UVA was not ranked in the AP preseason top-25 poll for the first time since 2017-18 when it received votes.

ON THE HORIZON

- Virginia plays at No. 10 Duke on Saturday, March 2. Tipoff at Cameron Indoor Stadium is 6 p.m. on ESPN.

RECORDS WATCH

No.	Name	Career Assists
1.	Kihei Clark (2019-23)	718
2.	John Crotty (1988-91)	683
3.	Jeff Jones (1979-82)	598
4.	Sean Singletary (2005-08)	587
5.	Reece Beekman (2021-)	586

No.	Name	Career Steals
1.	Othell Wilson (1981-84)	222
2.	Reece Beekman (2021-)	220

No.	Name	Season Steals
1.	Reece Beekman (2021-22)	73
2.	Othell Wilson (1983-84)	69
3.	Othell Wilson (1981-82)	61
4.	Reece Beekman (2023-24)	60
	Sean Singletary (2007-08)	60

No.	Name	Season Blocks
1.	Ralph Sampson (1979-80)	157
2.	Ralph Sampson (1982-83)	103
	Ralph Sampson (1980-81)	103
4.	Ralph Sampson (1981-82)	99
5.	Kris Hunter (1998-99)	88
6.	Kadin Shedrick (2021-22)	67
7.	Ryan Dunn (2023-24)	66
	Jay Huff (2020-21)	66
8.	Mamadi Diakite (2018-19)	63

2023-24 Roster

No.	Name	Year	Pos.	Ht.	Wt.	Hometown/High School/Club/Previous School
0	Blake Buchanan	Fr.	F	6-11	225	Coeur d'Alene, Idaho/Lake City
1	Dante Harris	R-Jr.	G	6-0	171	Washington, D.C./Lakeway Christian/Georgetown
2	Reece Beekman ***	Sr.	G	6-3	194	Milwaukee, Wis./Scottdenville Magnet (La.)
4	Andrew Rohde	So.	G	6-6	202	Milwaukee, Wis./Brookfield Central/St. Thomas (Minn.)
5	Desmond Roberts	Fr.	G	6-4	206	Charlottesville, Va./St. Anne's-Belfield
10	Taine Murray **	Jr.	G	6-5	208	Auckland, N.Z./Rosmini College
11	Isaac McKneely *	So.	G	6-4	188	Poca, W.Va./Poca
12	Elijah Gertrude	Fr.	G	6-4	185	Jersey City, N.J./Hudson Catholic Regional
13	Ryan Dunn *	So.	G	6-8	216	Freeport, N.Y./Perkiomen School
21	Anthony Robinson	Fr.	F	6-10	238	Peachtree City, Ga./Christ School (N.C.)
22	Jordan Minor	Gr.	F	6-8	242	Kingston, Mass./Brimmer and May/Merrimack
24	Tristan How *	Sr.	F	6-7	210	Virginia Beach, Va./Norfolk Collegiate
30	Christian Bliss	Fr.	G	6-4	198	Queens, N.Y./George School (Pa.)
34	Jake Groves	Gr.	F	6-9	211	Spokane, Wash./Shadle Park/East. Wash./Oklahoma
35	Leon Bond III	R-Fr.	G/F	6-5	203	Wauwatosa, Wis./Wauwatosa East
42	Bryce Walker	Jr.	G	6-2	200	Beltsville, Md./New Hampton School

* Denotes letters won

Head Coach: Tony Bennett (Green Bay '92/15th season)

Associate Head Coaches: Ron Sanchez (SUNY Oneonta '97/10th season), Jason Williford (Virginia '95/15th season)

Assistant Coaches: Orlando Vandross (AIC '92/9th season), Johnny Carpenter (Virginia '13/9th season)

Assistant Coach: Isaiah Wilkins (Virginia '18/3rd season)

Director of Scouting: Brad Soderberg (UW-Stevens Point '85/9th season)

Director of Player Development: Larry Mangino (Montclair State '83/8th season)

Graduate Assistant: Chase Coleman (Virginia '23/1st season)

Associate AD for Basketball Administration/Operations: Ronnie Wideman (Washington State '06/15th season)

Program and Operations Assistant: Stelios Tzoutzis (Liberty '13/4th season)

Strength and Conditioning Coach: Mike Curtis (Virginia '98/15th season)

Athletic Trainer: Ethan Saliba (Kansas '79/41st season)

UVA UNDER BENNETT:

	All	2023-24
Leading at the half	286-33	18-0
Trailing at the half	65-94	2-8
Tied at the half	10-5	0-0
Playing Overtime	13-10	1-0
Shooting 50% or better	138-12	7-1
Shooting between 40-49.9%	179-48	12-1
Shooting less than 40%	45-73	1-6
Opponents shoot 50% or better	27-37	1-3
Opponents shoot less than 50%	334-96	18-5
UVA outrebounds its opponent	246-39	10-0
Opponent outrebounds UVA	105-89	9-7
Teams are tied in rebounds	10-5	1-1
UVA has 10 or more steals	35-5	5-0
UVA shoots 70% FT or better	218-70	7-2
UVA shoots less than 70% FT	142-64	12-6
Scoring less than 50 points	11-25	1-4
Scoring 50-59 points	52-49	4-2
Scoring 60-69 points	132-47	6-2
Scoring 70-79 points	120-10	5-0
Scoring 80-89 points	42-1	4-0
Scoring more than 90 points	4-0	0-0
Allowing fewer than 50 points	115-2	6-0
Allowing fewer than 40 points	29-0	2-0
Playing in John Paul Jones Arena	207-40	14-2
Playing on the road	95-67	4-5
Playing on a neutral court	59-26	2-1
Game decided by 1-4 points	57-50	6-0
Game decided by 5-10 points	91-36	3-2
Game decided by 11+ points	213-47	11-6
Playing at night	250-90	16-4
Playing in the afternoon	111-43	4-4
Playing on Monday	35-17	2-2
Playing on Tuesday	58-16	2-2
Playing on Wednesday	64-17	7-0
Playing on Thursday	23-11	1-0
Playing on Friday	38-11	1-0
Playing on Saturday	105-51	7-4
Playing on Sunday	37-10	0-0
Playing in November	84-16	6-1
Playing in December	62-19	4-2
Playing in January	89-31	6-2
Playing in February	73-40	4-3
Playing in March	51-26	0-0
Playing in April	2-0	0-0

CAVALIERS IN THE PROS

- Justin Anderson** (2013-15), Valencia Basket (Spain)
- Darion Atkins** (2012-15), Reggio Emilia (Italy)
- Malcolm Brogdon** (2012-16), Portland (NBA)
- Kihei Clark** (2019-23), Milwaukee (G League)
- Mamadi Diakite** (2016-20), San Antonio (NBA/G League)
- Armaan Franklin** (2022-23), Denver (G League)
- Jayden Gardner** (2022-23), Kortrijk (Belgium)
- Anthony Gill** (2014-16), Washington (NBA)
- Kyle Guy** (2017-19), Lenovo Tenerife (Spain)
- Devon Hall** (2015-18), Milano (Italy)
- Joe Harris** (2011-14), Detroit (NBA)
- Sam Hauser** (2021), Boston (NBA)
- Jay Huff** (2018-21), Denver (NBA)
- De'Andre Hunter** (2017-19), Atlanta (NBA)
- Ty Jerome** (2017-19), Cleveland (NBA)
- Nigel Johnson** (2018), KK Kozuv AD Gvangelija (N. Macedonia)
- Braxton Key** (2019-20), Denver (NBA)
- Sylvan Landesberg** (2009-10), Gran Canaria (Spain)
- Jerome Meyinsse** (2007-10), Ironi Hai (Israel)
- Laurynas Mikalauskas** (2006-08), Neptunas-Akvaservis (Lithuania)
- Akil Mitchell** (2011-14), Ningbo R. (China)
- Trey Murphy III** (2021), New Orleans (NBA)
- London Perrantes** (2014-17), Kolossos HH (Greece)
- Mike Scott** (2008-12), ASVEL Lyon-Villeurbanne (France)
- Kody Stattmann** (2019-22), South East Melbourne (Australia)
- Mike Tobey** (2013-16), KK Crvena Zvezda (Serbia)
- Ben Vander Plas** (2023), BC Siauliai (Lithuania)
- Tomas Woldetensae** (2020-21), Varese (Italy)

GAME 1 - VIRGINIA 80, TARLETON STATE 50



Official Basketball Box Score - Final
Tarleton St. at Virginia
11/06/23 John Paul Jones Arena, Charlottesville

Game Time: 7:00 PM
Game Duration: 2:02
Attendance: 14,080

Officials: Tony Henderson, Adam Fibre, Anthony Eades

Table with columns: NO. Name, Min, FG, 3P, FT, Rebounds, Fouls, TP, AS, TO, ST, Blocks, +/-

Shooting By Period table with columns: 1st FG%, 3PT%, FT%, 2nd FG%, 3PT%, FT%, GM FG%, 3PT%, FT%

Table with columns: NO. Name, Min, FG, 3P, FT, Rebounds, Fouls, TP, AS, TO, ST, Blocks, +/-

Shooting By Period table with columns: 1st FG%, 3PT%, FT%, 2nd FG%, 3PT%, FT%, GM FG%, 3PT%, FT%

Summary table with columns: Biggest lead, Best Scoring Run, Lead Changes, Times Tied, Time with Lead

GAME 2 - VIRGINIA 73, FLORIDA 70



Official Basketball Box Score - Final
Virginia at Florida
11/10/23 Spectrum Center, Charlotte, N.C.

Game Time: 7:00 PM
Game Duration: 2:06

Officials: Pat Adams, Lee Cassel, AJ Desai

Table with columns: NO. Name, Min, FG, 3P, FT, Rebounds, Fouls, TP, AS, TO, ST, Blocks, +/-

Shooting By Period table with columns: 1st FG%, 3PT%, FT%, 2nd FG%, 3PT%, FT%, GM FG%, 3PT%, FT%

Table with columns: NO. Name, Min, FG, 3P, FT, Rebounds, Fouls, TP, AS, TO, ST, Blocks, +/-

Shooting By Period table with columns: 1st FG%, 3PT%, FT%, 2nd FG%, 3PT%, FT%, GM FG%, 3PT%, FT%

Summary table with columns: Biggest lead, Best Scoring Run, Lead Changes, Times Tied, Time with Lead

GAME 3 - VIRGINIA 80, NORTH CAROLINA A&T 51



Official Basketball Box Score - Final
N.C. A&T at Virginia
11/14/23 John Paul Jones Arena, Charlottesville

Game Time: 7:00 PM
Game Duration: 1:50
Attendance: 13,405

Officials: Ted Valentine, Michael Roberts, Jenna Reuse

Table with columns: NO. Name, Min, FG, 3P, FT, Rebounds, Fouls, TP, AS, TO, ST, Blocks, +/-

Shooting By Period table with columns: 1st FG%, 3PT%, FT%, 2nd FG%, 3PT%, FT%, GM FG%, 3PT%, FT%

Table with columns: NO. Name, Min, FG, 3P, FT, Rebounds, Fouls, TP, AS, TO, ST, Blocks, +/-

Shooting By Period table with columns: 1st FG%, 3PT%, FT%, 2nd FG%, 3PT%, FT%, GM FG%, 3PT%, FT%

Summary table with columns: Biggest lead, Best Scoring Run, Lead Changes, Times Tied, Time with Lead

GAME 4 - VIRGINIA 62, TEXAS SOUTHERN 33



Official Basketball Box Score - Final
Texas Southern at Virginia
11/16/23 John Paul Jones Arena, Charlottesville

Game Time: 7:00 PM
Game Duration: 1:59
Attendance: 13,099

Officials: Doug Shows, Trey Styons, Isaac Bennett

Table with columns: NO. Name, Min, FG, 3P, FT, Rebounds, Fouls, TP, AS, TO, ST, Blocks, +/-

Shooting By Period table with columns: 1st FG%, 3PT%, FT%, 2nd FG%, 3PT%, FT%, GM FG%, 3PT%, FT%

Table with columns: NO. Name, Min, FG, 3P, FT, Rebounds, Fouls, TP, AS, TO, ST, Blocks, +/-

Shooting By Period table with columns: 1st FG%, 3PT%, FT%, 2nd FG%, 3PT%, FT%, GM FG%, 3PT%, FT%

Summary table with columns: Biggest lead, Best Scoring Run, Lead Changes, Times Tied, Time with Lead

GAME 5 - WISCONSIN 65, NO. 24 VIRGINIA 41



Official Basketball Box Score - Final
Wisconsin at Virginia
11/22/23 Suncoast Credit Union Arena, Fort Myers, Fla.
2023-24 Men's Basketball

Game Time: 6:00 PM
Game Duration: 1:47
Attendance: 3,500

Officials: Ted Valentine, Lee Cassell, KB Burdett

Wisconsin - 65 Record: 3-2
Table with columns: NO. Name, Min, FG, 3P, FT, Rebounds, Fouls, TP, AS, TO, ST, Blocks, +/-

Shooting By Period
1st FG% 10-33 30.3%
3PT% 3-8 37.5%
FT% 5-6 83.3%

Technical Fouls: NONE

Virginia - 41 Record: 4-1
Table with columns: NO. Name, Min, FG, 3P, FT, Rebounds, Fouls, TP, AS, TO, ST, Blocks, +/-

Shooting By Period
1st FG% 5-21 23.8%
3PT% 2-7 28.6%
FT% 6-6 100%

Technical Fouls: NONE

Summary table with columns: Wis, UVA, Points from, Turnovers, Paint, Second Chance, Fast Breaks, Bench

GAME 6 - NO. 24 VIRGINIA 56, WEST VIRGINIA 54



Official Basketball Box Score - Final
West Virginia at Virginia
11/22/23 Suncoast Credit Union Arena, Fort Myers, Fla.
2023-24 Men's Basketball

Game Time: 6:00 PM
Game Duration: 2:09
Attendance: 3,500

Officials: Brian Dorsey, Courtney Green, KB Burdett

West Virginia - 54 Record: 2-3
Table with columns: NO. Name, Min, FG, 3P, FT, Rebounds, Fouls, TP, AS, TO, ST, Blocks, +/-

Shooting By Period
1st FG% 9-28 32.1%
3PT% 1-9 11.1%
FT% 4-5 80%

Technical Fouls: Slazinski 2nd 6:38

Virginia - 56 Record: 5-1
Table with columns: NO. Name, Min, FG, 3P, FT, Rebounds, Fouls, TP, AS, TO, ST, Blocks, +/-

Shooting By Period
1st FG% 10-27 37.0%
3PT% 3-11 27.3%
FT% 3-4 75%

Technical Fouls: McKneely 2nd 6:38

Summary table with columns: WVU, UVA, Points from, Turnovers, Paint, Second Chance, Fast Breaks, Bench

GAME 7 - VIRGINIA 59, NO. 14 TEXAS A&M 47



Official Basketball Box Score - Final
Texas A&M at Virginia
11/29/23 John Paul Jones Arena, Charlottesville
2023-24 Men's Basketball

Game Time: 7:15 PM
Game Duration: 2:03
Attendance: 14,061

Officials: Roger Ayers, John Gaffney, James Breeding

Texas A&M - 47 Record: 6-2
Table with columns: NO. Name, Min, FG, 3P, FT, Rebounds, Fouls, TP, AS, TO, ST, Blocks, +/-

Shooting By Period
1st FG% 10-27 37.0%
3PT% 2-11 18.2%
FT% 4-5 80%

Technical Fouls: NONE

Virginia - 59 Record: 6-1
Table with columns: NO. Name, Min, FG, 3P, FT, Rebounds, Fouls, TP, AS, TO, ST, Blocks, +/-

Shooting By Period
1st FG% 11-26 42.3%
3PT% 5-11 45.5%
FT% 0-0 0%

Technical Fouls: NONE

Summary table with columns: TAM, UVA, Points from, Turnovers, Paint, Second Chance, Fast Breaks, Bench

GAME 8 - VIRGINIA 84, SYRACUSE 62



Official Basketball Box Score - Final
Syracuse at Virginia
12/02/23 John Paul Jones Arena, Charlottesville
Virginia vs Syracuse Men's Basketball

Game Time: 12:00 PM
Game Duration: 1:59
Attendance: 14,637

Officials: Jamie Luckie, Clarence Armstrong, Raymie Snyers

Syracuse - 62 Record: 5-3 (0-1)
Table with columns: NO. Name, Min, FG, 3P, FT, Rebounds, Fouls, TP, AS, TO, ST, Blocks, +/-

Shooting By Period
1st FG% 8-22 36.4%
3PT% 3-8 37.5%
FT% 5-8 62.5%

Technical Fouls: NONE

Virginia - 84 Record: 7-1 (1-0)
Table with columns: NO. Name, Min, FG, 3P, FT, Rebounds, Fouls, TP, AS, TO, ST, Blocks, +/-

Shooting By Period
1st FG% 13-23 56.5%
3PT% 4-9 44.4%
FT% 7-8 87.5%

Technical Fouls: NONE

Summary table with columns: SYR, UVA, Points from, Turnovers, Paint, Second Chance, Fast Breaks, Bench

GAME 9 - VIRGINIA 77, NCCU 47



Official Basketball Box Score - Final
N.C. Central at Virginia
12/05/23 John Paul Jones Arena, Charlottesville
Virginia vs NC Central Men's Basketball

Game Time: 7:00 PM
Game Duration: 1:49
Attendance: 13,459

Officials: Lamar Simpson, Joe Lindsay, Bart Lenox

Box score table for Game 9, Virginia 77, NCCU 47. Includes player stats for Virginia and NCCU, and team totals.

Shooting By Period table for Game 9, showing FG%, 3PT%, FT%, and GM FG% for Virginia and NCCU.

Box score table for Game 9, Virginia 77, NCCU 47. Includes player stats for Virginia and NCCU, and team totals.

Shooting By Period table for Game 9, showing FG%, 3PT%, FT%, and GM FG% for Virginia and NCCU.

Summary table for Game 9, including Biggest lead, Best Scoring Run, Lead Changes, Times Tied, Time with Lead, Points from Turnovers, Paint, Second Chance, Fast Breaks, Bench, and Period by Period Scoring.

GAME 10 - NO. 22 VIRGINIA 56, NORTHEASTERN 54



Official Basketball Box Score - Final
Northeastern at Virginia
12/16/23 John Paul Jones Arena, Charlottesville
#22 Virginia vs Northeastern Men's Basketball

Game Time: 6:00 PM
Game Duration: 1:56
Attendance: 13,576

Officials: Roger Ayers, Tony Henderson, Adam Frole

Box score table for Game 10, Virginia 56, Northeastern 54. Includes player stats for Virginia and Northeastern, and team totals.

Shooting By Period table for Game 10, showing FG%, 3PT%, FT%, and GM FG% for Virginia and Northeastern.

Box score table for Game 10, Virginia 56, Northeastern 54. Includes player stats for Virginia and Northeastern, and team totals.

Shooting By Period table for Game 10, showing FG%, 3PT%, FT%, and GM FG% for Virginia and Northeastern.

Summary table for Game 10, including Biggest lead, Best Scoring Run, Lead Changes, Times Tied, Time with Lead, Points from Turnovers, Paint, Second Chance, Fast Breaks, Bench, and Period by Period Scoring.

GAME 11 - NO. 23 MEMPHIS 77, NO. 22 VIRGINIA 54



Official Basketball Box Score - Final
Virginia at Memphis
12/19/23 FedExForum, Memphis
2023-24 Men's Basketball

Game Time: 6:00 PM
Game Duration: 2:00
Attendance: 15,553

Officials: Joe Lindsay, Steven Anderson, Ron Grover

Box score table for Game 11, Memphis 77, Virginia 54. Includes player stats for Memphis and Virginia, and team totals.

Shooting By Period table for Game 11, showing FG%, 3PT%, FT%, and GM FG% for Memphis and Virginia.

Box score table for Game 11, Memphis 77, Virginia 54. Includes player stats for Memphis and Virginia, and team totals.

Shooting By Period table for Game 11, showing FG%, 3PT%, FT%, and GM FG% for Memphis and Virginia.

Summary table for Game 11, including Biggest lead, Best Scoring Run, Lead Changes, Times Tied, Time with Lead, Points from Turnovers, Paint, Second Chance, Fast Breaks, Bench, and Period by Period Scoring.

GAME 12 - VIRGINIA 79, MORGAN STATE 44



Official Basketball Box Score - Final
Morgan St. at Virginia
12/27/23 John Paul Jones Arena, Charlottesville
Virginia vs Morgan State Men's Basketball

Game Time: 7:00 PM
Game Duration: 1:47
Attendance: 14,637

Officials: Roger Ayers, Clarence Armstrong, Adam Frole

Box score table for Game 12, Virginia 79, Morgan State 44. Includes player stats for Virginia and Morgan State, and team totals.

Shooting By Period table for Game 12, showing FG%, 3PT%, FT%, and GM FG% for Virginia and Morgan State.

Box score table for Game 12, Virginia 79, Morgan State 44. Includes player stats for Virginia and Morgan State, and team totals.

Shooting By Period table for Game 12, showing FG%, 3PT%, FT%, and GM FG% for Virginia and Morgan State.

Summary table for Game 12, including Biggest lead, Best Scoring Run, Lead Changes, Times Tied, Time with Lead, Points from Turnovers, Paint, Second Chance, Fast Breaks, Bench, and Period by Period Scoring.

GAME 13 - NOTRE DAME 76, VIRGINIA 54

Official Basketball Box Score - Final
Virginia at Notre Dame
 12/30/23 Purcell Pavilion at the Joyce Center, Notre Dame
 2023-24 Men's Basketball
 Game Time: 12:00 PM
 Game Duration: 2:04
 Attendance: 7,784
 Officials: Jamie Luckie, Ted Valentine, Isaac Barnett

NO. Name	Min	FG		3P		FT		Rebounds		Fouls		TP	AS	TO	ST	Blocks		+/-
		M-A	M-A	M-A	M-A	OR	DR	PF	FD	BS	BA							
2 Reece Beekman	33:35	5-15	0-4	5-8	1	2	3	1	5	15	4	5	0	0	0	0	0	-20
4 Andrew Rohde	29:31	2-8	1-4	0-1	0	2	2	1	1	5	1	0	0	0	0	0	-18	
11 Isaac McKneely	33:24	2-7	1-3	2-3	0	4	4	2	1	7	2	1	2	0	0	0	-25	
13 Ryan Dunn	24:09	6-9	0-0	1-2	4	1	5	3	2	13	1	2	1	0	0	0	-13	
34 Jacob Groves	18:13	2-3	0-0	0-0	1	1	3	0	4	3	0	0	1	0	0	0	-11	
35 Leon Bond III	19:17	0-3	0-0	0-0	1	2	3	0	2	0	2	0	2	0	0	0	-8	
0 Blake Buchanan	08:34	0-3	0-0	0-0	1	1	3	0	0	0	0	0	0	0	0	0	-1	
10 Taine Murray	14:06	1-1	0-0	0-2	1	0	1	1	2	0	0	0	0	0	0	0	-4	
12 Elijah Gertrude	10:34	2-4	0-0	2-2	0	3	3	0	1	6	0	2	2	0	0	0	-8	
22 Jordan Minor	08:37	1-2	0-0	0-0	2	0	2	0	1	2	0	1	0	0	0	0	-4	
Team					1	2				0								
Totals	21:55	2-11	10-18	10	17	27	14	14	54	10	11	8	1	1	22			

Record: 10-3 (1-1)
 Technical Fouls: NONE

Shooting By Period

1st FG%	9-25	36.0%
3PT%	1-6	16.7%
FT%	5-7	71.4%
2nd FG%	12-30	40.0%
3PT%	1-5	20.0%
FT%	5-11	45.5%
GM FG%	21-55	38.2%
FT%	2-11	18.2%
FT%	10-18	55.6%

Dead Ball Rebounds: 2, 0

Official Basketball Box Score - Final
Notre Dame - 76
 01/06/24 PNC Arena, Raleigh
 2023-24 Men's Basketball
 Game Time: 7:00 PM
 Game Duration: 1:51
 Attendance: 13,703
 Officials: Ron Groover, Paul Szelc, Lee Cassatt

NO. Name	Min	FG		3P		FT		Rebounds		Fouls		TP	AS	TO	ST	Blocks		+/-
		M-A	M-A	M-A	M-A	OR	DR	PF	FD	BS	BA							
0 Carey Booth	22:48	6-9	2-5	3-5	2	7	9	3	3	17	0	2	2	0	0	0	0	23
13 Tae Davis	12:56	1-1	0-0	0-0	2	3	5	0	1	2	1	1	1	0	0	0	0	1
14 Kebba Njie	30:36	3-5	0-0	4-4	2	4	6	3	3	10	1	1	0	1	0	0	0	23
3 Markus Burton	33:29	6-10	2-3	1-1	0	3	3	2	1	15	8	4	1	0	0	0	0	25
20 J.R. Koniczny	31:59	6-8	4-5	1-2	1	7	8	1	2	17	1	2	0	0	0	0	0	25
1 Julian Roper II	17:08	1-4	1-2	0-0	1	1	3	2	3	0	0	0	0	0	0	0	0	6
2 Logan Imes	13:48	0-2	0-1	2-2	0	1	1	0	1	2	0	0	0	0	0	0	0	14
11 Braeden Shrewsbury	17:04	1-4	1-4	2-3	0	0	0	1	1	5	1	1	2	0	0	0	0	6
25 Mait Zona	06:42	1-3	0-0	0-0	2	1	3	0	0	2	1	0	0	0	0	0	0	2
4 Alex Wade	02:42	0-0	0-0	0-0	0	0	0	0	0	0	1	1	0	0	0	0	0	-3
5 Raheem Bralton	02:42	0-0	0-0	0-0	0	0	0	0	0	0	0	0	0	0	0	0	0	-3
12 Tony Sanders Jr.	01:51	1-2	1-2	0-0	0	1	1	0	0	3	0	0	0	0	0	0	0	0
22 Thomas Crowe	02:42	0-1	0-0	0-0	0	0	0	0	0	0	0	0	0	0	0	0	0	-3
23 Zane Harbaugh	01:51	0-1	0-1	0-0	0	1	0	0	0	0	0	0	0	0	0	0	0	0
10 JT Kelly	00:51	0-0	0-0	0-0	0	0	0	0	0	0	0	0	0	0	0	0	0	-3
15 Thomas Hattan	00:51	0-1	0-0	0-0	1	0	0	0	0	0	0	0	0	0	0	0	0	-3
Team					0	1				0		2						
Totals	26:51	11-23	13-17	10	30	40	14	14	76	14	14	8	1	1	22			

Record: 6-7 (1-1)
 Technical Fouls: NONE

Shooting By Period

1st FG%	16-23	69.6%
3PT%	7-10	70.0%
FT%	2-4	50%
2nd FG%	10-28	35.7%
3PT%	4-13	30.8%
FT%	11-13	84.6%
GM FG%	26-51	51.0%
3PT%	11-23	47.8%
FT%	13-17	76.5%

Dead Ball Rebounds: 2, 0

	UVA	ND
Biggest lead	0 (1st 20:00)	28 (2nd 1:43)
Best Scoring Run	9 (2nd 17:22)	13 (1st 15:56)
Lead Changes	0	
Times Tied	0	
Time with Lead	00:00	39:35

Points from	UVA	ND
Turnovers	12	10
Paint	30	22
Second Chance	8	5
Fast Breaks	6	3
Bench	10	15

Period by Period Scoring	1st	2nd	TOT
UVA	24	30	54
ND	41	35	76

GAME 14 - VIRGINIA 77, LOUISVILLE 53

Official Basketball Box Score - Final
Louisville at Virginia
 01/03/24 John Paul Jones Arena, Charlottesville
 Virginia vs Louisville Men's Basketball
 Game Time: 7:00 PM
 Game Duration: 1:51
 Attendance: 13,703
 Officials: Ron Groover, Paul Szelc, Lee Cassatt

NO. Name	Min	FG		3P		FT		Rebounds		Fouls		TP	AS	TO	ST	Blocks		+/-
		M-A	M-A	M-A	M-A	OR	DR	PF	FD	BS	BA							
0 Mike James	29:12	4-10	0-4	3-4	0	4	4	2	11	2	2	2	0	0	1	0	0	-14
5 Brandon Huntley-Hatfield	33:02	3-6	0-1	3-4	1	4	5	2	7	9	2	1	0	1	0	1	2	-13
13 Danilo Jovanovich	24:44	2-5	0-2	0-0	3	1	4	1	4	2	0	1	0	1	0	1	0	-17
4 Ty-Laur Johnson	25:56	2-5	0-2	2-3	1	2	3	2	4	6	4	0	1	0	0	0	-20	
55 Skyy Clark	34:34	3-8	2-6	0-0	5	5	1	1	8	2	1	4	0	0	0	0	-19	
1 Curtis Williams	26:04	5-12	4-10	0-0	0	0	0	0	14	0	0	0	0	0	0	0	-14	
10 Kaleb Glenn	16:35	0-1	0-0	0-0	0	3	3	0	0	0	0	0	0	0	0	0	-11	
23 Alexander Payne	04:00	0-0	0-0	0-0	0	2	2	0	0	0	0	0	0	0	0	0	-6	
15 Hercy Miller	03:53	0-0	0-0	1-2	0	0	0	0	1	1	1	1	0	0	0	0	-5	
33 Aidan McCool	02:00	0-0	0-0	0-0	0	0	0	0	0	0	0	0	0	0	0	0	-1	
Team					0	1				0								
Totals	19:47	6-25	9-13	5	22	27	11	15	53	10	8	2	2	4	24			

Record: 5-8 (0-2)
 Technical Fouls: NONE

Shooting By Period

1st FG%	9-22	40.9%
3PT%	2-13	15.4%
FT%	2-3	66.7%
2nd FG%	10-25	40.0%
3PT%	4-12	33.3%
FT%	7-10	70%
GM FG%	19-47	40.4%
3PT%	6-25	24.0%
FT%	9-13	69.2%

Dead Ball Rebounds: 2, 0

Official Basketball Box Score - Final
Virginia - 77
 01/03/24 LJVW Coliseum, Winston-Salem
 2023-24 Men's Basketball
 Game Time: 7:00 PM
 Game Duration: 1:51
 Attendance: 13,703
 Officials: Ron Groover, Paul Szelc, Lee Cassatt

NO. Name	Min	FG		3P		FT		Rebounds		Fouls		TP	AS	TO	ST	Blocks		+/-
		M-A	M-A	M-A	M-A	OR	DR	PF	FD	BS	BA							
2 Reece Beekman	30:46	4-7	1-3	2-3	0	1	1	1	3	11	8	2	3	0	0	0	0	16
4 Andrew Rohde	30:33	3-9	2-6	0	2	2	2	1	8	2	0	0	0	0	0	0	0	27
11 Isaac McKneely	19:25	7-11	4-7	0-0	0	2	2	4	0	18	2	0	0	0	0	0	0	20
13 Ryan Dunn	31:02	7-8	0-0	1-3	2	8	10	1	4	15	1	1	1	3	0	0	24	
34 Jacob Groves	33:43	2-8	1-5	2-2	3	6	9	3	1	7	1	0	0	0	0	0	18	
0 Blake Buchanan	19:14	2-5	0-0	2-2	1	4	5	3	2	6	1	0	0	0	1	1	7	
10 Taine Murray	18:15	5-6	2-3	0-0	0	0	0	0	12	2	0	0	1	0	0	0	7	
12 Elijah Gertrude	07:06	0-3	0-2	0-0	0	0	0	0	0	1	0	0	0	0	0	0	-2	
35 Leon Bond III	07:56	0-1	0-0	0-0	3	1	4	0	0	2	0	1	0	0	0	0	2	
22 Jordan Minor	02:00	0-0	0-0	0-0	0	0	0	0	0	0	0	0	0	0	0	0	0	
Team					0	1				0								
Totals	30:58	10-26	7-10	9	25	34	15	11	77	20	3	6	4	2	24			

Record: 11-3 (2-1)
 Technical Fouls: NONE

	LOU	UVA
Biggest lead	3 (1st 18:52)	24 (2nd 6:02)
Best Scoring Run	5 (2nd 5:19)	9 (1st 0:41)
Lead Changes	1	
Times Tied	2	
Time with Lead	01:30	36:22

Points from	LOU	UVA
Turnovers	5	11
Paint	22	30
Second Chance	4	10
Fast Breaks	5	2
Bench	15	18

Period by Period Scoring	1st	2nd	TOT
LOU	22	31	53
UVA	37	40	77

GAME 15 - NC STATE 76, VIRGINIA 60

Official Basketball Box Score - Final
Virginia at NC State
 01/06/24 PNC Arena, Raleigh
 2023-24 Men's Basketball
 Game Time: 2:00 PM
 Game Duration: 1:49
 Attendance: 14,821
 Officials: Bert Smith, Clarence Armstrong, Justin Porterfield

GAME 17 - VIRGINIA 65, VIRGINIA TECH 57



Official Basketball Box Score - Final
Virginia Tech at Virginia
01/17/24 John Paul Jones Arena, Charlottesville
Virginia vs Virginia Tech Men's Basketball Commonwealth Clash
Officials: Bill Covington, Jr., Brian O'Connell, Tony Henderson

Box score for Game 17: Virginia Tech 65, Virginia Tech 57. Includes player stats for Virginia Tech and shooting by period.

Box score for Game 17: Virginia Tech 65, Virginia Tech 57. Includes player stats for Virginia Tech and shooting by period.

Summary statistics for Game 17: Points from Turnovers, Paint, Second Chance, Fast Breaks, Bench; Period by Period Scoring; Biggest lead, Best Scoring Run, Lead Changes, Times Tied, Time with Lead.

GAME 18 - VIRGINIA 75, GEORGIA TECH 66



Official Basketball Box Score - Final
Virginia at Georgia Tech
01/20/24 McCamish Pavilion, Atlanta
2023-24 Men's Basketball
Officials: Bert Smith, Raymie Snyons, Jeff Pon

Box score for Game 18: Virginia 75, Georgia Tech 66. Includes player stats for Virginia and shooting by period.

Box score for Game 18: Virginia 75, Georgia Tech 66. Includes player stats for Georgia Tech and shooting by period.

Summary statistics for Game 18: Points from Turnovers, Paint, Second Chance, Fast Breaks, Bench; Period by Period Scoring; Biggest lead, Best Scoring Run, Lead Changes, Times Tied, Time with Lead.

GAME 19 - VIRGINIA 59, NC STATE 53 OT



Official Basketball Box Score - Final
NC State at Virginia
01/24/24 John Paul Jones Arena, Charlottesville
Virginia vs NC State Men's Basketball
Officials: Ted Valentine, Lee Cassell, Keith Kimble

Box score for Game 19: Virginia 59, NC State 53 OT. Includes player stats for Virginia and shooting by period.

Box score for Game 19: Virginia 59, NC State 53 OT. Includes player stats for NC State and shooting by period.

Summary statistics for Game 19: Points from Turnovers, Paint, Second Chance, Fast Breaks, Bench; Period by Period Scoring; Biggest lead, Best Scoring Run, Lead Changes, Times Tied, Time with Lead.

GAME 20 - VIRGINIA 69, LOUISVILLE 52



Official Basketball Box Score - Final
Virginia at Louisville
01/27/24 KFC Yum! Center, Louisville
2023-24 Men's Basketball
Officials: Jamie Luckie, A.J. Desai, Jerry Heater

Box score for Game 20: Virginia 69, Louisville 52. Includes player stats for Virginia and shooting by period.

Box score for Game 20: Virginia 69, Louisville 52. Includes player stats for Louisville and shooting by period.

Summary statistics for Game 20: Points from Turnovers, Paint, Second Chance, Fast Breaks, Bench; Period by Period Scoring; Biggest lead, Best Scoring Run, Lead Changes, Times Tied, Time with Lead.

GAME 21 - VIRGINIA 65, NOTRE DAME 53



Official Basketball Box Score - Final
Notre Dame at Virginia
01/31/24 John Paul Jones Arena, Charlottesville
Virginia vs Notre Dame Men's Basketball

Game Time: 7:00 PM
Game Duration: 1:45
Attendance: 13,947

Officials: Pat Driscoll, Tim Clougherty, Matt Potter

Table with columns: NO., Name, Min, FG, 3P, FT, Rebounds, Fouls, TP, AS, TO, ST, Blocks, +/-

Shooting By Period table with columns: 1st FG%, 3PT%, FT%, 2nd FG%, 3PT%, FT%, GM FG%, 3PT%, FT%

Technical Fouls: NONE

Table with columns: NO., Name, Min, FG, 3P, FT, Rebounds, Fouls, TP, AS, TO, ST, Blocks, +/-

Shooting By Period table with columns: 1st FG%, 3PT%, FT%, 2nd FG%, 3PT%, FT%, GM FG%, 3PT%, FT%

Technical Fouls: NONE

Summary table with columns: UND, UVA, Points from Turnovers, Period by Period Scoring

GAME 22 - VIRGINIA 66, CLEMSON 65



Official Basketball Box Score - Final
Virginia at Clemson
02/03/24 Littlejohn Coliseum, Clemson
2023-24 Clemson Men's Basketball

Game Time: 2:00 PM
Game Duration: 2:06
Attendance: 9,000

Officials: Ted Valentine, Jeff Clark, Jerrel Spearman

Table with columns: NO., Name, Min, FG, 3P, FT, Rebounds, Fouls, TP, AS, TO, ST, Blocks, +/-

Shooting By Period table with columns: 1st FG%, 3PT%, FT%, 2nd FG%, 3PT%, FT%, GM FG%, 3PT%, FT%

Technical Fouls: NONE

Table with columns: NO., Name, Min, FG, 3P, FT, Rebounds, Fouls, TP, AS, TO, ST, Blocks, +/-

Shooting By Period table with columns: 1st FG%, 3PT%, FT%, 2nd FG%, 3PT%, FT%, GM FG%, 3PT%, FT%

Technical Fouls: NONE

Summary table with columns: UVA, CU, Points from Turnovers, Period by Period Scoring

GAME 23 - VIRGINIA 60, MIAMI 38



Official Basketball Box Score - Final
Miami (FL) at Virginia
02/05/24 Donald L. Tucker Center, Charlottesville
Virginia vs Miami Men's Basketball

Game Time: 7:00 PM
Game Duration: 1:43
Attendance: 14,165

Officials: Ron Groover, Bert Smith, John Galtney

Table with columns: NO., Name, Min, FG, 3P, FT, Rebounds, Fouls, TP, AS, TO, ST, Blocks, +/-

Shooting By Period table with columns: 1st FG%, 3PT%, FT%, 2nd FG%, 3PT%, FT%, GM FG%, 3PT%, FT%

Technical Fouls: NONE

Table with columns: NO., Name, Min, FG, 3P, FT, Rebounds, Fouls, TP, AS, TO, ST, Blocks, +/-

Shooting By Period table with columns: 1st FG%, 3PT%, FT%, 2nd FG%, 3PT%, FT%, GM FG%, 3PT%, FT%

Technical Fouls: NONE

Summary table with columns: MIA, UVA, Points from Turnovers, Period by Period Scoring

GAME 24 - VIRGINIA 80, FLORIDA STATE 76



Official Basketball Box Score - Final
Virginia at Florida State
02/10/24 Donald L. Tucker Center, Tallahassee
2023-24 Men's Basketball

Game Time: 8:00 PM
Game Duration: 2:10
Attendance: 8,525

Officials: Jamie Luckie, Lee Cassell, Sean Hull

Table with columns: NO., Name, Min, FG, 3P, FT, Rebounds, Fouls, TP, AS, TO, ST, Blocks, +/-

Shooting By Period table with columns: 1st FG%, 3PT%, FT%, 2nd FG%, 3PT%, FT%, GM FG%, 3PT%, FT%

Technical Fouls: NONE

Table with columns: NO., Name, Min, FG, 3P, FT, Rebounds, Fouls, TP, AS, TO, ST, Blocks, +/-

Shooting By Period table with columns: 1st FG%, 3PT%, FT%, 2nd FG%, 3PT%, FT%, GM FG%, 3PT%, FT%

Technical Fouls: NONE

Summary table with columns: UVA, FSU, Points from Turnovers, Period by Period Scoring

GAME 25 - PITTSBURGH 74, NO. 21 VIRGINIA 63

Official Basketball Box Score - Final
Pittsburgh at Virginia
 02/13/24 John Paul Jones Arena, Charlottesville
 #21 Virginia vs Pitt Men's Basketball
 Officials: Clarence Armstrong, Brian O'Connell, Raymie Styons
 Game Time: 7:00 PM
 Game Duration: 1:52
 Attendance: 13,858

Pittsburgh - 74		Record: 16-8 (7-6)										Shooting By Period								
NO. Name	Min	FG	3P	FT	Rebounds	Fouls	TP	AS	TO	ST	Blocks	+	-	1st FG%	2nd FG%	3PT%	GM FG%	FT%		
		M-A	M-A	M-A	OR DR TOT	PF					BS BA			12-27	14-31	8-19	26-58	14-32	81-100	
2 Blake Hinson	F	36:54	11-19	5-13	0-0	1 3 4	1 0	27	2	0	1	0	12	1st FG%	12-27	44.4%				
55 Zack Austin	F	17:32	1-2	1-2	0-0	0 0 0	1 0	3	0	0	0	0	-15	3PT%	8-19	42.1%				
33 Federico Federico	C	19:21	1-2	0-0	0-0	1 2 3	1 0	2	1	2	0	2	-4	FT%	3-3	100%				
7 Carlton Carrington	G	36:20	3-8	2-6	1-2	0 8 8	3 5	9	6	3	0	0	12	2nd FG%	14-31	45.2%				
15 Jaland Lowe	G	36:54	5-11	2-3	0-1	2 2 4	0 5	12	2	1	0	0	11	3PT%	6-13	46.2%				
5 Ishmael Leggett	F	29:14	2-11	2-5	7-8	4 4 8	3 4	13	2	1	3	0	24	GM FG%	26-58	44.8%				
24 William Jeffress	G	03:06	0-0	0-0	0 0 0	1 0	0	0	0	0	0	0	-1	3PT%	14-32	43.8%				
25 Guillermo Diaz Graham	G	20:39	3-5	2-3	0-0	1 3 4	1 0	8	1	0	1	0	15	FT%	8-11	72.7%				
Team						2 4 6		0	1											
Totals		26:58	14-32	8-11	11 24 35	11 14	74	14	8	5	2	6	11							

Technical Fouls: NONE

Official Basketball Box Score - Final
Virginia at Virginia
 02/13/24 John Paul Jones Arena, Charlottesville
 #21 Virginia vs Pitt Men's Basketball
 Officials: Clarence Armstrong, Brian O'Connell, Raymie Styons
 Game Time: 7:00 PM
 Game Duration: 1:51
 Attendance: 13,858

Virginia - 63		Record: 19-6 (10-4)										Shooting By Period								
NO. Name	Min	FG	3P	FT	Rebounds	Fouls	TP	AS	TO	ST	Blocks	+	-	1st FG%	2nd FG%	3PT%	GM FG%	FT%		
		M-A	M-A	M-A	OR DR TOT	PF					BS BA			13-27	12-23	2-6	25-50	14-32	9-13	
22 Jordan Minor	F	07:40	2-4	0-0	0-0	0 0 0	1 0	4	0	0	0	1	6	1st FG%	13-27	48.1%				
2 Reece Beekman	G	33:25	8-14	0-1	3-4	0 6 6	3 4	19	5	2	1	0	-7	3PT%	2-6	33.3%				
4 Andrew Rohde	G	26:19	1-4	1-2	0-0	0 0 0	1 0	3	6	0	0	0	-1	FT%	3-3	100%				
11 Isaac McKneely	G	36:56	5-9	2-6	3-3	0 3 3	2 1	13	3	1	0	0	-13	2nd FG%	12-23	52.2%				
13 Ryan Dunn	G	35:09	4-6	0-0	2 2 3	3 3	8	1	1	1	0	5	-9	3PT%	6-10	60%				
0 Blake Buchanan	G	13:07	2-3	0-0	0-0	1 1 1	1 1	4	1	1	1	0	-11	GM FG%	25-50	50%				
10 Taine Murray	G	13:20	1-2	0-1	1-2	0 1 1	2 1	3	0	0	0	0	-9	3PT%	4-14	28.6%				
34 Jacob Groves	G	24:04	2-6	1-4	2-2	0 3 3	1 1	7	1	0	1	0	-8	FT%	9-13	69.2%				
1 Dante Harris	G	10:00	0-2	0-0	0-0	0 2 2	0 0	2	0	1	0	0	-3							
Team						2 4 6		0	0											
Totals		25:50	4-14	9-13	3 22 25	14 11	63	19	5	4	6	2	-11							

Technical Fouls: NONE

	PIT	UVA
Biggest lead	14 (2nd 3:02)	3 (1st 17:03)
Best Scoring Run	8 (2nd 19:43)	9 (2nd 16:30)
Lead Changes	11	
Times Tied	9	
Time with Lead	26:50	06:44

Points from	PIT	UVA
Turnovers	7	4
Paint	22	36
Second Chance	13	2
Fast Breaks	6	2
Bench	21	14

Period by Period Scoring	1st	2nd	TOT
PIT	35	39	74
UVA	31	32	63

GAME 26 VS. WAKE FOREST

Official Basketball Box Score - Final
Wake Forest at Virginia
 02/17/24 John Paul Jones Arena, Charlottesville
 #21 Virginia vs Wake Forest Men's Basketball
 Officials: Bil Covington, Jr., Tony Henderson, Mark Schurz
 Game Time: 12:00 PM
 Game Duration: 1:50
 Attendance: 14,637

Wake Forest - 47		Record: 16-9 (8-6)										Shooting By Period								
NO. Name	Min	FG	3P	FT	Rebounds	Fouls	TP	AS	TO	ST	Blocks	+	-	1st FG%	2nd FG%	3PT%	GM FG%	FT%		
		M-A	M-A	M-A	OR DR TOT	PF					BS BA			9-29 <th>2-10 <th>2-10 <th>26-58 <th>14-32 <th>81-100 </th></th></th></th></th>	2-10 <th>2-10 <th>26-58 <th>14-32 <th>81-100 </th></th></th></th>	2-10 <th>26-58 <th>14-32 <th>81-100 </th></th></th>	26-58 <th>14-32 <th>81-100 </th></th>	14-32 <th>81-100 </th>	81-100	
11 Andrew Carr	F	22:47	1-7	0-3	2-2	3 5 8	0 2	4	0	1	0	0	2	1st FG%	9-29	31.0%				
4 Elton Reid	C	36:19	5-11	0-2	0-0	6 6 12	2 2	10	2	2	0	1	2	3PT%	2-10	20.0%				
0 Kevin Miller	G	27:18	3-8	1-2	2-2	0 1 1	2 2	9	2	4	0	0	2	FT%	2-2	100%				
2 Cameron Hildreth	G	30:43	2-10	0-2	0-1	0 5 5	1 2	4	4	1	1	0	4	2nd FG%	10-26	38.5%				
23 Hunter Sallis	G	37:19	5-10	2-4	0-0	0 3 3	3 0	12	1	1	1	0	2	3PT%	3-11	27.3%				
20 Parker Friedrichsen	G	24:40	2-5	1-4	0-0	0 2 2	1 0	5	1	0	0	0	1	FT%	2-3	66.7%				
30 Damarl Monsanto	G	17:13	1-4	1-4	0-0	0 6 6	3 2	3	1	0	1	1	7	GM FG%	19-55	34.5%				
33 Matthew Marsh	G	03:41	0-0	0-0	0-0	0 0 0	1 0	0	0	0	0	0	-4	3PT%	5-21	23.8%				
Team						1 0 1		0	2					FT%	4-5	80.0%				
Totals		19:55	5-21	4-5	10 28 38	13 10	47	11	12	3	2	13	-2							

Technical Fouls: Miller 2nd 9:11

Official Basketball Box Score - Final
Virginia - 49
 02/17/24 John Paul Jones Arena, Charlottesville
 #21 Virginia vs Wake Forest Men's Basketball
 Officials: Bil Covington, Jr., Tony Henderson, Mark Schurz
 Game Time: 12:00 PM
 Game Duration: 1:50
 Attendance: 14,637

Virginia - 49		Record: 20-6 (11-4)										Shooting By Period								
NO. Name	Min	FG	3P	FT	Rebounds	Fouls	TP	AS	TO	ST	Blocks	+	-	1st FG%	2nd FG%	3PT%	GM FG%	FT%		
		M-A	M-A	M-A	OR DR TOT	PF					BS BA			10-24 <th>1-6 <th>1-6 <th>22-54 <th>10-26 <th>11-12 </th></th></th></th></th>	1-6 <th>1-6 <th>22-54 <th>10-26 <th>11-12 </th></th></th></th>	1-6 <th>22-54 <th>10-26 <th>11-12 </th></th></th>	22-54 <th>10-26 <th>11-12 </th></th>	10-26 <th>11-12 </th>	11-12	
22 Jordan Minor	F	19:24	0-1	0-0	0-2	0 4 4	0 1	0	0	0	1	1	6	1st FG%	10-24	41.7%				
25 Reece Beekman	G	33:25	9-16	2-3	0-1	1 5 6	1 0	20	4	2	1	0	0	3PT%	1-6	16.7%				
4 Andrew Rohde	G	26:19	1-6	1-3	0-0	0 2 2	0 0	3	4	0	0	1	0	FT%	0-2	0%				
11 Isaac McKneely	G	36:50	1-4	1-2	0-0	2 2 2	1 3	12	0	1	1	2	1	2nd FG%	12-30	40.0%				
13 Ryan Dunn	G	32:03	3-8	0-2	0-3	3 6 9	1 2	6	1	0	1	7	0	3PT%	3-7	42.9%				
1 Dante Harris	G	11:46	1-2	0-0	0-0	0 1 1	3 1	2	0	2	1	0	0	FT%	1-9	11.1%				
0 Blake Buchanan	G	20:36	3-7	0-0	0-3	4 3 7	2 2	6	0	1	0	2	0	GM FG%	22-54	40.7%				
34 Jacob Groves	G	15:03	0-2	0-1	0-0	1 0 1	3 1	0	2	1	0	0	0	3PT%	4-13	30.8%				
10 Taine Murray	G	04:43	0-0	0-0	0-0	0 1 1	0 0	0	0	0	0	0	0	FT%	1-11	9.1%				
Team						1 2 3		0	1											
Totals		22:54	4-13	1-11	10 26 36	11 12	49	11	8	5	13	2	-1							

Technical Fouls: Team 1st 3:15 Harris 2nd 9:11

	WFO	UVA
Biggest lead	5 (1st 2:20)	7 (2nd 9:12)
Best Scoring Run	8 (1st 8:01)	7 (2nd 19:29)
Lead Changes	7	
Times Tied	2	
Time with Lead	10:19	28:06

Points from	WFO	UVA
Turnovers	9	13
Paint	24	26
Second Chance	8	7
Fast Breaks	7	2
Bench	8	8

Period by Period Scoring	1st	2nd	TOT
WFO	22	25	47
UVA	21	28	49

GAME 27 - VIRGINIA TECH 75, VIRGINIA 41

Official Basketball Box Score - Final
Virginia at Virginia Tech
 02/19/24 Cassell Coliseum, Blacksburg, Va.
 2023-24 Men's Basketball
 Officials: Roger Ayers, Lee Cassel, Doug Shown
 Game Time: 7:01 PM
 Game Duration: 1:51
 Attendance: 3,925

Virginia - 41		Record: 20-7 (11-5)										Shooting By Period								
NO. Name	Min	FG	3P	FT	Rebounds	Fouls	TP	AS	TO	ST	Blocks	+	-	1st FG%	2nd FG%	3PT%	GM FG%	FT%		
		M-A	M-A	M-A	OR DR TOT	PF					BS BA			8-25 <th>9-27 <th>0-5 <th>26-50 <th>14-32 <th>8-19 </th></th></th></th></th>	9-27 <th>0-5 <th>26-50 <th>14-32 <th>8-19 </th></th></th></th>	0-5 <th>26-50 <th>14-32 <th>8-19 </th></th></th>	26-50 <th>14-32 <th>8-19 </th></th>	14-32 <th>8-19 </th>	8-19	
22 Jordan Minor	F	13:47	1-4	0-0	3-5	1 0 1	2 3	5	0	0	0	2	-8	1st FG%	8-25	32.0%				
2 Reece Beekman	G	30:15	3-10	1-3	0-0	3 6 3	2 1	7	2	3	0	1	-30	3PT%	0-5	0.0%				
4 Andrew Rohde	G	15:56	0-2	0-2	0-0	0 1 1	1 0	0	1	2	0	0	-15	FT%	0-1	0.0%				
11 Isaac McKneely	G	29:08	4-8	1-4	2-2	2 2 2	1 11	1	0	0	0	0	-28	2nd FG%	9-27	33.3%				
13 Ryan Dunn	G	21:54	1-2	0-0	0-0	1 4 5	3 0	2	0	1	0	1	-18	3PT%	2-7	28.6%				
0 Blake Buchanan	G	17:19	0-5	0-0	0-0	1 4 5	3 0	0	0	0	0	2	-19	GM FG%	17-52	32.7%				
1 Dante Harris	G	24:04	3-8	0-2	0-0	3 3 0	1 0	6	2	1	2	0	-16	3PT%	2-12	16.7%				

THE LAST TIME

VIRGINIA INDIVIDUALS

- **Scored 30 points:** Kyle Guy vs. Marshall (12/31/18)
- **Scored 40 points:** Sean Singletary (41) at Miami (3/1/08)
- **Two players with 20 points:** Isaac McKneely (29) and Reece Beekman (21) vs. Florida State (2/10/24)
- **Three players with 20 points:** Chris Williams (27), Roger Mason, Jr. (22) and Donald Hand (20) vs. Duke (1/5/00)
- **Four players with 20 points:** Chris Williams (23), Donald Hand (22), Adam Hall (21) and Travis Watson (20) vs. Georgetown (3/15/00)
- **A player with back-to-back 25-point games:** Joe Harris, 26 vs. Virginia Tech (2/12/13), 27 at North Carolina (2/16/13)
- **One player scored in double figures:** Isaac McKneely (11) at Virginia Tech (2/19/24)
- **No players scored in double figures:** vs. Florida (3/18/17)
- **Five players scored in double figures:** Ryan Dunn (13), Taine Murray (11), Reece Beekman (11), Jordan Minor (10), Isaac McKneely (10) vs. NC State (1/24/24)
- **Six players scored in double figures:** Sean Singletary (27), Adrian Joseph (13), Jamil Tucker (13), Mamadi Diane (12), Calvin Baker (11) and Laurynas Mikalauskas (11) vs. Maryland (3/9/08)
- **Seven players scored in double figures:** Cornel Parker (20), Junior Burrough (15), Ted Jeffries (14), Cory Alexander (13), Jason Williford (12), Yuri Barnes (11) and Doug Smith (11) vs. Clemson (1/13/93)
- **Had 15 rebounds:** Mike Tobey (20) vs. Louisville (3/5/16)
- **Had 20 rebounds:** Mike Tobey (20) vs. Louisville (3/5/16)
- **Had 25 rebounds:** Bob Mortell (25) vs. Washington & Lee (2/27/60)
- **Two players with 10 rebounds:** Francisco Caffaro (12) and Jayden Gardner (10) at Notre Dame (1/29/22)
- **Three players with 10 rebounds:** Jay Huff (12), Kihei Clark (11) and Braxton Key (10) at Syracuse (11/6/19)
- **Double-Double:** Jordan Minor (12 points, 10 rebounds) vs. North Carolina (2/24/24)
- **Two players had a double-double:** Jayden Gardner (22 points, 10 rebounds) and Francisco Caffaro (11 points and 12 rebounds) at Notre Dame (1/29/22)
- **Three players had a double-double:** Jason Williford (10 pts, 15 rebs), Ted Jeffries (23 pts, 10 rebs), and Cornel Parker (11 pts, 11 rebs) at William & Mary (1/25/93)
- **Double-Double with points and assists:** Reece Beekman (19 points, 11 assists) at Georgia Tech (1/20/24)
- **Triple-Double:** Ralph Sampson (15 pts, 22 rebs, 10 blks) vs. Old Dominion (12/29/79)
- **Three Double-Doubles in a row:** Sam Hauser [3] (13 pts, 10 rebs) at Notre Dame (12/30/20), (16 pts, 11 rebs) vs. Wake Forest (1/6/21), (17 pts, 10 rebs) at Boston College (1/9/21)
- **Four Double-Doubles in a row:** Mike Scott [5] (27 pts, 15 rebs) vs. Oklahoma (11/23/10), (16 pts, 10 rebs) vs. Wichita State (11/24/10), (17 pts, 12 rebs) at Minnesota (11/29/10), (21 pts, 13 rebs) at Virginia Tech (12/5/10), (10 pts, 13 rebs) vs. Radford (12/7/10)
- **20 points and 20 rebounds:** Travis Watson (21 points, 20 rebounds) vs. Wofford (1/2/03)
- **20 points and 10 rebounds:** Jayden Gardner (23 points, 12 rebounds) vs. Clemson (3/10/23)
- **13 assists:** Kihei Clark (13) vs. Navy (12/29/19)
- **10 assists:** Reece Beekman (11) at Georgia Tech (1/20/24)
- **5 blocked Shots:** Ryan Dunn (7) vs. Wake Forest (2/17/24)
- **5 steals:** Reece Beekman (5) at Louisville (1/27/24)
- **Led UVA in points, rebounds and assists:** Sam Hauser (15 points, 9 rebounds, 3 assists) vs. Ohio (3/20/21)
- **Hit a last second shot to win a game:** Reece Beekman at Duke (2/7/22) [3-pointer with 1.1 seconds remaining]
- **Played more than 40 minutes:** Reece Beekman (41) vs. Duke (2/11/23)
- **Played all 40 minutes:** Kihei Clark (40), vs. St. Bonaventure (3/22/22)

VIRGINIA TEAM

- **Won in Overtime:** 59-53 vs. NC State (1/24/24)
- **Lost in Overtime:** 63-55 vs. Syracuse (1/11/20)
- **Played Two Overtimes:** at Virginia Tech, 80-78 2 OT (2/12/17)
- **Played Three Overtimes:** vs. Georgetown, L 115-111 (3/15/00)
- **Shot 70 percent for a half:** 70.4% (19-27) vs. Austin Peay - 1st Half (11/13/17)
- **Shot 60 percent in a game:** 60% (30-50) vs. Miami (2/5/22)
- **Shot less than 30 percent in a game:** 27.6% (16-58) vs. North Carolina (2/24/24)
- **Shot 100 percent from the free throw line:** 100% (6-6) vs. Texas A&M (11/29/23)
- **Shot 70 percent from 3-point line:** 72% (18-25) at Syracuse (3/4/19)
- **Shot less than 30 percent in a half:** 16.7% (5-30) in 1st Half vs. North Carolina (2/24/24)
- **Shot less than 20 percent in a half:** 16.7% (5-30) in 1st Half vs. North Carolina (2/24/24)
- **Shot 55 percent or better and lost:** 58.5% (31-53) at North Carolina (2/16/13)
- **Shot 50 percent or better and lost:** 52.6% (30-57) vs. Iowa (11/29/21)
- **Attempted 50 FTs:** 52 (made 34) vs. Howard (12/12/94)
- **Attempted 35 3-pointers:** 38 (11-38) vs. Va. Tech (2/10/18)
- **Did Not Attempt a FT:** 0 vs. Wisconsin (11/27/17)
- **Made 30 FTs:** 31 (31 of 36) vs. Tennessee (3/18/07)
- **Made 15 3-pt FGs:** 15 at Wake Forest (1/21/23)
- **Failed to make a 3-pt FG:** vs. Louisville (0 of 6) (3/9/22)
- **Had 50 rebounds:** 54 vs. NC State (1/24/24)
- **Had 20 offensive rebounds:** 20 vs. NC State (1/24/24)
- **Had 25 assists:** 26 vs. Iowa State (3/25/16)
- **Had 15 steals:** 15 vs. Florida (11/10/23)
- **Had 10 blocks:** 13 vs. Wake Forest (2/17/24)
- **Had 10 steals & 10 blocks:** 13 steals & 10 blocks vs. Texas Southern (11/16/23)
- **Led by 30 points at halftime:** 30 vs. North Carolina A&T (11/14/23)
- **Scored 50 pts in a half:** 56 vs. Baylor, 2nd half (11/18/22)
- **Scored 60 pts in a half:** 60 vs. Gonzaga, 1st half (1/3/07)
- **Scored 70 pts in a half:** 70 vs. Coastal Carolina, 2nd half (11/20/00)
- **Scored 100 pts (ACC):** 103 vs. Maryland (1/16/07)
- **Scored 100 pts (non-conf):** 100 vs. Marshall (12/31/18)
- **Scored under 20 pts in 1st half:** 16 vs. North Carolina (2/24/24)
- **Scored under 20 pts in 2nd half:** 19 at North Carolina (2/18/17)
- **Scored under 50 pts in a game:** 44 vs. North Carolina (2/24/24)
- **Defeated top-5 opponent:** 86-79 vs. #5 Baylor (11/18/22)
- **Defeated top-5 opponent on the road:** 65-63 at #4 Duke (1/27/18)
- **Defeated top-5 opponent at neutral site:** 86-79 vs. #5 Baylor (11/18/22)
- **Defeated top-ranked opponent:** 86-73 vs. #1 North Carolina (1/30/86)
- **Won when trailing by 16 points:** Trained 32-16 during 63-61 vs. Ohio State (11/30/16)
- **Won when trailing by 17 points:** Trained 31-14 during 61-58 overtime win vs. Maryland (3/10/13)
- **All five starters scored all of the points:** vs. Texas A&M (11/29/23)

OPPONENT INDIVIDUALS

- **Scored 30 points:** Buddy Boeheim (31), Syracuse (3/11/21)
- **Scored 35 points:** Carsen Edwards (42), Purdue (3/30/19)
- **Scored 40 points:** Carsen Edwards (42), Purdue (3/30/19)
- **Scored 50 points:** Len Chappell (50), Wake (2/12/62)
- **Two players with 20 points:** Jericole Hellems (21) and Tarquavion Smith (20) at NC State (1/22/22)
- **Two players with 25 points:** Corey Kispert (32) and Drew Timme (29) vs. Gonzaga (12/26/20)
- **Three players with 20 points:** Jordan McRae (21), Jarnell Stokes (20) and Josh Richardson (20) at Tennessee (12/30/13)
- **Two players with 30 points:** Trevor Powell (31) and Tony Smith (31) at Marquette (2/3/90)
- **No players scored in double figures:** Texas Southern (11/16/23)
- **Five players scored in double figures:** Jarace Walker (17), Marcus Sasser (13), Tramon Mark (13), Jamal Shead (11), J'Wan Roberts (10) vs. Houston (12/17/22)
- **Six players scored in double figures:** C.J. Harris (15), Ari Stewart (12), Travis McKie (12), J.T. Terrell (11), Ty Walker (11), Gary Clark (10), at Wake Forest (1/29/11)
- **Seven players scored in double figures:** Stanley Burrell (15), Drew Lavender (13), C.J. Anderson (12), B.J. Raymond (12), Josh Duncan (11), Charles Bronson (11) and Jason Love (10), at Xavier (1/3/08)
- **Double-Double:** Armando Bacot (10 points, 13 rebounds) vs. North Carolina (2/24/24)
- **Double-Double with points and assists:** Keifer Sykes (21 pts, 10 assists) at Green Bay (12/7/13)
- **Two players had a double-double:** Marvin Bagley III (30 pts, 14 rebs) & Wendell Carter Jr. (14 pts, 15 rebs), Duke (1/27/18)
- **Player had 20 points and 20 rebounds:** Armando Bacot (29 points, 22 rebounds), North Carolina (1/8/222)
- **Had 15 rebounds:** Armando Bacot (16), North Carolina (2/20/20)
- **Had 20 rebounds:** Armando Bacot (22), North Carolina (1/8/22)
- **Had 10 assists:** Keifer Sykes (10), at Green Bay (12/7/13)
- **5 Blocked Shots:** Efton Reid (5), Wake Forest (1/13/24)
- **5 Steals:** Jordan Miller (7), Miami (2/5/22) & Jose Alvarado (6), Georgia Tech (1/23/21)
- **Hit a last second shot to win a game:** JP Pegues, Furman (3/16/23), 3-pointer with 2.2 seconds remaining

OPPONENT TEAM

- **Shot less than 30 percent in a game:** 28.6% (14-49), Miami (2/5/24)
- **Shot less than 30 percent in a game (ACC):** 28.6% (14-49), Miami (2/5/24)
- **Shot 60 percent in a game:** 60% (30-50) at NC State (1/22/22)
- **Shot 55 percent or better and lost:** 55.3% (26-47), Cleveland State (11/25/09)
- **Scored 100 pts:** 106, Washington (11/22/10)
- **Scored 90 pts in an ACC game:** 93, North Carolina (2/16/13)
- **Scored 60 pts in a half:** 60, at Miami, 2nd half (3/1/08)
- **Scored 50 pts in a half:** 54, vs. Gonzaga, 2nd half (12/26/21)
- **Scored 45 pts in the first half:** 45, at Florida State (2/15/21)
- **Scored under 10 pts in 1st half:** 7, at Pitt (2/24/18)
- **Scored under 20 pts in 1st half:** 17, vs. Miami (2/5/24)
- **Scored under 20 pts in 2nd half:** 19, vs. Texas Southern (11/16/23)
- **Scored under 40 pts in a game:** 38, vs. Miami (2/5/24)
- **Had 25 assists:** 27, at Xavier (1/3/08)
- **Had 20 offensive rebounds:** 20, vs. Wisconsin (11/20/23)
- **Had 15 steals:** 15, Memphis (12/19/23)
- **Had 10 blocks:** 10 at Maryland (3/5/11)
- **Failed to make a 3-pt FG:** Georgia Tech (1/22/15)



BLAKE BUCHANAN

Fr. • F • 6-11 • 225 • C'ouer d'Alene, Idaho • Lake City

2023-24 SEASON

- Grabbed four rebounds in collegiate debut vs. Tarleton State (11/6/23)
- Tallied 18 points (10 of 16 FTs) and seven rebounds vs. Florida (11/10/23)
- Recorded six points and three rebounds in first career start vs. North Carolina A&T (11/14/23)
- Blocked three shots vs. Texas Southern (11/16/23)
- Collected nine points, six rebounds and two steals vs. NCCU (12/5/23)
- Recorded five rebounds and one blocked shot vs. Morgan State (12/27/23)
- Tallied six points and five rebounds vs. Louisville (1/3/24)
- Scored four points and had five rebounds in start at NC State (1/6/24)
- Registered eight points (4-5 FG) and three rebounds vs. Virginia Tech (1/17/24)
- Netted four points along with eight rebounds vs. NC State (1/24/24)
- Contributed four points, five rebounds and two steals at Louisville (1/27/24)
- Recorded two points and five rebounds vs. Notre Dame (1/31/24)
- Collected six points, two rebounds, two blocked shots and one steal vs. Miami (2/5/24)
- Tallied four points and five rebounds at Florida State (2/10/24)
- Registered six points, seven rebounds and two blocked shots vs. Wake Forest (2/17/24)

CAREER STATS/HIGHLIGHTS

		Field Goals		3-Point		F-Throws		Rebounds				Scoring									
SEASON	TEAM	GP-GS	MIN	AVG	FG-FGA	FG%	3FG-3FGA	3FG%	FT-FTA	FT%	OFF	DEF	TOT	AVG	PP-FO	A	TO	BLK	STL	PTS	AVG
2023-24	UVa	28-5	426	15.2	40-96	.417	0-0	.000	22-42	.524	39	54	93	3.3	49-2	11	15	24	13	102	3.6
TOTAL		28-5	426	15.2	40-96	.417	0-0	.000	22-42	.524	39	54	93	3.3	49-2	11	15	24	13	102	3.6

Single Game Highs

Statistic	Value	
Points	18	vs Florida 11/10/23
Rebounds	8	vs NC State 01/24/24
Assists	2	vs N.C. A&T 11/14/23
Steals	2	vs N.C. Central 12/05/23, vs Northeastern 12/16/23, at Louisville 01/27/24
Blocks	3	vs Texas Southern 11/16/23
FG Made	4	vs Florida 11/10/23, vs N.C. Central 12/05/23, vs Virginia Tech 01/17/24
FG Attempts	7	4 times
FT Made	10	vs Florida 11/10/23
FT Attempts	16	vs Florida 11/10/23

2023-24 BUCHANAN GAME-BY-GAME

Opponent	Date	GS	MIN	Total		3-Pointers		Free throws		Rebounds				PF	A	TO	BLK	STL	PTS	AVG	
				FG-FGA	PCT	3FG-3FGA	PCT	FT-FTA	PCT	OFF	DEF	TOT	AVG								
Tarleton St.	11/06/2023		16:56	0-2	.000	0-0	.000	1-4	.250	0	4	4	4.0	2	0	1	1	0	1	1.0	
vs Florida	11/10/2023		26:52	4-7	.571	0-0	.000	10-16	.625	5	2	7	5.5	2	1	1	0	0	18	9.5	
N.C. A&T	11/14/2023	*	15:10	3-6	.500	0-0	.000	0-0	.000	1	2	3	4.7	2	2	0	1	1	6	8.3	
Texas Southern	11/16/2023	*	22:00	1-2	.500	0-0	.000	3-5	.600	2	2	4	4.5	2	0	1	3	1	5	7.5	
vs Wisconsin	11/20/2023	*	14:29	0-2	.000	0-0	.000	0-0	.000	2	1	3	4.2	1	0	1	2	0	0	6.0	
vs West Virginia	11/22/2023	*	13:55	0-2	.000	0-0	.000	2-2	1.000	0	2	2	3.8	5	0	1	2	0	2	5.3	
Texas A&M	11/29/2023		05:32	0-0	.000	0-0	.000	0-0	.000	2	0	2	3.6	2	0	2	0	1	0	4.6	
Syracuse	12/02/2023		12:41	2-3	.667	0-0	.000	2-2	1.000	1	0	1	3.3	1	0	1	0	1	6	4.8	
N.C. Central	12/05/2023		25:03	4-7	.571	0-0	.000	1-2	.500	3	3	6	3.6	2	1	1	1	2	9	5.2	
Northeastern	12/16/2023		16:05	1-1	1.000	0-0	.000	1-4	.250	1	0	1	3.3	0	1	0	0	2	3	5.0	
at Memphis	12/19/2023		06:00	0-1	.000	0-0	.000	0-0	.000	0	2	2	3.2	2	1	1	0	0	0	4.5	
Morgan St.	12/27/2023		13:06	0-3	.000	0-0	.000	0-0	.000	3	2	5	3.3	1	1	1	1	0	0	4.2	
at Notre Dame	12/30/2023		08:34	0-3	.000	0-0	.000	0-0	.000	0	1	1	3.2	3	0	0	1	0	0	3.8	
Louisville	01/03/2024		19:14	2-5	.400	0-0	.000	2-2	1.000	1	4	5	3.3	3	1	0	1	0	6	4.0	
at NC State	01/06/2024	*	23:24	2-3	.667	0-0	.000	0-2	.000	1	4	5	3.4	2	0	0	0	1	4	4.0	
at Wake Forest	01/13/2024		07:57	0-3	.000	0-0	.000	0-0	.000	0	1	1	3.3	0	0	0	1	0	0	3.8	
Virginia Tech	01/17/2024		11:22	4-5	.800	0-0	.000	0-0	.000	1	2	3	3.2	0	1	0	0	0	8	4.0	
at Georgia Tech	01/20/2024		05:35	0-1	.000	0-0	.000	0-0	.000	0	1	1	3.1	0	0	0	0	0	0	3.8	
NC State	01/24/2024		14:07	2-5	.400	0-0	.000	0-0	.000	3	5	8	3.4	1	0	0	1	0	4	3.8	
at Louisville	01/27/2024		13:50	2-2	1.000	0-0	.000	0-0	.000	0	1	1	3.3	5	0	1	1	2	4	3.8	
Notre Dame	01/31/2024		09:07	1-2	.500	0-0	.000	0-0	.000	3	2	5	3.3	0	1	1	0	0	2	3.7	
at Clemson	02/03/2024		11:34	1-2	.500	0-0	.000	0-0	.000	2	0	2	3.3	2	0	0	0	0	2	3.6	
Miami (FL)	02/05/2024		22:25	3-7	.429	0-0	.000	0-0	.000	0	2	2	3.2	3	0	0	2	1	6	3.7	
at Florida St.	02/10/2024		24:25	2-4	.500	0-0	.000	0-0	.000	3	2	5	3.3	1	0	0	0	0	4	3.8	
Pittsburgh	02/13/2024		13:07	2-3	.667	0-0	.000	0-0	.000	0	1	1	3.2	1	1	1	1	1	4	3.8	
Wake Forest	02/17/2024		20:36	3-7	.429	0-0	.000	0-3	.000	4	3	7	3.3	2	0	1	2	0	6	3.8	
at Virginia Tech	02/19/2024		17:19	0-5	.000	0-0	.000	0-0	.000	1	4	5	3.4	3	0	0	2	0	0	3.7	
North Carolina	02/24/2024		15:08	1-3	.333	0-0	.000	0-0	.000	0	1	1	3.3	1	0	0	1	0	2	3.6	
Totals			5	425:33	40-96	.417	0-0	.000	22-42	.524	39	54	93	3.3	49	11	15	24	13	102	3.6



1 DANTE HARRIS

R-Jr. • G • 6-0 • 171 • Washington, D.C. • Georgetown

2023-24 SEASON

- Scored seven points along with three assists in UVA debut vs. Tarleton State (11/6/23)
- Recorded six points and two assists vs. Florida (11/10/23)
- Totaled five rebounds, three assists, two steals and two blocked shots vs. North Carolina A&T (11/14/23)

- Scored six points on a pair of 3-pointers and added four rebounds vs. Texas Southern (11/16/23)
- Tallied five points and five assists in return to action vs. Virginia Tech (1/17/24) after missing 10 games with an ankle injury
- Netted four points in road win at Georgia Tech (1/20/24)
- Tallied four points and three assists vs. Notre Dame (1/31/24)
- Dished out three assists vs. Miami (2/5/24)
- Recorded two points and four assists at Florida State (2/10/24)
- Registered six points, three rebounds, two assists and two steals at Virginia Tech (2/19/24)

CAREER STATS/HIGHLIGHTS

SEASON	TEAM	GP-GS	MIN	Field Goals		3-Point		F-Throws		Rebounds				Scoring							
				FG-FGA	FG%	3FG-3FGA	3FG%	FT-FTA	FT%	OFF	DEF	TOT	AVG	PF	FO	A	TO	BLK	STL	PTS	AVG
2020-21	GTown	26-21	789	30.4	76-218	.349	20-77	.260	35-39	.897	15	74	89	3.4	41-0	82	59	1	30	207	8.0
2021-22	GTown	29-29	934	32.2	130-347	.375	28-102	.275	56-75	.747	13	91	104	3.6	53-1	118	74	2	44	344	11.9
2023-24	UVa	18-1	271	15.0	18-64	.281	2-15	.133	8-16	.500	4	34	38	2.1	22-0	32	14	5	14	46	2.6
TOTAL FOR UVa		18-1	271	15.0	18-64	.281	2-15	.133	8-16	.500	4	34	38	2.1	22-0	32	14	5	14	46	2.6
TOTAL		73-51	1994	27.3	224-629	.356	50-194	.258	99-130	.762	32	199	231	3.2	116-1	232	147	8	88	597	8.2

Single Game Highs

Statistic	Value	
Points	23	at Creighton 02/14/22, vs UConn 02/27/22
Rebounds	9	vs St. John's (NY) 02/03/22
Assists	8	vs Seton Hall 02/20/21, at DePaul 02/09/22
Steals	5	vs Marquette 03/10/21
Blocks	2	vs N.C. A&T 11/14/23
FG Made	9	at Creighton 02/14/22
FG Attempts	24	at Creighton 02/14/22
3FG Made	3	4 times
3FG Attempts	7	vs Villanova 01/22/22
FT Made	9	vs Marquette 01/07/22
FT Attempts	10	vs Marquette 01/07/22

2023-24 HARRIS GAME-BY-GAME

Opponent	Date	GS	MIN	Total		3-Pointers		Free throws		Rebounds				PF	A	TO	BLK	STL	PTS	AVG
				FG-FGA	PCT	3FG-3FGA	PCT	FT-FTA	PCT	OFF	DEF	TOT	AVG							
Tarleton St.	11/06/2023		23:31	1-3	.333	0-0	.000	5-8	.625	1	2	3	3.0	3	1	0	0	1	7	7.0
vs Florida	11/10/2023		15:17	3-5	.600	0-1	.000	0-0	.000	0	0	0	1.5	1	2	0	0	2	6	6.5
N.C. A&T	11/14/2023		25:09	0-2	.000	0-0	.000	2-4	.500	0	5	5	2.7	2	3	3	2	2	2	5.0
Texas Southern	11/16/2023	*	27:03	2-6	.333	2-2	1.000	0-0	.000	0	4	4	3.0	2	2	2	0	1	6	5.3
vs Wisconsin	11/20/2023		17:21	0-3	.000	0-1	.000	0-0	.000	0	1	1	2.6	1	0	2	0	0	0	4.2
vs West Virginia	11/22/2023		08:35	0-1	.000	0-1	.000	0-0	.000	0	2	2	2.5	1	0	0	0	0	0	3.5
Virginia Tech	01/17/2024		16:57	2-5	.400	0-2	.000	1-3	.333	0	2	2	2.4	3	5	0	1	1	5	3.7
at Georgia Tech	01/20/2024		10:48	2-6	.333	0-2	.000	0-0	.000	0	1	1	2.3	0	0	0	0	0	4	3.8
NC State	01/24/2024		19:30	0-5	.000	0-1	.000	0-0	.000	0	3	3	2.3	2	2	1	0	0	0	3.3
at Louisville	01/27/2024		08:39	0-2	.000	0-0	.000	0-0	.000	0	1	1	2.2	1	2	1	0	0	0	3.0
Notre Dame	01/31/2024		12:36	2-4	.500	0-1	.000	0-0	.000	0	0	0	2.0	1	3	0	1	0	4	3.1
at Clemson	02/03/2024		05:33	0-1	.000	0-0	.000	0-1	.000	0	1	1	1.9	0	1	0	0	0	0	2.8
Miami (FL)	02/05/2024		13:52	0-1	.000	0-0	.000	0-0	.000	0	2	2	1.9	1	3	0	1	1	0	2.6
at Florida St.	02/10/2024		10:29	1-4	.250	0-2	.000	0-0	.000	1	2	3	2.0	1	4	2	0	0	2	2.6
Pittsburgh	02/13/2024		10:00	0-2	.000	0-0	.000	0-0	.000	0	2	2	2.0	0	2	0	0	1	0	2.4
Wake Forest	02/17/2024		11:46	1-2	.500	0-0	.000	0-0	.000	0	1	1	1.9	3	0	2	0	1	2	2.4
at Virginia Tech	02/19/2024		24:04	3-8	.375	0-2	.000	0-0	.000	0	3	3	2.0	0	2	1	0	2	6	2.6
North Carolina	02/24/2024		09:22	1-4	.250	0-0	.000	0-0	.000	2	2	4	2.1	0	0	0	0	2	2	2.6
Totals		1	270:33	18-64	.281	2-15	.133	8-16	.500	4	34	38	2.1	22	32	14	5	14	46	2.6



2 REECE BEEKMAN

Sr. • G • 6-3 • 194 • Milwaukee, Wis. • Scotlandville Magnet (La.)

2023-24 SEASON

- Preseason All-ACC First Team
- Naismith Trophy Preseason 50 Watch List
- John R. Wooden Award Preseason Top-50 Watch List
- Fort Myers Tip-Off All-Tournament Team
- ACC Player of the Week (Jan. 22)
- Naismith Men's Defensive Player of the Year Watch List

- Tallied game-high 16 points, seven assists and three steals vs. Tarleton State (11/6/23)
- Registered 13 points, five assists and three steals vs. Florida (11/10/23)
- Scored eight points and added a career-high three blocked shots and four steals vs. Texas Southern (11/16/23)
- Scored team-high 17 points along with seven assists and two steals vs. Wisconsin (11/20/23)
- Tallied 12 points, four rebounds, five assists and four steals vs. West Virginia (11/22/23)
- Recorded 12 points, five assists, three steals and two blocks vs. No. 14 Texas A&M (11/29/23)
- Scored 13 points along with eight assists vs. Syracuse (12/2/23)
- Scored a career-high 21 points with six rebounds and five assists vs. Northeastern (12/16/23)
- Led Virginia with 13 points at No. 23 Memphis (12/19/23)
- Registered 17 points, seven assists and two blocked shots vs. Morgan State (12/27/23)
- Netted 15 points along with four assists at Notre Dame (12/30/23)
- Scored 11 points and had eight assists vs. Louisville (1/3/24)
- Scored 12 points along with 10 assists at NC State (1/6/24)
- Tallied 16 points, four assists and four steals vs. Virginia Tech (1/17/24)
- Recorded 19 points and matched a career high with 11 assists for fourth career double-double at Georgia Tech (1/20/24)
- Scored nine points along with nine assists and five steals at Louisville (1/27/24)
- Tied a career best with 21 points & added six assists & four steals vs. Notre Dame (1/31/24)
- Surpassed 1,000 career points with 14 at Clemson (2/3/24)
- Netted 16 points along with seven assists vs. Miami (2/5/24)
- Tied a career high with 21 points and added five assists at Florida State (2/10/24)
- Tallied 19 points, six rebounds and five assists vs. Pitt (2/13/24)
- Scored a game-high 20 points along with six rebounds vs. Wake Forest (2/17/24)
- Recorded 10 points, seven rebounds and five assists vs. North Carolina (2/24/24)

CAREER STATS/HIGHLIGHTS

SEASON TEAM	GP-GS	MIN/AVG	Field Goals			3-Point		F-Throws		Rebounds				Scoring					
			FG-FGA	FG%	3FG-3FGA	3FG%	FT-FTA	FT%	OFF	DEF	TOT	AVG	PF-FO	A	TO	BLK	STL	PTS	AVG
2020-21 Uva	25-20	733/29.3	42-110	.382	9-37	.243	25-33	.758	5	66	71	2.8	37-0	75	29	10	30	118	4.7
2021-22 Uva	35-35	1228/35.1	115-256	.449	22-65	.338	35-46	.761	15	121	136	3.9	62-0	181	50	25	73	287	8.2
2022-23 Uva	32-32	1044/32.6	104-257	.405	27-77	.351	69-87	.793	17	80	97	3.0	51-0	168	50	17	57	304	9.5
2023-24 Uva	28-28	891/31.8	146-327	.446	25-81	.309	69-92	.750	9	84	93	3.3	39-0	162	57	14	60	386	13.8
TOTAL	120-115	3897/32.5	407-950	.428	83-260	.319	198-258	.767	46	351	397	3.3	189-2	586	186	66	220	1095	9.1

Single Game Highs

Statistic	Value	
Points	21	vs Northeastern 12/16/23, vs Notre Dame 01/31/24, at Florida St. 02/10/24
Rebounds	12	at Louisville 03/05/22
Assists	11	vs Louisville 01/24/22, vs Louisville 03/04/23, at Georgia Tech 01/20/24
Steals	6	vs Navy 11/09/21
Blocks	3	vs Texas Southern 11/16/23
FG Made	9	vs Northeastern 12/16/23, vs Wake Forest 02/17/24
FG Attempts	18	vs Northeastern 12/16/23
3FG Made	4	vs Notre Dame 01/31/24
3FG Attempts	7	vs Notre Dame 01/31/24
FT Made	7	at Florida St. 02/10/24
FT Attempts	11	at Florida St. 02/10/24

2023-24 BEEKMAN GAME-BY-GAME

Opponent	Date	GS	MIN	Total		3-Pointers		Free throws		Rebounds				PF	A	TO	BLK	STL	PTS	AVG	
				FG-FGA	PCT	3FG-3FGA	PCT	FT-FTA	PCT	OFF	DEF	TOT	AVG								
Tarleton St.	11/06/2023	*	27:27	5-9	.556	0-3	.000	6-7	.857	0	4	4	4.0	2	7	0	1	3	16	16.0	
vs Florida	11/10/2023	*	33:40	5-13	.385	2-4	.500	1-4	.250	1	2	3	3.5	1	5	1	1	3	13	14.5	
N.C. A&T	11/14/2023	*	20:52	2-9	.222	1-3	.333	0-0	.000	0	4	4	3.7	0	7	0	0	1	5	11.3	
Texas Southern	11/16/2023	*	27:22	4-11	.364	0-4	.000	0-0	.000	0	3	3	3.5	3	4	3	3	4	8	10.5	
vs Wisconsin	11/20/2023	*	34:05	6-12	.500	2-3	.667	3-3	1.000	1	3	4	3.6	1	7	2	0	2	17	11.8	
vs West Virginia	11/22/2023	*	35:37	5-11	.455	1-4	.250	1-2	.500	0	4	4	3.7	0	5	4	0	4	12	11.8	
Texas A&M	11/29/2023	*	34:30	4-8	.500	0-1	.000	4-4	1.000	0	1	1	3.3	2	5	1	2	3	12	11.9	
Syracuse	12/02/2023	*	25:49	5-7	.714	1-1	1.000	2-2	1.000	0	1	1	3.0	0	8	0	1	1	13	12.0	
N.C. Central	12/05/2023	*	19:48	3-7	.429	0-2	.000	2-2	1.000	0	4	4	3.1	0	4	0	0	4	8	11.6	
Northeastern	12/16/2023	*	33:45	9-18	.500	0-2	.000	3-4	.750	2	4	6	3.4	1	5	1	0	2	21	12.5	
at Memphis	12/19/2023	*	33:08	5-8	.625	2-3	.667	1-1	1.000	0	5	5	3.5	2	4	5	0	1	13	12.5	
Morgan St.	12/27/2023	*	29:40	8-12	.667	1-3	.333	0-1	.000	0	2	2	3.4	0	7	1	2	1	17	12.9	
at Notre Dame	12/30/2023	*	33:35	5-15	.333	0-4	.000	5-8	.625	1	2	3	3.4	1	4	5	0	0	15	13.1	
Louisville	01/03/2024	*	30:46	4-7	.571	1-3	.333	2-3	.667	0	1	1	3.2	1	8	2	0	3	11	12.9	
at NC State	01/06/2024	*	33:04	4-7	.571	0-0	.000	4-4	1.000	0	2	2	3.1	2	10	1	0	1	12	12.9	
at Wake Forest	01/13/2024	*	30:25	3-12	.250	2-5	.400	2-2	1.000	0	2	2	3.1	3	4	1	0	1	10	12.7	
Virginia Tech	01/17/2024	*	37:48	6-13	.462	2-3	.667	2-3	.667	0	4	4	3.1	0	4	4	0	4	16	12.9	
at Georgia Tech	01/20/2024	*	33:27	7-16	.438	2-6	.333	3-3	1.000	0	6	6	3.3	1	11	3	0	2	19	13.2	
NC State	01/24/2024	*	39:46	4-12	.333	0-1	.000	3-5	.600	2	2	4	3.3	1	6	3	1	3	11	13.1	
at Louisville	01/27/2024	*	30:15	3-9	.333	0-3	.000	3-4	.750	0	0	0	3.2	2	9	2	1	5	9	12.9	
Notre Dame	01/31/2024	*	33:33	7-13	.538	4-7	.571	3-4	.750	0	0	0	3.0	1	6	5	0	4	21	13.3	
at Clemson	02/03/2024	*	35:36	5-17	.294	0-4	.000	4-4	1.000	0	0	0	2.9	0	4	0	0	3	14	13.3	
Miami (FL)	02/05/2024	*	26:39	6-11	.545	1-1	1.000	3-4	.750	0	4	4	2.9	2	7	1	1	0	16	13.4	
at Florida St.	02/10/2024	*	36:14	7-16	.438	0-3	.000	7-11	.636	1	3	4	3.0	4	5	3	0	2	21	13.8	
Pittsburgh	02/13/2024	*	33:25	8-14	.571	0-1	.000	3-4	.750	0	6	6	3.1	3	5	2	0	1	19	14.0	
Wake Forest	02/17/2024	*	33:25	9-16	.563	2-3	.667	0-1	.000	1	5	6	3.2	1	4	2	0	1	20	14.2	
at Virginia Tech	02/19/2024	*	30:15	3-10	.300	1-3	.333	0-0	.000	0	3	3	3.2	2	2	3	0	0	7	13.9	
North Carolina	02/24/2024	*	37:05	4-14	.286	0-1	.000	2-2	1.000	0	7	7	3.3	3	5	2	1	1	10	13.8	
Totals			28	891:01	146-327	.446	25-81	.309	69-92	.750	9	84	93	3.3	39	162	57	14	60	386	13.8



4 ANDREW ROHDE

So. • G • 6-6 • 202 • Milwaukee, Wis. • St. Thomas (Minn.)

2023-24 SEASON

- Tallied six points and three assists in UVA debut vs. Tarleton State (11/6/23)
- Recorded seven points, two rebounds, two assists and two steals vs. Florida (11/10/23)
- Totaled six points, five assists and three rebounds vs. North Carolina A&T (11/14/23)
- Recorded six points, three rebounds and three steals vs. Texas Southern (11/16/23)
- Totaled 13 points, six rebounds and three assists vs. No. 14 Texas A&M (11/29/23)
- Scored 10 points and added four assists and three rebounds vs. Syracuse (12/2/23)
- Dished out six assists vs. NCCU (12/5/23) and Northeastern (12/16/23)
- Collected 10 points, five rebounds, four assists and three steals vs. Morgan State (12/27/23)
- Scored eight points vs. Louisville (1/3/24)
- Netted six points at Wake Forest (1/13/24)
- Tallied five points, four assists and no turnovers at Georgia Tech (1/20/24)
- Scored seven points and added three steals at Louisville (1/27/24)
- Recorded eight points, four assists and one steal at Florida State (2/10/24)
- Handed out a team-high six assists vs. Pitt (2/13/24)
- Tallied three points and four assists vs. Wake Forest (2/17/24)

CAREER STATS/HIGHLIGHTS


SEASON	TEAM	GP-GS	MIN/AVG	Field Goals			3-Point		F-Throws		Rebounds				PF-FO			TO		BLK/STL		Scoring	
				FG-FGA	FG%	3FG-3FGA	3FG%	FT-FTA	FT%	OFF	DEF	TOT	AVG	P	F	A	TO	BLK	STL	PTS	AVG		
2022-23	UST	31-31	1019/32.9	189-422	.448	56-175	.320	97-119	.815	25	91	116	3.7	67-0	113	69	3	52	531	17.1			
2023-24	UVa	28-27	728/26.0	48-159	.302	25-91	.275	6-14	.429	1	51	52	1.9	23-0	81	32	2	15	127	4.5			
TOTAL FOR UVA		28-27	728/26.0	48-159	.302	25-91	.275	6-14	.429	1	51	52	1.9	23-0	81	32	2	15	127	4.5			
TOTAL		59-58	1748/29.6	237-581	.408	81-266	.305	103-133	.774	26	142	168	2.8	90-0	194	101	5	67	658	11.2			

Single Game Highs

Statistic	Value
Points	27 at North Dakota 02/25/23
Rebounds	9 at Montana St. 12/08/22
Assists	8 vs Merrimack 11/19/22, vs Omaha 01/07/23, vs South Dakota St. 01/26/23
Steals	5 at North Dakota St. 02/23/23
Blocks	1 5 times
FG Made	11 at North Dakota 02/25/23
FG Attempts	22 vs Oral Roberts 03/06/23
3FG Made	4 4 times
3FG Attempts	9 at South Dakota 12/29/22, vs South Dakota 01/28/23, vs Oral Roberts 03/06/23
FT Made	10 at Omaha 02/02/23
FT Attempts	10 at South Dakota 12/29/22, vs Omaha 01/07/23, at Omaha 02/02/23

2023-24 ROHDE GAME-BY-GAME

Opponent	Date	GS	MIN	Total		3-Pointers		Free throws		Rebounds				PF	A	TO	BLK	STL	PTS	AVG	
				FG-FGA	PCT	3FG-3FGA	PCT	FT-FTA	PCT	OFF	DEF	TOT	AVG								
Tarleton St.	11/06/2023	*	25:56	2-8	.250	2-5	.400	0-0	.000	0	3	3	3.0	0	1	2	0	0	6	6.0	
vs Florida	11/10/2023	*	35:39	3-6	.500	1-3	.333	0-0	.000	1	1	2	2.5	1	2	1	0	2	7	6.5	
N.C. A&T	11/14/2023	*	23:14	3-7	.429	0-3	.000	0-0	.000	0	3	3	2.7	0	5	2	0	0	6	6.3	
Texas Southern	11/16/2023	*	28:34	2-5	.400	1-1	1.000	1-2	.500	0	3	3	2.8	0	3	3	0	1	6	6.3	
vs Wisconsin	11/20/2023	*	30:01	2-6	.333	1-3	.333	0-0	.000	0	2	2	2.6	1	3	0	0	0	5	6.0	
vs West Virginia	11/22/2023	*	28:30	2-4	.500	0-1	.000	2-4	.500	0	1	1	2.3	0	1	0	0	0	6	6.0	
Texas A&M	11/29/2023	*	37:06	5-14	.357	3-8	.375	0-0	.000	0	6	6	2.9	2	3	3	0	0	13	7.0	
Syracuse	12/02/2023	*	30:54	4-8	.500	2-4	.500	0-0	.000	0	3	3	2.9	0	4	1	0	1	10	7.4	
N.C. Central	12/05/2023	*	21:52	1-4	.250	1-3	.333	0-2	.000	0	1	1	2.7	0	6	1	1	0	3	6.9	
Northeastern	12/16/2023	*	31:28	0-5	.000	0-3	.000	0-1	.000	0	2	2	2.6	1	6	0	0	0	0	6.2	
at Memphis	12/19/2023	*	22:21	0-5	.000	0-4	.000	0-0	.000	0	2	2	2.5	3	4	1	0	1	0	5.6	
Morgan St.	12/27/2023	*	30:36	4-8	.500	2-5	.400	0-0	.000	0	5	5	2.8	0	4	1	0	3	10	6.0	
at Notre Dame	12/30/2023	*	29:31	2-8	.250	1-4	.250	0-1	.000	0	2	2	2.7	1	1	0	0	0	5	5.9	
Louisville	01/03/2024	*	30:33	3-9	.333	2-6	.333	0-0	.000	0	2	2	2.6	2	2	0	0	0	8	6.1	
at NC State	01/06/2024	*	30:59	1-6	.167	0-3	.000	0-0	.000	0	3	3	2.7	0	2	3	0	0	2	5.8	
at Wake Forest	01/13/2024	*	30:41	3-7	.429	0-3	.000	0-0	.000	0	1	1	2.6	2	2	1	0	1	6	5.8	
Virginia Tech	01/17/2024	*	24:59	0-4	.000	0-3	.000	0-0	.000	0	2	2	2.5	1	3	0	0	1	0	5.5	
at Georgia Tech	01/20/2024	*	31:05	2-6	.333	1-3	.333	0-0	.000	0	0	0	2.4	2	4	0	0	1	5	5.4	
NC State	01/24/2024	*	11:55	0-2	.000	0-2	.000	0-0	.000	0	1	1	2.3	1	0	2	0	0	0	5.2	
at Louisville	01/27/2024	*	28:28	2-6	.333	2-4	.500	1-2	.500	0	2	2	2.3	0	4	4	0	3	7	5.3	
Notre Dame	01/31/2024	*	12:29	0-3	.000	0-2	.000	0-0	.000	0	0	0	2.2	0	3	0	0	0	0	5.0	
at Clemson	02/03/2024	*	20:30	1-3	.333	1-2	.500	0-0	.000	0	1	1	2.1	0	1	2	0	0	3	4.9	
Miami (FL)	02/05/2024	*	15:44	1-4	.250	0-2	.000	0-0	.000	0	1	1	2.1	1	2	1	0	0	2	4.8	
at Florida St.	02/10/2024	*	31:46	2-5	.400	2-3	.667	2-2	1.000	0	1	1	2.0	3	4	1	0	1	8	4.9	
Pittsburgh	02/13/2024	*	26:19	1-4	.250	1-2	.500	0-0	.000	0	0	0	2.0	1	6	0	0	0	3	4.8	
Wake Forest	02/17/2024	*	26:50	1-6	.167	1-3	.333	0-0	.000	0	2	2	2.0	0	4	0	1	0	3	4.8	
at Virginia Tech	02/19/2024	*	15:56	0-2	.000	0-2	.000	0-0	.000	0	1	1	1.9	1	1	2	0	0	0	4.6	
North Carolina	02/24/2024	*	14:31	1-4	.250	1-4	.250	0-0	.000	0	0	0	1.9	0	0	1	0	0	3	4.5	
Totals			27	728:26	48-159	.302	25-91	.275	6-14	.429	1	51	52	1.9	23	81	32	2	15	127	4.5



10 TAINÉ MURRAY

Jr. • G • 6-5 • 208 • Auckland, N.Z. • Rosmini College

2023-24 SEASON

- Scored five points off the bench vs. Tarleton State (11/6/23)
- Netted seven points, one assist and one blocked shot vs. North Carolina A&T (11/14/23)
- Tallied four points and three rebounds vs. Texas Southern (11/16/23)
- Scored seven points and had two rebounds vs. Syracuse (12/2/23)
- Netted three points and two assists vs. Morgan State (12/27/23)
- Scored 12 points (5-6 FG) vs. Louisville (1/3/24)
- Drilled a 3-pointer at Wake Forest (1/13/24)
- Contributed 11 points (3-4 FGs, 2-2 3FGs, 3-4 FTs) vs. NC State (1/24/24)
- Scored four points along with a career-best four assists vs. Notre Dame (1/31/24)
- Scored three points and tied a career high with four assists vs. Miami (2/5/24)
- Recorded three points and one blocked shot at Florida State (2/10/24)

CAREER STATS/HIGHLIGHTS


SEASON	TEAM	GP-GS	MIN	Field Goals		3-Point		F-Throws		Rebounds				Scoring							
				FG-FGA	FG%	3FG-3FGA	3FG%	FT-FTA	FT%	OFF	DEF	TOT	AVG	PF	FO	A	TO	BLK	STL	PTS	AVG
2021-22	UVa	19-0	143	7.5	13-33	.394	8-23	.348	4-8	.500	6	11	17	0.9	14-0	2	4	1	2	38	2.0
2022-23	UVa	13-0	93	7.2	6-19	.316	2-12	.167	4-6	.667	0	12	12	0.9	5-0	3	3	2	0	18	1.4
2023-24	UVa	27-0	328	12.2	26-51	.510	12-26	.462	11-18	.611	4	30	34	1.3	18-0	23	7	4	5	75	2.8
TOTAL		59-0	565	9.6	45-103	.437	22-61	.361	19-32	.594	10	53	63	1.1	37-0	28	14	7	7	131	2.2

Single Game Highs

Statistic	Value	
Points	14	vs Iowa 11/29/21
Rebounds	4	vs UMES 11/25/22, vs N.C. Central 12/05/23, at NC State 01/06/24
Assists	4	vs Notre Dame 01/31/24, vs Miami (FL) 02/05/24
Steals	1	7 times
Blocks	1	7 times
FG Made	5	vs Iowa 11/29/21, vs Louisville 01/03/24
FG Attempts	7	vs Iowa 11/29/21
3FG Made	4	vs Iowa 11/29/21
3FG Attempts	6	vs Iowa 11/29/21
FT Made	3	vs NC State 01/24/24
FT Attempts	4	vs NC State 01/24/24

2023-24 MURRAY GAME-BY-GAME

Opponent	Date	GS	MIN	Total		3-Pointers		Free throws		Rebounds				PF	A	TO	BLK	STL	PTS	AVG
				FG-FGA	PCT	3FG-3FGA	PCT	FT-FTA	PCT	OFF	DEF	TOT	AVG							
Tarleton St.	11/06/2023		10:57	2-2	1.000	0-0	.000	1-2	.500	0	1	1	1.0	2	0	1	0	0	5	5.0
N.C. A&T	11/14/2023		22:35	2-4	.500	1-2	.500	2-2	1.000	0	0	0	0.5	1	1	0	1	0	7	6.0
Texas Southern	11/16/2023		20:52	1-2	.500	1-2	.500	1-2	.500	0	3	3	1.3	1	0	2	0	0	4	5.3
vs Wisconsin	11/20/2023		05:59	0-2	.000	0-1	.000	0-0	.000	0	0	0	0.0	0	0	0	0	0	0	4.0
vs West Virginia	11/22/2023		05:00	0-0	.000	0-0	.000	0-0	.000	0	0	0	0.8	0	0	0	0	0	0	3.2
Texas A&M	11/29/2023		05:23	0-1	.000	0-0	.000	0-0	.000	0	1	1	0.8	0	1	0	0	0	0	2.7
Syracuse	12/02/2023		11:58	2-3	.667	2-3	.667	1-2	.500	1	1	2	1.0	0	0	1	0	1	7	3.3
N.C. Central	12/05/2023		16:43	0-0	.000	0-0	.000	0-0	.000	0	4	4	1.4	2	1	1	0	0	0	2.9
Northeastern	12/16/2023		03:16	0-0	.000	0-0	.000	0-0	.000	0	0	0	1.2	0	0	0	0	0	0	2.6
at Memphis	12/19/2023		18:00	0-2	.000	0-2	.000	0-0	.000	0	2	2	1.3	2	3	1	0	0	0	2.3
Morgan St.	12/27/2023		16:27	1-4	.250	1-4	.250	0-0	.000	0	1	1	1.3	1	2	0	0	1	3	2.4
at Notre Dame	12/30/2023		14:06	1-1	1.000	0-0	.000	0-2	.000	1	0	1	1.3	1	0	0	0	0	2	2.3
Louisville	01/03/2024		18:15	5-6	.833	2-3	.667	0-0	.000	0	0	0	1.2	0	2	0	0	1	12	3.1
at NC State	01/06/2024		17:47	0-2	.000	0-0	.000	0-0	.000	1	3	4	1.4	0	1	0	0	1	0	2.9
at Wake Forest	01/13/2024		09:11	1-1	1.000	1-1	1.000	0-0	.000	0	1	1	1.3	1	1	0	0	0	3	2.9
Virginia Tech	01/17/2024		02:34	0-1	.000	0-0	.000	0-0	.000	0	0	0	1.3	0	0	0	0	0	0	2.7
at Georgia Tech	01/20/2024		02:54	1-1	1.000	0-0	.000	0-0	.000	0	0	0	1.2	0	0	0	0	0	2	2.6
NC State	01/24/2024		18:36	3-4	.750	2-2	1.000	3-4	.750	0	2	2	1.2	0	1	0	0	0	11	3.1
at Louisville	01/27/2024		17:27	1-2	.500	0-1	.000	0-0	.000	0	2	2	1.3	1	1	0	1	0	2	3.1
Notre Dame	01/31/2024		20:03	2-6	.333	0-2	.000	0-0	.000	0	1	1	1.3	1	4	1	1	0	4	3.1
at Clemson	02/03/2024		08:47	0-0	.000	0-0	.000	2-2	1.000	0	2	2	1.3	1	1	0	0	0	2	3.0
Miami (FL)	02/05/2024		19:12	1-1	1.000	1-1	1.000	0-0	.000	0	3	3	1.4	0	4	0	0	1	3	3.0
at Florida St.	02/10/2024		09:18	1-1	1.000	1-1	1.000	0-0	.000	0	0	0	1.3	2	0	0	1	0	3	3.0
Pittsburgh	02/13/2024		13:20	1-2	.500	0-1	.000	1-2	.500	0	1	1	1.3	2	0	0	0	0	3	3.0
Wake Forest	02/17/2024		04:43	0-0	.000	0-0	.000	0-0	.000	0	1	1	1.3	0	0	0	0	0	0	2.9
at Virginia Tech	02/19/2024		13:05	1-3	.333	0-0	.000	0-0	.000	1	0	1	1.3	0	0	0	0	0	2	2.9
North Carolina	02/24/2024		01:55	0-0	.000	0-0	.000	0-0	.000	0	1	1	1.3	0	0	0	0	0	0	2.8
Totals		0	328:24	26-51	.510	12-26	.462	11-18	.611	4	30	34	1.3	18	23	7	4	5	75	2.8



11 ISAAC MCKNEELY

So. • G • 6-4 • 188 • Poca, W.Va. • Poca

2023-24 SEASON

- Scored 15 points and made four 3-pointers vs. Tarleton State (11/6/23)
- Scored nine points and matched career high with six rebounds vs. Florida (11/10/23)
- Had eight points before leaving with ankle injury vs. North Carolina A&T (11/14/23)
- Missed the Texas Southern game (11/16/23) with an ankle injury
- Scored nine points vs. Wisconsin (11/20/23)
- Tallied eight points and five rebounds vs. West Virginia (11/22/23)
- Scored 10 points vs. No. 14 Texas A&M (11/29/23)
- Netted (22) on a career-high six 3-pointers vs. Syracuse (12/2/23)
- Collected 22 points and tied a career best with six 3-pointers vs. NCCU (12/5/23)
- Scored 18 points (7-11 FG) vs. Louisville (1/3/24)
- Scored 18 points (4-7 3FG) at NC State (1/6/24)
- Tied a career high with six 3-pointers en route to 20 points at Georgia Tech (1/20/24)
- Scored 10 points vs. NC State (1/24/24)
- Netted nine points on a trio of 3-pointers at Louisville (1/27/24)
- Scored 11 points (3-5 3FG) vs. Notre Dame (1/31/24)
- Converted four-point play en route to 14 points at Clemson (2/3/24)
- Scored nine points along with six rebounds and four assists vs. Miami (2/5/24)
- Scored a career-high 29 points (8-12 FG, 5-7 3FG, 8-9 FT) at Florida State (2/10/24)
- Chipped in 15 points vs. Pitt (2/13/24)
- Netted 12 points vs. Wake Forest (2/17/24)

CAREER STATS/HIGHLIGHTS


SEASON TEAM	GP-GS	MIN	AVG	Field Goals		3-Point		F-Throws		Rebounds				Scoring										
				FG-FGA	FG%	3FG-3FGA	3FG%	FT-FTA	FT%	OFF	DEF	TOT	AVG	PF-FO	A	TO	BLK	STL	PTS	AVG				
2022-23 UVa	33-1	708	21.5	77	182	.423	51	130	.392	17	24	.708	7	66	73	2.2	44	0	23	21	4	12	222	6.7
2023-24 UVa	27-27	859	31.8	113	268	.422	64	142	.451	39	44	.886	4	77	81	3.0	42	0	44	30	5	16	329	12.2
TOTAL	60-28	1567	26.1	190	450	.422	115	272	.423	56	68	.824	11	143	154	2.6	86	0	67	51	9	28	551	9.2

Single Game Highs

Statistic	Value
Points	29 at Florida St. 02/10/24
Rebounds	6 at North Carolina 02/25/23, vs Florida 11/10/23, vs Miami (FL) 02/05/24
Assists	4 vs Tarleton St. 11/06/23, vs Morgan St. 12/27/23, vs Miami (FL) 02/05/24
Steals	2 5 times
Blocks	2 vs NC State 02/07/23, vs Wake Forest 02/17/24
FG Made	8 vs Syracuse 12/02/23, vs N.C. Central 12/05/23, at Florida St. 02/10/24
FG Attempts	16 vs NC State 01/24/24
3FG Made	6 vs Syracuse 12/02/23, vs N.C. Central 12/05/23, at Georgia Tech 01/20/24
3FG Attempts	9 at Georgia Tech 01/20/24, vs NC State 01/24/24
FT Made	8 at Florida St. 02/10/24
FT Attempts	9 at Florida St. 02/10/24

2023-24 MCKNEELY GAME-BY-GAME

Opponent	Date	GS	MIN	Total		3-Pointers		Free throws		Rebounds				PF	A	TO	BLK	STL	PTS	AVG	
				FG-FGA	PCT	3FG-3FGA	PCT	FT-FTA	PCT	OFF	DEF	TOT	AVG								
Tarleton St.	11/06/2023	*	28:47	4-8	.500	4-8	.500	3-4	.750	0	4	4	4.0	3	4	3	0	1	15	15.0	
vs Florida	11/10/2023	*	35:24	3-10	.300	2-4	.500	1-2	.500	0	6	6	5.0	2	1	1	1	0	9	12.0	
N.C. A&T	11/14/2023	*	14:28	3-4	.750	2-2	1.000	0-0	.000	0	1	1	3.7	1	1	0	1	0	8	10.7	
vs Wisconsin	11/20/2023	*	32:34	3-7	.429	1-1	1.000	2-2	1.000	0	1	1	3.0	1	0	1	0	1	9	10.3	
vs West Virginia	11/22/2023	*	35:39	2-9	.222	2-5	.400	2-2	1.000	0	5	5	3.4	1	2	2	0	1	8	9.8	
Texas A&M	11/29/2023	*	31:59	4-11	.364	2-7	.286	0-0	.000	0	1	1	3.0	1	2	1	0	0	10	9.8	
Syracuse	12/02/2023	*	26:26	8-11	.727	6-8	.750	0-0	.000	0	5	5	3.3	2	2	0	0	0	22	11.6	
N.C. Central	12/05/2023	*	25:57	8-11	.727	6-8	.750	0-0	.000	0	2	2	3.1	0	1	0	1	0	22	12.9	
Northeastern	12/16/2023	*	36:44	3-12	.250	2-6	.333	0-0	.000	1	3	4	3.2	2	0	1	0	2	8	12.3	
at Memphis	12/19/2023	*	32:05	1-8	.125	0-5	.000	4-4	1.000	0	1	1	3.0	1	2	4	0	0	6	11.7	
Morgan St.	12/27/2023	*	25:15	2-7	.286	2-6	.333	0-0	.000	0	2	2	2.9	0	4	0	0	2	6	11.2	
at Notre Dame	12/30/2023	*	33:24	2-7	.286	1-3	.333	2-3	.667	0	4	4	3.0	2	2	1	0	2	7	10.8	
Louisville	01/03/2024	*	19:25	7-11	.636	4-7	.571	0-0	.000	0	2	2	2.9	4	2	0	0	0	18	11.4	
at NC State	01/06/2024	*	31:54	6-13	.462	4-7	.571	2-2	1.000	0	3	3	2.9	2	0	3	0	2	18	11.9	
at Wake Forest	01/13/2024	*	35:43	2-10	.200	0-2	.000	4-4	1.000	0	5	5	3.1	2	0	0	0	0	8	11.6	
Virginia Tech	01/17/2024	*	34:21	3-8	.375	0-2	.000	2-2	1.000	0	2	2	3.0	1	3	1	0	1	8	11.4	
at Georgia Tech	01/20/2024	*	37:30	7-13	.538	6-9	.667	0-0	.000	0	5	5	3.1	1	1	2	0	0	20	11.9	
NC State	01/24/2024	*	41:57	4-16	.250	2-9	.222	0-0	.000	0	2	2	3.1	1	2	3	0	0	10	11.8	
at Louisville	01/27/2024	*	30:15	3-8	.375	3-4	.750	0-0	.000	0	2	2	3.0	3	1	1	0	1	9	11.6	
Notre Dame	01/31/2024	*	33:51	4-10	.400	3-5	.600	0-0	.000	0	2	2	3.0	1	2	0	0	0	11	11.6	
at Clemson	02/03/2024	*	33:22	6-15	.400	1-5	.200	1-1	1.000	0	3	3	3.0	2	2	0	0	0	14	11.7	
Miami (FL)	02/05/2024	*	30:03	4-9	.444	1-3	.333	0-0	.000	2	4	6	3.1	2	4	0	0	2	9	11.6	
at Florida St.	02/10/2024	*	34:21	8-12	.667	5-7	.714	8-9	.889	1	4	5	3.2	0	2	2	0	0	29	12.3	
Pittsburgh	02/13/2024	*	36:56	5-9	.556	2-6	.333	3-3	1.000	0	3	3	3.2	2	3	1	0	0	15	12.5	
Wake Forest	02/17/2024	*	36:10	5-12	.417	1-4	.250	1-2	.500	0	2	2	3.1	1	0	1	2	1	12	12.4	
at Virginia Tech	02/19/2024	*	29:08	4-8	.500	1-4	.250	2-2	1.000	0	2	2	3.1	2	1	0	0	0	11	12.4	
North Carolina	02/24/2024	*	35:14	2-9	.222	1-5	.200	2-2	1.000	0	1	1	3.0	2	0	2	0	0	7	12.2	
Totals			27	858:52	113-268	.422	64-142	.451	39-44	.886	4	77	81	3.0	42	44	30	5	16	329	12.2



12 ELIJAH GERTRUDE

Fr. • G • 6-4 • 185 • Jersey City, N.J. • Hudson Regional Catholic

2023-24 SEASON

- Made his collegiate debut vs. No. 14 Texas A&M
- Scored six points and had two steals vs. Syracuse (12/2/23)
- Scored season-high 13 points vs. NCCU (12/5/23)
- Tallied five points and five rebounds vs. Northeastern (12/16/23)
- Scored four points and blocked two shots vs. Morgan State (12/27/23)
- Tallied six points, three rebounds and two steals at Notre Dame (12/30/23)
- Scored two points at Louisville (1/27/24)
- Contributed two points and two rebounds vs. Miami (2/5/24)
- Recorded six points, three rebounds and two steals in 19 minutes vs. North Carolina (2/24/24)

CAREER STATS/HIGHLIGHTS

SEASON	TEAM	GP-GS	MIN	Field Goals			3-Point		F-Throws		Rebounds			PF			Scoring				
				FGA	FG%	3FGA	3FG%	FTA	FT%	OFF	DEF	TOT	AVG	PF	FO	A	TO	BLK	STL	PTS	AVG
2023-24	UVA	14-0	144	10.3	20-55	.364	1-15	.067	11-18	.611	2	16	18	1.3	16-0	6	10	7	11	52	3.7
TOTAL		14-0	144	10.3	20-55	.364	1-15	.067	11-18	.611	2	16	18	1.3	16-0	6	10	7	11	52	3.7

Single Game Highs

Statistic	Value
Points	13 vs N.C. Central 12/05/23
Rebounds	5 vs Northeastern 12/16/23
Assists	1 6 times
Steals	2 5 times
Blocks	2 vs Morgan St. 12/27/23
FG Made	6 vs N.C. Central 12/05/23
FG Attempts	11 vs N.C. Central 12/05/23
3FG Made	1 vs N.C. Central 12/05/23
3FG Attempts	5 vs N.C. Central 12/05/23
FT Made	4 vs North Carolina 02/24/24
FT Attempts	8 vs North Carolina 02/24/24

2023-24 GERTRUDE GAME-BY-GAME

Opponent	Date	GS	MIN	Total		3-Pointers		Free throws		Rebounds				PF	A	TO	BLK	STL	PTS	AVG
				FGA	PCT	3FGA	PCT	FTA	PCT	OFF	DEF	TOT	AVG							
Texas A&M	11/29/2023		07:37	0-1	.000	0-1	.000	0-0	.000	0	1	1	1.0	1	0	0	1	0	0	0.0
Syracuse	12/02/2023		18:04	2-5	.400	0-1	.000	2-2	1.000	0	1	1	1.0	1	1	3	1	2	6	3.0
N.C. Central	12/05/2023		16:46	6-11	.545	1-5	.200	0-0	.000	0	0	0	0.7	4	1	0	0	0	13	6.3
Northeastern	12/16/2023		14:47	1-3	.333	0-0	.000	3-5	.600	0	5	5	1.8	1	0	0	1	2	5	6.0
at Memphis	12/19/2023		11:22	2-5	.400	0-1	.000	0-1	.000	0	1	1	1.6	2	0	3	0	2	4	5.6
Morgan St.	12/27/2023		12:52	2-3	.667	0-0	.000	0-0	.000	1	0	1	1.5	2	1	0	2	0	4	5.3
at Notre Dame	12/30/2023		10:34	2-4	.500	0-0	.000	2-2	1.000	0	3	3	1.7	0	0	2	0	2	6	5.4
Louisville	01/03/2024		07:06	0-3	.000	0-2	.000	0-0	.000	0	0	0	1.5	1	1	0	0	0	0	4.8
at NC State	01/06/2024		07:32	0-2	.000	0-1	.000	0-0	.000	0	1	1	1.4	1	0	0	1	0	0	4.2
at Wake Forest	01/13/2024		02:26	0-1	.000	0-0	.000	0-0	.000	0	0	0	1.3	0	1	1	0	0	0	3.8
at Louisville	01/27/2024		04:56	1-3	.333	0-1	.000	0-0	.000	0	0	0	1.2	0	0	0	0	0	2	3.6
Miami (FL)	02/05/2024		03:40	1-2	.500	0-0	.000	0-0	.000	0	2	2	1.3	1	0	1	1	0	2	3.5
at Virginia Tech	02/19/2024		07:32	2-5	.400	0-1	.000	0-0	.000	0	0	0	1.2	0	1	0	0	1	4	3.5
North Carolina	02/24/2024		18:59	1-7	.143	0-2	.000	4-8	.500	1	2	3	1.3	2	0	0	0	2	6	3.7
Totals		0	144:13	20-55	.364	1-15	.067	11-18	.611	2	16	18	1.3	16	6	10	7	11	52	3.7



13 RYAN DUNN

So. • G • 6-8 • 216 • Freeport, N.Y. • Perkiomen School

2023-24 SEASON

- Nasmith Men's Defensive Player of the Year Watch List
- Collected nine points, seven rebounds, two blocks and one steal vs. Tarleton State (11/6/23)
- Tallied six points, eight rebounds along with school record-tying seven steals vs. Florida (11/10/23)
- Netted 13 points, 11 rebounds, three blocked shots

and two steals vs. North Carolina A&T (11/14/23)

- Scored 15 points along with career highs in free throws (8) and free throws attempted (9), and four blocked shots and three steals vs. Texas Southern (11/16/23)
- Had six points, six rebounds, two steals and five blocked shots vs. Wisconsin (11/20/23)
- Tallied 13 points, five rebounds, two steals and one blocked shot vs. West Virginia (11/22/23)
- Tallied 12 points, five rebounds, five blocked shots and three steals vs. No. 14 Texas A&M (11/29/23)
- Totaled 11 points, 11 rebounds, two blocked shots and two steals at No. 23 Memphis (12/19/23)
- Scored eight points along with a game-high 10 rebounds vs. Morgan State (12/27/23)
- Had 13 points and five rebounds at Notre Dame (12/30/23)
- Recorded third double-double with 15 points and 10 rebounds along with three blocked shots vs. Louisville (1/3/24)
- Scored 16 points (7-9 FG) and added seven rebounds at NC State (1/6/24)
- Registered six points, seven rebounds, one block and one steal vs. Virginia Tech (1/17/24)
- Tallied nine points and game highs in rebounds (10) and blocks (3) at Georgia Tech (1/20/24)
- Recorded 13 points, 12 rebounds and six blocked shots vs. NC State (1/24/24)
- Collected 19 points and 11 rebounds for his fifth double-double at Louisville (1/27/24)
- Scored five points and pulled down 10 rebounds at Clemson (2/3/24)
- Tallied eight points, eight rebounds, two blocked shots and two steals vs. Miami (2/5/24)
- Blocked five shots and added eight points vs. Pitt (2/13/24)
- Registered six points, nine rebounds and career-high seven blocked shots vs. Wake Forest (2/17/24)

CAREER STATS/HIGHLIGHTS

SEASON TEAM	GP-GS	MIN/AVG	Field Goals		3-Point			F-Throws		Rebounds				Scoring					
			FG-FGA	FG%	3FG-3FGA	3FG%	FT-FTA	FT%	OFF	DEF	TOT	AVG	PF-FO	A	TO	BLK	STL	PTS	AVG
2022-23 UVa	31-0	401/12.9	33-62	.532	5-16	.313	11-22	.500	19	72	91	2.9	41-1	9	14	33	13	82	2.6
2023-24 UVa	28-28	762/27.2	96-170	.565	6-28	.214	37-69	.536	61	131	192	6.9	54-1	23	21	66	38	235	8.4
TOTAL	59-28	1163/19.7	129-232	.556	11-44	.250	48-91	.527	80	203	283	4.8	95-2	32	35	99	51	317	5.4

Single Game Highs

Statistic	Value
Points	19 at Louisville 01/27/24
Rebounds	12 vs NC State 01/24/24
Assists	3 at Florida St. 02/10/24
Steals	7 vs Florida 11/10/23
Blocks	7 vs Wake Forest 02/17/24
FG Made	8 at Louisville 01/27/24
FG Attempts	14 at Memphis 12/19/23
3FG Made	2 vs Texas A&M 11/29/23
3FG Attempts	4 vs Texas A&M 11/29/23
FT Made	8 vs Texas Southern 11/16/23
FT Attempts	9 vs Texas Southern 11/16/23

2023-24 DUNN GAME-BY-GAME

Opponent	Date	GS	MIN	Total		3-Pointers		Free throws		Rebounds				PF	A	TO	BLK	STL	PTS	AVG	
				FG-FGA	PCT	3FG-3FGA	PCT	FT-FTA	PCT	OFF	DEF	TOT	AVG								
Tarleton St.	11/06/2023	*	21:04	2-3	.667	1-2	.500	4-8	.500	2	5	7	7.0	2	1	0	2	1	9	9.0	
vs Florida	11/10/2023	*	32:47	3-7	.429	0-3	.000	0-0	.000	1	7	8	7.5	2	2	1	0	7	6	7.5	
N.C. A&T	11/14/2023	*	21:13	4-5	.800	0-0	.000	5-6	.833	4	7	11	8.7	1	1	0	3	2	13	9.3	
Texas Southern	11/16/2023	*	24:47	3-5	.600	1-3	.333	8-9	.889	2	3	5	7.8	2	2	0	4	3	15	10.8	
vs Wisconsin	11/20/2023	*	26:28	3-6	.500	0-2	.000	0-0	.000	0	6	6	7.4	3	0	1	5	2	6	9.8	
vs West Virginia	11/22/2023	*	28:58	5-11	.455	0-3	.000	3-6	.500	2	3	5	7.0	3	0	1	1	2	13	10.3	
Texas A&M	11/29/2023	*	36:07	4-8	.500	2-4	.500	2-2	1.000	0	5	5	6.7	0	0	1	5	3	12	10.6	
Syracuse	12/02/2023	*	21:56	2-4	.500	0-2	.000	0-0	.000	1	3	4	6.4	3	2	0	2	2	4	9.8	
N.C. Central	12/05/2023	*	20:33	3-3	1.000	0-0	.000	0-0	.000	1	5	6	6.3	2	2	0	1	1	6	9.3	
Northeastern	12/16/2023	*	28:45	2-5	.400	0-1	.000	1-2	.500	1	3	4	6.1	1	1	2	2	0	5	8.9	
at Memphis	12/19/2023	*	26:20	5-14	.357	0-1	.000	1-3	.333	8	3	11	6.5	2	0	1	2	2	11	9.1	
Morgan St.	12/27/2023	*	24:23	3-9	.333	0-0	.000	2-6	.333	5	5	10	6.8	2	0	1	1	2	8	9.0	
at Notre Dame	12/30/2023	*	24:09	6-9	.667	0-0	.000	1-2	.500	4	1	5	6.7	3	1	2	0	1	13	9.3	
Louisville	01/03/2024	*	31:02	7-8	.875	0-0	.000	1-3	.333	2	8	10	6.9	1	1	1	3	1	15	9.7	
at NC State	01/06/2024	*	32:11	7-9	.778	1-2	.500	1-3	.333	2	5	7	6.9	3	1	1	1	1	16	10.1	
at Wake Forest	01/13/2024	*	23:02	1-4	.250	0-0	.000	2-2	1.000	0	1	1	6.6	0	0	1	1	3	4	9.8	
Virginia Tech	01/17/2024	*	25:46	3-4	.750	0-0	.000	0-0	.000	1	6	7	6.6	2	0	1	1	1	6	9.5	
at Georgia Tech	01/20/2024	*	32:11	4-4	1.000	1-1	1.000	0-2	.000	5	5	10	6.8	2	2	1	3	0	9	9.5	
NC State	01/24/2024	*	35:30	6-10	.600	0-1	.000	1-2	.500	4	8	12	7.1	0	1	1	6	0	13	9.7	
at Louisville	01/27/2024	*	29:20	8-10	.800	0-0	.000	3-4	.750	2	9	11	7.3	1	1	1	2	0	19	10.2	
Notre Dame	01/31/2024	*	27:25	0-1	.000	0-0	.000	0-0	.000	2	3	5	7.1	1	0	1	2	1	0	9.7	
at Clemson	02/03/2024	*	27:21	2-5	.400	0-0	.000	1-2	.500	4	6	10	7.3	3	0	1	1	0	5	9.5	
Miami (FL)	02/05/2024	*	28:29	4-5	.800	0-0	.000	0-0	.000	2	6	8	7.3	0	0	0	2	2	8	9.4	
at Florida St.	02/10/2024	*	19:45	0-0	.000	0-0	.000	1-2	.500	1	2	3	7.1	5	3	0	0	0	1	9.0	
Pittsburgh	02/13/2024	*	35:09	4-6	.667	0-0	.000	0-2	.000	1	2	3	7.0	3	1	1	5	0	8	9.0	
Wake Forest	02/17/2024	*	32:03	3-8	.375	0-2	.000	0-3	.000	3	6	9	7.0	1	1	0	7	1	6	8.9	
at Virginia Tech	02/19/2024	*	21:54	1-2	.500	0-0	.000	0-0	.000	1	4	5	7.0	3	0	1	1	0	2	8.6	
North Carolina	02/24/2024	*	23:30	1-5	.200	0-1	.000	0-0	.000	0	4	4	6.9	3	0	0	3	0	2	8.4	
Totals			28	762:09	96-170	.565	6-28	.214	37-69	.536	61	131	192	6.9	54	23	21	66	38	235	8.4



22 JORDAN MINOR

Gr. • F • 6-8 • 242 • Kingston, Mass. • Merrimack

2023-24 SEASON

- Collected three rebounds in UVA debut vs. Tarleton State (11/6/23)
- Scored six points along with two rebounds vs. North Carolina A&T (11/14/23)
- Totaled two rebounds vs. No. 14 Texas A&M (11/29/23)
- Tallied two points and two rebounds at No. 23

Memphis (12/19/23)

- Scored six points along with two rebounds vs. Morgan State (12/27/23)
- Tallied six points and three rebounds at NC State (1/6/24)
- Registered nine point and five rebounds in 22 minutes in first start at Wake Forest (1/13/24)
- Scored season-high 16 points along with five rebounds in 26 minutes vs. Virginia Tech (1/17/24)
- Reached double figures with 11 points in third start at Georgia Tech (1/20/24)
- Tallied 10 points and nine rebounds in 30 minutes vs. NC State (1/24/24)
- Collected six points and five rebounds vs. Notre Dame (1/31/24)
- Scored nine points along with nine rebounds and two blocked shots at Clemson (2/3/24)
- Recorded 12 points and 10 rebounds for his first double-double at UVA vs. North Carolina (2/24/24)

CAREER STATS/HIGHLIGHTS

SEASON	TEAM	GP-GS	MIN/AVG	Field Goals			3-Point		F-Throws		Rebounds				Scoring					
				FG-FGA	FG%	3FG-3FGA	3FG%	FT-FTA	FT%	OFF	DEF	TOT	AVG	PF-FO	A	TO	BLK	STL	PTS	AVG
2019-20	Merri	31-0	505/16.3	70-137	.511	2-5	.400	50-90	.556	79	58	137	4.4	76-0	24	40	32	7	192	6.2
2020-21	Merri	18-18	527/29.3	83-173	.480	1-7	.143	49-84	.583	54	91	145	8.1	69-7	32	56	25	15	216	12.0
2021-22	Merri	30-30	910/30.3	182-346	.526	1-11	.091	88-143	.615	95	152	247	8.2	101-5	36	61	73	44	453	15.1
2022-23	Merri	28-28	935/33.4	186-361	.515	1-9	.111	115-196	.587	91	171	262	9.4	84-4	65	78	72	39	488	17.4
2023-24	UVA	26-13	357/13.7	46-93	.495	0-0	.000	23-40	.575	38	42	80	3.1	47-1	6	13	8	9	115	4.4
TOTAL FOR UVA		26-13	357/13.7	46-93	.495	0-0	.000	23-40	.575	38	42	80	3.1	47-1	6	13	8	9	115	4.4
TOTAL		133-89	3233/24.3	567-1110	.511	5-32	.156	325-553	.588	357	514	871	6.5	377-17	163	248	210	114	1464	11.0

Single Game Highs

Statistic	Value	
Points	28	vs Central Conn. St. 02/10/22
Rebounds	20	at Sacred Heart 02/18/23
Assists	7	vs LIU 02/02/23
Steals	6	vs Brown 12/07/21
Blocks	8	at Central Conn. St. 01/08/22, at Bucknell 12/18/22
FG Made	12	vs Central Conn. St. 02/10/22, at Sacred Heart 02/15/22
FG Attempts	19	at Gonzaga 12/09/21, vs Stonehill 02/09/23, at LIU 02/25/23
3FG Made	2	vs Jacksonville 11/17/19
3FG Attempts	3	vs Jacksonville 11/17/19, at Gonzaga 12/09/21
FT Made	11	at Wagner 12/31/22
FT Attempts	13	4 times

2023-24 MINOR GAME-BY-GAME

Opponent	Date	GS	MIN	Total		3-Pointers		Free throws		Rebounds				PF	A	TO	BLK	STL	PTS	AVG	
				FG-FGA	PCT	3FG-3FGA	PCT	FT-FTA	PCT	OFF	DEF	TOT	AVG								
Tarleton St.	11/06/2023		11:42	0-1	.000	0-0	.000	0-0	.000	2	1	3	3.0	1	0	1	1	0	0	0.0	
N.C. A&T	11/14/2023		12:14	2-3	.667	0-0	.000	2-2	1.000	1	1	2	2.5	2	0	1	0	0	6	3.0	
Texas Southern	11/16/2023		07:04	1-3	.333	0-0	.000	0-0	.000	3	0	3	2.7	1	1	0	0	0	2	2.7	
vs Wisconsin	11/20/2023		04:55	0-0	.000	0-0	.000	0-0	.000	0	0	0	2.0	1	0	0	0	0	0	2.0	
vs West Virginia	11/22/2023		01:40	1-1	1.000	0-0	.000	0-0	.000	0	0	0	1.6	2	0	0	0	0	2	2.0	
Texas A&M	11/29/2023		02:35	0-0	.000	0-0	.000	0-0	.000	0	2	2	1.7	1	0	0	0	0	0	1.7	
Syracuse	12/02/2023		07:19	0-2	.000	0-0	.000	0-0	.000	1	0	1	1.6	3	0	0	0	0	0	1.4	
N.C. Central	12/05/2023		11:41	0-4	.000	0-0	.000	0-0	.000	0	3	3	1.8	2	2	2	0	0	0	1.3	
at Memphis	12/19/2023		03:18	1-1	1.000	0-0	.000	0-1	.000	1	1	2	1.8	0	0	0	0	0	2	1.3	
Morgan St.	12/27/2023		11:49	3-5	.600	0-0	.000	0-0	.000	2	0	2	1.8	0	1	1	0	1	6	1.8	
at Notre Dame	12/30/2023		08:37	1-2	.500	0-0	.000	0-0	.000	2	0	2	1.8	0	0	1	0	0	2	1.8	
Louisville	01/03/2024		02:00	0-0	.000	0-0	.000	0-0	.000	0	0	0	1.7	0	0	0	0	0	0	1.7	
at NC State	01/06/2024		07:31	2-2	1.000	0-0	.000	2-2	1.000	1	2	3	1.8	0	0	0	0	0	6	2.0	
at Wake Forest	01/13/2024	*	22:18	3-8	.375	0-0	.000	3-5	.600	1	4	5	2.0	2	0	1	1	1	9	2.5	
Virginia Tech	01/17/2024	*	26:29	5-8	.625	0-0	.000	6-8	.750	2	3	5	2.2	3	2	1	0	2	16	3.4	
at Georgia Tech	01/20/2024	*	24:07	4-5	.800	0-0	.000	3-6	.500	1	1	2	2.2	4	0	1	0	1	11	3.9	
NC State	01/24/2024	*	30:22	5-9	.556	0-0	.000	0-2	.000	6	3	9	2.6	2	0	1	1	1	10	4.2	
at Louisville	01/27/2024	*	09:44	2-4	.500	0-0	.000	0-0	.000	0	4	4	2.7	4	0	1	0	0	4	4.2	
Notre Dame	01/31/2024	*	28:28	2-4	.500	0-0	.000	1-2	.500	3	3	6	2.8	2	0	0	1	2	5	4.3	
at Clemson	02/03/2024	*	29:30	4-7	.571	0-0	.000	1-2	.500	4	5	9	3.2	5	0	1	2	0	9	4.5	
Miami (FL)	02/05/2024	*	16:24	1-4	.250	0-0	.000	0-0	.000	0	1	1	3.0	2	0	0	0	0	2	4.4	
at Florida St.	02/10/2024	*	11:31	1-2	.500	0-0	.000	0-0	.000	1	0	1	3.0	3	0	0	0	0	2	4.3	
Pittsburgh	02/13/2024	*	07:40	2-4	.500	0-0	.000	0-0	.000	0	0	0	2.8	1	0	0	0	0	4	4.3	
Wake Forest	02/17/2024	*	19:24	0-1	.000	0-0	.000	0-2	.000	0	4	4	2.9	0	0	0	1	1	0	4.1	
at Virginia Tech	02/19/2024	*	13:47	1-4	.250	0-0	.000	3-5	.600	1	0	1	2.8	2	0	1	0	0	5	4.1	
North Carolina	02/24/2024	*	24:52	5-9	.556	0-0	.000	2-3	.667	6	4	10	3.1	4	0	0	1	0	12	4.4	
Totals			13	357:01	46-93	.495	0-0	.000	23-40	.575	38	42	80	3.1	47	6	13	8	9	115	4.4



34 JAKE GROVES

Gr. • F • 6-9 • 211 • Spokane, Wash. • Oklahoma

2023-24 SEASON

- Scored nine points on 3 of 4 3-pointers vs. Tarleton State (11/6/23)
- Scored 12 points vs. Florida (11/10/23)
- Recorded 11 points and matched a career high with nine rebounds vs. North Carolina A&T (11/14/23)
- Registered 12 points, four rebounds and three assists

vs. No. 14 Texas A&M (11/29/23)

- Netted eight points vs. Syracuse (12/2/23) and Northeastern (12/16/23)
- Tallied 12 points on 5 of 7 field goals at No. 23 Memphis (12/19/23)
- Scored 10 points (3 of 4 3FG) vs. Morgan State (12/27/23)
- Recored seven points and matched a career high with nine rebounds vs. Louisville (1/3/24)
- Scored six points on a pair of 3-pointers vs. Virginia Tech (1/17/24)
- Scored five points, including key 3-pointer, at Georgia Tech (1/20/24)
- Contributed nine points on a trio of 3-pointers at Louisville (1/27/24)
- Drilled a career-high six 3-pointers en route to a season-high 18 points vs. Notre Dame (1/31/24)
- Scored team-high 17 points on 7 of 9 shooting (3 of 4 3FG) at Clemson (2/3/24)
- Netted 12 points on 5 of 9 shooting vs. Miami (2/5/24)
- Scored 10 points (2-2 3FG) and added three rebounds at Florida State (2/10/24)

CAREER STATS/HIGHLIGHTS

SEASON	TEAM	GP-GS	MIN/AVG	Field Goals			3-Point			F-Throws		Rebounds				PF-FO			A			TO			BLK STL			PTS		AVG
				FG-FGA	FG%	3FG-3FGA	3FG%	FT-FTA	FT%	OFF	DEF	TOT	AVG	PF	FO	A	TO	BLK	STL	PTS	AVG									
2019-20	EWU	24-0	154/6.4	25-49	.510	2-14	.143	9-16	.563	11	26	37	1.5	23-0	7	15	0	6	61	2.5										
2020-21	EWU	24-14	522/21.8	90-163	.552	16-44	.364	28-37	.757	23	77	100	4.2	60-2	22	29	3	11	224	9.3										
2021-22	OU	34-12	587/17.3	60-139	.432	23-75	.307	14-23	.609	24	73	97	2.9	49-1	15	22	3	8	157	4.6										
2022-23	OU	32-22	655/20.5	81-185	.438	37-97	.381	17-24	.708	17	64	81	2.5	38-0	26	27	2	13	216	6.8										
2023-24	UVa	28-11	537/19.2	74-152	.487	38-78	.487	16-22	.727	18	52	70	2.5	59-0	19	10	6	15	202	7.2										
TOTAL FOR UVa		28-11	537/19.2	74-152	.487	38-78	.487	16-22	.727	18	52	70	2.5	59-0	19	10	6	15	202	7.2										
TOTAL		142-59	2455/17.3	330-688	.480	116-308	.377	84-122	.689	93	292	385	2.7	229-3	89	103	14	53	860	6.1										

Single Game Highs

Statistic	Value	
Points	26	vs Central Ark. 12/17/22
Rebounds	9	5 times
Assists	3	6 times
Steals	3	4 times
Blocks	1	14 times
FG Made	10	vs Montana 03/12/21, vs Central Ark. 12/17/22
FG Attempts	16	at Washington St. 11/28/20
3FG Made	6	vs Notre Dame 01/31/24
3FG Attempts	9	vs Texas 12/31/22
FT Made	4	4 times
FT Attempts	6	vs Montana 01/09/20

2023-24 GROVES GAME-BY-GAME

Opponent	Date	GS	MIN	Total		3-Pointers		Free throws		Rebounds				PF			A			TO			PTS		AVG
				FG-FGA	PCT	3FG-3FGA	PCT	FT-FTA	PCT	OFF	DEF	TOT	AVG	PF	A	TO	BLK	STL	PTS	AVG					
Tarleton St.	11/06/2023	*	14:42	3-4	.750	3-4	.750	0-0	.000	0	1	1	1.0	4	1	0	0	1	9	9.0					
vs Florida	11/10/2023	*	16:19	4-7	.571	2-3	.667	2-2	1.000	0	0	0	0.5	4	2	0	0	1	12	10.5					
N.C. A&T	11/14/2023		20:41	4-6	.667	2-2	1.000	1-2	.500	3	6	9	3.3	1	2	1	1	1	11	10.7					
Texas Southern	11/16/2023		16:33	3-6	.500	0-3	.000	1-1	1.000	1	1	2	3.0	2	0	0	0	0	7	9.8					
vs Wisconsin	11/20/2023		20:47	1-7	.143	0-3	.000	2-2	1.000	0	2	2	2.8	1	0	1	0	0	4	8.6					
vs West Virginia	11/22/2023		21:01	2-5	.400	1-3	.333	0-0	.000	0	0	0	2.3	2	0	0	0	1	5	8.0					
Texas A&M	11/29/2023	*	31:30	5-8	.625	2-4	.500	0-0	.000	1	3	4	2.6	2	3	0	0	0	12	8.6					
Syracuse	12/02/2023	*	23:06	2-4	.500	1-2	.500	3-4	.750	1	2	3	2.6	1	1	1	0	0	8	8.5					
N.C. Central	12/05/2023	*	13:29	1-3	.333	0-2	.000	0-0	.000	0	1	1	2.4	2	2	0	0	0	2	7.8					
Northeastern	12/16/2023	*	21:32	3-5	.600	0-2	.000	2-2	1.000	0	1	1	2.3	3	0	1	1	1	0	8	7.8				
at Memphis	12/19/2023	*	25:45	5-7	.714	2-3	.667	0-0	.000	0	3	3	2.4	2	0	0	0	2	12	8.2					
Morgan St.	12/27/2023	*	14:36	3-6	.500	3-4	.750	1-2	.500	1	0	1	2.3	2	0	0	0	2	10	8.3					
at Notre Dame	12/30/2023	*	18:13	2-3	.667	0-0	.000	0-0	.000	0	1	1	2.2	3	0	0	0	1	4	8.0					
Louisville	01/03/2024	*	33:43	2-8	.250	1-5	.200	2-2	1.000	3	6	9	2.6	3	1	0	0	0	7	7.9					
at NC State	01/06/2024		12:00	1-6	.167	0-2	.000	0-0	.000	0	1	1	2.5	0	0	0	0	0	2	7.5					
at Wake Forest	01/13/2024	*	17:25	1-4	.250	1-1	1.000	0-0	.000	2	2	4	2.6	3	1	1	0	0	3	7.3					
Virginia Tech	01/17/2024		14:49	2-5	.400	2-4	.500	0-0	.000	1	2	3	2.6	1	0	0	0	0	6	7.2					
at Georgia Tech	01/20/2024		12:56	2-5	.400	1-2	.500	0-0	.000	1	0	1	2.6	2	0	1	0	0	5	7.1					
NC State	01/24/2024		09:57	0-1	.000	0-1	.000	0-0	.000	0	1	1	2.5	0	1	0	0	0	0	6.7					
at Louisville	01/27/2024		12:03	3-4	.750	3-4	.750	0-0	.000	1	0	1	2.4	4	0	0	0	1	9	6.8					
Notre Dame	01/31/2024		22:28	6-10	.600	6-8	.750	0-0	.000	0	4	4	2.5	2	2	1	1	1	18	7.3					
at Clemson	02/03/2024		27:46	7-9	.778	3-4	.750	0-1	.000	0	4	4	2.5	4	0	1	1	1	0	17	7.8				
Miami (FL)	02/05/2024		17:30	5-9	.556	2-4	.500	0-2	.000	0	1	1	2.5	0	0	0	1	0	12	8.0					
at Florida St.	02/10/2024		22:11	4-8	.500	2-2	1.000	0-0	.000	1	2	3	2.5	4	0	0	0	2	10	8.0					
Pittsburgh	02/13/2024		24:04	2-6	.333	1-4	.250	2-2	1.000	0	3	3	2.5	1	1	0	0	1	7	8.0					
Wake Forest	02/17/2024		15:03	0-2	.000	0-1	.000	0-0	.000	1	0	1	2.5	3	2	1	0	0	0	7.7					
at Virginia Tech	02/19/2024		17:14	1-1	1.000	0-0	.000	0-0	.000	1	3	4	2.5	1	0	1	0	1	2	7.5					
North Carolina	02/24/2024		19:24	0-3	.000	0-1	.000	0-0	.000	0	2	2	2.5	2	0	0	1	0	0	7.2					
Totals			11	536:47	74-152	.487	38-78	.487	16-22	.727	18	52	70	2.5	59	19	10	6	15	202	7.2				



35 LEON BOND III

R-Fr. • G/F • 6-5 • 203 • Wauwatosa, Wis. • Wauwatosa East

2023-24 SEASON

- Recorded 12 points, nine rebounds and two steals in collegiate debut vs. Tarleton State (11/6/23)
- Scored 16 points on 8 of 10 field goals vs. North Carolina A&T (11/14/23)
- Tallied eight points and three rebounds vs. Texas Southern (11/16/23)
- Registered eight points and team-high seven rebounds vs. West Virginia (11/22/23)
- Had six points and team-high six rebounds vs. Syracuse (12/2/23)
- Collected 14 points and a game-high nine rebounds and two blocked shots vs. NCCU (12/5/23)
- Scored six points vs. Northeastern (12/16/23)
- Recorded 10 points and seven rebounds vs. Morgan State (12/27/23)
- Tallied four points, three rebounds and two steals at Louisville (1/27/24)

CAREER HIGHLIGHTS

SEASON	TEAM	GP-GS	MIN	Field Goals			3-Point		F-Throws		Rebounds				Scoring						
				FG-FGA	FG%	3FG-3FGA	3FG%	FT-FTA	FT%	OFF	DEF	TOT	AVG	PF	FO	A	TO	BLK	STL	PTS	AVG
2023-24	Uva	22-0	291	13.2	44-95	.463	1-2	.500	9-14	.643	28	40	68	3.1	20-0	15	9	5	13	98	4.5
TOTAL		22-0	291	13.2	44-95	.463	1-2	.500	9-14	.643	28	40	68	3.1	20-0	15	9	5	13	98	4.5

Single Game Highs

Statistic	Value	
Points	16	vs N.C. A&T 11/14/23
Rebounds	9	vs Tarleton St. 11/06/23, vs N.C. Central 12/05/23
Assists	3	vs N.C. Central 12/05/23
Steals	3	vs Texas Southern 11/16/23
Blocks	2	vs N.C. Central 12/05/23
FG Made	8	vs N.C. A&T 11/14/23
FG Attempts	10	vs N.C. A&T 11/14/23
3FG Made	1	vs N.C. Central 12/05/23
3FG Attempts	1	vs N.C. Central 12/05/23, vs West Virginia 11/22/23
FT Made	4	vs Tarleton St. 11/06/23
FT Attempts	6	vs Tarleton St. 11/06/23

2023-24 BOND III GAME-BY-GAME

Opponent	Date	GS	MIN	Total		3-Pointers		Free throws		Rebounds				PF	A	TO	BLK	STL	PTS	AVG	
				FG-FGA	PCT	3FG-3FGA	PCT	FT-FTA	PCT	OFF	DEF	TOT	AVG								
Tarleton St.	11/06/2023		16:42	4-5	.800	0-0	.000	4-6	.667	5	4	9	9.0	0	0	0	0	2	12	12.0	
vs Florida	11/10/2023		04:02	1-3	.333	0-0	.000	0-0	.000	1	0	1	5.0	1	0	0	0	0	2	7.0	
N.C. A&T	11/14/2023		18:47	8-10	.800	0-0	.000	0-0	.000	2	1	3	4.3	0	0	1	1	0	16	10.0	
Texas Southern	11/16/2023		20:09	4-7	.571	0-0	.000	0-0	.000	1	2	3	4.0	2	1	0	0	3	8	9.5	
vs Wisconsin	11/20/2023		13:21	0-1	.000	0-0	.000	0-0	.000	0	0	0	3.2	0	0	0	1	0	0	7.6	
vs West Virginia	11/22/2023		21:05	4-8	.500	0-1	.000	0-0	.000	4	3	7	3.8	1	2	1	0	0	8	7.7	
Texas A&M	11/29/2023		07:41	0-2	.000	0-0	.000	0-0	.000	0	0	0	3.3	0	0	0	0	1	0	6.6	
Syracuse	12/02/2023		18:04	2-7	.286	0-0	.000	2-2	1.000	2	4	6	3.6	2	2	2	0	0	6	6.5	
N.C. Central	12/05/2023		21:18	6-8	.750	1-1	1.000	1-2	.500	1	8	9	4.2	3	3	0	2	0	14	7.3	
Northeastern	12/16/2023		13:38	3-4	.750	0-0	.000	0-0	.000	0	1	1	3.9	1	0	0	0	0	6	7.2	
at Memphis	12/19/2023		21:41	3-5	.600	0-0	.000	0-0	.000	1	0	1	3.6	0	0	1	0	0	6	7.1	
Morgan St.	12/27/2023		18:42	4-9	.444	0-0	.000	2-2	1.000	2	5	7	3.9	1	2	0	1	1	10	7.3	
at Notre Dame	12/30/2023		19:17	0-3	.000	0-0	.000	0-0	.000	1	2	3	3.8	0	2	0	0	2	0	6.8	
Louisville	01/03/2024		07:56	0-1	.000	0-0	.000	0-0	.000	3	1	4	3.9	0	2	0	0	1	0	6.3	
at NC State	01/06/2024		03:38	0-3	.000	0-0	.000	0-0	.000	0	0	0	3.6	1	0	0	0	0	0	5.9	
at Wake Forest	01/13/2024		20:52	2-7	.286	0-0	.000	0-2	.000	2	2	4	3.6	2	0	1	0	1	4	5.8	
Virginia Tech	01/17/2024		04:54	0-1	.000	0-0	.000	0-0	.000	0	1	1	3.5	0	0	0	0	0	0	5.4	
at Georgia Tech	01/20/2024		09:27	0-1	.000	0-0	.000	0-0	.000	0	0	0	3.3	2	1	0	0	0	0	5.1	
NC State	01/24/2024		03:19	0-1	.000	0-0	.000	0-0	.000	0	2	2	3.2	0	0	2	0	0	0	4.8	
at Louisville	01/27/2024		13:20	2-4	.500	0-0	.000	0-0	.000	2	1	3	3.2	1	0	0	0	2	4	4.8	
Miami (FL)	02/05/2024		03:40	0-1	.000	0-0	.000	0-0	.000	0	2	2	3.1	1	0	0	0	0	0	4.6	
at Virginia Tech	02/19/2024		09:46	1-4	.250	0-0	.000	0-0	.000	1	1	2	3.1	2	0	1	0	0	2	4.5	
Totals			0	291:19	44-95	.463	1-2	.500	9-14	.643	28	40	68	3.1	20	15	9	5	13	98	4.5



2023-24 Virginia Men's Basketball Combined Team Statistics All games

Game Records

Record	Overall	Home	Away	Neutral
ALL GAMES	20-8	14-2	4-5	2-1
CONFERENCE	11-6	7-2	4-4	0-0
NON-CONFERENCE	9-2	7-0	0-1	2-1

Score by Periods

Team	1st	2nd	OT	TOT
Virginia	860	903	12	1775
Opponents	704	925	6	1635

Team Box Score

No.	Player				Total		3-Point		F-Throw		Rebounds											
		GP-GS	MIN	AVG	FG-FGA	FG%	3FG-3FGA	3FG%	FT-FTA	FT%	OFF	DEF	TOT	AVG	PF	DQ	A	TO	BLK	STL	PTS	AVG
2	BEEKMAN, Reece	28-28	891:01	31.8	146-327	.446	25-81	.309	69-92	.750	9	84	93	3.3	39	0	162	57	14	60	386	13.8
11	MCKNEELY, Isaac	27-27	858:52	31.8	113-268	.422	64-142	.451	39-44	.886	4	77	81	3.0	42	0	44	30	5	16	329	12.2
13	DUNN, Ryan	28-28	762:09	27.2	96-170	.565	6-28	.214	37-69	.536	61	131	192	6.9	54	1	23	21	66	38	235	8.4
34	GROVES, Jacob	28-11	536:47	19.2	74-152	.487	38-78	.487	16-22	.727	18	52	70	2.5	59	0	19	10	6	15	202	7.2
4	ROHDE, Andrew	28-27	728:26	26.0	48-159	.302	25-91	.275	6-14	.429	1	51	52	1.9	23	0	81	32	2	15	127	4.5
35	BOND III, Leon	22-0	291:19	13.2	44-95	.463	1-2	.500	9-14	.643	28	40	68	3.1	20	0	15	9	5	13	98	4.5
22	MINOR, Jordan	26-13	357:01	13.7	46-93	.495	0-0	.000	23-40	.575	38	42	80	3.1	47	1	6	13	8	9	115	4.4
12	GERTRUDE, Elijah	14-0	144:13	10.3	20-55	.364	1-15	.067	11-18	.611	2	16	18	1.3	16	0	6	10	7	11	52	3.7
0	BUCHANAN, Blake	28-5	425:33	15.2	40-96	.417	0-0	.000	22-42	.524	39	54	93	3.3	49	2	11	15	24	13	102	3.6
10	MURRAY, Taine	27-0	328:24	12.2	26-51	.510	12-26	.462	11-18	.611	4	30	34	1.3	18	0	23	7	4	5	75	2.8
1	HARRIS, Dante	18-1	270:33	15.0	18-64	.281	2-15	.133	8-16	.500	4	34	38	2.1	22	0	32	14	5	14	46	2.6
42	WALKER, Bryce	6-0	14:04	2.3	1-3	.333	1-2	.500	1-2	.500	0	1	1	0.2	0	0	1	0	0	0	4	0.7
24	HOW, Tristan	8-0	16:37	2.1	2-5	.400	0-1	.000	0-1	.000	1	0	1	0.1	1	0	1	0	0	0	4	0.5
Team											34	57	91				14					
Total		28	5625		674-1538	.438	175-481	.364	252-392	.643	243	669	912	32.6	390	4	424	232	146	209	1775	63.4
Opponents		28	5625		579-1463	.396	186-593	.314	289-392	.737	263	693	956	34.1	370	6	305	354	85	142	1635	58.4

Team Statistics

	UVA	OPP
Scoring	1775	1635
Points per game	63.4	58.4
Scoring margin	+5.0	-
Field goals-att	674-1538	579-1463
Field goal pct	.438	.396
3 point fg-att	175-481	186-593
3-point FG pct	.364	.314
3-pt FG made per game	6.3	6.6
Free throws-att	252-392	289-392
Free throw pct	.643	.737
F-Throws made per game	9.0	10.3
Rebounds	912	956
Rebounds per game	32.6	34.1
Rebounding margin	-1.6	-
Assists	424	305
Assists per game	15.1	10.9
Turnovers	232	354
Turnovers per game	8.3	12.6
Turnover margin	+4.4	-
Assist/turnover ratio	1.8	0.9
Steals	209	142
Steals per game	7.5	5.1
Blocks	146	85
Blocks per game	5.2	3.0
Winning streak	0	-
Home win streak	0	-
Attendance	223995	90225
Home games-Avg/Game	16-14000	9-10025
Neutral site-Avg/Game	-	3-4594

Team Results

Date	Opponent		Score	Att.
11/06/2023	Tarleton St.	W	80-50	14080
11/10/2023	vs Florida	W	73-70	6783
11/14/2023	N.C. A&T	W	80-51	12905
11/16/2023	Texas Southern	W	62-33	13099
11/20/2023	vs Wisconsin	L	41-65	3500
11/22/2023	vs West Virginia	W	56-54	3500
11/29/2023	Texas A&M	W	59-47	14061
12/02/2023	Syracuse	W	84-62	14637
12/05/2023	N.C. Central	W	77-47	13459
12/16/2023	Northeastern	W	56-54	13676
12/19/2023	at Memphis	L	54-77	13554
12/27/2023	Morgan St.	W	79-44	14637
12/30/2023	at Notre Dame	L	54-76	7784
01/03/2024	Louisville	W	77-53	13703
01/06/2024	at NC State	L	60-76	14821
01/13/2024	at Wake Forest	L	47-66	9855
01/17/2024	Virginia Tech	W	65-57	14547
01/20/2024	at Georgia Tech	W	75-66	6380
01/24/2024	NC State	Wot	59-53	13947
01/27/2024	at Louisville	W	69-52	11381
01/31/2024	Notre Dame	W	65-53	13947
02/03/2024	at Clemson	W	66-65	9000
02/05/2024	Miami (FL)	W	60-38	14165
02/10/2024	at Florida St.	W	80-76	8525
02/13/2024	Pittsburgh	L	63-74	13858
02/17/2024	Wake Forest	W	49-47	14637
02/19/2024	at Virginia Tech	L	41-75	8925
02/24/2024	North Carolina	L	44-54	14637



2023-24 Virginia Men's Basketball Combined Team Statistics In Conference games

Game Records

Record	Overall	Home	Away	Neutral
ALL GAMES	11-6	7-2	4-4	0-0
CONFERENCE	11-6	7-2	4-4	0-0
NON-CONFERENCE	0-0	0-0	0-0	0-0

Score by Periods

Team	1st	2nd	OT	TOT
Virginia	492	554	12	1058
Opponents	439	598	6	1043

Team Box Score

No.	Player				Total		3-Point		F-Throw		Rebounds											
		GP-GS	MIN	AVG	FG-FGA	FG%	3FG-3FGA	3FG%	FT-FTA	FT%	OFF	DEF	TOT	AVG	PF	DQ	A	TO	BLK	STL	PTS	AVG
2	BEEKMAN, Reece	17-17	561:07	33.0	90-209	.431	16-49	.327	48-64	.750	5	48	53	3.1	27	0	102	39	5	32	244	14.4
11	MCKNEELY, Isaac	17-17	560:00	32.9	80-181	.442	41-90	.456	27-30	.900	3	51	54	3.2	30	0	27	17	2	9	228	13.4
13	DUNN, Ryan	17-17	470:43	27.7	59-94	.628	2-9	.222	11-27	.407	35	79	114	6.7	34	1	14	13	40	13	131	7.7
34	GROVES, Jacob	17-4	319:53	18.8	40-88	.455	23-45	.511	7-11	.636	12	34	46	2.7	34	0	9	7	4	7	110	6.5
22	MINOR, Jordan	17-13	290:03	17.1	38-75	.507	0-0	.000	21-37	.568	29	34	63	3.7	37	1	2	8	7	8	97	5.7
4	ROHDE, Andrew	17-16	413:09	24.3	24-87	.276	14-52	.269	3-5	.600	0	22	22	1.3	15	0	43	18	1	8	65	3.8
0	BUCHANAN, Blake	17-1	250:25	14.7	27-63	.429	0-0	.000	4-9	.444	20	34	54	3.2	28	1	4	5	13	6	58	3.4
10	MURRAY, Taine	17-0	203:12	12.0	20-34	.588	9-15	.600	7-12	.583	4	18	22	1.3	9	0	15	2	3	4	56	3.3
12	GERTRUDE, Elijah	9-0	80:49	9.0	9-32	.281	0-8	.000	8-12	.667	1	9	10	1.1	6	0	4	7	3	7	26	2.9
1	HARRIS, Dante	12-0	153:37	12.8	12-44	.273	0-10	.000	1-4	.250	3	20	23	1.9	12	0	24	7	3	8	25	2.1
35	BOND III, Leon	11-0	114:13	10.4	7-33	.212	0-0	.000	2-4	.500	11	16	27	2.5	11	0	7	6	0	6	16	1.5
24	HOW, Tristan	3-0	04:24	1.5	1-1	1.000	0-0	.000	0-1	.000	1	0	1	0.3	0	0	0	0	0	0	2	0.7
42	WALKER, Bryce	2-0	03:24	1.7	0-0	.000	0-0	.000	0-0	.000	0	0	0	0.0	0	0	1	0	0	0	0	0.0
Team											23	36	59					10				
Total		17	3425		407-941	.433	105-278	.378	139-216	.644	147	401	548	32.2	243	3	252	139	81	108	1058	62.2
Opponents		17	3425		367-880	.417	123-371	.332	186-244	.762	136	427	563	33.1	209	3	188	193	60	79	1043	61.4

Team Statistics

	UVA	OPP
Scoring	1058	1043
Points per game	62.2	61.4
Scoring margin	+0.9	-
Field goals-att	407-941	367-880
Field goal pct	.433	.417
3 point fg-att	105-278	123-371
3-point FG pct	.378	.332
3-pt FG made per game	6.2	7.2
Free throws-att	139-216	186-244
Free throw pct	.644	.762
F-Throws made per game	8.2	10.9
Rebounds	548	563
Rebounds per game	32.2	33.1
Rebounding margin	-0.9	-
Assists	252	188
Assists per game	14.8	11.1
Turnovers	139	193
Turnovers per game	8.2	11.4
Turnover margin	+3.2	-
Assist/turnover ratio	1.8	1.0
Steals	108	79
Steals per game	6.4	4.6
Blocks	81	60
Blocks per game	4.8	3.5
Winning streak	0	-
Home win streak	0	-
Attendance	128078	76671
Home games-Avg/Game	9-14231	8-9584
Neutral site-Avg/Game	-	0-0

Team Results

Date	Opponent		Score	Att.
12/02/2023	Syracuse	W	84-62	14637
12/30/2023	at Notre Dame	L	54-76	7784
01/03/2024	Louisville	W	77-53	13703
01/06/2024	at NC State	L	60-76	14821
01/13/2024	at Wake Forest	L	47-66	9855
01/17/2024	Virginia Tech	W	65-57	14547
01/20/2024	at Georgia Tech	W	75-66	6380
01/24/2024	NC State	Wot	59-53	13947
01/27/2024	at Louisville	W	69-52	11381
01/31/2024	Notre Dame	W	65-53	13947
02/03/2024	at Clemson	W	66-65	9000
02/05/2024	Miami (FL)	W	60-38	14165
02/10/2024	at Florida St.	W	80-76	8525
02/13/2024	Pittsburgh	L	63-74	13858
02/17/2024	Wake Forest	W	49-47	14637
02/19/2024	at Virginia Tech	L	41-75	8925
02/24/2024	North Carolina	L	44-54	14637



**2023-24 Virginia Men's Basketball
Team Game-by-Game
All games**

Opponent	Date	Score	W	Total		3-Pointers		Free throws		Rebounds				PF	A	TO	BLK	STL	PTS	AVG
				FG-FGA	PCT	3FG-3FGA	PCT	FT-FTA	PCT	OFF	DEF	TOT	AVG							
Tarleton St.	11/06/2023	80-50	W	23-47	.489	10-22	.455	24-39	.615	10	30	40	40.0	19	15	8	5	9	80	80.0
vs Florida	11/10/2023	73-70	W	26-58	.448	7-18	.389	14-24	.583	9	21	30	35.0	14	15	6	2	15	73	76.5
N.C. A&T	11/14/2023	80-51	W	31-57	.544	6-13	.462	12-16	.750	11	31	42	37.3	11	22	8	10	7	80	77.7
Texas Southern	11/16/2023	62-33	W	21-48	.438	5-16	.313	15-21	.714	10	24	34	36.5	15	13	11	10	13	62	73.8
vs Wisconsin	11/20/2023	41-65	L	15-46	.326	4-14	.286	7-7	1.000	3	18	21	33.4	10	10	8	8	5	41	67.2
vs West Virginia	11/22/2023	56-54	W	21-52	.404	4-18	.222	10-16	.625	6	22	28	32.5	15	10	9	3	8	56	65.3
Texas A&M	11/29/2023	59-47	W	22-53	.415	9-25	.360	6-6	1.000	7	23	30	32.1	11	14	10	8	8	59	64.4
Syracuse	12/02/2023	84-62	W	30-55	.545	12-21	.571	12-15	.800	8	25	33	32.3	13	21	10	4	8	84	66.9
N.C. Central	12/05/2023	77-47	W	32-59	.542	9-21	.429	4-8	.500	6	34	40	33.1	17	24	5	6	7	77	68.0
Northeastern	12/16/2023	56-54	W	22-53	.415	2-14	.143	10-18	.556	6	22	28	32.6	10	13	5	4	8	56	66.8
at Memphis	12/19/2023	54-77	L	22-56	.393	4-19	.211	6-10	.600	11	21	32	32.5	16	14	18	2	8	54	65.6
Morgan St.	12/27/2023	79-44	W	32-68	.471	10-23	.435	5-11	.455	17	22	39	33.1	9	22	5	7	13	79	66.8
at Notre Dame	12/30/2023	54-76	L	21-55	.382	2-11	.182	10-18	.556	10	17	27	32.6	14	10	11	1	8	54	65.8
Louisville	01/03/2024	77-53	W	30-58	.517	10-26	.385	7-10	.700	9	25	34	32.7	15	20	3	4	6	77	66.6
at NC State	01/06/2024	60-76	L	23-53	.434	5-15	.333	9-13	.692	5	26	31	32.6	11	14	8	2	6	60	66.1
at Wake Forest	01/13/2024	47-66	L	16-57	.281	4-12	.333	11-15	.733	7	20	27	32.3	15	9	7	3	7	47	64.9
Virginia Tech	01/17/2024	65-57	W	25-54	.463	4-14	.286	11-16	.688	5	28	33	32.3	11	18	7	2	10	65	64.9
at Georgia Tech	01/20/2024	75-66	W	29-58	.500	11-23	.478	6-11	.545	9	20	29	32.1	14	19	9	3	4	75	65.5
NC State	01/24/2024	59-53	Wot	24-65	.369	4-17	.235	7-13	.538	20	34	54	33.3	8	13	15	9	4	59	65.2
at Louisville	01/27/2024	69-52	W	27-54	.500	8-17	.471	7-10	.700	5	23	28	33.0	22	18	11	5	14	69	65.4
Notre Dame	01/31/2024	65-53	W	24-53	.453	13-25	.520	4-6	.667	10	15	25	32.6	9	21	10	6	8	65	65.3
at Clemson	02/03/2024	66-65	W	26-59	.441	5-15	.333	9-13	.692	15	23	38	32.9	17	9	6	4	3	66	65.4
Miami (FL)	02/05/2024	60-38	W	26-54	.481	5-11	.455	3-6	.500	4	30	34	32.9	13	20	3	8	7	60	65.1
at Florida St.	02/10/2024	80-76	W	26-52	.500	10-18	.556	18-24	.750	9	18	27	32.7	23	18	8	1	5	80	65.8
Pittsburgh	02/13/2024	63-74	L	25-50	.500	4-14	.286	9-13	.692	3	22	25	32.4	14	19	5	6	4	63	65.6
Wake Forest	02/17/2024	49-47	W	22-54	.407	4-13	.308	1-11	.091	10	26	36	32.5	11	11	8	13	5	49	65.0
at Virginia Tech	02/19/2024	41-75	L	17-52	.327	2-12	.167	5-7	.714	7	21	28	32.3	16	7	12	3	4	41	64.1
North Carolina	02/24/2024	44-54	L	16-58	.276	2-14	.143	10-15	.667	11	28	39	32.6	17	5	6	7	5	44	63.4
Total		1775		674-1538	.438	175-481	.364	252-392	.643	243	669	912	32.6	390	424	232	146	209	1775	63.4
Opponents		1635		579-1463	.396	186-593	.314	289-392	.737	263	693	956	34.1	370	305	354	85	142	1635	58.4

Virginia Averages

Games Played	Points/game	FG Pct	3FG Pct	FT Pct	Rebounds/game	Assists/game	Turnovers/game	Assist/Turnover ratio	Steals/game	Blocks/game
28	63.4	43.8	36.4	64.3	32.6	15.1	8.3	1.8	7.5	5.2



**2023-24 Virginia Men's Basketball
Opponents Game-by-Game
All games**

Opponent	Date	Score	W	Total		3-Pointers		Free throws		Rebounds										
				FG-FGA	PCT	3FG-3FGA	PCT	FT-FTA	PCT	OFF	DEF	TOT	AVG	PF	A	TO	BLK	STL	PTS	AVG
Tarleton St.	11/06/2023	80-50	W	16-48	.333	3-13	.231	15-21	.714	7	20	27	27.0	28	8	16	3	6	50	50.0
vs Florida	11/10/2023	73-70	W	26-65	.400	7-25	.280	11-15	.733	21	26	47	37.0	19	16	16	4	4	70	60.0
N.C. A&T	11/14/2023	80-51	W	17-53	.321	8-31	.258	9-12	.750	6	18	24	32.7	13	11	11	2	4	51	57.0
Texas Southern	11/16/2023	62-33	W	12-46	.261	3-16	.188	6-11	.545	13	21	34	33.0	17	5	20	3	8	33	51.0
vs Wisconsin	11/20/2023	41-65	L	25-62	.403	8-18	.444	7-8	.875	20	28	48	36.0	7	15	9	1	4	65	53.8
vs West Virginia	11/22/2023	56-54	W	19-51	.373	7-21	.333	9-13	.692	12	29	41	36.8	13	12	16	2	3	54	53.8
Texas A&M	11/29/2023	59-47	W	17-56	.304	4-23	.174	9-12	.750	18	24	42	37.6	12	7	16	1	7	47	52.9
Syracuse	12/02/2023	84-62	W	22-54	.407	5-20	.250	13-19	.684	10	17	27	36.3	14	10	14	2	6	62	54.0
N.C. Central	12/05/2023	77-47	W	15-51	.294	3-17	.176	14-21	.667	7	23	30	35.6	11	8	9	3	5	47	53.2
Northeastern	12/16/2023	56-54	W	24-51	.471	6-23	.261	0-3	.000	7	28	35	35.5	17	18	17	2	3	54	53.3
at Memphis	12/19/2023	54-77	L	26-56	.464	9-23	.391	14-17	.824	6	26	32	35.2	14	12	12	2	15	77	55.5
Morgan St.	12/27/2023	79-44	W	15-44	.341	5-12	.417	9-15	.600	10	23	33	35.0	10	5	19	2	4	44	54.5
at Notre Dame	12/30/2023	54-76	L	26-51	.510	11-23	.478	13-17	.765	10	30	40	35.4	14	14	14	1	8	76	56.2
Louisville	01/03/2024	77-53	W	19-47	.404	6-25	.240	9-13	.692	5	22	27	34.8	11	10	8	2	2	53	55.9
at NC State	01/06/2024	60-76	L	28-57	.491	10-28	.357	10-12	.833	5	27	32	34.6	9	14	6	2	6	76	57.3
at Wake Forest	01/13/2024	47-66	L	25-50	.500	10-21	.476	6-7	.857	5	35	40	34.9	15	13	17	8	4	66	57.8
Virginia Tech	01/17/2024	65-57	W	21-54	.389	11-30	.367	4-4	1.000	4	28	32	34.8	14	14	15	1	3	57	57.8
at Georgia Tech	01/20/2024	75-66	W	23-51	.451	9-27	.333	11-15	.733	8	21	29	34.4	13	12	13	2	4	66	58.2
NC State	01/24/2024	59-53	Wot	22-63	.349	4-14	.286	5-6	.833	7	25	32	34.3	16	7	9	7	10	53	57.9
at Louisville	01/27/2024	69-52	W	15-42	.357	3-11	.273	19-24	.792	8	23	31	34.2	14	5	18	2	5	52	57.7
Notre Dame	01/31/2024	65-53	W	20-43	.465	9-18	.500	4-6	.667	8	20	28	33.9	6	10	18	0	8	53	57.4
at Clemson	02/03/2024	66-65	W	20-56	.357	7-20	.350	18-21	.857	13	20	33	33.8	11	9	4	2	3	65	57.8
Miami (FL)	02/05/2024	60-38	W	14-49	.286	2-20	.100	8-15	.533	9	26	35	33.9	6	9	11	4	3	38	56.9
at Florida St.	02/10/2024	80-76	W	24-47	.511	2-16	.125	26-33	.788	9	20	29	33.7	18	8	9	8	3	76	57.7
Pittsburgh	02/13/2024	63-74	L	26-58	.448	14-32	.438	8-11	.727	11	24	35	33.7	11	14	8	2	5	74	58.4
Wake Forest	02/17/2024	49-47	W	19-55	.345	5-21	.238	4-5	.800	10	28	38	33.9	13	11	12	2	3	47	57.9
at Virginia Tech	02/19/2024	41-75	L	27-53	.509	8-23	.348	13-17	.765	5	27	32	33.8	6	17	7	5	4	75	58.6
North Carolina	02/24/2024	44-54	L	16-50	.320	7-22	.318	15-19	.789	9	34	43	34.1	18	11	10	10	2	54	58.4
Total		1635		579-1463	.396	186-593	.314	289-392	.737	263	693	956	34.1	370	305	354	85	142	1635	58.4
Virginia		1775		674-1538	.438	175-481	.364	252-392	.643	243	669	912	32.6	390	424	232	146	209	1775	63.4

Opponents Averages

Games Played	Points/game	FG Pct	3FG Pct	FT Pct	Rebounds/game	Assists/game	Turnovers/game	Assist/Turnover ratio	Steals/game	Blocks/game
28	58.4	39.6	31.4	73.7	34.1	10.9	12.6	0.9	5.1	3.0



2023-24 Virginia Men's Basketball



0 · Blake Buchanan
Fr. · F · 6-11 · 225
Coeur d'Alene, Idaho



1 · Dante Harris
R-Jr. · G · 6-0 · 171
Washington, D.C.




2 · Reece Beekman
Sr. · G · 6-3 · 194
Milwaukee, Wis.




4 · Andrew Rohde
So. · G · 6-6 · 202
Milwaukee, Wis.




5 · Desmond Roberts
Fr. · G · 6-4 · 206
Charlottesville, Va.



10 · Taine Murray
Jr. · G · 6-5 · 208
Auckland, N.Z.




11 · Isaac McKneely
So. · G · 6-4 · 188
Poca, W.Va.



12 · Elijah Gertrude
Fr. · G · 6-4 · 185
Jersey City, N.J.



13 · Ryan Dunn
So. · G · 6-8 · 216
Freeport, N.Y.



21 · Anthony Robinson
Fr. · F · 6-10 · 238
Peachtree City, Ga.



22 · Jordan Minor
Gr. · F · 6-8 · 242
Kingston, Mass.



24 · Tristan How
Sr. · F · 6-7 · 210
Virginia Beach, Va.



34 · Jake Groves
Gr. · F · 6-9 · 211
Spokane, Wash.



30 · Christian Bliss
Fr. · G · 6-4 · 198
Queens, N.Y.



35 · Leon Bond III
R-Fr. · G/F · 6-5 · 203
Wauwatosa, Wis.



42 · Bryce Walker
Jr. · G · 6-2 · 200
Beltsville, Md.



Tony Bennett
Head Coach
15th Season