

VIRGINIA

2023-24 WOMEN'S BASKETBALL GAME NOTES

GAME INFORMATION

Tipoff: Thu, Feb. 29, 2024 · 7 p.m.
Site: Durham, N.C. / Cameron Indoor Stadium
Watch: ACC Network Extra
– Dean Linke (pbp) and Debbie Taylor (analyst)
Radio: 1070-AM/98.9-FM WINA
– Luke Neer
Live Stats: VirginiaSports.com
Twitter: @UVAWomensHoops
Virginia vs. Duke: 35-43
Charlottesville: 20-17
Durham: 14-22 **Neutral:** 1-5
First Meeting: Dec. 5, 1977 · W, 73-55 @Duke
Last Meeting: Jan. 7, 2024 · L, 56-60 @UVA
Winning Streak: 3 games by Duke

2023-24 SCHEDULE/RESULTS

Overall: 14-13 ACC: 6-10
Home: 8-8 **Away:** 5-4 **Neutral:** 1-1

Date	Opponent	TV	Time/Result
Wed, Nov. 8	UMES	ACCNX	W, 76-52
Sun, Nov. 12	Campbell	ACCNX	W, 74-49
Wed, Nov. 15	William & Mary	ACCNX	W, 80-51
Sun, Nov. 19	#25 Oklahoma	ACCN	L, 67-82
Fri, Nov. 24	# vs. Tulane	Flo (\$)	W, 81-59
Sat, Nov. 25	# vs. #7 LSU	Flo (\$)	L, 73-76
Thu, Nov. 30	\$ Missouri	ACCN	W (OT), 87-81
Sun, Dec. 3	at La Salle	ESPN+	W, 94-73
Wed, Dec. 6	Rider	ACCNX	W, 78-51
Sat, Dec. 16	Wofford	ACCNX	L, 70-71
Thu, Dec. 21	Fordham	ACCNX	W, 82-56
Sun, Dec. 31	* #3 NC State	ACCN	L, 61-72
Thu, Jan. 4	* at Georgia Tech	ACCNX	L, 60-63
Sun, Jan. 7	* Duke	The CW	L, 56-60
Thu, Jan. 11	* at #6 NC State	ACCNX	L, 66-93
Sun, Jan. 14	* at #20 North Carolina	ACCN	L, 68-81
Thu, Jan. 18	* #19 Notre Dame	ACCNX	L, 76-86
Sun, Jan. 21	* at #15 Florida State	ACCNX	W, 91-87
Thu, Jan. 25	* Pittsburgh	ACCNX	L, 52-56
Sun, Jan. 28	* #20 North Carolina	The CW	W, 81-66
Thu, Feb. 1	* at #17 Virginia Tech	ACCN	L, 63-76.
Sun, Feb. 4	* Clemson	ACCN	L, 69-75
Thu, Feb. 8	* at Boston College	ACCN	W, 73-66
Sun, Feb. 11	* at Wake Forest	ACCNX	W, 87-79
Sun, Feb. 18	* #19 Syracuse	ACCN	L, 79-85
Thu, Feb. 22	* Miami	ACCNX	W, 77-60
Sun, Feb. 25	* at #20 Louisville	The CW	W, 73-68
Thu, Feb. 29	* at Duke	ACCNX	7 p.m.
Sun, March 3	* Virginia Tech	ACCN	6 p.m.
March 6-10	ACC Tournament	ACCN/ESPN/ESPN2	

Bold – Home games

All times are Eastern

* – ACC regular-season game

– Cayman Islands Classic (George Town, Grand Cayman)

\$ – ACC/SEC Challenge

% – ACC Tournament (Greensboro, N.C.)



VIRGINIA CAVALIERS (14-13, 6-10 ACC)

Head Coach: Amaka Agugua-Hamilton (Hofstra '05, VCU '07)
At UVA: 29-28 (2nd season), Career: 103-43 (5th season)

DUKE BLUE DEVILS (18-9, 10-6 ACC)

Head Coach: Kara Lawson (Tennessee '03)
At Duke: 64-30 (4th season); Career: Same

FOR OPENERS

- Virginia is in search of its fifth win in its last six games, including fourth consecutive on the road.
- UVA has three wins over ranked opponents this season, a first since 2008-09 when the Cavaliers knocked off four ranked teams.
- **Kymora Johnson** is leading the Cavaliers in scoring (17.8) in ACC play and has five 20-point games in UVA's previous eight contests.
- UVA and the Blue Devils square off for the second time this season as Duke edged the Cavaliers, 60-56, at John Paul Jones Arena on Jan. 7.
- The Blue Devils are coming off back-to-back wins over then-No. 17 Syracuse (Feb. 22) and then-No. 6 NC State (Feb. 25).

A WIN FOR THE CAVALIERS WOULD...

- Give Virginia its fifth victory in its last six games.
- Extend the Cavaliers' road win streak to four games, a first in ACC play since the 1999-2000 season.
- Snap a three-game losing skid in the series against the Blue Devils.
- Snap a 17-game losing skid at Cameron Indoor Stadium. UVA's last win in Durham was on Feb. 19, 1997, when the Cavaliers defeated Duke, 86-56.
- Give Virginia its seventh ACC victory of the season, one more than in the previous three seasons combined.

SERIES HISTORY

- Duke leads the all-time series over Virginia, 43-35, which began in 1977.
- The Blue Devils have won the last three meetings, including this year's 60-56 decision at John Paul Jones Arena on Jan. 7. It was UVA's third and Duke's fourth ACC game of the season.

- The Blue Devils won last year's matchup at Cameron Indoor Stadium, 56-52, which snapped UVA's then 12-game win streak, its longest since 1995.
- Virginia won 28 of the first 33 meetings of the series from 1977-95.
- The Cavaliers snapped a 26-game losing skid in the series with a 53-47 victory at JPJ on Feb. 10, 2019.

LAST MEETING BETWEEN THE HOOS & DUKE

- A strong start ultimately allowed Duke to outlast Virginia, 60-56, in the first meeting of the season between the two teams at JPJ on Jan. 7.
- Four early UVA turnovers allowed the Blue Devils to leap out to an early 13-3 lead.
- Duke led for 39:26 of game time.
- Both teams knocked down only two 3-pointers each.
- **Camryn Taylor** led the Hoos with 17 points on 5-of-10 shooting and sunk seven free throws. **Kymora Johnson** also scored in double figures with 14 points, pulled down eight rebounds and added three steals.

LAST TIME OUT

- Virginia captured its third victory of the season over a ranked opponent and its sixth in ACC play after knocking off then-No. 20 Louisville, 73-68 at KFC Yum! Center last Sunday (Feb. 25).
- **Camryn Taylor** (22 pts, 9-14 FG), **Kymora Johnson** (18 pts, 6 reb, 6 ast), **Paris Clark** (12 pts, 8 reb) and **Jillian Brown** (11 pts, 3-5 3FG, 6 reb) all scored in double figures for the Hoos.
- The loss marked Louisville's first at home to an unranked ACC foe since joining the league in 2014.
- The win was UVA's first-ever in Louisville, having entered the game 0-6 all-time.

VIRGINIA'S PREVIOUS STARTING LINEUP

Pos.	No.	Player (Hometown)	Yr.	Ht.	PPG	RPG	APG	NOTES
G	21	Kymora Johnson (Charlottesville, Va.)	Fr.	5-7	15.4	4.6	5.4	McDonald's High School All-American; 2x Virginia Player of the Year
G	1	Paris Clark (Bronx, N.Y.)	So.	5-8	9.7	4.6	1.8	Transfer from Arizona; No. 33 transfer according to espnW
G	23	Alexia Smith (Columbus, Ohio)	Sr.	5-8	3.9	3.9	2.1	Appeared in 29 games in 2022-23, including 13 starts
F	33	Sam Brunelle (Ruckersville, Va.)	Gr.	6-2	6.7	3.3	0.9	Katrina McClain Watch List selection (nation's top PF)
F	20	Camryn Taylor (Peoria, Ill.)	5 th	6-2	14.9	6.3	0.6	2022 Second Team All-ACC; 10 career double-doubles

OTHER KEY CONTRIBUTORS

Pos.	No.	Player (Hometown)	Yr.	Ht.	PPG	RPG	APG	NOTES
G	0	Olivia McGhee (Louisville, Va.)	Fr.	6-2	6.3	2.1	0.4	Played three years for Louisa HS; played senior year at IMG Academy
G	4	Jillian Brown (Grand Rapids, Mich.)	Jr.	5-10	5.6	4.9	1.6	Played two seasons at Northwestern (2021-23)
G	5	Yonta Vaughn (District Heights, Md.)	So.	5-8	5.0	2.4	3.5	Cayman Islands Classic All-Tournament Team
G/F	10	Mir McLean (Baltimore, Md.)	Sr.	5-11	0.0	0.0	0.0	Last year's second-leading scorer before suffering season-ending injury
F	12	Edessa Noyan (Södertälje, Sweden)	Fr.	6-3	3.0	3.0	0.4	Member of Swedish U20 national team; three-level scorer
G	14	Kaydan Lawson (Cleveland, Ohio)	Sr.	6-0	2.3	2.2	0.4	Appeared in 28 games, including 18 starts in 2022-23
G	32	Cady Pauley (Milan Mo.)	So.	5-11	2.9	0.6	0.4	Of her 30 made FGs in 2022-23, 22 of them were 3FGs
F	34	London Clarkson (Pflugerville, Texas)	Gr.	6-2	6.5	4.2	0.7	Appeared in 29 games last year; 19 career 10+ point games
C	41	Taylor Lauterbach (Appleton, Wisc.)	Gr.	6-7	1.0	1.9	0.1	Transfer from Wisconsin; earned undergrad degree in three years



GAME NOTES

WINS OVER RANKED OPPONENTS

- For the first time since the 2008-09 season, the Cavaliers have recorded two wins over ranked opponents (at #15 Florida State, vs. #20 North Carolina and at #20 Louisville).
- Prior to Virginia naming **Amaka Agugua-Hamilton** head coach on March 21, 2022, the Cavaliers had lost 27 consecutive matchups to ranked opponents.
- Entering its matchup against FSU, the Cavaliers were 3-47 in their last 50 games against ranked opponents.

JOHNSON NAMED ACC ROOKIE OF THE WEEK

- For the second time this season, **Kymora Johnson** was named ACC Rookie of the Week for her performances in UVA's wins over Miami (Feb. 22) and then-No. 20 Louisville (Feb. 25), the conference office announced Feb. 26.
- Johnson led all ACC freshmen on the week in scoring after averaging 19.5 points along with 5.0 rebounds, 5.0 assists and 2.5 steals per game.
- In the win over the Cardinals, Johnson's fifth 3-pointer of the game broke a 61-61 tied score with under four minutes remaining, after which UVA led the rest of the way.

OLD SCHOOL BASKETBALL

- For games played through Feb. 27, Virginia is 13th in the nation in rebounds per game (42.70), 38th in defensive rebounds per game (28.3) and 26th in offensive rebounds per game (14.4).
- The Hoos lead the ACC free throw percentage (77.6), good for 21st nationally.
- The Cavaliers are 14-5 this season when either leading or tying their opponents in rebounding.
- UVA has shot at least 80 percent from the charity stripe in 11 games this season.

KYMORA JOHNSON LEADING THE CHARGE

- First-year guard **Kymora Johnson** is one of the nation's top freshmen.
- Among the likes of Caitlin Clark, Georgia Amoore, and Hannah Hidalgo, Johnson is one of six Power-5 guards averaging at least 15.0 points and 5.0 assists per game.
- Johnson is currently leading the Cavaliers in scoring in conference play with an average of 17.8 points per game, good for seventh among all ACC players and second among the league's freshmen.
- Johnson has led the Hoos in scoring in 10 games this season, including when she scored a career-high 35 points in the Hoos' 81-87 road upset over then-No. 15 Florida State (Jan. 21).
- In Virginia's last 10 games, Johnson is averaging 21.0 points, 5.1 rebounds, 5.6 assists and 2.1 steals per game, while shooting 48.4 percent from the field.
- Johnson recorded her first career double-double with 15 points and a season-high 10 assists against No. 19 Syracuse (Feb. 18).
- Both Notre Dame's Hannah Hidalgo (5.5 apg) and Johnson (5.4 apg) lead the nation's freshmen in assists.

CAMRYN TAYLOR: A STEADY PRESENCE FOR THE

HOOS

- 2023 All-ACC selection **Camryn Taylor** has led UVA in scoring in 12 games this season, including six ACC contests.
- She scored a season-high 26 points in UVA's overtime win over Missouri (Nov. 30).
- Her 26 points against the Tigers were just one shy of tying her career high.
- Taylor has scored in double figures 18 times this season and leads the team in double-doubles (4).
- She is currently 13th in the ACC in scoring (14.9 ppg).
- Taylor is currently fourth in the ACC throw percentage (84.0).
- At La Salle (Dec. 3), Taylor went 10-for-10 at the charity stripe without hitting a basket from the field.

HEAT CHECK

- After shooting 19.9 percent from 3-point range in its first four games of the season, the Cavaliers set the program single-game record with 15 made 3-pointers (35 attempts) in UVA's comeback win over Tulane (Nov. 24).
- Six different Cavaliers made a 3-pointer against the Green Wave, including **Sam Brunelle** (4-5 3FG) and **Yonta Vaughn** (4-8 3FG), who led the team with four each.
- UVA's previous record was 14 made 3s (24 attempts) at Rider on Jan. 2, 2008.
- In its 81-66 win over No. 20 North Carolina (Jan. 28), the Cavaliers went 11 for 19 (58 percent) from the 3-point range, its best mark of the season.

COMIN' IN HOT

- With an average of 23.4 points from its bench, Virginia is currently third in the ACC in bench scoring.
- The Cavaliers have tallied at least 25 points from its bench in 11 games this season, most recently against Boston College (26).
- In two of those games, the Cavaliers have scored at least 45 points from their reserves (Tulane - 49; La Salle - 45).
- In UVA's 81-59 comeback win over Tulane (Nov. 24), the Cavaliers scored 49 points off the bench, the most by UVA in a single game since Dec. 18, 2011, when its bench scored 55 points in a 92-43 victory over Radford.
- Additionally, the Hoos' top-3 scorers against the Green Wave in **Yonta Vaughn** (14 pts), **Sam Brunelle** (12 pts) and **Alexa Smith** (10 pts) came off the bench.

HOOS RECEIVE VOTE IN AP TOP 25

- Following its 91-87 road win over then-No. 15 Florida State, Virginia received one vote in the subsequent AP top 25 poll, which was released Jan 22.
- Last year, the Cavaliers cracked the USA Today Coaches Poll at No. 25 after starting the season 12-0 in **Amaka Agugua-Hamilton's** first season as Virginia head coach.

DON'T CALL IT A COMEBACK

- This season, the Cavaliers have successfully mounted two 15-point comebacks, their 81-59 triumph over Tulane (Nov. 24) and 87-81 overtime win over Missouri (Nov. 30).
- Virginia trailed the Tigers 28-13 with 9:30 left in the second quarter.
- Against Tulane, the Hoos trailed 19-5 with 3:01 remaining in the first quarter.
- UVA went on to lead by as many as 24 points [66-42] with 9:45 remaining against the Green Wave.
- Both comebacks are UVA's largest since it set the program record on Feb. 13, 2020, when the Cavaliers overcame a 22-point deficit in the Hoos' 69-64 win over Miami.
- UVA overcame 13-point deficit with 7:51 to play in the second quarter in the Cavaliers' 81-66 victory over No. 20 North Carolina (Jan. 28).
- Most recently, Virginia overcame a 10-point deficit in the first quarter in its 73-66 road win over BC (Feb. 8).

ON THE HORIZON

- The Cavaliers conclude the regular season by hosting No. 5 Virginia Tech (23-4, 14-2 ACC) in a Smithfield Commonwealth Clash.
- Tipoff from John Paul Jones Arena is set for 6 p.m. on ACC Network.
- Virginia will recognize **Sam Brunelle, London Clarkon, Taylor Lauterbach, Kaydan Lawson** and **Camryn Taylor** for Senior Day.

VIRGINIA'S 91-87 ROAD TRIUMPH OVER NO. 15

FLORIDA STATE

- Kymora Johnson** scored 35 points on 14-of-20 shooting, pulled down seven rebounds and dished out six assists to lead the Cavaliers to a 91-87 triumph over then-No. 15 Florida State at Tucker Center on Jan. 21.
- The win marked the Cavaliers' first in league play this season and first true road win over an ACC team since the 2019-20 season.
- UVA's 91 points were the most in regulation against an ACC opponent since Jan. 30, 1998, when the Cavaliers scored 93 against Georgia Tech.
- The last time UVA scored at least 91 points against an ACC foe was in quadruple overtime at NC State on Feb. 10, 2011, when the Hoos scored 103 points.
- The win marked Cavaliers' first in Tallahassee since the 2011-12 season.
- The victory was also UVA's first true road win over a ranked opponent since Feb. 13, 2011, when UVA toppled then-No. 11 Maryland, 60-57, in College Park, Md.
- Including Johnson, five Cavaliers finished with double-digit points.

GAME NOTES

AMAKA AGUGUA-HAMILTON

OVERVIEW

- Amaka "Mox" Agugua-Hamilton was named Virginia's sixth head coach on March 21, 2022.
- Native of Herndon, Va., where she attended Oakton HS.
- Tripled the Cavaliers' win total (15) in 2022-23 from the previous two seasons combined.
- Recruited in the nation's No. 13 signing class of 2023.
- Led UVA to its first top-25 ranking in the USA Today Coaches Poll since 2010.
- Spent three seasons at Missouri State where she led the Lady Bears to back-to-back NCAA Tournament appearances, including a Sweet 16 appearance in 2021.
- Two-time MVC Coach of the Year (2020-21).
- 2020 WBCA Rookie Coach of the Year.
- 2021 WBCA National Coach of the Year finalist.
- Recorded nine wins over Power-5 teams in three seasons at MSU.
- First African-American woman to be named head coach for any sport at MSU.



EDUCATION

College: Hofstra '05, VCU '07

COACHING EXPERIENCE

Year	School (position)
2006-07	VCU (graduate assistant)
2007-09	VCU (assistant coach)
2009-11	Indiana (assistant coach)
2011-13	Old Dominion (assistant coach)
2013-15	Michigan State (assistant coach)
2015-19	Michigan State (associate head coach)
2019-22	Missouri State (head coach)
2022-pres.	Virginia (head coach)

THE AGUGUA-HAMILTON RECORD

Year	School	Record (Conf)	Postseason
2019-20	Missouri State	26-4 (16-2)	N/A (COVID-19)
2020-21	Missouri State	23-3 (16-0)	NCAA Sweet 16
2021-22	Missouri State	25-8 (14-4)	NCAA First Round
2022-23	Virginia	15-15 (4-14)	WNIT invitee
2023-24	Virginia	13-13 (5-10)	
Total	5 seasons	103-43	
Virginia	2 seasons	29-28 (10-24)	

AGUGUA-HAMILTON VS. 2023-24 OPPONENTS

Opponent	Career	UVA
Boston College	2-0	2-0
Campbell	2-0	2-0
Clemson	0-2	0-2
Duke	0-3	0-3
Florida State	2-1	1-1
Fordham	1-0	1-0
Georgia Tech	1-1	1-1
La Salle	1-0	1-0
Louisville	1-1	1-1
LSU	0-2	0-1
Maryland Eastern-Shore	2-0	2-0
Miami (Fla.)	1-1	1-1
Missouri	4-0	1-0
NC State	1-3	1-3
North Carolina	1-3	1-3
Notre Dame	0-2	0-2
Oklahoma	1-1	0-1
Pittsburgh	0-2	0-2
Rider	1-0	1-0
Syracuse	0-2	0-2
Tulane	1-0	1-0
Virginia Tech	1-3	0-3
Wake Forest	2-2	2-1
William & Mary	2-0	2-0
Wofford	0-1	0-1

JOHNSON GARNERS WEEKLY HONORS

- Kymora Johnson** was named ACC Rookie of the Week and U.S. Basketball Writers Association's Tamika Catchings national freshman of the week for her performance against Notre Dame (Jan. 18) and at then-No. 15 Florida State (Jan. 21).
- Johnson averaged 25.5 points, 7.5 rebounds, 6.5 assists and shot 59 percent from the field.
- She scored 35 points in the win over FSU, which tied for sixth all-time in program history.
- Johnson is the first Virginia player to be named ACC Rookie of the Week since Kylie Kornegay-Lucas was recognized on Nov. 25, 2019.
- Johnson is one of just two freshmen in school history to achieve that milestone with the other being Dawn Staley, who had 37 points at Wake Forest on Feb. 2, 1989.
- At the time, she was also one of just five freshmen nationally – and the only ACC freshman – to score 35 points in a game this season.
- Prior to Virginia's matchup in Tallahassee, the last time a Cavalier scored 35 points was on Jan. 21, 2010, when Monica Wright scored 39 points at Boston College

NON-CONFERENCE SUCCESS

- Under head coach **Amaka Agugua-Hamilton**, UVA is 19-3 in non-conference action.
- The Cavaliers won their first 14 non-conference matchups before falling to No. 25 Oklahoma, 82-67, on Nov. 19.

EVERYBODY WANTS SOME

- After finishing fourth in the ACC in attendance (3,489) in 2022-23, UVA set a program record for season tickets sold this offseason after adding 1,000 new season ticket holders this year.
- For games played through Feb. 27, Virginia is currently fifth in the ACC and No. 26 in the nation in attendance (4,367/gm).
- Virginia hosted a season-high 6,619 spectators in its most recent home game against Syracuse (Feb. 18), which also marked its fourth-highest paid attendance women's basketball game since JPJ in opened in 2006.

CULTURE WINS

- Since becoming UVA's sixth head coach in the spring of 2022, one of **Amaka "Mox" Agugua-Hamilton's** biggest points of emphasis has been establishing a strong culture now and for years to come.
- A few of Virginia's team mantras include: Grind Now, Shine Later (#GNSL), Culture Wins, Give, and Family.
- Coach Mox has defined her mantra "Grind Now, Shine Later" as 'progress is a process'. When you focus on the work that's in front of you, the results and recognition will fall into place.

UVA'S RECORD UNDER AGUGUA-HAMILTON WHEN...

Category	All	2023-24
Leading at the half	20-4	10-3
Trailing at the half	8-22	4-9
Tied at the half	0-2	0-1
Playing in overtime	1-0	1-0
Playing a non-conference opponent	19-4	8-3
Playing an ACC opponent	10-25	6-10
Shooting 50% or better	5-0	3-0
Shooting between 40-49.9%	18-9	9-4
Shooting less than 40%	6-19	2-9
Opponents shoot 50% or better	0-6	0-1
Opponents shoot less than 50%	28-23	3-13
UVA outrebounds its opponent	24-10	13-5
Opponent outrebounds UVA	2-18	0-8
Teams are tied in rebounds	3-0	1-0
UVA has 10 or more steals	12-7	4-3
UVA shoots 70% FT or better	19-20	10-9
UVA shoots less than 70% FT	10-9	4-4
Scoring less than 50 points	0-0	0-0
Scoring 50-59 points	0-9	0-2
Scoring 60-69 points	4-13	0-7
Scoring 70-79 points	12-6	6-4
Scoring 80-89 points	10-0	6-0
Scoring more than 90 points	3-0	2-0
Allowing fewer than 50 points	5-0	1-0
Allowing fewer than 40 points	2-0	0-0
Playing in John Paul Jones Arena	19-13	8-8
Playing on the road	9-13	5-4
Playing on a neutral court	1-2	1-1
Game decided by 1-4 points	2-6	1-5
Game decided by 5-10 points	6-8	4-3
Game decided by 11+ points	21-14	9-5
Playing at night	12-14	5-5
Playing in the afternoon	16-14	8-8
Playing in the morning	1-0	1-0
Playing on Monday	1-0	0-0
Playing on Tuesday	0-0	0-0
Playing on Wednesday	7-2	3-0
Playing on Thursday	6-12	4-5
Playing on Friday	1-0	1-0
Playing on Saturday	1-2	0-2
Playing on Sunday	13-12	6-6
Playing in November	14-2	5-2
Playing in December	7-3	3-2
Playing in January	3-13	2-6
Playing in February	5-9	4-3
Playing in March	0-1	0-0

ACC PRESEASON POLL

1. Virginia Tech (45).....	1,116
2. Notre Dame (14).....	1,052
3. North Carolina (1).....	973
4. Louisville (1).....	867
5. Florida State.....	855
6. Miami.....	702
7. Duke.....	686
8. NC State.....	652
9. Syracuse.....	504
10. Virginia.....	438
11. Clemson.....	395
12. Georgia Tech.....	342
13. Boston College.....	226
14. Wake Forest.....	192
15. Pittsburgh.....	120

GAME NOTES

VIRGINIA ALL-TIME VS. 2023-24 OPPONENTS

Opponent	Overall
Boston College	21-6
Campbell	2-1
Clemson	44-35
Duke *	35-43
Florida State	36-22
Fordham	3-0
Georgia Tech	59-19
La Salle	1-0
Louisville	3-11
LSU	0-1
Maryland Eastern-Shore	3-0
Miami (Fla.)	11-12
Missouri	1-0
NC State *	41-43
North Carolina *	35-59
Notre Dame	3-11
Oklahoma	0-1
Pittsburgh	7-7
Rider	6-0
Syracuse	5-11
Tulane	1-3
Virginia Tech *	51-19
Wake Forest	71-10
William & Mary	13-0
Wofford	0-1

* - Two regular-season matchups scheduled in 2023-24

UPCOMING MILESTONES

Wins

150 Wins.....Amaka Agugua-Hamilton, 103

Games Played

125 GP.....Sam Brunelle, 126
Camryn Taylor, 122
Alexia Smith, 108
London Clarkson, 104
100 GP.....Taylor Lauterbach, 94

Total Points

1,500 Points.....Camryn Taylor, 1,512
Sam Brunelle, 1,195
600 Points.....Jillian Brown, 553
London Clarkson, 521
500 Points.....Alexia Smith, 470

Field Goals Made

600 FGM.....Camryn Taylor, 596
500 FGM.....Sam Brunelle, 452

Rebounding

700 Rebounds.....Camryn Taylor, 700
500 Rebounds.....Sam Brunelle, 490
400 Rebounds.....London Clarkson, 340
Alexia Smith, 343
Jillian Brown, 326
Kaydan Lawson, 304

Blocked Shots

100 Blocks.....Sam Brunelle, 96
Camryn Taylor, 78
75 Blocks.....London Clarkson, 55
Taylor Lauterbach, 50

Steals

100 Steals.....Camryn Taylor, 93
Alexia Smith, 82
75 Steals.....Kaydan Lawson, 69
Jillian Brown, 68
London Clarkson, 64

VIRGINIA INKS BREONA HURD TO CLASS OF 2024

- Virginia women's basketball head coach Amaka Agugua-Hamilton announced the signing of **Breona Hurd** (Waynesville, Mo.) to the Cavaliers' 2024 signing class on Wednesday (Nov. 8).
- On Jan. 9, Hurd was named a McDonald's All-American nominee.
- With 37 points in Waynesville's win over Washington on Jan. 26, Hurd became the school's all-time leading scorer (2,065).
- Agugua-Hamilton described Hurd as, "a versatile forward that can shoot, pass, and score in the low post. She is physical, can rebound and start the break."

THE RETURNERS

- This season, Virginia returns eight players from last year's squad, including Second Team All-ACC selection **Camryn Taylor** and 2024 Katrina McClain Watch List (nation's top power forward) selection **Sam Brunelle**.
- Other returners include guards **Kaydan Lawson**, **Alexia Smith**, **Cady Pauley** and **Yonta Vaughn**, and forwards **Mir McLean** and **London Clarkson**.

THE NEWCOMERS

- First years **Kymora Johnson**, **Olivia McGhee** and **Edessa Noyan** make up the nation's No. 13 recruiting class.
- In addition to Brunelle, both Johnson and McGhee are natives of the Charlottesville-area, while Noyan hails from Sweden.
- Johnson was also a two-time Gatorade Virginia Girls Basketball Player of the Year while attending St. Anne's-Belfield.
- In addition to its freshman class, UVA signed three players from the transfer portal this offseason in guards **Paris Clark** (Arizona) and **Jillian Brown** (Northwestern), and 6-7 center **Taylor Lauterbach** (K-State).
- Clark was ranked the nation's No. 33 transfer this offseason according to ESPN.com.

2023-24 OPPONENTS

- This season, UVA faces 10 different opponents that reached the 2023 NCAA Tournament.
- Both Oklahoma and reigning-national champion LSU are the two non-conference opponents that earned tournament berths.
- Eight ACC teams made the NCAA Tournament last season in Duke, Florida State, Louisville, Miami, NC State, North Carolina, Notre Dame and Virginia Tech.
- All four of UVA's ACC travel pod partners (Duke, NCSU, UNC & VT), which the Cavaliers will have to face twice during the regular season, made the big dance last year.

UVA IN THE POLLS

Date	AP	USA/ Coaches
Preseason	-	-
Nov. 13	-	-
Nov. 20	-	-
Nov. 27	-	-
Dec. 4	-	-
Dec. 11	-	-
Dec. 18	-	-
Dec. 25	-	-
Jan. 1	-	-
Jan. 8	-	-
Jan. 15	-	-
Jan. 22	RV	-
Jan. 29	-	-
Feb. 5	-	-
Feb. 12	-	-
Feb. 19	-	-
Feb. 27	-	-

GAME NOTES

A LOOK BACK AT 2022-23

- After going 5-22 in 2021-22, Virginia tripled its win total (15-15) last year under Coach Mox in her first season at UVA.
- The Cavaliers received an invite to the 2023 WNIT, but declined to participate due to a lack of healthy players.
- Last year, Virginia garnered its first national ranking – No. 25 in the USA Today Coaches Poll – since the 2011-12 season.
- The Cavaliers kicked off their 2022-23 campaign by winning their first 12 games, the best start in program history since the 1994-95 season.

BRUNELLE NAMED TO KATRINA McCLAIN WATCH LIST

- For the second consecutive year, UVA forward **Sam Brunelle** was named a Katrina McClain Award Watch List selection, which was announced by the Naismith Memorial Basketball Hall of Fame and the WBCA on Oct. 19.
- The award, which is in its seventh year, recognizes the top power forward in NCAA Division I women's basketball. A national committee of top college basketball personnel determined the watch list of 20 candidates.
- Last season, Brunelle averaged 11.0 points per game, shot 40 percent from 3-point range and 91.2 percent from the free throw line. Brunelle started in 21 games for the Cavaliers in 2022-23 before her season was cut short due to injury.
- She scored in double figures in 14 games, helped the Hoos start 12-0 and achieve the program's first top-25 ranking – in the USA Today Coaches Poll – since 2010. Brunelle joined UVA in 2022 as a graduate transfer from Notre Dame.

WRIGHT INDUCTED INTO VIRGINIA SPORTS HALL OF FAME

- Former Cavalier Monica Wright Rogers was inducted into the Virginia Sports Hall of Fame as part of its class of 2024, the organization announced Nov. 27.
- A native of Woodbridge, Va., Wright Rogers was Virginia's the 2006 Gatorade Virginia Player of the Year and was selected as a WBCA All-American.
- During her four years at Virginia, Wright Rogers set program career records for total points (2,540), scoring average (19.1 ppg), field goals made (962), field goal attempts (2,207) and 25-point games (28), and ranks fourth on the all-time list with 372 steals.
- A three-time All-American, Wright Rogers was named the 2010 ACC Player of the Year, ACC Defensive Player of the Year and WBCA National Defensive Player of the Year. Following her graduation, she played seven seasons in the WNBA, winning two WNBA Championships, and was named to the 2010 All-Rookie Team.

JANKOSKA ENSHRINED IN SAGINAW COUNTY

SPORTS HALL OF FAME

- Virginia assistant coach **Tori Jankoska**, arguably the best Michigan State women's basketball player of all-time, was enshrined in the Saginaw County (Mich.) Sports Hall of Fame on Nov. 5.
- Jankoska was a four-time all-state player for Freeland High School from 2010-13 where she scored a Saginaw County record 2,333 career points, also good for No. 9 all-time in the state of Michigan.
- Her senior year, she was crowned Michigan's Miss Basketball and the state's Gatorade Player of the Year.
- At Michigan State, she set the program's all-time scoring record (2,212).
- Jankoska was selected ninth overall by the Chicago Sky in the 2017 WNBA Draft and later played for the Polish basketball team, Basket Gdynia.
- Prior to her arrival at Virginia in 2022, Jankoska served as assistant coach for three seasons (2019-22) at Missouri State under current UVA head coach **Amaka Agugua-Hamilton**.

JOCELYN WILLOUGHBY IN THE WNBA

- Virginia alumnae Jocelyn Willoughby '20 wrapped up her third playing season in the WNBA with the New York Liberty.
- Willoughby and the Liberty reached the WNBA finals where they fell, 3-1, in the series to the Las Vegas Aces.
- Willoughby led the ACC in scoring as a senior, averaging 19.2 points and 7.7 rebounds per game.
- This year's Virginia team traveled to Brooklyn, N.Y. for game No. 2 of the WNBA finals, which the Liberty won, 87-73, in Barclays Center.
- After the win, the Cavaliers were able to tour the arena with Willoughby.



CAVALIERS SELECTED IN THE WNBA DRAFT

Year	Name	Team	Rd.	Pk.
1997	Wendy Palmer* (Elite Draft)	Utah Starzz	2	1
	Tammi Reiss*	Utah Starzz	1	5
	Tora Suber	Charlotte Sting	1	7
1999	Dawn Staley*	Charlotte Sting	1	9
2000	Lesley Brown (Expansion Draft)	Miami Sol	-	19
	Renee Robinson	Indiana Fever	4	9
2001	Svetlana Volnaya	Detroit Shock	3	6
2003	Telisha Quarles	Phoenix Mercury	3	4
2008	Sharnee Zoll	LA Sparks	3	1
2009	Lyndra Littles	Connecticut Sun	2	4
2010	Monica Wright	Minnesota Lynx	1	2
2020	Jocelyn Willoughby	Phoenix Mercury	1	10

CAVALIERS WHO HAVE PLAYED IN THE WNBA

Heidi Burge (LA Sparks 1997, Washington Mystics 1998)

Jenny Boucek (Cleveland Rockers 1997)

Wendy Palmer (Utah Starzz 1997-99; Detroit Shock 1999-02; Orlando Miracle 2002; Connecticut Sun 2003-04; San Antonio Silver Stars 2005; Seattle Storm 2006-07)

Tammi Reiss (Utah Starzz 1997-98)

Tora Suber (Charlotte Sting 1997-98; Orlando Miracle 1999)

Heather Burge (Sacramento Monarchs 1999)

Dawn Staley (Charlotte Sting 1999-2005; Houston Comets 2005-06)

Lesley Brown (Miami Sol, 2000)

DeMya Walker (Portland Fire 2000-02; Sacramento Monarchs 2003-09; Connecticut Sun 2010-11; Washington Mystics 2011; New York Liberty 2012-13)

Sharneé Zoll (Minnesota Lynx 2008, Chicago Sky 2013)

Monica Wright (Minnesota Lynx 2010-15; Seattle Storm 2015-16)

Jocelyn Willoughby (New York Liberty 2020-pres.)

WNBA CHAMPIONS

DeMya Walker (Sacramento Monarchs, 2005)

Monica Wright (Minnesota Lynx, 2011 & 2013)

2023-24 VIRGINIA ROSTER

NUMERICAL

No.	Name	Pos.	Yr.	Ht.	Hometown	High School/Previous School
0	Olivia McGhee	G	Fr.	6-2	Louisa, Va.	IMG Academy
1	Paris Clark	G	So.	5-8	Bronx, N.Y.	Long Island Lutheran/Arizona
4	Jillian Brown	G	Jr.	5-10	Grand Rapids, Mich.	East Grand Rapids/Northwestern
5	Yonta Vaughn	G	So.	5-8	District Heights, Md.	Bishop McNamara
10	Mir McLean	G/F	Sr.	5-11	Baltimore, Md.	Roland Park Country School/UConn
12	Edessa Noyan	F	Fr.	6-3	Södertälje, Sweden	Täljegymnasiet
14	Kaydan Lawson	G	Sr.	6-0	Cleveland, Ohio	Orange
20	Camryn Taylor	F	5th	6-2	Peoria, Ill.	Richwoods/Marquette
21	Kymora Johnson	G	Fr.	5-7	Charlottesville, Va.	St. Anne's-Belfield School
23	Alexia Smith	G	Sr.	5-8	Columbus, Ohio	Columbus Africentric Early College/Minnesota
32	Cady Pauley	G	So.	5-11	Milan, Mo.	Milan
33	Sam Brunelle	F	Gr.	6-2	Ruckersville, Va.	William Monroe/Notre Dame
34	London Clarkson	F	Gr.	6-2	Pflugerville, Texas	Pflugerville/Florida State
41	Taylor Lauterbach	C	Gr.	6-7	Appleton, Wisc.	Appleton West/K-State

ALPHABETICAL

No.	Name	Pos.	Yr.	Ht.	Hometown	High School/Previous School
4	Jillian Brown	G	Jr.	5-10	Grand Rapids, Mich.	East Grand Rapids/Northwestern
33	Sam Brunelle	F	Gr.	6-2	Ruckersville, Va.	William Monroe/Notre Dame
1	Paris Clark	G	So.	5-8	Bronx, N.Y.	Long Island Lutheran/Arizona
34	London Clarkson	F	Gr.	6-2	Pflugerville, Texas	Pflugerville/Florida State
21	Kymora Johnson	G	Fr.	5-7	Charlottesville, Va.	St. Anne's-Belfield School
41	Taylor Lauterbach	C	Gr.	6-7	Appleton, Wisc.	Appleton West/K-State
14	Kaydan Lawson	G	Sr.	6-0	Cleveland, Ohio	Orange
0	Olivia McGhee	G	Fr.	6-2	Louisa, Va.	IMG Academy
10	Mir McLean	G/F	Sr.	5-11	Baltimore, Md.	Roland Park Country School/UConn
12	Edessa Noyan	F	Fr.	6-3	Södertälje, Sweden	Täljegymnasiet
32	Cady Pauley	G	So.	5-11	Milan, Mo.	Milan
23	Alexia Smith	G	Sr.	5-8	Columbus, Ohio	Columbus Africentric Early College/Minnesota
20	Camryn Taylor	F	5th	6-2	Peoria, Ill.	Richwoods/Marquette
5	Yonta Vaughn	G	So.	5-8	District Heights, Md.	Bishop McNamara

Head Coach: Amaka Agugua-Hamilton (Hofstra '05), 2nd year

Assistant Coach: CJ Jones (Francis Marion '10), 2nd year

Assistant Coach: Tori Jankoska (Michigan State '16), 2nd year

Assistant Coach: Alysiah Bond (Ohio State '95), 2nd year

Assistant Coach: Janko Popovic (LeMoyne-Owen, '14), 2nd year

Director of Basketball Operations: Jazmin Horne (Saint Joseph's '17, Temple '22), 2nd season

Director of Scouting and Player Development: Abby Emmert (Missouri State '21, '22), 2nd season

Director of Recruiting Operations: Mariah White (Missouri State '22), 2nd season

Athletic Trainer: Lydia Johnson (Charleston Southern, '12), 2nd season

Strength & Conditioning Coach: Justin Westbrook (Virginia '22, '23), 1st season

Pronunciation Guide

5.	Yonta Vaughn	Yahn-tah
10.	Mir McLean	Rhymes with dear
12.	Edessa Noyan	Eh-dess-uh
21.	Kymora Johnson	Kuh-more-uh
23.	Alexia Smith	Uh-lex-ee-uh
41.	Taylor Lauterbach	Law-tuhr-bahk
	Amaka Agugua-Hamilton	Uh-mah-kuh Uh-goo-gwah
	Alysiah Bon	Uh-lie-shuh
	Tori Jankoska	Jan-kahs-kuh
	Janko Popovic	Yahn-koh Pop-oh-vich

UVA BIRTHDAYS

February 1	Alexia Smith
February 9	Yonta Vaughn
February 18	Olivia McGhee
March 15	Camryn Taylor
March 19	Sam Brunelle
May 2	Edessa Noyan
May 15	Cady Pauley
June 7	Taylor Lauterbach
July 25	Kymora Johnson
August 13	Jillian Brown
September 5	Mir McLean
September 12	Paris Clark
October 17	London Clarkson
December 14	Kaydan Lawson

VIRGINIA'S RECORD WHEN...

VIRGINIA'S RECORD IN 2023-24 WHEN...

Games decided by 10 points or less	5-7
Games decided by 11 points or more	9-5
Leading at halftime	10-3
Trailing at halftime	4-9
Tied at halftime	0-1
In overtime games	1-0
Leading by 10 or more points	10-1
Shot FG 50% or better	3-0
Shot FG 40-49.9%	8-5
Shot FG less than 40%	2-8
Holding opponent under 60 points	6-1
Scoring 30-39 points	0-0
Scoring 40-49 points	0-0
Scoring 50-59 points	0-2
Scoring 60-69 points	0-7
Scoring 70-79 points	6-3
Scoring 80-89 points	6-0
Scoring 90-100 points	2-0
Scoring over 100 points	0-0
Outrebounding opponent	13-5
Being outrebounded	0-8
Tied in rebounding	1-0
Had fewer turnovers than opponent	9-4
Tied in turnovers	0-3
Committed fewer than 15 turnovers	7-6
Wearing white uniforms	9-8
Wearing blue uniforms	3-3
Wearing orange uniforms	2-2

VIRGINIA MARGINS OF VICTORY IN 2023-24

1-3 points	0
4-9 points	5
10-19 points	2
20-29 points	7
30-39 points	0
40-49 points	0

VIRGINIA MARGINS OF DEFEAT IN 2023-24

1-3 points	3
4-9 points	4
10-19 points	5
20-29 points	1
30-39 points	0
40-49 points	0

LARGEST LEADS & BEST SCORING RUNS IN 2023-24

Largest winning margin	29 (80-51) vs. William & Mary, 11/15/23
Largest losing margin	27 (66-93) at #6 NC State, 1/11/24
Largest lead	38 (3rd 4:54) vs. Fordham, 12/21/23
Largest deficit	34 (3rd 1:16) at #6 NC State, 1/11/24
Largest deficit in a win	15 (1st 3:01) vs. Tulane, 11/24/23
	15 (2nd 9:30) vs. Missouri, 11/30/23
Largest lead in a loss	11 (2nd 2:04) vs. Wofford, 12/16/23
Largest halftime lead	25 (50-25) vs. Fordham, 12/21/23
Largest halftime deficit	23 (34-57) at #6 NC State, 1/11/24
Largest halftime deficit in a win	8 (28-36) vs. Missouri, 11/30/23
Best scoring run	21 (4th 3:01) vs. Campbell, 11/12/23
Opponent's best scoring run	13 (3rd 6:17) vs. Pittsburgh, 1/25/24

SCORING BENCHMARKS

GAMES WITH 20 OR MORE POINTS IN 2023-24

	Career	2023-24
#20 Camryn Taylor, F	16*	4
#33 Sam Brunelle, F	8#	0
#21 Kymora Johnson, G	7	7
#10 Mir McLean, G/F	3	0
#34 London Clarkson, G	1	0
#0 Olivia McGhee, G	1	1

* - includes four 20-point games in two seasons at Marquette (2019-21)

- includes seven 20-point games in three seasons at Notre Dame (2019-22)

GAMES WITH 10 OR MORE POINTS

	Career	2023-24
#20 Camryn Taylor, F	79*	19
#33 Sam Brunelle, F	63*	9
#34 London Clarkson, F	23*	8
#4 Jillian Brown, G	22*	7
#10 Mir McLean, G/F	20*	0
#21 Kymora Johnson, G	20	20
#1 Paris Clark, G	15*	12
#14 Kaydan Lawson, F	12	0
#23 Alexia Smith, G	12	5
#0 Olivia McGhee, G/F	9	9
#5 Yonta Vaughn, G	4	3
#32 Cady Pauley, G	3	0
#12 Edessa Noyan, F	1	1
#41 Taylor Lauterbach, C	1*	0

* - includes 10-point games at previous school

GAMES WITH 10 OR MORE REBOUNDS

	Career	2023-24
#10 Mir McLean, G/F	6	0
#20 Camryn Taylor, F	6	4
#14 Kaydan Lawson, F	1	0
#34 London Clarkson, F	1	0
#4 Jillian Brown, G	2	2
#41 Taylor Lauterbach, C	2*	0
#23 Alexia Smith, G	1	1
#1 Paris Clark, G	1	1

* - includes two 10-rebound games in three seasons at K-State

DOUBLE DOUBLES

	Career	2023-24
#21 Camryn Taylor, F	12*	4
#10 Mir McLean, G/F	7	0
#4 Jillian Brown, G	1	1
#1 Paris Clark, G	1	1
#21 Kymora Johnson, G	1	1
#23 Alexia Smith, G	1	1

* - includes five double-doubles in 27 games at Marquette

GAME-BY-GAME LEADERS & STARTING LINEUPS

Date	Opponent	W/L	Score	Points	Rebounds	Assists
11/8	UMES	W	76-52	Taylor, 22	Brown, 13	Vaughn, 8
11/12	Campbell	W	74-49	Taylor, 16	Noyan, 8	Johnson, 7
11/15	William & Mary	W	80-51	Brown, 17	Brown & Taylor, 7	Smith, 4
11/19	Oklahoma	L	67-82	Taylor, 17	Brown, 9	Johnson, 6
11/24	vs. Tulane	W	81-59	Vaughn, 14	McGhee, 6	Johnson, 9
11/25	vs. LSU	L	73-76	Clark, 19	Brown & Clark, 7	Vaughn, 7
11/30	Missouri	W (ot)	87-81	Taylor, 26	Smith, 13	Johnson, 7
12/3	at La Salle	W	94-73	Johnson, 17	Brown, 8	Vaughn, 6
12/6	Rider	W	78-51	Taylor, 18	Taylor, 13	Johnson, 4
12/16	Wofford	L	70-71	Clark & McGhee, 14	Clarkson, 9	Johnson, 9
12/21	Fordham	W	82-56	Johnson, 26	Taylor, 8	Johnson, 7
12/31	#3 NC State	L	61-72	Taylor, 17	Taylor, 15	Johnson, 7
1/4	at Georgia Tech	L	60-63	Taylor, 19	Clark, 12	Johnson, 6
1/7	Duke	L	56-60	Taylor, 17	Johnson, 8	Vaughn, 6
1/11	at #6 NC State	L	66-93	Taylor, 22	Smith, 9	Smith, 6
1/14	at #20 North Carolina	L	68-81	Taylor, 16	Clarkson & Taylor, 7	Johnson & Smith, 5
1/18	#19 Notre Dame	L	76-86	Clark & Johnson, 16	Johnson, 8	Johnson, 7
1/21	at #15 Florida State	W	91-87	Johnson, 35	Taylor, 10	Johnson, 6
1/25	Pittsburgh	L	52-56	Johnson, 17	Smith, 8	Johnson, 4
1/28	#20 North Carolina	W	81-66	Johnson, 25	Brunelle, 7	Smith, 6
2/1	at #17 Virginia Tech	L	63-76	Johnson, 22	Clark, 8	Johnson, 3
2/4	Clemson	L	69-75	Johnson & Brunelle, 24	Clark, 7	Johnson, 8
2/8	at Boston College	W	73-66	Vaughn, 16	Noyan, 9	Johnson, 4
2/11	at Wake Forest	W	87-79	Johnson, 23	Brunelle & Johnson, 6	Johnson, 7
2/18	#19 Syracuse	L	79-85	Taylor, 20	Taylor, 8	Johnson, 10
2/22	Miami	W	77-60	Johnson, 21	Taylor, 11	Smith, 8
2/25	#20 Louisville	W	73-68	Taylor, 22	Clark, 8	Johnson, 6

Bold – Team season high

STARTING LINEUPS

Lineup #	Game(s)	W-L	G	G	G/F	F	F/C
1	1	1-0	Johnson	Brown	Smith	Taylor	Noyan
2	2-4	2-1	Johnson	Brown	Smith	Taylor	Clarkson
3	5	1-0	Johnson	Brown	McGhee	Taylor	Clarkson
4	6-9, 11, 15-16, 26-27	5-3	Johnson ²⁷	Clark ¹⁰	Smith ²	Taylor ³	Brunelle ⁸
5	10	0-1	Johnson	Clark	Smith	Brunelle	Clarkson
6	12-13	0-2	Johnson	Clark	Smith	Taylor	Clarkson
7	14	0-1	Johnson	Clark	Brown	Taylor	Clarkson
8	17	0-1	Johnson	Smith	McGhee	Taylor	Clarkson
9	18-19	1-1	Johnson	Clark	McGhee	Taylor	Clarkson
10	20-21	1-1	Johnson	Clark	McGhee	Brunelle	Clarkson
11	22	0-1	Johnson	Clark	Brown	Brunelle	Clarkson
12	23	1-0	Johnson	Clark	Brown	Brunelle	Noyan
13	24	1-0	Johnson	Clark	McGhee	Brunelle	Noyan
14	25	0-1	Johnson	Clark	McGhee	Brunelle	Taylor

- Consecutive starts

GAME-BY-GAME SCORING & SPECIALTY STATS

Date	Opponent	Total		1st Half		2nd Half (OT)		Starters		Bench		In the Paint		Fast Break		2nd Chance		Off Turnovers	
		UVA	Opp.	UVA	Opp.	UVA	Opp.	UVA	Opp.	UVA	Opp.	UVA	Opp.	UVA	Opp.	UVA	Opp.	UVA	Opp.
11/8	UMES	76	52	35	22	41	30	58	27	18	25	30	10	24	6	12	4	14	10
11/12	Campbell	74	49	29	35	45	14	65	37	9	12	32	22	22	5	14	9	20	6
11/15	William & Mary	80	51	34	23	46	28	49	33	31	18	42	24	22	7	15	10	13	5
11/19	#25 Oklahoma	67	82	27	44	40	38	41	63	26	19	36	30	7	18	15	8	21	7
11/24	vs. Tulane	81	59	36	34	45	25	32	43	49	16	26	22	13	9	13	7	28	6
11/25	vs. #7 LSU	73	76	38	38	35	38	51	68	22	8	32	42	14	8	21	15	16	13
11/30	Missouri (OT)	87	71	28	36	47 (12)	39 (6)	62	66	25	15	44	32	8	8	18	7	21	8
12/3	at La Salle	94	73	45	33	49	40	49	46	45	27	46	28	19	11	15	6	22	10
12/6	Rider	78	51	32	27	46	24	45	39	33	12	40	26	17	4	26	0	16	4
12/16	Wofford	70	71	37	30	33	41	35	51	35	20	34	28	17	2	11	7	16	12
12/21	Fordham	82	56	50	25	32	31	56	36	26	20	38	18	36	12	4	8	21	15
12/31	#3 NC State	61	72	32	31	29	41	40	64	21	8	16	32	16	15	9	18	14	10
1/4	at Georgia Tech	60	63	24	27	36	36	49	58	11	5	34	24	14	6	17	15	12	12
1/7	Duke	56	60	26	30	30	30	41	44	15	16	20	30	12	4	9	13	14	13
1/11	at #6 NC State	66	93	34	57	32	36	46	71	20	22	28	36	14	36	14	5	7	23
1/14	at #20 North Carolina	68	81	32	37	36	44	40	58	28	23	20	26	11	15	9	5	7	13
1/18	#19 Notre Dame	76	86	33	39	43	47	41	77	35	9	36	42	12	26	11	9	11	26
1/21	at #15 Florida State	91	87	39	43	52	44	73	74	18	13	40	38	7	14	15	14	5	23
1/25	Pittsburgh	56	52	26	23	33	26	36	52	16	4	14	34	13	8	4	9	9	22
1/28	#20 North Carolina	81	66	37	34	44	32	63	56	18	10	24	28	6	8	9	9	19	15
2/1	at #17 Virginia Tech	63	76	41	46	22	30	43	71	20	5	24	28	2	4	10	19	6	8
2/4	Clemson	69	75	27	33	42	42	54	68	15	7	24	28	13	12	8	18	17	13
2/8	at Boston College	73	66	34	37	39	29	47	52	26	14	38	26	10	8	7	12	16	28
2/11	at Wake Forest	87	79	38	32	49	47	64	47	23	32	28	28	12	6	14	13	18	21
2/18	#19 Syracuse	79	85	28	45	51	40	72	69	7	16	34	22	10	16	12	12	17	13
2/22	Miami	77	60	46	32	31	28	60	33	17	27	16	38	6	4	16	12	21	16
2/25	#20 Louisville	73	68	32	26	41	42	58	34	15	34	38	32	2	6	10	19	18	16

Bold – Virginia season high/opponent season low

THE LAST TIME

INDIVIDUAL

One player with a double-double: Camryn Taylor (18 pts, 11 reb), vs. Miami, 2/22/24

Two UVA players with double-doubles in the same game: vs. Syracuse (Willoughby 13 pts, 12 reb; Jablonowski 12 pts, 10 reb), 3/5/20

Five Players in double figures: at Boston College (Vaughn 16, Clark 14, Noyan 13, Brunelle 10, Johnson 10), 2/8/24

Six players in double figures: vs. at La Salle (Johnson 17, Brown 12, Clark 12, Clarkson 11 Brunelle 10, Taylor 10), 12/3/23

Seven players in double figures: vs. Norfolk State 11/16/15 (Randolph 17, Moses 12, Brown 11, Venson 10, Mason 10, Huland El 10, Jones 10)

Zero players in double figures: vs. Louisville, 1/17/19

Every available Cavalier scored: vs. Rider, 12/6/23

Scored 25 points: 25, Kymora Johnson vs. #20 North Carolina, 1/28/24

Scored 30 points: 35, Kymora Johnson at #15 Florida State, 1/21/24

Scored 40 points: **48, Mimi Kennedy at North Carolina, 01/15/98

A non-starter scored 20 or more points: 23, London Clarkson vs. North Carolina, 2/2/23

Two or more Cavaliers scored 20 or more points in a game: at Wake Forest (Johnson 23 & McGhee 22), 2/11/24

Perfect from the field (5 attempts): 6-6, Kymora Johnson at La Salle, 12/3/23

Made at least five 3FGs: Kymora Johnson (5-9) vs. Miami, 2/22/24

Perfect at FT line (8 attempts): 10-10, Camryn Taylor at La Salle, 12/3/23

Perfect at FT line (9 attempts): 10-10, Camryn Taylor at La Salle, 12/3/23

Perfect at FT line (10 attempts): 10-10, Camryn Taylor at La Salle, 12/3/23

Attempted 20 free throws: 20**, Brandi Teamer at Wake Forest, 1/6/05

Had 15 rebounds: 15, Camryn Taylor vs. #3 NC State 12/31/23

Had 20 rebounds: 24, Sarah Imovbioh vs. Ohio State 11/14/14

Had 10 assists: 10, Kymora Johnson vs. Syracuse, 2/18/24

Had 6 steals: 9, Shemera Williams vs. Duke, 1/9/20

Had 5 blocked shots: 5, Sam Brunelle vs. Florida State, 1/19/23

OPPONENT

Opponent scored 100 points: 103, at Notre Dame 3/3/19

Opponent failed to score at least 30 points: 28, Morgan State, 12/18/22

ACC opponent failed to score at least 50 points: 41, Syracuse, 2/2/20

Opponent failed to make at least one 3FG: 0-19, Morgan State, 12/18/22

Opponent failed to score at least one second-chance point: Rider, 12/6/23

Opponent attempted at least 40 free throws: 44, #19 Notre Dame, 1/18/24

Five opposing players scored in double figures: at #6 NC State, 1/11/24 (Brooks 19, Hayes 17, James 15, Collins 14, Steele 13)

Opponent individual scored at least 30 points: 33, Dyaisha Fair, vs. #19 Syracuse, 2/18/24

Opponent made game-winning buzzer beater: Rachael Rose (0.4 seconds), Wofford, 12/16/23

TEAM

RANKINGS

UVA ranked in AP Top 25: #22, 11/21/12

UVA ranked USA Today Top 25: #25, 12/20/22

Played AP No. 1 team: #1 Duke, L 79-58, 3/2/07

Defeated AP No. 1 team: #1 Maryland, 75-74, 2/11/92

Defeated AP Top 10 team: #4 Florida State 60-51, 2/16/17

Defeated AP Top 25 team: vs. #20 Louisville, 2/25/24

Defeated USA Today 25 team: vs. #20 Louisville, 2/25/24

FIELD GOAL SHOOTING

Shot at least 50 percent: 53.4 (31-58) at Wake Forest, 2/11/24

Shot at least 60 percent: 62.3 (33-53) vs. Georgia Tech, 3/02/08

Shot at least 70 percent: **70.0 (42-60) at Wake Forest, 1/7/87

Made 40-49 field goals: 40 vs. Coppin State, 11/13/16

Made 50 field goals: **54 vs. Cleveland State, 11/29/95

Attempted 70 FG: 70 vs. #19 Syracuse, 2/18/24

Attempted 80 FG: 82 at #6 NC State, 1/11/24

3-POINT SHOOTING

Shot 50 percent: 50.0 (13-26) at Wake Forest, 2/11/24

Shot 60 percent: 60.0 (9-15) vs. UNCG, 12/2/17

Shot 70 percent: 75.0 (6-8) vs. Louisville, 3/01/15

Shot 80 percent: 85.7 (6-7) vs. St. John's, 3/19/88

Made 10 3FGs: 11 (11-25) vs. Miami, 2/22/24

Made 15 3FGs: **15 vs. Tulane, 11/24/23

Attempted 30 3FGs: 30 (made 9) vs. #3 NC State, 12/31/23

UVA failed to make at least one 3FG: 0-10 3FG at Loyola Chicago, 11/16/22

FREE THROW SHOOTING

Shot 85 percent: 91.7 (11-12) vs. #19 Syracuse, 2/18/24

Shot 90 percent: 91.7 (11-12) vs. #19 Syracuse, 2/18/24

Shot 100 percent: 1.000 (10-10) vs. North Carolina, 2/24/22

Made 20 free throws: 22 (22-28) vs. #20 North Carolina, 1/28/24

Made 30 free throws: 30 (30-38) vs. North Carolina, 02/20/14

Attempted 0 FT: at Duke 1/14/18

Attempted 30 FT: 34 vs. Pittsburgh, 2/20/22

Attempted 40 FT: 44 vs. Indiana, 11/26/09

Attempted 50 FT: **54 at Wake Forest, 1/6/05

SCORING

Scored 85 points: 87 at Wake Forest, 2/11/24

Scored 90 points: 91 at #15 Florida State, 1/21/24

Scored 100 points: 101 vs. UMBC, 11/10/22

Scored 40 bench points: 45 at La Salle, 12/3/23

Scored 50 bench points: 55 vs. Radford 12/18/11

REBOUNDING

Had 50 rebounds: 50 at #6 NC State, 1/11/24

Had 60 rebounds: 60 vs. Rider, 12/6/23

Had 70 rebounds: **77 vs. Rider, 12/19/96

ASSISTS

Had 20 assists: 22 vs. Miami, 2/22/24

Had 30 assists: **37 vs. Cleveland State, 11/29/95

STEALS

Had 15 steals: 15 vs. UNCW, 12/4/22

Had 20 steals: 22 vs. UMES, 12/17/13

Had 25 steals: 26 vs. Clemson, 2/12/12

BLOCKED SHOTS

Blocked 10 shots: 10 vs. Miami, 2/22/24

Blocked 15 shots: **15 vs. Georgia Tech, 1/20/96

TURNOVERS

UVA forced 30 turnovers: 31 at Wake, 01/10/16

UVA committed 30 turnovers: 30 vs. ECU 11/27/22

COMEBACK WINS

Overcame a 13-point deficit: 13 (2nd 7:51), vs. #20 North Carolina, 1/28/24

Overcame a 15-point deficit: 15 (2nd 9:30), vs. Missouri, 11/30/23

Overcame a 20-point deficit: **22 (2nd 5:27), vs. Miami, 2/13/20

OVERTIME

UVA played in OT: W, 87-53 vs. Missouri, 11/30/23

UVA won in OT: W, 87-53 vs. Missouri, 11/30/23

UVA lost in OT: L, 81-86 vs. Louisville, 1/5/17

UVA played in 2OT: L (2OT), 73-70 at Alabama, 12/21/12

UVA played in 3OT: W (4OT), 94-92 vs. NC State, 2/10/11

UVA played in 4OT: W (4OT), 94-92 vs. NC State, 2/10/11

MISCELLANEOUS

UVA shot 80% from the floor in a quarter: .800 (8-10) vs. NC State, 1/13/22**

UVA shot 70% from the floor in a quarter: .714 (10-14) vs. Syracuse, 2/8/22

UVA shot 60% from the floor in first half: .619 (26-42) vs. Central Connecticut State, 11/12/17

UVA shot 60% from the floor in second half: .608 (14-23) vs. Illinois Chicago, 12/16/16

UVA shot less than 20% from floor in first half: 19.2 (5-26) vs. NC State, 1/13/19

UVA shot less than 20% from floor in second half: 18.7 (6-32) vs. Syracuse, 3/5/20

UVA scored less than 15 points in first half: 13 at Florida State, 1/8/06

UVA scored less than 15 points in second half: 12 at Georgia Tech, 1/09/22

UVA held opponent to less than 15 points first half: 14 vs. Morgan State, 12/18/22

UVA held opponent to less than 15 points second half: 14 vs. Campbell, 11/12/23

UVA held opponent to less than 10 points first half: 6 vs. Norfolk State, 12/28/12

**program record

JOHN PAUL JONES ARENA RECORDS

VIRGINIA PLAYERS

Points	33, Lyndra Littles vs. Louisiana Tech, 12/29/08
Field Goals Made.....	13, Monica Wright vs. Monmouth, 12/18/08
Field Goal Attempts	32, Monica Wright vs. James Madison, 12/6/09
Field Goal Pct.	1.000 (8-8), Jazmin Pitts vs. Radford, 12/18/11
3-Point FG Made.....	6, Mikayla Venson vs. NC State, 1/29/15
.....	6, Kymora Johnson vs. Fordham, 12/21/23
.....	6, Sam Brunelle vs. Clemson, 2/4/24
3-Point FG Attempts.....	11, Ataira Franklin vs. North Carolina, 1/5/12
.....	11, Faith Randolph vs. Davidson, 12/28/14
.....	11, Kymora Johnson vs. #3 NC State, 12/31/23
3-Point FG Pct.....	1.000 (6-6), Mikayla Venson vs. NC State, 1/29/15
Free Throws Made	16, Telia McCall vs. Georgia Tech, 2/3/13
Free Throws Attempted	17, Telia McCall vs. Georgia Tech, 2/3/13
FT Pct. (min. 10 attempts) 1.000, London Clarkson (14-14) vs. Boston College, 1/15/23	
.....	1.000, Monica Wright (12-12) vs. Florida State, 1/23/09
.....	1.000, Jocelyn Willoughby (11-11) vs. Duke, 1/9/20
.....	1.000, Monica Wright (10-10) vs. North Carolina, 1/15/10
.....	1.000, Jocelyn Willoughby (10-10) vs. Miami, 2/13/20
Rebounds	24, Sarah Imovbioh vs. Ohio State, 11/14/14
Assists.....	11, Ariana Moorer vs. Appalachian State; 3/22/12
Steals.....	10, Monica Wright vs. Liberty, 12/29/09
Blocks.....	6, Felicia Aiyeotan vs. Coppin State, 11/13/16
.....	6, Felicia Aiyeotan vs. Maryland, 11/29/17
.....	6, Felicia Aiyeotan vs. UNCG, 12/2/17
Turnovers	8, Dominique Toussaint vs. Duke, 1/9/20
.....	8, Monica Wright vs. Manhattan, 11/15/09

VIRGINIA TEAM

Most Points.....	110, vs. USC Upstate, 11/18/09
Fewest Points.....	38, vs. NC State, 1/13/19
.....	38, vs. UCF, 11/17/21
Field Goals Made.....	43, vs. Central Connecticut, 11/12/17
Field Goal Attempts	87, vs. James Madison, 12/6/09
Field Goal Pct.	62.3 (33-53), vs. Georgia Tech, 3/2/08
3-Point Field Goals Made	13, vs. Boston College, 1/15/15
.....	13, vs. Cleveland State, 12/16/06
3-Point FG Attempts.....	33, vs. Central Michigan, 11/24/18
3-Point FG Pct. (min. 10 made)	73.3 (11-15), vs. NC State, 1/29/15
Free Throws Made	35, vs. Georgia Tech, 3/2/08
Free Throws Attempted	46, vs. Georgia Tech, 3/2/08
Fewest Free Throws Attempted	0, vs. Wisconsin, 11/27/17
Free Throw Pct. (min. 10 made)	1.000 (13-13), vs. Virginia Tech, 1/21/18
.....	1.000 (10-10), vs. North Carolina, 2/24/22
Rebounds	68, vs. Colorado, 11/24/08
Assists.....	27, vs. #19 Syracuse, 2/18/24
Steals.....	26, vs. Wagner, 12/28/11
.....	26, vs. Clemson, 2/12/12
Blocks.....	13, vs. Florida State, 1/19/23
Most Turnovers.....	31 vs. Georgia Tech, 3/2/08
Fewest Turnovers	5, vs. Radford, 11/16/14
.....	5, vs. Boston College, 1/21/12
Personal Fouls.....	35, vs. #19 Notre Dame, 1/18/24
Fewest Personal Fouls.....	6, vs. Virginia Tech, 1/12/12

MISCELLANEOUS

Largest Comeback	22 points vs. Miami, 2/13/20
Largest Margin of Victory.....	63 (103-40), vs. Coppin State, 11/13/16
Largest Margin of Victory Over an ACC Foe.....	49 (76-27), vs. Virginia Tech, 1/26/17
Largest Margin of Defeat.....	36, (96-60), vs. UConn, 12/18/06
.....	36, (77-41), vs. Louisville, 2/1/18
Record in Overtime Games	22 (15-7); Last 87-81 win vs. Missouri, 11/30/23

OPPONENT PLAYERS

Points	38, Dawn Evans, James Madison, 12/6/09
Rebounds	18, Quineshia Leonard, Norfolk State, 12/28/12
Field Goals Made.....	13, Dyaisha Fair, #19 Syracuse, 2/18/24
Field Goal Attempts	31, Tamoria Holmes vs Howard (03/15/12)
Field Goal Pct. (min. 5 made).....	1.000 (5x), last Tiara Chambers (5-5), East Carolina, 11/29/20
3-Point FG Made.....	8 (4x), last Victoria Morris, Old Dominion, 11/24/19
3-Point FG Attempts.....	19, Tamoria Holmes, Howard, 3/15/12
3-Point FG Pct. (min. 3 made)	1.000 (7x), last Kristen Confroy (3-3), Maryland, 11/29/17
Free Throws Made	14, Chanell Williams, Rhode Island, 11/26/21
Free Throws Attempted	16, Dayshanette Harris, Clemson, 2/4/24
Free Throw Pct. (min. 10 made)	1.000, Chrislyn Carr (10-10), Syracuse, 2/8/22
.....	1.000, Rayburn, Brittany (11-11), Purdue, 2/3/09
.....	1.000 Sonia Citron (12-12), #19 Notre Dame, 1/18/24
Assists.....	12, Cetera DeGraffenreid, North Carolina, 2/15/10
Steals.....	6 (7x), last Hannah Hidalgo, #19 Notre Dame, 1/18/24
Blocks.....	6, Makayla Timpson, Florida State, 1/19/23
.....	6, Lindsey Mason, Clemson, 2/12/12
.....	6, Kelley Cain, Tennessee, 11/22/09

OPPONENT TEAM

Most Points.....	96, UConn, 12/18/06
Fewest Points.....	23, Norfolk State, 12/28/12
Field Goals	42, UConn, 12/18/06
Field Goal Attempts	84, North Carolina 2/15/10
Field Goal Pct.	65.6, UConn, 12/18/06
3-Point FG Made.....	14, NC State, 3/1/20
3-Point FG Attempts.....	38, Coppin State, 12/2/18
3-Point FG Pct.....	66.7, Longwood, 11/21/10
Free Throws Made	35, Rhode Island, 11/26/21
Free Throws Attempted	44, Rhode Island, 11/26/21
.....	44, #19 Notre Dame, 1/18/24
Free Throw Pct. (min. 10 made)	1.000, St. Bonaventure (16-16), 1/4/10
.....	1.000, Georgia Tech (14-14), 1/25/15
Fewest Free Throws Attempted	3, Rider (0-3), 12/28/08
.....	3, Norfolk State (1-3), 12/28/12
Rebounds	56, #3 NC State, 12/31/23
Assists.....	24, UConn, 12/18/06
Steals.....	19, Georgia Tech, 3/2/08
Blocks.....	11, Duke, 2/24/11
Most Turnovers	34, Maryland-Eastern Shore, 12/17/13
Fewest Turnovers	5, Louisville, 2/21/19
Personal Fouls	35, Georgia Tech, 1/11/07
Fewest Personal Fouls.....	6, Liberty, 12/7/11

RECORD AT JOHN PAUL JONES ARENA

2006-07 to present (as of Feb. 28, 2024).....	188-93 (.669)
-----------------------------------------------	---------------

ATTENDANCE

11,895 spectators, vs. Tennessee (L, 63-77), 11/22/09

LONGEST WINNING STREAK

12 games from 2/21/08 vs. Clemson to 1/11/09 vs. #25 Wake Forest

LONGEST ACC WINNING STREAK

5 games (2x) from 12/28/17 vs. Pittsburgh through 1/25/18 vs. North Carolina and 2/24/12 vs. Wake Forest through 1/24/13 vs. Boston College

LONGEST LOSING STREAK

8 games from 3/1/20 vs. #8 NC State through 11/28/21 vs. Richmond

Note: Streaks begin date of first win or loss to most recent win or loss

OVERTIME HISTORY

Date	Opponent	W/L	Score	Location	# of OTs	Postseason
11/30/23	Missouri	W	87-81	H	1	
11/24/19	Old Dominion	W	56-53	H	1	
12/18/17	Indiana	W	82-72	N	1	
2/12/17	Wake Forest	W	60-57	H	1	
2/2/17	Georgia Tech	W	64-65	H	1	
1/5/17	Louisville	L	81-86	H	1	
2/19/15	Pittsburgh	L	63-68	A	1	
12/20/13	Tulane	L	72-79	N	1	
2/25/13	Wake Forest	L	68-73	H	1	
12/21/12	Alabama	L	70-73	A	2	
3/15/12	Howard	W	59-56	N	1	WINT
1/5/12	North Carolina	L	78-73	H	2	
11/20/11	Tennessee	W	69-64	H	1	
2/27/11	Virginia Tech	W	73-71	A	1	
2/10/11	NC State	W	94-92	A	4	
1/21/11	Maryland	L	75-77	H	1	
2/15/10	North Carolina	W	82-78	H	1	
2/11/10	Miami	W	69-63	A	1	
2/19/09	Miami	W	84-75	H	1	
3/2/08	Georgia Tech	W	103-101	H	2	
1/26/08	Florida State	W	69-66	A	1	
1/14/07	Boston College	W	65-63	H	1	
1/20/06	Maryland	L	74-84	H	1	
3/5/05	Florida State	W	71-67	N	1	ACC
1/6/05	Wake Forest	W	85-83	A	1	
1/23/04	Florida State	W	82-80	A	1	
11/26/02	Liberty	L	69-77	A	1	
12/18/02	Wake Forest	W	61-55	A	1	
3/17/01	Michigan	L	71-81	N	1	NCAA
1/28/01	Wake Forest	W	76-73	H	2	
11/19/00	Texas	L	55-56	N	2	
2/7/00	North Carolina	L	63-66	A	1	
1/20/00	Clemson	W	77-74	H	2	
2/14/99	North Carolina	L	80-82	H	1	
1/2/99	Clemson	W	67-66	A	1	
2/22/98	Duke	L	78-85	N	1	
2/15/98	North Carolina	L	84-85	H	2	
2/1/98	Florida State	W	83-76	A	1	
1/15/98	North Carolina	W	105-100	A	3	
3/1/97	Clemson	L	75-77	N	1	ACC
3/4/95	Duke	L	82-83	N	1	ACC
3/8/93	Maryland	W	106-103	N	3	ACC
3/7/93	Clemson	W	79-71	A	1	ACC
3/31/91	Tennessee	L	67-70	N	1	NCAA
1/12/91	NC State	W	123-120	A	3	
3/24/90	Tennessee	W	79-75	N	1	NCAA
3/5/90	NC State	W	67-64	N	1	ACC
12/29/89	Rutgers	W	72-71	A	1	
3/4/89	Wake Forest	W	68-67	N	1	ACC
2/15/89	Maryland	L	99-104	N	1	
1/11/86	Clemson	W	96-89	N	1	
1/13/85	North Carolina	W	64-62	H	1	
12/19/83	ETSU	W	71-68	A	1	
2/23/83	Clemson	L	84-86	A	1	
1/15/83	North Carolina	W	78-74	H	1	
1/2/83	ETSU	W	70-65	H	1	
2/1/80	NC State	L	79-81	H	1	
1/5/80	North Carolina	L	65-66	H	1	
3/4/77	VCU	L	47-48	H	1	VIAW
2/8/75	Bridgewater	W	57-52	A	1	

Note: John Paul Jones Arena opened for the 2006-07 season.

VIRGINIA'S ALL-TIME RECORD IN OVERTIME

Overall..... 37-23 (.617)

Home/Away/Neutral

Home..... 14-10 (.583)

Away..... 15-5 (.750)

Neutral..... 8-8 (.500)

at John Paul Jones Arena 15-7 (.682)

By Number of Overtime Periods

1OT 30-19 (.612)

2OT 3-4 (.429)

3OT 3-0 (1.000)

4OT 1-0 (1.000)

Postseason

NCAA Tournament 1-2 (.333)

ACC Tournament..... 5-2 (.714)

WNIT..... 0-0 (.000)

VIAW 0-1 (.000)

2023-24 COMBINED STATS



2023-24 Virginia Women's Basketball Combined Team Statistics All games

Page 1/1
as of Feb 25, 2024

Game Records

Record	Overall	Home	Away	Neutral
ALL GAMES	14-13	8-8	5-4	1-1
CONFERENCE	6-10	2-6	4-4	0-0
NON-CONFERENCE	8-3	6-2	1-0	1-1

Score by Periods

Team	1st	2nd	3rd	4th	OT	TOT
Virginia	435	485	503	559	12	1994
Opponents	479	440	485	464	6	1874

Team Box Score

No.	Player	Total			3-Point			F-Throw		Rebounds				PF DQ A TO BLK STL PTS AVG									
		GP-GS	MIN	AVG	FG-FGA	FG%	3FG-3FGA	3FG%	FT-FTA	FT%	OFF	DEF	TOT	AVG	PF	DQ	A	TO	BLK	STL	PTS	AVG	
21	JOHNSON, Kymora	27-27	821:03	30.4	155-372	.417	53-163	.325	54-67	.806	23	101	124	4.6	54	0	147	80	8	50	417	15.4	
20	TAYLOR, Camryn	23-21	558:56	24.3	126-258	.488	11-19	.579	79-94	.840	72	73	145	6.3	80	5	13	40	23	17	342	14.9	
1	CLARK, Paris	24-21	577:46	24.1	87-214	.407	15-45	.333	43-58	.741	41	70	111	4.6	61	1	44	55	13	33	232	9.7	
33	BRUNELLE, Sam	25-16	516:43	20.7	56-156	.359	36-107	.336	19-22	.864	19	64	83	3.3	32	0	23	23	12	167	6.7		
34	CLARKSON, London	23-14	490:47	21.3	46-104	.442	0-0	.000	58-79	.734	44	52	96	4.2	73	2	16	29	16	21	150	6.5	
0	MCGHEE, Olivia	27-8	416:51	15.4	63-161	.391	23-78	.295	20-23	.870	19	38	57	2.1	25	0	11	27	6	15	169	6.3	
4	BROWN, Jillian	25-8	462:34	18.5	48-138	.348	11-40	.275	33-39	.846	36	86	122	4.9	45	0	41	35	12	15	140	5.6	
5	VAUGHN, Yonta	17-0	323:44	19.0	33-99	.333	14-45	.311	5-9	.556	2	38	40	2.4	16	0	60	27	1	10	85	5.0	
23	SMITH, Alexia	27-17	488:45	18.1	38-109	.349	6-23	.261	23-37	.622	26	79	105	3.9	23	0	57	31	3	19	105	3.9	
12	NOYAN, Edessa	23-3	305:55	13.3	27-51	.529	4-8	.500	12-16	.750	24	45	69	3.0	51	4	9	22	12	9	70	3.0	
32	PAULEY, Cady	17-0	128:44	7.6	17-57	.298	11-46	.239	5-6	.833	4	6	10	0.6	11	0	6	7	2	2	50	2.9	
14	LAUTSON, Kaydan	21-0	213:04	10.1	14-43	.326	7-27	.259	13-18	.722	14	33	47	2.2	32	0	8	14	5	11	48	2.3	
41	LAUTERBACH, Taylor	19-0	120:06	6.3	5-24	.208	2-8	.250	7-10	.700	11	26	37	1.9	20	0	2	11	8	2	19	1.0	
Team											55	52	107										
Total		27	5425		715-1786	.400	193-609	.317	371-478	.776	390	763	1153	42.7	523	12	437	406	132	216	1994	73.9	
Opponents		27	5425		661-1677	.394	174-576	.302	378-527	.717	310	719	1029	38.1	456	8	393	408	97	198	1874	69.4	

Team Statistics

	UVA	OPP
Scoring	1994	1874
Points per game	73.9	69.4
Scoring margin	+4.4	-
Field goals-att	715-1786	661-1677
Field goal pct	.400	.394
3 point fg-att	193-609	174-576
3-point FG pct	.317	.302
3-pt FG made per game	7.1	6.4
Free throws-att	371-478	378-527
Free throw pct	.776	.717
F-Throws made per game	13.7	14.0
Rebounds	1153	1029
Rebounds per game	42.7	38.1
Rebounding margin	+4.6	-
Assists	437	393
Assists per game	16.2	14.6
Turnovers	406	408
Turnovers per game	15.0	15.1
Turnover margin	+0.1	-
Assist/turnover ratio	1.1	1.0
Steals	216	198
Steals per game	8.0	7.3
Blocks	132	97
Blocks per game	4.9	3.6
Winning streak	2	-
Home win streak	1	-
Attendance	69875	34971
Home games-Avg/Game	16-4367	9-3886
Neutral site-Avg/Game	-	2-975

Team Results

Date	Opponent		Score	Att.
11/08/2023	UMES	W	76-52	3797
11/12/2023	Campbell	W	74-49	3965
11/15/2023	William & Mary	W	80-51	3588
11/19/2023	Oklahoma	L	67-82	4198
11/24/2023	vs Tulane	W	81-59	300
11/25/2023	vs LSU	L	73-76	1650
11/30/2023	Missouri	Wot	87-81	3701
12/03/2023	at La Salle	W	94-73	387
12/06/2023	Rider	W	78-51	3676
12/16/2023	Wofford	L	70-71	3955
12/21/2023	Fordham	W	82-56	4208
12/31/2023	NC State	L	61-72	4541
01/04/2024	at Georgia Tech	L	60-63	1237
01/07/2024	Duke	L	56-60	5041
01/11/2024	at NC State	L	66-93	5500
01/14/2024	at North Carolina	L	68-81	4579
01/18/2024	Notre Dame	L	76-86	4152
01/21/2024	at Florida St.	W	91-87	2081
01/25/2024	Pittsburgh	L	52-56	3817
01/28/2024	North Carolina	W	81-66	5690
02/01/2024	at Virginia Tech	L	63-76	8925
02/04/2024	Clemson	L	69-75	4959
02/08/2024	at Boston College	W	73-66	756
02/11/2024	at Wake Forest	W	87-79	1201
02/18/2024	Syracuse	L	79-85	6619
02/22/2024	Miami (FL)	W	77-60	3968
02/25/2024	at Louisville	W	73-68	10305

2023-24 TEAM STATS



2023-24 Virginia Women's Basketball Overall Team Statistics All games

Page 1/1
as of Feb 25, 2024

Team Statistics

	UVA	OPP
Scoring	1994	1874
Points per game	73.9	69.4
Scoring margin	+4.4	-
Field goals-att	715-1786	661-1677
Field goal pct	.400	.394
3 point fg-att	193-609	174-576
3-point FG pct	.317	.302
3-pt FG made per game	7.1	6.4
Free throws-att	371-478	378-527
Free throw pct	.776	.717
F-Throws made per game	13.7	14.0
Rebounds	1153	1029
Rebounds per game	42.7	38.1
Rebounding margin	+4.6	-
Assists	437	393
Assists per game	16.2	14.6
Turnovers	406	408
Turnovers per game	15.0	15.1
Turnover margin	+0.1	-
Assist/turnover ratio	1.1	1.0
Steals	216	198
Steals per game	8.0	7.3
Blocks	132	97
Blocks per game	4.9	3.6
Winning streak	2	-
Home win streak	1	-
Attendance	69875	34971
Home games-Avg/Game	16-4367	9-3886
Neutral site-Avg/Game	-	2-975

Score by Periods

Team	1st	2nd	3rd	4th	OT	TOT
Virginia	435	485	503	559	12	1994
Opponents	479	440	485	464	6	1874

2023-24 ACC-ONLY STATS



2023-24 Virginia Women's Basketball Combined Team Statistics In Conference games

Page 1/1
as of Feb 25, 2024

Game Records

Record	Overall	Home	Away	Neutral
ALL GAMES	6-10	2-6	4-4	0-0
CONFERENCE	6-10	2-6	4-4	0-0
NON-CONFERENCE	0-0	0-0	0-0	0-0

Score by Periods

Team	1st	2nd	3rd	4th	OT	TOT
Virginia	250	279	270	333	0	1132
Opponents	303	269	331	270	0	1173

Team Box Score

No.	Player	Overall			Total			3-Point			F-Throw		Rebounds				Other				PTS	AVG
		GP-GS	MIN	AVG	FG-FGA	FG%	3FG-3FGA	3FG%	FT-FTA	FT%	OFF	DEF	TOT	AVG	PF	DQ	A	TO	BLK	STL		
21	JOHNSON, Kymora	16-16	528:58	33.1	102-247	.413	37-104	.356	43-50	.860	17	69	86	5.4	35	0	87	57	3	31	284	17.8
20	TAYLOR, Camryn	12-11	283:47	23.6	72-139	.518	11-16	.688	31-41	.756	33	41	74	6.2	46	5	5	20	10	7	186	15.5
1	CLARK, Paris	16-15	422:53	26.4	55-143	.385	9-25	.360	32-47	.681	29	52	81	5.1	46	1	34	42	10	25	151	9.4
33	BRUNELLE, Sam	16-10	344:52	21.6	32-92	.348	19-64	.297	16-17	.941	9	43	52	3.3	23	0	18	16	17	7	99	6.2
0	MCGHEE, Olivia	16-7	249:40	15.6	35-87	.402	13-42	.310	10-12	.833	11	19	30	1.9	16	0	8	16	3	7	93	5.8
5	VAUGHN, Yonta	8-0	140:21	17.5	15-51	.294	5-20	.250	5-6	.833	0	15	15	1.9	9	0	22	14	0	4	40	5.0
34	CLARKSON, London	14-9	277:45	19.8	22-59	.373	0-0	.000	26-41	.634	19	34	53	3.8	49	2	7	21	10	9	70	5.0
4	BROWN, Jillian	14-3	246:50	17.6	22-57	.386	9-17	.529	7-8	.875	15	34	49	3.5	28	0	17	19	6	4	60	4.3
12	NOYAN, Edessa	14-2	218:29	15.6	20-32	.625	2-5	.400	10-12	.833	14	24	38	2.7	39	4	6	13	8	5	52	3.7
23	SMITH, Alexia	16-7	242:60	15.2	12-46	.261	3-10	.300	16-26	.615	10	41	51	3.2	16	0	40	19	1	4	43	2.7
32	PAULEY, Cady	8-0	51:22	6.4	7-19	.368	6-16	.375	0-0	.000	1	0	1	0.1	4	0	1	3	1	0	20	2.5
14	LAWSON, Kaydan	14-0	125:02	8.9	4-18	.222	2-12	.167	12-14	.857	7	16	23	1.6	21	0	2	8	5	7	22	1.6
41	LAUTERBACH, Taylor	12-0	67:01	5.6	3-15	.200	2-5	.400	4-6	.667	6	12	18	1.5	10	0	1	4	5	0	12	1.0
Team											28	31	59					2				
Total		16	3200		401-1005	.399	118-336	.351	212-280	.757	199	431	630	39.4	342	12	248	254	79	110	1132	70.8
Opponents		16	3200		407-992	.410	93-312	.298	266-367	.725	188	429	617	38.6	271	5	241	208	60	121	1173	73.3

Team Statistics

	UVA	OPP
Scoring	1132	1173
Points per game	70.8	73.3
Scoring margin	-2.6	-
Field goals-att	401-1005	407-992
Field goal pct	.399	.410
3 point fg-att	118-336	93-312
3-point FG pct	.351	.298
3-pt FG made per game	7.4	5.8
Free throws-att	212-280	266-367
Free throw pct	.757	.725
F-Throws made per game	13.3	16.6
Rebounds	630	617
Rebounds per game	39.4	38.6
Rebounding margin	+0.8	-
Assists	248	241
Assists per game	15.5	15.1
Turnovers	254	208
Turnovers per game	15.9	13.0
Turnover margin	-2.9	-
Assist/turnover ratio	1.0	1.2
Steals	110	121
Steals per game	6.9	7.6
Blocks	79	60
Blocks per game	4.9	3.8
Winning streak	2	-
Home win streak	1	-
Attendance	38787	34584
Home games-Avg/Game	8-4848	8-4323
Neutral site-Avg/Game	-	0-0

Team Results

Date	Opponent		Score	Att.
12/31/2023	NC State	L	61-72	4541
01/04/2024	at Georgia Tech	L	60-63	1237
01/07/2024	Duke	L	56-60	5041
01/11/2024	at NC State	L	66-93	5500
01/14/2024	at North Carolina	L	68-81	4579
01/18/2024	Notre Dame	L	76-86	4152
01/21/2024	at Florida St.	W	91-87	2081
01/25/2024	Pittsburgh	L	52-56	3817
01/28/2024	North Carolina	W	81-66	5690
02/01/2024	at Virginia Tech	L	63-76	8925
02/04/2024	Clemson	L	69-75	4959
02/08/2024	at Boston College	W	73-66	756
02/11/2024	at Wake Forest	W	87-79	1201
02/18/2024	Syracuse	L	79-85	6619
02/22/2024	Miami (FL)	W	77-60	3968
02/25/2024	at Louisville	W	73-68	10305

2023-24 CATEGORY LEADERS



2023-24 Virginia Women's Basketball Category Leaders All games

Page 1/3
as of Feb 25, 2024

Points

##	Player	G	Pts	Pts/G
21	Johnson, Kymora	27	417	15.4
20	Taylor, Camryn	23	342	14.9
1	Clark, Paris	24	232	9.7
0	McGhee, Olivia	27	169	6.3
33	Brunelle, Sam	25	167	6.7
34	Clarkson, London	23	150	6.5
4	Brown, Jillian	25	140	5.6
23	Smith, Alexia	27	105	3.9
5	Vaughn, Yonta	17	85	5.0
12	Noyan, Edessa	23	70	3.0
32	Pauley, Cady	17	50	2.9
14	Lawson, Kaydan	21	48	2.3
41	Lauterbach, Taylor	19	19	1.0

Scoring Average

##	Player	G	Pts	Pts/G
21	Johnson, Kymora	27	417	15.4
20	Taylor, Camryn	23	342	14.9
1	Clark, Paris	24	232	9.7
33	Brunelle, Sam	25	167	6.7
34	Clarkson, London	23	150	6.5
0	McGhee, Olivia	27	169	6.3
4	Brown, Jillian	25	140	5.6
5	Vaughn, Yonta	17	85	5.0
23	Smith, Alexia	27	105	3.9
12	Noyan, Edessa	23	70	3.0
32	Pauley, Cady	17	50	2.9
14	Lawson, Kaydan	21	48	2.3
41	Lauterbach, Taylor	19	19	1.0

Field Goal Percentage

##	Player	FG	Att	Pct
12	Noyan, Edessa	27	51	.529
20	Taylor, Camryn	126	258	.488
34	Clarkson, London	46	104	.442
21	Johnson, Kymora	155	372	.417
1	Clark, Paris	87	214	.407
0	McGhee, Olivia	63	161	.391
33	Brunelle, Sam	56	156	.359
23	Smith, Alexia	38	109	.349
4	Brown, Jillian	48	138	.348
5	Vaughn, Yonta	33	99	.333
14	Lawson, Kaydan	14	43	.326
32	Pauley, Cady	17	57	.298
41	Lauterbach, Taylor	5	24	.208

Field Goal Attempts

##	Player	G	Att	Att/G
21	Johnson, Kymora	27	372	13.8
20	Taylor, Camryn	23	258	11.2
1	Clark, Paris	24	214	8.9
0	McGhee, Olivia	27	161	6.0
33	Brunelle, Sam	25	156	6.2

Field Goals Made

##	Player	G	Made	Made/G
21	Johnson, Kymora	27	155	5.7
20	Taylor, Camryn	23	126	5.5
1	Clark, Paris	24	87	3.6
0	McGhee, Olivia	27	63	2.3
33	Brunelle, Sam	25	56	2.2

2023-24 CATEGORY LEADERS



2023-24 Virginia Women's Basketball Category Leaders All games

Page 2/3
as of Feb 25, 2024

3-Point FG Percentage

##	Player	3FG	Att	Pct
20	Taylor, Camryn	11	19	.579
12	Noyan, Edessa	4	8	.500
33	Brunelle, Sam	36	107	.336
1	Clark, Paris	15	45	.333
21	Johnson, Kymora	53	163	.325
5	Vaughn, Yonta	14	45	.311
0	McGhee, Olivia	23	78	.295
4	Brown, Jillian	11	40	.275
23	Smith, Alexia	6	23	.261
14	Lawson, Kaydan	7	27	.259
41	Lauterbach, Taylor	2	8	.250
32	Pauley, Cady	11	46	.239

3-Point FG Attempts

##	Player	G	Att	Att/G
21	Johnson, Kymora	27	163	6.0
33	Brunelle, Sam	25	107	4.3
0	McGhee, Olivia	27	78	2.9
32	Pauley, Cady	17	46	2.7
1	Clark, Paris	24	45	1.9

3-Point FG Made

##	Player	G	Made	Made/G
21	Johnson, Kymora	27	53	2.0
33	Brunelle, Sam	25	36	1.4
0	McGhee, Olivia	27	23	0.9
1	Clark, Paris	24	15	0.6
5	Vaughn, Yonta	17	14	0.8

Free Throw Percentage

##	Player	Made	Att	Pct
0	McGhee, Olivia	20	23	.870
33	Brunelle, Sam	19	22	.864
4	Brown, Jillian	33	39	.846
20	Taylor, Camryn	79	94	.840
32	Pauley, Cady	5	6	.833
21	Johnson, Kymora	54	67	.806
12	Noyan, Edessa	12	16	.750
1	Clark, Paris	43	58	.741
34	Clarkson, London	58	79	.734
14	Lawson, Kaydan	13	18	.722
41	Lauterbach, Taylor	7	10	.700
23	Smith, Alexia	23	37	.622
5	Vaughn, Yonta	5	9	.556

Free Throw Attempts

##	Player	G	Att	Att/G
20	Taylor, Camryn	23	94	4.1
34	Clarkson, London	23	79	3.4
21	Johnson, Kymora	27	67	2.5
1	Clark, Paris	24	58	2.4
4	Brown, Jillian	25	39	1.6

Free Throws Made

##	Player	G	Made	Made/G
20	Taylor, Camryn	23	79	3.4
34	Clarkson, London	23	58	2.5
21	Johnson, Kymora	27	54	2.0
1	Clark, Paris	24	43	1.8
4	Brown, Jillian	25	33	1.3

Rebounds

##	Player	G	Reb	Reb/G
20	Taylor, Camryn	23	145	6.3
21	Johnson, Kymora	27	124	4.6
4	Brown, Jillian	25	122	4.9
1	Clark, Paris	24	111	4.6
23	Smith, Alexia	27	105	3.9

Assists

##	Player	G	Ast	Ast/G
21	Johnson, Kymora	27	147	5.4
5	Vaughn, Yonta	17	60	3.5
23	Smith, Alexia	27	57	2.1
1	Clark, Paris	24	44	1.8
4	Brown, Jillian	25	41	1.6

Rebounds Average

##	Player	G	Reb	Reb/G
20	Taylor, Camryn	23	145	6.3
4	Brown, Jillian	25	122	4.9
1	Clark, Paris	24	111	4.6
21	Johnson, Kymora	27	124	4.6
34	Clarkson, London	23	96	4.2

Steals

##	Player	G	Stl	Stl/G
21	Johnson, Kymora	27	50	1.9
1	Clark, Paris	24	33	1.4
34	Clarkson, London	23	21	0.9
23	Smith, Alexia	27	19	0.7
20	Taylor, Camryn	23	17	0.7

2023-24 CATEGORY LEADERS



2023-24 Virginia Women's Basketball Category Leaders All games

Page 3/3
as of Feb 25, 2024

Offensive Rebounds

##	Player	G	OReb	OReb/G
20	Taylor, Camryn	23	72	3.1
34	Clarkson, London	23	44	1.9
1	Clark, Paris	24	41	1.7
4	Brown, Jillian	25	36	1.4
23	Smith, Alexia	27	26	1.0

Blocked Shots

##	Player	G	Blk	Blk/G
20	Taylor, Camryn	23	23	1.0
33	Brunelle, Sam	25	23	0.9
34	Clarkson, London	23	16	0.7
1	Clark, Paris	24	13	0.5
4	Brown, Jillian	25	12	0.5

Defensive Rebounds

##	Player	G	DReb	DReb/G
21	Johnson, Kymora	27	101	3.7
4	Brown, Jillian	25	86	3.4
23	Smith, Alexia	27	79	2.9
20	Taylor, Camryn	23	73	3.2
1	Clark, Paris	24	70	2.9

Minutes

##	Player	G	Min	Min/G
21	Johnson, Kymora	27	821	30:25
1	Clark, Paris	24	578	24:04
20	Taylor, Camryn	23	559	24:18
33	Brunelle, Sam	25	517	20:40
34	Clarkson, London	23	491	21:20

Fouls

##	Player	G	PF	PF/G
20	Taylor, Camryn	23	80	3.5
34	Clarkson, London	23	73	3.2
1	Clark, Paris	24	61	2.5
21	Johnson, Kymora	27	54	2.0
12	Noyan, Edessa	23	51	2.2

Turnovers

##	Player	G	TO	TO/G
21	Johnson, Kymora	27	80	3.0
1	Clark, Paris	24	55	2.3
20	Taylor, Camryn	23	40	1.7
4	Brown, Jillian	25	35	1.4
23	Smith, Alexia	27	31	1.1

Foul Outs

##	Player	G	FO
20	Taylor, Camryn	23	5
12	Noyan, Edessa	23	4
34	Clarkson, London	23	2
1	Clark, Paris	24	1

2023-24 RESULTS/LEADERS



2023-24 Virginia Women's Basketball Season Schedule/Results & Leaders All games

Page 1/2
as of Feb 25, 2024

Game Records

Record	Overall	Home	Away	Neutral
ALL GAMES	14-13	8-8	5-4	1-1
CONFERENCE	6-10	2-6	4-4	0-0
NON-CONFERENCE	8-3	6-2	1-0	1-1

Team Results

Date	Opponent		Score	Att.	High Points	High Rebounds
11/08/2023	UMES	W	76-52	3797	(22) TAYLOR, Camryn	(13) BROWN, Jillian
11/12/2023	Campbell	W	74-49	3965	(16) TAYLOR, Camryn	(8) NOYAN, Edessa
11/15/2023	William & Mary	W	80-51	3588	(17) BROWN, Jillian	(7) TAYLOR, Camryn (7) BROWN, Jillian
11/19/2023	Oklahoma	L	67-82	4198	(17) TAYLOR, Camryn	(9) BROWN, Jillian
11/24/2023	vs Tulane	W	81-59	300	(14) VAUGHN, Yonta	(6) MCGHEE, Olivia
11/25/2023	vs LSU	L	73-76	1650	(19) CLARK, Paris	(7) BROWN, Jillian (7) CLARK, Paris
11/30/2023	Missouri	Wot	87-81	3701	(26) TAYLOR, Camryn	(13) SMITH, Alexia
12/03/2023	at La Salle	W	94-73	387	(17) JOHNSON, Kymora	(8) BROWN, Jillian
12/06/2023	Rider	W	78-51	3676	(18) TAYLOR, Camryn	(13) TAYLOR, Camryn
12/16/2023	Wofford	L	70-71	3955	(14) CLARK, Paris (14) MCGHEE, Olivia	(9) CLARKSON, London
12/21/2023	Fordham	W	82-56	4208	(26) JOHNSON, Kymora	(8) TAYLOR, Camryn
12/31/2023	NC State	L	61-72	4541	(17) TAYLOR, Camryn	(15) TAYLOR, Camryn
01/04/2024	at Georgia Tech	L	60-63	1237	(19) TAYLOR, Camryn	(12) CLARK, Paris
01/07/2024	Duke	L	56-60	5041	(17) TAYLOR, Camryn	(8) JOHNSON, Kymora
01/11/2024	at NC State	L	66-93	5500	(22) TAYLOR, Camryn	(9) SMITH, Alexia
01/14/2024	at North Carolina	L	68-81	4579	(16) TAYLOR, Camryn	(7) TAYLOR, Camryn (7) CLARKSON, London
01/18/2024	Notre Dame	L	76-86	4152	(16) CLARK, Paris (16) JOHNSON, Kymora	(8) JOHNSON, Kymora
01/21/2024	at Florida St.	W	91-87	2081	(35) JOHNSON, Kymora	(10) TAYLOR, Camryn
01/25/2024	Pittsburgh	L	52-56	3817	(17) JOHNSON, Kymora	(8) SMITH, Alexia
01/28/2024	North Carolina	W	81-66	5690	(25) JOHNSON, Kymora	(7) BRUNELLE, Sam
02/01/2024	at Virginia Tech	L	63-76	8925	(22) JOHNSON, Kymora	(8) CLARK, Paris
02/04/2024	Clemson	L	69-75	4959	(24) BRUNELLE, Sam (24) JOHNSON, Kymora	(7) CLARK, Paris
02/08/2024	at Boston College	W	73-66	756	(16) VAUGHN, Yonta	(9) NOYAN, Edessa
02/11/2024	at Wake Forest	W	87-79	1201	(23) JOHNSON, Kymora	(6) BRUNELLE, Sam (6) JOHNSON, Kymora
02/18/2024	Syracuse	L	79-85	6619	(20) TAYLOR, Camryn	(8) TAYLOR, Camryn
02/22/2024	Miami (FL)	W	77-60	3968	(21) JOHNSON, Kymora	(11) TAYLOR, Camryn
02/25/2024	at Louisville	W	73-68	10305	(22) TAYLOR, Camryn	(8) CLARK, Paris

Attendance Summary

	Games	Attend	Avg/Game
Home	16	69875	4367
Away	9	34971	3886



2023-24 VIRGINIA GAME HIGHS



2023-24 Virginia Women's Basketball Opponents Game-by-Game All games

Page 1/1
as of Feb 25, 2024

Opponent	Date	Score	W	Total		3-Pointers		Free throws		Rebounds				PF	A	TO	BLK	STL	PTS	AVG
				FG-FGA	PCT	3FG-3FGA	PCT	FT-FTA	PCT	OFF	DEF	TOT	AVG							
UMES	11/08/2023	76-52	W	20-71	.282	5-21	.238	7-10	.700	13	26	39	39.0	19	7	14	5	5	52	52.0
Campbell	11/12/2023	74-49	W	18-58	.310	7-27	.259	6-16	.375	15	25	40	39.5	21	13	21	7	5	49	50.5
William & Mary	11/15/2023	80-51	W	18-67	.269	3-19	.158	12-16	.750	13	25	38	39.0	19	10	14	3	4	51	50.7
Oklahoma	11/19/2023	67-82	L	30-62	.484	13-30	.433	9-12	.750	8	41	49	41.5	17	22	24	7	6	82	58.5
vs Tulane	11/24/2023	81-59	W	18-58	.310	6-23	.261	17-24	.708	14	29	43	41.8	10	9	19	4	10	59	58.6
vs LSU	11/25/2023	73-76	L	27-67	.403	2-8	.250	20-24	.833	18	29	47	42.7	17	16	16	2	4	76	61.5
Missouri	11/30/2023	87-81	Wot	27-60	.450	9-25	.360	18-26	.692	9	32	41	42.4	20	15	18	4	6	81	64.3
at La Salle	12/03/2023	94-73	W	27-68	.397	10-34	.294	9-13	.692	12	22	34	41.4	21	13	20	3	6	73	65.4
Rider	12/06/2023	78-51	W	22-52	.423	4-21	.190	3-6	.500	3	19	22	39.2	15	16	16	1	8	51	63.8
Wofford	12/16/2023	70-71	L	27-58	.466	11-26	.423	6-7	.857	5	22	27	38.0	17	16	18	1	11	71	64.5
Fordham	12/21/2023	82-56	W	20-64	.313	11-30	.367	5-6	.833	12	20	32	37.5	9	15	20	0	12	56	63.7
NC State	12/31/2023	61-72	L	25-70	.357	5-19	.263	17-19	.895	13	43	56	39.0	15	14	11	4	6	72	64.4
at Georgia Tech	01/04/2024	60-63	L	19-59	.322	4-18	.222	21-33	.636	15	27	42	39.2	17	10	16	2	9	63	64.3
Duke	01/07/2024	56-60	L	22-55	.400	2-18	.111	14-25	.560	12	29	41	39.4	23	11	14	9	7	60	64.0
at NC State	01/11/2024	66-93	L	32-66	.485	10-23	.435	19-23	.826	5	35	40	39.4	12	19	11	7	9	93	65.9
at North Carolina	01/14/2024	68-81	L	28-62	.452	7-17	.412	18-26	.692	8	36	44	39.7	20	20	9	6	6	81	66.9
Notre Dame	01/18/2024	76-86	L	25-56	.446	3-14	.214	33-44	.750	10	25	35	39.4	21	16	15	5	13	86	68.0
at Florida St.	01/21/2024	91-87	W	30-76	.395	5-26	.192	22-29	.759	10	20	30	38.9	16	13	3	1	7	87	69.1
Pittsburgh	01/25/2024	52-56	L	23-63	.365	4-19	.211	6-10	.600	11	30	41	39.0	15	15	20	2	11	56	68.4
North Carolina	01/28/2024	81-66	W	24-56	.429	6-16	.375	12-19	.632	8	22	30	38.6	23	17	17	4	6	66	68.3
at Virginia Tech	02/01/2024	63-76	L	31-72	.431	7-30	.233	7-8	.875	17	30	47	39.0	15	20	6	7	3	76	68.6
Clemson	02/04/2024	69-75	L	25-53	.472	6-16	.375	19-28	.679	15	26	41	39.0	13	15	14	4	7	75	68.9
at Boston College	02/08/2024	73-66	W	20-64	.313	4-12	.333	22-28	.786	14	19	33	38.8	15	15	15	3	15	66	68.8
at Wake Forest	02/11/2024	87-79	W	25-62	.403	10-31	.323	19-26	.731	12	17	29	38.4	19	13	13	0	9	79	69.2
Syracuse	02/18/2024	79-85	L	29-56	.518	12-20	.600	15-19	.789	9	26	35	38.2	13	19	16	2	6	85	69.8
Miami (FL)	02/22/2024	77-60	W	25-66	.379	2-16	.125	8-10	.800	17	20	37	38.2	16	12	13	2	3	60	69.5
at Louisville	02/25/2024	73-68	W	24-56	.429	6-17	.353	14-20	.700	12	24	36	38.1	18	12	15	2	4	68	69.4
Total		1874		661-1677	.394	174-576	.302	378-527	.717	310	719	1029	38.1	456	393	408	97	198	1874	69.4
Virginia		1994		715-1786	.400	193-609	.317	371-478	.776	390	763	1153	42.7	523	437	406	132	216	1994	73.9

Opponents Averages

Games Played	Points/game	FG Pct	3FG Pct	FT Pct	Rebounds/game	Assists/game	Turnovers/game	Assist/Turnover ratio	Steals/game	Blocks/game
27	69.4	39.4	30.2	71.7	38.1	14.6	15.1	1.0	7.3	3.6

2023-24 OPPONENT GAME HIGHS



2023-24 Virginia Women's Basketball Team High/Low Analysis All games

Page 1/4
as of Feb 25, 2024

Virginia - Game Highs

POINTS	94		at La Salle (12/03/2023)
	91		at Florida St. (01/21/2024)
	87		at Wake Forest (02/11/2024)
	87		Missouri (11/30/2023)
	82		Fordham (12/21/2023)
FIELD GOALS MADE	36		at Florida St. (01/21/2024)
	33		at La Salle (12/03/2023)
FIELD GOAL ATTEMPTS	83		Oklahoma (11/19/2023)
	82		at NC State (01/11/2024)
FIELD GOAL PERCENTAGE	.537	(36-67)	at Florida St. (01/21/2024)
	.534	(31-58)	at Wake Forest (02/11/2024)
	.534	(31-58)	Fordham (12/21/2023)
3 PT FG MADE	15		vs Tulane (N) (11/24/2023)
	13		at Wake Forest (02/11/2024)
3 PT FG ATTEMPTS	35		vs Tulane (N) (11/24/2023)
	31		vs LSU (N) (11/25/2023)
	31		UMES (11/08/2023)
3 PT FG PERCENTAGE	.579	(11-19)	North Carolina (01/28/2024)
	.545	(12-22)	Fordham (12/21/2023)
FREE THROWS MADE	23		at La Salle (12/03/2023)
	22		North Carolina (01/28/2024)
	22		Duke (01/07/2024)
FREE THROW ATTEMPTS	28		North Carolina (01/28/2024)
	26		Duke (01/07/2024)
FREE THROW PERCENTAGE	.944	(17-18)	Notre Dame (01/18/2024)
	.920	(23-25)	at La Salle (12/03/2023)
REBOUNDS	60		Rider (12/06/2023)
	60		UMES (11/08/2023)
ASSISTS	27		Syracuse (02/18/2024)
	22		Miami (FL) (02/22/2024)
	22		Clemson (02/04/2024)
	22		at La Salle (12/03/2023)
STEALS	14		Oklahoma (11/19/2023)
	13		vs Tulane (N) (11/24/2023)
BLOCKED SHOTS	10		Miami (FL) (02/22/2024)
	8		at Georgia Tech (01/04/2024)
	8		NC State (12/31/2023)
	8		William & Mary (11/15/2023)
	8		UMES (11/08/2023)
TURNOVERS	24		at Boston College (02/08/2024)
	23		Notre Dame (01/18/2024)
FOULS	35		Notre Dame (01/18/2024)
	25		Clemson (02/04/2024)
	25		at North Carolina (01/14/2024)
	25		Duke (01/07/2024)

2023-24 VIRGINIA GAME LOWS



2023-24 Virginia Women's Basketball Team High/Low Analysis All games

Page 2/4
as of Feb 25, 2024

Opponent - Game Highs

POINTS	93		at NC State (01/11/2024)
	87		at Florida St. (01/21/2024)
	86		Notre Dame (01/18/2024)
	85		Syracuse (02/18/2024)
	82		Oklahoma (11/19/2023)
FIELD GOALS MADE	32		at NC State (01/11/2024)
	31		at Virginia Tech (02/01/2024)
FIELD GOAL ATTEMPTS	76		at Florida St. (01/21/2024)
	72		at Virginia Tech (02/01/2024)
FIELD GOAL PERCENTAGE	.518	(29-56)	Syracuse (02/18/2024)
	.485	(32-66)	at NC State (01/11/2024)
3 PT FG MADE	13		Oklahoma (11/19/2023)
	12		Syracuse (02/18/2024)
3 PT FG ATTEMPTS	34		at La Salle (12/03/2023)
	31		at Wake Forest (02/11/2024)
3 PT FG PERCENTAGE	.600	(12-20)	Syracuse (02/18/2024)
	.435	(10-23)	at NC State (01/11/2024)
FREE THROWS MADE	33		Notre Dame (01/18/2024)
	22		at Boston College (02/08/2024)
	22		at Florida St. (01/21/2024)
FREE THROW ATTEMPTS	44		Notre Dame (01/18/2024)
	33		at Georgia Tech (01/04/2024)
FREE THROW PERCENTAGE	.895	(17-19)	NC State (12/31/2023)
	.875	(7-8)	at Virginia Tech (02/01/2024)
REBOUNDS	56		NC State (12/31/2023)
	49		Oklahoma (11/19/2023)
ASSISTS	22		Oklahoma (11/19/2023)
	20		at Virginia Tech (02/01/2024)
	20		at North Carolina (01/14/2024)
STEALS	15		at Boston College (02/08/2024)
	13		Notre Dame (01/18/2024)
BLOCKED SHOTS	9		Duke (01/07/2024)
	7		at Virginia Tech (02/01/2024)
	7		at NC State (01/11/2024)
	7		Oklahoma (11/19/2023)
	7		Campbell (11/12/2023)
TURNOVERS	24		Oklahoma (11/19/2023)
	21		Campbell (11/12/2023)
FOULS	23		North Carolina (01/28/2024)
	23		Duke (01/07/2024)

2023-24 OPPONENT GAME LOWS



2023-24 Virginia Women's Basketball Team High/Low Analysis All games

Page 3/4
as of Feb 25, 2024

Virginia - Game Lows

POINTS	52		Pittsburgh (01/25/2024)
	56		Duke (01/07/2024)
	60		at Georgia Tech (01/04/2024)
	61		NC State (12/31/2023)
	63		at Virginia Tech (02/01/2024)
FIELD GOALS MADE	16		Duke (01/07/2024)
	17		Pittsburgh (01/25/2024)
FIELD GOAL ATTEMPTS	50		North Carolina (01/28/2024)
	54		Duke (01/07/2024)
FIELD GOAL PERCENTAGE	.278	(20-72)	NC State (12/31/2023)
	.283	(17-60)	Pittsburgh (01/25/2024)
3 PT FG MADE	1		at Georgia Tech (01/04/2024)
	1		Oklahoma (11/19/2023)
3 PT FG ATTEMPTS	10		Duke (01/07/2024)
	13		at Boston College (02/08/2024)
3 PT FG PERCENTAGE	.043	(1-23)	Oklahoma (11/19/2023)
	.063	(1-16)	at Georgia Tech (01/04/2024)
FREE THROWS MADE	5		Clemson (02/04/2024)
	6		at NC State (01/11/2024)
	6		vs Tulane (N) (11/24/2023)
FREE THROW ATTEMPTS	7		vs Tulane (N) (11/24/2023)
	8		at NC State (01/11/2024)
FREE THROW PERCENTAGE	.556	(5-9)	Clemson (02/04/2024)
	.632	(12-19)	NC State (12/31/2023)
REBOUNDS	30		Clemson (02/04/2024)
	31		at Virginia Tech (02/01/2024)
ASSISTS	6		at Virginia Tech (02/01/2024)
	11		Duke (01/07/2024)
STEALS	3		at Florida St. (01/21/2024)
	4		Clemson (02/04/2024)
	4		at Virginia Tech (02/01/2024)
BLOCKED SHOTS	0		at North Carolina (01/14/2024)
	1		at Virginia Tech (02/01/2024)
TURNOVERS	9		at Virginia Tech (02/01/2024)
	10		Rider (12/06/2023)
	10		Missouri (11/30/2023)
FOULS	9		Fordham (12/21/2023)
	11		Rider (12/06/2023)

2023-24 VIRGINIA INDIVIDUAL GAME HIGHS



2023-24 Virginia Women's Basketball Team High/Low Analysis All games

Page 4/4
as of Feb 25, 2024

Opponent - Game Lows

POINTS	49		Campbell (11/12/2023)
	51		Rider (12/06/2023)
	51		William & Mary (11/15/2023)
	52		UMES (11/08/2023)
	56		Pittsburgh (01/25/2024)
	56		Fordham (12/21/2023)
FIELD GOALS MADE	18		vs Tulane (N) (11/24/2023)
	18		William & Mary (11/15/2023)
	18		Campbell (11/12/2023)
FIELD GOAL ATTEMPTS	52		Rider (12/06/2023)
	53		Clemson (02/04/2024)
FIELD GOAL PERCENTAGE	.269	(18-67)	William & Mary (11/15/2023)
	.282	(20-71)	UMES (11/08/2023)
3 PT FG MADE	2		Miami (FL) (02/22/2024)
	2		Duke (01/07/2024)
	2		vs LSU (N) (11/25/2023)
3 PT FG ATTEMPTS	8		vs LSU (N) (11/25/2023)
	12		at Boston College (02/08/2024)
3 PT FG PERCENTAGE	.111	(2-18)	Duke (01/07/2024)
	.125	(2-16)	Miami (FL) (02/22/2024)
FREE THROWS MADE	3		Rider (12/06/2023)
	5		Fordham (12/21/2023)
FREE THROW ATTEMPTS	6		Fordham (12/21/2023)
	6		Rider (12/06/2023)
FREE THROW PERCENTAGE	.375	(6-16)	Campbell (11/12/2023)
	.500	(3-6)	Rider (12/06/2023)
REBOUNDS	22		Rider (12/06/2023)
	27		Wofford (12/16/2023)
ASSISTS	7		UMES (11/08/2023)
	9		vs Tulane (N) (11/24/2023)
STEALS	3		Miami (FL) (02/22/2024)
	3		at Virginia Tech (02/01/2024)
BLOCKED SHOTS	0		at Wake Forest (02/11/2024)
	0		Fordham (12/21/2023)
TURNOVERS	3		at Florida St. (01/21/2024)
	6		at Virginia Tech (02/01/2024)
FOULS	9		Fordham (12/21/2023)
	10		vs Tulane (N) (11/24/2023)

2023-24 OPPONENT INDIVIDUAL GAME HIGHS



2023-24 Virginia Women's Basketball Player Highs Analysis All games

Page 1/4
as of Feb 25, 2024

Virginia - Individual Game Highs

POINTS	35		Kymora Johnson at Florida St. (01/21/2024)
	26		Kymora Johnson vs Fordham (12/21/2023)
	26		Camryn Taylor vs Missouri (11/30/2023)
	25		Kymora Johnson vs North Carolina (01/28/2024)
	24		Sam Brunelle vs Clemson (02/04/2024)
	24		Kymora Johnson vs Clemson (02/04/2024)
FIELD GOALS MADE	14		Kymora Johnson at Florida St. (01/21/2024)
	10		Kymora Johnson vs Clemson (02/04/2024)
	10		Kymora Johnson vs Fordham (12/21/2023)
	10		Camryn Taylor vs Missouri (11/30/2023)
FIELD GOAL ATTEMPTS	21		Kymora Johnson vs NC State (12/31/2023)
	20		Kymora Johnson vs Clemson (02/04/2024)
	20		Kymora Johnson at Virginia Tech (02/01/2024)
	20		Kymora Johnson at Florida St. (01/21/2024)
FIELD GOAL PERCENTAGE (min 5 made)	1.000	(6-6)	Kymora Johnson at La Salle (12/03/2023)
	.833	(5-6)	London Clarkson vs Missouri (11/30/2023)
3 PT FG MADE	6		Sam Brunelle vs Clemson (02/04/2024)
	6		Kymora Johnson vs Fordham (12/21/2023)
3 PT FG ATTEMPTS	11		Sam Brunelle vs Clemson (02/04/2024)
	11		Kymora Johnson vs NC State (12/31/2023)
	11		Sam Brunelle vs LSU (N) (11/25/2023)
3 PT FG PERCENTAGE (min 2 made)	1.000	(2-2)	Camryn Taylor at Wake Forest (02/11/2024)
	1.000	(2-2)	Yonta Vaughn at Boston College (02/08/2024)
	1.000	(2-2)	Jillian Brown at Florida St. (01/21/2024)
	1.000	(2-2)	Camryn Taylor at NC State (01/11/2024)
	1.000	(2-2)	Paris Clark vs NC State (12/31/2023)
	1.000	(2-2)	Olivia McGhee vs NC State (12/31/2023)
FREE THROWS MADE	10		Camryn Taylor at La Salle (12/03/2023)
	8		Camryn Taylor vs UMES (11/08/2023)
FREE THROW ATTEMPTS	10		Alexia Smith vs North Carolina (01/28/2024)
	10		Camryn Taylor at La Salle (12/03/2023)
FREE THROW PERCENTAGE (min 3 made)	1.000	(10-10)	Camryn Taylor at La Salle (12/03/2023)
	1.000	(6-6)	Camryn Taylor vs Campbell (11/12/2023)
	1.000	(6-6)	London Clarkson vs Campbell (11/12/2023)
	1.000	(6-6)	Jillian Brown vs Campbell (11/12/2023)
	1.000	(5-5)	Paris Clark vs North Carolina (01/28/2024)
	1.000	(5-5)	Camryn Taylor vs Oklahoma (11/19/2023)
	1.000	(5-5)	Jillian Brown vs UMES (11/08/2023)
	1.000	(4-4)	Kymora Johnson at Wake Forest (02/11/2024)
	1.000	(4-4)	Kymora Johnson at Boston College (02/08/2024)
	1.000	(4-4)	Kymora Johnson at Virginia Tech (02/01/2024)
	1.000	(4-4)	Edessa Noyan at Florida St. (01/21/2024)
	1.000	(4-4)	Jillian Brown vs Notre Dame (01/18/2024)
	1.000	(4-4)	Camryn Taylor at North Carolina (01/14/2024)
	1.000	(4-4)	Kymora Johnson vs Duke (01/07/2024)
	1.000	(4-4)	Camryn Taylor at Georgia Tech (01/04/2024)
	1.000	(4-4)	Kaydan Lawson at Georgia Tech (01/04/2024)
	1.000	(4-4)	Cady Pauley vs Rider (12/06/2023)
	1.000	(4-4)	Camryn Taylor vs Rider (12/06/2023)
	1.000	(4-4)	Paris Clark vs LSU (N) (11/25/2023)
	1.000	(4-4)	Kymora Johnson vs UMES (11/08/2023)

NCAA STATISTICAL LEADERS

Virginia - 2023-24 Women's Basketball Ranking Summary thru games 02/27/2024

Statistic	National Rank	Conference Rank	Value	National Leader	Value	Conference Leader	Value
Assist/Turnover Ratio (349 ranked)	59	6	1.08	Green Bay	1.71	Virginia Tech	1.40
Assists Per Game (349 ranked)	42	3	16.2	Iowa	21.3	Virginia Tech	17.3
Bench Points Per Game (349 ranked)	42	3	23.4	Murray St.	37.1	Miami (FL)	25.8
Blocks Per Game (349 ranked)	23	3	4.9	South Carolina	8.5	Duke	6.2
Field Goal Percentage (349 ranked)	199	13	40.0	Indiana	51.8	Virginia Tech	46.3
Field Goal Percentage Defense (349 ranked)	138	8	39.4	South Carolina	31.1	Duke	35.8
Fouls Per Game (349 ranked)	310	15	19.4	Dartmouth	10.9	NC State	12.8
Free Throw Attempts Per Game (349 ranked)	121	7	17.70	LSU	27.79	Louisville	20.38
Free Throw Percentage (349 ranked)	21	2	77.6	Santa Clara	81.8	Virginia Tech	77.7
Free Throws Made Per Game (349 ranked)	67	5	13.74	LSU	20.57	Louisville	15.34
Rebound Margin (349 ranked)	68	7	4.6	LSU	14.5	Virginia Tech	9.2
Rebounds (Defensive) Per Game (349 ranked)	38	4	28.3	South Carolina	32.6	NC State	31.7
Rebounds (Offensive) Per Game (349 ranked)	26	2	14.4	Ga. Southern	17.8	Syracuse	16.1
Rebounds Per Game (349 ranked)	13	2	42.70	LSU	47.36	NC State	43.43
Scoring Defense (349 ranked)	277	12	69.4	UAlbany	51.2	Duke	57.8
Scoring Margin (349 ranked)	131	10	4.4	South Carolina	32.9	Notre Dame	19.2
Scoring Offense (349 ranked)	52	7	73.9	Iowa	92.1	Florida St.	80.9
Steals Per Game (349 ranked)	146	8	8.0	Niagara	14.7	Notre Dame	11.8
Three Point Attempts Per Game (349 ranked)	66	3	22.6	Marshall	31.2	Virginia Tech	25.8
Three Point Percentage (349 ranked)	143	10	31.7	Indiana	40.8	Virginia Tech	35.6
Three Point Percentage Defense (349 ranked)	148	5	30.2	VCU	23.5	Notre Dame	27.2
Three Pointers Per Game (349 ranked)	79	3	7.1	Montana	11.2	Virginia Tech	9.2
Turnover Margin (349 ranked)	187	12	0.07	West Virginia	8.75	Notre Dame	4.85
Turnovers Forced Per Game (349 ranked)	220	10	15.11	Niagara	26.78	Boston College	20.72
Turnovers Per Game (349 ranked)	123	8	15.0	Colorado St.	9.0	Florida St.	12.0
Winning Percentage (349 ranked)	175	10	51.9	South Carolina	100.0	Virginia Tech	85.2

Statistic	Player	National Rank	Conference Rank	Value	National Leader	Value	Conference Leader	Value
Assist/Turnover Ratio (250 ranked)	Kymora Johnson	84	4	1.84	Kiara Jackson, UNLV	3.18	Kaylah Ivey, Boston College	2.96
Assists (148 ranked)	Kymora Johnson	25	5	147	Caitlin Clark, Iowa	239	Georgia Amooore, Virginia Tech	198
Assists Per Game (250 ranked)	Kymora Johnson	24	3	5.4	Caitlin Clark, Iowa	8.5	Georgia Amooore, Virginia Tech	7.6
Blocks (146 ranked)					Cameron Brink, Stanford	96	Makayla Timpson, Florida St.	74
Blocks Per Game (247 ranked)	Camryn Taylor	198	17	1.00	Cameron Brink, Stanford	3.69	Makayla Timpson, Florida St.	2.64
Double Doubles (46 ranked)					Lauren Gustin, BYU	27	Elizabeth Kitley, Virginia Tech	19
Field Goal Attempts (149 ranked)	Kymora Johnson	81	9	372	Caitlin Clark, Iowa	635	Dyaisha Fair, Syracuse	522
Field Goal Percentage (250 ranked)	Camryn Taylor	92	6	48.8	Mackenzie Holmes, Indiana	66.6	Makayla Timpson, Florida St.	57.9
	Kymora Johnson	211	15	41.7				
Field Goals (148 ranked)	Kymora Johnson	121	11	155	Caitlin Clark, Iowa	295	Elizabeth Kitley, Virginia Tech	265
Free Throw Attempts (148 ranked)					Angel Reese, LSU	211	Deja Kelly, North Carolina	207
Free Throw Percentage (250 ranked)	Camryn Taylor	70	4	84.0	Maya McDermott, UNI	95.5	Kiki Jefferson, Louisville	90.0
Free Throws (149 ranked)					Izzy Higginbottom, Arkansas St.	175	Deja Kelly, North Carolina	148
Minutes Per Game (150 ranked)					Benthe Versteeg, Sacramento St.	38.39	Dyaisha Fair, Syracuse	37.01
Points (197 ranked)	Kymora Johnson	133	12	417	Caitlin Clark, Iowa	900	Hannah Hidalgo, Notre Dame	640
Points Per Game (250 ranked)	Kymora Johnson	139	11	15.4	Caitlin Clark, Iowa	32.1	Hannah Hidalgo, Notre Dame	23.7
	Camryn Taylor	175	13	14.9				
Rebounds (149 ranked)					Lauren Gustin, BYU	444	Elizabeth Kitley, Virginia Tech	312
Rebounds (Defensive) Per Game (30 ranked)					Lauren Gustin, BYU	10.3	Elizabeth Kitley, Virginia Tech	8.0
Rebounds (Offensive) Per Game (30 ranked)					Angel Reese, LSU	5.8		
Rebounds Per Game (250 ranked)					Lauren Gustin, BYU	15.3	Elizabeth Kitley, Virginia Tech	11.6
Steals (145 ranked)	Kymora Johnson	145	10	50	Hannah Hidalgo, Notre Dame	132	Hannah Hidalgo, Notre Dame	132
Steals Per Game (248 ranked)	Kymora Johnson	158	8	1.85	Hannah Hidalgo, Notre Dame	4.89	Hannah Hidalgo, Notre Dame	4.89
Three Point Attempts (147 ranked)	Kymora Johnson	100	7	163	Caitlin Clark, Iowa	381	Dyaisha Fair, Syracuse	264
Three Point Percentage (159 ranked)					Te-Hina Paopao, South Carolina	48.9	Matilda Ekh, Virginia Tech	40.4
Three Pointers (147 ranked)	Kymora Johnson	147	7	53	Caitlin Clark, Iowa	148	Dyaisha Fair, Syracuse	99
Three Pointers Per Game (246 ranked)	Kymora Johnson	161	7	1.96	Caitlin Clark, Iowa	5.29	Dyaisha Fair, Syracuse	3.54
Triple Doubles (6 ranked)					Caitlin Clark, Iowa	5	Zoe Brooks, NC State	1
							Alyssa Ustby, North Carolina	1
							Hannah Hidalgo, Notre Dame	1



OLIVIA MCGHEE

Freshman • Guard • 6-2
 Louisa, Va. • IMG Academy

2023-24

- Scored a season-high 22 points on 9-of-15 shooting in 87-79 win at Wake Forest (2/11)
- Tied her then-season high of 14 points against Wofford (12/16) and No. 19 Notre Dame (1/18)
- Scored 14 points and tallied five rebounds against No. 25 Oklahoma (11/19)

HIGH SCHOOL

- Ranked No. 45 in the 2023 espnW HoopGurlz recruit rankings
- Four-star recruit
- McDonald's All-America nominee
- Played three years at Louisa County High before transferring to IMG Academy in Florida for her senior season
- Led Louisa County to the program's first Class 4 State Championship her sophomore season, averaging 22.8 points and 11.5 rebounds per game
- 2021 Central Virginia Girls Basketball Player of the Year
- 2020 Second Team All-State
- As a freshman, she led the Jefferson District in scoring

CAREER STATISTICS

MCGHEE, Olivia

SEASON	TEAM	GP-GS	MIN	Field Goals			3-Point		F-Throws		Rebounds				Scoring						
				FG-FGA	FG%	3FG-3FGA	3FG%	FT-FTA	FT%	OFF	DEF	TOT	AVG	PF-FO	A	TO	BLK	STL	PTS	AVG	
2023-24	UVa	27-8	417	15.4	63-161	.391	23-78	.295	20-23	.870	19	38	57	2.1	25-0	11	27	6	15	169	6.3
TOTAL		27-8	417/15.4	63-161	.391	23-78	.295	20-23	.870	19	38	57	2.1	25-0	11	27	6	15	169	6.3	

Single Game Highs

Statistic	Value
Points	22 at Wake Forest 02/11/24
Rebounds	7 vs UMES 11/08/23
Assists	2 vs Tulane 11/24/23, vs Syracuse 02/18/24
Steals	2 5 times
Blocks	2 vs UMES 11/08/23
FG Made	9 at Wake Forest 02/11/24
FG Attempts	15 vs Oklahoma 11/19/23, vs Wofford 12/16/23, at Wake Forest 02/11/24
3FG Made	3 at Wake Forest 02/11/24
3FG Attempts	8 at Wake Forest 02/11/24
FT Made	3 vs NC State 12/31/23
FT Attempts	4 vs NC State 12/31/23

2023-24 GAME-BY-GAME STATISTICS

#0 MCGHEE, Olivia

Opponent	Date	GS	MIN	Total		3-Pointers		Free throws		Rebounds				PF	A	TO	BLK	STL	PTS	AVG
				FG-FGA	PCT	3FG-3FGA	PCT	FT-FTA	PCT	OFF	DEF	TOT	AVG							
UMES	11/08/2023		24:19	4-8	.500	2-4	.500	2-3	.667	1	6	7	7.0	1	0	2	2	0	12	12.0
Campbell	11/12/2023		20:23	1-3	.333	1-2	.500	2-2	1.000	1	1	2	4.5	1	0	2	0	2	5	8.5
William & Mary	11/15/2023		13:26	3-6	.500	2-3	.667	2-2	1.000	1	0	1	3.3	0	0	1	0	2	10	9.0
Oklahoma	11/19/2023		26:32	6-15	.400	0-5	.000	2-2	1.000	1	4	5	3.8	3	0	1	1	1	14	10.3
vs Tulane	11/24/2023	*	15:07	3-10	.300	1-5	.200	2-2	1.000	3	3	6	4.2	0	2	1	0	0	9	10.0
vs LSU	11/25/2023		04:40	0-2	.000	0-1	.000	0-0	.000	0	1	1	3.7	1	0	1	0	0	0	8.3
Missouri	11/30/2023		03:46	0-2	.000	0-2	.000	0-0	.000	0	0	0	3.1	1	0	1	0	0	0	7.1
at La Salle	12/03/2023		08:49	1-1	1.000	0-0	.000	0-0	.000	0	0	0	2.8	1	0	0	0	0	2	6.5
Rider	12/06/2023		07:15	2-4	.500	1-3	.333	0-0	.000	0	0	0	2.4	0	0	0	0	0	5	6.3
Wofford	12/16/2023		25:40	6-15	.400	2-6	.333	0-0	.000	1	2	3	2.5	1	0	1	0	1	14	7.1
Fordham	12/21/2023		17:15	2-8	.250	1-5	.200	0-0	.000	0	2	2	2.5	0	1	1	0	2	5	6.9
NC State	12/31/2023		18:09	3-4	.750	2-2	1.000	3-4	.750	1	0	1	2.3	2	0	1	0	2	11	7.3
at Georgia Tech	01/04/2024		04:20	0-1	.000	0-1	.000	0-0	.000	0	1	1	2.2	0	0	1	0	0	0	6.7
Duke	01/07/2024		05:12	0-3	.000	0-1	.000	0-0	.000	0	1	1	2.1	0	0	0	0	1	0	6.2
at NC State	01/11/2024		22:25	3-10	.300	1-4	.250	2-2	1.000	2	2	4	2.3	1	0	4	0	1	9	6.4
at North Carolina	01/14/2024		21:36	4-7	.571	2-4	.500	2-3	.667	1	3	4	2.4	1	1	2	0	0	12	6.8
Notre Dame	01/18/2024	*	29:19	5-10	.500	2-4	.500	2-2	1.000	0	2	2	2.4	4	1	1	0	2	14	7.2
at Florida St.	01/21/2024	*	24:26	5-10	.500	2-5	.400	0-0	.000	0	2	2	2.3	2	1	1	0	0	12	7.4
Pittsburgh	01/25/2024	*	21:59	2-9	.222	1-4	.250	0-0	.000	2	1	3	2.4	0	1	1	0	0	5	7.3
North Carolina	01/28/2024	*	11:24	0-1	.000	0-0	.000	0-0	.000	0	1	1	2.3	0	0	1	1	0	0	7.0
at Virginia Tech	02/01/2024	*	05:22	0-3	.000	0-1	.000	0-0	.000	0	0	0	2.2	0	0	0	0	0	0	6.6
Clemson	02/04/2024		09:23	0-1	.000	0-1	.000	0-0	.000	1	0	1	2.1	1	1	1	0	0	0	6.3
at Boston College	02/08/2024		12:15	3-5	.600	0-2	.000	0-0	.000	0	2	2	2.1	4	0	0	1	0	6	6.3
at Wake Forest	02/11/2024	*	33:22	9-15	.600	3-8	.375	1-1	1.000	3	2	5	2.3	0	0	2	0	1	22	7.0
Syracuse	02/18/2024	*	24:05	1-6	.167	0-3	.000	0-0	.000	1	1	2	2.2	1	2	1	1	0	2	6.8
Miami (FL)	02/22/2024		03:24	0-1	.000	0-1	.000	0-0	.000	0	1	1	2.2	0	1	0	0	0	0	6.5
at Louisville	02/25/2024		02:59	0-1	.000	0-1	.000	0-0	.000	0	0	0	2.1	0	0	0	0	0	0	6.3
Totals		8	416:51	63-161	.391	23-78	.295	20-23	.870	19	38	57	2.1	25	11	27	6	15	169	6.3

Player Averages

Games Played	Minutes/game	Points/game	FG Pct	3FG Pct	FT Pct	Rebounds/game	Assists/game	Turnovers/game	Assist/Turnover ratio	Steals/game	Blocks/game
27	15.4	6.3	39.1	29.5	87.0	2.1	0.4	1.0	0.4	0.6	0.2



1 Paris Clark

Sophomore • Guard • 5-8
Bronx, N.Y. • Long Island Lutheran • Arizona

2023-24

- Recorded her first career double-double with 13 points and a career-high 12 rebounds at Georgia Tech (1/4)
- Tied for a team-best 14 points against Wofford (12/16)
- Scored a career-high 19 points, including 15 in the first half, against No. 7 LSU (11/25)
- Ranked the No. 33 incoming transfer according to ESPN

2022-23 (at Arizona)

- Played in 24 games, including 14 conference matchups
- Averaged 3.8 points per game and totaled three double-digit scoring performances
- Nearly had a double-double at Oregon with 10 rebounds and nine points
- Made a strong career debut with 10 points, seven rebounds and six steals against NAU
- Tallied nine points and six rebounds at Cal alongside two assists and a steal

High School

- 2022 McDonald's All-American
- 2022 Jordan Brand All-American
- 2022 SLAM All-American
- 2022 New York Gatorade Player of the Year
- Five star recruit ranked No. 21 in the espnW HoopGurlz overall recruit rankings and No. 5 at her position
- Averaged 25.2 points, 8.3 rebounds, 6.1 assists and 4.0 steals at Long Island Lutheran High School
- Long Island Player of the Year as senior

CAREER STATISTICS

CLARK, Paris

SEASON	TEAM	GP-GS	MIN/AVG	Field Goals		3-Point		F-Throws		Rebounds				Scoring						
				FG-FGA	FG%	3FG-3FGA	3FG%	FT-FTA	FT%	OFF	DEF	TOT	AVG	PF-FO	A	TO	BLK	STL	PTS	AVG
2022-23	UA	24-0	318/13.3	36-99	.364	9-26	.346	11-24	.458	28	38	66	2.8	36-0	24	14	2	15	92	3.8
2023-24	UVa	24-21	578/24.1	87-214	.407	15-45	.333	43-58	.741	41	70	111	4.6	61-1	44	55	13	33	232	9.7
TOTAL FOR UVa		24-21	578/24.1	87-214	.407	15-45	.333	43-58	.741	41	70	111	4.6	61-1	44	55	13	33	232	9.7
TOTAL		48-21	896/18.7	123-313	.393	24-71	.338	54-82	.659	69	108	177	3.7	97-1	68	69	15	48	324	6.8

Single Game Highs

Statistic	Value
Points	19 vs LSU 11/25/23
Rebounds	12 at Georgia Tech 01/04/24
Assists	4 6 times
Steals	6 vs Northern Ariz. 11/10/22
Blocks	2 vs Missouri 11/30/23, vs Clemson 02/04/24, vs Syracuse 02/18/24
FG Made	7 vs LSU 11/25/23, vs Syracuse 02/18/24
FG Attempts	17 vs LSU 11/25/23
3FG Made	2 4 times
3FG Attempts	5 vs LSU 11/25/23
FT Made	5 vs North Carolina 01/28/24, at Virginia Tech 02/01/24
FT Attempts	8 at Oregon St. 02/25/23, at Virginia Tech 02/01/24

2023-24 GAME-BY-GAME STATISTICS

#1 CLARK, Paris

Opponent	Date	GS	MIN	Total		3-Pointers		Free throws		Rebounds				PF	A	TO	BLK	STL	PTS	AVG
				FG-FGA	PCT	3FG-3FGA	PCT	FT-FTA	PCT	OFF	DEF	TOT	AVG							
Oklahoma	11/19/2023		07:26	0-2	.000	0-1	.000	0-0	.000	0	0	0	0.0	1	0	1	0	0	0	0.0
vs Tulane	11/24/2023		15:02	2-4	.500	1-2	.500	0-0	.000	0	2	2	1.0	3	0	1	0	0	5	2.5
vs LSU	11/25/2023	*	26:03	7-17	.412	1-5	.200	4-4	1.000	2	5	7	3.0	3	0	1	0	3	19	8.0
Missouri	11/30/2023	*	29:24	6-13	.462	2-3	.667	0-0	.000	2	2	4	3.3	4	2	2	2	2	14	9.5
at La Salle	12/03/2023	*	17:15	5-10	.500	0-3	.000	2-2	1.000	2	4	6	3.8	1	1	2	0	0	12	10.0
Rider	12/06/2023	*	13:28	1-6	.167	0-2	.000	0-0	.000	3	1	4	3.8	0	0	2	1	0	2	8.7
Wofford	12/16/2023	*	24:54	5-9	.556	1-3	.333	3-3	1.000	3	2	5	4.0	2	3	1	0	1	14	9.4
Fordham	12/21/2023	*	21:20	6-10	.600	1-1	1.000	2-2	1.000	0	2	2	3.8	1	4	3	0	2	15	10.1
NC State	12/31/2023	*	17:27	2-6	.333	2-2	1.000	1-2	.500	0	2	2	3.6	2	0	1	0	0	7	9.8
at Georgia Tech	01/04/2024	*	33:59	5-14	.357	0-1	.000	3-4	.750	7	5	12	4.4	3	3	4	1	3	13	10.1
Duke	01/07/2024	*	15:13	0-4	.000	0-0	.000	2-2	1.000	1	0	1	4.1	3	0	2	1	0	2	9.4
at NC State	01/11/2024	*	18:54	3-11	.273	0-1	.000	0-0	.000	3	3	6	4.3	4	0	2	0	2	6	9.1
at North Carolina	01/14/2024	*	24:47	1-8	.125	0-0	.000	2-2	1.000	1	1	2	4.1	4	1	1	0	1	4	8.7
Notre Dame	01/18/2024		27:22	6-11	.545	2-3	.667	2-2	1.000	0	7	7	4.3	4	4	4	1	3	16	9.2
at Florida St.	01/21/2024	*	18:00	2-5	.400	0-1	.000	1-2	.500	2	2	4	4.3	2	3	6	0	0	5	8.9
Pittsburgh	01/25/2024	*	27:41	2-8	.250	1-3	.333	2-4	.500	1	2	3	4.2	1	2	4	1	3	7	8.8
North Carolina	01/28/2024	*	31:27	4-5	.800	1-1	1.000	5-5	1.000	1	0	1	4.0	3	3	5	0	5	14	9.1
at Virginia Tech	02/01/2024	*	28:10	6-13	.462	1-3	.333	5-8	.625	0	8	8	4.2	2	0	1	0	1	18	9.6
Clemson	02/04/2024	*	29:55	2-8	.250	0-1	.000	0-4	.000	3	4	7	4.4	3	4	1	2	1	4	9.3
at Boston College	02/08/2024	*	31:05	6-11	.545	0-1	.000	2-2	1.000	1	2	3	4.3	4	1	5	0	2	14	9.6
at Wake Forest	02/11/2024	*	28:26	2-6	.333	1-2	.500	1-2	.500	2	3	5	4.3	3	4	3	1	2	6	9.4
Syracuse	02/18/2024	*	27:15	7-11	.636	0-1	.000	2-2	1.000	3	4	7	4.5	5	4	1	2	1	16	9.7
Miami (FL)	02/22/2024	*	26:11	2-10	.200	1-4	.250	2-4	.500	2	3	5	4.5	1	3	2	1	0	7	9.6
at Louisville	02/25/2024	*	37:01	5-12	.417	0-1	.000	2-2	1.000	2	6	8	4.6	2	2	0	0	1	12	9.7
Totals		21	577:46	87-214	.407	15-45	.333	43-58	.741	41	70	111	4.6	61	44	55	13	33	232	9.7

Player Averages

Games Played	Minutes/game	Points/game	FG Pct	3FG Pct	FT Pct	Rebounds/game	Assists/game	Turnovers/game	Assist/Turnover ratio	Steals/game	Blocks/game
24	24.1	9.7	40.7	33.3	74.1	4.6	1.8	2.3	0.8	1.4	0.5



4 Jillian Brown

Junior • Guard • 5-10

Grand Rapids, Mich. • East Grand Rapids HS • Northwestern

2023-24

- Tied her career best of four steals along with 12 points and eight rebounds at La Salle (12/3)
- Recorded first career double-double (14 pts, 13 rebounds) in 76-52 season-opening win over UMES (Nov. 8).

At Northwestern (2021-23)

- Appeared in 57 games with 34 starts, including starting 25 of 27 contests her freshman season
- Averaged 8.0 points, 3.8 rebounds and 2.0 assists per game her freshman season with two 17-point games
- Averaged 6.6 points, 3.4 rebounds and 1.0 assists per game her sophomore season
- Turned in a career performance in the win over No. 4 Michigan, scoring a team-high 18 points while adding eight rebounds, three steals, two blocks and two assists (2/13/22)

High School

- Ranked the No. 44 overall recruit in her class by Prospects Nation, No. 50 by ESPN
- 2021 Jersey Mike's Naismith National High School Girls Trophy Watch List
- Averaged 22.4 points, 8 rebounds, 4.2 assists and 3 steals per game during her junior season at East Grand Rapids High, while shooting 35.0 percent from 3FG

CAREER STATISTICS

BROWN, Jillian

SEASON	TEAM	GP-GS	MIN/AVG	Field Goals		3-Point		F-Throws		Rebounds				Scoring						
				FG-FGA	FG%	3FG-3FGA	3FG%	FT-FTA	FT%	OFF	DEF	TOT	AVG	PF-FO	A	TO	BLK	STL	PTS	AVG
2021-22	NU	27-25	799/29.6	75-225	.333	33-123	.268	32-44	.727	22	80	102	3.8	63-1	53	56	12	23	215	8.0
2022-23	NU	30-9	642/21.4	64-221	.290	20-101	.198	50-59	.847	30	72	102	3.4	62-1	30	50	10	30	198	6.6
2023-24	UVa	25-8	463/18.5	48-138	.348	11-40	.275	33-39	.846	36	86	122	4.9	45-0	41	35	12	15	140	5.6
TOTAL FOR UVa		25-8	463/18.5	48-138	.348	11-40	.275	33-39	.846	36	86	122	4.9	45-0	41	35	12	15	140	5.6
TOTAL		82-42	1903/23.2	187-584	.320	64-264	.242	115-142	.810	88	238	326	4.0	170-2	124	141	34	68	553	6.7

Single Game Highs

Statistic	Value	
Points	18	vs Michigan 02/13/22
Rebounds	13	vs UMES 11/08/23
Assists	7	vs South Dakota 11/25/21
Steals	4	at Michigan 12/04/22, at La Salle 12/03/23
Blocks	3	vs UMES 11/08/23
FG Made	7	vs Michigan 02/13/22, at DePaul 11/21/21, vs William & Mary 11/15/23
FG Attempts	18	at DePaul 11/21/21
3FG Made	4	vs Valparaiso 11/27/22
3FG Attempts	9	vs Valparaiso 11/27/22
FT Made	8	vs Ohio St. 12/28/22
FT Attempts	8	at Penn St. 02/06/22, vs Ohio St. 12/28/22

2023-24 GAME-BY-GAME STATISTICS

#4 BROWN, Jillian

Opponent	Date	GS	MIN	Total		3-Pointers		Free throws		Rebounds				PF	A	TO	BLK	STL	PTS	AVG	
				FG-FGA	PCT	3FG-3FGA	PCT	FT-FTA	PCT	OFF	DEF	TOT	AVG								
UMES	11/08/2023	*	30:28	4-10	.400	1-5	.200	5-5	1.000	1	12	13	13.0	3	1	3	3	1	14	14.0	
Campbell	11/12/2023	*	28:15	3-12	.250	0-4	.000	6-6	1.000	2	5	7	10.0	2	2	0	1	1	12	13.0	
William & Mary	11/15/2023	*	26:32	7-13	.538	1-2	.500	2-2	1.000	1	6	7	9.0	2	2	1	0	1	17	14.3	
Oklahoma	11/19/2023	*	18:09	0-6	.000	0-3	.000	0-0	.000	1	8	9	9.0	1	2	2	0	0	0	10.8	
vs Tulane	11/24/2023	*	14:29	2-7	.286	0-1	.000	1-1	1.000	2	1	3	7.8	1	2	1	0	1	5	9.6	
vs LSU	11/25/2023		18:48	2-3	.667	0-0	.000	1-2	.500	4	3	7	7.7	1	3	2	1	1	5	8.8	
Missouri	11/30/2023		16:48	0-4	.000	0-2	.000	5-6	.833	0	2	2	6.9	2	3	0	1	0	5	8.3	
at La Salle	12/03/2023		20:11	5-10	.500	0-3	.000	2-2	1.000	4	4	8	7.0	2	3	1	0	4	12	8.8	
Rider	12/06/2023		19:22	3-9	.333	0-1	.000	2-5	.400	6	5	11	7.4	1	3	1	0	2	8	8.7	
Wofford	12/16/2023		11:23	0-4	.000	0-2	.000	2-2	1.000	0	3	3	7.0	2	1	3	0	0	2	8.0	
Fordham	12/21/2023		11:20	0-3	.000	0-0	.000	0-0	.000	0	3	3	6.6	0	2	2	0	0	0	7.3	
NC State	12/31/2023		16:31	0-2	.000	0-0	.000	0-0	.000	4	2	6	6.6	1	0	1	1	0	0	6.7	
at Georgia Tech	01/04/2024		22:50	2-7	.286	0-1	.000	1-2	.500	2	2	4	6.4	1	1	2	1	1	5	6.5	
Duke	01/07/2024	*	27:56	1-6	.167	1-1	1.000	2-2	1.000	0	5	5	6.3	4	3	0	1	0	5	6.4	
Notre Dame	01/18/2024		08:57	1-2	.500	0-0	.000	4-4	1.000	1	1	2	6.0	3	1	0	0	0	6	6.4	
at Florida St.	01/21/2024		20:38	4-6	.667	2-2	1.000	0-0	.000	2	4	6	6.0	3	0	2	1	0	10	6.6	
Pittsburgh	01/25/2024		14:21	1-2	.500	0-1	.000	0-0	.000	1	3	4	5.9	0	1	3	0	1	2	6.4	
North Carolina	01/28/2024		18:09	1-4	.250	0-2	.000	0-0	.000	1	4	5	5.8	2	4	0	0	1	2	6.1	
at Virginia Tech	02/01/2024		28:15	3-7	.429	0-0	.000	0-0	.000	0	4	4	5.7	1	1	2	0	0	6	6.1	
Clemson	02/04/2024	*	12:34	0-1	.000	0-1	.000	0-0	.000	0	1	1	5.5	3	1	1	0	0	0	5.8	
at Boston College	02/08/2024	*	17:40	0-3	.000	0-0	.000	0-0	.000	2	3	5	5.5	3	1	3	0	0	0	5.5	
at Wake Forest	02/11/2024		02:27	0-1	.000	0-0	.000	0-0	.000	0	1	1	5.3	0	1	1	0	0	0	5.3	
Syracuse	02/18/2024		10:51	1-2	.500	1-1	1.000	0-0	.000	0	0	0	5.0	2	0	1	0	0	3	5.2	
Miami (FL)	02/22/2024		15:37	4-7	.571	2-3	.667	0-0	.000	0	0	0	4.8	2	2	1	1	0	10	5.4	
at Louisville	02/25/2024		30:03	4-7	.571	3-5	.600	0-0	.000	2	4	6	4.9	3	1	2	1	1	11	5.6	
Totals			8	462:34	48-138	.348	11-40	.275	33-39	.846	36	86	122	4.9	45	41	35	12	15	140	5.6

Player Averages

Games Played	Minutes/game	Points/game	FG Pct	3FG Pct	FT Pct	Rebounds/game	Assists/game	Turnovers/game	Assist/Turnover ratio	Steals/game	Blocks/game
25	18.5	5.6	34.8	27.5	84.6	4.9	1.6	1.4	1.2	0.6	0.5



5 Yonta Vaughn

Sophomore • Guard • 5-8
District Heights, Md. • Bishop McNamara HS

2023-24

- Scored a career-high 16 points in 73-66 road win over Boston College (2/8)
- Recorded 14 points in 81-59 win over Tulane (11/24)

2022-23

- All-ACC Academic Team
- Appeared in 28 games with seven starts, averaging 3.4 points and 2.3 rebounds per game
- 1.88 assist-to-turnover ratio with 79 assists to 42 turnovers
- Made her collegiate debut in the season-opener, grabbing six rebounds with four assists in 18 minutes (11/7)
- Had her first double-digit scoring game in her second outing, putting up 10 in the win against UMBC (11/10)
- Made her first collegiate start at Notre Dame, scoring five points with four assists (1/22)
- Dished eight assists at Syracuse, the most by a Cavalier in a single game this season (1/26)
- ACC Academic Honor Roll

Background

- Four-year starting point guard for nationally-ranked Bishop McNamara High School
- No. 72 in the ESPN HoopGurlz rankings and No. 15 point guard
- McDonald's All-American nominee
- 2021-22 All-WCAC Second Team

2023-24 GAME-BY-GAME STATISTICS

#5 VAUGHN, Yonta

Opponent	Date	GS	MIN	Total		3-Pointers		Free throws		Rebounds				PF	A	TO	BLK	STL	PTS	AVG
				FG-FGA	PCT	3FG-3FGA	PCT	FT-FTA	PCT	OFF	DEF	TOT	AVG							
UMES	11/08/2023		30:28	2-6	.333	1-3	.333	0-2	.000	1	3	4	4.0	0	8	1	1	2	5	5.0
Campbell	11/12/2023		18:24	1-3	.333	0-2	.000	0-0	.000	0	3	3	3.5	0	4	2	0	0	2	3.5
William & Mary	11/15/2023		21:46	2-5	.400	0-2	.000	0-0	.000	0	4	4	3.7	4	3	2	0	1	4	3.7
Oklahoma	11/19/2023		10:16	0-5	.000	0-2	.000	0-0	.000	0	0	0	2.8	0	2	0	0	0	0	2.8
vs Tulane	11/24/2023		24:36	5-11	.455	4-8	.500	0-0	.000	1	4	5	3.2	1	4	1	0	0	14	5.0
vs LSU	11/25/2023		23:41	5-8	.625	3-4	.750	0-1	.000	0	1	1	2.8	0	7	1	0	0	13	6.3
Missouri	11/30/2023		13:50	0-3	.000	0-1	.000	0-0	.000	0	0	0	2.4	0	3	0	0	1	0	5.4
at La Salle	12/03/2023		20:12	2-4	.500	0-0	.000	0-0	.000	0	5	5	2.8	1	6	4	0	0	4	5.3
Rider	12/06/2023		20:11	1-3	.333	1-3	.333	0-0	.000	0	3	3	2.8	1	3	0	0	2	3	5.0
NC State	12/31/2023		06:44	0-4	.000	0-3	.000	0-0	.000	0	1	1	2.6	0	1	1	0	0	0	4.5
at Georgia Tech	01/04/2024		16:35	1-6	.167	0-3	.000	0-0	.000	0	2	2	2.5	3	3	1	0	1	2	4.3
Duke	01/07/2024		30:22	2-8	.250	0-3	.000	1-2	.500	0	4	4	2.7	2	6	5	0	1	5	4.3
at NC State	01/11/2024		17:47	3-8	.375	1-4	.250	0-0	.000	0	2	2	2.6	1	2	0	0	2	7	4.5
at North Carolina	01/14/2024		23:35	1-6	.167	1-3	.333	0-0	.000	0	1	1	2.5	0	3	3	0	0	3	4.4
Notre Dame	01/18/2024		07:03	1-3	.333	0-1	.000	2-2	1.000	0	0	0	2.3	1	3	0	0	0	4	4.4
at Boston College	02/08/2024		29:30	6-13	.462	2-2	1.000	2-2	1.000	0	3	3	2.4	1	3	2	0	0	16	5.1
at Wake Forest	02/11/2024		08:45	1-3	.333	1-1	1.000	0-0	.000	0	2	2	2.4	1	1	2	0	0	3	5.0
Totals		0	323:44	33-99	.333	14-45	.311	5-9	.556	2	38	40	2.4	16	60	27	1	10	85	5.0

Player Averages

Games Played	Minutes/game	Points/game	FG Pct	3FG Pct	FT Pct	Rebounds/game	Assists/game	Turnovers/game	Assist/Turnover ratio	Steals/game	Blocks/game
17	19.0	5.0	33.3	31.1	55.6	2.4	3.5	1.6	2.2	0.6	0.1

CAREER STATISTICS

VAUGHN, Yonta

SEASON	TEAM	GP-GS	MIN	Field Goals		3-Point		F-Throws		Rebounds				Scoring							
				FG-FGA	FG%	3FG-3FGA	3FG%	FT-FTA	FT%	OFF	DEF	TOT	AVG	PF-FO	A	TO	BLK	STL	PTS	AVG	
2022-23	UVa	28-7	521	18.6	35-132	.265	17-69	.246	8-11	.727	8	55	63	2.3	25-0	79	42	8	17	95	3.4
2023-24	UVa	17-0	324	19.0	33-99	.333	14-45	.311	5-9	.556	2	38	40	2.4	16-0	60	27	1	10	85	5.0
TOTAL		45-7	844	18.8	68-231	.294	31-114	.272	13-20	.650	10	93	103	2.3	41-0	139	69	9	27	180	4.0

Single Game Highs

Statistic	Value	
Points	16	at Boston College 02/08/24
Rebounds	7	at Pittsburgh 02/05/23, vs Louisville 02/09/23
Assists	8	at Syracuse 01/26/23, vs UMES 11/08/23
Steals	2	6 times
Blocks	2	vs George Washington 11/07/22, vs Florida St. 01/19/23, at Syracuse 01/26/23
FG Made	6	at Boston College 02/08/24
FG Attempts	13	at Boston College 02/08/24
3FG Made	4	vs Tulane 11/24/23
3FG Attempts	8	vs Tulane 11/24/23
FT Made	4	vs Boston College 01/15/23
FT Attempts	4	vs Boston College 01/15/23, vs NC State 02/12/23



10 Mir McLean

Senior • Guard/Forward • 5-11

Baltimore, Md. • Roland Park County School • UConn

2022-23

- All-ACC Academic Team
- After missing the opener with an injury, made her season debut against UMBC, scoring 13 points, on 5-of-6 shooting, with eight rebounds (11/10)
- Logged her third career double-double at American with 11 points and 11 rebounds (11/20)
- Had a double-double of 11 points and a career-high 15 rebounds against Minnesota, giving her two double-doubles in three games (11/26)
- Followed the Minnesota game with her third double-double of the season with 11 points and 14 rebounds against ECU (11/27)
- Had her third-straight double-double (fourth in five games) at Penn State, scoring a career-high 24 points with 13 rebounds, while also dishing five assists (11/30)
- Had a double-double by halftime of the win at William & Mary (18 & 13), finishing the game with 22 points and a career-high 17 rebounds (12/7)
- Suffered a season-ending knee injury in the NC State game (1/8). She had grabbed 11 rebounds in the contest before leaving the game in the third quarter. She was ranked third in the ACC and 34th in the nation with 9.6 rebounds per game and led the ACC and is 22nd in the nation in offensive rebounds per game at 3.9 when her season ended. She ranked second on the team in scoring, averaging 12.2 points per game. She had a team-best five double-doubles this season

Background

- Four-year starting point guard for nationally-ranked Bishop McNamara High School
- No. 72 in the ESPN HoopGurlz rankings and No. 15 point guard
- Ranked as the No. 49 recruit by Collegiate Girls Basketball and No. 66 by All-Star Girls Report
- McDonald's All-American nominee
- Two-time Washington Post All-Met honorable mention
- 2021-22 All-WCAC Second Team

2023-24 GAME-BY-GAME STATISTICS

CAREER STATISTICS

MCLEAN, Mir

SEASON	TEAM	GP-GS	MIN/AVG	Field Goals		3-Point		F-Throws		Rebounds				Scoring						
				FG-FGA	FG%	3FG-3FGA	3FG%	FT-FTA	FT%	OFF	DEF	TOT	AVG	PF-FO	A	TO	BLK	STL	PTS	AVG
2020-21	UConn	24-0	171/7.1	26-56	.464	1-3	.333	15-20	.750	25	26	51	2.1	25-0	11	13	6	6	68	2.8
2021-22	UConn	14-9	314/22.4	45-104	.433	1-7	.143	34-50	.680	43	50	93	6.6	42-2	7	29	13	17	125	8.9
2022-23	UVa	15-13	345/23.0	66-115	.574	2-4	.500	49-75	.653	58	86	144	9.6	43-4	23	31	9	26	183	12.2
TOTAL FOR UVa		26-22	651/25.0	111-218	.509	3-11	.273	83-123	.675	100	135	235	9.0	85-6	30	60	22	43	308	11.8
TOTAL		53-22	830/15.7	137-275	.498	4-14	.286	98-145	.676	126	162	288	5.4	110-6	41	73	28	49	376	7.1

Single Game Highs

Statistic	Value	
Points	24	at Penn St. 11/30/22
Rebounds	17	at William & Mary 12/07/22
Assists	5	at Penn St. 11/30/22
Steals	5	vs Wake Forest 11/13/22
Blocks	3	vs Virginia Tech 01/27/22, vs Duke 02/17/22
FG Made	8	vs Syracuse 02/08/22
FG Attempts	12	vs Syracuse 02/08/22, at Wake Forest 02/13/22
3FG Made	1	4 times
3FG Attempts	2	vs Miami (FL) 02/15/22, vs Virginia Tech 01/27/22, at American 11/20/22
FT Made	9	at Penn St. 11/30/22
FT Attempts	11	at Penn St. 11/30/22, at William & Mary 12/07/22



12 Edessa Noyan

Freshman • Forward • 6-3
Södertälje, Sweden • Täljegymnasiet

2023-24

- Scored a career-high 13 points on 6-of-8 shooting in road win over Boston College (2/8)
- Added a career-best nine rebounds in win over the Eagles
- Scored nine points at then-No. 17 Virginia Tech (2/1)
- Put up eight points in 91-87 road win over then-No. 15 Florida State (1/21)
- Pulled down eight rebounds against Campbell (11/12)

Background

- Named to the U20 Swedish Junior National Team roster for the 2023 Nordic Championships and the U20 European Championships
- Helped the Swedish U 18 Junior National Team win the 2022 Nordic Championships, averaging 18.8 points per game while also pacing the squad in rebounding during their run
- Represented her country in Division A of the 2022 U18 European Championships
- Played on the Sodertälje Club Team, one of the best teams in Sweden's top division

CAREER STATISTICS

NOYAN, Edessa

			Field Goals		3-Point		F-Throws		Rebounds				Scoring									
SEASON	TEAM	GP-GS	MIN	AVG	FG-FGA	FG%	3FG-3FGA	3FG%	FT-FTA	FT%	OFF	DEF	TOT	AVG	PF	FO	A	TO	BLK	STL	PTS	AVG
2023-24	UVa	23-3	306	13.3	27-51	.529	4-8	.500	12-16	.750	24	45	69	3.0	51-4	9	22	12	9	70	3.0	
TOTAL		23-3	306/13.3	27-51	.529	4-8	.500	12-16	.750	24	45	69	3.0	51-4	9	22	12	9	70	3.0		

Single Game Highs

Statistic	Value	
Points	13	at Boston College 02/08/24
Rebounds	9	at Boston College 02/08/24
Assists	2	vs William & Mary 11/15/23, vs Clemson 02/04/24
Steals	2	vs Rider 12/06/23, at Boston College 02/08/24
Blocks	3	vs North Carolina 01/28/24
FG Made	6	at Boston College 02/08/24
FG Attempts	8	at Boston College 02/08/24
3FG Made	1	4 times
3FG Attempts	3	vs North Carolina 01/28/24
FT Made	4	at Florida St. 01/21/24
FT Attempts	4	at Florida St. 01/21/24

2023-24 GAME-BY-GAME STATISTICS

#12 NOYAN, Edessa

Opponent	Date	GS	MIN	Total		3-Pointers		Free throws		Rebounds				PF	A	TO	BLK	STL	PTS	AVG
				FG-FGA	PCT	3FG-3FGA	PCT	FT-FTA	PCT	OFF	DEF	TOT	AVG							
UMES	11/08/2023	*	15:05	2-2	1.000	1-1	1.000	0-0	.000	3	3	6	6.0	3	1	2	0	1	5	5.0
Campbell	11/12/2023		13:00	1-3	.333	0-0	.000	0-0	.000	2	6	8	7.0	2	0	2	0	1	2	3.5
William & Mary	11/15/2023		14:20	0-1	.000	0-0	.000	1-2	.500	1	4	5	6.3	0	2	1	1	0	1	2.7
Oklahoma	11/19/2023		04:16	0-1	.000	0-0	.000	0-0	.000	0	1	1	5.0	0	0	1	1	0	0	2.0
vs Tulane	11/24/2023		10:02	0-1	.000	0-0	.000	0-0	.000	0	1	1	4.2	1	0	0	0	0	0	1.6
vs LSU	11/25/2023		05:38	0-1	.000	0-0	.000	0-0	.000	0	1	1	3.7	2	0	2	0	0	0	1.3
Missouri	11/30/2023		05:53	0-1	.000	0-0	.000	0-0	.000	0	3	3	3.6	3	0	0	1	0	0	1.1
at La Salle	12/03/2023		04:02	1-2	.500	0-0	.000	0-0	.000	0	0	0	3.1	0	0	0	0	0	2	1.3
Rider	12/06/2023		15:10	3-7	.429	1-2	.500	1-2	.500	4	2	6	3.4	1	0	1	1	2	8	2.0
Duke	01/07/2024		04:08	0-0	.000	0-0	.000	0-0	.000	0	1	1	3.2	0	0	0	0	0	0	1.8
at NC State	01/11/2024		01:43	0-0	.000	0-0	.000	0-0	.000	0	0	0	2.9	0	0	0	0	0	0	1.6
at North Carolina	01/14/2024		04:50	0-0	.000	0-0	.000	0-0	.000	1	1	2	2.8	2	1	0	0	0	0	1.5
Notre Dame	01/18/2024		12:03	1-2	.500	0-0	.000	0-0	.000	0	0	0	2.6	2	0	0	2	0	2	1.5
at Florida St.	01/21/2024		25:05	2-2	1.000	0-0	.000	4-4	1.000	0	4	4	2.7	5	0	1	1	1	8	2.0
Pittsburgh	01/25/2024		16:01	1-3	.333	0-1	.000	0-0	.000	0	3	3	2.7	1	0	1	0	0	2	2.0
North Carolina	01/28/2024		22:42	2-5	.400	1-3	.333	0-0	.000	0	2	2	2.7	5	1	2	3	0	5	2.2
at Virginia Tech	02/01/2024		29:25	3-5	.600	0-0	.000	3-3	1.000	2	1	3	2.7	2	0	0	0	1	9	2.6
Clemson	02/04/2024		28:05	2-3	.667	0-0	.000	2-2	1.000	2	2	4	2.8	5	2	1	0	0	6	2.8
at Boston College	02/08/2024	*	32:23	6-8	.750	0-0	.000	1-3	.333	3	6	9	3.1	4	0	3	2	2	13	3.3
at Wake Forest	02/11/2024	*	17:58	0-0	.000	0-0	.000	0-0	.000	0	2	2	3.1	5	0	2	0	0	0	3.2
Syracuse	02/18/2024		09:01	2-3	.667	0-0	.000	0-0	.000	0	2	2	3.0	3	1	0	0	1	4	3.2
Miami (FL)	02/22/2024		07:51	1-1	1.000	1-1	1.000	0-0	.000	2	0	2	3.0	2	1	1	0	0	3	3.2
at Louisville	02/25/2024		07:14	0-0	.000	0-0	.000	0-0	.000	4	0	4	3.0	3	0	2	0	0	0	3.0
Totals		3	305:55	27-51	.529	4-8	.500	12-16	.750	24	45	69	3.0	51	9	22	12	9	70	3.0

Player Averages

Games Played	Minutes/ game	Points/ game	FG Pct	3FG Pct	FT Pct	Rebounds/ game	Assists/ game	Turnovers/ game	Assist/Turnover ratio	Steals/ game	Blocks/ game
23	13.3	3.0	52.9	50.0	75.0	3.0	0.4	1.0	0.4	0.4	0.5



14 Kaydan Lawson

Senior • Guard • 6-0
Cleveland, Ohio • Orange HS

2022-23

- All-ACC Academic Team
- Appeared in 28 games with 18 starts
- Averaged 5.6 points and 4.5 rebounds per game. Had 30 steals with 15 blocked shots
- Scored a career-high 18 points in the opener against GW, passing her previous high of 14 against BC last season (11/7)
- 5-of-8 shooting for 15 points in the win against Wake Forest (11/13)
- Grabbed a career-high 15 rebounds against Boston College, also logging her first career double-double with 11 points (1/15)
- ACC Academic Honor Roll

2021-22

- Appeared in 26 of 27 games, missing the season-opener at JMU
- Averaged 4.3 points per game with 4.4 rebounds
- Had a team-high nine rebounds against USC, her first time leading the team in rebounds (11/14)
- Scored 10 points in the Richmond game, her first double-digit scoring game of the year (11/29)
- Led the team in rebounding at George Washington while also logging her second double-digit scoring game with 10 points (12/5)
- Made her first career start at Georgia Tech (1/9)
- Grabbed a career-high 14 rebounds at North Carolina (1/20), the highest single-game effort by a Cavalier this season

CAREER STATISTICS

LAWSON, Kaydan

SEASON TEAM	GP-GS	MIN/AVG	Field Goals		3-Point		F-Throws		Rebounds				Scoring						
			FG-FGA	FG%	3FG-3FGA	3FG%	FT-FTA	FT%	OFF	DEF	TOT	AVG	PF-FO	A	TO	BLK	STL	PTS	AVG
2020-21 UVa	5-1	125/24.9	14-42	.333	3-9	.333	14-18	.778	6	10	16	3.2	14-0	11	19	4	7	45	9.0
2021-22 UVa	26-1	522/20.1	41-146	.281	9-59	.153	20-38	.526	35	79	114	4.4	66-3	43	46	10	21	111	4.3
2022-23 UVa	28-18	623/22.3	51-165	.309	24-88	.273	30-44	.682	38	89	127	4.5	73-2	39	50	15	30	156	5.6
2023-24 UVa	21-0	213/10.1	14-43	.326	7-27	.259	13-18	.722	14	33	47	2.2	32-0	8	14	5	11	48	2.3
TOTAL	80-20	1482/18.5	120-396	.303	43-183	.235	77-118	.653	93	211	304	3.8	185-5	101	129	34	69	360	4.5

Single Game Highs

Statistic	Value	
Points	18	vs George Washington 11/07/22
Rebounds	15	vs Boston College 01/15/23
Assists	5	vs Syracuse 02/08/22, vs North Carolina 01/12/23
Steals	4	vs Duke 02/19/23
Blocks	2	6 times
FG Made	7	vs George Washington 11/07/22
FG Attempts	15	at Duke 01/23/22
3FG Made	4	vs George Washington 11/07/22
3FG Attempts	8	vs Duke 02/19/23
FT Made	5	vs East Carolina 11/29/20, vs Clemson 12/10/20, vs Campbell 11/23/22
FT Attempts	7	vs Campbell 11/23/22

2023-24 GAME-BY-GAME STATISTICS

#14 LAWSON, Kaydan

Opponent	Date	GS	MIN	Total		3-Pointers		Free throws		Rebounds				PF	A	TO	BLK	STL	PTS	AVG	
				FG-FGA	PCT	3FG-3FGA	PCT	FT-FTA	PCT	OFF	DEF	TOT	AVG								
Oklahoma	11/19/2023		15:30	2-4	.500	1-3	.333	1-2	.500	1	3	4	4.0	3	1	0	0	2	6	6.0	
vs Tulane	11/24/2023		16:33	0-3	.000	0-1	.000	0-0	.000	1	3	4	4.0	4	0	0	0	0	0	3.0	
vs LSU	11/25/2023		01:38	0-0	.000	0-0	.000	0-0	.000	0	0	0	2.7	0	0	0	0	0	0	2.0	
at La Salle	12/03/2023		11:10	3-6	.500	1-3	.333	0-0	.000	2	1	3	2.8	0	1	1	0	0	7	3.3	
Rider	12/06/2023		12:06	1-3	.333	1-2	.500	0-2	.000	1	2	3	2.8	1	0	0	0	0	3	3.2	
Wofford	12/16/2023		15:42	2-5	.400	0-2	.000	0-0	.000	2	4	6	3.3	0	1	4	0	2	4	3.3	
Fordham	12/21/2023		15:23	2-4	.500	2-4	.500	0-0	.000	0	4	4	3.4	3	3	1	0	0	6	3.7	
NC State	12/31/2023		12:22	0-1	.000	0-1	.000	1-2	.500	0	1	1	3.1	0	1	0	0	0	1	3.4	
at Georgia Tech	01/04/2024		08:59	0-0	.000	0-0	.000	4-4	1.000	3	1	4	3.2	1	0	0	0	0	4	3.4	
Duke	01/07/2024		06:45	0-0	.000	0-0	.000	0-0	.000	0	0	0	2.9	1	0	0	0	0	0	3.1	
at NC State	01/11/2024		12:46	1-2	.500	0-1	.000	2-2	1.000	1	1	2	2.8	1	0	0	0	1	4	3.2	
at North Carolina	01/14/2024		05:51	0-0	.000	0-0	.000	0-0	.000	0	0	0	2.6	2	0	0	0	0	0	2.9	
Notre Dame	01/18/2024		10:18	1-3	.333	0-1	.000	0-0	.000	1	2	3	2.6	2	0	1	1	1	2	2.8	
at Florida St.	01/21/2024		07:44	0-1	.000	0-1	.000	0-0	.000	0	1	1	2.5	1	0	0	1	0	0	2.6	
Pittsburgh	01/25/2024		12:44	0-4	.000	0-4	.000	0-0	.000	1	5	6	2.7	2	0	2	0	1	0	2.5	
North Carolina	01/28/2024		00:05	0-0	.000	0-0	.000	0-0	.000	0	0	0	2.6	0	0	0	0	0	0	2.3	
at Virginia Tech	02/01/2024		06:48	1-1	1.000	1-1	1.000	0-0	.000	0	1	1	2.5	2	0	1	1	0	3	2.4	
Clemson	02/04/2024		09:36	1-2	.500	1-1	1.000	0-0	.000	0	1	1	2.4	2	0	0	0	1	3	2.4	
at Boston College	02/08/2024		19:29	0-3	.000	0-2	.000	2-2	1.000	1	2	3	2.4	3	1	3	1	2	2	2.4	
at Wake Forest	02/11/2024		07:45	0-1	.000	0-0	.000	3-4	.750	0	1	1	2.4	4	0	1	0	0	3	2.4	
Miami (FL)	02/22/2024		03:50	0-0	.000	0-0	.000	0-0	.000	0	0	0	2.2	0	0	0	1	1	0	2.3	
Totals			0	213:04	14-43	.326	7-27	.259	13-18	.722	14	33	47	2.2	32	8	14	5	11	48	2.3

Player Averages

Games Played	Minutes/game	Points/game	FG Pct	3FG Pct	FT Pct	Rebounds/game	Assists/game	Turnovers/game	Assist/Turnover ratio	Steals/game	Blocks/game
21	10.1	2.3	32.6	25.9	72.2	2.2	0.4	0.7	0.6	0.5	0.2



20 Camryn Taylor

Fifth Year • Forward • 6-2
Peoria, Ill. • Richwoods HS • Marquette

2023-24

- Registered a double-double with 11 points and 10 rebounds in UVA's 91-87 road win at then-No. 15 Florida State
- Recorded her 10th career double-double with 17 points and a career-high 15 rebounds against No. 3 NC State (12/31)
- Finished with 18 points and 13 rebounds in UVA's win over Rider (12/6)
- Her 13 rebounds against the Broncs also tied her career high
- Finished a career-best 10-for-10 at the free throw at La Salle (12/3)
- Recorded her 12th career 20-point game with 22 points in UVA's 76-52 win over UMES (11/8)
- Also made a career-high eight free throws on nine attempts against the Hawks

2022-23

- All-ACC Second Team
- Started all 30 games, leading the team in scoring (13.9 ppg) and rebounding (6.3 rpg)
- Finished 10th in the ACC in points per game
- Finished seventh in the ACC in field goal shooting percentage (45.9 percent) and 10th in field goal percentage (74.5 percent)
- Logged 21 games scoring in double figures, including with two 20-point performances and two double-doubles
- Team's leading scorer in 14 of 30 games with seven times being the top rebounder

CAREER STATISTICS

TAYLOR, Camryn

SEASON	TEAM	GP-GS	MIN/AVG	Field Goals		3-Point		F-Throws		Rebounds				Scoring						
				FG-FGA	FG%	3FG-3FGA	3FG%	FT-FTA	FT%	OFF	DEF	TOT	AVG	PF-FO	A	TO	BLK	STL	PTS	AVG
2019-20	Marq	31-0	506/16.3	114-214	.533	0-0	.000	59-94	.628	47	71	118	3.8	74-1	22	40	17	12	287	9.3
2020-21	Marq	26-26	640/24.6	128-248	.516	0-3	.000	55-82	.671	74	105	179	6.9	85-3	44	53	10	15	311	12.0
2021-22	UVa	12-12	326/27.2	60-149	.403	2-11	.182	32-43	.744	25	48	73	6.1	38-2	14	34	5	15	154	12.8
2022-23	UVa	30-30	748/24.9	168-366	.459	3-18	.167	79-106	.745	75	110	185	6.2	105-6	21	71	23	34	418	13.9
2023-24	UVa	23-21	559/24.3	126-258	.488	11-19	.579	79-94	.840	72	73	145	6.3	80-5	13	40	23	17	342	14.9
TOTAL FOR UVA	65-63	1633/25.1	354-773	.458	16-48	.333	190-243	.782	172	231	403	6.2	223-13	48	145	51	66	914	14.1	
TOTAL	122-89	2780/22.8	596-1235	.483	16-51	.314	304-419	.726	293	407	700	5.7	382-17	114	238	78	93	1512	12.4	

Single Game Highs

Statistic	Value	
Points	27	vs Milwaukee 12/02/20, at Creighton 02/01/21, at James Madison 11/09/21
Rebounds	15	vs NC State 12/31/23
Assists	5	at Butler 01/24/21
Steals	3	7 times
Blocks	4	vs Morgan St. 12/18/22, vs Campbell 11/12/23
FG Made	12	vs Milwaukee 12/02/20, at Creighton 02/01/21
FG Attempts	22	vs Minnesota 11/26/22
3FG Made	2	4 times
3FG Attempts	3	vs George Washington 11/07/22, vs UMES 11/08/23, at North Carolina 01/14/24
FT Made	10	at La Salle 12/03/23
FT Attempts	10	vs Seton Hall 01/12/20, at James Madison 11/09/21, at La Salle 12/03/23

2023-24 GAME-BY-GAME STATISTICS

#20 TAYLOR, Camryn

Opponent	Date	GS	MIN	Total		3-Pointers		Free throws		Rebounds				PF				PTS	AVG		
				FG-FGA	PCT	3FG-3FGA	PCT	FT-FTA	PCT	OFF	DEF	TOT	AVG	PF	A	TO	BLK			STL	
UMES	11/08/2023	*	31:03	7-15	.467	0-3	.000	8-9	.889	7	2	9	9.0	3	1	5	0	1	22	22.0	
Campbell	11/12/2023	*	27:45	5-12	.417	0-0	.000	6-6	1.000	1	2	3	6.0	3	0	2	4	2	16	19.0	
William & Mary	11/15/2023	*	23:40	4-12	.333	0-0	.000	4-5	.800	3	4	7	6.3	3	1	2	2	1	12	16.7	
Oklahoma	11/19/2023	*	24:07	6-12	.500	0-0	.000	5-5	1.000	5	1	6	6.3	4	1	2	1	2	17	16.8	
vs Tulane	11/24/2023	*	17:10	4-6	.667	0-0	.000	0-0	.000	1	2	3	5.6	2	0	0	1	1	8	15.0	
vs LSU	11/25/2023	*	20:50	1-9	.111	0-0	.000	2-2	1.000	2	2	4	5.3	3	0	1	2	1	4	13.2	
Missouri	11/30/2023	*	39:12	10-19	.526	0-0	.000	6-7	.857	4	5	9	5.9	3	1	1	1	0	26	15.0	
at La Salle	12/03/2023	*	21:35	0-5	.000	0-0	.000	10-10	1.000	2	3	5	5.8	4	2	0	0	1	10	14.4	
Rider	12/06/2023	*	27:18	7-11	.636	0-0	.000	4-4	1.000	7	6	13	6.6	2	0	3	0	1	18	14.8	
Wofford	12/16/2023	*	16:17	6-9	.667	0-0	.000	1-2	.500	3	1	4	6.3	3	0	1	0	0	13	14.6	
Fordham	12/21/2023	*	26:13	4-9	.444	0-0	.000	2-3	.667	4	4	8	6.5	4	2	3	2	0	10	14.2	
NC State	12/31/2023	*	31:02	7-16	.438	2-2	1.000	1-2	.500	4	11	15	7.2	4	1	3	0	0	17	14.4	
at Georgia Tech	01/04/2024	*	32:29	7-12	.583	1-1	1.000	4-4	1.000	0	4	4	6.9	4	0	2	1	2	19	14.8	
Duke	01/07/2024	*	21:57	5-10	.500	0-1	.000	7-9	.778	2	0	2	6.6	5	0	0	0	0	17	14.9	
at NC State	01/11/2024	*	27:56	9-16	.563	2-2	1.000	2-4	.500	3	3	6	6.5	5	0	3	2	0	22	15.4	
at North Carolina	01/14/2024	*	26:13	5-15	.333	2-3	.667	4-4	1.000	3	4	7	6.6	4	0	2	0	1	16	15.4	
Notre Dame	01/18/2024	*	14:27	2-7	.286	0-2	.000	2-2	1.000	1	2	3	6.4	5	0	2	1	0	6	14.9	
at Florida St.	01/21/2024	*	16:29	5-10	.500	1-1	1.000	0-0	.000	3	7	10	6.6	5	0	1	1	0	11	14.7	
Pittsburgh	01/25/2024	*	08:50	1-5	.200	0-1	.000	2-2	1.000	1	0	1	6.3	0	0	0	1	0	4	14.1	
at Wake Forest	02/11/2024	*	19:23	5-7	.714	2-2	1.000	2-2	1.000	1	1	2	6.1	5	0	0	2	0	14	14.1	
Syracuse	02/18/2024	*	30:22	9-15	.600	0-0	.000	2-2	1.000	6	2	8	6.1	3	2	0	0	1	20	14.4	
Miami (FL)	02/22/2024	*	29:44	8-12	.667	0-0	.000	2-4	.500	5	6	11	6.4	2	1	5	2	3	18	14.5	
at Louisville	02/25/2024	*	24:56	9-14	.643	1-1	1.000	3-6	.500	4	1	5	6.3	4	1	2	0	0	22	14.9	
Totals			21	558:56	126-258	.488	11-19	.579	79-94	.840	72	73	145	6.3	80	13	40	23	17	342	14.9

Player Averages

Games Played	Minutes/game	Points/game	FG Pct	3FG Pct	FT Pct	Rebounds/game	Assists/game	Turnovers/game	Assist/Turnover ratio	Steals/game	Blocks/game
23	24.3	14.9	48.8	57.9	84.0	6.3	0.6	1.7	0.3	0.7	1.0



21 Kymora Johnson

Freshman • Guard • 5-7

Charlottesville, Va. • St. Anne's-Belfield

2023-24

- Scored a season-high 35 points on 14-of-20 shooting in UVA's 91-87 win at then-No. 15 Florida State (1/21)
- Her 35 points are second most as a freshman in program history
- Scored 26 points on 10-of-13 shooting, including 6-of-7 from 3-point range, in UVA's win over Fordham (12/21)
- Also had five rebounds and seven assists against the Rams
- Tied her season high of nine assists against Wofford (12/16)
- Scored 17 points after shooting 6-for-6 from the field and 4-for-5 at the charity stripe at La Salle (12/3)
- Dished out nine assists in 81-59 win over Tulane (11/24)
- Recorded back-to-back games with 15 points against Maryland Eastern Shore (11/8) and Campbell (11/12)

Background

- McDonald's High School All-American
- Won the three-point shooting contest at the McDonald's All-American game
- Two-time Gatorade State Player of the Year (2022-23)
- Two-time Max Preps Virginia Player of the Year (2022-23)
- Five-star recruit ranked No. 24 in the espnW HoopGurlz recruiting rankings
- Three-time VISAA Division I All-State

CAREER STATISTICS

JOHNSON, Kymora

SEASON	TEAM	GP-GS	MIN	Field Goals			3-Point		F-Throws		Rebounds				Scoring						
				FG-FGA	FG%	3FG-3FGA	3FG%	FT-FTA	FT%	OFF	DEF	TOT	AVG	PF-FO	A	TO	BLK	STL	PTS	AVG	
2023-24	UVA	27-27	821	30.4	155-372	.417	53-163	.325	54-67	.806	23	101	124	4.6	54-0	147	80	8	50	417	15.4
TOTAL		27-27	821	30.4	155-372	.417	53-163	.325	54-67	.806	23	101	124	4.6	54-0	147	80	8	50	417	15.4

Single Game Highs

Statistic	Value	
Points	35	at Florida St. 01/21/24
Rebounds	8	vs Duke 01/07/24, vs Notre Dame 01/18/24
Assists	10	vs Syracuse 02/18/24
Steals	5	vs Syracuse 02/18/24
Blocks	2	vs Campbell 11/12/23
FG Made	14	at Florida St. 01/21/24
FG Attempts	21	vs NC State 12/31/23
3FG Made	6	vs Fordham 12/21/23
3FG Attempts	11	vs NC State 12/31/23
FT Made	5	at North Carolina 01/14/24, vs North Carolina 01/28/24
FT Attempts	6	at North Carolina 01/14/24, vs North Carolina 01/28/24, at Louisville 02/25/24

2023-24 GAME-BY-GAME STATISTICS

#21 JOHNSON, Kymora

Opponent	Date	GS	MIN	Total		3-Pointers		Free throws		Rebounds				PF	A	TO	BLK	STL	PTS	AVG	
				FG-FGA	PCT	3FG-3FGA	PCT	FT-FTA	PCT	OFF	DEF	TOT	AVG								
UMES	11/08/2023	*	29:40	4-15	.267	3-10	.300	4-4	1.000	0	7	7	7.0	2	2	3	0	1	15	15.0	
Campbell	11/12/2023	*	26:45	7-14	.500	1-3	.333	0-1	.000	2	4	6	6.5	3	7	1	2	1	15	15.0	
William & Mary	11/15/2023	*	26:37	5-9	.556	1-5	.200	0-0	.000	0	3	3	5.3	1	3	1	1	0	11	13.7	
Oklahoma	11/19/2023	*	32:10	4-17	.235	0-7	.000	1-2	.500	0	2	2	4.5	2	6	1	0	4	9	12.5	
vs Tulane	11/24/2023	*	18:55	3-7	.429	3-6	.500	0-0	.000	0	1	1	3.8	2	9	6	1	3	9	11.8	
vs LSU	11/25/2023	*	21:36	4-13	.308	0-7	.000	0-0	.000	1	2	3	3.7	3	2	3	0	2	8	11.2	
Missouri	11/30/2023	*	33:26	4-13	.308	1-6	.167	0-2	.000	0	2	2	3.4	3	7	2	0	1	9	10.9	
at La Salle	12/03/2023	*	19:48	6-6	1.000	1-1	1.000	4-5	.800	0	1	1	3.1	1	4	3	0	3	17	11.6	
Rider	12/06/2023	*	25:39	3-9	.333	0-2	.000	1-1	1.000	3	4	7	3.6	1	4	0	0	1	7	11.1	
Wofford	12/16/2023	*	22:42	3-9	.333	0-5	.000	1-2	.500	0	1	1	3.3	1	9	2	1	1	7	10.7	
Fordham	12/21/2023	*	34:47	10-13	.769	6-7	.857	0-0	.000	0	5	5	3.5	0	7	1	0	2	26	12.1	
NC State	12/31/2023	*	33:16	4-21	.190	2-11	.182	1-2	.500	1	6	7	3.8	0	7	2	1	2	11	12.0	
at Georgia Tech	01/04/2024	*	28:24	3-14	.214	0-6	.000	0-0	.000	0	3	3	3.7	3	6	4	0	3	6	11.5	
Duke	01/07/2024	*	32:27	5-15	.333	0-3	.000	4-4	1.000	3	5	8	4.0	1	2	3	0	3	14	11.7	
at NC State	01/11/2024	*	33:05	6-19	.316	2-8	.250	0-0	.000	1	3	4	4.0	3	4	1	0	0	14	11.9	
at North Carolina	01/14/2024	*	27:48	3-9	.333	2-5	.400	5-6	.833	0	5	5	4.1	4	5	2	0	1	13	11.9	
Notre Dame	01/18/2024	*	32:57	6-14	.429	2-7	.286	2-2	1.000	2	6	8	4.3	3	7	6	0	1	16	12.2	
at Florida St.	01/21/2024	*	35:50	14-20	.700	3-7	.429	4-5	.800	2	5	7	4.4	1	6	4	0	0	35	13.4	
Pittsburgh	01/25/2024	*	31:49	6-14	.429	3-7	.429	2-2	1.000	3	4	7	4.6	3	4	6	1	2	17	13.6	
North Carolina	01/28/2024	*	29:21	8-12	.667	4-5	.800	5-6	.833	0	6	6	4.7	4	4	2	0	3	25	14.2	
at Virginia Tech	02/01/2024	*	35:43	7-20	.350	4-7	.571	4-4	1.000	1	2	3	4.6	2	3	3	0	0	22	14.6	
Clemson	02/04/2024	*	37:21	10-20	.500	1-5	.200	3-3	1.000	2	3	5	4.6	3	8	4	0	1	24	15.0	
at Boston College	02/08/2024	*	31:43	3-6	.500	0-1	.000	4-4	1.000	0	3	3	4.5	1	4	4	0	1	10	14.8	
at Wake Forest	02/11/2024	*	32:13	8-13	.615	3-6	.500	4-4	1.000	1	5	6	4.6	2	7	1	0	4	23	15.1	
Syracuse	02/18/2024	*	36:32	5-18	.278	3-9	.333	2-2	1.000	0	4	4	4.6	3	10	6	0	5	15	15.1	
Miami (FL)	02/22/2024	*	35:58	8-17	.471	5-9	.556	0-0	.000	1	3	4	4.5	1	4	4	0	3	21	15.3	
at Louisville	02/25/2024	*	34:31	6-15	.400	3-8	.375	3-6	.500	0	6	6	4.6	1	6	5	1	2	18	15.4	
Totals			27	821:03	155-372	.417	53-163	.325	54-67	.806	23	101	124	4.6	54	147	80	8	50	417	15.4

Player Averages

Games Played	Minutes/game	Points/game	FG Pct	3FG Pct	FT Pct	Rebounds/game	Assists/game	Turnovers/game	Assist/Turnover ratio	Steals/game	Blocks/game
27	30.4	15.4	41.7	32.5	80.6	4.6	5.4	3.0	1.8	1.9	0.3



23 Alexia Smith

Senior • Guard • 5-8

Columbus, Ohio. • Columbus Africentric Early College • Minnesota

2023-24

- Recorded her first career double-double with 10 points and a career-high 13 rebounds in 87-81 overtime win over Missouri (11/30)

2022-23

- All-ACC Academic Team
- Appeared in 29 games with 13 starts
- Averaged 5.6 points and 4.2 rebounds per game.
- 58 assists with a 1.41 assist-to-turnover ratio. Also had 35 steals
- Made her Cavalier debut against UMBC, grabbing a career-high nine rebounds (11/10)
- Made her first start of the season against Campbell (11/23)
- Led the team in scoring with 11 points at Duke (12/21)
- Scored 14 points in the ACC Tournament game against Wake Forest
- ACC Academic Honor Roll

At Minnesota (2020-22)

- Played two seasons for the Golden Gophers (2020-22), appearing in 52 games with 13 starts
- Averaged 3.9 points, 2.3 rebounds and 1.6 assists per game

CAREER STATISTICS

SMITH, Alexia

		Field Goals			3-Point		F-Throws		Rebounds				Scoring							
SEASON	TEAM	GP-GS	MIN/AVG	FG-FGA	FG%	3FG-3FGA	3FG%	FT-FTA	FT%	OFF	DEF	TOT	AVG	PF-FO	A	TO	BLK	STL	PTS	AVG
2020-21	MINN	19-12	521/27.4	36-94	.383	6-20	.300	14-19	.737	17	34	51	2.7	28-0	31	26	0	13	92	4.8
2021-22	MINN	33-1	537/16.3	41-115	.357	4-16	.250	25-39	.641	21	45	66	2.0	22-0	54	42	4	15	111	3.4
2022-23	Uva	29-13	665/22.9	67-178	.376	9-32	.281	19-25	.760	30	91	121	4.2	22-0	58	41	5	35	162	5.6
2023-24	Uva	27-17	489/18.1	38-109	.349	6-23	.261	23-37	.622	26	79	105	3.9	23-0	57	31	3	19	105	3.9
TOTAL FOR Uva		56-30	1154/20.6	105-287	.366	15-55	.273	42-62	.677	56	170	226	4.0	45-0	115	72	8	54	267	4.8
TOTAL		108-43	2212/20.5	182-496	.367	25-91	.275	81-120	.675	94	249	343	3.2	95-0	200	140	12	82	470	4.4

Single Game Highs

Statistic	Value
Points	14 vs UTSA 11/28/21, vs Wake Forest 03/01/23
Rebounds	13 vs Missouri 11/30/23
Assists	8 vs Miami (FL) 02/22/24
Steals	3 5 times
Blocks	2 vs UMEs 11/08/23
FG Made	6 vs Wake Forest 03/01/23
FG Attempts	11 vs Wake Forest 03/01/23
3FG Made	2 vs Indiana 12/23/20, at Penn St. 11/30/22, vs Miami (FL) 02/22/24
3FG Attempts	3 8 times
FT Made	7 vs North Carolina 01/28/24
FT Attempts	10 vs North Carolina 01/28/24

2023-24 GAME-BY-GAME STATISTICS

#23 SMITH, Alexia

Opponent	Date	GS	MIN	Total			3-Pointers		Free throws		Rebounds				PF	A	TO	BLK	STL	PTS	AVG
				FG	FGA	PCT	3FG	3FGA	PCT	FT	FTA	PCT	OFF	DEF							
UMES	11/08/2023	*	20:32	1-6	.167	0-2	.000	0-0	.000	4	3	7	7.0	2	2	0	2	2	2	2.0	
Campbell	11/12/2023	*	25:48	4-6	.667	1-2	.500	1-2	.500	2	4	6	6.5	1	1	0	0	2	10	6.0	
William & Mary	11/15/2023	*	21:49	0-6	.000	0-1	.000	3-4	.750	3	3	6	6.3	0	4	0	0	0	3	5.0	
Oklahoma	11/19/2023	*	18:57	1-4	.250	0-0	.000	0-0	.000	0	2	2	5.3	0	0	0	0	2	2	4.3	
vs Tulane	11/24/2023	*	17:35	4-5	.800	0-1	.000	2-2	1.000	0	3	3	4.8	0	0	0	0	3	10	5.4	
vs LSU	11/25/2023	*	26:04	2-6	.333	0-3	.000	1-3	.333	2	3	5	4.8	3	1	3	0	1	5	5.3	
Missouri	11/30/2023	*	35:19	5-10	.500	0-2	.000	0-0	.000	4	9	13	6.0	0	3	2	0	2	10	6.0	
at La Salle	12/03/2023	*	14:00	0-4	.000	0-0	.000	0-0	.000	0	1	1	5.4	0	1	1	0	0	0	5.3	
Rider	12/06/2023	*	18:25	5-8	.625	1-1	1.000	0-0	.000	1	1	2	5.0	0	1	1	0	1	11	5.9	
Wofford	12/16/2023	*	23:35	3-7	.429	1-1	1.000	0-0	.000	0	4	4	4.9	1	3	2	0	0	7	6.0	
Fordham	12/21/2023	*	23:40	1-1	1.000	0-0	.000	0-0	.000	0	5	5	4.9	0	1	3	0	2	2	5.6	
NC State	12/31/2023	*	15:31	1-2	.500	0-0	.000	0-0	.000	0	3	3	4.8	2	2	1	0	1	2	5.3	
at Georgia Tech	01/04/2024	*	10:53	0-2	.000	0-1	.000	0-2	.000	0	3	3	4.6	2	1	0	0	0	0	4.9	
Duke	01/07/2024	*	08:30	1-1	1.000	0-0	.000	0-0	.000	0	0	0	4.3	0	0	2	0	0	2	4.7	
at NC State	01/11/2024	*	17:57	1-5	.200	0-0	.000	0-0	.000	2	7	9	4.6	0	6	1	0	0	2	4.5	
at North Carolina	01/14/2024	*	16:23	2-7	.286	0-0	.000	0-0	.000	2	3	5	4.6	2	5	1	0	0	4	4.5	
Notre Dame	01/18/2024	*	07:42	0-0	.000	0-0	.000	0-0	.000	0	1	1	4.4	2	1	0	0	0	0	4.2	
at Florida St.	01/21/2024	*	15:02	0-3	.000	0-0	.000	0-0	.000	0	4	4	4.4	0	1	2	1	0	0	4.0	
Pittsburgh	01/25/2024	*	17:46	1-3	.333	0-1	.000	2-4	.500	1	7	8	4.6	0	2	1	0	1	4	4.0	
North Carolina	01/28/2024	*	20:34	0-6	.000	0-1	.000	7-10	.700	1	5	6	4.7	0	6	2	0	0	7	4.2	
at Virginia Tech	02/01/2024	*	22:30	0-1	.000	0-0	.000	2-4	.500	1	1	2	4.5	0	2	0	0	1	2	4.0	
Clemson	02/04/2024	*	08:32	0-2	.000	0-1	.000	0-0	.000	0	2	2	4.4	3	2	1	0	0	0	3.9	
at Boston College	02/08/2024	*	01:47	0-0	.000	0-0	.000	2-2	1.000	0	0	0	4.2	0	0	2	0	0	2	3.8	
at Wake Forest	02/11/2024	*	14:47	1-3	.333	1-2	.500	0-0	.000	0	1	1	4.1	2	3	4	0	0	3	3.8	
Syracuse	02/18/2024	*	14:00	0-0	.000	0-0	.000	1-2	.500	2	1	3	4.0	1	0	2	0	0	1	3.6	
Miami (FL)	02/22/2024	*	35:00	4-6	.667	2-3	.667	2-2	1.000	1	2	3	4.0	2	8	0	0	1	12	4.0	
at Louisville	02/25/2024	*	16:04	1-5	.200	0-1	.000	0-0	.000	0	1	1	3.9	0	1	0	0	0	2	3.9	
Totals			17 488:45	38-109	.349	6-23	.261	23-37	.622	26	79	105	3.9	23	57	31	3	19	105	3.9	

Player Averages

Games Played	Minutes/game	Points/game	FG Pct	3FG Pct	FT Pct	Rebounds/game	Assists/game	Turnovers/game	Assist/Turnover ratio	Steals/game	Blocks/game
27	18.1	3.9	34.9	26.1	62.2	3.9	2.1	1.1	1.8	0.7	0.1





32 Cady Pauley

Sophomore • Guard • 5-11
Milan, Mo. • Milan HS

2022-23

- Appeared in 24 games, averaging 3.5 points and 1.1 rebounds per game
- Of her 30 made field goals, 22 were threes
- Made her collegiate debut against George Washington, scoring three points in 10 minutes on the court
- Had her first double-digit scoring game against UNCW, with 11 points in 18 minutes on the court (12/4)
- Ranked No. 9 in the Sportscenter Top 10 for a pass in the Morgan State game (12/20)
- Hit four three-pointers for a career-high 12 points at Clemson, her second double-digit scoring game of the year (2/23)

Background

- Her 3,074 career points at Milan High rank eighth all-time in Missouri girl's basketball history
- Ranked 10th nationally by MaxPreps in scoring her senior season, averaging 33 points per game. Also averaged 9.7 rebounds per game
- Two-time Kirksville Daily Express Basketball Player of the Year and KMZU Player of the Year
- Three-time Prep Hoops All-State and two-time Class 3 All-State
- Four-time unanimous All-Conference selection
- Four-time first-team All-District
- McDonald's All-America nominee

CAREER STATISTICS

PAULEY, Cady

SEASON	TEAM	GP-GS	MIN/AVG	Field Goals		3-Point		F-Throws		Rebounds				Scoring						
				FG-FGA	FG%	3FG-3FGA	3FG%	FT-FTA	FT%	OFF	DEF	TOT	AVG	PF-FO	A	TO	BLK	STL	PTS	AVG
2022-23	UVa	24-0	250/10.4	30-101	.297	22-80	.275	2-3	.667	7	19	26	1.1	17-1	16	17	2	7	84	3.5
2023-24	UVa	17-0	129/7.6	17-57	.298	11-46	.239	5-6	.833	4	6	10	0.6	11-0	6	7	2	2	50	2.9
TOTAL		41-0	379/9.2	47-158	.297	33-126	.262	7-9	.778	11	25	36	0.9	28-1	22	24	4	9	134	3.3

Single Game Highs

Statistic	Value	
Points	12	at Clemson 02/23/23, at Miami (FL) 02/26/23
Rebounds	5	vs Wake Forest 03/01/23
Assists	2	6 times
Steals	3	at Notre Dame 01/22/23
Blocks	1	4 times
FG Made	4	vs UNCW 12/04/22, at Clemson 02/23/23, at Miami (FL) 02/26/23
FG Attempts	12	at Clemson 02/23/23, at Miami (FL) 02/26/23
3FG Made	4	at Clemson 02/23/23, at Miami (FL) 02/26/23
3FG Attempts	12	at Clemson 02/23/23
FT Made	4	vs Rider 12/06/23
FT Attempts	4	vs Rider 12/06/23


2023-24 GAME-BY-GAME STATISTICS

#32 PAULEY, Cady

Opponent	Date	GS	MIN	Total		3-Pointers		Free throws		Rebounds				PF	A	TO	BLK	STL	PTS	AVG
				FG-FGA	PCT	3FG-3FGA	PCT	FT-FTA	PCT	OFF	DEF	TOT	AVG							
UMES	11/08/2023		08:52	0-5	.000	0-3	.000	0-0	.000	0	0	0	0.0	0	1	0	0	0	0	0.0
Campbell	11/12/2023		04:49	0-2	.000	0-2	.000	0-0	.000	0	0	0	0.0	0	0	0	0	0	0	0.0
William & Mary	11/15/2023		09:50	1-6	.167	0-4	.000	0-0	.000	3	1	4	1.3	1	0	0	1	1	2	0.7
vs Tulane	11/24/2023		11:02	3-7	.429	2-6	.333	0-0	.000	0	1	1	1.3	2	1	0	0	1	8	2.5
Missouri	11/30/2023		04:15	1-2	.500	1-2	.500	0-0	.000	0	0	0	1.0	1	0	1	0	0	3	2.6
at La Salle	12/03/2023		11:39	2-6	.333	1-5	.200	0-0	.000	0	2	2	1.2	3	0	0	0	0	5	3.0
Rider	12/06/2023		10:38	0-4	.000	0-4	.000	4-4	1.000	0	1	1	1.1	0	2	1	0	0	4	3.1
Wofford	12/16/2023		07:42	1-3	.333	0-2	.000	0-0	.000	0	0	0	1.0	0	1	0	0	0	2	3.0
Fordham	12/21/2023		08:36	2-3	.667	1-2	.500	1-2	.500	0	1	1	1.0	0	0	2	0	0	6	3.3
at Georgia Tech	01/04/2024		02:59	0-0	.000	0-0	.000	0-0	.000	0	0	0	0.9	1	0	0	1	0	0	3.0
Duke	01/07/2024		00:26	0-0	.000	0-0	.000	0-0	.000	0	0	0	0.8	0	0	0	0	0	0	2.7
at NC State	01/11/2024		05:53	0-1	.000	0-1	.000	0-0	.000	0	0	0	0.8	0	0	0	0	0	0	2.5
Notre Dame	01/18/2024		06:40	0-2	.000	0-2	.000	0-0	.000	0	0	0	0.7	0	0	0	0	0	0	2.3
Pittsburgh	01/25/2024		06:23	2-5	.400	1-3	.333	0-0	.000	0	0	0	0.6	0	0	1	0	0	5	2.5
North Carolina	01/28/2024		09:05	1-2	.500	1-2	.500	0-0	.000	0	0	0	0.6	1	0	0	0	0	3	2.5
Clemson	02/04/2024		12:39	2-6	.333	2-5	.400	0-0	.000	1	0	1	0.6	1	0	2	0	0	6	2.8
Syracuse	02/18/2024		07:16	2-3	.667	2-3	.667	0-0	.000	0	0	0	0.6	1	1	0	0	0	6	2.9
Totals			0 128:44	17-57	.298	11-46	.239	5-6	.833	4	6	10	0.6	11	6	7	2	2	50	2.9

Player Averages

Games Played	Minutes/game	Points/game	FG Pct	3FG Pct	FT Pct	Rebounds/game	Assists/game	Turnovers/game	Assist/Turnover ratio	Steals/game	Blocks/game
17	7.6	2.9	29.8	23.9	83.3	0.6	0.4	0.4	0.9	0.1	0.1



33 Sam Brunelle

Graduate Student • Forward • 6-2

Ruckersville, Va • William Monroe HS • Notre Dame

2023-24

- Katrina McClain Award (nation's top power forward) Watch List selection
- Represents UVA on the ACC's Student-Athlete Advisory Committee (SAAC) Executive Board

2022-23

- Started 22 games for the Cavaliers before having her season cut short by an injury, scoring in double figures in 14 of those games
- Averaged 11.0 points per game
- Shot 40.0 percent from three-point range (34-of-85) and 91.2 percent from the free throw line (31-of-34)
- Scored the 1,000th point of her collegiate career on Jan. 15 on a three-pointer with 1:42 remaining in the third quarter of the Boston College game. She scored 797 of her points at Notre Dame
- Coach's Award of Excellence winner at the Hoos Choice Awards
- Opened her UVA career with back-to-back double-digit scoring performances including scoring a team-high 21 points against UMBC. It was the eighth 20-point game of her career
- Went 3-of-3 from three-point range in the fourth quarter against Minnesota, tallying 17 points total (11/26)

CAREER STATISTICS

BRUNELLE, Sam

SEASON	TEAM	GP-GS		MIN/AVG		Field Goals		3-Point			F-Throws		Rebounds				Scoring									
		GP	GS	MIN	AVG	FG-FGA	FG%	3FG-3FGA	3FG%	FT-FTA	FT%	OFF	DEF	TOT	AVG	PF-FO	A	TO	BLK	STL	PTS	AVG				
2019-20	ND	31	31	1050	33.9	162	408	.397	58	184	.315	50	67	.746	38	142	180	5.8	65	51	92	30	26	432	13.9	
2020-21	ND	17	0	388	22.8	61	126	.484	23	60	.383	3	4	.750	12	52	64	3.8	43	27	36	8	6	148	8.7	
2021-22	ND	32	0	528	16.5	90	200	.450	28	91	.308	9	14	.643	14	65	79	2.5	41	0	37	34	20	15	217	6.8
2022-23	UVa	21	21	563	26.8	83	180	.461	34	85	.400	31	34	.912	31	53	84	4.0	47	1	39	30	15	9	231	11.0
2023-24	UVa	25	16	517	20.7	56	156	.359	36	107	.336	19	22	.864	19	64	83	3.3	32	0	23	23	12	167	6.7	
TOTAL FOR UVa	46	37	1080	23.5	139	336	.414	70	192	.365	50	56	.893	50	117	167	3.6	79	1	62	53	38	21	398	8.7	
TOTAL	126	68	3046	24.2	452	1070	.422	179	527	.340	112	141	.794	114	376	490	3.9	228	4	177	215	96	68	1195	9.5	

Single Game Highs

Statistic	Value	
Points	31	vs DePaul 12/11/19
Rebounds	13	vs Toledo 11/20/19
Assists	5	4 times
Steals	4	at Boston College 02/13/20, at Wake Forest 01/13/22
Blocks	5	vs Florida St. 01/19/23
FG Made	13	vs DePaul 12/11/19
FG Attempts	20	at Duke 01/16/20
3FG Made	7	at Florida St. 03/01/20
3FG Attempts	12	at Virginia 01/26/20
FT Made	7	at Duke 12/21/22
FT Attempts	10	vs Toledo 11/20/19

2023-24 GAME-BY-GAME STATISTICS

#33 BRUNELLE, Sam

Opponent	Date	GS	MIN	Total		3-Pointers		Free throws		Rebounds				PF	A	TO	BLK	STL	PTS	AVG
				FG-FGA	PCT	3FG-3FGA	PCT	FT-FTA	PCT	OFF	DEF	TOT	AVG							
William & Mary	11/15/2023		13:22	4-6	.667	2-4	.500	2-3	.667	1	3	4	4.0	1	0	1	0	0	12	12.0
Oklahoma	11/19/2023		23:02	3-9	.333	0-2	.000	0-0	.000	3	3	6	5.0	1	2	1	0	0	6	9.0
vs Tulane	11/24/2023		19:35	4-7	.571	4-5	.800	0-0	.000	0	4	4	4.7	1	1	2	1	1	12	10.0
vs LSU	11/25/2023	*	31:57	5-11	.455	5-11	.455	0-0	.000	0	3	3	4.3	4	0	0	3	0	15	11.3
Missouri	11/30/2023	*	11:32	1-5	.200	1-4	.250	0-0	.000	0	1	1	3.6	0	0	0	1	0	3	9.6
at La Salle	12/03/2023	*	22:23	4-11	.364	2-6	.333	0-0	.000	2	1	3	3.5	0	0	0	0	0	10	9.7
Rider	12/06/2023	*	23:07	2-11	.182	2-8	.250	1-2	.500	3	1	4	3.6	2	1	0	0	1	7	9.3
Wofford	12/16/2023	*	11:29	0-1	.000	0-0	.000	0-0	.000	1	2	3	3.5	0	0	1	1	3	0	8.1
Fordham	12/21/2023	*	15:24	1-3	.333	1-3	.333	0-0	.000	0	3	3	3.4	0	1	2	0	0	3	7.6
NC State	12/31/2023	*	22:24	1-7	.143	0-6	.000	4-5	.800	1	1	2	3.3	2	0	0	2	0	6	7.4
at Georgia Tech	01/04/2024		14:15	0-3	.000	0-2	.000	0-0	.000	0	1	1	3.1	1	0	1	0	0	0	6.7
Duke	01/07/2024		24:46	2-3	.667	1-1	1.000	3-3	1.000	0	4	4	3.2	3	0	1	3	0	8	6.8
at NC State	01/11/2024	*	18:45	1-5	.200	0-2	.000	0-0	.000	2	2	4	3.2	4	0	5	0	0	2	6.5
at North Carolina	01/14/2024	*	13:52	1-5	.200	1-4	.250	0-0	.000	0	1	1	3.1	2	0	1	0	1	3	6.2
Notre Dame	01/18/2024		15:09	0-2	.000	0-2	.000	0-0	.000	0	0	0	2.9	1	0	1	0	0	0	5.8
at Florida St.	01/21/2024		03:57	0-1	.000	0-0	.000	0-0	.000	0	1	1	2.8	1	0	0	0	0	0	5.4
Pittsburgh	01/25/2024		07:16	1-3	.333	1-2	.500	0-0	.000	0	0	0	2.6	1	0	0	0	0	3	5.3
North Carolina	01/28/2024	*	30:18	5-9	.556	4-5	.800	0-0	.000	1	6	7	2.8	2	2	1	0	2	14	5.8
at Virginia Tech	02/01/2024	*	20:57	0-5	.000	0-5	.000	0-0	.000	0	4	4	2.9	0	0	0	0	1	0	5.5
Clemson	02/04/2024	*	37:24	9-15	.600	6-11	.545	0-0	.000	1	2	3	2.9	1	4	1	4	1	24	6.4
at Boston College	02/08/2024	*	24:06	3-6	.500	2-5	.400	2-2	1.000	2	6	8	3.1	3	3	2	1	0	10	6.6
at Wake Forest	02/11/2024	*	34:55	5-9	.556	2-5	.400	1-1	1.000	0	6	6	3.3	0	1	1	2	1	13	6.9
Syracuse	02/18/2024	*	28:04	3-9	.333	2-7	.286	2-2	1.000	0	3	3	3.3	1	5	0	2	0	10	7.0
Miami (FL)	02/22/2024	*	20:49	0-4	.000	0-3	.000	2-2	1.000	2	4	6	3.4	0	2	1	3	1	2	6.8
at Louisville	02/25/2024	*	27:56	1-6	.167	0-4	.000	2-2	1.000	0	2	2	3.3	1	1	1	0	0	4	6.7
Totals		16	516:43	56-156	.359	36-107	.336	19-22	.864	19	64	83	3.3	32	23	23	23	12	167	6.7

Player Averages

Games Played	Minutes/game	Points/game	FG Pct	3FG Pct	FT Pct	Rebounds/game	Assists/game	Turnovers/game	Assist/Turnover ratio	Steals/game	Blocks/game
25	20.7	6.7	35.9	33.6	86.4	3.3	0.9	0.9	1.0	0.5	0.9



34 London Clarkson

Graduate Student • Forward • 6-2
Pflugerville, Texas • Pflugerville HS • Florida State

2023-24

- Recorded a career-high four blocked shots at Georgia Tech (1/4)
- Tied for a career-high three assists at La Salle (12/3)
- Scored a season-high 17 points in 87-81 overtime win over Missouri (11/30)

2022-23

- All-ACC Academic Team
- Presented the "Teammate of the Year" award for women's basketball at the 2023 Hoos Choice Awards
- Appeared in 29 games with two starts
- Averaged 6.9 points and 3.6 rebounds per game
- Recorded 21 blocked shots and 16 steals
- Scored a career-high 18 points against Boston College (1/15), going 14-of-14 from the free throw line. She set the program's single-game record for free throw efficiency, eclipsing the Ariana Moorer's 2012 record of 13-of-13
- Back-to-back 15-point games at Syracuse (1/6) and at home against Virginia Tech (1/5)
- Came off the bench to score a career-high 23 points at North Carolina (2/2)
- Made her first start of the season at Pittsburgh, grabbing a career-high 10 rebounds (2/5)

CAREER STATISTICS

CLARKSON, London

SEASON	TEAM	GP-GS	MIN/AVG	Field Goals		3-Point		F-Throws		Rebounds				Scoring						
				FG-FGA	FG%	3FG-3FGA	3FG%	FT-FTA	FT%	OFF	DEF	TOT	AVG	PF-FO	A	TO	BLK	STL	PTS	AVG
2019-20	FSU	25-0	187/7.5	7-16	.438	0-0	.000	16-23	.696	15	21	36	1.4	22-0	9	9	3	3	30	1.2
2021-22	UVa	27-20	643/23.8	50-108	.463	0-2	.000	41-73	.562	39	65	104	3.9	93-8	24	68	15	24	141	5.2
2022-23	UVa	29-2	568/19.6	75-131	.573	0-1	.000	50-75	.667	49	55	104	3.6	80-3	19	53	21	16	200	6.9
2023-24	UVa	23-14	491/21.3	46-104	.442	0-0	.000	58-79	.734	44	52	96	4.2	73-2	16	29	16	21	150	6.5
TOTAL FOR UVa		79-36	1702/21.5	171-343	.499	0-3	.000	149-227	.656	132	172	304	3.8	246-13	59	150	52	61	491	6.2
TOTAL		104-36	1889/18.2	178-359	.496	0-3	.000	165-250	.660	147	193	340	3.3	268-13	68	159	55	64	521	5.0

Single Game Highs

Statistic	Value	
Points	23	at North Carolina 02/02/23
Rebounds	10	at Pittsburgh 02/05/23
Assists	3	4 times
Steals	4	vs Pittsburgh 02/20/22
Blocks	4	at Georgia Tech 01/04/24
FG Made	8	at North Carolina 02/02/23
FG Attempts	15	vs Virginia Tech 01/29/23
3FG Attempts	1	vs Virginia Tech 01/27/22, vs American 12/07/21, at Pittsburgh 02/05/23
FT Made	14	vs Boston College 01/15/23
FT Attempts	14	vs Boston College 01/15/23

2023-24 GAME-BY-GAME STATISTICS

#34 CLARKSON, London

Opponent	Date	GS	MIN	Total		3-Pointers		Free throws		Rebounds				PF	A	TO	BLK	STL	PTS	AVG
				FG-FGA	PCT	3FG-3FGA	PCT	FT-FTA	PCT	OFF	DEF	TOT	AVG							
Campbell	11/12/2023	*	28:43	3-7	.429	0-0	.000	6-6	1.000	1	2	3	3.0	2	2	1	0	2	12	12.0
William & Mary	11/15/2023	*	19:45	2-4	.500	0-0	.000	2-2	1.000	1	3	4	3.5	4	0	1	2	1	6	9.0
Oklahoma	11/19/2023	*	19:34	4-8	.500	0-0	.000	5-6	.833	4	0	4	3.7	4	0	1	0	3	13	10.3
vs Tulane	11/24/2023	*	15:46	0-4	.000	0-0	.000	1-2	.500	3	1	4	3.8	1	1	0	1	3	1	8.0
vs LSU	11/25/2023		19:05	1-2	.500	0-0	.000	2-2	1.000	3	0	3	3.6	4	1	1	0	0	4	7.2
Missouri	11/30/2023		31:36	5-6	.833	0-0	.000	7-8	.875	4	3	7	4.2	2	1	0	0	1	17	8.8
at La Salle	12/03/2023		19:46	4-6	.667	0-0	.000	3-4	.750	4	3	7	4.6	4	3	2	0	1	11	9.1
Wofford	12/16/2023	*	32:45	2-4	.500	0-0	.000	3-4	.750	4	5	9	5.1	2	1	1	1	0	7	8.9
Fordham	12/21/2023		26:02	3-4	.750	0-0	.000	3-4	.750	1	1	2	4.8	1	0	1	2	1	9	8.9
NC State	12/31/2023	*	15:46	1-4	.250	0-0	.000	1-2	.500	0	1	1	4.4	4	0	1	1	0	3	8.3
at Georgia Tech	01/04/2024	*	24:17	4-5	.800	0-0	.000	3-7	.429	2	4	6	4.5	5	0	2	4	2	11	8.5
Duke	01/07/2024	*	17:50	0-3	.000	0-0	.000	3-4	.750	3	1	4	4.5	4	0	1	0	0	3	8.1
at NC State	01/11/2024		09:05	0-2	.000	0-0	.000	0-0	.000	1	2	3	4.4	2	0	1	0	0	0	7.5
at North Carolina	01/14/2024		31:33	4-7	.571	0-0	.000	2-4	.500	1	6	7	4.6	4	0	0	0	1	10	7.6
Notre Dame	01/18/2024	*	18:03	2-4	.500	0-0	.000	1-2	.500	2	3	5	4.6	5	0	4	1	0	5	7.5
at Florida St.	01/21/2024	*	28:11	4-9	.444	0-0	.000	2-5	.400	3	3	6	4.7	4	3	2	1	2	10	7.6
Pittsburgh	01/25/2024	*	29:21	0-4	.000	0-0	.000	3-4	.750	1	6	7	4.8	3	2	2	1	0	3	7.4
North Carolina	01/28/2024	*	21:50	3-5	.600	0-0	.000	4-5	.800	0	2	2	4.7	4	0	3	0	0	10	7.5
at Virginia Tech	02/01/2024	*	20:01	1-2	.500	0-0	.000	1-2	.500	0	1	1	4.5	3	0	1	0	0	3	7.3
Clemson	02/04/2024	*	14:30	1-4	.250	0-0	.000	0-0	.000	0	2	2	4.4	3	0	0	0	0	2	7.0
Syracuse	02/18/2024		12:33	0-3	.000	0-0	.000	2-2	1.000	1	0	1	4.2	2	2	1	0	2	2	6.8
Miami (FL)	02/22/2024		17:40	1-3	.333	0-0	.000	2-2	1.000	2	2	4	4.2	2	0	1	1	0	4	6.6
at Louisville	02/25/2024		17:05	1-4	.250	0-0	.000	2-2	1.000	3	1	4	4.2	4	0	2	1	2	4	6.5
Totals		14	490:47	46-104	.442	0-0	.000	58-79	.734	44	52	96	4.2	73	16	29	16	21	150	6.5

Player Averages

Games Played	Minutes/game	Points/game	FG Pct	3FG Pct	FT Pct	Rebounds/game	Assists/game	Turnovers/game	Assist/Turnover ratio	Steals/game	Blocks/game
23	21.3	6.5	44.2	0.0	73.4	4.2	0.7	1.3	0.6	0.9	0.7



41 Taylor Lauterbach

Graduate Student • Center • 6-7
Appleton, Wisc • Appleton West HS • K-State

2023-24

- Made one 3-pointer and recorded four rebounds and three blocks against No. 3 NC State (12/31)

2020-23 AT K-STATE

- Played in 2022 Red Bull USA Basketball 3X Nationals
- Two-time Big 12 Commissioner's Honor Roll
- 2022 and 2023 Academic All-Big 12 First Team
- Appeared in 75 games with five starts her junior seasons

BACKGROUND

- 2020 and 13th among post players
- Ranked as the 13th center in the nation by ESPNW Hoopgurlz for the Class of 2020
- 2020 McDonald's All-American Game nominee
- 2020 Wisconsin Basketball Coaches Association (WBCA) D1 All-State Honorable Mention
- 2020 All-Fox Valley Association First Team after twice being named to the second team

CAREER STATISTICS

LAUTERBACH, Taylor

SEASON	TEAM	GP-GS		MIN/AVG		Field Goals		3-Point		F-Throws		Rebounds				Scoring									
		GP	GS	MIN	AVG	FG-FGA	FG%	3FG-3FGA	3FG%	FT-FTA	FT%	OFF	DEF	TOT	AVG	PF-FO	A	TO	BLK	STL	PTS	AVG			
2020-21	KState	24	0	222	9.2	19	44	.432	1	6	.167	7	20	21	40	61	2.5	25	0	7	18	17	0	46	1.9
2021-22	KState	31	0	244	7.9	17	55	.309	0	4	.000	10	12	10	42	52	1.7	32	0	3	15	13	2	44	1.4
2022-23	KState	20	5	144	7.2	9	29	.310	1	1	1.000	6	6	8	25	33	1.7	28	0	3	11	12	3	25	1.3
2023-24	UVa	19	0	120	6.3	5	24	.208	2	8	.250	7	10	11	26	37	1.9	20	0	2	11	8	2	19	1.0
TOTAL FOR UVa		19	0	120	6.3	5	24	.208	2	8	.250	7	10	11	26	37	1.9	20	0	2	11	8	2	19	1.0
TOTAL		94	5	731	7.8	50	152	.329	4	19	.211	30	48	50	133	183	1.9	105	0	15	55	50	7	134	1.4

Single Game Highs

Statistic	Value	
Points	10	vs Western Ky. 11/14/21
Rebounds	16	vs Idaho St. 12/08/20
Assists	3	vs Idaho St. 12/08/20
Steals	2	vs Rider 12/06/23
Blocks	6	at Central Ark. 12/05/20
FG Made	4	vs Western Ky. 11/14/21
FG Attempts	9	vs Idaho St. 12/08/20
3FG Made	1	4 times
3FG Attempts	3	vs NC State 12/31/23
FT Made	3	at Central Ark. 12/05/20
FT Attempts	8	at Central Ark. 12/05/20

2023-24 GAME-BY-GAME STATISTICS

#41 LAUTERBACH, Taylor

Opponent	Date	GS	MIN	Total		3-Pointers		Free throws		Rebounds				PF A TO BLK STL PTS AVG							
				FG-FGA	PCT	3FG-3FGA	PCT	FT-FTA	PCT	OFF	DEF	TOT	AVG	PF	A	TO	BLK	STL	PTS	AVG	
UMES	11/08/2023		09:33	0-0	.000	0-0	.000	1-2	.500	1	3	4	4.0	1	0	3	0	0	0	1	1.0
Campbell	11/12/2023		06:09	0-0	.000	0-0	.000	0-0	.000	0	1	1	2.5	3	0	1	0	0	0	0	0.5
William & Mary	11/15/2023		08:53	1-3	.333	0-1	.000	0-0	.000	1	4	5	3.3	1	0	1	1	0	0	2	1.0
vs Tulane	11/24/2023		04:08	0-2	.000	0-0	.000	0-0	.000	0	2	2	3.0	1	0	0	0	0	0	0	0.8
at La Salle	12/03/2023		09:10	0-1	.000	0-0	.000	2-2	1.000	0	2	2	2.8	1	1	0	2	0	2	2	1.0
Rider	12/06/2023		07:21	1-1	1.000	0-0	.000	0-0	.000	1	1	2	2.7	2	0	1	0	0	2	2	1.2
Wofford	12/16/2023		07:51	0-2	.000	0-2	.000	0-0	.000	2	1	3	2.7	1	0	1	0	0	0	0	1.0
NC State	12/31/2023		10:48	1-5	.200	1-3	.333	0-0	.000	0	4	4	2.9	2	0	0	3	0	3	0	1.3
Duke	01/07/2024		04:29	0-1	.000	0-0	.000	0-0	.000	1	0	1	2.7	2	0	0	0	0	0	0	1.1
at NC State	01/11/2024		13:45	0-3	.000	0-0	.000	0-0	.000	1	1	2	2.6	0	0	0	0	0	0	0	1.0
at North Carolina	01/14/2024		03:32	1-1	1.000	0-0	.000	1-2	.500	0	0	0	2.4	0	0	0	0	0	0	3	1.2
Notre Dame	01/18/2024		10:00	1-2	.500	1-1	1.000	2-2	1.000	0	2	2	2.3	3	0	3	1	0	5	1.5	
at Florida St.	01/21/2024		04:38	0-0	.000	0-0	.000	0-0	.000	0	1	1	2.2	0	0	0	0	0	0	0	1.4
Pittsburgh	01/25/2024		05:48	0-0	.000	0-0	.000	0-0	.000	1	1	2	2.2	3	1	1	0	0	0	0	1.3
North Carolina	01/28/2024		05:05	0-1	.000	0-0	.000	1-2	.500	2	1	3	2.3	0	0	0	0	0	0	1	1.3
at Virginia Tech	02/01/2024		02:49	0-0	.000	0-0	.000	0-0	.000	0	0	0	2.1	0	0	0	0	0	0	0	1.2
at Boston College	02/08/2024		00:02	0-0	.000	0-0	.000	0-0	.000	0	0	0	2.0	0	0	0	0	0	0	0	1.1
Miami (FL)	02/22/2024		03:56	0-2	.000	0-1	.000	0-0	.000	0	2	2	2.0	0	0	0	1	0	0	0	1.1
at Louisville	02/25/2024		02:10	0-0	.000	0-0	.000	0-0	.000	1	0	1	1.9	0	0	0	0	0	0	0	1.0
Totals			0	120:06	5-24	.208	2-8	.250	7-10	.700	11	26	37	1.9	20	2	11	8	2	19	1.0

Player Averages

Games Played	Minutes/game	Points/game	FG Pct	3FG Pct	FT Pct	Rebounds/game	Assists/game	Turnovers/game	Assist/Turnover ratio	Steals/game	Blocks/game
19	6.3	1.0	20.8	25.0	70.0	1.9	0.1	0.6	0.2	0.1	0.4

2023-24 BROADCAST SHEET




#0 OLIVIA MCGHEE
6-2 Guard
Mineral, Va.



#1 PARIS CLARK
5-8 Guard
The Bronx, N.Y.



#4 JILLIAN BROWN
5-10 Guard
Grand Rapids, Mich.



#5 YONTA VAUGHN
5-8 Guard
District Heights, Md.



#10 MIR MCLEAN
5-11 Guard/Forward
Baltimore, Md.




#12 EDESSA NOYAN
6-3 Forward
Södertälje, Sweden



#14 KAYDAN LAWSON
6-0 Guard
Cleveland, Ohio



#20 CAMRYN TAYLOR
6-2 Forward
Peoria, Ill.



#21 KYMORA JOHNSON
5-7 Guard
Charlottesville, Va.



#23 ALEXIA SMITH
5-8 Guard
Columbus, Ohio



#32 CADY PAULEY
5-11 Guard
Milan, Mo.



#33 SAM BRUNELLE
6-2 Forward
Ruckersville, Va.



#34 LONDON CLARKSON
6-2 Forward
Pflugerville, Texas



#41 TAYLOR LAUTERBACH
6-7 Center
Appleton, Wisc.



Amaka Agugua-Hamilton
Head Coach
2nd Season




CJ Jones
Assistant Coach
2nd Season



Tori Jankoska
Assistant Coach
2nd Season



Alysiah Bond
Assistant Coach
2nd Season



Janko Popovic
Assistant Coach
2nd Season