

# VIRGINIA

## 2023-24 WOMEN'S BASKETBALL GAME NOTES

### GAME INFORMATION

**Tipoff:** Sun, Feb. 11, 2024 · 2 p.m.  
**Site:** Winston-Salem, N.C. / LVM Coliseum  
**Watch:** ACC Network Extra  
– Evan Budrovich (pbp) & Stan Lewter (analyst)  
**Radio:** 98.9-FM/1070-AM WINA  
– Luke Neer  
**Live Stats:** VirginiaSports.com  
**Twitter:** @UVAWomensHoops  
**Virginia vs. Wake Forest:** 70-10  
**Charlottesville:** 32-3  
**Winston-Salem:** 31-4 **Neutral:** 7-3  
**First Meeting:** Feb. 5, 1976 · W, 71-62 @UVA  
**Last Meeting:** March 1, 2023 · L, 57-68 @ACC Tourn.  
**Winning Streak:** 1 game by Wake Forest

### 2023-24 SCHEDULE/RESULTS

**Overall: 11-12 ACC: 3-9**  
**Home: 7-7 Away: 3-4 Neutral: 1-1**

Date	Opponent	TV	Time/Result
Wed, Nov. 8	UMES	ACCNX	W, 76-52
Sun, Nov. 12	Campbell	ACCNX	W, 74-49
Wed, Nov. 15	William & Mary	ACCNX	W, 80-51
Sun, Nov. 19	#25 Oklahoma	ACCN	L, 67-82
Fri, Nov. 24	# vs. Tulane	Flo (\$)	W, 81-59
Sat, Nov. 25	# vs. #7 LSU	Flo (\$)	L, 73-76
Thu, Nov. 30	\$ Missouri	ACCN	W (OT), 87-81
Sun, Dec. 3	at La Salle	ESPN+	W, 94-73
Wed, Dec. 6	Rider	ACCNX	W, 78-51
Sat, Dec. 16	Wofford	ACCNX	L, 70-71
Thu, Dec. 21	Fordham	ACCNX	W, 82-56
Sun, Dec. 31	* #3 NC State	ACCN	L, 61-72
Thu, Jan. 4	* at Georgia Tech	ACCNX	L, 60-63
Sun, Jan. 7	* Duke	The CW	L, 56-60
Thu, Jan. 11	* at #6 NC State	ACCNX	L, 66-93
Sun, Jan. 14	* at #20 North Carolina	ACCN	L, 68-81
Thu, Jan. 18	* #19 Notre Dame	ACCNX	L, 76-86
Sun, Jan. 21	* at #15 Florida State	ACCNX	W, 91-87
Thu, Jan. 25	* Pittsburgh	ACCNX	L, 52-56
Sun, Jan. 28	* #20 North Carolina	The CW	W, 81-66
Thu, Feb. 1	* at #17 Virginia Tech	ACCN	L, 63-76
Sun, Feb. 4	* Clemson	ACCN	L, 69-75
Thu, Feb. 8	* at Boston College	ACCN	W, 73-66
Sun, Feb. 11	* at Wake Forest	ACCNX	2 p.m.
Sun, Feb. 18	* Syracuse	ACCN	2 p.m.
Thu, Feb. 22	* Miami	ACCNX	7 p.m.
Sun, Feb. 25	* at Louisville	The CW	12 p.m.
Thu, Feb. 29	* at Duke	ACCNX	7 p.m.
Sun, March 3	* Virginia Tech	ACCN	6 p.m.
March 6-10	ACC Tournament	ACCN/ESPN/ESPN2	

**Bold** – Home games

All times are Eastern

\* – ACC regular-season game

# – Cayman Islands Classic (George Town, Grand Cayman)

\$ – ACC/SEC Challenge

% – ACC Tournament (Greensboro, N.C.)



VS.



### VIRGINIA CAVALIERS (11-12, 3-9 ACC)

Head Coach: Amaka Agugua-Hamilton (Hofstra '05, VCU '07)  
At UVA: 26-27 (2nd season), Career: 100-42 (5th season)

### WAKE FOREST DEMON DEACONS (4-19, 0-11 ACC)

Head Coach: Megan Gebbia (Towson '94)  
At WF: 21-36 (2nd season); Career: 181-142 (11th season)

#### FOR OPENERS

- Virginia is coming off a 73-66 road win over Boston College (Feb. 8).
- The victory over the Eagles was the 100th of **Amaka Agugua-Hamilton's** head coaching career.
- The Cavaliers have won two of their last four games.
- Wake Forest (0-11) is the only winless team in ACC play.

#### A WIN FOR THE CAVALIERS WOULD...

- Give Virginia its third victory in its last five games.
- Mark UVA's first back-to-back ACC victories of the season.
- Give the Cavaliers back-to-back ACC road victories for the first time since the 2017-18 season.
- Match last year's ACC win total (4).

#### SERIES HISTORY

- Virginia leads the all-time series, which began in 1976, 70-10.
- The Cavaliers are 31-4 all-time against Wake in Winston-Salem.
- Of Wake's 10 victories since the series began 49 years ago, five of them have come in the last six meetings dating back to 2018-19.
- The Cavaliers won 49 straight meetings from 1979 through 2002.

#### LAST MEETING BETWEEN THE HOOS & WAKE FOREST

- With only seven available players due to injury, Virginia fell 68-57 to the Demon Deacons in the first round of last year's ACC Tournament in Greensboro, N.C. on March 1.
- The Cavaliers cut a 13-point first-half deficit down to one point in the opening seconds of the third quarter, but Wake mounted a 21-1 run in that same period to build up a 21-point lead.
- **Camryn Taylor** led UVA with 19 points and eight rebounds, while **Alexia Smith** finished with 14 points, matching her career high.

#### VIRGINIA'S PREVIOUS STARTING LINEUP

Pos.	No.	Player (Hometown)	Yr.	Ht.	PPG	RPG	APG	NOTES
G	21	Kymora Johnson (Charlottesville, Va.)	Fr.	5-7	14.8	4.5	5.2	McDonald's High School All-American; 2x Virginia Player of the Year
G	1	Paris Clark (Bronx, N.Y.)	So.	5-8	9.6	4.3	1.6	Transfer from Arizona; No. 33 transfer according to espnW
G	4	Jillian Brown (Grand Rapids, Mich.)	Jr.	5-10	5.5	5.5	1.8	Played two seasons at Northwestern (2021-23)
F	33	Sam Brunelle (Ruckersville, Va.)	Gr.	6-2	6.6	3.1	0.7	Katrina McClain Watch List selection (nation's top PF)
F	12	Edessa Noyan (Södertälje, Sweden)	Fr.	6-3	3.3	3.1	0.4	Member of Swedish U20 national team; three-level scorer

#### OTHER KEY CONTRIBUTORS

Pos.	No.	Player (Hometown)	Yr.	Ht.	PPG	RPG	APG	NOTES
G	0	Olivia McGhee (Louisville, Va.)	Fr.	6-2	6.3	2.1	0.3	Played three years for Louisa HS; played senior year at IMG Academy
G	5	Yonta Vaughn (District Heights, Md.)	So.	5-8	5.1	2.4	3.7	Cayman Islands Classic All-Tournament Team
G/F	10	Mir McLean (Baltimore, Md.)	Sr.	5-11	0.0	0.0	0.0	Last year's second-leading scorer before suffering season-ending injury
G	14	Kaydan Lawson (Cleveland, Ohio)	Sr.	6-0	2.4	2.4	0.4	Appeared in 28 games, including 18 starts in 2022-23
F	20	Camryn Taylor (Peoria, Ill.)	5 <sup>th</sup>	6-2	14.1	6.3	0.5	2022 Second Team All-ACC; 10 career double-doubles
G	23	Alexia Smith (Columbus, Ohio)	Sr.	5-8	3.8	4.2	2.0	Appeared in 29 games in 2022-23, including 13 starts
G	32	Cady Pauley (Milan Mo.)	So.	5-11	2.8	0.6	0.3	Of her 30 made FGs in 2022-23, 22 of them were 3FGs
F	34	London Clarkson (Pflugerville, Texas)	Gr.	6-2	7.0	4.4	0.7	Appeared in 29 games last year; 19 career 10+ point games
C	41	Taylor Lauterbach (Appleton, Wisc.)	Gr.	6-7	1.2	2.1	0.1	Transfer from Wisconsin; earned undergrad degree in three years

#### LAST TIME OUT

- Five Cavaliers scored in double figures in their 73-66 road victory over Boston College this past Thursday (Feb. 10).
- In her first game back since Jan. 18 due to a concussion, **Yonta Vaughn** came off the bench to score a career-high 16 points on 6-of-13 shooting.
- **Edessa Noyan** (13 pts, 6-8 FG, 9 reb) also scored a career best.
- **Paris Clark** (14 pts, 6-11 FG), **Kymora Johnson** (10 pts) and **Sam Brunelle** (10 pts, 8 reb) rounded out the list of UVA's five double-digit scorers.
- The score was tied at the end of the third quarter and Virginia outscored the Eagles by seven in the fourth.
- The win marked **Amaka Agugua-Hamilton's** 100th of her career, including 26 as UVA head coach.

#### COMIN' IN HOT

- With an average of 24.4 points from its bench, Virginia is currently second in the ACC and 39th in the nation in bench scoring.
- The Cavaliers have tallied at least 25 points from its bench in 11 games this season, including its most recent against Boston College (26).
- In two of those games, the Cavaliers have scored at least 45 points from their reserves (Tulane – 49; La Salle – 45).
- In UVA's 81-59 comeback win over Tulane (Nov. 24), the Cavaliers scored 49 points off the bench, the most by UVA in a single game since Dec. 18, 2011, when its bench scored 55 points in a 92-43 victory over Radford.
- Additionally, the Hoos' top-3 scorers against the Green Wave in **Yonta Vaughn** (14 pts), **Sam Brunelle** (12 pts) and **Alexa Smith** (10 pts) came off the bench.

# GAME NOTES

## WINS OVER RANKED OPPONENTS

- For the first time since the 2013-14 season, the Cavaliers have recorded two wins over ranked opponents (at #15 Florida State and vs. #20 North Carolina).
- Prior to Virginia naming **Amaka Agugua-Hamilton** head coach on March 21, 2022, the Cavaliers had lost 27 consecutive matchups to ranked opponents.
- Entering its matchup against FSU, the Cavaliers were 3-47 in their last 50 games against ranked opponents.

## KYMORA JOHNSON LEADING THE CHARGE

- First-year guard **Kymora Johnson** is one of the top freshmen in the nation.
- Johnson is currently leading the Cavaliers in scoring in conference play with an average of 17.3 points per game, good for ninth among all ACC players.
- Prior to this week's road win over BC, Johnson led UVA in scoring in its previous six games, including a career-high 35 points in the Hoos' 81-87 road upset over then-No. 15 Florida State (Jan. 21).
- In UVA's last six games, Johnson is averaging 22.2 points per game and shooting 52.3 percent from the field.
- Notre Dame's Hannah Hidalgo (5.5 apg) and Johnson (5.2 apg) are the nation's freshman assist leaders.

## OLD SCHOOL BASKETBALL

- For games played through Feb. 9, Virginia is 11th in the nation in rebounds per game (43.65), 25th in defensive rebounds per game (29.1) and 30th in offensive rebounds per game (14.5).
- The Hoos lead the ACC free throw percentage (77.6), good for 19th nationally.
- The Cavaliers are 11-5 this season when either leading or tying their opponents in rebounding.
- UVA has shot at least 80 percent from the charity stripe in nine games this season, including the most recent win over BC.

## CAMRYN TAYLOR PROPELLING THE HOOS

- Fifth-year forward **Camryn Taylor** has led UVA in scoring in 10 games this season, including five ACC contests.
- She scored a season-high 26 points in UVA's overtime win over Missouri (Nov. 30).
- Her 26 points against the Tigers were just one shy of tying her career high.
- Taylor has scored in double figures 15 times this season and leads the team in double-doubles (3).
- She is currently 14th in the ACC in scoring (14.1 ppg).
- Taylor is currently second in the ACC and 34th in the nation in free throw percentage (87.5).
- At La Salle (Dec. 3), Taylor went 10-for-10 at the charity stripe without hitting a basket from the field.

## JOHNSON GARNERS WEEKLY HONORS

- Kymora Johnson** was named ACC Rookie of the Week and U.S. Basketball Writers Association's Tamika Catchings national freshman of the week for her performance against Notre Dame (Jan. 18) and at then-No. 15 Florida State (Jan. 21).
- Johnson averaged 25.5 points, 7.5 rebounds, 6.5 assists and shot 59 percent from the field.
- She scored 35 points in the win over FSU, which tied for sixth all-time in program history.
- Johnson is the first Virginia player to be named ACC Rookie of the Week since Kylie Kornegay-Lucas was recognized on Nov. 25, 2019.
- Johnson is one of just two freshmen in school history to achieve that milestone with the other being Dawn Staley, who had 37 points at Wake Forest on Feb. 2, 1989.
- At the time, she was also one of just five freshmen nationally – and the only ACC freshman – to score 35 points in a game this season.
- Prior to Virginia's matchup in Tallahassee, the last time a Cavalier scored 35 points was on Jan. 21, 2010, when Monica Wright scored 39 points at Boston College.

## VIRGINIA'S 91-87 ROAD TRIUMPH OVER NO. 15 FLORIDA STATE

- Kymora Johnson** scored 35 points on 14-of-20 shooting, pulled down seven rebounds and dished out six assists to lead the Cavaliers to a 91-87 triumph over then-No. 15 Florida State at Tucker Center on Jan. 21.
- The win marked the Cavaliers' first in league play this season and first true road win over an ACC team since the 2019-20 season.
- UVA's 91 points were the most in regulation against an ACC opponent since Jan. 30, 1998, when the Cavaliers scored 93 against Georgia Tech.
- The last time UVA scored at least 91 points against an ACC foe was in quadruple overtime at NC State on Feb. 10, 2011, when the Hoos scored 103 points.
- The win marked Cavaliers' first in Tallahassee since the 2011-12 season.
- The victory was also UVA's first true road win over a ranked opponent since Feb. 13, 2011, when UVA toppled then-No. 11 Maryland, 60-57, in College Park, Md.
- Including Johnson, five Cavaliers finished with double-digit points.

## HOOS RECEIVE VOTE IN AP TOP 25

- Following its 91-87 road win over then-No. 15 Florida State, Virginia received one vote in the subsequent AP top 25 poll, which was released Jan. 22.
- Last year, the Cavaliers cracked the USA Today Coaches Poll at No. 25 after starting the season 12-0 in **Amaka Agugua-Hamilton's** first season as Virginia head coach.

## HEAT CHECK

- After shooting 19.9 percent from 3-point range in its first four games of the season, the Cavaliers set the program single-game record with 15 made 3-pointers (35 attempts) in UVA's comeback win over Tulane (Nov. 24).
- Six different Cavaliers made a 3-pointer against the Green Wave, including **Sam Brunelle** (4-5 3FG) and **Yonta Vaughn** (4-8 3FG), who led the team with four each.
- UVA's previous record was 14 made 3s (24 attempts) at Rider on Jan. 2, 2008.
- In its 81-66 win over No. 20 North Carolina (Jan. 28), the Cavaliers went 11 for 19 (58 percent) from the 3-point range, its best mark of the season.

## DON'T CALL IT A COMEBACK

- This season, the Cavaliers have successfully mounted two 15-point comebacks, their 81-59 triumph over Tulane (Nov. 24) and 87-81 overtime win over Missouri (Nov. 30).
- Virginia trailed the Tigers 28-13 with 9:30 left in the second quarter.
- Against Tulane, the Hoos trailed 19-5 with 3:01 remaining in the first quarter.
- UVA went on to lead by as many as 24 points [66-42] with 9:45 remaining against the Green Wave.
- Both comebacks are UVA's largest since it set the program record on Feb. 13, 2020, when the Cavaliers overcame a 22-point deficit in the Hoos' 69-64 win over Miami.
- UVA overcame 13-point deficit with 7:51 to play in the second quarter in the Cavaliers' 81-66 victory over No. 20 North Carolina (Jan. 28).
- Most recently, Virginia overcame a 10-point deficit in the first quarter in its 73-66 road win over BC (Feb. 8).

## NON-CONFERENCE SUCCESS

- Under head coach **Amaka Agugua-Hamilton**, UVA is 19-3 in non-conference action.
- The Cavaliers won their first 14 non-conference matchups before falling to No. 25 Oklahoma, 82-67, on Nov. 19.

## ON THE HORIZON

- With no midweek game this week, the Cavaliers return to action on Sunday (Feb. 18) when they host Syracuse (19-4, 9-3 ACC), which is ranked No. 23 in this week's AP top-25 poll.
- Tipoff from John Paul Jones Arena is set for 2 p.m. on ACC Network.
- The game will be Virginia's designated National Girls and Women in Sports Day (NGWSD) game, and will celebrate former longtime head coach Debbie Ryan as this year's honoree.

## EVERYBODY WANTS SOME

- After finishing fourth in the ACC in attendance (3,489) in 2022-23, UVA set a program record for season tickets sold this offseason after adding 1,000 new season ticket holders this year.
- For games played through Feb. 9, Virginia is currently fifth in the ACC and No. 24 in the nation in attendance (4,235/gm).
- Virginia hosted a season-high 5,690 for Alumni Day in John Paul Jones Arena in the Cavaliers' 81-66 win over No. 20 North Carolina (Jan. 28).
- Last season, Virginia also hosted 6,378 fans for National Girls and Women in Sports Day and Senior Day, which marked the highest attendance for a UVA women's basketball non-field trip day game since 2011.

## CULTURE WINS

- Since becoming UVA's sixth head coach in the spring of 2022, one of **Amaka "Mox" Agugua-Hamilton's** biggest points of emphasis has been establishing a strong culture now and for years to come.
- A few of Virginia's team mantras include: Grind Now, Shine Later (#GNLSL), Culture Wins, Give, and Family.
- Coach Mox has defined her mantra "Grind Now, Shine Later" as 'progress is a process'. When you focus on the work that's in front of you, the results and recognition will fall into place.

# GAME NOTES

## UVA'S RECORD UNDER AGUGUA-HAMILTON WHEN...

### AMAKA AGUGUA-HAMILTON

#### OVERVIEW

- Amaka "Mox" Agugua-Hamilton was named Virginia's sixth head coach on March 21, 2022.
- Native of Herndon, Va., where she attended Oakton HS.
- Tripled the Cavaliers' win total (15) in 2022-23 from the previous two seasons combined.
- Recruited in the nation's No. 13 signing class of 2023.
- Led UVA to its first top-25 ranking in the USA Today Coaches Poll since 2010.
- Spent three seasons at Missouri State where she led the Lady Bears to back-to-back NCAA Tournament appearances, including a Sweet 16 appearance in 2021.
- Two-time MVC Coach of the Year (2020-21).
- 2020 WBCA Rookie Coach of the Year.
- 2021 WBCA National Coach of the Year finalist.
- Recorded nine wins over Power-5 teams in three seasons at MSU.
- First African-American woman to be named head coach for any sport at MSU.



#### EDUCATION

College: Hofstra '05, VCU '07

#### COACHING EXPERIENCE

Year	School (position)
2006-07	VCU (graduate assistant)
2007-09	VCU (assistant coach)
2009-11	Indiana (assistant coach)
2011-13	Old Dominion (assistant coach)
2013-15	Michigan State (assistant coach)
2015-19	Michigan State (associate head coach)
2019-22	Missouri State (head coach)
2022-pres.	Virginia (head coach)

#### THE AGUGUA-HAMILTON RECORD

Year	School	Record (Conf)	Postseason
2019-20	Missouri State	26-4 (16-2)	N/A (COVID-19)
2020-21	Missouri State	23-3 (16-0)	NCAA Sweet 16
2021-22	Missouri State	25-8 (14-4)	NCAA First Round
2022-23	Virginia	15-15 (4-14)	WNIT invitee
2023-24	Virginia	11-12 (3-9)	
<b>Total</b>	<b>5 seasons</b>	<b>100-42</b>	
<b>Virginia</b>	<b>2 seasons</b>	<b>26-27 (7-23)</b>	

#### AGUGUA-HAMILTON VS. 2023-24 OPPONENTS

Opponent	Career	UVA
Boston College	2-0	2-0
Campbell	2-0	2-0
Clemson	0-2	0-2
Duke	0-3	0-3
Florida State	2-1	1-1
Fordham	1-0	1-0
Georgia Tech	1-1	1-1
La Salle	1-0	1-0
Louisville	0-1	0-1
LSU	0-2	0-1
Maryland Eastern-Shore	2-0	2-0
Miami (Fla.)	0-1	0-1
Missouri	4-0	1-0
NC State	1-3	1-3
North Carolina	1-3	1-3
Notre Dame	0-2	0-2
Oklahoma	1-1	0-1
Pittsburgh	0-2	0-2
Rider	1-0	1-0
Syracuse	0-1	0-1
Tulane	1-0	1-0
Virginia Tech	1-3	0-3
Wake Forest	1-2	1-1
William & Mary	2-0	2-0
Wofford	0-1	0-1

#### VIRGINIA TO HONOR DEBBIE RYAN FOR NATIONAL GIRLS & WOMEN IN SPORTS DAY

- Legendary Virginia women's basketball head coach **Debbie Ryan** will be honored at UVA's National Girls and Women in Sports Day (NGWSD) celebration on Sunday, Feb. 18, when the Cavaliers host Syracuse (2 p.m.).
- Since 1996, the Virginia Department of Athletics and the Maxine Platzler Lynn Women's Center have collaborated in a celebration of NGWSD, an event that brings national attention to the achievements of female athletes and issues facing girls and women in sport.
- In addition to honoring Ryan at halftime, Virginia Athletics will host a NGWSD pregame youth sports festival on the concourse of John Paul Jones Arena.
- After serving as an assistant coach for two years, Ryan became UVA's third women's basketball head coach in 1977 and led the Cavaliers for 34 seasons.
- Her teams earned a berth in the NCAA Tournament 24 times, including three consecutive Final Four appearances from 1990-92.
- Ryan guided the Cavaliers to three ACC Tournament titles and 11 ACC regular-season championships.
- She was honored as the Naismith Coach of the Year in 1991 by the Atlanta Tipoff Club and remains the only women's basketball coach to be named ACC Coach of the Year seven times.
- Ryan finished her tenure at UVA with a record of 736-323.
- She is currently one of 10 head coaches in Division-I women's basketball history to tally at least 700 wins at the same institution.
- In 2008 - while she was still head coach at UVA - Ryan was enshrined in the Women's Basketball Hall of Fame and the Virginia Sports Hall of Fame in 2012.

#### VIRGINIA INKS BREONA HURD TO CLASS OF 2024

- Virginia women's basketball head coach Amaka Agugua-Hamilton announced the signing of **Breona Hurd** (Waynesville, Mo.) to the Cavaliers' 2024 signing class on Wednesday (Nov. 8).
- On Jan. 9, Hurd was named a McDonald's All-American nominee.
- With 37 points in Waynesville's win over Washington on Jan. 26, Hurd became the school's all-time leading scorer (2,065).
- Agugua-Hamilton described Hurd as, "a versatile forward that can shoot, pass, and score in the low post. She is physical, can rebound and start the break."

#### THE RETURNERS

- This season, Virginia returns eight players from last year's squad, including Second Team All-ACC selection **Camryn Taylor** and 2024 Katrina McClain Watch List (nation's top power forward) selection **Sam Brunelle**.
- Other returners include guards **Kaydan Lawson**, **Alexia Smith**, **Cady Pauley** and **Yonta Vaughn**, and forwards **Mir McLean** and **London Clarkson**.

Category	All	2023-24
Leading at the half	18-4	7-3
Trailing at the half	8-21	5-8
Tied at the half	0-2	0-1
Playing in overtime	1-0	1-0
Playing a non-conference opponent	19-4	8-3
Playing an ACC opponent	7-24	3-9
Shooting 50% or better	4-0	2-0
Shooting between 40-49.9%	16-8	7-3
Shooting less than 40%	6-19	2-9
Opponents shoot 50% or better	0-5	0-0
Opponents shoot less than 50%	25-23	10-13
UVA outrebounds its opponent	21-10	10-5
Opponent outrebounds UVA	2-17	0-7
Teams are tied in rebounds	3-0	1-0
UVA has 10 or more steals	12-6	4-2
UVA shoots 70% FT or better	17-19	8-8
UVA shoots less than 70% FT	9-9	3-4
Scoring less than 50 points	0-0	0-0
Scoring 50-59 points	0-9	0-2
Scoring 60-69 points	4-13	0-7
Scoring 70-79 points	10-5	4-3
Scoring 80-89 points	9-0	5-0
Scoring more than 90 points	3-0	2-0
Allowing fewer than 50 points	5-0	1-0
Allowing fewer than 40 points	2-0	0-0
Playing in John Paul Jones Arena	18-12	7-7
Playing on the road	7-13	3-4
Playing on a neutral court	1-2	1-1
Game decided by 1-4 points	2-6	1-5
Game decided by 5-10 points	4-7	2-2
Game decided by 11+ points	20-14	8-5
Playing at night	11-14	4-5
Playing in the afternoon	14-13	6-7
Playing in the morning	1-0	1-0
Playing on Monday	1-0	0-0
Playing on Tuesday	0-0	0-0
Playing on Wednesday	7-2	3-0
Playing on Thursday	5-12	3-5
Playing on Friday	1-0	1-0
Playing on Saturday	1-2	0-2
Playing on Sunday	11-11	4-5
Playing in November	14-2	5-2
Playing in December	7-3	3-2
Playing in January	3-13	2-6
Playing in February	2-8	1-2
Playing in March	0-1	0-0

#### ACC PRESEASON POLL

- Virginia Tech (45) ..... 1,116
- Notre Dame (14) ..... 1,052
- North Carolina (1) ..... 973
- Louisville (1) ..... 867
- Florida State ..... 855
- Miami ..... 702
- Duke ..... 686
- NC State ..... 652
- Syracuse ..... 504
- Virginia** ..... **438**
- Clemson ..... 395
- Georgia Tech ..... 342
- Boston College ..... 226
- Wake Forest ..... 192
- Pittsburgh ..... 120

# GAME NOTES

## VIRGINIA ALL-TIME VS. 2023-24 OPPONENTS

Opponent	Overall
Boston College	21-6
Campbell	2-1
Clemson	44-35
Duke *	35-43
Florida State	36-22
Fordham	3-0
Georgia Tech	59-19
La Salle	1-0
Louisville	2-11
LSU	0-1
Maryland Eastern-Shore	3-0
Miami (Fla.)	10-12
Missouri	1-0
NC State *	41-43
North Carolina *	35-59
Notre Dame	3-11
Oklahoma	0-1
Pittsburgh	7-7
Rider	6-0
Syracuse	5-10
Tulane	1-3
Virginia Tech *	51-19
Wake Forest	69-10
William & Mary	13-0
Wofford	0-1

\* - Two regular-season matchups scheduled in 2023-24

## UPCOMING MILESTONES

### Wins

150 Wins.....Amaka Agugua-Hamilton, 100

### Games Played

125 GP.....Sam Brunelle, 122  
 Camryn Taylor, 118  
 Alexia Smith, 103  
 London Clarkson, 101  
 100 GP.....Taylor Lauterbach, 91

### Total Points

1,500 Points..... Camryn Taylor, 1,438  
 Sam Brunelle, 1,166  
 600 Points..... Jillian Brown, 529  
 London Clarkson, 511  
 500 Points..... Alexia Smith, 452  
 Mir McLean, 376  
 Kaydan Lawson, 357

### Field Goals Made

600 FGM.....Camryn Taylor, 565  
 500 FGM.....Sam Brunelle, 443

### Rebounding

700 Rebounds.....Camryn Taylor, 674  
 500 Rebounds.....Sam Brunelle, 473  
 400 Rebounds.....London Clarkson, 331  
 Alexia Smith, 335  
 Jillian Brown, 319  
 Kaydan Lawson, 303  
 300 Rebounds.....Mir McLean, 288

### Blocked Shots

100 Blocks.....Sam Brunelle, 89  
 75 Blocks.....Camryn Taylor, 74  
 London Clarkson, 53  
 50 Blocks.....Taylor Lauterbach, 49

### Steals

100 Steals.....Camryn Taylor, 89  
 Alexia Smith, 81  
 Jillian Brown, 67  
 Kaydan Lawson, 68  
 London Clarkson, 60  
 50 Steals.....Mir McLean, 49

## THE NEWCOMERS

- First years **Kymora Johnson**, **Olivia McGhee** and **Edessa Noyan** make up the nation's No. 13 recruiting class.
- In addition to Brunelle, both Johnson and McGhee are natives of the Charlottesville-area, while Noyan hails from Sweden.
- Johnson was also a two-time Gatorade Virginia Girls Basketball Player of the Year while attending St. Anne's-Belfield.
- In addition to its freshman class, UVA signed three players from the transfer portal this offseason in guards **Paris Clark** (Arizona) and **Jillian Brown** (Northwestern), and 6-7 center **Taylor Lauterbach** (K-State).
- Clark was ranked the nation's No. 33 transfer this offseason according to ESPN.com.

## 2023-24 OPPONENTS

- This season, UVA faces 10 different opponents that reached the 2023 NCAA Tournament.
- Both Oklahoma and reigning-national champion LSU are the two non-conference opponents that earned tournament berths.
- Eight ACC teams made the NCAA Tournament last season in Duke, Florida State, Louisville, Miami, NC State, North Carolina, Notre Dame and Virginia Tech.
- All four of UVA's ACC travel pod partners (Duke, NCSU, UNC & VT), which the Cavaliers will have to face twice during the regular season, made the big dance last year.

## A LOOK BACK AT 2022-23

- After going 5-22 in 2021-22, Virginia tripled its win total (15-15) last year under Coach Mox in her first season at UVA.
- The Cavaliers received an invite to the 2023 WNIT, but declined to participate due to a lack of healthy players.
- Last year, Virginia garnered its first national ranking – No. 25 in the USA Today Coaches Poll – since the 2011-12 season.
- The Cavaliers kicked off their 2022-23 campaign by winning their first 12 games, the best start in program history since the 1994-95 season.

## BRUNELLE NAMED TO KATRINA McCLAIN WATCH LIST

- For the second consecutive year, UVA forward **Sam Brunelle** was named a Katrina McClain Award Watch List selection, which was announced by the Naismith Memorial Basketball Hall of Fame and the WBCA on Oct. 19.
- The award, which is in its seventh year, recognizes the top power forward in NCAA Division I women's basketball. A national committee of top college basketball personnel determined the watch list of 20 candidates.
- Last season, Brunelle averaged 11.0 points per game, shot 40 percent from 3-point range and 91.2 percent from the free throw line. Brunelle started in 21 games for the Cavaliers in 2022-23 before her season was cut short due to injury.
- She scored in double figures in 14 games, helped the Hoos start 12-0 and achieve the program's first top-25 ranking – in the USA Today Coaches Poll – since 2010. Brunelle joined UVA in 2022 as a graduate transfer from Notre Dame.

## UVA IN THE POLLS

Date	AP	USA/Coaches
Preseason	-	-
Nov. 13	-	-
Nov. 20	-	-
Nov. 27	-	-
Dec. 4	-	-
Dec. 11	-	-
Dec. 18	-	-
Dec. 25	-	-
Jan. 1	-	-
Jan. 8	-	-
Jan. 15	-	-
Jan. 22	RV	-
Jan. 29	-	-
Feb. 5	-	-



# GAME NOTES

## WRIGHT INDUCTED INTO VIRGINIA SPORTS HALL OF FAME

- Former Cavalier Monica Wright Rogers was inducted into the Virginia Sports Hall of Fame as part of its class of 2024, the organization announced Nov. 27.
- A native of Woodbridge, Va., Wright Rogers was Virginia's the 2006 Gatorade Virginia Player of the Year and was selected as a WBCA All-American.
- During her four years at Virginia, Wright Rogers set program career records for total points (2,540), scoring average (19.1 ppg), field goals made (962), field goal attempts (2,207) and 25-point games (28), and ranks fourth on the all-time list with 372 steals.
- A three-time All-American, Wright Rogers was named the 2010 ACC Player of the Year, ACC Defensive Player of the Year and WBCA National Defensive Player of the Year. Following her graduation, she played seven seasons in the WNBA, winning two WNBA Championships, and was named to the 2010 All-Rookie Team.

## JANKOSKA ENSHRINED IN SAGINAW COUNTY SPORTS HALL OF FAME

- Virginia assistant coach **Tori Jankoska**, arguably the best Michigan State women's basketball player of all-time, was enshrined in the Saginaw County (Mich.) Sports Hall of Fame on Nov. 5.
- Jankoska was a four-time all-state player for Freeland High School from 2010-13 where she scored a Saginaw County record 2,333 career points, also good for No. 9 all-time in the state of Michigan.
- Her senior year, she was crowned Michigan's Miss Basketball and the state's Gatorade Player of the Year.
- At Michigan State, she set the program's all-time scoring record (2,212).
- Jankoska was selected ninth overall by the Chicago Sky in the 2017 WNBA Draft and later played for the Polish basketball team, Basket Gdynia.
- Prior to her arrival at Virginia in 2022, Jankoska served as assistant coach for three seasons (2019-22) at Missouri State under current UVA head coach **Amaka Agugua-Hamilton**.

## JOCELYN WILLOUGHBY IN THE WNBA

- Virginia alumnae Jocelyn Willoughby '20 wrapped up her third playing season in the WNBA with the New York Liberty.
- Willoughby and the Liberty reached the WNBA finals where they fell, 3-1, in the series to the Las Vegas Aces.
- Willoughby led the ACC in scoring as a senior, averaging 19.2 points and 7.7 rebounds per game.
- This year's Virginia team traveled to Brooklyn, N.Y. for game No. 2 of the WNBA finals, which the Liberty won, 87-73, in Barclays Center.
- After the win, the Cavaliers were able to tour the arena with Willoughby.



## CAVALIERS SELECTED IN THE WNBA DRAFT

Year	Name	Team	Rd.	Pk.
1997	Wendy Palmer* (Elite Draft)	Utah Starzz	2	1
	Tammi Reiss*	Utah Starzz	1	5
	Tora Suber	Charlotte Sting	1	7
1999	Dawn Staley*	Charlotte Sting	1	9
2000	Lesley Brown (Expansion Draft)	Miami Sol	-	19
	Renee Robinson	Indiana Fever	4	9
2001	Svetlana Volnaya	Detroit Shock	3	6
2003	Telisha Quarles	Phoenix Mercury	3	4
2008	Sharnee Zoll	LA Sparks	3	1
2009	Lyndra Littles	Connecticut Sun	2	4
2010	Monica Wright	Minnesota Lynx	1	2
2020	Jocelyn Willoughby	Phoenix Mercury	1	10

## CAVALIERS WHO HAVE PLAYED IN THE WNBA

**Heidi Burge** (LA Sparks 1997, Washington Mystics 1998)

**Jenny Boucek** (Cleveland Rockers 1997)

**Wendy Palmer** (Utah Starzz 1997-99; Detroit Shock 1999-02; Orlando Miracle 2002; Connecticut Sun 2003-04; San Antonio Silver Stars 2005; Seattle Storm 2006-07)

**Tammi Reiss** (Utah Starzz 1997-98)

**Tora Suber** (Charlotte Sting 1997-98; Orlando Miracle 1999)

**Heather Burge** (Sacramento Monarchs 1999)

**Dawn Staley** (Charlotte Sting 1999-2005; Houston Comets 2005-06)

**Lesley Brown** (Miami Sol, 2000)

**DeMya Walker** (Portland Fire 2000-02; Sacramento Monarchs 2003-09; Connecticut Sun 2010-11; Washington Mystics 2011; New York Liberty 2012-13)

**Sharneé Zoll** (Minnesota Lynx 2008, Chicago Sky 2013)

**Monica Wright** (Minnesota Lynx 2010-15; Seattle Storm 2015-16)

**Jocelyn Willoughby** (New York Liberty 2020-pres.)

## WNBA CHAMPIONS

**DeMya Walker** (Sacramento Monarchs, 2005)

**Monica Wright** (Minnesota Lynx, 2011 & 2013)

# 2023-24 VIRGINIA ROSTER

## NUMERICAL

No.	Name	Pos.	Yr.	Ht.	Hometown	High School/Previous School
0	Olivia McGhee	G	Fr.	6-2	Louisa, Va.	IMG Academy
1	Paris Clark	G	So.	5-8	Bronx, N.Y.	Long Island Lutheran/Arizona
4	Jillian Brown	G	Jr.	5-10	Grand Rapids, Mich.	East Grand Rapids/Northwestern
5	Yonta Vaughn	G	So.	5-8	District Heights, Md.	Bishop McNamara
10	Mir McLean	G/F	Sr.	5-11	Baltimore, Md.	Roland Park Country School/UConn
12	Edessa Noyan	F	Fr.	6-3	Södertälje, Sweden	Täljegymnasiet
14	Kaydan Lawson	G	Sr.	6-0	Cleveland, Ohio	Orange
20	Camryn Taylor	F	5th	6-2	Peoria, Ill.	Richwoods/Marquette
21	Kymora Johnson	G	Fr.	5-7	Charlottesville, Va.	St. Anne's-Belfield School
23	Alexia Smith	G	Sr.	5-8	Columbus, Ohio	Columbus Africentric Early College/Minnesota
32	Cady Pauley	G	So.	5-11	Milan, Mo.	Milan
33	Sam Brunelle	F	Gr.	6-2	Ruckersville, Va.	William Monroe/Notre Dame
34	London Clarkson	F	Gr.	6-2	Pflugerville, Texas	Pflugerville/Florida State
41	Taylor Lauterbach	C	Gr.	6-7	Appleton, Wisc.	Appleton West/K-State

## ALPHABETICAL

No.	Name	Pos.	Yr.	Ht.	Hometown	High School/Previous School
4	Jillian Brown	G	Jr.	5-10	Grand Rapids, Mich.	East Grand Rapids/Northwestern
33	Sam Brunelle	F	Gr.	6-2	Ruckersville, Va.	William Monroe/Notre Dame
1	Paris Clark	G	So.	5-8	Bronx, N.Y.	Long Island Lutheran/Arizona
34	London Clarkson	F	Gr.	6-2	Pflugerville, Texas	Pflugerville/Florida State
21	Kymora Johnson	G	Fr.	5-7	Charlottesville, Va.	St. Anne's-Belfield School
41	Taylor Lauterbach	C	Gr.	6-7	Appleton, Wisc.	Appleton West/K-State
14	Kaydan Lawson	G	Sr.	6-0	Cleveland, Ohio	Orange
0	Olivia McGhee	G	Fr.	6-2	Louisa, Va.	IMG Academy
10	Mir McLean	G/F	Sr.	5-11	Baltimore, Md.	Roland Park Country School/UConn
12	Edessa Noyan	F	Fr.	6-3	Södertälje, Sweden	Täljegymnasiet
32	Cady Pauley	G	So.	5-11	Milan, Mo.	Milan
23	Alexia Smith	G	Sr.	5-8	Columbus, Ohio	Columbus Africentric Early College/Minnesota
20	Camryn Taylor	F	5th	6-2	Peoria, Ill.	Richwoods/Marquette
5	Yonta Vaughn	G	So.	5-8	District Heights, Md.	Bishop McNamara

**Head Coach:** Amaka Agugua-Hamilton (Hofstra '05), 2nd year

**Assistant Coach:** CJ Jones (Francis Marion '10), 2nd year

**Assistant Coach:** Tori Jankoska (Michigan State '16), 2nd year

**Assistant Coach:** Alysiah Bond (Ohio State '95), 2nd year

**Assistant Coach:** Janko Popovic (LeMoyne-Owen, '14), 2nd year

**Director of Basketball Operations:** Jazmin Horne (Saint Joseph's '17, Temple '22), 2nd season

**Director of Scouting and Player Development:** Abby Emmert (Missouri State '21, '22), 2nd season

**Director of Recruiting Operations:** Mariah White (Missouri State '22), 2nd season

**Athletic Trainer:** Lydia Johnson (Charleston Southern, '12), 2nd season

**Strength & Conditioning Coach:** Justin Westbrook (Virginia '22, '23), 1st season

## Pronunciation Guide

5.	Yonta Vaughn	Yahn-tah
10.	Mir McLean	Rhymes with dear
12.	Edessa Noyan	Eh-dess-uh
21.	Kymora Johnson	Kuh-more-uh
23.	Alexia Smith	Uh-lex-ee-uh
41.	Taylor Lauterbach	Law-tuhr-bahk
	Amaka Agugua-Hamilton	Uh-mah-kuh Uh-goo-gwah
	Alysiah Bon	Uh-lie-shuh
	Tori Jankoska	Jan-kahs-kuh
	Janko Popovic	Yahn-koh Pop-oh-vich

## UVA BIRTHDAYS

February 1	Alexia Smith
February 9	Yonta Vaughn
February 18	Olivia McGhee
March 15	Camryn Taylor
March 19	Sam Brunelle
May 2	Edessa Noyan
May 15	Cady Pauley
June 7	Taylor Lauterbach
July 25	Kymora Johnson
August 13	Jillian Brown
September 5	Mir McLean
September 12	Paris Clark
October 17	London Clarkson
December 14	Kaydan Lawson

# VIRGINIA'S RECORD WHEN...

## VIRGINIA'S RECORD IN 2023-24 WHEN...

Games decided by 10 points or less .....	3-7
Games decided by 11 points or more .....	8-5
Leading at halftime .....	7-3
Trailing at halftime .....	4-9
Tied at halftime .....	0-1
In overtime games .....	1-0
Leading by 10 or more points .....	9-1
Shot FG 50% or better .....	2-0
Shot FG 40-49.9% .....	7-4
Shot FG less than 40% .....	2-8
Holding opponent under 60 points .....	6-1
Scoring 30-39 points .....	0-0
Scoring 40-49 points .....	0-0
Scoring 50-59 points .....	0-2
Scoring 60-69 points .....	0-7
Scoring 70-79 points .....	4-3
Scoring 80-89 points .....	5-0
Scoring 90-100 points .....	2-0
Scoring over 100 points .....	0-0
Outrebounding opponent .....	10-5
Being outrebounded .....	0-7
Tied in rebounding .....	1-0
Had fewer turnovers than opponent .....	8-3
Tied in turnovers .....	0-3
Committed fewer than 15 turnovers .....	6-5
Wearing white uniforms .....	8-7
Wearing blue uniforms .....	3-3
Wearing orange uniforms .....	0-2

## VIRGINIA MARGINS OF VICTORY IN 2023-24

1-3 points .....	0
4-9 points .....	3
10-19 points .....	1
20-29 points .....	7
30-39 points .....	0
40-49 points .....	0

## VIRGINIA MARGINS OF DEFEAT IN 2023-24

1-3 points .....	3
4-9 points .....	3
10-19 points .....	5
20-29 points .....	1
30-39 points .....	0
40-49 points .....	0

## LARGEST LEADS & BEST SCORING RUNS IN 2023-24

Largest winning margin	29 (80-51) vs. William & Mary, 11/15/23
Largest losing margin	27 (66-93) at #6 NC State, 1/11/24
Largest lead	38 (3rd 4:54) vs. Fordham, 12/21/23
Largest deficit	34 (3rd 1:16) at #6 NC State, 1/11/24
Largest deficit in a win	15 (1st 3:01) vs. Tulane, 11/24/23
	15 (2nd 9:30) vs. Missouri, 11/30/23
Largest lead in a loss	11 (2nd 2:04) vs. Wofford, 12/16/23
Largest halftime lead	25 (50-25) vs. Fordham, 12/21/23
Largest halftime deficit	23 (34-57) at #6 NC State, 1/11/24
Largest halftime deficit in a win	8 (28-36) vs. Missouri, 11/30/23
Best scoring run	21 (4th 3:01) vs. Campbell, 11/12/23
Opponent's best scoring run	13 (3rd 6:17) vs. Pittsburgh, 1/25/24

## SCORING BENCHMARKS

### GAMES WITH 20 OR MORE POINTS IN 2023-24

	Career	2023-24
#20 Camryn Taylor, F	14*	2
#33 Sam Brunelle, F	8#	0
#21 Kymora Johnson, G	5	5
#10 Mir McLean, G/F	3	0
#34 London Clarkson, G	1	0

\* - includes four 20-point games in two seasons at Marquette (2019-21)

# - includes seven 20-point games in three seasons at Notre Dame (2019-22)

### GAMES WITH 10 OR MORE POINTS

	Career	2023-24
#20 Camryn Taylor, F	75*	15
#33 Sam Brunelle, F	61*	7
#34 London Clarkson, F	23*	8
#10 Mir McLean, G/F	20*	0
#4 Jillian Brown, G	20*	5
#21 Kymora Johnson, G	16	16
#1 Paris Clark, G	13*	10
#14 Kaydan Lawson, F	12	0
#23 Alexia Smith, G	11	4
#0 Olivia McGhee, G/F	8	8
#5 Yonta Vaughn, G	4	3
#32 Cady Pauley, G	3	0
#12 Edessa Noyan, F	1	1
#41 Taylor Lauterbach, C	1*	0

\* - includes 10-point games at previous school

### GAMES WITH 10 OR MORE REBOUNDS

	Career	2023-24
#10 Mir McLean, G/F	6	0
#20 Camryn Taylor, F	5	3
#14 Kaydan Lawson, F	1	0
#34 London Clarkson, F	1	0
#4 Jillian Brown, G	2	2
#41 Taylor Lauterbach, C	2*	0
#23 Alexia Smith, G	1	1
#1 Paris Clark, G	1	1

\* - includes two 10-rebound games in three seasons at K-State

### DOUBLE DOUBLES

	Career	2023-24
#21 Camryn Taylor, F	11*	3
#10 Mir McLean, G/F	7	0
#4 Jillian Brown, G	1	1
#1 Paris Clark, G	1	1
#23 Alexia Smith, G	1	1

\* - includes five double-doubles in 27 games at Marquette

# GAME-BY-GAME LEADERS & STARTING LINEUPS

Date	Opponent	W/L	Score	Points	Rebounds	Assists
11/8	UMES	W	76-52	Taylor, 22	Brown, 13	Vaughn, 8
11/12	Campbell	W	74-49	Taylor, 16	Noyan, 8	Johnson, 7
11/15	William & Mary	W	80-51	Brown, 17	Brown & Taylor, 7	Smith, 4
11/19	Oklahoma	L	67-82	Taylor, 17	Brown, 9	Johnson, 6
11/24	vs. Tulane	W	81-59	Vaughn, 14	McGhee, 6	<b>Johnson, 9</b>
11/25	vs. LSU	L	73-76	Clark, 19	Brown & Clark, 7	Vaughn, 7
11/30	Missouri	W (ot)	87-81	Taylor, 26	Smith, 13	Johnson, 7
12/3	at La Salle	W	94-73	Johnson, 17	Brown, 8	Vaughn, 6
12/6	Rider	W	78-51	Taylor, 18	Taylor, 13	Johnson, 4
12/16	Wofford	L	70-71	Clark & McGhee, 14	Clarkson, 9	<b>Johnson, 9</b>
12/21	Fordham	W	82-56	Johnson, 26	Taylor, 8	Johnson, 7
12/31	#3 NC State	L	61-72	Taylor, 17	<b>Taylor, 15</b>	Johnson, 7
1/4	at Georgia Tech	L	60-63	Taylor, 19	Clark, 12	Johnson, 6
1/7	Duke	L	56-60	Taylor, 17	Johnson, 8	Vaughn, 6
1/11	at #6 NC State	L	66-93	Taylor, 22	Smith, 9	Smith, 6
1/14	at #20 North Carolina	L	68-81	Taylor, 16	Clarkson & Taylor, 7	Johnson & Smith, 5
1/18	#19 Notre Dame	L	76-86	Clark & Johnson, 16	Johnson, 8	Johnson, 7
1/21	at #15 Florida State	W	91-87	<b>Johnson, 35</b>	Taylor, 10	Johnson, 6
1/25	Pittsburgh	L	52-56	Johnson, 17	Smith, 8	Johnson, 4
1/28	#20 North Carolina	W	81-66	Johnson, 25	Brunelle, 7	Smith, 6
2/1	at #17 Virginia Tech	L	63-76	Johnson, 22	Clark, 8	Johnson, 3
2/4	Clemson	L	69-75	Johnson & Brunelle, 24	Clark, 7	Johnson, 8
2/8	at Boston College	W	73-66	Vaughn, 16	Noyan, 9	Johnson, 4

**Bold** – Team season high

## STARTING LINEUPS

Lineup #	Game(s)	W-L	G	G	G/F	F	F/C
1	1	1-0	Johnson	Brown	Smith	Taylor	Noyan
2	2-4	2-1	Johnson	Brown	Smith	Taylor	Clarkson
3	5	1-0	Johnson	Brown	McGhee	Taylor	Clarkson
4	6-9, 11, 15-16	4-3	Johnson	Clark	Smith	Taylor	Brunelle
5	10	0-1	Johnson	Clark	Smith	Brunelle	Clarkson
6	12-13	0-2	Johnson	Clark	Smith	Taylor	Clarkson
7	14	0-1	Johnson	Clark	Brown	Taylor	Clarkson
8	17	0-1	Johnson	Smith	McGhee	Taylor	Clarkson
9	18-19	1-1	Johnson	Clark	McGhee	Taylor	Clarkson
10	20-21	1-1	Johnson	Clark	McGhee	Brunelle	Clarkson
11	22	0-1	Johnson	Clark	Brown	Brunelle	Clarkson
12	23	1-0	Johnson <sup>23</sup>	Clark <sup>6</sup>	Brown <sup>2</sup>	Brunelle <sup>4</sup>	Noyan <sup>1</sup>

# - Consecutive starts



# GAME-BY-GAME SCORING & SPECIALTY STATS

Date	Opponent	Total		1st Half		2nd Half (OT)		Starters		Bench		In the Paint		Fast Break		2nd Chance		Off Turnovers	
		UVA	Opp.	UVA	Opp.	UVA	Opp.	UVA	Opp.	UVA	Opp.	UVA	Opp.	UVA	Opp.	UVA	Opp.	UVA	Opp.
11/8	UMES	76	52	35	<b>22</b>	41	30	58	<b>27</b>	18	25	30	<b>10</b>	24	6	12	4	14	10
11/12	Campbell	74	<b>49</b>	29	35	45	14	65	37	9	12	32	22	22	5	14	9	20	6
11/15	William & Mary	80	51	34	23	46	28	49	33	31	18	42	24	22	7	15	10	13	5
11/19	#25 Oklahoma	67	82	27	44	40	38	41	63	26	19	36	30	7	18	15	8	21	7
11/24	vs. Tulane	81	59	36	34	45	25	32	43	<b>49</b>	16	26	22	13	9	13	7	<b>28</b>	6
11/25	vs. #7 LSU	73	76	38	38	35	38	51	68	22	8	32	42	14	8	21	15	16	13
11/30	Missouri (OT)	87	71	28	36	47 (12)	39 (6)	62	66	25	15	44	32	8	8	18	7	21	8
12/3	at La Salle	<b>94</b>	73	45	33	49	40	49	46	45	27	<b>46</b>	28	19	11	15	6	22	10
12/6	Rider	78	51	32	27	46	<b>24</b>	45	39	33	12	40	26	17	4	<b>26</b>	<b>0</b>	16	<b>4</b>
12/16	Wofford	70	71	37	30	33	41	35	51	35	20	34	28	17	<b>2</b>	11	7	16	12
12/21	Fordham	82	56	<b>50</b>	25	32	31	56	36	26	20	38	18	<b>36</b>	12	4	8	21	15
12/31	#3 NC State	61	72	32	31	29	41	40	64	21	8	16	32	16	15	9	18	14	10
1/4	at Georgia Tech	60	63	24	27	36	36	49	58	11	<b>5</b>	34	24	14	6	17	15	12	12
1/7	Duke	56	60	26	30	30	30	41	44	15	16	20	30	12	4	9	13	14	13
1/11	at #6 NC State	66	93	34	57	32	36	46	71	20	22	28	36	14	36	14	5	7	23
1/14	at #20 North Carolina	68	81	32	37	36	44	40	58	28	23	20	26	11	15	9	5	7	13
1/18	#19 Notre Dame	76	86	33	39	43	47	41	77	35	9	36	42	12	26	11	9	11	26
1/21	at #15 Florida State	91	87	39	43	<b>52</b>	44	<b>73</b>	74	18	13	40	38	7	14	15	14	5	23
1/25	Pittsburgh	56	52	26	23	33	26	36	52	16	4	14	34	13	8	4	9	9	22
1/28	#20 North Carolina	81	66	37	34	44	32	63	56	18	10	24	28	6	8	9	9	19	15
2/1	at #17 Virginia Tech	63	76	41	46	22	30	43	71	20	5	24	28	2	4	10	19	6	8
2/4	Clemson	69	75	27	33	42	42	54	68	15	7	24	28	13	12	8	18	17	13
2/8	at Boston College	73	66	34	37	39	29	47	52	26	14	38	26	10	8	7	12	16	28

**Bold** – Virginia season high/opponent season low

# GAME-BY-GAME COMPARISONS

Date	Opponent	W/L	Score	Field Goals		3-Pointers		Free Throws		Rebounds			PF	A	TO	Stl	Blk	Pts
				FG-FGA	Pct	3FG-3FGA	Pct	FT-FTA	Pct	Off	Def	Total						
11/8/23	at Virginia UMES	W	76-52	24-67	35.8	8-31	25.8	20-25	80.0	20	40	60	15	16	19	8	8	76
				20-71	28.2	5-21	23.8	8-10	70.0	13	26	39	19	7	14	5	5	52
11/12/23	at Virginia Campbell	W	74-49	25-62	40.3	3-15	20.0	21-23	91.3	13	30	43	17	16	11	11	7	74
				15-58	31.0	7-27	25.9	6-16	37.5	15	25	40	21	13	21	5	7	49
11/15/23	at Virginia W&M	W	80-51	29-71	40.8	6-22	27.3	16-20	80.0	18	38	56	17	15	12	7	8	80
				18-67	26.9	3-19	15.8	12-16	75.0	13	25	38	19	10	14	4	3	51
11/19/23	at Virginia #22 Oklahoma	L	67-82	26-83	31.3	1-23	4.3	14-17	82.4	18	25	43	19	12	12	14	3	67
				30-62	48.4	13-30	43.3	9-12	75.0	8	41	49	17	22	24	6	7	82
11/24/23	Virginia vs. Tulane	W	81-59	30-74	40.5	15-35	42.9	6-7	85.7	14	29	43	19	20	12	13	4	81
				18-58	31.0	6-23	26.1	17-24	70.8	14	29	43	10	9	19	10	4	59
11/25/23	at Virginia vs. #7 LSU	L	73-76	27-72	37.5	9-31	29.0	10-14	71.4	19	23	42	24	14	16	8	6	73
				26-67	40.3	2-8	25.0	20-24	83.3	18	29	47	17	16	16	4	2	76
11/30/23	at Virginia Missouri	W (ot)	87-81	32-78	41.0	5-22	22.7	18-23	78.3	16	28	44	19	20	6	7	6	87
				27-60	45.0	9-25	36.0	18-26	69.2	9	32	41	20	15	18	6	4	81
12/3/23	Virginia at La Salle	W	94-73	33-72	45.8	5-21	23.8	23-25	92.0	17	31	48	18	22	14	9	2	94
				27-68	39.7	10-34	29.4	9-13	69.2	12	22	34	21	13	20	6	3	73
12/6/23	at Virginia Rider	W	78-51	29-76	38.2	7-28	25.0	13-20	65.0	31	29	60	11	14	10	12	2	78
				22-52	42.3	4-21	19.0	3-6	50.0	13	19	22	15	16	16	8	1	51
12/16/23	at Virginia Wofford	L	70-71	28-68	41.2	4-23	17.4	10-13	76.9	18	27	45	13	19	17	8	3	70
				27-58	46.6	11-26	42.3	6-7	85.7	5	22	27	17	16	18	11	1	71
12/21/23	at Virginia Fordham	W	82-56	31-58	53.4	12-22	54.5	8-11	72.7	7	32	39	9	21	19	9	4	82
				20-64	31.3	11-30	36.7	5-6	83.3	12	20	32	9	15	20	12	0	56
12/31/23	at Virginia #3 NC State	L	61-72	20-72	27.8	9-30	30.0	12-19	63.2	12	32	44	19	12	11	5	8	61
				25-70	35.7	5-19	26.3	17-19	89.5	13	43	56	15	14	11	6	4	72
1/4/24	Virginia at Georgia Tech	L	60-63	22-64	34.4	1-16	6.3	15-23	65.2	17	29	46	24	14	17	12	8	60
				19-59	32.2	4-18	22.2	21-33	63.6	15	27	42	17	10	16	9	2	63
1/7/24	at Virginia Duke	L	56-60	16-54	29.6	2-10	20.0	22-26	84.6	11	24	35	25	11	14	5	5	56
				22-55	40.0	2-18	11.1	14-25	56.0	12	29	41	23	11	14	7	9	60
1/11/24	Virginia at #6 NC State	L	66-93	27-82	32.9	6-23	26.1	6-8	75.0	21	29	50	21	12	17	6	2	66
				32-66	48.5	10-23	43.5	19-23	82.6	5	35	40	12	19	11	9	7	93
1/14/24	Virginia at #20 North Carolina	L	68-81	22-65	33.8	8-19	42.1	16-21	76.2	10	29	39	25	16	12	5	0	68
				28-62	45.2	7-17	41.2	18-26	69.2	8	36	44	20	20	9	6	6	81
1/18/24	at Virginia #19 Notre Dame	L	76-86	26-62	41.9	7-23	30.4	17-18	94.4	11	26	37	35	17	23	7	7	76
				25-56	44.6	3-14	21.4	33-44	75.0	10	25	35	21	16	15	13	5	86
1/21/24	Virginia at #15 Florida State	W	91-87	36-67	53.7	8-17	47.1	11-16	68.8	12	36	48	24	14	19	3	6	91
				30-76	39.5	5-26	19.2	22-29	75.9	10	20	30	16	13	3	7	1	87
1/25/24	at Virginia Pittsburgh	L	52-56	17-60	28.3	7-27	25.9	11-16	68.8	13	32	45	14	13	22	8	4	52
				23-63	36.5	4-19	21.1	6-10	60.0	11	30	41	15	15	20	11	2	56
1/28/24	at Virginia #20 North Carolina	W	81-66	24-50	48.0	11-19	57.9	22-28	78.6	6	29	35	21	20	16	11	4	81
				24-56	42.9	6-16	37.5	12-19	63.2	8	22	30	23	17	17	6	4	66
2/1/24	Virginia at #17 Virginia Tech	L	63-76	21-57	36.8	6-17	35.3	15-21	71.4	8	23	31	12	6	9	4	1	63
				31-72	43.1	7-30	23.3	7-8	87.5	17	30	47	15	20	6	3	7	76
2/4/24	at Virginia Clemson	L	69-75	27-62	43.5	10-26	38.5	5-9	55.6	12	18	30	25	22	12	4	6	69
				25-53	47.2	6-16	37.5	19-28	67.9	15	26	41	13	15	14	7	4	75
2/8/24	Virginia at Boston College	W	73-66	27-55	49.1	4-13	30.8	15-17	88.2	10	31	41	23	13	24	7	5	73
				20-64	31.3	4-12	33.3	22-28	78.6	14	19	33	15	15	15	15	3	66
Totals	Virginia Opponents			599-1531	39.1	154-513	30.0	326-420	77.6	334	670	1004	449	359	348	183	109	1678
				558-1437	38.8	144-492	29.3	322-452	71.2	260	632	892	390	337	351	176	91	1582

## Virginia Averages

Games Played	Points/game	FG Pct	3FG Pct	FT Pct	Rebounds/game	Assists/game	Turnovers/game	Assist/Turnover ratio	Steals/game	Blocks/game
23	73.0	39.1	30.0	77.6	43.7	15.6	15.1	1.0	8.0	4.7

## Opponents Averages

Games Played	Points/game	FG Pct	3FG Pct	FT Pct	Rebounds/game	Assists/game	Turnovers/game	Assist/Turnover ratio	Steals/game	Blocks/game
23	68.8	38.8	29.3	71.2	38.8	14.7	15.3	1.0	7.7	4.0

# THE LAST TIME

## INDIVIDUAL

**One player with a double-double:** Camryn Taylor (11 pts, 102 reb), at #15 Florida State, 1/21/24

**Two UVA players with double-doubles in the same game:** vs. Syracuse (Willoughby 13 pts, 12 reb; Jablonowski 12 pts, 10 reb), 3/5/20

**Five Players in double figures:** at Boston College (Vaughn 16, Clark 14, Noyan 13, Brunelle 10, Johnson 10), 2/8/24

**Six players in double figures: vs.** at La Salle (Johnson 17, Brown 12, Clark 12, Clarkson 11 Brunelle 10, Taylor 10), 12/3/23

**Seven players in double figures:** vs. Norfolk State 11/16/15 (Randolph 17, Moses 12, Brown 11, Venson 10, Mason 10, Huland El 10, Jones 10)

**Zero players in double figures:** vs. Louisville, 1/17/19

**Every available Cavalier scored:** vs. Rider, 12/6/23

**Scored 25 points:** 25, Kymora Johnson vs. #20 North Carolina, 1/28/24

**Scored 30 points:** 35, Kymora Johnson at #15 Florida State, 1/21/24

**Scored 40 points:** \*\*48, Mimi Kennedy at North Carolina, 01/15/98

**A non-starter scored 20 or more points:** 23, London Clarkson vs. North Carolina, 2/2/23

**Two or more Cavaliers scored 20 or more points in a game:** vs. Clemson (Brunelle 24 & Johnson 24), 2/4/24

**Perfect from the field (5 attempts):** 6-6, Kymora Johnson at La Salle, 12/3/23

**Made at least five 3FGs:** Sam Brunelle (6-11) vs. Clemson, 2/4/24

**Perfect at FT line (8 attempts):** 10-10, Camryn Taylor at La Salle, 12/3/23

**Perfect at FT line (9 attempts):** 10-10, Camryn Taylor at La Salle, 12/3/23

**Perfect at FT line (10 attempts):** 10-10, Camryn Taylor at La Salle, 12/3/23

**Attempted 20 free throws:** 20\*\*, Brandi Teamer at Wake Forest, 1/6/05

**Had 15 rebounds:** 15, Camryn Taylor vs. #3 NC State 12/31/23

**Had 20 rebounds:** 24, Sarah Imovbioh vs. Ohio State 11/14/14

**Had 10 assists:** 10, Taylor Valladay vs. Syracuse, 02/08/22

**Had 6 steals:** 9, Shemera Williams vs. Duke, 1/9/20

**Had 5 blocked shots:** 5, Sam Brunelle vs. Florida State, 1/19/23

## OPPONENT

**Opponent scored 100 points:** 103, at Notre Dame 3/3/19

**Opponent failed to score at least 30 points:** 28, Morgan State, 12/18/22

**ACC opponent failed to score at least 50 points:** 41, Syracuse, 2/2/20

**Opponent failed to make at least one 3FG:** 0-19, Morgan State, 12/18/22

**Opponent failed to score at least one second-chance point:** Rider, 12/6/23

**Opponent attempted at least 40 free throws:** 44, #19 Notre Dame, 1/18/24

**Five opposing players scored in double figures:** at #6 NC State, 1/11/24 (Brooks 19, Hayes 17, James 15, Collins 14, Steele 13)

**Opponent individual scored at least 30 points:** 33, Elizabeth Kitley, at #17 Virginia Tech, 2/1/24

**Opponent made game-winning buzzer beater:** Rachael Rose (0.4 seconds), Wofford, 12/16/23

## TEAM

**RANKINGS**

**UVA ranked in AP Top 25:** #22, 11/21/12

**UVA ranked USA Today Top 25:** #25, 12/20/22

**Played AP No. 1 team:** #1 Duke, L 79-58, 3/2/07

**Defeated AP No. 1 team:** #1 Maryland, 75-74, 2/11/92

**Defeated AP Top 10 team:** #4 Florida State 60-51, 2/16/17

**Defeated AP Top 25 team:** vs. #20 North Carolina, 1/28/24

**Defeated USA Today 25 team:** vs. #21 North Carolina, 1/28/24

**FIELD GOAL SHOOTING**

**Shot at least 50 percent:** 53.7 (36-67) at #15 Florida State, 1/21/24

**Shot at least 60 percent:** 62.3 (33-53) vs. Georgia Tech, 3/02/08

**Shot at least 70 percent:** \*\*70.0 (42-60) at Wake Forest, 1/7/87

**Made 40-49 field goals:** 40 vs. Coppin State, 11/13/16

**Made 50 field goals:** \*\*54 vs. Cleveland State, 11/29/95

**Attempted 70 FG:** 82 at #6 NC State, 1/11/24

**Attempted 80 FG:** 82 at #6 NC State, 1/11/24

**3-POINT SHOOTING**

**Shot 50 percent:** 57.9 (11-19) vs. #20 North Carolina 1/28/24

**Shot 60 percent:** 60.0 (9-15) vs. UNCG, 12/2/17

**Shot 70 percent:** 75.0 (6-8) vs. Louisville, 3/01/15

**Shot 80 percent:** 85.7 (6-7) vs. St. John's, 3/19/88

**Made 10 3FGs:** 10 (10-26) vs. Clemson 2/4/24

**Made 15 3FGs:** \*\*15 vs. Tulane, 11/24/23

**Attempted 30 3FGs:** 30 (made 9) vs. #3 NC State, 12/31/23

**UVA failed to make at least one 3FG:** 0-10 at Loyola Chicago, 11/16/22

**FREE THROW SHOOTING**

**Shot 85 percent:** 88.2 (15-17) at Boston College, 2/8/24

**Shot 90 percent:** 94.4 (17-18) vs. #19 Notre Dame, 1/18/24

**Shot 100 percent:** 1.000 (10-10) vs. North Carolina, 2/24/22

**Made 20 free throws:** 22 (22-28) vs. #20 North Carolina, 1/28/24

**Made 30 free throws:** 30 (30-38) vs. North Carolina, 02/20/14

**Attempted 0 FT:** at Duke 1/14/18

**Attempted 30 FT:** 34 vs. Pittsburgh, 2/20/22

**Attempted 40 FT:** 44 vs. Indiana, 11/26/09

**Attempted 50 FT:** \*\*54 at Wake Forest, 1/6/05

**SCORING**

**Scored 85 points:** 94 at La Salle, 12/3/23

**Scored 90 points:** 91 at #15 Florida State, 1/21/24

**Scored 100 points:** 101 vs. UMBC, 11/10/22

**Scored 40 bench points:** 45 at La Salle, 12/3/23

**Scored 50 bench points:** 55 vs. Radford 12/18/11

**REBOUNDING**

**Had 50 rebounds:** 50 at #6 NC State, 1/11/24

**Had 60 rebounds:** 60 vs. Rider, 12/6/23

**Had 70 rebounds:** \*\*77 vs. Rider, 12/19/96

**ASSISTS**

**Had 20 assists:** 22 vs. Clemson, 2/4/24

**Had 30 assists:** \*\*37 vs. Cleveland State, 11/29/95

## STEALS

**Had 15 steals:** 15 vs. UNCW, 12/4/22

**Had 20 steals:** 22 vs. UMES, 12/17/13

**Had 25 steals:** 26 vs. Clemson, 2/12/12

## BLOCKED SHOTS

**Blocked 10 shots:** 13 vs. Florida State, 1/19/23

**Blocked 15 shots:** \*\*15 vs. Georgia Tech, 1/20/96

## TURNOVERS

**UVA forced 30 turnovers:** 31 at Wake, 01/10/16

**UVA committed 30 turnovers:** 30 vs. ECU 11/27/22

## COMEBACK WINS

**Overcame a 13-point deficit:** 13 (2nd 7:51), vs. #20 North Carolina, 1/28/24

**Overcame a 15-point deficit:** 15 (2nd 9:30), vs. Missouri, 11/30/23

**Overcame a 20-point deficit:** \*\*22 (2nd 5:27), vs. Miami, 2/13/20

## OVERTIME

**UVA played in OT:** W, 87-53 vs. Missouri, 11/30/23

**UVA won in OT:** W, 87-53 vs. Missouri, 11/30/23

**UVA lost in OT:** L, 81-86 vs. Louisville, 1/5/17

**UVA played in 2OT:** L (2OT), 73-70 at Alabama, 12/21/12

**UVA played in 3OT:** W (4OT), 94-92 vs. NC State, 2/10/11

**UVA played in 4OT:** W (4OT), 94-92 vs. NC State, 2/10/11

## MISCELLANEOUS

**UVA shot 80% from the floor in a quarter:** .800 (8-10) vs. NC State, 1/13/22\*\*

**UVA shot 70% from the floor in a quarter:** .714 (10-14) vs. Syracuse, 2/8/22

**UVA shot 60% from the floor in first half:** .619 (26-42) vs. Central Connecticut State, 11/12/17

**UVA shot 60% from the floor in second half:** .608 (14-23) vs. Illinois Chicago, 12/16/16

**UVA shot less than 20% from floor in first half:** 19.2 (5-26) vs. NC State, 1/13/19

**UVA shot less than 20% from floor in second half:** 18.7 (6-32) vs. Syracuse, 3/5/20

**UVA scored less than 15 points in first half:** 13 at Florida State, 1/8/06

**UVA scored less than 15 points in second half:** 12 at Georgia Tech, 1/09/22

**UVA held opponent to less than 15 points first half:** 14 vs. Morgan State, 12/18/22

**UVA held opponent to less than 15 points second half:** 14 vs. Campbell, 11/12/23

**UVA held opponent to less than 10 points first half:** 6 vs. Norfolk State, 12/28/12

\*\*program record

# JOHN PAUL JONES ARENA RECORDS

## VIRGINIA PLAYERS

Points	33, Lyndra Littles vs. Louisiana Tech, 12/29/08
Field Goals Made	13, Monica Wright vs. Monmouth, 12/18/08
Field Goal Attempts	32, Monica Wright vs. James Madison, 12/6/09
Field Goal Pct.	1.000 (8-8), Jazmin Pitts vs. Radford, 12/18/11
3-Point FG Made	6, Mikayla Venson vs. NC State, 1/29/15
	6, Kymora Johnson vs. Fordham, 12/21/23
	6, Sam Brunelle vs. Clemson, 2/4/24
3-Point FG Attempts	11, Ataira Franklin vs. North Carolina, 1/5/12
	11, Faith Randolph vs. Davidson, 12/28/14
	11, Kymora Johnson vs. #3 NC State, 12/31/23
3-Point FG Pct.	1.000 (6-6), Mikayla Venson vs. NC State, 1/29/15
Free Throws Made	16, Telia McCall vs. Georgia Tech, 2/3/13
Free Throws Attempted	17, Telia McCall vs. Georgia Tech, 2/3/13
FT Pct. (min. 10 attempts)	1.000, London Clarkson (14-14) vs. Boston College, 1/15/23
	1.000, Monica Wright (12-12) vs. Florida State, 1/23/09
	1.000, Jocelyn Willoughby (11-11) vs. Duke, 1/9/20
	1.000, Monica Wright (10-10) vs. North Carolina, 1/15/10
	1.000, Jocelyn Willoughby (10-10) vs. Miami, 2/13/20
Rebounds	24, Sarah Imovbioh vs. Ohio State, 11/14/14
Assists	11, Ariana Moorer vs. Appalachian State, 3/22/12
Steals	10, Monica Wright vs. Liberty, 12/29/09
Blocks	6, Felicia Aiyeotan vs. Coppin State, 11/13/16
	6, Felicia Aiyeotan vs. Maryland, 11/29/17
	6, Felicia Aiyeotan vs. UNCG, 12/2/17
Turnovers	8, Dominique Toussaint vs. Duke, 1/9/20
	8, Monica Wright vs. Manhattan, 11/15/09

## VIRGINIA TEAM

Most Points	110, vs. USC Upstate, 11/18/09
Fewest Points	38, vs. NC State, 1/13/19
	38, vs. UCF, 11/17/21
Field Goals	43, vs. Central Connecticut, 11/12/17
Field Goal Attempts	87, vs. James Madison, 12/6/09
Field Goal Pct.	62.3 (33-53), vs. Georgia Tech, 3/2/08
3-Point Field Goals	13, vs. Boston College, 1/15/15
	13, vs. Cleveland State, 12/16/06
3-Point FG Attempts	33, vs. Central Michigan, 11/24/18
3-Point FG Pct. (min. 10 made)	73.3 (11-15), vs. NC State, 1/29/15
Free Throws Made	35, vs. Georgia Tech, 3/2/08
Free Throws Attempted	46, vs. Georgia Tech, 3/2/08
Fewest Free Throws Attempted	0, vs. Wisconsin, 11/27/17
Free Throw Pct. (min. 10 made)	1.000 (13-13), vs. Virginia Tech, 1/21/18
	1.000 (10-10), vs. North Carolina, 2/24/22
Rebounds	68, vs. Colorado, 11/24/08
Assists	27, vs. USC Upstate, 11/18/09
Steals	26, vs. Wagner, 12/28/11
	26, vs. Clemson, 2/12/12
Blocks	13, vs. Florida State, 1/19/23
Most Turnovers	31 vs. Georgia Tech, 3/2/08
Fewest Turnovers	5, vs. Radford, 11/16/14
	5, vs. Boston College, 1/21/12
Personal Fouls	35, vs. #19 Notre Dame, 1/18/24
Fewest Personal Fouls	6, vs. Virginia Tech, 1/12/12

## MISCELLANEOUS

Largest Comeback	22 points vs. Miami, 2/13/20
Largest Margin of Victory	63 (103-40), vs. Coppin State, 11/13/16
Largest Margin of Victory Over an ACC Foe	49 (76-27), vs. Virginia Tech, 1/26/17
Largest Margin of Defeat	36, (96-60), vs. UConn, 12/18/06
	36, (77-41), vs. Louisville, 2/1/18
Record in Overtime Games	22 (15-7); Last 87-81 win vs. Missouri, 11/30/23

## OPPONENT PLAYERS

Points	38, Dawn Evans, James Madison, 12/6/09
Rebounds	18, Quineshia Leonard, Norfolk State (12/28/12)
Field Goals Made	12 (5x), last Zaire O'Neil, Georgia Tech, 2/2/17
Field Goal Attempts	31, Tamoria Holmes vs Howard (03/15/12)
Field Goal Pct. (min. 5 made)	1.000 (5x), last Tiara Chambers (5-5), East Carolina, 11/29/20
3-Point FG Made	8 (4x), last Victoria Morris, Old Dominion, 11/24/19
3-Point FG Attempts	19, Tamoria Holmes, Howard, 3/15/12
3-Point FG Pct. (min. 3 made)	1.000 (7x), last Kristen Confroy (3-3), Maryland, 11/29/17
Free Throws Made	14, Chanell Williams, Rhode Island, 11/26/21
Free Throws Attempted	16, Dayshanette Harris, Clemson, 2/4/24
Free Throw Pct. (min. 10 made)	1.000, Chrislyn Carr (10-10), Syracuse, 2/8/22
	1.000, Rayburn, Brittany (11-11), Purdue, 2/3/09
	1.000 Sonia Citron (12-12), #19 Notre Dame, 1/18/24
Assists	12, Cetera DeGraffenreid, North Carolina, 2/15/10
Steals	6 (7x), last Hannah Hidalgo, #19 Notre Dame, 1/18/24
Blocks	6, Makayla Timpson, Florida State, 1/19/23
	6, Lindsey Mason, Clemson, 2/12/12
	6, Kelley Cain, Tennessee, 11/22/09

## OPPONENT TEAM

Most Points	96, UConn, 12/18/06
Fewest Points	23, Norfolk State, 12/28/12
Field Goals	42, UConn, 12/18/06
Field Goal Attempts	84, North Carolina 2/15/10
Field Goal Pct.	65.6, UConn, 12/18/06
3-Point FG	14, NC State, 3/1/20
3-Point FG Attempts	38, Coppin State, 12/2/18
3-Point FG Pct.	66.7, Longwood, 11/21/10
Free Throws Made	35, Rhode Island, 11/26/21
Free Throws Attempted	44, Rhode Island, 11/26/21
	44, #19 Notre Dame, 1/18/24
Free Throw Pct. (min. 10 made)	1.000, St. Bonaventure (16-16), 1/4/10
	1.000, Georgia Tech (14-14), 1/25/15
Fewest Free Throws Attempted	3, Rider (0-3), 12/28/08
Rebounds	56, #3 NC State, 12/31/23
Assists	24, UConn, 12/18/06
Steals	19, Georgia Tech, 3/2/08
Blocks	11, Duke, 2/24/11
Most Turnovers	34, Maryland-Eastern Shore, 12/17/13
Fewest Turnovers	5, Louisville, 2/21/19
Personal Fouls	35, Georgia Tech, 1/11/07
Fewest Personal Fouls	6, Liberty, 12/7/11

## RECORD AT JOHN PAUL JONES ARENA

2006-07 to present (as of Feb. 5, 2024)	187 -92 (.670)
---	----------------

## ATTENDANCE

11,895 spectators, vs. Tennessee (L, 63-77), 11/22/09
---

## LONGEST WINNING STREAK

12 games from 2/21/08 vs. Clemson to 1/11/09 vs. #25 Wake Forest
--

## LONGEST ACC WINNING STREAK

5 games (2x) from 12/28/17 vs. Pittsburgh through 1/25/18 vs. North Carolina and 2/24/12 vs. Wake Forest through 1/24/13 vs. Boston College
---

## LONGEST LOSING STREAK

8 games from 3/1/20 vs. #8 NC State through 11/28/21 vs. Richmond
---

**Note:** Streaks begin date of first win or loss to most recent win or loss

# OVERTIME HISTORY

Date	Opponent	W/L	Score	Location	# of OTs	Postseason
11/30/23	Missouri	W	87-81	H	1	
11/24/19	Old Dominion	W	56-53	H	1	
12/18/17	Indiana	W	82-72	N	1	
2/12/17	Wake Forest	W	60-57	H	1	
2/2/17	Georgia Tech	W	64-65	H	1	
1/5/17	Louisville	L	81-86	H	1	
2/19/15	Pittsburgh	L	63-68	A	1	
12/20/13	Tulane	L	72-79	N	1	
2/25/13	Wake Forest	L	68-73	H	1	
12/21/12	Alabama	L	70-73	A	2	
3/15/12	Howard	W	59-56	N	1	WINT
1/5/12	North Carolina	L	78-73	H	2	
11/20/11	Tennessee	W	69-64	H	1	
2/27/11	Virginia Tech	W	73-71	A	1	
2/10/11	NC State	W	94-92	A	4	
1/21/11	Maryland	L	75-77	H	1	
2/15/10	North Carolina	W	82-78	H	1	
2/11/10	Miami	W	69-63	A	1	
2/19/09	Miami	W	84-75	H	1	
3/2/08	Georgia Tech	W	103-101	H	2	
1/26/08	Florida State	W	69-66	A	1	
1/14/07	Boston College	W	65-63	H	1	
1/20/06	Maryland	L	74-84	H	1	
3/5/05	Florida State	W	71-67	N	1	ACC
1/6/05	Wake Forest	W	85-83	A	1	
1/23/04	Florida State	W	82-80	A	1	
11/26/02	Liberty	L	69-77	A	1	
12/18/02	Wake Forest	W	61-55	A	1	
3/17/01	Michigan	L	71-81	N	1	NCAA
1/28/01	Wake Forest	W	76-73	H	2	
11/19/00	Texas	L	55-56	N	2	
2/7/00	North Carolina	L	63-66	A	1	
1/20/00	Clemson	W	77-74	H	2	
2/14/99	North Carolina	L	80-82	H	1	
1/2/99	Clemson	W	67-66	A	1	
2/22/98	Duke	L	78-85	N	1	
2/15/98	North Carolina	L	84-85	H	2	
2/1/98	Florida State	W	83-76	A	1	
1/15/98	North Carolina	W	105-100	A	3	
3/1/97	Clemson	L	75-77	N	1	ACC
3/4/95	Duke	L	82-83	N	1	ACC
3/8/93	Maryland	W	106-103	N	3	ACC
3/7/93	Clemson	W	79-71	A	1	ACC
3/31/91	Tennessee	L	67-70	N	1	NCAA
1/12/91	NC State	W	123-120	A	3	
3/24/90	Tennessee	W	79-75	N	1	NCAA
3/5/90	NC State	W	67-64	N	1	ACC
12/29/89	Rutgers	W	72-71	A	1	
3/4/89	Wake Forest	W	68-67	N	1	ACC
2/15/89	Maryland	L	99-104	N	1	
1/11/86	Clemson	W	96-89	N	1	
1/13/85	North Carolina	W	64-62	H	1	
12/19/83	ETSU	W	71-68	A	1	
2/23/83	Clemson	L	84-86	A	1	
1/15/83	North Carolina	W	78-74	H	1	
1/2/83	ETSU	W	70-65	H	1	
2/1/80	NC State	L	79-81	H	1	
1/5/80	North Carolina	L	65-66	H	1	
3/4/77	VCU	L	47-48	H	1	VIAW
2/8/75	Bridgewater	W	57-52	A	1	

Note: John Paul Jones Arena opened for the 2006-07 season.

## VIRGINIA'S ALL-TIME RECORD IN OVERTIME

Overall..... 37-23 (.617)

### Home/Away/Neutral

Home..... 14-10 (.583)

Away..... 15-5 (.750)

Neutral..... 8-8 (.500)

at John Paul Jones Arena ..... 15-7 (.682)

### By Number of Overtime Periods

1OT ..... 30-19 (.612)

2OT ..... 3-4 (.429)

3OT ..... 3-0 (1.000)

4OT ..... 1-0 (1.000)

### Postseason

NCAA Tournament ..... 1-2 (.333)

ACC Tournament..... 5-2 (.714)

WNIT..... 0-0 (.000)

VIAW ..... 0-1 (.000)



# 2023-24 BOX SCORES

Official Basketball Box Score - Final  
**UMES at Virginia**  
 11/02/23 John Paul Jones Arena, Charlottesville  
 UVA vs UMES Women's Basketball

Game Time: 7:00 PM  
 Game Duration: 1:51  
 Attendance: 3,797

Officials: Denise Brooks, Toni Fallo, Leah Liano

NO. Name	Min	FG			3P			FT			Rebounds		Fouls		TP	AS	TO	ST	Blocks	BS	BA	+/-	Shooting By Period																		
		M-A	M-A	M-A	M-A	M-A	M-A	M-A	M-A	M-A	M-A	M-A	M-A	M-A									M-A	M-A	M-A	M-A	M-A	M-A	M-A	M-A	M-A										
33 Laineley Allen	F	17:54	2-2	0-0	2-2	1-4	5-4	2-2	6	0	3	1	2	0	-6	1st FG%	5-20	25.0%	3PT%	0-5	0.0%	2nd FG%	0-0	0.0%	3PT%	0-0	0.0%	4th FG%	0-0	0.0%	GMFG%	5-20	25.0%	3PT%	0-5	0.0%	FT%	2-2	100%		
2 Mahogany Lester	C	32:59	3-3	1-2	0-0	1-3	4-4	2-2	5	1	1	0	1	0	-23	1st FG%	3-14	21.4%	3PT%	1-2	50.0%	2nd FG%	0-0	0.0%	3PT%	0-0	0.0%	4th FG%	0-0	0.0%	GMFG%	3-14	21.4%	3PT%	1-2	50.0%	FT%	2-2	100%		
5 Mya Thomas	G	26:10	3-15	0-4	1-2	1-0	1-0	1-1	7	1	2	0	1	-23	1st FG%	3-15	20.0%	3PT%	1-4	25.0%	2nd FG%	0-0	0.0%	3PT%	0-0	0.0%	4th FG%	0-0	0.0%	GMFG%	3-15	20.0%	3PT%	1-4	25.0%	FT%	2-2	100%			
12 Chaniqwa Gilliam	G	21:30	2-8	1-3	0-0	1-3	4-0	0-0	5	1	1	0	0	2	-6	1st FG%	2-8	25.0%	3PT%	1-3	33.3%	2nd FG%	0-0	0.0%	3PT%	0-0	0.0%	4th FG%	0-0	0.0%	GMFG%	2-8	25.0%	3PT%	1-3	33.3%	FT%	2-2	100%		
25 Ashanti Lynch	G	24:13	1-8	0-1	2-2	1-3	4-3	3-3	4	0	2	2	0	-15	1st FG%	1-8	12.5%	3PT%	0-1	0.0%	2nd FG%	2-2	100%	3PT%	0-0	0.0%	4th FG%	0-0	0.0%	GMFG%	1-8	12.5%	3PT%	0-1	0.0%	FT%	2-2	100%			
11 Zamara Haynes	27:40	5-20	2-8	0-0	1-4	5-4	2-2	12	4	1	1	0	3	-25	1st FG%	5-20	25.0%	3PT%	2-8	25.0%	2nd FG%	0-0	0.0%	3PT%	0-0	0.0%	4th FG%	0-0	0.0%	GMFG%	5-20	25.0%	3PT%	2-8	25.0%	FT%	2-2	100%			
21 Ariana Seawell	10:29	2-3	0-0	0-0	1-1	3-4	0-0	4	0	2	0	0	0	0	0	1st FG%	2-3	66.7%	3PT%	0-0	0.0%	2nd FG%	0-0	0.0%	3PT%	0-0	0.0%	4th FG%	0-0	0.0%	GMFG%	2-3	66.7%	3PT%	0-0	0.0%	FT%	0-0	0.0%		
4 Jalia Bannerman	18:58	3-10	1-6	2-2	0-1	1-2	2-2	9	0	2	1	1	0	-14	1st FG%	3-10	30.0%	3PT%	1-6	16.7%	2nd FG%	0-0	0.0%	3PT%	0-0	0.0%	4th FG%	0-0	0.0%	GMFG%	3-10	30.0%	3PT%	1-6	16.7%	FT%	2-2	100%			
24 Lesley Thomas	20:07	0-2	0-0	0-0	1-2	3-3	2-3	0	0	0	0	0	0	-20	1st FG%	0-2	0.0%	3PT%	0-0	0.0%	2nd FG%	1-2	50.0%	3PT%	0-0	0.0%	4th FG%	0-0	0.0%	GMFG%	0-2	0.0%	3PT%	0-0	0.0%	FT%	2-2	100%			
<b>Totals</b>		20:71	5-21	7-10	13-26	39-19	15-15	52	7	14	5	5	8	-24	<b>Technical Fouls: NONE</b>				<b>Shooting By Period</b>																						
																						1st FG%				2nd FG%				3rd FG%				4th FG%				GMFG%			
																						3PT%				3PT%				3PT%				3PT%				3PT%			
																						FT%				FT%				FT%				FT%				FT%			

NO. Name	Min	FG			3P			FT			Rebounds		Fouls		TP	AS	TO	ST	Blocks	BS	BA	+/-	Shooting By Period																		
		M-A	M-A	M-A	M-A	M-A	M-A	M-A	M-A	M-A	M-A	M-A	M-A	M-A									M-A	M-A	M-A	M-A	M-A	M-A	M-A	M-A											
12 Edessa Noyan	F	15:05	2-2	1-1	0-0	3-3	6-3	3-1	5	1	2	1	0	0	5	1st FG%	4-18	22.2%	3PT%	1-7	14.3%	2nd FG%	5-6	83.3%	3PT%	0-0	0.0%	4th FG%	0-0	0.0%	GMFG%	4-18	22.2%	3PT%	1-7	14.3%	FT%	2-2	100%		
20 Camryn Taylor	F	31:03	7-15	0-3	8-9	7-2	9-3	7	22	1	5	1	0	0	16	1st FG%	7-15	46.7%	3PT%	0-3	0.0%	2nd FG%	6-9	66.7%	3PT%	0-0	0.0%	4th FG%	0-0	0.0%	GMFG%	7-15	46.7%	3PT%	0-3	0.0%	FT%	2-2	100%		
4 Jillian Brown	G	30:28	4-10	1-5	5-5	1-2	13-3	4	14	1	3	1	0	20	1st FG%	4-10	40.0%	3PT%	1-5	20.0%	2nd FG%	5-5	100%	3PT%	0-0	0.0%	4th FG%	0-0	0.0%	GMFG%	4-10	40.0%	3PT%	1-5	20.0%	FT%	2-2	100%			
21 Kymora Johnson	G	29:40	4-15	3-10	4-4	0-7	7-2	2	15	2	3	1	0	20	1st FG%	4-15	26.7%	3PT%	3-10	30.0%	2nd FG%	0-0	0.0%	3PT%	0-0	0.0%	4th FG%	0-0	0.0%	GMFG%	4-15	26.7%	3PT%	3-10	30.0%	FT%	2-2	100%			
23 Alexia Smith	G	20:32	1-6	0-2	0-0	4-3	7-2	2	2	0	2	0	2	0	0	1st FG%	1-6	16.7%	3PT%	0-2	0.0%	2nd FG%	0-0	0.0%	3PT%	0-0	0.0%	4th FG%	0-0	0.0%	GMFG%	1-6	16.7%	3PT%	0-2	0.0%	FT%	2-2	100%		
0 Olivia McGhee	24:19	4-8	2-4	2-3	1-6	7-1	2	12	0	2	1	0	2	19	1st FG%	4-8	50.0%	3PT%	2-4	50.0%	2nd FG%	0-0	0.0%	3PT%	0-0	0.0%	4th FG%	0-0	0.0%	GMFG%	4-8	50.0%	3PT%	2-4	50.0%	FT%	2-2	100%			
5 Yonta Vaughn	30:28	2-6	1-3	0-2	1-3	4-0	2	5	8	1	2	1	0	33	1st FG%	2-6	33.3%	3PT%	1-3	33.3%	2nd FG%	0-0	0.0%	3PT%	0-0	0.0%	4th FG%	0-0	0.0%	GMFG%	2-6	33.3%	3PT%	1-3	33.3%	FT%	2-2	100%			
32 Cady Pauley	08:52	0-5	0-3	0-0	0-0	0-0	0-0	0	1	0	0	0	0	-1	1st FG%	0-5	0.0%	3PT%	0-3	0.0%	2nd FG%	0-0	0.0%	3PT%	0-0	0.0%	4th FG%	0-0	0.0%	GMFG%	0-5	0.0%	3PT%	0-3	0.0%	FT%	0-0	0.0%			
41 Taylor Lauterbach	09:33	0-0	0-0	1-2	1-3	4-1	1	1	0	3	0	0	0	8	1st FG%	0-0	0.0%	3PT%	1-3	33.3%	2nd FG%	0-0	0.0%	3PT%	0-0	0.0%	4th FG%	0-0	0.0%	GMFG%	0-0	0.0%	3PT%	1-3	33.3%	FT%	2-2	100%			
<b>Totals</b>		24:67	8-31	20-25	20-40	60-15	19	76	16	19	8	8	5	24	<b>Technical Fouls: NONE</b>				<b>Shooting By Period</b>																						
																						1st FG%				2nd FG%				3rd FG%				4th FG%				GMFG%			
																						3PT%				3PT%				3PT%				3PT%				3PT%			
																						FT%				FT%				FT%				FT%				FT%			

Biggest lead	MES		UVA		Points from Turnovers	MES		UVA		Period by Period Scoring			
	1st	2nd	1st	2nd		1st	2nd	3rd	4th		TOT		
Best Scoring Run	9	(4 <sup>th</sup> 8:22)	9	(2 <sup>nd</sup> 1:08)	Paint	10	30	MES	10	12	14	16	52
Lead Changes	1		1		Fast Breaks	6	24	UVA	14	21	15	26	76
Times Tied	1		1		Bench	25	18						
Time with Lead	05:41		32:40										

Official Basketball Box Score - Final  
**Campbell at Virginia**  
 11/02/23 John Paul Jones Arena, Charlottesville  
 UVA vs Campbell Women's Basketball

Game Time: 2:00 PM  
 Game Duration: 1:55  
 Attendance: 3,965

Officials: Safi Esho, Jules Gallen, Jessica Walter

NO. Name	Min	FG			3P			FT			Rebounds		Fouls		TP	AS	TO	ST	Blocks	BS	BA	+/-	Shooting By Period																
		M-A	M-A	M-A	M-A	M-A	M-A	M-A	M-A	M-A	M-A	M-A	M-A	M-A									M-A	M-A	M-A	M-A	M-A	M-A	M-A										
14 Brittany Staves	F	29:44	3-9	3-7	0-0	1-2	3-3	0	9	0	3	0	0	1	-15	1st FG%	4-16	25.0%	3PT%	2-7	28.6%	2nd FG%	0-0	0.0%	3PT%	0-0	0.0%	4th FG%	0-0	0.0%	GMFG%	4-16	25.0%	3PT%	2-7	28.6%	FT%	0-0	0.0%
32 Christabel Ezumah	F	27:47	6-11	0-0	2-8	2-9	11-7	14	2	2	1	1	2	0	0	1st FG%	6-11	54.5%	3PT%	0-0	0.0%	2nd FG%	0-0	0.0%	3PT%	0-0	0.0%	4th FG%	0-0	0.0%	GMFG%	6-11	54.5%	3PT%	0-0	0.0%	FT%	0-0	0.0%
44 Shenya Nurebeng	F	25:04	2-3	1-1	0-0	2-6	8-4	1	5	0	4	0	1	-24	1st FG%	2-3	66.7%	3PT%	1-1	100%	2nd FG%	0-0	0.0%	3PT%	0-0	0.0%	4th FG%	0-0	0.0%	GMFG%	2-3	66.7%	3PT%	1-1	100%	FT%	0-0	0.0%	
11 Shy Tuelie	G	32:06	1-7	1-7	0-0	0-0	0-0	2	1	3	8	3	1	2	-18	1st FG%	1-7	14.3%	3PT%	1-7	14.3%	2nd FG%	0-0	0.0%	3PT%	0-0	0.0%	4th FG%	0-0	0.0%	GMFG%	1-7	14.3%	3PT%	1-7	14.3%	FT%	2-2	100%
20 Gemma Nunez	G	27:15	2-6	1-3	1-2	0-0	0-0	1-4	6	3	3	3	0	-9	1st FG%	2-6	33.3%	3PT%	1-3	33.3%	2nd FG%	0-0	0.0%	3PT%	0-0	0.0%	4th FG%	0-0	0.0%	GMFG%	2-6	33.3%	3PT%	1-3	33.3%	FT%	2-2	100%	
15 Audrey Fuller	14:18	2-3	1-2	0-0	3-1	4-1	0	5	0	1	0	1	0	-14	1st FG%	2-3	66.7%	3PT%	1-2	50.0%	2nd FG%	0-0	0.0%	3PT%	0-0	0.0%	4th FG%	0-0	0.0%	GMFG%	2-3	66.7%	3PT%	1-2	50.0%	FT%	0-0	0.0%	
10 Sarah Fitzgerald	07:48	0-4	0-2	0-0	1-0	1-4	0	0	0	0	0	0	0	-22	1st FG%	0-4	0.0%	3PT%	0-2	0.0%	2nd FG%	0-0	0.0%	3PT%	0-0	0.0%	4th FG%	0-0	0.0%	GMFG%	0-4	0.0%	3PT%	0-2	0.0%	FT%	0-0	0.0%	
22 Gianni Boone	13:00	2-9	0-3	1-2	1-2	3-1	1	5	0	1	0	1	0	-11	1st FG%	2-9	22.2%	3PT%	0-3	0.0%	2nd FG%	0-0	0.0%	3PT%	0-0	0.0%	4th FG%	0-0	0.0%	GMFG%	2-9	22.2%	3PT%	0-3	0.0%	FT%	2-2	100%	
0 Jessica Woods	07:43	0-2	0-1	0-0	1-0	1-0	1	0	0	0	0	0	0	-12	1st FG%	0-2	0.0%	3PT%	0-1	0.0%	2nd FG%	0-0	0.0%	3PT%	0-0	0.0%	4th FG%	0-0	0.0%	GMFG%	0-2	0.0%							

# 2023-24 BOX SCORES



Official Basketball Box Score - Final  
**Tulane at Virginia**  
 11/25/23 John Gray Gymnasium, George Town, Cayman Islands  
 2023-24 Women's Basketball

Game Time: 11:00 AM  
 Game Duration: 1:58

Officials: Carla Fountain, Mark Resch, Teresa Luck

NO.	Name	Min	FG		3P		FT		Rebounds		Fouls		TP	AS	TO	ST	Blocks		+/-	
			M/A	M/A	M/A	M/A	OR	DR	OR	DR	PF	FF					BS	BA		
12	Hannah Pratt	F 30:47	5-13	3-9	2-4	0	7	7	1	2	15	3	2	1	2	1	21			
21	Irina Parau	F 30:36	0-5	0-1	0-0	0	6	6	1	0	11	2	1	0	2	3	1			
0	Kyran Whittington	G 26:14	2-8	0-3	8-10	1	1	2	1	2	1	1	2	4	0	0	-14			
1	Kaylah Rainey	G 25:56	2-5	2-3	2-2	1	3	4	1	2	8	2	5	0	0	0	-9			
3	Maria Galic	G 26:23	3-13	1-5	1-2	4	1	5	0	1	8	2	2	2	2	0	-5			
23	Amira Mabry	28:22	3-6	0-0	3-4	4	5	9	3	2	9	0	1	0	1	0	-11			
24	Chiana Brown	08:01	2-4	0-0	0-0	1	1	0	1	0	4	0	2	0	0	0	-4			
8	Joy Madison-Key	11:56	1-2	0-0	1-2	0	1	1	1	1	3	0	0	0	0	0	-17			
22	McKenzi Carter	03:31	0-0	0-0	0-0	1	0	1	0	1	0	0	0	0	0	0	0			
33	Lily Ba	08:15	0-2	0-2	0-0	0	1	1	1	0	0	0	0	0	1	0	2			
Team										2	4	6	0	0	2	1	0			
Totals		18:58	6-23	17-24	14	29	43	10	19	59	9	10	4	4	22					

Technical Fouls:NONE

Dead Ball Rebounds: 4, 1

NO.	Name	Min	FG		3P		FT		Rebounds		Fouls		TP	AS	TO	ST	Blocks		+/-	
			M/A	M/A	M/A	M/A	OR	DR	OR	DR	PF	FF					BS	BA		
20	Camryn Taylor	F 17:10	4-6	0-0	0-0	1	2	3	2	1	8	0	0	1	1	0	10			
34	Londan Clarkson	F 15:46	0-4	0-0	1-2	3	1	4	1	1	1	1	0	3	1	0	0			
0	Olivia McGhee	G 15:07	3-10	1-5	2-2	3	3	6	0	2	9	2	1	0	0	0	5			
4	Jillian Brown	G 14:29	2-7	0-1	1-1	2	1	3	1	1	5	2	1	1	0	1	0	5		
21	Kymora Johnson	G 18:55	3-7	3-6	0-0	1	1	2	0	9	9	6	3	1	0	0	17			
1	Paris Clark	15:02	2-4	1-2	0-0	2	2	2	3	0	5	0	1	0	0	0	0	30		
33	Sam Brunelle	19:35	4-7	4-5	0-0	0	4	4	1	0	12	1	2	1	1	0	0	17		
5	Yontia Vaughn	24:36	5-11	4-8	0-0	1	4	5	1	2	14	4	1	0	0	0	1	0		
14	Kaydan Lawson	16:33	0-3	0-1	0-0	1	3	4	4	1	0	0	0	0	0	0	1	9		
32	Cady Pauley	11:02	3-7	2-6	0-0	1	1	1	2	0	8	1	0	1	0	0	10			
23	Alexia Smith	17:25	4-5	0-1	2-2	0	3	3	0	1	10	0	3	0	0	0	23			
12	Edessa Noyan	10:02	0-1	0-0	0-0	0	1	1	1	0	0	0	0	0	0	1	6			
41	Taylor Lauterbach	04:08	0-2	0-0	0-0	2	2	2	1	0	0	0	0	0	0	0	3			
Team										3	1	4	0	0	0	0				
Totals		30:74	15-35	6-7	14	29	43	19	10	81	20	12	13	4	4	22				

Technical Fouls:NONE

Dead Ball Rebounds: 1, 0

Biggest lead	TUL	UVA	Points from		Turnovers	Paint	Period by Period Scoring							
			1st	2nd			3rd	4th	TOT					
Best Scoring Run	10(1 <sup>st</sup> 4:46)	17(2 <sup>nd</sup> 6:01)			6	28	22	26						
Lead Changes	1				7	13								
Times Tied	2				9	13								
Time with Lead	12:31	25:52			16	49								



Official Basketball Box Score - Final  
**Virginia at LSU**  
 11/25/23 John Gray Gymnasium, George Town, Cayman Islands  
 2023-24 Women's Basketball

Game Time: 5:00 PM  
 Game Duration: 2:04  
 Attendance: 1,650

Officials: Joe Vaszy, Fatou Cesako-Stephens, Meadow Overstreet

NO.	Name	Min	FG		3P		FT		Rebounds		Fouls		TP	AS	TO	ST	Blocks		+/-	
			M/A	M/A	M/A	M/A	OR	DR	OR	DR	PF	FF					BS	BA		
20	Camryn Taylor	F 20:50	1-9	0-0	2-2	2	4	4	2	2	4	0	1	1	2	1	9			
33	Sam Brunelle	F 31:57	5-11	5-11	0-0	0	3	3	4	0	15	0	0	0	0	0	7			
1	Paris Clark	G 26:03	7-17	1-5	4-4	2	5	7	3	3	10	0	1	3	0	0	-1			
21	Kymora Johnson	G 21:36	4-13	0-7	0-0	1	2	3	0	8	2	3	2	0	1	0	-5			
23	Alexia Smith	G 26:04	2-6	0-3	1-3	2	3	5	3	2	5	1	3	1	0	0	5			
34	Londan Clarkson	19:05	1-2	0-0	2-2	3	0	3	4	4	4	1	1	0	0	0	-7			
4	Jillian Brown	18:48	2-3	0-0	1-2	4	3	7	1	2	5	3	2	1	1	0	0	-11		
5	Yontia Vaughn	23:41	5-8	3-4	0-1	0	1	1	0	13	7	1	0	0	0	0	-5			
14	Kaydan Lawson	01:38	0-0	0-0	0-0	0	0	0	0	0	0	0	0	0	0	0	1			
0	Olivia McGhee	04:40	0-2	0-1	0-0	0	1	1	1	0	0	0	0	0	0	0	-1			
12	Edessa Noyan	05:38	0-1	0-0	0-0	0	1	2	0	0	0	0	0	0	0	0	0			
Team										5	2	7	0	1	1	0				
Totals		27:72	9-31	10-14	19	23	42	24	17	73	14	16	8	6	2	3				

Technical Fouls:NONE

Dead Ball Rebounds: 1, 0

NO.	Name	Min	FG		3P		FT		Rebounds		Fouls		TP	AS	TO	ST	Blocks		+/-	
			M/A	M/A	M/A	M/A	OR	DR	OR	DR	PF	FF					BS	BA		
24	Aneesah Morrow	F 40:00	15-25	1-3	6-7	10	6	16	2	8	37	2	2	0	1	1	3			
23	Ashlynn Del Rossario	G 20:32	3-8	0-0	1-2	1	3	4	4	2	7	0	1	1	0	2	3			
4	Flauja Johnson	G 38:31	1-6	0-0	4-5	3	12	15	3	5	6	2	4	1	1	2	2			
11	Hailey Van Lih	G 38:32	4-12	1-2	3-4	0	2	2	0	2	12	5	5	1	0	0	6			
12	Mikaylah Williams	G 23:48	2-10	0-2	2-2	1	4	5	3	1	6	2	1	0	0	0	4			
13	Last-Tear Pao	32:41	2-6	0-1	4-4	0	1	4	6	8	5	2	1	0	1	0	2			
20	Janae Kent	07:56	0-0	0-0	0-0	0	0	0	0	0	1	0	0	0	0	0	0	3		
Team										3	1	4	0	1	0	0				
Totals		27:67	2-8	20-24	18	29	47	17	24	76	16	16	4	2	6	3				

Technical Fouls:NONE

Dead Ball Rebounds: 3, 0

Biggest lead	UVA	LSU	Points from		Turnovers	Paint	Period by Period Scoring							
			1st	2nd			3rd	4th	TOT					
Best Scoring Run	6(1 <sup>st</sup> 4:28)	10(4 <sup>th</sup> 4:38)			32	13								
Lead Changes	14				21	15								
Times Tied	2				14	8								
Time with Lead	07:10	28:08			22	8								



Official Basketball Box Score - Final  
**Missouri at Virginia**  
 11/30/23 John Paul Jones Arena, Charlottesville  
 UVA vs Missouri Women's Basketball

Game Time: 5:00 PM  
 Game Duration: 2:23  
 Attendance: 3,701

Officials: Eric Brewton, Katie Lukulich, Meadow Overstreet

NO.	Name	Min	FG		3P		FT		Rebounds		Fouls		TP	AS	TO	ST	Blocks		+/-	
			M/A	M/A	M/A	M/A	OR	DR	OR	DR	PF	FF					BS	BA		
30	Angelique Ngakulondi	F 17:13	3-7	0-0	2-6	4	1	5	3	3	8	1	2	1	0	1	2			
43	Hayley Frank	F 39:18	6-14	2-9	7-7	5	5	21	2	6	1	2	6	0	2	0	-7			
0	Grace Slaughter	G 39:34	6-9	3-5	2-2	0	3	3	1	17	2	3	0	0	0	0	-3			
4	Mama Dembele	G 40:03	5-10	0-0	2-2	1	5	6	4	3	8	7	2	3	1	4	-9			
24	Ashton Judd	G 42:02	5-12	1-5	3-6	1														

# 2023-24 BOX SCORES



Official Basketball Box Score - Final

**Rider at Virginia**  
12/06/23 John Paul Jones Arena, Charlottesville  
Virginia vs Rider Women's Basketball

Game Time: 7:00 PM  
Game Duration: 1:41  
Attendance: 3,676

Officials: Bruce Morris, Krystle Apletanz, Keith Batson

Rider - 51		Record: 2-6													Shooting By Period						
NO.	Name	Min	FG	3P	FT	Rebounds	Fouls	TP	AS	TO	ST	Blocks	+/-	1st	2nd	3rd	4th	FT%			
			M/A	M/A	M/A	OR	DR	PF				BS	BA	FG%	FG%	FG%	FG%				
44	Kaylan Deveney	C 31:02	3-5	1-1	2-4	0	1	2	2	9	2	3	1	-21	1st	FG%	6-16	37.5%			
0	Saraa Redmond	G 17:56	0-4	0-1	0-0	0	3	3	2	0	4	1	0	-14	2nd	FG%	1-1	100%			
23	Taylor Langan	G 28:49	6-9	0-1	0-1	0	2	2	3	12	2	1	0	-32	3rd	FG%	6-14	42.9%			
24	Makayla Firebaugh	G 35:37	6-14	0-5	0-0	2	4	6	3	0	12	0	2	-28	4th	FG%	0-0	0%			
55	Jessika Schiffer	G 25:07	2-7	2-7	0-0	0	3	3	1	6	1	1	2	0	-9	1st	FT%	0-0	0%		
14	Sofie Bruinjies	08:02	0-2	0-0	0-0	0	0	0	0	1	0	0	0	0	-3	2nd	FT%	0-0	0%		
3	Jamia Blake	14:53	2-4	0-0	1-1	0	1	1	2	1	5	0	0	0	-10	3rd	FT%	1-5	20.0%		
11	Mariona Cos-Morales	11:11	2-2	0-0	0-0	1	2	3	1	0	4	1	1	0	5	4th	FT%	2-5	40%		
1	Aliya McIver	20:10	1-3	1-3	0-0	0	2	2	3	3	2	0	0	-10	1st	GM FG%	5-11	45.5%			
10	Molly Lynch	05:21	0-1	0-0	0-0	0	1	1	0	0	0	0	0	-7	2nd	GM FT%	1-5	20.0%			
12	Taylor Blunt	00:56	0-1	0-0	0-0	0	0	0	0	0	0	0	0	-3	3rd	FT%	0-0	0%			
13	Sam Richardson	00:56	0-0	0-0	0-0	0	0	0	0	0	0	0	0	-3	4th	GM FG%	22-52	42.3%			
Team						0	0	0	0	0	0	1						3PT%	4-21	19.0%	
Totals		22:52	4-21	3-6	3	19	22	15	11	51	16	8	1	2	-27				FT%	3-6	50.0%

Technical Fouls: NONE

Dead Ball Rebounds: 1-0

Virginia - 78		Record: 7-2													Shooting By Period						
NO.	Name	Min	FG	3P	FT	Rebounds	Fouls	TP	AS	TO	ST	Blocks	+/-	1st	2nd	3rd	4th	FT%			
			M/A	M/A	M/A	OR	DR	PF				BS	BA	FG%	FG%	FG%	FG%				
20	Camryn Taylor	F 27:18	7-11	0-0	4-4	7	6	13	2	3	18	0	3	1	0	0	35	1st	FG%	2-6	0.0%
33	Sam Brunelle	F 23:07	2-11	2-8	1-2	3	1	4	2	1	7	1	0	1	0	16	2nd	FG%	7-10	70%	
1	Paris Clark	G 13:28	1-6	0-0	0	3	1	4	0	2	0	2	0	1	-2	3rd	FG%	9-19	47.4%		
21	Kymora Johnson	G 25:39	3-9	0-2	1-1	3	4	7	1	1	7	4	0	1	0	31	4th	FG%	2-6	33.3%	
23	Alexia Smith	G 18:25	5-8	1-1	0-0	1	1	2	0	0	11	1	1	0	0	14	1st	FT%	1-4	25%	
4	Jillian Brown	19:22	3-9	0-1	2-5	6	5	11	1	3	8	3	1	2	0	35	2nd	FT%	10-23	43.5%	
5	Yontia Vaughn	20:11	1-3	1-3	0-0	0	3	3	1	1	3	0	2	0	9	3rd	FT%	3-8	37.5%		
14	Kaydan Lawson	12:06	1-3	1-2	0-2	1	2	3	1	1	0	0	0	0	-8	4th	GM FG%	2-8	25.0%		
32	Cady Pauley	10:38	0-4	0-4	0-0	0	0	0	1	0	3	4	2	1	0	0	2	1st	FT%	2-2	100%
0	Olivia McGhee	07:15	2-4	1-3	0-0	0	0	0	0	0	5	0	0	0	-7	2nd	FT%	8-18	44.4%		
12	Edessa Noyan	15:10	3-7	1-2	1-2	4	2	6	1	2	8	0	1	2	1	0	9	3rd	FT%	3-4	75%
41	Taylor Lauterbach	07:22	1-1	0-0	0-0	1	1	2	2	0	1	2	0	0	1	1	1	4th	GM FG%	29-76	38.2%
Team						2	2	4	0	0	0	0							3PT%	7-28	25.0%
Totals		29:76	7-26	13-20	31	29	60	11	15	78	14	10	12	2	1	27			FT%	13-20	65.0%

Technical Fouls: NONE

Dead Ball Rebounds: 4-0

Rider		UVA		Points from		Period by Period Scoring				
Biggest lead	4 (1st 0:07)	27 (4th 0:45)	Turnovers	4	16	1st	2nd	3rd	4th	TOT
Best Scoring Run	5 (1st 0:07)	11 (3rd 6:13)	Paint	26	40	15	12	13	11	51
Lead Changes	7	Second Chance	0	26	UVA	11	21	25	21	78
Times Tied	3	Fast Breaks	4	17						
Time with Lead	09:06	Bench	12	33						

Official Basketball Box Score - Final

**Wofford at Virginia**  
12/06/23 John Paul Jones Arena, Charlottesville  
Virginia vs Wofford Women's Basketball

Game Time: 1:00 PM  
Game Duration: 1:46  
Attendance: 3,965

Officials: Bryan Brunette, Ashlee Cook, Cori Chambers

Wofford - 71		Record: 7-4													Shooting By Period						
NO.	Name	Min	FG	3P	FT	Rebounds	Fouls	TP	AS	TO	ST	Blocks	+/-	1st	2nd	3rd	4th	FT%			
			M/A	M/A	M/A	OR	DR	PF				BS	BA	FG%	FG%	FG%	FG%				
11	Viola Tulave	F 17:39	1-1	0-0	0-0	0	1	2	0	0	2	0	3	0	0	0	0	1st	FG%	5-18	27.8%
1	Anabelle Schultz	G 27:59	1-9	1-5	0-0	1	4	5	4	4	3	0	2	5	1	-6	2nd	FG%	0-0	0%	
2	Maddie Hoiss	G 35:56	6-11	4-7	0-0	1	1	2	3	1	16	1	3	1	0	2	3rd	FG%	5-12	41.7%	
3	Evangelia Paulk	G 29:10	4-10	1-4	0-0	1	4	5	5	1	9	3	3	1	0	2	4th	FG%	1-5	20.0%	
12	Rachael Rose	G 40:00	7-15	1-3	6-7	2	8	10	1	6	21	3	3	0	2	1	1st	FT%	4-4	100%	
20	Indya Clarke	33:11	6-8	3-4	0-0	0	2	2	2	1	15	1	1	0	0	0	2nd	FT%	7-4	50.0%	
24	Sara Diddia	09:18	1-3	0-2	0-0	0	0	0	0	2	1	1	0	0	-1	3rd	FT%	1-5	20.0%		
0	JasRae Smith	06:47	1-1	1-1	0-0	0	1	1	0	0	3	1	0	0	0	0	4th	FT%	2-2	100%	
Team						0	1	1	0	0	2								GM FG%	10-14	71.4%
Totals		27:58	11-26	6-7	5	22	27	17	13	71	16	18	11	1	3	1			GM FT%	27-58	46.6%

Technical Fouls: NONE

Dead Ball Rebounds: 0-0

Virginia - 70		Record: 7-3													Shooting By Period						
NO.	Name	Min	FG	3P	FT	Rebounds	Fouls	TP	AS	TO	ST	Blocks	+/-	1st	2nd	3rd	4th	FT%			
			M/A	M/A	M/A	OR	DR	PF				BS	BA	FG%	FG%	FG%	FG%				
33	Sam Brunelle	F 11:29	0-1	0-0	0-0	1	2	3	0	0	0	0	1	3	1	0	7	1st	FG%	7-16	43.8%
34	London Clarkson	F 32:46	2-4	0-0	0-0	4	5	9	2	5	7	1	1	0	1	0	0	2nd	FG%	2-7	28.6%
1	Paris Clark	G 24:54	5-9	1-3	3-3	3	2	5	2	4	14	3	1	1	0	0	5	3rd	FG%	0-0	0%
21	Kymora Johnson	G 22:42	3-9	0-5	1-2	0	1	1	1	1	7	9	2	1	1	0	-1	4th	FG%	7-17	41.2%
23	Alexia Smith	G 23:35	3-7	1-1	0-0	0	4	4	1	1	7	3	2	0	0	0	0	1st	FT%	1-7	14.3%
0	Olivia McGhee	25:40	6-15	2-6	0-0	1	2	3	1	1	14	0	1	1	0	0	3	2nd	FT%	6-8	75%
4	Jillian Brown	11:23	0-4	0-2	2-2	0	3	3	2	1	2	1	3	0	0	-2	3rd	FT%	0-5	0.0%	
14	Kaydan Lawson	15:43	2-5	0-2	0-0	2	4	6	0	0	4	1	4	2	0	0	6	4th	FT%	3-4	75%
41	Taylor Lauterbach	07:51	0-2	0-2	0-0	2	1	3	1	0	0	0	1	0	0	-8	1st	GM FG%	8-19	42.1%	
32	Cady Pauley	07:42	1-3	0-2	0-0	0	0	0	0	1	2	1	0	0	0	-3	2nd	FT%	1-4	25.0%	
20	Camryn Taylor	16:17	6-9	0-0	1-2	3	1	4	3	3	13	0	0	0	1	-6	3rd	FT%	1-1	100%	
Team						2	2	4	0	0	0	0							GM FG%	28-68	41.2%
Totals		28:68	4-23	10-13	18	27	45	13	17	70	19	17	8	3	1	-1			GM FT%	4-23	17.4%

Technical Fouls: NONE

Dead Ball Rebounds: 3-0

WOF		UVA		Points from		Period by Period Scoring				
Biggest lead	4 (4th 6:13)	11 (2nd 2:04)	Turnovers	12	16	1st	2nd	3rd	4th	TOT
Best Scoring Run	9 (3rd 7:37)	10 (2nd 3:01)	Paint	26 <th>34</th> <th>15 <th>15 <th>17 <th>24 <th>71</th> </th></th></th></th>	34	15 <th>15 <th>17 <th>24 <th>71</th> </th></th></th>	15 <th>17 <th>24 <th>71</th> </th></th>	17 <th>24 <th>71</th> </th>	24 <th>71</th>	71
Lead Changes	11	Second Chance	7	11	UVA	16	21	15 <th>18 <th>70</th> </th>	18 <th>70</th>	70
Times Tied	5	Fast Breaks	2	17						
Time with Lead	04:05	Bench	20 <th>35</th> <th></th> <th></th> <th></th> <th></th> <th></th> <th></th>	35						



Official Basketball Box Score - Final

**Fordham**

# 2023-24 BOX SCORES



Official Basketball Box Score - Final  
Virginia at Georgia Tech  
01/04/24 McCamish Pavilion, Atlanta  
Georgia Tech vs. Virginia

Game Time: 7:00 PM  
Game Duration: 2:00  
Attendance: 1,237

Officials: Joseph Vaszily, Rod Creech, Linda Miles

Virginia - 60														Record: 8-5 (2-2)																								
NO.	Name	Min	FG			3P			FT			Rebounds	Fouls	TP	AS	TO	ST	Blocks			+/-																	
			M	A	%	M	A	%	M	A	%							BS	BA	BL																		
20	Camryn Taylor	F	32:29	7-12	1-1	4-4	0	4	4	4	4	19	0	2	2	1	0	0	0	0	-4																	
34	London Clarkson	F	24:17	4-5	0-0	3-7	2	4	6	5	5	11	0	2	2	4	0	0	0	5																		
1	Paris Clark	G	33:59	5-14	0-1	3-4	7	5	12	3	13	3	4	3	1	1	1	7																				
21	Kymora Johnson	G	28:24	3-14	0-6	0-0	0	3	3	0	6	6	4	3	0	1	1	1																				
23	Alexia Smith	G	10:53	0-2	0-1	0-2	0	3	3	2	1	0	0	0	0	0	0	0	-1																			
4	Jillian Brown	G	22:50	2-7	0-1	1-2	2	2	4	1	5	1	2	1	1	0	1	0	0																			
33	Sam Brunelle	G	14:15	0-3	0-2	0-0	0	1	1	0	0	0	0	1	0	0	0	0	-9																			
0	Olivia McGhee	G	04:20	0-1	0-1	0-0	0	1	1	0	0	0	0	0	0	0	0	0	-5																			
5	Yontia Vaughn	G	16:35	1-6	0-3	0-0	0	2	2	3	1	2	3	1	1	0	0	0	-7																			
14	Kaydan Lawson	G	08:59	0-0	0-0	4-4	3	1	4	1	2	4	0	0	0	0	0	0	2																			
32	Cady Pauley	G	02:59	0-0	0-0	0-0	0	0	0	0	0	0	0	0	0	0	0	0	-3																			
Team																																						
Totals			22:64			1-16			15-23			17			24			17			60			14			17			8			2			3		

Technical Fouls: NONE

Dead Ball Rebounds: NONE

Georgia Tech - 63														Record: 10-4 (1-1)																														
NO.	Name	Min	FG			3P			FT			Rebounds	Fouls	TP	AS	TO	ST	Blocks			+/-																							
			M	A	%	M	A	%	M	A	%							BS	BA	BL																								
13	Kayla Blackshear	F	34:22	2-9	1-1	1-4	4	2	6	4	4	6	2	1	1	0	2	4																										
5	Tonie Morgan	G	32:42	4-14	0-0	10-15	5	7	12	1	11	18	1	3	1	1	2	6																										
22	Ines Noguero	G	32:17	1-4	0-2	0-0	1	4	4	4	0	2	3	3	1	0	0	0	-2																									
23	Rusne Augustinaite	G	30:30	2-9	1-6	3-4	1	3	4	2	8	2	4	1	1	2	6																											
25	Kara Dunt	G	38:23	8-17	1-5	7-10	3	3	6	1	7	24	1	5	5	0	2	3																										
21	Sydney Johnson	G	13:09	1-5	1-4	0-0	0	0	0	1	0	3	1	0	0	0	0	0	0																									
22	A'Asia Thomas-Harris	G	10:08	1-1	0-0	0-0	0	4	4	1	0	2	0	0	0	0	0	0	-1																									
11	Aixa Wone Aranz	G	08:30	0-0	0-0	0-0	0	1	1	0	0	0	0	0	0	0	0	0	7																									
Team																																												
Totals			19:59			4-18			21-33			15			27			17			24			63			10			16			9			2			8			3		

Technical Fouls: NONE

Dead Ball Rebounds: 5, 0

		UVA	GT
Biggest lead		4 (1 <sup>st</sup> 9:01)	7 (3 <sup>rd</sup> 6:26)
Best Scoring Run		6 (2 <sup>nd</sup> 2:12)	9 (1 <sup>st</sup> 1:45)
Lead Changes		9	11
Times Tied		1	0
Time with Lead		08:22	25:00

Points from Turnovers

Period by Period Scoring

UVA 13 11 24 12 60

GT 14 13 21 15 63



Official Basketball Box Score - Final  
Virginia at NC State  
01/11/24 Reynolds Coliseum, Raleigh  
2023-24 Women's Basketball

Game Time: 7:00 PM  
Game Duration: 2:18  
Attendance: 5,500

Officials: Jeffrey Smith, Saif Saho, Ashlee Goode

Virginia - 66														Record: 8-7 (0-4)																											
NO.	Name	Min	FG			3P			FT			Rebounds	Fouls	TP	AS	TO	ST	Blocks			+/-																				
			M	A	%	M	A	%	M	A	%							BS	BA	BL																					
20	Camryn Taylor	F	27:56	9-16	2-2	2-4	3	3	6	5	3	22	0	3	0	2	1	0	0	-18																					
33	Sam Brunelle	F	18:45	1-5	0-2	0-0	2	4	4	1	2	0	0	0	0	0	0	0	0	-16																					
1	Paris Clark	G	18:54	3-11	0-1	0-0	3	6	4	1	6	0	2	2	0	4	3																								
21	Kymora Johnson	G	33:05	6-19	2-8	0-0	1	3	4	3	14	4	1	0	0	0	0	0	-28																						
23	Alexia Smith	G	17:58	1-5	0-0	0-2	7	9	0	1	2	6	1	0	0	0	0	0	11																						
0	Olivia McGhee	G	22:25	3-10	1-4	2-2	2	2	4	1	2	9	0	4	1	0	0	0	-6																						
5	Yontia Vaughn	G	17:47	3-8	1-4	0-0	2	2	1	0	7	2	2	0	0	0	0	0	-11																						
14	Kaydan Lawson	G	12:46	1-2	0-1	2-2	1	2	1	1	4	0	0	0	0	0	0	0	-12																						
34	London Clarkson	G	09:05	0-2	0-0	0-0	1	2	3	2	1	0	0	0	0	0	0	0	-12																						
41	Taylor Lauterbach	G	13:45	0-3	0-0	0-0	1	2	0	0	0	0	0	0	0	0	0	1	3																						
32	Cady Pauley	G	05:53	0-1	0-1	0-0	0	0	0	0	0	0	0	0	0	0	0	0	-9																						
12	Edessa Noyan	G	01:43	0-0	0-0	0-0	0	0	0	0	0	0	0	0	0	0	0	0	-4																						
Team																																									
Totals			27:62			6-23			6-8			21			29			50			21			12			17			6			2			7			27		

Technical Fouls: NONE

Dead Ball Rebounds: 1, 0

NC State - 93														Record: 15-1 (3-1)																														
NO.	Name	Min	FG			3P			FT			Rebounds	Fouls	TP	AS	TO	ST	Blocks			+/-																							
			M	A	%	M	A	%	M	A	%							BS	BA	BL																								
2	Mimi Collins	F	22:32	4-9	1-3	5-5	2	7	9	3	4	14	2	0	0	0	3	0	0	22																								
10	Aziah James	G	28:04	5-14	2-3	3-4	0	6	6	2	15	4	2	2	1	0	0	0	33																									
21	Madison Hayes	G	26:18	1-13	3-7	0-0	0	5	5	1	0	17	2	1	0	1	1	0	0																									
22	Sanjara Rivers	G	30:47	7-7	0-1	2-2	0	3	3	1	1	6	7	1	3	1	1	1	31																									
3	Zoe Brooks	G	28:39	7-12	1-4	4-4	0	2	2	0	7	19	3	2	4	0	0	0	26																									
24	Laci Steele	G	23:46	5-6	3-4	0-0	0	1	1	1	0	13	1	3	0	0	0	0	7																									
15	Lizzy Williamson	G	09:56	1-2	0-0	1-2	1	2	3	0	1	3	0	0	0	0	0	0	-5																									
42	Malloy Collier	G	09:43	1-2	0-0	2-2	0	3	3	2	4	0	0	0	0	0	0	0	1																									
11	Maddie Cox	G	12:12	0-1	0-1	1-2	0	2	2	0	1	0	0	0	0	0	0	0	-2																									
20	Katie Penetusa	G	04:57	0-0	0-0	1-2	0	0	0	1	1	0	0	0	0	0	0	0	-6																									
30	Jannah Eissa	G	03:00	0-0	0-0	0-0	0	1	1	0	0	0	0	0	0	0	0	0	-2																									
Team																																												
Totals			32:66			10-23			19-23			5			35			40			12			21			93			19			11			9			7			27		

Technical Fouls: NONE

Dead Ball Rebounds: 4, 0

		UVA	UNC
Biggest lead		0 (1 <sup>st</sup> 10:00)	34 (3 <sup>rd</sup> 1:16)
Best Scoring Run		8 (4 <sup>th</sup> 1:01)	11 (1 <sup>st</sup> 3:52)
Lead Changes		0	5
Times Tied		0	0
Time with Lead		00:00	39:53

Points from Turnovers

Period by Period Scoring

UVA 13 21 16 16 66

UNC 31 26 24 12 93



VIRGINIA WOMEN'S BASKETBALL



Official Basketball Box Score - Final  
Duke at Virginia  
01/07/24 John Paul Jones Arena, Charlottesville  
Virginia vs Duke Women's Basketball

Game Time: 12:00 PM  
Game Duration: 2:11  
Attendance: 5,041

Officials: Carla Fountain, Mark Resch, Meadow Overstreet

Duke - 60														Record: 10-5 (2-2)													
NO.	Name	Min	FG			3P			FT			Rebounds	Fouls	TP	AS	TO	ST	Blocks			+/-						
			M	A	%	M	A	%	M	A	%							BS	BA	BL							
42	Kennedy Brown	F	30:49	3-10	0-1	7-8	2	6	8	2	8	13	4	0	1	3	3	13									
3	Ashlon Jackson	G	27:47	3-11	0-6	0-1	0	2	2	4	6	3	3	1	1	0	0	7									
4	Jadya Dorovyan	G	22:46	2-3	0-0	1-4	2	1	3	4	3	0	2	1	3	0	0	0	-8								
22	Taina Mair	G	25:54	1-5	0-2	0-0	1	3	4	0	2	1	3	0	0	0	0	0	-2								
24	Reigan Richardson	G	33:20	7-10	0-2	4-8	0	1	1																		



# 2023-24 BOX SCORES



Official Basketball Box Score - Final  
**Notre Dame at Virginia**  
01/18/24 John Paul Jones Arena, Charlottesville  
Virginia vs No. 19 Notre Dame Women's Basketball

Game Time: 7:00 PM  
Game Duration: 2:09  
Attendance: 4,102

Officials: Angelica Suffren, Carla Fountain, Mark Berger

Notre Dame - 86

Record: 13-3 (4-2)

NO. Name	Min	FG			3P			FT			Rebounds		Fouls		TP	AS	TO	ST	Blocks			+/-
		M/A	M/A	M/A	M/A	M/A	M/A	M/A	M/A	M/A	M/A	M/A	M/A	M/A					M/A	M/A	M/A	
21 Macy Westfeld	F	37:59	4-11	1-4	5-6	2	7	9	4	6	14	1	3	2	2	1	0	1	17			
22 Kyle Watson	F	21:51	3-5	0-0	0-2	0	2	2	4	1	6	2	0	0	1	0	1	0	18			
3 Hannah Hidalgo	G	27:23	6-14	0-2	11-4	0	5	5	4	13	23	9	4	3	5	0	2	18				
11 Sonia Citron	G	37:33	4-14	2-6	12-12	1	3	4	0	11	28	9	4	3	1	1	2	7				
13 Anna DeWolfe	G	26:01	2-7	0-2	2-4	0	0	0	3	2	6	1	1	0	0	1	0	-2				
15 Natalija Marshall	07:42	1-1	0-0	1-2	1	0	1	3	1	3	0	2	0	0	0	0	-7					
14 KK Bransford	27:17	2-4	0-0	2-4	1	2	3	1	2	6	0	1	2	1	1	1	1	0				
10 Becky Obinma	04:05	0-0	0-0	0-0	1	1	1	2	0	0	0	1	0	0	1	0	0	-2				
Team																						
Totals			25-56	3-14	33-44	10	25	35	21	35	86	16	15	13	5	7	10					

Technical Fouls:NONE

Shooting By Period		
1st	FG%	7-17 41.2%
2nd	FG%	9-10 90%
3rd	FG%	7-18 38.9%
4th	FG%	1-6 16.7%
FT%	0-0 0%	
1st	FG%	7-13 53.8%
2nd	FG%	1-3 33.3%
3rd	FG%	10-17 58.8%
4th	FG%	4-8 50.0%
FT%	0-1 0.0%	
GM	FG%	25-56 44.6%
FT%	14-17 82.4%	
3PT%	3-14 21.4%	
FT%	33-44 75.0%	

Dead Ball Rebounds: 6:1

Virginia - 76

Record: 8-9 (0-6)

NO. Name	Min	FG			3P			FT			Rebounds		Fouls		TP	AS	TO	ST	Blocks			+/-
		M/A	M/A	M/A	M/A	M/A	M/A	M/A	M/A	M/A	M/A	M/A	M/A	M/A					M/A	M/A	M/A	
20 Camryn Taylor	F	14:27	2-7	0-2	2-2	1	2	3	5	1	6	0	2	0	1	0	0	-4				
34 London Clarkson	F	18:03	2-4	0-0	1-2	2	3	5	5	6	5	0	4	0	1	0	6					
0 Olivia McGhee	G	29:19	5-10	2-4	2-2	0	2	2	4	3	14	1	1	2	0	1	-2					
21 Kymora Johnson	G	32:57	6-14	2-7	2-2	2	6	8	3	2	16	7	6	1	0	0	-13					
23 Alexia Smith	G	07:42	0-0	0-0	0-0	1	1	2	0	0	1	0	0	0	0	0	-3					
1 Paris Clark	G	27:22	6-11	2-3	2-2	0	7	7	4	3	16	4	3	1	1	-7						
33 Sam Brunelle	15:09	0-2	0-2	0-0	0	0	0	1	0	0	0	1	0	0	0	-17						
4 Jillian Brown	08:57	1-2	0-0	4-4	1	1	2	3	6	1	0	0	0	0	1	-5						
12 Edessa Noyan	12:04	1-2	0-0	0-0	0	0	0	2	2	2	0	0	0	2	1	-11						
41 Taylor Lauterbach	10:00	1-2	1-1	2-2	0	2	2	3	0	5	3	0	3	0	1	-1						
5 Yontia Vaughn	07:03	1-3	0-1	2-2	0	0	0	1	2	4	3	0	0	0	0	3						
32 Gady Pauley	06:40	0-2	0-2	0-0	0	0	0	0	0	0	0	0	0	0	0	-7						
14 Kaydan Lawson	10:18	1-3	0-1	0-0	1	2	2	2	0	1	1	1	1	1	1	7						
Team																						
Totals			26-62	7-23	17-18	11	26	37	35	21	76	17	23	7	7	5	-10					

Technical Fouls:NONE

Shooting By Period		
1st	FG%	5-15 33.3%
2nd	FG%	1-7 14.3%
3rd	FG%	5-6 83.3%
4th	FG%	6-12 50.0%
FT%	1-2 50.0%	
1st	FG%	4-14 28.6%
2nd	FG%	1-4 25.0%
3rd	FG%	2-7 28.6%
4th	FG%	4-10 40.0%
FT%	4-4 100%	
GM	FG%	26-62 41.9%
FT%	7-23 30.4%	
3PT%	17-18 94.4%	

Dead Ball Rebounds: 0:0

Biggest lead	UND		UVA	
	20 (3 <sup>rd</sup> 2:50)	3 (1 <sup>st</sup> 4:44)		
Best Scoring Run	9 (3 <sup>rd</sup> 7:03)	6 (4 <sup>th</sup> 4:19)		
Lead Changes	2	2		
Times Tied	2	2		
Time with Lead	36:16	00:47		

Points from Turnovers	UND	UVA	Period by Period Scoring				
			1st	2nd	3rd	4th	TOT
Paint	26	11					
Second Chance	9	11					
Fast Breaks	26	12					
Bench	9	35					
UND	24	15	25	22	86		
UVA	16	17	14	29	76		

Technical Fouls:NONE

Biggest lead	UND		UVA	
	10 (1 <sup>st</sup> 7:24)	8 (3 <sup>rd</sup> 5:52)		
Best Scoring Run	9 (3 <sup>rd</sup> 6:55)	9 (3 <sup>rd</sup> 7:57)		
Lead Changes	6	6		
Times Tied	6	6		
Time with Lead	23:58	11:59		

Points from Turnovers	UND	UVA	Period by Period Scoring				
			1st	2nd	3rd	4th	TOT
Paint	40	23					
Second Chance	15	14					
Fast Breaks	7	14					
Bench	18	13					
UND	27	12	26	26	91		
UVA	22	21	22	27	87		

Technical Fouls:NONE



Official Basketball Box Score - Final  
**Pittsburgh at Virginia**  
01/20/24 John Paul Jones Arena, Charlottesville  
Virginia vs Pitt Women's Basketball

Game Time: 7:00 PM  
Game Duration: 1:56  
Attendance: 3,817

Officials: Karen Preato, Brandon Entlerne, Rod Creech

Pittsburgh - 56

Record: 7-13 (1-6)

NO. Name	Min	FG			3P			FT			Rebounds		Fouls		TP	AS	TO	ST	Blocks			+/-
		M/A	M/A	M/A	M/A	M/A	M/A	M/A	M/A	M/A	M/A	M/A	M/A	M/A					M/A	M/A	M/A	
2 Liatu King	F	30:32	6-13	0-0	3-6	4	5	15	4	5	15	4	5	5	0	1	4					
14 Jada Jordan	F	30:26	6-17	2-5	0-0	3	6	9	2	3	18	1	1	1	1	1	7					
3 Jasmine Timmons	G	30:32	1-5	0-2	0-0	3	3	4	0	2	2	4	3	1	0	1	8					
11 Marley Washentz	G	28:48	2-6	1-2	1-2	0	1	1	2	3	6	4	2	1	0	0	7					
20 Aislin Malcolm	G	35:33	4-13	1-6	2-2	0	1	1	0	2	11	3	5	1	1	1	5					
10 Bella Perkins	20:40	2-9	0-4	0-0	0	1	1	1	0	4	1	0	0	0	0	-3						
15 Rapuchili Ayodele	10:42	0-0	0-0	0-0	3	1	4	2	1	0	0	0	0	0	0	-7						
1 Aaryn Battle	03:47	0-0	0-0	0-0	0	1	1	0	0	0	0	0	0	0	0	-3						
55 Raeven Boswell	00:41	0-0	0-0	0-0	0	0	0	0	0	0	0	0	0	0	0	-2						
Team																						
Totals			23-63	4-19	6-10	11	30	41	15	14	56	15	20	11	2	4	4					

Technical Fouls:NONE

Shooting By Period		
1st	FG%	7-17 41.2%
2nd	FG%	1-6 16.7%
3rd	FG%	3-15 20.0%
4th	FG%	1-5 20.0%
FT%	1-2 50%	
1st	FG%	9-18 50.0%
2nd	FG%	2-6 33.3%
3rd	FG%	4-6 66.7%
4th	FG%	4-13 30.8%
FT%	0-2 0.0%	
GM	FG%	23-63 36.5%
FT%	4-19 21.1%	
3PT%	6-10 60.0%	

Dead Ball Rebounds: 1:0

Virginia - 52

Record: 9-10 (1-7)

NO. Name	Min	FG			3P			FT			Rebounds		Fouls		TP	AS	TO	ST	Blocks			+/-
		M/A	M/A	M/A	M/A	M/A	M/A	M/A	M/A	M/A	M/A	M/A	M/A	M/A					M/A	M/A	M/A	
20 Camryn Taylor	F	08:50	1-5	0-1	2-2	1	0	1	0	2	4	0	0	0	1	0	-2					
34 London Clarkson	F	29:21	0-4	0-0	3-4	1	6	7	4	3	2	2	0	1	0	0	-3					
0 Olivia McGhee	G	21:59	2-9	1-4	0-0	2	1	3	0	0	5	1	1	0	0	1	-2					
1 Paris Clark	G	27:41	2-8	1-3	2-4	1	2	3	1	3	7	2	4	3	1	1	4					
21 Kymora Johnson	G	31:49	6-14	3-7	2-2	3	4	7	3	17	4	6	2	1	0	-9						
4 Jillian Brown	14:22	1-2	0-1	0-0	1	3	4	0	2	1	3	1	1	0	0	-2						
12 Edessa Noyan	16:01	1-3	0-1	0-0	0	3	3	1	0	2	0	1	0	0	0	-8						
23 Alexia Smith	07:16	1-3	0-1	2-4	1	7	8	0	3	4	2	1	1	0	0	-2						
33 Sam Brunelle	07:16	1-3	1-2	0-0	0	0	0	1	0	3	0	0	0	0	0	-2						
41 Taylor Lauterbach	05:48	0-0	0-0	0-0	1	1	2	3	0	0	1	1	0	0	0	-2						
14 Kaydan Lawson	12:44	0-4	0-4	0-0	1	5	6	2	0	0	1	1	0	0	0	-3						
32 Gady Pauley	06:23	2-5	1-3	0-0	0	0	0	0	5	0	1	0	0	0	0	-2						
Team																						
Totals			17-60	7-27	11-16	13	32	45	14	15	52	13	22	8	4	2	4					

Technical Fouls:NONE

Shooting By Period		
1st	FG%	4-9 44.4%
2nd	FG%	2-3 66.7%
3rd	FG%	3-4 75%
4th	FG%	5-14 35.7%
FT%	2-7 28.6%	
1st	FG%	3-12 25%
2nd	FG%	2-6 33.3%
3rd	FG%	2-4 50%
4th	FG%	6-21 28.6%
FT%	2-4 50%	
GM	FG%	17-60 28.3%
FT%	7-27 25.9%	
3PT%	11-16 68.8%	

Dead Ball Rebounds: 5:0

Biggest lead	PIT		UVA	
	17 (4 <sup>th</sup> 7:56			



# 2023-24 BOX SCORES



Official Basketball Box Score - Final  
**Virginia at Virginia Tech**  
 02/01/24 Cassell Coliseum, Blacksburg, Va.  
 2023-24 Women's Basketball

Game Time: 6:00 PM  
 Game Duration: 1:43  
 Attendance: 4,955

Officials: Denise Brooks, Meadow Overstreet, Tara Cozse

Virginia - 83		Record: 10-11 (2-8)										Shooting By Period								
NO. Name	Min	FG		3P		FT		Rebounds		Fouls		TP	AS	TO	ST	Blocks	+/-	1st FG%		
		M-A	M-A	M-A	M-A	OR	DR	PF	FD	OR	DR							PF	FD	OR
33 Sam Brunelle	F	20:57	0-5	0-5	0-0	0-4	4	0	0	0	0	0	0	1	0	0	-16	1st FG%	7-19	36.8%
34 London Clarkson	F	20:01	1-2	0-0	1-2	0	1	1	3	1	3	0	1	0	0	1	-4	3PT%	2-6	33.3%
0 Olivia McGhee	G	05:22	0-3	0-1	0-0	0	0	0	0	0	0	0	0	0	0	0	-6	FT%	2-2	100%
1 Paris Clark	G	28:10	6-13	1-3	5-8	0	8	8	2	6	18	0	1	1	0	2	-11	2nd FG%	7-15	46.7%
21 Kymora Johnson	G	35:43	7-20	4-7	4-4	1	2	3	2	3	22	3	3	0	0	4	-15	3PT%	2-4	50.0%
12 Edessa Noyan	G	29:25	3-5	0-0	3-3	2	1	3	2	3	9	0	0	1	0	0	-7	FT%	7-7	100%
4 Jillian Brown	28:15	3-7	0-0	0-0	0	4	4	1	0	6	1	2	0	0	0	1	-7	3rd FG%	2-14	14.3%
23 Alexia Smith	22:30	0-1	0-0	2-4	1	1	2	0	2	2	0	2	0	0	0	0	-8	3PT%	1-5	20.0%
41 Taylor Lauterbach	02:49	0-0	0-0	0-0	0	0	0	0	0	0	0	0	0	0	0	0	3	FT%	0-0	0%
14 Kaydan Lawson	06:48	1-1	1-1	0-0	0	0	1	2	0	3	0	0	0	0	0	1	-2	4th FG%	5-9	55.6%
<b>Totals</b>		21:57	6-17	15-21	8	23	31	12	15	63	6	9	4	1	7	-13		GM FG%	21-57	36.8%

Technical Fouls: NONE

Dead Ball Rebounds: 4, 1

Virginia Tech - 76		Record: 17-4 (8-2)										Shooting By Period								
NO. Name	Min	FG		3P		FT		Rebounds		Fouls		TP	AS	TO	ST	Blocks	+/-	1st FG%		
		M-A	M-A	M-A	M-A	OR	DR	PF	FD	OR	DR							PF	FD	OR
20 Olivia Summil	F	32:19	0-2	0-0	0-0	1	6	7	3	0	0	3	0	0	2	0	11	1st FG%	8-17	47.1%
33 Elizabeth Kitley	C	40:00	15-25	0-0	3-4	6	12	18	1	5	33	0	3	0	3	0	13	3PT%	3-8	37.5%
5 Georgia Amooore	G	40:00	8-19	2-9	2-2	1	1	2	1	2	20	14	2	1	0	1	13	FT%	2-2	100%
11 Mallia Ekh	G	35:56	5-12	3-10	0-0	1	1	2	2	1	13	1	0	2	1	0	17	2nd FG%	11-21	52.4%
22 Cayla King	G	27:25	1-7	1-6	2-2	3	2	5	4	2	5	0	1	0	0	0	16	3PT%	3-9	33.3%
1 Carleigh Wenzel	G	09:24	0-2	0-1	0-0	0	3	3	0	0	1	0	0	0	0	0	-5	FT%	0-0	0%
13 Clara Strack	05:15	0-0	0-0	0-0	2	1	3	0	0	0	0	0	0	0	0	0	0	3rd FG%	8-20	40.0%
10 Canys Baker	09:31	2-5	1-4	0-0	1	2	3	1	1	5	1	0	0	0	0	0	0	3PT%	1-8	12.5%
<b>Totals</b>		31:72	7-30	7-8	17	30	47	15	12	76	20	6	3	7	1	13		FT%	0-0	0%

Technical Fouls: NONE

Dead Ball Rebounds: 1, 0

Biggest lead		Cavs		Hokies		Points from		Cavs/Hokies		Period by Period Scoring								
2 (1st 8:54)		19 (4th 9:13)		6		8		1st		2nd		3rd		4th		TOT		
<b>Best Scoring Run</b>	5 (1st 2:07)		8 (3rd 8:25)		24		28		18		23		5		17		63	
<b>Lead Changes</b>	1		2		10		19		Cavs		18		23		5		17	
<b>Times Tied</b>	1		2		10		19		Hokies		21		25		17		76	
<b>Time with Lead</b>	00:20		38:01		20		5		Bench		20		5					



Official Basketball Box Score - Final  
**Clemson at Virginia**  
 02/04/24 John Paul Jones Arena, Charlottesville  
 Virginia vs Clemson Women's Basketball

Game Time: 4:00 PM  
 Game Duration: 1:57  
 Attendance: 4,959

Officials: Bruce Morris, Ryan Durham, Alexis Perez

Clemson - 75		Record: 11-12 (4-7)										Shooting By Period								
NO. Name	Min	FG		3P		FT		Rebounds		Fouls		TP	AS	TO	ST	Blocks	+/-	1st FG%		
		M-A	M-A	M-A	M-A	OR	DR	PF	FD	OR	DR							PF	FD	OR
3 MaKayla Elmore	F	30:17	2-4	0-0	0-0	2	4	6	3	2	4	1	2	2	2	0	7	1st FG%	6-12	50.0%
5 Amani Robinson	F	37:51	7-13	1-3	4-4	4	4	8	2	3	19	2	5	0	0	3	4	3PT%	0-5	0.0%
0 Maekenzie Kramer	G	31:21	4-8	3-6	2-4	0	0	0	2	2	13	1	0	1	0	0	18	FT%	7-13	53.8%
1 Dayshante Harris	G	34:28	6-13	0-3	11-16	3	5	8	2	15	23	9	4	2	1	0	7	3PT%	2-5	40.0%
22 Ruby Whitehorn	G	33:10	4-10	0-1	1-2	3	6	9	3	2	9	2	2	2	0	0	7	FT%	2-4	50%
21 Eno Inyang	10:18	0-0	0-0	0-0	0	1	1	2	0	0	0	0	0	0	1	0	-3	3rd FG%	6-14	42.9%
30 Madi Ott	14:18	1-3	1-2	0-0	1	1	0	0	3	0	0	0	0	0	0	0	-2	3PT%	2-4	50.0%
34 Amani Freeman	02:39	0-1	0-0	1-2	0	0	0	1	1	1	0	0	0	0	0	0	-3	FT%	7-8	87.5%
2 Nya Valentine	05:37	1-1	1-1	0-0	0	1	1	0	0	3	0	0	0	0	0	0	-5	4th FG%	6-14	42.9%
<b>Totals</b>		25:53	6-16	19-28	15	26	41	13	25	75	15	14	7	4	6	6		GM FG%	25-53	50.0%

Technical Fouls: NONE

Dead Ball Rebounds: 4, 0

Virginia - 69		Record: 10-12 (2-9)										Shooting By Period								
NO. Name	Min	FG		3P		FT		Rebounds		Fouls		TP	AS	TO	ST	Blocks	+/-	1st FG%		
		M-A	M-A	M-A	M-A	OR	DR	PF	FD	OR	DR							PF	FD	OR
33 Sam Brunelle	F	37:24	9-15	6-11	0-0	1	2	3	1	1	24	4	1	1	4	0	-6	1st FG%	6-19	31.6%
34 London Clarkson	F	14:30	1-4	0-0	0-0	0	2	2	3	1	2	0	0	0	0	0	-18	3PT%	2-8	25.0%
1 Paris Clark	G	29:55	2-8	0-1	0-4	3	4	7	3	3	4	4	1	1	2	2	-3	FT%	0-2	0%
4 Jillian Brown	G	12:34	0-1	0-1	0-0	0	1	1	3	0	0	1	1	0	0	0	-12	2nd FG%	5-13	38.5%
21 Kymora Johnson	G	37:22	10-20	1-5	3-3	2	3	5	3	4	24	6	4	1	0	0	6	3PT%	2-4	50.0%
12 Edessa Noyan	28:05	2-3	0-0	2-2	2	4	5	2	6	2	1	0	1	0	0	0	12	FT%	1-1	100%
23 Alexia Smith	08:32	0-2	0-1	0-0	0	2	2	3	0	0	2	1	0	0	0	0	-9	3rd FG%	7-15	46.7%
32 Cady Pauley	12:39	2-6	2-5	0-0	1	0	1	1	1	6	0	0	0	0	0	0	-1	3PT%	2-5	40.0%
0 Olivia McGhee	09:23	0-1	0-1	0-0	1	0	1	1	0	1	0	0	0	0	0	0	3	FT%	1-3	33.3%
14 Kaydan Lawson	09:36	1-2	1-1	0-0	1	1	2	0	3	0	0	0	0	0	0	0	0	4th FG%	9-15	60.0%
<b>Totals</b>		27:62	10-26	5-9	12	18	30	25	13	69	22	12	4	6	4	-6		GM FG%	27-62	43.5%

Technical Fouls: NONE

Dead Ball Rebounds: 1, 0

Biggest lead		CLM		UVA		Points from		CLM/UVA		Period by Period Scoring										
10 (3rd 7:16)		3 (11th 8:58)		13		17		28		24		15		18		21		75		
<b>Best Scoring Run</b>	7 (2nd 7:33)		11 (4th 7:13)		18		18		CLM		15		18		21		75			
<b>Lead Changes</b>	7		7		18		18		UVA		14		13		17		25		69	
<b>Times Tied</b>	3		3		12		13		Bench		7		15							
<b>Time with Lead</b>	29:14		08:52		20		5													



Official Basketball Box Score - Final  
**Virginia at Boston College**  
 02/08/24 Conte Forum, Boston  
 2023-24 Women's Basketball

Game Time: 6:00 PM  
 Game Duration: 1:27  
 Attendance: 756

Officials: Eric Brewton, Kevin Sparrock, Whitney Armstrong

Virginia - 73		Record: 11-12 (3-9)										Shooting By Period								
NO. Name	Min	FG		3P		FT		Rebounds		Fouls		TP	AS	TO	ST	Blocks	+/-	1st FG%		
		M-A	M-A	M-A	M-A	OR	DR	PF	FD	OR	DR							PF	FD	OR
12 Edessa Noyan	F	32:23	6-8	0-0	1-3	3	6	9	4	3	13	0	3	2	2	1	9	1st FG%	6-10	60.0%
33 Sam Brunelle	F	24:07	3-6	2-5	2-2	2	6	8	3	1	10	3	2	0	1	0	4	3PT%	0-3	0.0%
1 Paris Clark	G	31:05	6-11	0-1	2-2	1	2	3	4	1	14	1	5	2	0	0	12	FT%	4-4	100%
4 Jillian Brown	G	17:40	0-3	0-0	0-0	2	3	5	3	1	0	1	3	0						

# 2023-24 COMBINED STATS



## 2023-24 Virginia Women's Basketball Combined Team Statistics All games

Page 1/1  
as of Feb 09, 2024

### Game Records

Record	Overall	Home	Away	Neutral
ALL GAMES	11-12	7-7	3-4	1-1
CONFERENCE	3-9	1-5	2-4	0-0
NON-CONFERENCE	8-3	6-2	1-0	1-1

### Score by Periods

Team	1st	2nd	3rd	4th	OT	TOT
Virginia	365	411	425	465	12	1678
Opponents	414	370	402	390	6	1582

### Team Box Score

No.	Player				Total		3-Point		F-Throw		Rebounds											
		GP-GS	MIN	AVG	FG-FGA	FG%	3FG-3FGA	3FG%	FT-FTA	FT%	OFF	DEF	TOT	AVG	PF	DQ	A	TO	BLK	STL	PTS	AVG
21	JOHNSON, Kymora	23-23	681:49	29.6	128-309	.414	39-131	.298	45-55	.818	21	83	104	4.5	47	0	120	64	7	36	340	14.8
20	TAYLOR, Camryn	19-18	454:32	23.9	95-210	.452	8-16	.500	70-80	.875	56	63	119	6.3	66	4	9	33	19	13	268	14.1
1	CLARK, Paris	20-17	458:52	22.9	71-175	.406	13-37	.351	36-48	.750	32	54	86	4.3	50	0	31	49	9	29	191	9.6
34	CLARKSON, London	20-14	443:29	22.2	44-94	.468	0-0	.000	52-73	.712	38	49	87	4.4	65	2	14	25	14	17	140	7.0
33	BRUNELLE, Sam	21-12	405:00	19.3	47-128	.367	32-88	.364	12-15	.800	17	49	66	3.1	30	0	14	20	16	10	138	6.6
0	MCGHEE, Olivia	23-6	353:01	15.3	53-138	.384	20-65	.308	19-22	.864	15	34	49	2.1	24	0	8	24	5	14	145	6.3
4	BROWN, Jillian	21-8	403:36	19.2	39-121	.322	5-31	.161	33-39	.846	34	81	115	5.5	38	0	37	30	10	14	116	5.5
5	VAUGHN, Yonta	16-0	314:59	19.7	32-96	.333	13-44	.295	5-9	.556	2	36	38	2.4	15	0	59	25	1	10	82	5.1
23	SMITH, Alexia	23-15	408:53	17.8	32-95	.337	3-17	.176	20-33	.606	23	74	97	4.2	18	0	45	25	3	18	87	3.8
12	NOYAN, Edessa	19-2	263:51	13.9	24-47	.511	3-7	.429	12-16	.750	18	41	59	3.1	38	3	7	17	12	8	63	3.3
32	PAULEY, Cady	16-0	121:28	7.6	15-54	.278	9-43	.209	5-6	.833	4	6	10	0.6	10	0	5	7	2	2	44	2.8
14	LAWSON, Kaydan	19-0	201:29	10.6	14-42	.333	7-27	.259	10-14	.714	14	32	46	2.4	28	0	8	13	4	10	45	2.4
41	LAUTERBACH, Taylor	17-0	113:59	6.7	5-22	.227	2-7	.286	7-10	.700	10	24	34	2.0	20	0	2	11	7	2	19	1.1
Team											50	44	94					5				
<b>Total</b>		<b>23</b>	<b>4625</b>		<b>599-1531</b>	<b>.391</b>	<b>154-513</b>	<b>.300</b>	<b>326-420</b>	<b>.776</b>	<b>334</b>	<b>670</b>	<b>1004</b>	<b>43.7</b>	<b>449</b>	<b>9</b>	<b>359</b>	<b>348</b>	<b>109</b>	<b>183</b>	<b>1678</b>	<b>73.0</b>
<b>Opponents</b>		<b>23</b>	<b>4625</b>		<b>558-1437</b>	<b>.388</b>	<b>144-492</b>	<b>.293</b>	<b>322-452</b>	<b>.712</b>	<b>260</b>	<b>632</b>	<b>892</b>	<b>38.8</b>	<b>390</b>	<b>6</b>	<b>337</b>	<b>351</b>	<b>91</b>	<b>176</b>	<b>1582</b>	<b>68.8</b>

### Team Statistics

	UVA	OPP
<b>Scoring</b>	<b>1678</b>	<b>1582</b>
Points per game	73.0	68.8
Scoring margin	+4.2	-
<b>Field goals-att</b>	<b>599-1531</b>	<b>558-1437</b>
Field goal pct	.391	.388
<b>3 point fg-att</b>	<b>154-513</b>	<b>144-492</b>
3-point FG pct	.300	.293
3-pt FG made per game	6.7	6.3
<b>Free throws-att</b>	<b>326-420</b>	<b>322-452</b>
Free throw pct	.776	.712
F-Throws made per game	14.2	14.0
<b>Rebounds</b>	<b>1004</b>	<b>892</b>
Rebounds per game	43.7	38.8
Rebounding margin	+4.9	-
<b>Assists</b>	<b>359</b>	<b>337</b>
Assists per game	15.6	14.7
<b>Turnovers</b>	<b>348</b>	<b>351</b>
Turnovers per game	15.1	15.3
Turnover margin	+0.1	-
Assist/turnover ratio	1.0	1.0
<b>Steals</b>	<b>183</b>	<b>176</b>
Steals per game	8.0	7.7
<b>Blocks</b>	<b>109</b>	<b>91</b>
Blocks per game	4.7	4.0
<b>Winning streak</b>	<b>1</b>	<b>-</b>
Home win streak	0	-
<b>Attendance</b>	<b>59288</b>	<b>23465</b>
Home games-Avg/Game	14-4235	7-3352
Neutral site-Avg/Game	-	2-975

### Team Results

Date	Opponent		Score	Att.
11/08/2023	UMES	W	76-52	3797
11/12/2023	Campbell	W	74-49	3965
11/15/2023	William & Mary	W	80-51	3588
11/19/2023	Oklahoma	L	67-82	4198
11/24/2023	vs Tulane	W	81-59	300
11/25/2023	vs LSU	L	73-76	1650
11/30/2023	Missouri	Wot	87-81	3701
12/03/2023	at La Salle	W	94-73	387
12/06/2023	Rider	W	78-51	3676
12/16/2023	Wofford	L	70-71	3955
12/21/2023	Fordham	W	82-56	4208
12/31/2023	NC State	L	61-72	4541
01/04/2024	at Georgia Tech	L	60-63	1237
01/07/2024	Duke	L	56-60	5041
01/11/2024	at NC State	L	66-93	5500
01/14/2024	at North Carolina	L	68-81	4579
01/18/2024	Notre Dame	L	76-86	4152
01/21/2024	at Florida St.	W	91-87	2081
01/25/2024	Pittsburgh	L	52-56	3817
01/28/2024	North Carolina	W	81-66	5690
02/01/2024	at Virginia Tech	L	63-76	8925
02/04/2024	Clemson	L	69-75	4959
02/08/2024	at Boston College	W	73-66	756

# 2023-24 TEAM STATS



## 2023-24 Virginia Women's Basketball Overall Team Statistics All games

Page 1/1  
as of Feb 09, 2024

### Team Statistics

	UVA	OPP
<b>Scoring</b>	<b>1678</b>	<b>1582</b>
Points per game	73.0	68.8
Scoring margin	+4.2	-
<b>Field goals-att</b>	<b>599-1531</b>	<b>558-1437</b>
Field goal pct	.391	.388
<b>3 point fg-att</b>	<b>154-513</b>	<b>144-492</b>
3-point FG pct	.300	.293
3-pt FG made per game	6.7	6.3
<b>Free throws-att</b>	<b>326-420</b>	<b>322-452</b>
Free throw pct	.776	.712
F-Throws made per game	14.2	14.0
<b>Rebounds</b>	<b>1004</b>	<b>892</b>
Rebounds per game	43.7	38.8
Rebounding margin	+4.9	-
<b>Assists</b>	<b>359</b>	<b>337</b>
Assists per game	15.6	14.7
<b>Turnovers</b>	<b>348</b>	<b>351</b>
Turnovers per game	15.1	15.3
Turnover margin	+0.1	-
Assist/turnover ratio	1.0	1.0
<b>Steals</b>	<b>183</b>	<b>176</b>
Steals per game	8.0	7.7
<b>Blocks</b>	<b>109</b>	<b>91</b>
Blocks per game	4.7	4.0
<b>Winning streak</b>	<b>1</b>	<b>-</b>
Home win streak	0	-
<b>Attendance</b>	<b>59288</b>	<b>23465</b>
Home games-Avg/Game	14-4235	7-3352
Neutral site-Avg/Game	-	2-975

### Score by Periods

Team	1st	2nd	3rd	4th	OT	TOT
Virginia	365	411	425	465	12	1678
Opponents	414	370	402	390	6	1582

# 2023-24 ACC-ONLY STATS



## 2023-24 Virginia Women's Basketball Combined Team Statistics In Conference games

Page 1/1  
as of Feb 10, 2024

### Game Records

Record	Overall	Home	Away	Neutral
ALL GAMES	3-9	1-5	2-4	0-0
CONFERENCE	3-9	1-5	2-4	0-0
NON-CONFERENCE	0-0	0-0	0-0	0-0

### Score by Periods

Team	1st	2nd	3rd	4th	OT	TOT
Virginia	180	205	192	239	0	816
Opponents	238	199	248	196	0	881

### Team Box Score

No.	Player	Total			3-Point			F-Throw		Rebounds				Other				PTS	AVG			
		GP-GS	MIN	AVG	FG-FGA	FG%	3FG-3FGA	3FG%	FT-FTA	FT%	OFF	DEF	TOT	AVG	PF	DQ	A			TO	BLK	STL
21	JOHNSON, Kymora	12-12	389:44	32.5	75-184	.408	23-72	.319	34-38	.895	15	51	66	5.5	28	0	60	41	2	17	207	17.3
20	TAYLOR, Camryn	8-8	179:23	22.4	41-91	.451	8-13	.615	22-27	.815	17	31	48	6.0	32	4	1	13	6	3	112	14.0
1	CLARK, Paris	12-11	303:60	25.3	39-104	.375	7-17	.412	25-37	.676	20	36	56	4.7	35	0	21	36	6	21	110	9.2
33	BRUNELLE, Sam	12-6	233:09	19.4	23-64	.359	15-45	.333	9-10	.900	7	28	35	2.9	21	0	9	13	10	5	70	5.8
0	MCGHEE, Olivia	12-5	185:50	15.5	25-64	.391	10-29	.345	9-11	.818	7	15	22	1.8	15	0	5	13	2	6	69	5.8
34	CLARKSON, London	11-9	230:27	20.9	20-49	.408	0-0	.000	20-35	.571	13	31	44	4.0	41	2	5	17	8	5	60	5.5
5	VAUGHN, Yonta	7-0	131:36	18.8	14-48	.292	4-19	.211	5-6	.833	0	13	13	1.9	8	0	21	12	0	4	37	5.3
12	NOYAN, Edessa	10-1	176:25	17.6	17-28	.607	1-4	.250	10-12	.833	8	20	28	2.8	26	3	4	8	8	4	45	4.5
4	BROWN, Jillian	10-3	187:52	18.8	13-40	.325	3-8	.375	7-8	.875	13	29	42	4.2	21	0	13	14	4	3	36	3.6
23	SMITH, Alexia	12-5	163:08	13.6	6-32	.188	0-4	.000	13-22	.591	7	36	43	3.6	11	0	28	13	1	3	25	2.1
32	PAULEY, Cady	7-0	44:06	6.3	5-16	.313	4-13	.308	0-0	.000	1	0	1	0.1	3	0	0	3	1	0	14	2.0
14	LAWSON, Kaydan	12-0	113:27	9.5	4-17	.235	2-12	.167	9-10	.900	7	15	22	1.8	17	0	2	7	4	6	19	1.6
41	LAUTERBACH, Taylor	10-0	60:55	6.1	3-13	.231	2-4	.500	4-6	.667	5	10	15	1.5	10	0	1	4	4	0	12	1.2
Team											23	23	46				2					
<b>Total</b>		<b>12</b>	<b>2400</b>		<b>285-750</b>	<b>.380</b>	<b>79-240</b>	<b>.329</b>	<b>167-222</b>	<b>.752</b>	<b>143</b>	<b>338</b>	<b>481</b>	<b>40.1</b>	<b>268</b>	<b>9</b>	<b>170</b>	<b>196</b>	<b>56</b>	<b>77</b>	<b>816</b>	<b>68.0</b>
<b>Opponents</b>		<b>12</b>	<b>2400</b>		<b>304-752</b>	<b>.404</b>	<b>63-228</b>	<b>.276</b>	<b>210-292</b>	<b>.719</b>	<b>138</b>	<b>342</b>	<b>480</b>	<b>40.0</b>	<b>205</b>	<b>3</b>	<b>185</b>	<b>151</b>	<b>54</b>	<b>99</b>	<b>881</b>	<b>73.4</b>

### Team Statistics

	UVA	OPP
<b>Scoring</b>	<b>816</b>	<b>881</b>
Points per game	68.0	73.4
Scoring margin	-5.4	-
<b>Field goals-att</b>	<b>285-750</b>	<b>304-752</b>
Field goal pct	.380	.404
<b>3 point fg-att</b>	<b>79-240</b>	<b>63-228</b>
3-point FG pct	.329	.276
3-pt FG made per game	6.6	5.3
<b>Free throws-att</b>	<b>167-222</b>	<b>210-292</b>
Free throw pct	.752	.719
F-Throws made per game	13.9	17.5
<b>Rebounds</b>	<b>481</b>	<b>480</b>
Rebounds per game	40.1	40.0
Rebounding margin	+0.1	-
<b>Assists</b>	<b>170</b>	<b>185</b>
Assists per game	14.2	15.4
<b>Turnovers</b>	<b>196</b>	<b>151</b>
Turnovers per game	16.3	12.6
Turnover margin	-3.8	-
Assist/turnover ratio	0.9	1.2
<b>Steals</b>	<b>77</b>	<b>99</b>
Steals per game	6.4	8.3
<b>Blocks</b>	<b>56</b>	<b>54</b>
Blocks per game	4.7	4.5
<b>Winning streak</b>	<b>1</b>	<b>-</b>
Home win streak	0	-
<b>Attendance</b>	<b>28200</b>	<b>23078</b>
Home games-Avg/Game	6-4700	6-3846
Neutral site-Avg/Game	-	0-0

### Team Results

Date	Opponent	Score	Att.
12/31/2023	NC State	L 61-72	4541
01/04/2024	at Georgia Tech	L 60-63	1237
01/07/2024	Duke	L 56-60	5041
01/11/2024	at NC State	L 66-93	5500
01/14/2024	at North Carolina	L 68-81	4579
01/18/2024	Notre Dame	L 76-86	4152
01/21/2024	at Florida St.	W 91-87	2081
01/25/2024	Pittsburgh	L 52-56	3817
01/28/2024	North Carolina	W 81-66	5690
02/01/2024	at Virginia Tech	L 63-76	8925
02/04/2024	Clemson	L 69-75	4959
02/08/2024	at Boston College	W 73-66	756

# 2023-24 CATEGORY LEADERS



## 2023-24 Virginia Women's Basketball Category Leaders All games

Page 1/3  
as of Feb 09, 2024

### Points

##	Player	G	Pts	Pts/G
21	Johnson, Kymora	23	340	14.8
20	Taylor, Camryn	19	268	14.1
1	Clark, Paris	20	191	9.6
0	McGhee, Olivia	23	145	6.3
34	Clarkson, London	20	140	7.0
33	Brunelle, Sam	21	138	6.6
4	Brown, Jillian	21	116	5.5
23	Smith, Alexia	23	87	3.8
5	Vaughn, Yonta	16	82	5.1
12	Noyan, Edessa	19	63	3.3
14	Lawson, Kaydan	19	45	2.4
32	Pauley, Cady	16	44	2.8
41	Lauterbach, Taylor	17	19	1.1

### Scoring Average

##	Player	G	Pts	Pts/G
21	Johnson, Kymora	23	340	14.8
20	Taylor, Camryn	19	268	14.1
1	Clark, Paris	20	191	9.6
34	Clarkson, London	20	140	7.0
33	Brunelle, Sam	21	138	6.6
0	McGhee, Olivia	23	145	6.3
4	Brown, Jillian	21	116	5.5
5	Vaughn, Yonta	16	82	5.1
23	Smith, Alexia	23	87	3.8
12	Noyan, Edessa	19	63	3.3
32	Pauley, Cady	16	44	2.8
14	Lawson, Kaydan	19	45	2.4
41	Lauterbach, Taylor	17	19	1.1

### Field Goal Percentage

##	Player	FG	Att	Pct
12	Noyan, Edessa	24	47	.511
34	Clarkson, London	44	94	.468
20	Taylor, Camryn	95	210	.452
21	Johnson, Kymora	128	309	.414
1	Clark, Paris	71	175	.406
0	McGhee, Olivia	53	138	.384
33	Brunelle, Sam	47	128	.367
23	Smith, Alexia	32	95	.337
5	Vaughn, Yonta	32	96	.333
14	Lawson, Kaydan	14	42	.333
4	Brown, Jillian	39	121	.322
32	Pauley, Cady	15	54	.278
41	Lauterbach, Taylor	5	22	.227

### Field Goal Attempts

##	Player	G	Att	Att/G
21	Johnson, Kymora	23	309	13.4
20	Taylor, Camryn	19	210	11.1
1	Clark, Paris	20	175	8.8
0	McGhee, Olivia	23	138	6.0
33	Brunelle, Sam	21	128	6.1

### Field Goals Made

##	Player	G	Made	Made/G
21	Johnson, Kymora	23	128	5.6
20	Taylor, Camryn	19	95	5.0
1	Clark, Paris	20	71	3.6
0	McGhee, Olivia	23	53	2.3
33	Brunelle, Sam	21	47	2.2



# 2023-24 CATEGORY LEADERS



## 2023-24 Virginia Women's Basketball Category Leaders All games

Page 2/3  
as of Feb 09, 2024

### 3-Point FG Percentage

##	Player	3FG	Att	Pct
20	Taylor, Camryn	8	16	.500
12	Noyan, Edessa	3	7	.429
33	Brunelle, Sam	32	88	.364
1	Clark, Paris	13	37	.351
0	McGhee, Olivia	20	65	.308
21	Johnson, Kymora	39	131	.298
5	Vaughn, Yonta	13	44	.295
41	Lauterbach, Taylor	2	7	.286
14	Lawson, Kaydan	7	27	.259
32	Pauley, Cady	9	43	.209
23	Smith, Alexia	3	17	.176
4	Brown, Jillian	5	31	.161

### 3-Point FG Attempts

##	Player	G	Att	Att/G
21	Johnson, Kymora	23	131	5.7
33	Brunelle, Sam	21	88	4.2
0	McGhee, Olivia	23	65	2.8
5	Vaughn, Yonta	16	44	2.8
32	Pauley, Cady	16	43	2.7

### 3-Point FG Made

##	Player	G	Made	Made/G
21	Johnson, Kymora	23	39	1.7
33	Brunelle, Sam	21	32	1.5
0	McGhee, Olivia	23	20	0.9
1	Clark, Paris	20	13	0.7
5	Vaughn, Yonta	16	13	0.8

### Free Throw Percentage

##	Player	Made	Att	Pct
20	Taylor, Camryn	70	80	.875
0	McGhee, Olivia	19	22	.864
4	Brown, Jillian	33	39	.846
32	Pauley, Cady	5	6	.833
21	Johnson, Kymora	45	55	.818
33	Brunelle, Sam	12	15	.800
1	Clark, Paris	36	48	.750
12	Noyan, Edessa	12	16	.750
14	Lawson, Kaydan	10	14	.714
34	Clarkson, London	52	73	.712
41	Lauterbach, Taylor	7	10	.700
23	Smith, Alexia	20	33	.606
5	Vaughn, Yonta	5	9	.556

### Free Throw Attempts

##	Player	G	Att	Att/G
20	Taylor, Camryn	19	80	4.2
34	Clarkson, London	20	73	3.7
21	Johnson, Kymora	23	55	2.4
1	Clark, Paris	20	48	2.4
4	Brown, Jillian	21	39	1.9

### Free Throws Made

##	Player	G	Made	Made/G
20	Taylor, Camryn	19	70	3.7
34	Clarkson, London	20	52	2.6
21	Johnson, Kymora	23	45	2.0
1	Clark, Paris	20	36	1.8
4	Brown, Jillian	21	33	1.6

### Rebounds

##	Player	G	Reb	Reb/G
20	Taylor, Camryn	19	119	6.3
4	Brown, Jillian	21	115	5.5
21	Johnson, Kymora	23	104	4.5
23	Smith, Alexia	23	97	4.2
34	Clarkson, London	20	87	4.4

### Assists

##	Player	G	Ast	Ast/G
21	Johnson, Kymora	23	120	5.2
5	Vaughn, Yonta	16	59	3.7
23	Smith, Alexia	23	45	2.0
4	Brown, Jillian	21	37	1.8
1	Clark, Paris	20	31	1.6

### Rebounds Average

##	Player	G	Reb	Reb/G
20	Taylor, Camryn	19	119	6.3
4	Brown, Jillian	21	115	5.5
21	Johnson, Kymora	23	104	4.5
34	Clarkson, London	20	87	4.4
1	Clark, Paris	20	86	4.3

### Steals

##	Player	G	Stl	Stl/G
21	Johnson, Kymora	23	36	1.6
1	Clark, Paris	20	29	1.5
23	Smith, Alexia	23	18	0.8
34	Clarkson, London	20	17	0.9
0	McGhee, Olivia	23	14	0.6

# 2023-24 CATEGORY LEADERS



## 2023-24 Virginia Women's Basketball Category Leaders All games

Page 3/3  
as of Feb 09, 2024

### Offensive Rebounds

##	Player	G	OReb	OReb/G
20	Taylor, Camryn	19	56	2.9
34	Clarkson, London	20	38	1.9
4	Brown, Jillian	21	34	1.6
1	Clark, Paris	20	32	1.6
23	Smith, Alexia	23	23	1.0

### Blocked Shots

##	Player	G	Blk	Blk/G
20	Taylor, Camryn	19	19	1.0
33	Brunelle, Sam	21	16	0.8
34	Clarkson, London	20	14	0.7
12	Noyan, Edessa	19	12	0.6
4	Brown, Jillian	21	10	0.5

### Defensive Rebounds

##	Player	G	DReb	DReb/G
21	Johnson, Kymora	23	83	3.6
4	Brown, Jillian	21	81	3.9
23	Smith, Alexia	23	74	3.2
20	Taylor, Camryn	19	63	3.3
1	Clark, Paris	20	54	2.7

### Minutes

##	Player	G	Min	Min/G
21	Johnson, Kymora	23	682	29:39
1	Clark, Paris	20	459	22:57
20	Taylor, Camryn	19	455	23:55
34	Clarkson, London	20	443	22:10
23	Smith, Alexia	23	409	17:47

### Fouls

##	Player	G	PF	PF/G
20	Taylor, Camryn	19	66	3.5
34	Clarkson, London	20	65	3.3
1	Clark, Paris	20	50	2.5
21	Johnson, Kymora	23	47	2.0
4	Brown, Jillian	21	38	1.8

### Turnovers

##	Player	G	TO	TO/G
21	Johnson, Kymora	23	64	2.8
1	Clark, Paris	20	49	2.5
20	Taylor, Camryn	19	33	1.7
4	Brown, Jillian	21	30	1.4
34	Clarkson, London	20	25	1.3

### Foul Outs

##	Player	G	FO
20	Taylor, Camryn	19	4
12	Noyan, Edessa	19	3
34	Clarkson, London	20	2

# 2023-24 RESULTS/LEADERS



## 2023-24 Virginia Women's Basketball Season Schedule/Results & Leaders All games

Page 1/1  
as of Feb 09, 2024

### Game Records

Record	Overall	Home	Away	Neutral
ALL GAMES	11-12	7-7	3-4	1-1
CONFERENCE	3-9	1-5	2-4	0-0
NON-CONFERENCE	8-3	6-2	1-0	1-1

### Team Results

Date	Opponent		Score	Att.	High Points	High Rebounds
11/08/2023	UMES	W	76-52	3797	(22) TAYLOR, Camryn	(13) BROWN, Jillian
11/12/2023	Campbell	W	74-49	3965	(16) TAYLOR, Camryn	(8) NOYAN, Edessa
11/15/2023	William & Mary	W	80-51	3588	(17) BROWN, Jillian	(7) TAYLOR, Camryn
						(7) BROWN, Jillian
11/19/2023	Oklahoma	L	67-82	4198	(17) TAYLOR, Camryn	(9) BROWN, Jillian
11/24/2023	vs Tulane	W	81-59	300	(14) VAUGHN, Yonta	(6) MCGHEE, Olivia
11/25/2023	vs LSU	L	73-76	1650	(19) CLARK, Paris	(7) BROWN, Jillian
						(7) CLARK, Paris
11/30/2023	Missouri	Wot	87-81	3701	(26) TAYLOR, Camryn	(13) SMITH, Alexia
12/03/2023	at La Salle	W	94-73	387	(17) JOHNSON, Kymora	(8) BROWN, Jillian
12/06/2023	Rider	W	78-51	3676	(18) TAYLOR, Camryn	(13) TAYLOR, Camryn
12/16/2023	Wofford	L	70-71	3955	(14) CLARK, Paris	(9) CLARKSON, London
						(14) MCGHEE, Olivia
12/21/2023	Fordham	W	82-56	4208	(26) JOHNSON, Kymora	(8) TAYLOR, Camryn
12/31/2023	NC State	L	61-72	4541	(17) TAYLOR, Camryn	(15) TAYLOR, Camryn
01/04/2024	at Georgia Tech	L	60-63	1237	(19) TAYLOR, Camryn	(12) CLARK, Paris
01/07/2024	Duke	L	56-60	5041	(17) TAYLOR, Camryn	(8) JOHNSON, Kymora
01/11/2024	at NC State	L	66-93	5500	(22) TAYLOR, Camryn	(9) SMITH, Alexia
01/14/2024	at North Carolina	L	68-81	4579	(16) TAYLOR, Camryn	(7) TAYLOR, Camryn
						(7) CLARKSON, London
01/18/2024	Notre Dame	L	76-86	4152	(16) CLARK, Paris	(8) JOHNSON, Kymora
						(16) JOHNSON, Kymora
01/21/2024	at Florida St.	W	91-87	2081	(35) JOHNSON, Kymora	(10) TAYLOR, Camryn
01/25/2024	Pittsburgh	L	52-56	3817	(17) JOHNSON, Kymora	(8) SMITH, Alexia
01/28/2024	North Carolina	W	81-66	5690	(25) JOHNSON, Kymora	(7) BRUNELLE, Sam
02/01/2024	at Virginia Tech	L	63-76	8925	(22) JOHNSON, Kymora	(8) CLARK, Paris
02/04/2024	Clemson	L	69-75	4959	(24) BRUNELLE, Sam	(7) CLARK, Paris
						(24) JOHNSON, Kymora
02/08/2024	at Boston College	W	73-66	756	(16) VAUGHN, Yonta	(9) NOYAN, Edessa

### Attendance Summary

	Games	Attend	Avg/Game
Home	14	59288	4235
Away	7	23465	3352
Neutral	2	1950	975
<b>Total</b>	<b>23</b>	<b>84703</b>	<b>3683</b>

# 2023-24 VIRGINIA GAME HIGHS



## 2023-24 Virginia Women's Basketball Team High/Low Analysis All games

Page 1/4  
as of Feb 09, 2024

### Virginia - Game Highs

<b>POINTS</b>	94		at La Salle (12/03/2023)
	91		at Florida St. (01/21/2024)
	87		Missouri (11/30/2023)
	82		Fordham (12/21/2023)
	81		North Carolina (01/28/2024)
	81		vs Tulane (N) (11/24/2023)
<b>FIELD GOALS MADE</b>	36		at Florida St. (01/21/2024)
	33		at La Salle (12/03/2023)
<b>FIELD GOAL ATTEMPTS</b>	83		Oklahoma (11/19/2023)
	82		at NC State (01/11/2024)
<b>FIELD GOAL PERCENTAGE</b>	.537	(36-67)	at Florida St. (01/21/2024)
	.534	(31-58)	Fordham (12/21/2023)
<b>3 PT FG MADE</b>	15		vs Tulane (N) (11/24/2023)
	12		Fordham (12/21/2023)
<b>3 PT FG ATTEMPTS</b>	35		vs Tulane (N) (11/24/2023)
	31		vs LSU (N) (11/25/2023)
	31		UMES (11/08/2023)
<b>3 PT FG PERCENTAGE</b>	.579	(11-19)	North Carolina (01/28/2024)
	.545	(12-22)	Fordham (12/21/2023)
<b>FREE THROWS MADE</b>	23		at La Salle (12/03/2023)
	22		North Carolina (01/28/2024)
	22		Duke (01/07/2024)
<b>FREE THROW ATTEMPTS</b>	28		North Carolina (01/28/2024)
	26		Duke (01/07/2024)
<b>FREE THROW PERCENTAGE</b>	.944	(17-18)	Notre Dame (01/18/2024)
	.920	(23-25)	at La Salle (12/03/2023)
<b>REBOUNDS</b>	60		Rider (12/06/2023)
	60		UMES (11/08/2023)
<b>ASSISTS</b>	22		Clemson (02/04/2024)
	22		at La Salle (12/03/2023)
<b>STEALS</b>	14		Oklahoma (11/19/2023)
	13		vs Tulane (N) (11/24/2023)
<b>BLOCKED SHOTS</b>	8		at Georgia Tech (01/04/2024)
	8		NC State (12/31/2023)
	8		William & Mary (11/15/2023)
	8		UMES (11/08/2023)
<b>TURNOVERS</b>	24		at Boston College (02/08/2024)
	23		Notre Dame (01/18/2024)
<b>FOULS</b>	35		Notre Dame (01/18/2024)
	25		Clemson (02/04/2024)
	25		at North Carolina (01/14/2024)
	25		Duke (01/07/2024)

# 2023-24 OPPONENT GAME HIGHS



## 2023-24 Virginia Women's Basketball Team High/Low Analysis All games

Page 2/4  
as of Feb 09, 2024

### Opponent - Game Highs

<b>POINTS</b>	93		at NC State (01/11/2024)
	87		at Florida St. (01/21/2024)
	86		Notre Dame (01/18/2024)
	82		Oklahoma (11/19/2023)
	81		at North Carolina (01/14/2024)
	81		Missouri (11/30/2023)
<b>FIELD GOALS MADE</b>	32		at NC State (01/11/2024)
	31		at Virginia Tech (02/01/2024)
<b>FIELD GOAL ATTEMPTS</b>	76		at Florida St. (01/21/2024)
	72		at Virginia Tech (02/01/2024)
<b>FIELD GOAL PERCENTAGE</b>	.485	(32-66)	at NC State (01/11/2024)
	.484	(30-62)	Oklahoma (11/19/2023)
<b>3 PT FG MADE</b>	13		Oklahoma (11/19/2023)
	11		Fordham (12/21/2023)
	11		Wofford (12/16/2023)
<b>3 PT FG ATTEMPTS</b>	34		at La Salle (12/03/2023)
	30		at Virginia Tech (02/01/2024)
	30		Fordham (12/21/2023)
	30		Oklahoma (11/19/2023)
<b>3 PT FG PERCENTAGE</b>	.435	(10-23)	at NC State (01/11/2024)
	.433	(13-30)	Oklahoma (11/19/2023)
<b>FREE THROWS MADE</b>	33		Notre Dame (01/18/2024)
	22		at Boston College (02/08/2024)
	22		at Florida St. (01/21/2024)
<b>FREE THROW ATTEMPTS</b>	44		Notre Dame (01/18/2024)
	33		at Georgia Tech (01/04/2024)
<b>FREE THROW PERCENTAGE</b>	.895	(17-19)	NC State (12/31/2023)
	.875	(7-8)	at Virginia Tech (02/01/2024)
<b>REBOUNDS</b>	56		NC State (12/31/2023)
	49		Oklahoma (11/19/2023)
<b>ASSISTS</b>	22		Oklahoma (11/19/2023)
	20		at Virginia Tech (02/01/2024)
	20		at North Carolina (01/14/2024)
<b>STEALS</b>	15		at Boston College (02/08/2024)
	13		Notre Dame (01/18/2024)
<b>BLOCKED SHOTS</b>	9		Duke (01/07/2024)
	7		at Virginia Tech (02/01/2024)
	7		at NC State (01/11/2024)
	7		Oklahoma (11/19/2023)
	7		Campbell (11/12/2023)
<b>TURNOVERS</b>	24		Oklahoma (11/19/2023)
	21		Campbell (11/12/2023)
<b>FOULS</b>	23		North Carolina (01/28/2024)
	23		Duke (01/07/2024)



# 2023-24 VIRGINIA GAME LOWS



## 2023-24 Virginia Women's Basketball Team High/Low Analysis All games

Page 3/4  
as of Feb 09, 2024

### Virginia - Game Lows

<b>POINTS</b>	52		Pittsburgh (01/25/2024)
	56		Duke (01/07/2024)
	60		at Georgia Tech (01/04/2024)
	61		NC State (12/31/2023)
	63		at Virginia Tech (02/01/2024)
<b>FIELD GOALS MADE</b>	16		Duke (01/07/2024)
	17		Pittsburgh (01/25/2024)
<b>FIELD GOAL ATTEMPTS</b>	50		North Carolina (01/28/2024)
	54		Duke (01/07/2024)
<b>FIELD GOAL PERCENTAGE</b>	.278	(20-72)	NC State (12/31/2023)
	.283	(17-60)	Pittsburgh (01/25/2024)
<b>3 PT FG MADE</b>	1		at Georgia Tech (01/04/2024)
	1		Oklahoma (11/19/2023)
<b>3 PT FG ATTEMPTS</b>	10		Duke (01/07/2024)
	13		at Boston College (02/08/2024)
<b>3 PT FG PERCENTAGE</b>	.043	(1-23)	Oklahoma (11/19/2023)
	.063	(1-16)	at Georgia Tech (01/04/2024)
<b>FREE THROWS MADE</b>	5		Clemson (02/04/2024)
	6		at NC State (01/11/2024)
	6		vs Tulane (N) (11/24/2023)
<b>FREE THROW ATTEMPTS</b>	7		vs Tulane (N) (11/24/2023)
	8		at NC State (01/11/2024)
<b>FREE THROW PERCENTAGE</b>	.556	(5-9)	Clemson (02/04/2024)
	.632	(12-19)	NC State (12/31/2023)
<b>REBOUNDS</b>	30		Clemson (02/04/2024)
	31		at Virginia Tech (02/01/2024)
<b>ASSISTS</b>	6		at Virginia Tech (02/01/2024)
	11		Duke (01/07/2024)
<b>STEALS</b>	3		at Florida St. (01/21/2024)
	4		Clemson (02/04/2024)
	4		at Virginia Tech (02/01/2024)
<b>BLOCKED SHOTS</b>	0		at North Carolina (01/14/2024)
	1		at Virginia Tech (02/01/2024)
<b>TURNOVERS</b>	9		at Virginia Tech (02/01/2024)
	10		Rider (12/06/2023)
	10		Missouri (11/30/2023)
<b>FOULS</b>	9		Fordham (12/21/2023)
	11		Rider (12/06/2023)

# 2023-24 OPPONENT GAME LOWS



## 2023-24 Virginia Women's Basketball Team High/Low Analysis All games

Page 4/4  
as of Feb 09, 2024

### Opponent - Game Lows

<b>POINTS</b>	49		Campbell (11/12/2023)
	51		Rider (12/06/2023)
	51		William & Mary (11/15/2023)
	52		UMES (11/08/2023)
	56		Pittsburgh (01/25/2024)
	56		Fordham (12/21/2023)
<b>FIELD GOALS MADE</b>	18		vs Tulane (N) (11/24/2023)
	18		William & Mary (11/15/2023)
	18		Campbell (11/12/2023)
<b>FIELD GOAL ATTEMPTS</b>	52		Rider (12/06/2023)
	53		Clemson (02/04/2024)
<b>FIELD GOAL PERCENTAGE</b>	.269	(18-67)	William & Mary (11/15/2023)
	.282	(20-71)	UMES (11/08/2023)
<b>3 PT FG MADE</b>	2		Duke (01/07/2024)
	2		vs LSU (N) (11/25/2023)
<b>3 PT FG ATTEMPTS</b>	8		vs LSU (N) (11/25/2023)
	12		at Boston College (02/08/2024)
<b>3 PT FG PERCENTAGE</b>	.111	(2-18)	Duke (01/07/2024)
	.158	(3-19)	William & Mary (11/15/2023)
<b>FREE THROWS MADE</b>	3		Rider (12/06/2023)
	5		Fordham (12/21/2023)
<b>FREE THROW ATTEMPTS</b>	6		Fordham (12/21/2023)
	6		Rider (12/06/2023)
<b>FREE THROW PERCENTAGE</b>	.375	(6-16)	Campbell (11/12/2023)
	.500	(3-6)	Rider (12/06/2023)
<b>REBOUNDS</b>	22		Rider (12/06/2023)
	27		Wofford (12/16/2023)
<b>ASSISTS</b>	7		UMES (11/08/2023)
	9		vs Tulane (N) (11/24/2023)
<b>STEALS</b>	3		at Virginia Tech (02/01/2024)
	4		vs LSU (N) (11/25/2023)
	4		William & Mary (11/15/2023)
<b>BLOCKED SHOTS</b>	0		Fordham (12/21/2023)
	1		at Florida St. (01/21/2024)
	1		Wofford (12/16/2023)
	1		Rider (12/06/2023)
<b>TURNOVERS</b>	3		at Florida St. (01/21/2024)
	6		at Virginia Tech (02/01/2024)
<b>FOULS</b>	9		Fordham (12/21/2023)
	10		vs Tulane (N) (11/24/2023)

# 2023-24 VIRGINIA INDIVIDUAL GAME HIGHS



## 2023-24 Virginia Women's Basketball Player Highs Analysis All games

Page 1/4  
as of Feb 09, 2024

### Virginia - Individual Game Highs

<b>POINTS</b>	35		Kymora Johnson at Florida St. (01/21/2024)
	26		Kymora Johnson vs Fordham (12/21/2023)
	26		Camryn Taylor vs Missouri (11/30/2023)
	25		Kymora Johnson vs North Carolina (01/28/2024)
	24		Sam Brunelle vs Clemson (02/04/2024)
	24		Kymora Johnson vs Clemson (02/04/2024)
<b>FIELD GOALS MADE</b>	14		Kymora Johnson at Florida St. (01/21/2024)
	10		Kymora Johnson vs Clemson (02/04/2024)
	10		Kymora Johnson vs Fordham (12/21/2023)
	10		Camryn Taylor vs Missouri (11/30/2023)
<b>FIELD GOAL ATTEMPTS</b>	21		Kymora Johnson vs NC State (12/31/2023)
	20		Kymora Johnson vs Clemson (02/04/2024)
	20		Kymora Johnson at Virginia Tech (02/01/2024)
	20		Kymora Johnson at Florida St. (01/21/2024)
<b>FIELD GOAL PERCENTAGE (min 5 made)</b>	1.000	(6-6)	Kymora Johnson at La Salle (12/03/2023)
	.833	(5-6)	London Clarkson vs Missouri (11/30/2023)
<b>3 PT FG MADE</b>	6		Sam Brunelle vs Clemson (02/04/2024)
	6		Kymora Johnson vs Fordham (12/21/2023)
<b>3 PT FG ATTEMPTS</b>	11		Sam Brunelle vs Clemson (02/04/2024)
	11		Kymora Johnson vs NC State (12/31/2023)
	11		Sam Brunelle vs LSU (N) (11/25/2023)
<b>3 PT FG PERCENTAGE (min 2 made)</b>	1.000	(2-2)	Yonta Vaughn at Boston College (02/08/2024)
	1.000	(2-2)	jillian Brown at Florida St. (01/21/2024)
	1.000	(2-2)	Camryn Taylor at NC State (01/11/2024)
	1.000	(2-2)	Paris Clark vs NC State (12/31/2023)
	1.000	(2-2)	Olivia McGhee vs NC State (12/31/2023)
	1.000	(2-2)	Camryn Taylor vs NC State (12/31/2023)
<b>FREE THROWS MADE</b>	10		Camryn Taylor at La Salle (12/03/2023)
	8		Camryn Taylor vs UMES (11/08/2023)
<b>FREE THROW ATTEMPTS</b>	10		Alexia Smith vs North Carolina (01/28/2024)
	10		Camryn Taylor at La Salle (12/03/2023)
<b>FREE THROW PERCENTAGE (min 3 made)</b>	1.000	(10-10)	Camryn Taylor at La Salle (12/03/2023)
	1.000	(6-6)	Camryn Taylor vs Campbell (11/12/2023)
	1.000	(6-6)	London Clarkson vs Campbell (11/12/2023)
	1.000	(6-6)	jillian Brown vs Campbell (11/12/2023)
	1.000	(5-5)	Paris Clark vs North Carolina (01/28/2024)
	1.000	(5-5)	Camryn Taylor vs Oklahoma (11/19/2023)
	1.000	(5-5)	jillian Brown vs UMES (11/08/2023)
	1.000	(4-4)	Kymora Johnson at Boston College (02/08/2024)
	1.000	(4-4)	Kymora Johnson at Virginia Tech (02/01/2024)
	1.000	(4-4)	Edessa Noyan at Florida St. (01/21/2024)
	1.000	(4-4)	jillian Brown vs Notre Dame (01/18/2024)
	1.000	(4-4)	Camryn Taylor at North Carolina (01/14/2024)
	1.000	(4-4)	Kymora Johnson vs Duke (01/07/2024)
	1.000	(4-4)	Camryn Taylor at Georgia Tech (01/04/2024)
	1.000	(4-4)	Kaydan Lawson at Georgia Tech (01/04/2024)
	1.000	(4-4)	Cady Pauley vs Rider (12/06/2023)
1.000	(4-4)	Camryn Taylor vs Rider (12/06/2023)	
1.000	(4-4)	Paris Clark vs LSU (N) (11/25/2023)	
1.000	(4-4)	Kymora Johnson vs UMES (11/08/2023)	
1.000	(3-3)	Kymora Johnson vs Clemson (02/04/2024)	
<b>REBOUNDS</b>	15		Camryn Taylor vs NC State (12/31/2023)
	13		Camryn Taylor vs Rider (12/06/2023)
	13		Alexia Smith vs Missouri (11/30/2023)
	13		jillian Brown vs UMES (11/08/2023)

# 2023-24 OPPONENT INDIVIDUAL GAME HIGHS



## 2023-24 Virginia Women's Basketball Player Highs Analysis All games

Page 2/4  
as of Feb 09, 2024

### Virginia - Individual Game Highs

<b>ASSISTS</b>	9	Kymora Johnson vs Wofford (12/16/2023)
	9	Kymora Johnson vs Tulane (N) (11/24/2023)
<b>STEALS</b>	5	Paris Clark vs North Carolina (01/28/2024)
	4	Jillian Brown at La Salle (12/03/2023)
	4	Kymora Johnson vs Oklahoma (11/19/2023)
<b>BLOCKED SHOTS</b>	4	Sam Brunelle vs Clemson (02/04/2024)
	4	London Clarkson at Georgia Tech (01/04/2024)
	4	Camryn Taylor vs Campbell (11/12/2023)
<b>TURNOVERS</b>	6	Kymora Johnson vs Pittsburgh (01/25/2024)
	6	Paris Clark at Florida St. (01/21/2024)
	6	Kymora Johnson vs Notre Dame (01/18/2024)
	6	Kymora Johnson vs Tulane (N) (11/24/2023)
<b>FOULS</b>	5	Edessa Noyan vs Clemson (02/04/2024)
	5	Edessa Noyan vs North Carolina (01/28/2024)
	5	Edessa Noyan at Florida St. (01/21/2024)
	5	Camryn Taylor at Florida St. (01/21/2024)
	5	Camryn Taylor vs Notre Dame (01/18/2024)
	5	London Clarkson vs Notre Dame (01/18/2024)
	5	Camryn Taylor at NC State (01/11/2024)
	5	Camryn Taylor vs Duke (01/07/2024)
	5	London Clarkson at Georgia Tech (01/04/2024)

# NCAA STATISTICAL LEADERS

## Virginia - 2023-24 Women's Basketball Ranking Summary thru games 02/09/2024

Statistic	National Rank	Conference Rank	Value	National Leader	Value	Conference Leader	Value
Assist/Turnover Ratio (349 ranked)	72	7	1.03	Michigan St.	1.78	Virginia Tech	1.44
Assists Per Game (349 ranked)	57	4	15.6	Iowa	21.1	Virginia Tech	17.4
Bench Points Per Game (349 ranked)	39	2	24.4	Murray St.	39.2	Miami (FL)	27.8
Blocks Per Game (349 ranked)	24	3	4.7	South Carolina	8.6	Duke	6.3
Field Goal Percentage (349 ranked)	241	14	39.1	Indiana	51.9	Notre Dame	47.1
Field Goal Percentage Defense (349 ranked)	117	7	38.8	South Carolina	30.9	NC State	35.1
Fouls Per Game (349 ranked)	309	15	19.5	Dartmouth	10.5	NC State	13.1
Free Throw Attempts Per Game (349 ranked)	102	7	18.26	LSU	28.67	Louisville	20.79
Free Throw Percentage (349 ranked)	19	1	77.6	Creighton	82.6	Virginia	77.6
Free Throws Made Per Game (349 ranked)	53	5	14.17	LSU	20.96	Louisville	15.50
Rebound Margin (349 ranked)	71	7	4.9	LSU	15.2	Virginia Tech	9.0
Rebounds (Defensive) Per Game (349 ranked)	25	3	29.1	South Carolina	33.3	NC State	32.1
Rebounds (Offensive) Per Game (349 ranked)	30	2	14.5	Ga. Southern	18.1	Syracuse	16.4
Rebounds Per Game (349 ranked)	11	2	43.65	Ga. Southern	47.50	NC State	43.91
Scoring Defense (349 ranked)	267	12	68.8	UAlbany	51.5	Duke	57.6
Scoring Margin (349 ranked)	144	10	4.2	South Carolina	35.0	Notre Dame	21.4
Scoring Offense (349 ranked)	69	7	73.0	Iowa	92.7	Notre Dame	82.3
Steals Per Game (349 ranked)	157	7	8.0	West Virginia	14.5	Boston College	12.2
Three Point Attempts Per Game (349 ranked)	75	3	22.3	Marshall	30.8	Virginia Tech	26.1
Three Point Percentage (349 ranked)	211	11	30.0	South Carolina	40.9	Virginia Tech	36.2
Three Point Percentage Defense (349 ranked)	99	4	29.3	VCU	23.1	Notre Dame	26.2
Three Pointers Per Game (349 ranked)	116	6	6.7	Utah	11.1	Virginia Tech	9.4
Turnover Margin (349 ranked)	186	12	0.13	West Virginia	9.41	Boston College	5.56
Turnovers Forced Per Game (349 ranked)	220	9	15.26	Niagara	26.04	Boston College	21.40
Turnovers Per Game (349 ranked)	122	7	15.1	Colorado St.	9.1	Florida St.	11.4
Winning Percentage (349 ranked)	194	11	47.8	South Carolina	100.0	NC State	87.0

Statistic	Player	National Rank	Conference Rank	Value	National Leader	Value	Conference Leader	Value
Assist/Turnover Ratio (250 ranked)	Kymora Johnson	79	4	1.88	Kiara Jackson, UNLV	3.39	Kaylah Ivey, Boston College	3.12
Assists (150 ranked)	Kymora Johnson	28	4	120	Caitlin Clark, Iowa	197	Georgia Amoore, Virginia Tech	170
Assists Per Game (250 ranked)	Kymora Johnson	33	4	5.2	Caitlin Clark, Iowa	8.2	Georgia Amoore, Virginia Tech	7.7
Blocks (136 ranked)					Cameron Brink, Stanford	84	Makayla Timpson, Florida St.	60
Blocks Per Game (247 ranked)	Camryn Taylor	194	16	1.00	Cameron Brink, Stanford	3.65	Makayla Timpson, Florida St.	2.50
Double Doubles (48 ranked)					Lauren Gustin, BYU	22	Elizabeth Kitley, Virginia Tech	16
Field Goal Attempts (145 ranked)	Kymora Johnson	82	9	309	Caitlin Clark, Iowa	535	Dyaisha Fair, Syracuse	415
Field Goal Percentage (250 ranked)	Camryn Taylor	143	12	45.2	Ayoka Lee, Kansas St.	67.7	Makayla Timpson, Florida St.	58.9
Field Goals (147 ranked)	Kymora Johnson	128	13	128	Caitlin Clark, Iowa	255	Elizabeth Kitley, Virginia Tech	220
Free Throw Attempts (147 ranked)					Angel Reese, LSU	182	Deja Kelly, North Carolina	167
Free Throw Percentage (250 ranked)	Camryn Taylor	28	2	87.5	Mara Braun, Minnesota	95.0	Kiki Jefferson, Louisville	89.6
Free Throws (148 ranked)					Izzy Higginbottom, Arkansas St.	154	Ta'Niya Latson, Florida St.	121
Minutes Per Game (150 ranked)					Megan McConnell, Duquesne	38.39	Dyaisha Fair, Syracuse	36.52
Points (198 ranked)	Kymora Johnson	147	12	340	Caitlin Clark, Iowa	772	Hannah Hidalgo, Notre Dame	551
Points Per Game (249 ranked)	Kymora Johnson	182	12	14.8	Caitlin Clark, Iowa	32.2	Hannah Hidalgo, Notre Dame	25.0
Rebounds (147 ranked)	Camryn Taylor	238	14	14.1	Lauren Gustin, BYU	364	Elizabeth Kitley, Virginia Tech	266
Rebounds (Defensive) Per Game (30 ranked)					Lauren Gustin, BYU	10.1	Elizabeth Kitley, Virginia Tech	8.3
Rebounds (Offensive) Per Game (30 ranked)					Angel Reese, LSU	5.7		
Rebounds Per Game (250 ranked)					Lauren Gustin, BYU	15.2	Elizabeth Kitley, Virginia Tech	11.6
Steals (150 ranked)					Hannah Hidalgo, Notre Dame	113	Hannah Hidalgo, Notre Dame	113
Steals Per Game (245 ranked)					Hannah Hidalgo, Notre Dame	5.14	Hannah Hidalgo, Notre Dame	5.14
Three Point Attempts (146 ranked)	Kymora Johnson	120	7	131	Caitlin Clark, Iowa	318	Dyaisha Fair, Syracuse	215
Three Point Percentage (163 ranked)					Meghan Huerter, UAlbany	49.0	Matilda Ekh, Virginia Tech	39.9
Three Pointers (144 ranked)					Caitlin Clark, Iowa	126	Dyaisha Fair, Syracuse	83
Three Pointers Per Game (247 ranked)					Caitlin Clark, Iowa	5.25	Dyaisha Fair, Syracuse	3.61
Triple Doubles (6 ranked)					Caitlin Clark, Iowa	4	Zoe Brooks, NC State	1
							Alyssa Ustby, North Carolina	1
							Hannah Hidalgo, Notre Dame	1





# O OLIVIA MCGHEE

Freshman • Guard • 6-2  
 Louisa, Va. • IMG Academy

## 2023-24

- Tied her season high of 14 points against Wofford (12/16) and No. 19 Notre Dame (1/18)
- Scored 14 points and tallied five rebounds against No. 25 Oklahoma (11/19)

## HIGH SCHOOL

- Ranked No. 45 in the 2023 espnW HoopGurlz recruit rankings
- Four-star recruit
- McDonald's All-America nominee
- Played three years at Louisa County High before transferring to IMG Academy in Florida for her senior season
- Led Louisa County to the program's first Class 4 State Championship her sophomore season, averaging 22.8 points and 11.5 rebounds per game
- 2021 Central Virginia Girls Basketball Player of the Year
- 2020 Second Team All-State
- As a freshman, she led the Jefferson District in scoring

## CAREER STATISTICS

### MCGHEE, Olivia

		Field Goals		3-Point		F-Throws		Rebounds				Scoring								
SEASON	TEAM	GP-GS	MIN/AVG	FG-FGA	FG%	3FG-3FGA	3FG%	FT-FTA	FT%	OFF	DEF	TOT	AVG	PF-FO	A	TO	BLK	STL	PTS	AVG
2023-24	UVa	23-6	353/15.3	53-138	.384	20-65	.308	19-22	.864	15	34	49	2.1	24-0	8	24	5	14	145	6.3
<b>TOTAL</b>		<b>23-6</b>	<b>353/15.3</b>	<b>53-138</b>	<b>.384</b>	<b>20-65</b>	<b>.308</b>	<b>19-22</b>	<b>.864</b>	<b>15</b>	<b>34</b>	<b>49</b>	<b>2.1</b>	<b>24-0</b>	<b>8</b>	<b>24</b>	<b>5</b>	<b>14</b>	<b>145</b>	<b>6.3</b>

### Single Game Highs

Statistic	Value
Points	14 vs Oklahoma 11/19/23, vs Wofford 12/16/23, vs Notre Dame 01/18/24
Rebounds	7 vs UMES 11/08/23
Assists	2 vs Tulane 11/24/23
Steals	2 5 times
Blocks	2 vs UMES 11/08/23
FG Made	6 vs Oklahoma 11/19/23, vs Wofford 12/16/23
FG Attempts	15 vs Oklahoma 11/19/23, vs Wofford 12/16/23
3FG Made	2 7 times
3FG Attempts	6 vs Wofford 12/16/23
FT Made	3 vs NC State 12/31/23
FT Attempts	4 vs NC State 12/31/23

## 2023-24 GAME-BY-GAME STATISTICS

### #0 MCGHEE, Olivia

Opponent	Date	GS	MIN	Total		3-Pointers		Free throws		Rebounds				PF	A	TO	BLK	STL	PTS	AVG
				FG-FGA	PCT	3FG-3FGA	PCT	FT-FTA	PCT	OFF	DEF	TOT	AVG							
UMES	11/08/2023		24:19	4-8	.500	2-4	.500	2-3	.667	1	6	7	7.0	1	0	2	2	0	12	12.0
Campbell	11/12/2023		20:23	1-3	.333	1-2	.500	2-2	1.000	1	1	2	4.5	1	0	2	0	2	5	8.5
William & Mary	11/15/2023		13:26	3-6	.500	2-3	.667	2-2	1.000	1	0	1	3.3	0	0	1	0	2	10	9.0
Oklahoma	11/19/2023		26:32	6-15	.400	0-5	.000	2-2	1.000	1	4	5	3.8	3	0	1	1	1	14	10.3
vs Tulane	11/24/2023	*	15:07	3-10	.300	1-5	.200	2-2	1.000	3	3	6	4.2	0	2	1	0	0	9	10.0
vs LSU	11/25/2023		04:40	0-2	.000	0-1	.000	0-0	.000	0	1	1	3.7	1	0	1	0	0	0	8.3
Missouri	11/30/2023		03:46	0-2	.000	0-2	.000	0-0	.000	0	0	0	3.1	1	0	1	0	0	0	7.1
at La Salle	12/03/2023		08:49	1-1	1.000	0-0	.000	0-0	.000	0	0	0	2.8	1	0	0	0	0	2	6.5
Rider	12/06/2023		07:15	2-4	.500	1-3	.333	0-0	.000	0	0	0	2.4	0	0	0	0	0	5	6.3
Wofford	12/16/2023		25:40	6-15	.400	2-6	.333	0-0	.000	1	2	3	2.5	1	0	1	0	1	14	7.1
Fordham	12/21/2023		17:15	2-8	.250	1-5	.200	0-0	.000	0	2	2	2.5	0	1	1	0	2	5	6.9
NC State	12/31/2023		18:09	3-4	.750	2-2	1.000	3-4	.750	1	0	1	2.3	2	0	1	0	2	11	7.3
at Georgia Tech	01/04/2024		04:20	0-1	.000	0-1	.000	0-0	.000	0	1	1	2.2	0	0	1	0	0	0	6.7
Duke	01/07/2024		05:12	0-3	.000	0-1	.000	0-0	.000	0	1	1	2.1	0	0	0	0	1	0	6.2
at NC State	01/11/2024		22:25	3-10	.300	1-4	.250	2-2	1.000	2	2	4	2.3	1	0	4	0	1	9	6.4
at North Carolina	01/14/2024		21:36	4-7	.571	2-4	.500	2-3	.667	1	3	4	2.4	1	1	2	0	0	12	6.8
Notre Dame	01/18/2024	*	29:19	5-10	.500	2-4	.500	2-2	1.000	0	2	2	2.4	4	1	1	0	2	14	7.2
at Florida St.	01/21/2024	*	24:26	5-10	.500	2-5	.400	0-0	.000	0	2	2	2.3	2	1	1	0	0	12	7.4
Pittsburgh	01/25/2024	*	21:59	2-9	.222	1-4	.250	0-0	.000	2	1	3	2.4	0	1	1	0	0	5	7.3
North Carolina	01/28/2024	*	11:24	0-1	.000	0-0	.000	0-0	.000	0	1	1	2.3	0	0	1	1	0	0	7.0
at Virginia Tech	02/01/2024	*	05:22	0-3	.000	0-1	.000	0-0	.000	0	0	0	2.2	0	0	0	0	0	0	6.6
Clemson	02/04/2024		09:23	0-1	.000	0-1	.000	0-0	.000	1	0	1	2.1	1	1	1	0	0	0	6.3
at Boston College	02/08/2024		12:15	3-5	.600	0-2	.000	0-0	.000	0	2	2	2.1	4	0	0	1	0	6	6.3
<b>Totals</b>		<b>6</b>	<b>353:01</b>	<b>53-138</b>	<b>.384</b>	<b>20-65</b>	<b>.308</b>	<b>19-22</b>	<b>.864</b>	<b>15</b>	<b>34</b>	<b>49</b>	<b>2.1</b>	<b>24</b>	<b>8</b>	<b>24</b>	<b>5</b>	<b>14</b>	<b>145</b>	<b>6.3</b>

### Player Averages

Games Played	Minutes/game	Points/game	FG Pct	3FG Pct	FT Pct	Rebounds/game	Assists/game	Turnovers/game	Assist/Turnover ratio	Steals/game	Blocks/game
23	15.3	6.3	38.4	30.8	86.4	2.1	0.3	1.0	0.3	0.6	0.2



# 1 Paris Clark

Sophomore • Guard • 5-8

Bronx, N.Y. • Long Island Lutheran • Arizona

## 2023-24

- Recorded her first career double-double with 13 points and a career-high 12 rebounds at Georgia Tech (1/4)
- Tied for a team-best 14 points against Wofford (12/16)
- Scored a career-high 19 points, including 15 in the first half, against No. 7 LSU (11/25)
- Ranked the No. 33 incoming transfer according to ESPN

## 2022-23 (at Arizona)

- Played in 24 games, including 14 conference matchups
- Averaged 3.8 points per game and totaled three double-digit scoring performances
- Nearly had a double-double at Oregon with 10 rebounds and nine points
- Made a strong career debut with 10 points, seven rebounds and six steals against NAU
- Tallied nine points and six rebounds at Cal alongside two assists and a steal

## High School

- 2022 McDonald's All-American
- 2022 Jordan Brand All-American
- 2022 SLAM All-American
- 2022 New York Gatorade Player of the Year
- Five star recruit ranked No. 21 in the espnW HoopGurlz overall recruit rankings and No. 5 at her position
- Averaged 25.2 points, 8.3 rebounds, 6.1 assists and 4.0 steals at Long Island Lutheran High School
- Long Island Player of the Year as senior

## CAREER STATISTICS

CLARK, Paris

SEASON	TEAM	GP-GS	MIN/AVG	Field Goals			3-Point		F-Throws		Rebounds				Scoring					
				FG-FGA	FG%	3FG-3FGA	3FG%	FT-FTA	FT%	OFF	DEF	TOT	AVG	PF-FO	A	TO	BLK	STL	PTS	AVG
2022-23	UA	24-0	318/13.3	36-99	.364	9-26	.346	11-24	.458	28	38	66	2.8	36-0	24	14	2	15	92	3.8
2023-24	UVa	20-17	459/22.9	71-175	.406	13-37	.351	36-48	.750	32	54	86	4.3	50-0	31	49	9	29	191	9.6
<b>TOTAL FOR UVa</b>		<b>20-17</b>	<b>459/22.9</b>	<b>71-175</b>	<b>.406</b>	<b>13-37</b>	<b>.351</b>	<b>36-48</b>	<b>.750</b>	<b>32</b>	<b>54</b>	<b>86</b>	<b>4.3</b>	<b>50-0</b>	<b>31</b>	<b>49</b>	<b>9</b>	<b>29</b>	<b>191</b>	<b>9.6</b>
<b>TOTAL</b>		<b>44-17</b>	<b>777/17.7</b>	<b>107-274</b>	<b>.391</b>	<b>22-63</b>	<b>.349</b>	<b>47-72</b>	<b>.653</b>	<b>60</b>	<b>92</b>	<b>152</b>	<b>3.5</b>	<b>86-0</b>	<b>55</b>	<b>63</b>	<b>11</b>	<b>44</b>	<b>283</b>	<b>6.4</b>

## Single Game Highs

Statistic	Value	
Points	19	vs LSU 11/25/23
Rebounds	12	at Georgia Tech 01/04/24
Assists	4	4 times
Steals	6	vs Northern Ariz. 11/10/22
Blocks	2	vs Missouri 11/30/23, vs Clemson 02/04/24
FG Made	7	vs LSU 11/25/23
FG Attempts	17	vs LSU 11/25/23
3FG Made	2	4 times
3FG Attempts	5	vs LSU 11/25/23
FT Made	5	vs North Carolina 01/28/24, at Virginia Tech 02/01/24
FT Attempts	8	at Oregon St. 02/25/23, at Virginia Tech 02/01/24

## 2023-24 GAME-BY-GAME STATISTICS

### #1 CLARK, Paris

Opponent	Date	GS	MIN	Total		3-Pointers		Free throws		Rebounds				PF	A	TO	BLK	STL	PTS	AVG
				FG-FGA	PCT	3FG-3FGA	PCT	FT-FTA	PCT	OFF	DEF	TOT	AVG							
Oklahoma	11/19/2023		07:26	0-2	.000	0-1	.000	0-0	.000	0	0	0	0.0	1	0	1	0	0	0	0.0
vs Tulane	11/24/2023		15:02	2-4	.500	1-2	.500	0-0	.000	0	2	2	1.0	3	0	1	0	0	5	2.5
vs LSU	11/25/2023	*	26:03	7-17	.412	1-5	.200	4-4	1.000	2	5	7	3.0	3	0	1	0	3	19	8.0
Missouri	11/30/2023	*	29:24	6-13	.462	2-3	.667	0-0	.000	2	2	4	3.3	4	2	2	2	2	14	9.5
at La Salle	12/03/2023	*	17:15	5-10	.500	0-3	.000	2-2	1.000	2	4	6	3.8	1	1	2	0	0	12	10.0
Rider	12/06/2023	*	13:28	1-6	.167	0-2	.000	0-0	.000	3	1	4	3.8	0	0	2	1	0	2	8.7
Wofford	12/16/2023	*	24:54	5-9	.556	1-3	.333	3-3	1.000	3	2	5	4.0	2	3	1	0	1	14	9.4
Fordham	12/21/2023	*	21:20	6-10	.600	1-1	1.000	2-2	1.000	0	2	2	3.8	1	4	3	0	2	15	10.1
NC State	12/31/2023	*	17:27	2-6	.333	2-2	1.000	1-2	.500	0	2	2	3.6	2	0	1	0	0	7	9.8
at Georgia Tech	01/04/2024	*	33:59	5-14	.357	0-1	.000	3-4	.750	7	5	12	4.4	3	3	4	1	3	13	10.1
Duke	01/07/2024	*	15:13	0-4	.000	0-0	.000	2-2	1.000	1	0	1	4.1	3	0	2	1	0	2	9.4
at NC State	01/11/2024	*	18:54	3-11	.273	0-1	.000	0-0	.000	3	3	6	4.3	4	0	2	0	2	6	9.1
at North Carolina	01/14/2024	*	24:47	1-8	.125	0-0	.000	2-2	1.000	1	1	2	4.1	4	1	1	0	1	4	8.7
Notre Dame	01/18/2024		27:22	6-11	.545	2-3	.667	2-2	1.000	0	7	7	4.3	4	4	4	1	3	16	9.2
at Florida St.	01/21/2024	*	18:00	2-5	.400	0-1	.000	1-2	.500	2	2	4	4.3	2	3	6	0	0	5	8.9
Pittsburgh	01/25/2024	*	27:41	2-8	.250	1-3	.333	2-4	.500	1	2	3	4.2	1	2	4	1	3	7	8.8
North Carolina	01/28/2024	*	31:27	4-5	.800	1-1	1.000	5-5	1.000	1	0	1	4.0	3	3	5	0	5	14	9.1
at Virginia Tech	02/01/2024	*	28:10	6-13	.462	1-3	.333	5-8	.625	0	8	8	4.2	2	0	1	0	1	18	9.6
Clemson	02/04/2024	*	29:55	2-8	.250	0-1	.000	0-4	.000	3	4	7	4.4	3	4	1	2	1	4	9.3
at Boston College	02/08/2024	*	31:05	6-11	.545	0-1	.000	2-2	1.000	1	2	3	4.3	4	1	5	0	2	14	9.6
<b>Totals</b>		<b>17</b>	<b>458:52</b>	<b>71-175</b>	<b>.406</b>	<b>13-37</b>	<b>.351</b>	<b>36-48</b>	<b>.750</b>	<b>32</b>	<b>54</b>	<b>86</b>	<b>4.3</b>	<b>50</b>	<b>31</b>	<b>49</b>	<b>9</b>	<b>29</b>	<b>191</b>	<b>9.6</b>

## Player Averages

Games Played	Minutes/game	Points/game	FG Pct	3FG Pct	FT Pct	Rebounds/game	Assists/game	Turnovers/game	Assist/Turnover ratio	Steals/game	Blocks/game
20	22.9	9.6	40.6	35.1	75.0	4.3	1.6	2.5	0.6	1.5	0.5



# 4 Jillian Brown

Junior • Guard • 5-10

Grand Rapids, Mich. • East Grand Rapids HS • Northwestern

## 2023-24

- Tied her career best of four steals along with 12 points and eight rebounds at La Salle (12/3)
- Recorded first career double-double (14 pts, 13 rebounds) in 76-52 season-opening win over UMES (Nov. 8).

## At Northwestern (2021-23)

- Appeared in 57 games with 34 starts, including starting 25 of 27 contests her freshman season
- Averaged 8.0 points, 3.8 rebounds and 2.0 assists per game her freshman season with two 17-point games
- Averaged 6.6 points, 3.4 rebounds and 1.0 assists per game her sophomore season
- Turned in a career performance in the win over No. 4 Michigan, scoring a team-high 18 points while adding eight rebounds, three steals, two blocks and two assists (2/13/22)

## High School

- Ranked the No. 44 overall recruit in her class by Prospects Nation, No. 50 by ESPN
- 2021 Jersey Mike's Naismith National High School Girls Trophy Watch List
- Averaged 22.4 points, 8 rebounds, 4.2 assists and 3 steals per game during her junior season at East Grand Rapids High, while shooting 35.0 percent from 3FG

## CAREER STATISTICS

BROWN, Jillian

SEASON	TEAM	GP-GS	MIN/AVG	Field Goals			3-Point		F-Throws		Rebounds				PF-FO			TO BLK STL			Scoring	
				FG-FGA	FG%	3FG-3FGA	3FG%	FT-FTA	FT%	OFF	DEF	TOT	AVG	PF-FO	A	TO	BLK	STL	PTS	AVG		
2021-22	NU	27-25	799/29.6	75-225	.333	33-123	.268	32-44	.727	22	80	102	3.8	63-1	53	56	12	23	215	8.0		
2022-23	NU	30-9	642/21.4	64-221	.290	20-101	.198	50-59	.847	30	72	102	3.4	62-1	30	50	10	30	198	6.6		
2023-24	UVa	21-8	404/19.2	39-121	.322	5-31	.161	33-39	.846	34	81	115	5.5	38-0	37	30	10	14	116	5.5		
<b>TOTAL FOR UVa</b>		<b>21-8</b>	<b>404/19.2</b>	<b>39-121</b>	<b>.322</b>	<b>5-31</b>	<b>.161</b>	<b>33-39</b>	<b>.846</b>	<b>34</b>	<b>81</b>	<b>115</b>	<b>5.5</b>	<b>38-0</b>	<b>37</b>	<b>30</b>	<b>10</b>	<b>14</b>	<b>116</b>	<b>5.5</b>		
<b>TOTAL</b>		<b>78-42</b>	<b>1844/23.6</b>	<b>178-567</b>	<b>.314</b>	<b>58-255</b>	<b>.227</b>	<b>115-142</b>	<b>.810</b>	<b>86</b>	<b>233</b>	<b>319</b>	<b>4.1</b>	<b>163-2</b>	<b>120</b>	<b>136</b>	<b>32</b>	<b>67</b>	<b>529</b>	<b>6.8</b>		

## Single Game Highs

Statistic	Value	
Points	18	vs Michigan 02/13/22
Rebounds	13	vs UMES 11/08/23
Assists	7	vs South Dakota 11/25/21
Steals	4	at Michigan 12/04/22, at La Salle 12/03/23
Blocks	3	vs UMES 11/08/23
FG Made	7	vs Michigan 02/13/22, at DePaul 11/21/21, vs William & Mary 11/15/23
FG Attempts	18	at DePaul 11/21/21
3FG Made	4	vs Valparaiso 11/27/22
3FG Attempts	9	vs Valparaiso 11/27/22
FT Made	8	vs Ohio St. 12/28/22
FT Attempts	8	at Penn St. 02/06/22, vs Ohio St. 12/28/22

## 2023-24 GAME-BY-GAME STATISTICS

#4 BROWN, Jillian

Opponent	Date	GS	MIN	Total		3-Pointers		Free throws		Rebounds				PF			PTS		AVG	
				FG-FGA	PCT	3FG-3FGA	PCT	FT-FTA	PCT	OFF	DEF	TOT	AVG	PF	A	TO	BLK	STL		
UMES	11/08/2023	*	30:28	4-10	.400	1-5	.200	5-5	1.000	1	12	13	13.0	3	1	3	3	1	14	14.0
Campbell	11/12/2023	*	28:15	3-12	.250	0-4	.000	6-6	1.000	2	5	7	10.0	2	2	0	1	1	12	13.0
William & Mary	11/15/2023	*	26:32	7-13	.538	1-2	.500	2-2	1.000	1	6	7	9.0	2	2	1	0	1	17	14.3
Oklahoma	11/19/2023	*	18:09	0-6	.000	0-3	.000	0-0	.000	1	8	9	9.0	1	2	2	0	0	0	10.8
vs Tulane	11/24/2023	*	14:29	2-7	.286	0-1	.000	1-1	1.000	2	1	3	7.8	1	2	1	0	1	5	9.6
vs LSU	11/25/2023		18:48	2-3	.667	0-0	.000	1-2	.500	4	3	7	7.7	1	3	2	1	1	5	8.8
Missouri	11/30/2023		16:48	0-4	.000	0-2	.000	5-6	.833	0	2	2	6.9	2	3	0	1	0	5	8.3
at La Salle	12/03/2023		20:11	5-10	.500	0-3	.000	2-2	1.000	4	4	8	7.0	2	3	1	0	4	12	8.8
Rider	12/06/2023		19:22	3-9	.333	0-1	.000	2-5	.400	6	5	11	7.4	1	3	1	0	2	8	8.7
Wofford	12/16/2023		11:23	0-4	.000	0-2	.000	2-2	1.000	0	3	3	7.0	2	1	3	0	0	2	8.0
Fordham	12/21/2023		11:20	0-3	.000	0-0	.000	0-0	.000	0	3	3	6.6	0	2	2	0	0	0	7.3
NC State	12/31/2023		16:31	0-2	.000	0-0	.000	0-0	.000	4	2	6	6.6	1	0	1	1	0	0	6.7
at Georgia Tech	01/04/2024		22:50	2-7	.286	0-1	.000	1-2	.500	2	2	4	6.4	1	1	2	1	1	5	6.5
Duke	01/07/2024	*	27:56	1-6	.167	1-1	1.000	2-2	1.000	0	5	5	6.3	4	3	0	1	0	5	6.4
Notre Dame	01/18/2024		08:57	1-2	.500	0-0	.000	4-4	1.000	1	1	2	6.0	3	1	0	0	0	6	6.4
at Florida St.	01/21/2024		20:38	4-6	.667	2-2	1.000	0-0	.000	2	4	6	6.0	3	0	2	1	0	10	6.6
Pittsburgh	01/25/2024		14:21	1-2	.500	0-1	.000	0-0	.000	1	3	4	5.9	0	1	3	0	1	2	6.4
North Carolina	01/28/2024		18:09	1-4	.250	0-2	.000	0-0	.000	1	4	5	5.8	2	4	0	0	1	2	6.1
at Virginia Tech	02/01/2024		28:15	3-7	.429	0-0	.000	0-0	.000	0	4	4	5.7	1	1	2	0	0	6	6.1
Clemson	02/04/2024	*	12:34	0-1	.000	0-1	.000	0-0	.000	0	1	1	5.5	3	1	1	0	0	0	5.8
at Boston College	02/08/2024	*	17:40	0-3	.000	0-0	.000	0-0	.000	2	3	5	5.5	3	1	3	0	0	0	5.5
<b>Totals</b>			<b>8</b>	<b>403:36</b>	<b>.322</b>	<b>5-31</b>	<b>.161</b>	<b>33-39</b>	<b>.846</b>	<b>34</b>	<b>81</b>	<b>115</b>	<b>5.5</b>	<b>38</b>	<b>37</b>	<b>30</b>	<b>10</b>	<b>14</b>	<b>116</b>	<b>5.5</b>



# 5 Yonta Vaughn

Sophomore • Guard • 5-8  
District Heights, Md. • Bishop McNamara HS

## 2023-24

- Scored a career-high 16 points in 73-66 road win over Boston College (2/8)
- Recorded 14 points in 81-59 win over Tulane (11/24)

## 2022-23

- All-ACC Academic Team
- Appeared in 28 games with seven starts, averaging 3.4 points and 2.3 rebounds per game
- 1.88 assist-to-turnover ratio with 79 assists to 42 turnovers
- Made her collegiate debut in the season-opener, grabbing six rebounds with four assists in 18 minutes (11/7)
- Had her first double-digit scoring game in her second outing, putting up 10 in the win against UMBC (11/10)
- Made her first collegiate start at Notre Dame, scoring five points with four assists (1/22)
- Dished eight assists at Syracuse, the most by a Cavalier in a single game this season (1/26)
- ACC Academic Honor Roll

## Background

- Four-year starting point guard for nationally-ranked Bishop McNamara High School
- No. 72 in the ESPN HoopGurlz rankings and No. 15 point guard
- McDonald's All-American nominee
- 2021-22 All-WCAC Second Team

## 2023-24 GAME-BY-GAME STATISTICS

### #5 VAUGHN, Yonta

Opponent	Date	GS	MIN	Total		3-Pointers		Free throws		Rebounds				PF	A	TO	BLK	STL	PTS	AVG
				FG-FGA	PCT	3FG-3FGA	PCT	FT-FTA	PCT	OFF	DEF	TOT	AVG							
UMES	11/08/2023		30:28	2-6	.333	1-3	.333	0-2	.000	1	3	4	4.0	0	8	1	1	2	5	5.0
Campbell	11/12/2023		18:24	1-3	.333	0-2	.000	0-0	.000	0	3	3	3.5	0	4	2	0	0	2	3.5
William & Mary	11/15/2023		21:46	2-5	.400	0-2	.000	0-0	.000	0	4	4	3.7	4	3	2	0	1	4	3.7
Oklahoma	11/19/2023		10:16	0-5	.000	0-2	.000	0-0	.000	0	0	0	2.8	0	0	2	0	0	0	2.8
vs Tulane	11/24/2023		24:36	5-11	.455	4-8	.500	0-0	.000	1	4	5	3.2	1	4	1	0	0	14	5.0
vs LSU	11/25/2023		23:41	5-8	.625	3-4	.750	0-1	.000	0	1	1	2.8	0	7	1	0	0	13	6.3
Missouri	11/30/2023		13:50	0-3	.000	0-1	.000	0-0	.000	0	0	0	2.4	0	3	0	0	1	0	5.4
at La Salle	12/03/2023		20:12	2-4	.500	0-0	.000	0-0	.000	0	5	5	2.8	1	6	4	0	0	4	5.3
Rider	12/06/2023		20:11	1-3	.333	1-3	.333	0-0	.000	0	3	3	2.8	1	3	0	0	2	3	5.0
NC State	12/31/2023		06:44	0-4	.000	0-3	.000	0-0	.000	0	1	1	2.6	0	1	1	0	0	0	4.5
at Georgia Tech	01/04/2024		16:35	1-6	.167	0-3	.000	0-0	.000	0	2	2	2.5	3	3	1	0	1	2	4.3
Duke	01/07/2024		30:22	2-8	.250	0-3	.000	1-2	.500	0	4	4	2.7	2	6	5	0	1	5	4.3
at NC State	01/11/2024		17:47	3-8	.375	1-4	.250	0-0	.000	0	2	2	2.6	1	2	0	0	2	7	4.5
at North Carolina	01/14/2024		23:35	1-6	.167	1-3	.333	0-0	.000	0	1	1	2.5	0	3	3	0	0	3	4.4
Notre Dame	01/18/2024		07:03	1-3	.333	0-1	.000	2-2	1.000	0	0	0	2.3	1	3	0	0	0	4	4.4
at Boston College	02/08/2024		29:30	6-13	.462	2-2	1.000	2-2	1.000	0	3	3	2.4	1	3	2	0	0	16	5.1
<b>Totals</b>		<b>0</b>	<b>314:59</b>	<b>32-96</b>	<b>.333</b>	<b>13-44</b>	<b>.295</b>	<b>5-9</b>	<b>.556</b>	<b>2</b>	<b>36</b>	<b>38</b>	<b>2.4</b>	<b>15</b>	<b>59</b>	<b>25</b>	<b>1</b>	<b>10</b>	<b>82</b>	<b>5.1</b>

## Player Averages

Games Played	Minutes/game	Points/game	FG Pct	3FG Pct	FT Pct	Rebounds/game	Assists/game	Turnovers/game	Assist/Turnover ratio	Steals/game	Blocks/game
16	19.7	5.1	33.3	29.5	55.6	2.4	3.7	1.6	2.4	0.6	0.1

## CAREER STATISTICS

### VAUGHN, Yonta

SEASON	TEAM	GP-GS	MIN/AVG	Field Goals		3-Point		F-Throws		Rebounds				Scoring						
				FG-FGA	FG%	3FG-3FGA	3FG%	FT-FTA	FT%	OFF	DEF	TOT	AVG	PF-FO	A	TO	BLK	STL	PTS	AVG
2022-23	UVa	28-7	521/18.6	35-132	.265	17-69	.246	8-11	.727	8	55	63	2.3	25-0	79	42	8	17	95	3.4
2023-24	UVa	16-0	315/19.7	32-96	.333	13-44	.295	5-9	.556	2	36	38	2.4	15-0	59	25	1	10	82	5.1
<b>TOTAL</b>		<b>44-7</b>	<b>835/19.0</b>	<b>67-228</b>	<b>.294</b>	<b>30-113</b>	<b>.265</b>	<b>13-20</b>	<b>.650</b>	<b>10</b>	<b>91</b>	<b>101</b>	<b>2.3</b>	<b>40-0</b>	<b>138</b>	<b>67</b>	<b>9</b>	<b>27</b>	<b>177</b>	<b>4.0</b>

## Single Game Highs

Statistic	Value	
Points	16	at Boston College 02/08/24
Rebounds	7	at Pittsburgh 02/05/23, vs Louisville 02/09/23
Assists	8	at Syracuse 01/26/23, vs UMES 11/08/23
Steals	2	6 times
Blocks	2	vs George Washington 11/07/22, vs Florida St. 01/19/23, at Syracuse 01/26/23
FG Made	6	at Boston College 02/08/24
FG Attempts	13	at Boston College 02/08/24
3FG Made	4	vs Tulane 11/24/23
3FG Attempts	8	vs Tulane 11/24/23
FT Made	4	vs Boston College 01/15/23
FT Attempts	4	vs Boston College 01/15/23, vs NC State 02/12/23



# 10 Mir McLean

Senior • Guard/Forward • 5-11

Baltimore, Md. • Roland Park County School • UConn

## 2022-23

- All-ACC Academic Team
- After missing the opener with an injury, made her season debut against UMBC, scoring 13 points, on 5-of-6 shooting, with eight rebounds (11/10)
- Logged her third career double-double at American with 11 points and 11 rebounds (11/20)
- Had a double-double of 11 points and a career-high 15 rebounds against Minnesota, giving her two double-doubles in three games (11/26)
- Followed the Minnesota game with her third double-double of the season with 11 points and 14 rebounds against ECU (11/27)
- Had her third-straight double-double (fourth in five games) at Penn State, scoring a career-high 24 points with 13 rebounds, while also dishing five assists (11/30)
- Had a double-double by halftime of the win at William & Mary (18 & 13), finishing the game with 22 points and a career-high 17 rebounds (12/7)
- Suffered a season-ending knee injury in the NC State game (1/8). She had grabbed 11 rebounds in the contest before leaving the game in the third quarter. She was ranked third in the ACC and 34th in the nation with 9.6 rebounds per game and led the ACC and is 22nd in the nation in offensive rebounds per game at 3.9 when her season ended. She ranked second on the team in scoring, averaging 12.2 points per game. She had a team-best five double-doubles this season

## Background

- Four-year starting point guard for nationally-ranked Bishop McNamara High School
- No. 72 in the ESPN HoopGurlz rankings and No. 15 point guard
- Ranked as the No. 49 recruit by Collegiate Girls Basketball and No. 66 by All-Star Girls Report
- McDonald's All-American nominee
- Two-time Washington Post All-Met honorable mention
- 2021-22 All-WCAC Second Team

## 2023-24 GAME-BY-GAME STATISTICS

## CAREER STATISTICS

MCLEAN, Mir

SEASON	TEAM	GP-GS	MIN/AVG	Field Goals		3-Point		F-Throws		Rebounds				Scoring						
				FG-FGA	FG%	3FG-3FGA	3FG%	FT-FTA	FT%	OFF	DEF	TOT	AVG	PF-FO	A	TO	BLK	STL	PTS	AVG
2020-21	UConn	24-0	171/7.1	26-56	.464	1-3	.333	15-20	.750	25	26	51	2.1	25-0	11	13	6	6	68	2.8
2021-22	UConn	14-9	314/22.4	45-104	.433	1-7	.143	34-50	.680	43	50	93	6.6	42-2	7	29	13	17	125	8.9
2022-23	UVa	15-13	345/23.0	66-115	.574	2-4	.500	49-75	.653	58	86	144	9.6	43-4	23	31	9	26	183	12.2
<b>TOTAL FOR UVa</b>		<b>26-22</b>	<b>651/25.0</b>	<b>111-218</b>	<b>.509</b>	<b>3-11</b>	<b>.273</b>	<b>83-123</b>	<b>.675</b>	<b>100</b>	<b>135</b>	<b>235</b>	<b>9.0</b>	<b>85-6</b>	<b>30</b>	<b>60</b>	<b>22</b>	<b>43</b>	<b>308</b>	<b>11.8</b>
<b>TOTAL</b>		<b>53-22</b>	<b>830/15.7</b>	<b>137-275</b>	<b>.498</b>	<b>4-14</b>	<b>.286</b>	<b>98-145</b>	<b>.676</b>	<b>126</b>	<b>162</b>	<b>288</b>	<b>5.4</b>	<b>110-6</b>	<b>41</b>	<b>73</b>	<b>28</b>	<b>49</b>	<b>376</b>	<b>7.1</b>

## Single Game Highs

Statistic	Value	
Points	24	at Penn St. 11/30/22
Rebounds	17	at William & Mary 12/07/22
Assists	5	at Penn St. 11/30/22
Steals	5	vs Wake Forest 11/13/22
Blocks	3	vs Virginia Tech 01/27/22, vs Duke 02/17/22
FG Made	8	vs Syracuse 02/08/22
FG Attempts	12	vs Syracuse 02/08/22, at Wake Forest 02/13/22
3FG Made	1	4 times
3FG Attempts	2	vs Miami (FL) 02/15/22, vs Virginia Tech 01/27/22, at American 11/20/22
FT Made	9	at Penn St. 11/30/22
FT Attempts	11	at Penn St. 11/30/22, at William & Mary 12/07/22





# 12 Edessa Noyan

Freshman • Forward • 6-3  
Södertälje, Sweden • Täljegymnasiet

## 2023-24

- Scored a career-high 13 points on 6-of-8 shooting in road win over Boston College (2/8)
- Added a career-best nine rebounds in win over the Eagles
- Scored nine points at then-No. 17 Virginia Tech (2/1)
- Put up eight points in 91-87 road win over then-No. 15 Florida State (1/21)
- Pulled down eight rebounds against Campbell (11/12)

## Background

- Named to the U20 Swedish Junior National Team roster for the 2023 Nordic Championships and the U20 European Championships
- Helped the Swedish U 18 Junior National Team win the 2022 Nordic Championships, averaging 18.8 points per game while also pacing the squad in rebounding during their run
- Represented her country in Division A of the 2022 U18 European Championships
- Played on the Sodertälje Club Team, one of the best teams in Sweden's top division

## CAREER STATISTICS

### NOYAN, Edessa

SEASON TEAM	GP-GS	MIN/AVG	Field Goals		3-Point		F-Throws		Rebounds				Scoring						
			FG-FGA	FG%	3FG-3FGA	3FG%	FT-FTA	FT%	OFF	DEF	TOT	AVG	PF-FO	A	TO	BLK	STL	PTS	AVG
2023-24 UVa	19-2	264/13.9	24-47	.511	3-7	.429	12-16	.750	18	41	59	3.1	38-3	7	17	12	8	63	3.3
<b>TOTAL</b>	<b>19-2</b>	<b>264/13.9</b>	<b>24-47</b>	<b>.511</b>	<b>3-7</b>	<b>.429</b>	<b>12-16</b>	<b>.750</b>	<b>18</b>	<b>41</b>	<b>59</b>	<b>3.1</b>	<b>38-3</b>	<b>7</b>	<b>17</b>	<b>12</b>	<b>8</b>	<b>63</b>	<b>3.3</b>

### Single Game Highs

Statistic	Value	
Points	13	at Boston College 02/08/24
Rebounds	9	at Boston College 02/08/24
Assists	2	vs William & Mary 11/15/23, vs Clemson 02/04/24
Steals	2	vs Rider 12/06/23, at Boston College 02/08/24
Blocks	3	vs North Carolina 01/28/24
FG Made	6	at Boston College 02/08/24
FG Attempts	8	at Boston College 02/08/24
3FG Made	1	vs UMES 11/08/23, vs Rider 12/06/23, vs North Carolina 01/28/24
3FG Attempts	3	vs North Carolina 01/28/24
FT Made	4	at Florida St. 01/21/24
FT Attempts	4	at Florida St. 01/21/24

## 2023-24 GAME-BY-GAME STATISTICS

### #12 NOYAN, Edessa

Opponent	Date	GS	MIN	Total		3-Pointers		Free throws		Rebounds				PF	A	TO	BLK	STL	PTS	AVG
				FG-FGA	PCT	3FG-3FGA	PCT	FT-FTA	PCT	OFF	DEF	TOT	AVG							
UMES	11/08/2023	*	15:05	2-2	1.000	1-1	1.000	0-0	.000	3	3	6	6.0	3	1	2	0	1	5	5.0
Campbell	11/12/2023		13:00	1-3	.333	0-0	.000	0-0	.000	2	6	8	7.0	2	0	2	0	1	2	3.5
William & Mary	11/15/2023		14:20	0-1	.000	0-0	.000	1-2	.500	1	4	5	6.3	0	2	1	1	0	1	2.7
Oklahoma	11/19/2023		04:16	0-1	.000	0-0	.000	0-0	.000	0	1	1	5.0	0	0	1	1	0	0	2.0
vs Tulane	11/24/2023		10:02	0-1	.000	0-0	.000	0-0	.000	0	1	1	4.2	1	0	0	0	0	0	1.6
vs LSU	11/25/2023		05:38	0-1	.000	0-0	.000	0-0	.000	0	1	1	3.7	2	0	2	0	0	0	1.3
Missouri	11/30/2023		05:53	0-1	.000	0-0	.000	0-0	.000	0	3	3	3.6	3	0	0	1	0	0	1.1
at La Salle	12/03/2023		04:02	1-2	.500	0-0	.000	0-0	.000	0	0	0	3.1	0	0	0	0	0	2	1.3
Rider	12/06/2023		15:10	3-7	.429	1-2	.500	1-2	.500	4	2	6	3.4	1	0	1	1	2	8	2.0
Duke	01/07/2024		04:08	0-0	.000	0-0	.000	0-0	.000	0	1	1	3.2	0	0	0	0	0	0	1.8
at NC State	01/11/2024		01:43	0-0	.000	0-0	.000	0-0	.000	0	0	0	2.9	0	0	0	0	0	0	1.6
at North Carolina	01/14/2024		04:50	0-0	.000	0-0	.000	0-0	.000	1	1	2	2.8	2	1	0	0	0	0	1.5
Notre Dame	01/18/2024		12:03	1-2	.500	0-0	.000	0-0	.000	0	0	0	2.6	2	0	0	2	0	2	1.5
at Florida St.	01/21/2024		25:05	2-2	1.000	0-0	.000	4-4	1.000	0	4	4	2.7	5	0	1	1	1	8	2.0
Pittsburgh	01/25/2024		16:01	1-3	.333	0-1	.000	0-0	.000	0	3	3	2.7	1	0	1	0	0	2	2.0
North Carolina	01/28/2024		22:42	2-5	.400	1-3	.333	0-0	.000	0	2	2	2.7	5	1	2	3	0	5	2.2
at Virginia Tech	02/01/2024		29:25	3-5	.600	0-0	.000	3-3	1.000	2	1	3	2.7	2	0	0	0	1	9	2.6
Clemson	02/04/2024		28:05	2-3	.667	0-0	.000	2-2	1.000	2	2	4	2.8	5	2	1	0	0	6	2.8
at Boston College	02/08/2024	*	32:23	6-8	.750	0-0	.000	1-3	.333	3	6	9	3.1	4	0	3	2	2	13	3.3
<b>Totals</b>			<b>2 263:51</b>	<b>24-47</b>	<b>.511</b>	<b>3-7</b>	<b>.429</b>	<b>12-16</b>	<b>.750</b>	<b>18</b>	<b>41</b>	<b>59</b>	<b>3.1</b>	<b>38</b>	<b>7</b>	<b>17</b>	<b>12</b>	<b>8</b>	<b>63</b>	<b>3.3</b>

### Player Averages

Games Played	Minutes/game	Points/game	FG Pct	3FG Pct	FT Pct	Rebounds/game	Assists/game	Turnovers/game	Assist/Turnover ratio	Steals/game	Blocks/game
19	13.9	3.3	51.1	42.9	75.0	3.1	0.4	0.9	0.4	0.4	0.6



# 14 Kaydan Lawson

Senior • Guard • 6-0  
Cleveland, Ohio • Orange HS

## 2022-23

- All-ACC Academic Team
- Appeared in 28 games with 18 starts
- Averaged 5.6 points and 4.5 rebounds per game. Had 30 steals with 15 blocked shots
- Scored a career-high 18 points in the opener against GW, passing her previous high of 14 against BC last season (11/7)
- 5-of-8 shooting for 15 points in the win against Wake Forest (11/13)
- Grabbed a career-high 15 rebounds against Boston College, also logging her first career double-double with 11 points (1/15)
- ACC Academic Honor Roll

## 2021-22

- Appeared in 26 of 27 games, missing the season-opener at JMU
- Averaged 4.3 points per game with 4.4 rebounds
- Had a team-high nine rebounds against USC, her first time leading the team in rebounds (11/14)
- Scored 10 points in the Richmond game, her first double-digit scoring game of the year (11/29)
- Led the team in rebounding at George Washington while also logging her second double-digit scoring game with 10 points (12/5)
- Made her first career start at Georgia Tech (1/9)
- Grabbed a career-high 14 rebounds at North Carolina (1/20), the highest single-game effort by a Cavalier this season
- Scored a team-high 10 points in the next game at Duke (1/23)
- Scored a career-high 14 points at Boston College (2/3)

## 2023-24 GAME-BY-GAME STATISTICS

### #14 LAWSON, Kaydan

Opponent	Date	GS	MIN	Total		3-Pointers		Free throws		Rebounds				PF	A	TO	BLK	STL	PTS	AVG
				FG-FGA	PCT	3FG-3FGA	PCT	FT-FTA	PCT	OFF	DEF	TOT	AVG							
Oklahoma	11/19/2023		15:30	2-4	.500	1-3	.333	1-2	.500	1	3	4	4.0	3	1	0	0	2	6	6.0
vs Tulane	11/24/2023		16:33	0-3	.000	0-1	.000	0-0	.000	1	3	4	4.0	4	0	0	0	0	0	3.0
vs LSU	11/25/2023		01:38	0-0	.000	0-0	.000	0-0	.000	0	0	0	2.7	0	0	0	0	0	0	2.0
at La Salle	12/03/2023		11:10	3-6	.500	1-3	.333	0-0	.000	2	1	3	2.8	0	1	1	0	0	7	3.3
Rider	12/06/2023		12:06	1-3	.333	1-2	.500	0-2	.000	1	2	3	2.8	1	0	0	0	0	3	3.2
Wofford	12/16/2023		15:42	2-5	.400	0-2	.000	0-0	.000	2	4	6	3.3	0	1	4	0	2	4	3.3
Fordham	12/21/2023		15:23	2-4	.500	2-4	.500	0-0	.000	0	4	4	3.4	3	3	1	0	0	6	3.7
NC State	12/31/2023		12:22	0-1	.000	0-1	.000	1-2	.500	0	1	1	3.1	0	1	0	0	0	1	3.4
at Georgia Tech	01/04/2024		08:59	0-0	.000	0-0	.000	4-4	1.000	3	1	4	3.2	1	0	0	0	0	4	3.4
Duke	01/07/2024		06:45	0-0	.000	0-0	.000	0-0	.000	0	0	0	2.9	1	0	0	0	0	0	3.1
at NC State	01/11/2024		12:46	1-2	.500	0-1	.000	2-2	1.000	1	1	2	2.8	1	0	0	0	1	4	3.2
at North Carolina	01/14/2024		05:51	0-0	.000	0-0	.000	0-0	.000	0	0	0	2.6	2	0	0	0	0	0	2.9
Notre Dame	01/18/2024		10:18	1-3	.333	0-1	.000	0-0	.000	1	2	3	2.6	2	0	1	1	1	2	2.8
at Florida St.	01/21/2024		07:44	0-1	.000	0-1	.000	0-0	.000	0	1	1	2.5	1	0	0	1	0	0	2.6
Pittsburgh	01/25/2024		12:44	0-4	.000	0-4	.000	0-0	.000	1	5	6	2.7	2	0	2	0	1	0	2.5
North Carolina	01/28/2024		00:05	0-0	.000	0-0	.000	0-0	.000	0	0	0	2.6	0	0	0	0	0	0	2.3
at Virginia Tech	02/01/2024		06:48	1-1	1.000	1-1	1.000	0-0	.000	0	1	1	2.5	2	0	1	1	0	3	2.4
Clemson	02/04/2024		09:36	1-2	.500	1-1	1.000	0-0	.000	0	1	1	2.4	2	0	0	0	1	3	2.4
at Boston College	02/08/2024		19:29	0-3	.000	0-2	.000	2-2	1.000	1	2	3	2.4	3	1	3	1	2	2	2.4
<b>Totals</b>		<b>0</b>	<b>201:29</b>	<b>14-42</b>	<b>.333</b>	<b>7-27</b>	<b>.259</b>	<b>10-14</b>	<b>.714</b>	<b>14</b>	<b>32</b>	<b>46</b>	<b>2.4</b>	<b>28</b>	<b>8</b>	<b>13</b>	<b>4</b>	<b>10</b>	<b>45</b>	<b>2.4</b>

## Player Averages

Games Played	Minutes/game	Points/game	FG Pct	3FG Pct	FT Pct	Rebounds/game	Assists/game	Turnovers/game	Assist/Turnover ratio	Steals/game	Blocks/game
19	10.6	2.4	33.3	25.9	71.4	2.4	0.4	0.7	0.6	0.5	0.2

## CAREER STATISTICS

### LAWSON, Kaydan

SEASON TEAM	GP-GS	MIN/AVG	Field Goals		3-Point		F-Throws		Rebounds				Scoring						
			FG-FGA	FG%	3FG-3FGA	3FG%	FT-FTA	FT%	OFF	DEF	TOT	AVG	PF-FO	A	TO	BLK	STL	PTS	AVG
2020-21 UVa	5-1	125/24.9	14-42	.333	3-9	.333	14-18	.778	6	10	16	3.2	14-0	11	19	4	7	45	9.0
2021-22 UVa	26-1	522/20.1	41-146	.281	9-59	.153	20-38	.526	35	79	114	4.4	66-3	43	46	10	21	111	4.3
2022-23 UVa	28-18	623/22.3	51-165	.309	24-88	.273	30-44	.682	38	89	127	4.5	73-2	39	50	15	30	156	5.6
2023-24 UVa	19-0	201/10.6	14-42	.333	7-27	.259	10-14	.714	14	32	46	2.4	28-0	8	13	4	10	45	2.4
<b>TOTAL</b>	<b>78-20</b>	<b>1471/18.9</b>	<b>120-395</b>	<b>.304</b>	<b>43-183</b>	<b>.235</b>	<b>74-114</b>	<b>.649</b>	<b>93</b>	<b>210</b>	<b>303</b>	<b>3.9</b>	<b>181-5</b>	<b>101</b>	<b>128</b>	<b>33</b>	<b>68</b>	<b>357</b>	<b>4.6</b>

### Single Game Highs

Statistic	Value	
Points	18	vs George Washington 11/07/22
Rebounds	15	vs Boston College 01/15/23
Assists	5	vs Syracuse 02/08/22, vs North Carolina 01/12/23
Steals	4	vs Duke 02/19/23
Blocks	2	6 times
FG Made	7	vs George Washington 11/07/22
FG Attempts	15	at Duke 01/23/22
3FG Made	4	vs George Washington 11/07/22
3FG Attempts	8	vs Duke 02/19/23
FT Made	5	vs East Carolina 11/29/20, vs Clemson 12/10/20, vs Campbell 11/23/22
FT Attempts	7	vs Campbell 11/23/22



# 20 Camryn Taylor

Fifth Year • Forward • 6-2  
Peoria, Ill. • Richwoods HS • Marquette

## 2023-24

- Registered a double-double with 11 points and 10 rebounds in UVA's 91-87 road win at then-No. 15 Florida State
- Recorded her 10th career double-double with 17 points and a career-high 15 rebounds against No. 3 NC State (12/31)
- Finished with 18 points and 13 rebounds in UVA's win over Rider (12/6)
- Her 13 rebounds against the Broncs also tied her career high
- Finished a career-best 10-for-10 at the free throw at La Salle (12/3)
- Recorded her 12th career 20-point game with 22 points in UVA's 76-52 win over UMES (11/8)
- Also made a career-high eight free throws on nine attempts against the Hawks

## 2022-23

- All-ACC Second Team
- Started all 30 games, leading the team in scoring (13.9 ppg) and rebounding (6.3 rpg)
- Finished 10th in the ACC in points per game
- Finished seventh in the ACC in field goal shooting percentage (45.9 percent) and 10th in field goal percentage (74.5 percent)
- Logged 21 games scoring in double figures, including with two 20-point performances and two double-doubles
- Team's leading scorer in 14 of 30 games with seven times being the top rebounder
- Scored in double figures in each of the first four games of the season and six of the first seven

## 2023-24 GAME-BY-GAME STATISTICS

### #20 TAYLOR, Camryn

Opponent	Date	GS	MIN	Total		3-Pointers		Free throws		Rebounds				PF	A	TO	BLK	STL	PTS	AVG
				FG-FGA	PCT	3FG-3FGA	PCT	FT-FTA	PCT	OFF	DEF	TOT	AVG							
UMES	11/08/2023	*	31:03	7-15	.467	0-3	.000	8-9	.889	7	2	9	9.0	3	1	5	0	1	22	22.0
Campbell	11/12/2023	*	27:45	5-12	.417	0-0	.000	6-6	1.000	1	2	3	6.0	3	0	2	4	2	16	19.0
William & Mary	11/15/2023	*	23:40	4-12	.333	0-0	.000	4-5	.800	3	4	7	6.3	3	1	2	2	1	12	16.7
Oklahoma	11/19/2023	*	24:07	6-12	.500	0-0	.000	5-5	1.000	5	1	6	6.3	4	1	2	1	2	17	16.8
vs Tulane	11/24/2023	*	17:10	4-6	.667	0-0	.000	0-0	.000	1	2	3	5.6	2	0	0	1	1	8	15.0
vs LSU	11/25/2023	*	20:50	1-9	.111	0-0	.000	2-2	1.000	2	2	4	5.3	3	0	1	2	1	4	13.2
Missouri	11/30/2023	*	39:12	10-19	.526	0-0	.000	6-7	.857	4	5	9	5.9	3	1	1	1	0	26	15.0
at La Salle	12/03/2023	*	21:35	0-5	.000	0-0	.000	10-10	1.000	2	3	5	5.8	4	2	0	0	1	10	14.4
Rider	12/06/2023	*	27:18	7-11	.636	0-0	.000	4-4	1.000	7	6	13	6.6	2	0	3	0	1	18	14.8
Wofford	12/16/2023	*	16:17	6-9	.667	0-0	.000	1-2	.500	3	1	4	6.3	3	0	1	0	0	13	14.6
Fordham	12/21/2023	*	26:13	4-9	.444	0-0	.000	2-3	.667	4	4	8	6.5	4	2	3	2	0	10	14.2
NC State	12/31/2023	*	31:02	7-16	.438	2-2	1.000	1-2	.500	4	11	15	7.2	4	1	3	0	0	17	14.4
at Georgia Tech	01/04/2024	*	32:29	7-12	.583	1-1	1.000	4-4	1.000	0	4	4	6.9	4	0	2	1	2	19	14.8
Duke	01/07/2024	*	21:57	5-10	.500	0-1	.000	7-9	.778	2	0	2	6.6	5	0	0	0	0	17	14.9
at NC State	01/11/2024	*	27:56	9-16	.563	2-2	1.000	2-4	.500	3	3	6	6.5	5	0	3	2	0	22	15.4
at North Carolina	01/14/2024	*	26:13	5-15	.333	2-3	.667	4-4	1.000	3	4	7	6.6	4	0	2	0	1	16	15.4
Notre Dame	01/18/2024	*	14:27	2-7	.286	0-2	.000	2-2	1.000	1	2	3	6.4	5	0	2	1	0	6	14.9
at Florida St.	01/21/2024	*	16:29	5-10	.500	1-1	1.000	0-0	.000	3	7	10	6.6	5	0	1	1	0	11	14.7
Pittsburgh	01/25/2024	*	08:50	1-5	.200	0-1	.000	2-2	1.000	1	0	1	6.3	0	0	0	1	0	4	14.1
<b>Totals</b>			<b>18 454:32</b>	<b>95-210</b>	<b>.452</b>	<b>8-16</b>	<b>.500</b>	<b>70-80</b>	<b>.875</b>	<b>56</b>	<b>63</b>	<b>119</b>	<b>6.3</b>	<b>66</b>	<b>9</b>	<b>33</b>	<b>19</b>	<b>13</b>	<b>268</b>	<b>14.1</b>

## Player Averages

Games Played	Minutes/game	Points/game	FG Pct	3FG Pct	FT Pct	Rebounds/game	Assists/game	Turnovers/game	Assist/Turnover ratio	Steals/game	Blocks/game
19	23.9	14.1	45.2	50.0	87.5	6.3	0.5	1.7	0.3	0.7	1.0

## CAREER STATISTICS

### TAYLOR, Camryn

SEASON	TEAM	GP-GS	MIN/AVG	Field Goals		3-Point		F-Throws		Rebounds				Scoring							
				FG-FGA	FG%	3FG-3FGA	3FG%	FT-FTA	FT%	OFF	DEF	TOT	AVG	PF-FO	A	TO	BLK	STL	PTS	AVG	
2019-20	Marq	31-0	506/16.3	114-214	.533	0-0	.000	59-94	.628	47	71	118	3.8	74-1	22	40	17	12	287	9.3	
2020-21	Marq	26-26	640/24.6	128-248	.516	0-3	.000	55-82	.671	74	105	179	6.9	85-3	44	53	10	15	311	12.0	
2021-22	UVa	12-12	326/27.2	60-149	.403	2-11	.182	32-43	.744	25	48	73	6.1	38-2	14	34	5	15	154	12.8	
2022-23	UVa	30-30	748/24.9	168-366	.459	3-18	.167	79-106	.745	75	110	185	6.2	105-6	21	71	23	34	418	13.9	
2023-24	UVa	19-18	455/23.9	95-210	.452	8-16	.500	70-80	.875	56	63	119	6.3	66-4	9	33	19	13	268	14.1	
<b>TOTAL FOR UVa</b>		<b>61-60</b>	<b>1529/25.1</b>	<b>323-725</b>	<b>.446</b>	<b>13-45</b>	<b>.289</b>	<b>181-229</b>	<b>.790</b>	<b>156</b>	<b>221</b>	<b>377</b>	<b>6.2</b>	<b>209-12</b>	<b>44</b>	<b>138</b>	<b>47</b>	<b>62</b>	<b>840</b>	<b>13.8</b>	
<b>TOTAL</b>			<b>118-86</b>	<b>2675/22.7</b>	<b>565-1187</b>	<b>.476</b>	<b>13-48</b>	<b>.271</b>	<b>295-405</b>	<b>.728</b>	<b>277</b>	<b>397</b>	<b>674</b>	<b>5.7</b>	<b>368-16</b>	<b>110</b>	<b>231</b>	<b>74</b>	<b>89</b>	<b>1438</b>	<b>12.2</b>

## Single Game Highs

Statistic	Value
Points	27 vs Milwaukee 12/02/20, at Creighton 02/01/21, at James Madison 11/09/21
Rebounds	15 vs NC State 12/31/23
Assists	5 at Butler 01/24/21
Steals	3 6 times
Blocks	4 vs Morgan St. 12/18/22, vs Campbell 11/12/23
FG Made	12 vs Milwaukee 12/02/20, at Creighton 02/01/21
FG Attempts	22 vs Minnesota 11/26/22
3FG Made	2 vs NC State 12/31/23, at NC State 01/11/24, at North Carolina 01/14/24
3FG Attempts	3 vs George Washington 11/07/22, vs UMES 11/08/23, at North Carolina 01/14/24
FT Made	10 at La Salle 12/03/23
FT Attempts	10 vs Seton Hall 01/12/20, at James Madison 11/09/21, at La Salle 12/03/23



# 21 Kymora Johnson

Freshman • Guard • 5-7  
Charlottesville, Va. • St. Anne's-Belfield

## 2023-24

- Scored a season-high 35 points on 14-of-20 shooting in UVA's 91-87 win at then-No. 15 Florida State (1/21)
- Her 35 points are second most by a freshman in program history
- Scored 26 points on 10-of-13 shooting, including 6-of-7 from 3-point range, in UVA's win over Fordham (12/21)
- Also had five rebounds and seven assists against the Rams
- Tied her season high of nine assists against Wofford (12/16)
- Scored 17 points after shooting 6-for-6 from the field and 4-for-5 at the charity stripe at La Salle (12/3)
- Dished out nine assists in 81-59 win over Tulane (11/24)
- Recorded back-to-back games with 15 points against Maryland Eastern Shore (11/8) and Campbell (11/12)

## Background

- McDonald's High School All-American
- Won the three-point shooting contest at the McDonald's All-American game
- Two-time Gatorade State Player of the Year (2022-23)
- Two-time Max Preps Virginia Player of the Year (2022-23)
- Five-star recruit ranked No. 24 in the espnW HoopGurlz recruiting rankings
- Three-time VISAA Division I All-State
- Helped lead the West Virginia Thunder AAU team to a Girls' Under Armour National Championship
- Averaged 23.9 points, 8.0 rebounds, 5.6 assists and 4.4 steals per game her senior season

## CAREER STATISTICS

### JOHNSON, Kymora

SEASON	TEAM	Field Goals			3-Point		F-Throws		Rebounds				Scoring								
		GP-GS	MIN	AVG	FG-FGA	FG%	3FG-3FGA	3FG%	FT-FTA	FT%	OFF	DEF	TOT	AVG	PF	FO	A	TO	BLK	STL	PTS
2023-24	UVA	23-23	682	29.6	128-309	.414	39-131	.298	45-55	.818	21	83	104	4.5	47-0	120	64	7	36	340	14.8
<b>TOTAL</b>		<b>23-23</b>	<b>682/29.6</b>	<b>128-309</b>	<b>.414</b>	<b>39-131</b>	<b>.298</b>	<b>45-55</b>	<b>.818</b>	<b>21</b>	<b>83</b>	<b>104</b>	<b>4.5</b>	<b>47-0</b>	<b>120</b>	<b>64</b>	<b>7</b>	<b>36</b>	<b>340</b>	<b>14.8</b>	

### Single Game Highs

Statistic	Value	
Points	35	at Florida St. 01/21/24
Rebounds	8	vs Duke 01/07/24, vs Notre Dame 01/18/24
Assists	9	vs Tulane 11/24/23, vs Wofford 12/16/23
Steals	4	vs Oklahoma 11/19/23
Blocks	2	vs Campbell 11/12/23
FG Made	14	at Florida St. 01/21/24
FG Attempts	21	vs NC State 12/31/23
3FG Made	6	vs Fordham 12/21/23
3FG Attempts	11	vs NC State 12/31/23
FT Made	5	at North Carolina 01/14/24, vs North Carolina 01/28/24
FT Attempts	6	at North Carolina 01/14/24, vs North Carolina 01/28/24

## 2023-24 GAME-BY-GAME STATISTICS

### #21 JOHNSON, Kymora

Opponent	Date	GS	MIN	Total		3-Pointers		Free throws		Rebounds				PF	A	TO	BLK	STL	PTS	AVG	
				FG-FGA	PCT	3FG-3FGA	PCT	FT-FTA	PCT	OFF	DEF	TOT	AVG								
UMES	11/08/2023	*	29:40	4-15	.267	3-10	.300	4-4	1.000	0	7	7	7.0	2	2	3	0	1	15	15.0	
Campbell	11/12/2023	*	26:45	7-14	.500	1-3	.333	0-1	.000	2	4	6	6.5	3	7	1	2	1	15	15.0	
William & Mary	11/15/2023	*	26:37	5-9	.556	1-5	.200	0-0	.000	0	3	3	5.3	1	3	1	1	0	11	13.7	
Oklahoma	11/19/2023	*	32:10	4-17	.235	0-7	.000	1-2	.500	0	2	2	4.5	2	6	1	0	4	9	12.5	
vs Tulane	11/24/2023	*	18:55	3-7	.429	3-6	.500	0-0	.000	0	1	1	3.8	2	9	6	1	3	6	11.8	
vs LSU	11/25/2023	*	21:36	4-13	.308	0-7	.000	0-0	.000	1	2	3	3.7	3	2	3	0	2	8	11.2	
Missouri	11/30/2023	*	33:26	4-13	.308	1-6	.167	0-2	.000	0	2	2	3.4	3	7	2	0	1	9	10.9	
at La Salle	12/03/2023	*	19:48	6-6	1.000	1-1	1.000	4-5	.800	0	1	1	3.1	1	4	3	0	3	17	11.6	
Rider	12/06/2023	*	25:39	3-9	.333	0-2	.000	1-1	1.000	3	4	7	3.6	1	4	0	0	1	7	11.1	
Wofford	12/16/2023	*	22:42	3-9	.333	0-5	.000	1-2	.500	0	1	1	3.3	1	9	2	1	1	7	10.7	
Fordham	12/21/2023	*	34:47	10-13	.769	6-7	.857	0-0	.000	0	5	5	3.5	0	7	1	0	2	26	12.1	
NC State	12/31/2023	*	33:16	4-21	.190	2-11	.182	1-2	.500	1	6	7	3.8	0	7	2	1	2	11	12.0	
at Georgia Tech	01/04/2024	*	28:24	3-14	.214	0-6	.000	0-0	.000	0	3	3	3.7	3	6	4	0	3	6	11.5	
Duke	01/07/2024	*	32:27	5-15	.333	0-3	.000	4-4	1.000	3	5	8	4.0	1	2	3	0	3	14	11.7	
at NC State	01/11/2024	*	33:05	6-19	.316	2-8	.250	0-0	.000	1	3	4	4.0	3	4	1	0	0	14	11.9	
at North Carolina	01/14/2024	*	27:48	3-9	.333	2-5	.400	5-6	.833	0	5	5	4.1	4	5	2	0	1	13	11.9	
Notre Dame	01/18/2024	*	32:57	6-14	.429	2-7	.286	2-2	1.000	2	6	8	4.3	3	7	6	0	1	16	12.2	
at Florida St.	01/21/2024	*	35:50	14-20	.700	3-7	.429	4-5	.800	2	5	7	4.4	1	6	4	0	0	35	13.4	
Pittsburgh	01/25/2024	*	31:49	6-14	.429	3-7	.429	2-2	1.000	3	4	7	4.6	3	4	6	1	2	17	13.6	
North Carolina	01/28/2024	*	29:21	8-12	.667	4-5	.800	5-6	.833	0	6	6	4.7	4	4	2	0	3	25	14.2	
at Virginia Tech	02/01/2024	*	35:43	7-20	.350	4-7	.571	4-4	1.000	1	2	3	4.6	2	3	3	0	0	22	14.6	
Clemson	02/04/2024	*	37:21	10-20	.500	1-5	.200	3-3	1.000	2	3	5	4.6	3	8	4	0	1	24	15.0	
at Boston College	02/08/2024	*	31:43	3-6	.500	0-1	.000	4-4	1.000	0	3	3	4.5	1	4	4	0	1	10	14.8	
<b>Totals</b>			<b>23</b>	<b>681:49</b>	<b>128-309</b>	<b>.414</b>	<b>39-131</b>	<b>.298</b>	<b>45-55</b>	<b>.818</b>	<b>21</b>	<b>83</b>	<b>104</b>	<b>4.5</b>	<b>47</b>	<b>120</b>	<b>64</b>	<b>7</b>	<b>36</b>	<b>340</b>	<b>14.8</b>

## Player Averages

Games	Minutes	Points	FG	Rebounds	Assists	Turnovers	Steals	Blocks
-------	---------	--------	----	----------	---------	-----------	--------	--------



# 23 Alexia Smith

Senior • Guard • 5-8

Columbus, Ohio. • Columbus Africentric Early College • Minnesota

## 2023-24

- Recorded her first career double-double with 10 points and a career-high 13 rebounds in 87-81 overtime win over Missouri (11/30)

## 2022-23

- All-ACC Academic Team
- Appeared in 29 games with 13 starts
- Averaged 5.6 points and 4.2 rebounds per game.
- 58 assists with a 1.41 assist-to-turnover ratio. Also had 35 steals
- Made her Cavalier debut against UMBC, grabbing a career-high nine rebounds (11/10)
- Made her first start of the season against Campbell (11/23)
- Led the team in scoring with 11 points at Duke (12/21)
- Scored 14 points in the ACC Tournament game against Wake Forest
- ACC Academic Honor Roll

## At Minnesota (2020-22)

- Played two seasons for the Golden Gophers (2020-22), appearing in 52 games with 13 starts
- Averaged 3.9 points, 2.3 rebounds and 1.6 assists per game
- Scored a career-high 14 points against UTSA (11/28), hitting on a career-high five field goals, and added two steals and four rebounds
- Tallied 10 assists off the bench at the Battle 4 Atlantis (11/20-11/22) including a career-high five off the bench vs. No. 2/2 UConn

## CAREER STATISTICS

SMITH, Alexia

SEASON	TEAM	GP-GS	MIN/AVG	Field Goals		3-Point		F-Throws		Rebounds				Scoring						
				FG-FGA	FG%	3FG-3FGA	3FG%	FT-FTA	FT%	OFF	DEF	TOT	AVG	PF-FO	A	TO	BLK	STL	PTS	AVG
2020-21	MINN	19-12	521/27.4	36-94	.383	6-20	.300	14-19	.737	17	34	51	2.7	28-0	31	26	0	13	92	4.8
2021-22	MINN	33-1	537/16.3	41-115	.357	4-16	.250	25-39	.641	21	45	66	2.0	22-0	54	42	4	15	111	3.4
2022-23	Uva	29-13	665/22.9	67-178	.376	9-32	.281	19-25	.760	30	91	121	4.2	22-0	58	41	5	35	162	5.6
2023-24	Uva	23-15	409/17.8	32-95	.337	3-17	.176	20-33	.606	23	74	97	4.2	18-0	45	25	3	18	87	3.8
<b>TOTAL FOR Uva</b>		<b>52-28</b>	<b>1074/20.7</b>	<b>99-273</b>	<b>.363</b>	<b>12-49</b>	<b>.245</b>	<b>39-58</b>	<b>.672</b>	<b>53</b>	<b>165</b>	<b>218</b>	<b>4.2</b>	<b>40-0</b>	<b>103</b>	<b>66</b>	<b>8</b>	<b>53</b>	<b>249</b>	<b>4.8</b>
<b>TOTAL</b>		<b>104-41</b>	<b>2132/20.5</b>	<b>176-482</b>	<b>.365</b>	<b>22-85</b>	<b>.259</b>	<b>78-116</b>	<b>.672</b>	<b>91</b>	<b>244</b>	<b>335</b>	<b>3.2</b>	<b>90-0</b>	<b>188</b>	<b>134</b>	<b>12</b>	<b>81</b>	<b>452</b>	<b>4.3</b>

## Single Game Highs

Statistic	Value	
Points	14	vs UTSA 11/28/21, vs Wake Forest 03/01/23
Rebounds	13	vs Missouri 11/30/23
Assists	6	at Miami (FL) 02/26/23, at NC State 01/11/24, vs North Carolina 01/28/24
Steals	3	5 times
Blocks	2	vs UMES 11/08/23
FG Made	6	vs Wake Forest 03/01/23
FG Attempts	11	vs Wake Forest 03/01/23
3FG Made	2	vs Indiana 12/23/20, at Penn St. 11/30/22
3FG Attempts	3	7 times
FT Made	7	vs North Carolina 01/28/24
FT Attempts	10	vs North Carolina 01/28/24

## 2023-24 GAME-BY-GAME STATISTICS

### #23 SMITH, Alexia

Opponent	Date	GS	MIN	Total		3-Pointers		Free throws		Rebounds				PF	A	TO	BLK	STL	PTS	AVG	
				FG-FGA	PCT	3FG-3FGA	PCT	FT-FTA	PCT	OFF	DEF	TOT	AVG								
UMES	11/08/2023	*	20:32	1-6	.167	0-2	.000	0-0	.000	4	3	7	7.0	2	2	0	2	2	2	2.0	
Campbell	11/12/2023	*	25:48	4-6	.667	1-2	.500	1-2	.500	2	4	6	6.5	1	1	0	0	2	10	6.0	
William & Mary	11/15/2023	*	21:49	0-6	.000	0-1	.000	3-4	.750	3	3	6	6.3	0	4	0	0	0	3	5.0	
Oklahoma	11/19/2023	*	18:57	1-4	.250	0-0	.000	0-0	.000	0	2	2	5.3	0	0	0	0	2	2	4.3	
vs Tulane	11/24/2023		17:35	4-5	.800	0-1	.000	2-2	1.000	0	3	3	4.8	0	0	0	0	3	10	5.4	
vs LSU	11/25/2023	*	26:04	2-6	.333	0-3	.000	1-3	.333	2	3	5	4.8	3	1	3	0	1	5	5.3	
Missouri	11/30/2023	*	35:19	5-10	.500	0-2	.000	0-0	.000	4	9	13	6.0	0	3	2	0	2	10	6.0	
at La Salle	12/03/2023	*	14:00	0-4	.000	0-0	.000	0-0	.000	0	1	1	5.4	0	1	1	0	0	0	5.3	
Rider	12/06/2023	*	18:25	5-8	.625	1-1	1.000	0-0	.000	1	1	2	5.0	0	1	1	0	1	11	5.9	
Wofford	12/16/2023	*	23:35	3-7	.429	1-1	1.000	0-0	.000	0	4	4	4.9	1	3	2	0	0	7	6.0	
Fordham	12/21/2023	*	23:40	1-1	1.000	0-0	.000	0-0	.000	0	5	5	4.9	0	1	3	0	2	2	5.6	
NC State	12/31/2023	*	15:31	1-2	.500	0-0	.000	0-0	.000	0	3	3	4.8	2	2	1	0	1	2	5.3	
at Georgia Tech	01/04/2024	*	10:53	0-2	.000	0-1	.000	0-2	.000	0	3	3	4.6	2	1	0	0	0	0	4.9	
Duke	01/07/2024		08:30	1-1	1.000	0-0	.000	0-0	.000	0	0	0	4.3	0	0	2	0	0	2	4.7	
at NC State	01/11/2024	*	17:57	1-5	.200	0-0	.000	0-0	.000	2	7	9	4.6	0	6	1	0	0	2	4.5	
at North Carolina	01/14/2024	*	16:23	2-7	.286	0-0	.000	0-0	.000	2	3	5	4.6	2	5	1	0	0	4	4.5	
Notre Dame	01/18/2024	*	07:42	0-0	.000	0-0	.000	0-0	.000	0	1	1	4.4	2	1	0	0	0	0	4.2	
at Florida St.	01/21/2024		15:02	0-3	.000	0-0	.000	0-0	.000	0	4	4	4.4	0	1	2	1	0	0	4.0	
Pittsburgh	01/25/2024		17:46	1-3	.333	0-1	.000	2-4	.500	1	7	8	4.6	0	2	1	0	1	4	4.0	
North Carolina	01/28/2024		20:34	0-6	.000	0-1	.000	7-10	.700	1	5	6	4.7	0	6	2	0	0	7	4.2	
at Virginia Tech	02/01/2024		22:30	0-1	.000	0-0	.000	2-4	.500	1	1	2	4.5	0	2	0	0	1	2	4.0	
Clemson	02/04/2024		08:32	0-2	.000	0-1	.000	0-0	.000	0	2	2	4.4	3	2	1	0	0	0	3.9	
at Boston College	02/08/2024		01:47	0-0	.000	0-0	.000	2-2	1.000	0	0	0	4.2	0	0	2	0	0	2	3.8	
<b>Totals</b>			<b>15</b>	<b>408:53</b>	<b>32-95</b>	<b>.337</b>	<b>3-17</b>	<b>.176</b>	<b>20-33</b>	<b>.606</b>	<b>23</b>	<b>74</b>	<b>97</b>	<b>4.2</b>	<b>18</b>	<b>45</b>	<b>25</b>	<b>3</b>	<b>18</b>	<b>87</b>	<b>3.8</b>

## Player Averages

Games Played	Minutes/game	Points/game	FG Pct	3FG Pct	FT Pct	Rebounds/game	Assists/game	Turnovers/game	Assist/Turnover ratio	Steals/game	Blocks/game
23	17.8	3.8	33.7	17.6	60.6	4.2	2.0	1.1	1.8	0.8	0.1





# 32 Cady Pauley

Sophomore • Guard • 5-11  
Milan, Mo. • Milan HS

## 2022-23

- Appeared in 24 games, averaging 3.5 points and 1.1 rebounds per game
- Of her 30 made field goals, 22 were threes
- Made her collegiate debut against George Washington, scoring three points in 10 minutes on the court
- Had her first double-digit scoring game against UNCW, with 11 points in 18 minutes on the court (12/4)
- Ranked No. 9 in the Sportscenter Top 10 for a pass in the Morgan State game (12/20)
- Hit four three-pointers for a career-high 12 points at Clemson, her second double-digit scoring game of the year (2/23)

## Background

- Her 3,074 career points at Milan High rank eighth all-time in Missouri girl's basketball history
- Ranked 10th nationally by MaxPreps in scoring her senior season, averaging 33 points per game. Also averaged 9.7 rebounds per game
- Two-time Kirksville Daily Express Basketball Player of the Year and KMZU Player of the Year
- Three-time Prep Hoops All-State and two-time Class 3 All-State
- Four-time unanimous All-Conference selection
- Four-time first-team All-District
- McDonald's All-America nominee

## CAREER STATISTICS

### PAULEY, Cady

SEASON TEAM	GP-GS	MIN/AVG	Field Goals		3-Point		F-Throws		Rebounds				Scoring						
			FG-FGA	FG%	3FG-3FGA	3FG%	FT-FTA	FT%	OFF	DEF	TOT	AVG	PF-FO	A	TO	BLK	STL	PTS	AVG
2022-23 UVa	24-0	250/10.4	30-101	.297	22-80	.275	2-3	.667	7	19	26	1.1	17-1	16	17	2	7	84	3.5
2023-24 UVa	16-0	121/7.6	15-54	.278	9-43	.209	5-6	.833	4	6	10	0.6	10-0	5	7	2	2	44	2.8
<b>TOTAL</b>	<b>40-0</b>	<b>372/9.3</b>	<b>45-155</b>	<b>.290</b>	<b>31-123</b>	<b>.252</b>	<b>7-9</b>	<b>.778</b>	<b>11</b>	<b>25</b>	<b>36</b>	<b>0.9</b>	<b>27-1</b>	<b>21</b>	<b>24</b>	<b>4</b>	<b>9</b>	<b>128</b>	<b>3.2</b>

### Single Game Highs

Statistic	Value	
Points	12	at Clemson 02/23/23, at Miami (FL) 02/26/23
Rebounds	5	vs Wake Forest 03/01/23
Assists	2	6 times
Steals	3	at Notre Dame 01/22/23
Blocks	1	4 times
FG Made	4	vs UNCW 12/04/22, at Clemson 02/23/23, at Miami (FL) 02/26/23
FG Attempts	12	at Clemson 02/23/23, at Miami (FL) 02/26/23
3FG Made	4	at Clemson 02/23/23, at Miami (FL) 02/26/23
3FG Attempts	12	at Clemson 02/23/23
FT Made	4	vs Rider 12/06/23
FT Attempts	4	vs Rider 12/06/23


## 2023-24 GAME-BY-GAME STATISTICS

### #32 PAULEY, Cady

Opponent	Date	GS	MIN	Total		3-Pointers		Free throws		Rebounds				PF	A	TO	BLK	STL	PTS	AVG	
				FG-FGA	PCT	3FG-3FGA	PCT	FT-FTA	PCT	OFF	DEF	TOT	AVG								
UMES	11/08/2023		08:52	0-5	.000	0-3	.000	0-0	.000	0	0	0	0.0	0	1	0	0	0	0	0.0	
Campbell	11/12/2023		04:49	0-2	.000	0-2	.000	0-0	.000	0	0	0	0.0	0	0	0	0	0	0	0.0	
William & Mary	11/15/2023		09:50	1-6	.167	0-4	.000	0-0	.000	3	1	4	1.3	1	0	0	1	1	2	0.7	
vs Tulane	11/24/2023		11:02	3-7	.429	2-6	.333	0-0	.000	0	1	1	1.3	2	1	0	0	1	8	2.5	
Missouri	11/30/2023		04:15	1-2	.500	1-2	.500	0-0	.000	0	0	0	1.0	1	0	1	0	0	3	2.6	
at La Salle	12/03/2023		11:39	2-6	.333	1-5	.200	0-0	.000	0	2	2	1.2	3	0	0	0	0	5	3.0	
Rider	12/06/2023		10:38	0-4	.000	0-4	.000	4-4	1.000	0	1	1	1.1	0	2	1	0	0	4	3.1	
Wofford	12/16/2023		07:42	1-3	.333	0-2	.000	0-0	.000	0	0	0	1.0	0	1	0	0	0	2	3.0	
Fordham	12/21/2023		08:36	2-3	.667	1-2	.500	1-2	.500	0	1	1	1.0	0	0	2	0	0	6	3.3	
at Georgia Tech	01/04/2024		02:59	0-0	.000	0-0	.000	0-0	.000	0	0	0	0.9	1	0	0	1	0	0	3.0	
Duke	01/07/2024		00:26	0-0	.000	0-0	.000	0-0	.000	0	0	0	0.8	0	0	0	0	0	0	2.7	
at NC State	01/11/2024		05:53	0-1	.000	0-1	.000	0-0	.000	0	0	0	0.8	0	0	0	0	0	0	2.5	
Notre Dame	01/18/2024		06:40	0-2	.000	0-2	.000	0-0	.000	0	0	0	0.7	0	0	0	0	0	0	2.3	
Pittsburgh	01/25/2024		06:23	2-5	.400	1-3	.333	0-0	.000	0	0	0	0.6	0	0	1	0	0	5	2.5	
North Carolina	01/28/2024		09:05	1-2	.500	1-2	.500	0-0	.000	0	0	0	0.6	1	0	0	0	0	3	2.5	
Clemson	02/04/2024		12:39	2-6	.333	2-5	.400	0-0	.000	1	0	1	0.6	1	0	2	0	0	6	2.8	
<b>Totals</b>			<b>0</b>	<b>121:28</b>	<b>15-54</b>	<b>.278</b>	<b>9-43</b>	<b>.209</b>	<b>5-6</b>	<b>.833</b>	<b>4</b>	<b>6</b>	<b>10</b>	<b>0.6</b>	<b>10</b>	<b>5</b>	<b>7</b>	<b>2</b>	<b>2</b>	<b>44</b>	<b>2.8</b>

### Player Averages

Games Played	Minutes/game	Points/game	FG Pct	3FG Pct	FT Pct	Rebounds/game	Assists/game	Turnovers/game	Assist/Turnover ratio	Steals/game	Blocks/game
16	7.6	2.8	27.8	20.9	83.3	0.6	0.3	0.4	0.7	0.1	0.1



# 33 Sam Brunelle

Graduate Student • Forward • 6-2

Ruckersville, Va • William Monroe HS • Notre Dame

## 2023-24

- Katrina McClain Award (nation's top power forward)  
Watch List selection
- Represents UVA on the ACC's Student-Athlete Advisory Committee (SAAC) Executive Board

## 2022-23

- Started 21 games for the Cavaliers before having her season cut short by an injury, scoring in double figures in 14 of those games
- Averaged 11.0 points per game
- Shot 40.0 percent from three-point range (34-of-85) and 91.2 percent from the free throw line (31-of-34)
- Scored the 1,000th point of her collegiate career on Jan. 15 on a three-pointer with 1:42 remaining in the third quarter of the Boston College game. She scored 797 of her points at Notre Dame
- Coach's Award of Excellence winner at the Hoos Choice Awards
- Opened her UVA career with back-to-back double-digit scoring performances including scoring a team-high 21 points against UMBC. It was the eighth 20-point game of her career
- Went 3-of-3 from three-point range in the fourth quarter against Minnesota, tallying 17 points total (11/26)
- Scored 15 points to lead the team in the win against ECU, giving her an average of 16.0 point per game in the two games of the Cavalier Classic (11/27)

## CAREER STATISTICS

BRUNELLE, Sam

SEASON	TEAM	GP-GS	MIN/AVG	Field Goals		3-Point		F-Throws		Rebounds				Scoring						
				FG-FGA	FG%	3FG-3FGA	3FG%	FT-FTA	FT%	OFF	DEF	TOT	AVG	PF-FO	A	TO	BLK	STL	PTS	AVG
2019-20	ND	31-31	1050/33.9	162-408	.397	58-184	.315	50-67	.746	38	142	180	5.8	65-1	51	92	30	26	432	13.9
2020-21	ND	17-0	388/22.8	61-126	.484	23-60	.383	3-4	.750	12	52	64	3.8	43-2	27	36	8	6	148	8.7
2021-22	ND	32-0	528/16.5	90-200	.450	28-91	.308	9-14	.643	14	65	79	2.5	41-0	37	34	20	15	217	6.8
2022-23	UVa	21-21	563/26.8	83-180	.461	34-85	.400	31-34	.912	31	53	84	4.0	47-1	39	30	15	9	231	11.0
2023-24	UVa	21-12	405/19.3	47-128	.367	32-88	.364	12-15	.800	17	49	66	3.1	30-0	14	20	16	10	138	6.6
<b>TOTAL FOR UVa</b>		<b>42-33</b>	<b>968/23.0</b>	<b>130-308</b>	<b>.422</b>	<b>66-173</b>	<b>.382</b>	<b>43-49</b>	<b>.878</b>	<b>48</b>	<b>102</b>	<b>150</b>	<b>3.6</b>	<b>77-1</b>	<b>53</b>	<b>50</b>	<b>31</b>	<b>19</b>	<b>369</b>	<b>8.8</b>
<b>TOTAL</b>		<b>122-64</b>	<b>2934/24.1</b>	<b>443-1042</b>	<b>.425</b>	<b>175-508</b>	<b>.344</b>	<b>105-134</b>	<b>.784</b>	<b>112</b>	<b>361</b>	<b>473</b>	<b>3.9</b>	<b>226-4</b>	<b>168</b>	<b>212</b>	<b>89</b>	<b>66</b>	<b>1166</b>	<b>9.6</b>

## Single Game Highs

Statistic	Value	
Points	31	vs DePaul 12/11/19
Rebounds	13	vs Toledo 11/20/19
Assists	5	at Louisville 02/07/21, at Syracuse 01/31/21, vs Virginia Tech 01/29/23
Steals	4	at Boston College 02/13/20, at Wake Forest 01/13/22
Blocks	5	vs Florida St. 01/19/23
FG Made	13	vs DePaul 12/11/19
FG Attempts	20	at Duke 01/16/20
3FG Made	7	at Florida St. 03/01/20
3FG Attempts	12	at Virginia 01/26/20
FT Made	7	at Duke 12/21/22
FT Attempts	10	vs Toledo 11/20/19

## 2023-24 GAME-BY-GAME STATISTICS

### #33 BRUNELLE, Sam

Opponent	Date	GS	MIN	Total		3-Pointers		Free throws		Rebounds				PF A TO BLK STL PTS AVG						
				FG-FGA	PCT	3FG-3FGA	PCT	FT-FTA	PCT	OFF	DEF	TOT	AVG	PF	A	TO	BLK	STL	PTS	AVG
William & Mary	11/15/2023		13:22	4-6	.667	2-4	.500	2-3	.667	1	3	4	4.0	1	0	1	0	0	12	12.0
Oklahoma	11/19/2023		23:02	3-9	.333	0-2	.000	0-0	.000	3	3	6	5.0	1	2	1	0	0	6	9.0
vs Tulane	11/24/2023		19:35	4-7	.571	4-5	.800	0-0	.000	0	4	4	4.7	1	1	2	1	1	12	10.0
vs LSU	11/25/2023	*	31:57	5-11	.455	5-11	.455	0-0	.000	0	3	3	4.3	4	0	0	3	0	15	11.3
Missouri	11/30/2023	*	11:32	1-5	.200	1-4	.250	0-0	.000	0	1	1	3.6	0	0	0	1	0	3	9.6
at La Salle	12/03/2023	*	22:23	4-11	.364	2-6	.333	0-0	.000	2	1	3	3.5	0	0	0	0	0	10	9.7
Rider	12/06/2023	*	23:07	2-11	.182	2-8	.250	1-2	.500	3	1	4	3.6	2	1	0	0	1	7	9.3
Wofford	12/16/2023	*	11:29	0-1	.000	0-0	.000	0-0	.000	1	2	3	3.5	0	0	1	1	3	0	8.1
Fordham	12/21/2023	*	15:24	1-3	.333	1-3	.333	0-0	.000	0	3	3	3.4	0	1	2	0	0	3	7.6
NC State	12/31/2023		22:24	1-7	.143	0-6	.000	4-5	.800	1	1	2	3.3	2	0	0	2	0	6	7.4
at Georgia Tech	01/04/2024		14:15	0-3	.000	0-2	.000	0-0	.000	0	1	1	3.1	1	0	1	0	0	0	6.7
Duke	01/07/2024		24:46	2-3	.667	1-1	1.000	3-3	1.000	0	4	4	3.2	3	0	1	3	0	8	6.8
at NC State	01/11/2024	*	18:45	1-5	.200	0-2	.000	0-0	.000	2	2	4	3.2	4	0	5	0	0	2	6.5
at North Carolina	01/14/2024	*	13:52	1-5	.200	1-4	.250	0-0	.000	0	1	1	3.1	2	0	1	0	1	3	6.2
Notre Dame	01/18/2024		15:09	0-2	.000	0-2	.000	0-0	.000	0	0	0	2.9	1	0	1	0	0	0	5.8
at Florida St.	01/21/2024		03:57	0-1	.000	0-0	.000	0-0	.000	0	1	1	2.8	1	0	0	0	0	0	5.4
Pittsburgh	01/25/2024		07:16	1-3	.333	1-2	.500	0-0	.000	0	0	0	2.6	1	0	0	0	0	3	5.3
North Carolina	01/28/2024	*	30:18	5-9	.556	4-5	.800	0-0	.000	1	6	7	2.8	2	2	1	0	2	14	5.8
at Virginia Tech	02/01/2024	*	20:57	0-5	.000	0-5	.000	0-0	.000	0	4	4	2.9	0	0	0	0	1	0	5.5
Clemson	02/04/2024	*	37:24	9-15	.600	6-11	.545	0-0	.000	1	2	3	2.9	1	4	1	4	1	24	6.4
at Boston College	02/08/2024	*	24:06	3-6	.500	2-5	.400	2-2	1.000	2	6	8	3.1	3	3	2	1	0	10	6.6
<b>Totals</b>		<b>12</b>	<b>405:00</b>	<b>47-128</b>	<b>.367</b>	<b>32-88</b>	<b>.364</b>	<b>12-15</b>	<b>.800</b>	<b>17</b>	<b>49</b>	<b>66</b>	<b>3.1</b>	<b>30</b>	<b>14</b>	<b>20</b>	<b>16</b>	<b>10</b>	<b>138</b>	<b>6.6</b>

## Player Averages

Games Played	Minutes/game	Points/game	FG Pct	3FG Pct	FT Pct	Rebounds/game	Assists/game	Turnovers/game	Assist/Turnover ratio	Steals/game	Blocks/game
21	19.3	6.6	36.7	36.4	80.0	3.1	0.7	1.0	0.7	0.5	0.8



# 34 London Clarkson

Graduate Student • Forward • 6-2

Pflugerville, Texas • Pflugerville HS • Florida State

## 2023-24

- Recorded a career-high four blocked shots at Georgia Tech (1/4)
- Tied for a career-high three assists at La Salle (12/3)
- Scored a season-high 17 points in 87-81 overtime win over Missouri (11/30)

## 2022-23

- All-ACC Academic Team
- Presented the "Teammate of the Year" award for women's basketball at the 2023 Hoos Choice Awards
- Appeared in 29 games with two starts
- Averaged 6.9 points and 3.6 rebounds per game
- Recorded 21 blocked shots and 16 steals
- Scored a career-high 18 points against Boston College (1/15), going 14-of-14 from the free throw line. She set the program's single-game record for free throw efficiency, eclipsing the Ariana Moorer's 2012 record of 13-of-13
- Back-to-back 15-point games at Syracuse (1/6) and at home against Virginia Tech (1/5)
- Came off the bench to score a career-high 23 points at North Carolina (2/2)
- Made her first start of the season at Pittsburgh, grabbing a career-high 10 rebounds (2/5)

## CAREER STATISTICS

### CLARKSON, London

SEASON	TEAM	GP-GS	MIN/AVG	Field Goals		3-Point		F-Throws		Rebounds				Scoring						
				FG-FGA	FG%	3FG-3FGA	3FG%	FT-FTA	FT%	OFF	DEF	TOT	AVG	PF-FO	A	TO	BLK	STL	PTS	AVG
2019-20	FSU	25-0	187/7.5	7-16	.438	0-0	.000	16-23	.696	15	21	36	1.4	22-0	9	9	3	3	30	1.2
2021-22	UVa	27-20	643/23.8	50-108	.463	0-2	.000	41-73	.562	39	65	104	3.9	93-8	24	68	15	24	141	5.2
2022-23	UVa	29-2	568/19.6	75-131	.573	0-1	.000	50-75	.667	49	55	104	3.6	80-3	19	53	21	16	200	6.9
2023-24	UVa	20-14	443/22.2	44-94	.468	0-0	.000	52-73	.712	38	49	87	4.4	65-2	14	25	14	17	140	7.0
<b>TOTAL FOR UVa</b>		<b>76-36</b>	<b>1655/21.8</b>	<b>169-333</b>	<b>.508</b>	<b>0-3</b>	<b>.000</b>	<b>143-221</b>	<b>.647</b>	<b>126</b>	<b>169</b>	<b>295</b>	<b>3.9</b>	<b>238-13</b>	<b>57</b>	<b>146</b>	<b>50</b>	<b>57</b>	<b>481</b>	<b>6.3</b>
<b>TOTAL</b>		<b>101-36</b>	<b>1842/18.2</b>	<b>176-349</b>	<b>.504</b>	<b>0-3</b>	<b>.000</b>	<b>159-244</b>	<b>.652</b>	<b>141</b>	<b>190</b>	<b>331</b>	<b>3.3</b>	<b>260-13</b>	<b>66</b>	<b>155</b>	<b>53</b>	<b>60</b>	<b>511</b>	<b>5.1</b>

### Single Game Highs

Statistic	Value	
Points	23	at North Carolina 02/02/23
Rebounds	10	at Pittsburgh 02/05/23
Assists	3	4 times
Steals	4	vs Pittsburgh 02/20/22
Blocks	4	at Georgia Tech 01/04/24
FG Made	8	at North Carolina 02/02/23
FG Attempts	15	vs Virginia Tech 01/29/23
3FG Attempts	1	vs Virginia Tech 01/27/22, vs American 12/07/21, at Pittsburgh 02/05/23
FT Made	14	vs Boston College 01/15/23
FT Attempts	14	vs Boston College 01/15/23

## 2023-24 GAME-BY-GAME STATISTICS

### #34 CLARKSON, London

Opponent	Date	GS	MIN	Total		3-Pointers		Free throws		Rebounds				PF	A	TO	BLK	STL	PTS	AVG	
				FG-FGA	PCT	3FG-3FGA	PCT	FT-FTA	PCT	OFF	DEF	TOT	AVG								
Campbell	11/12/2023	*	28:43	3-7	.429	0-0	.000	6-6	1.000	1	2	3	3.0	2	2	1	0	2	12	12.0	
William & Mary	11/15/2023	*	19:45	2-4	.500	0-0	.000	2-2	1.000	1	3	4	3.5	4	0	1	2	1	6	9.0	
Oklahoma	11/19/2023	*	19:34	4-8	.500	0-0	.000	5-6	.833	4	0	4	3.7	4	0	1	0	3	13	10.3	
vs Tulane	11/24/2023	*	15:46	0-4	.000	0-0	.000	1-2	.500	3	1	4	3.8	1	1	0	1	3	1	8.0	
vs LSU	11/25/2023		19:05	1-2	.500	0-0	.000	2-2	1.000	3	0	3	3.6	4	1	1	0	0	4	7.2	
Missouri	11/30/2023		31:36	5-6	.833	0-0	.000	7-8	.875	4	3	7	4.2	2	1	0	0	1	17	8.8	
at La Salle	12/03/2023		19:46	4-6	.667	0-0	.000	3-4	.750	4	3	7	4.6	4	3	2	0	1	11	9.1	
Wofford	12/16/2023	*	32:45	2-4	.500	0-0	.000	3-4	.750	4	5	9	5.1	2	1	1	1	0	7	8.9	
Fordham	12/21/2023		26:02	3-4	.750	0-0	.000	3-4	.750	1	1	2	4.8	1	0	1	2	1	9	8.9	
NC State	12/31/2023	*	15:46	1-4	.250	0-0	.000	1-2	.500	0	1	1	4.4	4	0	1	1	0	3	8.3	
at Georgia Tech	01/04/2024	*	24:17	4-5	.800	0-0	.000	3-7	.429	2	4	6	4.5	5	0	2	4	2	11	8.5	
Duke	01/07/2024	*	17:50	0-3	.000	0-0	.000	3-4	.750	3	1	4	4.5	4	0	1	0	0	3	8.1	
at NC State	01/11/2024		09:05	0-2	.000	0-0	.000	0-0	.000	1	2	3	4.4	2	0	1	0	0	0	7.5	
at North Carolina	01/14/2024		31:33	4-7	.571	0-0	.000	2-4	.500	1	6	7	4.6	4	0	0	0	1	10	7.6	
Notre Dame	01/18/2024	*	18:03	2-4	.500	0-0	.000	1-2	.500	2	3	5	4.6	5	0	4	1	0	5	7.5	
at Florida St.	01/21/2024	*	28:11	4-9	.444	0-0	.000	2-5	.400	3	3	6	4.7	4	3	2	1	2	10	7.6	
Pittsburgh	01/25/2024	*	29:21	0-4	.000	0-0	.000	3-4	.750	1	6	7	4.8	3	2	2	1	0	3	7.4	
North Carolina	01/28/2024	*	21:50	3-5	.600	0-0	.000	4-5	.800	0	2	2	4.7	4	0	3	0	0	10	7.5	
at Virginia Tech	02/01/2024	*	20:01	1-2	.500	0-0	.000	1-2	.500	0	1	1	4.5	3	0	1	0	0	3	7.3	
Clemson	02/04/2024	*	14:30	1-4	.250	0-0	.000	0-0	.000	0	2	2	4.4	3	0	0	0	0	2	7.0	
<b>Totals</b>			<b>14</b>	<b>443:29</b>	<b>44-94</b>	<b>.468</b>	<b>0-0</b>	<b>.000</b>	<b>52-73</b>	<b>.712</b>	<b>38</b>	<b>49</b>	<b>87</b>	<b>4.4</b>	<b>65</b>	<b>14</b>	<b>25</b>	<b>14</b>	<b>17</b>	<b>140</b>	<b>7.0</b>

### Player Averages

Games Played	Minutes/game	Points/game	FG Pct	3FG Pct	FT Pct	Rebounds/game	Assists/game	Turnovers/game	Assist/Turnover ratio	Steals/game	Blocks/game
20	22.2	7.0	46.8	0.0	71.2	4.4	0.7	1.3	0.6	0.9	0.7



# 41 Taylor Lauterbach

Graduate Student • Center • 6-7  
Appleton, Wisc • Appleton West HS • K-State

## 2023-24

- Made one 3-pointer and recorded four rebounds and three blocks against No. 3 NC State (12/31)

## 2020-23 AT K-STATE

- Played in 2022 Red Bull USA Basketball 3X Nationals
- Two-time Big 12 Commissioner's Honor Roll
- 2022 and 2023 Academic All-Big 12 First Team
- Appeared in 75 games with five starts her junior seasons

## BACKGROUND

- 2020 and 13th among post players
- Ranked as the 13th center in the nation by ESPNW Hoopgurlz for the Class of 2020
- 2020 McDonald's All-American Game nominee
- 2020 Wisconsin Basketball Coaches Association (WBCA) D1 All-State Honorable Mention
- 2020 All-Fox Valley Association First Team after twice being named to the second team

## CAREER STATISTICS

### LAUTERBACH, Taylor

SEASON	TEAM	GP-GS		MIN/AVG		Field Goals		3-Point		F-Throws		Rebounds				Scoring									
		GP	GS	MIN	AVG	FG-FGA	FG%	3FG-3FGA	3FG%	FT-FTA	FT%	OFF	DEF	TOT	AVG	PF-FO	A	TO	BLK	STL	PTS	AVG			
2020-21	KState	24	0	222	9.2	19	44	.432	1	6	.167	7	20	21	40	61	2.5	25	0	7	18	17	0	46	1.9
2021-22	KState	31	0	244	7.9	17	55	.309	0	4	.000	10	12	10	42	52	1.7	32	0	3	15	13	2	44	1.4
2022-23	KState	20	5	144	7.2	9	29	.310	1	1	1.000	6	6	8	25	33	1.7	28	0	3	11	12	3	25	1.3
2023-24	UVa	17	0	114	6.7	5	22	.227	2	7	.286	7	10	10	24	34	2.0	20	0	2	11	7	2	19	1.1
<b>TOTAL FOR UVa</b>		<b>17</b>	<b>0</b>	<b>114</b>	<b>6.7</b>	<b>5</b>	<b>22</b>	<b>.227</b>	<b>2</b>	<b>7</b>	<b>.286</b>	<b>7</b>	<b>10</b>	<b>10</b>	<b>24</b>	<b>34</b>	<b>2.0</b>	<b>20</b>	<b>0</b>	<b>2</b>	<b>11</b>	<b>7</b>	<b>2</b>	<b>19</b>	<b>1.1</b>
<b>TOTAL</b>		<b>92</b>	<b>5</b>	<b>724</b>	<b>7.9</b>	<b>50</b>	<b>150</b>	<b>.333</b>	<b>4</b>	<b>18</b>	<b>.222</b>	<b>30</b>	<b>48</b>	<b>49</b>	<b>131</b>	<b>180</b>	<b>2.0</b>	<b>105</b>	<b>0</b>	<b>15</b>	<b>55</b>	<b>49</b>	<b>7</b>	<b>134</b>	<b>1.5</b>

### Single Game Highs

Statistic	Value	
Points	10	vs Western Ky. 11/14/21
Rebounds	16	vs Idaho St. 12/08/20
Assists	3	vs Idaho St. 12/08/20
Steals	2	vs Rider 12/06/23
Blocks	6	at Central Ark. 12/05/20
FG Made	4	vs Western Ky. 11/14/21
FG Attempts	9	vs Idaho St. 12/08/20
3FG Made	1	4 times
3FG Attempts	3	vs NC State 12/31/23
FT Made	3	at Central Ark. 12/05/20
FT Attempts	8	at Central Ark. 12/05/20

## 2023-24 GAME-BY-GAME STATISTICS

### #41 LAUTERBACH, Taylor

Opponent	Date	GS	MIN	Total		3-Pointers		Free throws		Rebounds				PF			PTS		AVG			
				FG-FGA	PCT	3FG-3FGA	PCT	FT-FTA	PCT	OFF	DEF	TOT	AVG	A	TO	BLK	STL	PTS				
UMES	11/08/2023		09:33	0-0	.000	0-0	.000	1-2	.500	1	3	4	4.0	1	0	3	0	0	1	1.0		
Campbell	11/12/2023		06:09	0-0	.000	0-0	.000	0-0	.000	0	1	1	2.5	3	0	1	0	0	0	0.5		
William & Mary	11/15/2023		08:53	1-3	.333	0-1	.000	0-0	.000	1	4	5	3.3	1	0	1	1	0	2	1.0		
vs Tulane	11/24/2023		04:08	0-2	.000	0-0	.000	0-0	.000	0	2	2	3.0	1	0	0	0	0	0	0.8		
at La Salle	12/03/2023		09:10	0-1	.000	0-0	.000	2-2	1.000	0	2	2	2.8	1	1	0	2	0	2	1.0		
Rider	12/06/2023		07:21	1-1	1.000	0-0	.000	0-0	.000	1	1	2	2.7	2	0	1	0	2	2	1.2		
Wofford	12/16/2023		07:51	0-2	.000	0-2	.000	0-0	.000	2	1	3	2.7	1	0	1	0	0	0	1.0		
NC State	12/31/2023		10:48	1-5	.200	1-3	.333	0-0	.000	0	4	4	2.9	2	0	0	3	0	3	1.3		
Duke	01/07/2024		04:29	0-1	.000	0-0	.000	0-0	.000	1	0	1	2.7	2	0	0	0	0	0	1.1		
at NC State	01/11/2024		13:45	0-3	.000	0-0	.000	0-0	.000	1	1	2	2.6	0	0	0	0	0	0	1.0		
at North Carolina	01/14/2024		03:32	1-1	1.000	0-0	.000	1-2	.500	0	0	0	2.4	0	0	0	0	0	0	1.2		
Notre Dame	01/18/2024		10:00	1-2	.500	1-1	1.000	2-2	1.000	0	2	2	2.3	3	0	3	1	0	5	1.5		
at Florida St.	01/21/2024		04:38	0-0	.000	0-0	.000	0-0	.000	0	1	1	2.2	0	0	0	0	0	0	1.4		
Pittsburgh	01/25/2024		05:48	0-0	.000	0-0	.000	0-0	.000	1	1	2	2.2	3	1	1	0	0	0	1.3		
North Carolina	01/28/2024		05:05	0-1	.000	0-0	.000	1-2	.500	2	1	3	2.3	0	0	0	0	0	1	1.3		
at Virginia Tech	02/01/2024		02:49	0-0	.000	0-0	.000	0-0	.000	0	0	0	2.1	0	0	0	0	0	0	1.2		
at Boston College	02/08/2024		00:02	0-0	.000	0-0	.000	0-0	.000	0	0	0	2.0	0	0	0	0	0	0	1.1		
<b>Totals</b>		<b>0</b>	<b>113:59</b>	<b>5</b>	<b>.227</b>	<b>2</b>	<b>7</b>	<b>.286</b>	<b>7</b>	<b>10</b>	<b>.700</b>	<b>10</b>	<b>24</b>	<b>34</b>	<b>2.0</b>	<b>20</b>	<b>2</b>	<b>11</b>	<b>7</b>	<b>2</b>	<b>19</b>	<b>1.1</b>

### Player Averages


Games Played	Minutes/game	Points/game	FG Pct	3FG Pct	FT Pct	Rebounds/game	Assists/game	Turnovers/game	Assist/Turnover ratio	Steals/game	Blocks/game
17	6.7	1.1	22.7	28.6	70.0	2.0	0.1	0.6	0.2	0.1	0.4



# 2023-24 BROADCAST SHEET



**#0 OLIVIA MCGHEE**  
6-2 Guard  
Mineral, Va.



**#1 PARIS CLARK**  
5-8 Guard  
The Bronx, N.Y.



**#4 JILLIAN BROWN**  
5-10 Guard  
Grand Rapids, Mich.




**#5 YONTA VAUGHN**  
5-8 Guard  
District Heights, Md.




**#10 MIR MCLEAN**  
5-11 Guard/Forward  
Baltimore, Md.




**#12 EDESSA NOYAN**  
6-3 Forward  
Södertälje, Sweden



**#14 KAYDAN LAWSON**  
6-0 Guard  
Cleveland, Ohio



**#20 CAMRYN TAYLOR**  
6-2 Forward  
Peoria, Ill.



**#21 KYMORA JOHNSON**  
5-7 Guard  
Charlottesville, Va.



**#23 ALEXIA SMITH**  
5-8 Guard  
Columbus, Ohio



**#32 CADY PAULEY**  
5-11 Guard  
Milan, Mo.



**#33 SAM BRUNELLE**  
6-2 Forward  
Ruckersville, Va.



**#34 LONDON CLARKSON**  
6-2 Forward  
Pflugerville, Texas



**#41 TAYLOR LAUTERBACH**  
6-7 Center  
Appleton, Wisc.



**Amaka Agugua-Hamilton**  
Head Coach  
2nd Season




**CJ Jones**  
Assistant Coach  
2nd Season



**Tori Jankoska**  
Assistant Coach  
2nd Season



**Alysiah Bond**  
Assistant Coach  
2nd Season



**Janko Popovic**  
Assistant Coach  
2nd Season