

# VIRGINIA

## 2023-24 WOMEN'S BASKETBALL GAME NOTES

### GAME INFORMATION

**Tipoff:** Sun, Feb. 18, 2024 · 2 p.m.  
**Site:** Charlottesville, Va. / John Paul Jones Arena  
**Watch:** ACC Network  
 - Jay Alter (pbp) & Kelly Gramlich (analyst)  
**Radio:** 98.9-FM/1070-AM WINA  
 - Adam Hawes & Myron Ripley  
**Live Stats:** VirginiaSports.com  
**Twitter:** @UVAWomensHoops  
**Virginia vs. Syracuse:** 5-10  
**Charlottesville:** 4-2  
**Syracuse:** 1-5      **Neutral:** 0-3  
**First Meeting:** Dec. 29, 1985 · W, 85-61 @SU  
**Last Meeting:** Jan. 26, 2023 · L, 72-90 @SU  
**Winning Streak:** 3 games by Syracuse

### 2023-24 SCHEDULE/RESULTS

**Overall: 12-12 ACC: 4-9**  
**Home: 7-7 Away: 4-4 Neutral: 1-1**

Date	Opponent	TV	Time/Result
Wed, Nov. 8	UMES	ACCNX	W, 76-52
Sun, Nov. 12	Campbell	ACCNX	W, 74-49
Wed, Nov. 15	William & Mary	ACCNX	W, 80-51
Sun, Nov. 19	#25 Oklahoma	ACCN	L, 67-82
Fri, Nov. 24	# vs. Tulane	Flo (\$)	W, 81-59
Sat, Nov. 25	# vs. #7 LSU	Flo (\$)	L, 73-76
Thu, Nov. 30	\$ Missouri	ACCN	W (OT), 87-81
Sun, Dec. 3	at La Salle	ESPN+	W, 94-73
Wed, Dec. 6	Rider	ACCNX	W, 78-51
Sat, Dec. 16	Wofford	ACCNX	L, 70-71
Thu, Dec. 21	Fordham	ACCNX	W, 82-56
Sun, Dec. 31	* #3 NC State	ACCN	L, 61-72
Thu, Jan. 4	* at Georgia Tech	ACCNX	L, 60-63
Sun, Jan. 7	* Duke	The CW	L, 56-60
Thu, Jan. 11	* at #6 NC State	ACCNX	L, 66-93
Sun, Jan. 14	* at #20 North Carolina	ACCN	L, 68-81
Thu, Jan. 18	* #19 Notre Dame	ACCNX	L, 76-86
Sun, Jan. 21	* at #15 Florida State	ACCNX	W, 91-87
Thu, Jan. 25	* Pittsburgh	ACCNX	L, 52-56
Sun, Jan. 28	* #20 North Carolina	The CW	W, 81-66
Thu, Feb. 1	* at #17 Virginia Tech	ACCN	L, 63-76
Sun, Feb. 4	* Clemson	ACCN	L, 69-75
Thu, Feb. 8	* at Boston College	ACCN	W, 73-66
Sun, Feb. 11	* at Wake Forest	ACCNX	W, 87-79
Sun, Feb. 18	* #19 Syracuse	ACCN	2 p.m.
Thu, Feb. 22	* Miami	ACCNX	7 p.m.
Sun, Feb. 25	* at Louisville	The CW	12 p.m.
Thu, Feb. 29	* at Duke	ACCNX	7 p.m.
Sun, March 3	* Virginia Tech	ACCN	6 p.m.
March 6-10	ACC Tournament	ACCN/ESPN/ESPN2	

**Bold** - Home games

All times are Eastern

\* - ACC regular-season game

# - Cayman Islands Classic (George Town, Grand Cayman)

\$ - ACC/SEC Challenge

% - ACC Tournament (Greensboro, N.C.)



VS.



### VIRGINIA CAVALIERS (12-12, 4-9 ACC)

Head Coach: Amaka Agugua-Hamilton (Hofstra '05, VCU '07)  
 At UVA: 27-27 (2nd season), Career: 101-42 (5th season)

### #19 SYRACUSE ORANGE (21-4, 11-3 ACC)

Head Coach: Felisha Legette-Jack (Syracuse '89)  
 At SU: 41-17 (2nd season); Career: 384-296 (22nd season)

#### FOR OPENERS

- With no midweek game this past week, Virginia is in search of its third consecutive win, coming off back-to-back road victories over Boston College and Wake Forest.
- Prior to Sunday's win over the Demon Deacons, UVA had not won back-to-back ACC road games since the 2017-18 season.
- Kymora Johnson** is averaging 22.3 points per game in the Cavaliers' last seven outings and has led UVA in scoring in seven of its last eight games.
- No. 19 Syracuse (21-4, 11-3 ACC) enters Sunday's contest in second place in the ACC, just one game behind Virginia Tech.
- Syracuse's Dyaisha Fair (21.3 ppg) is currently third in scoring among all ACC players and was named to the Naismith Trophy Women's Player of the Year Midseason Team earlier this season.

#### A WIN FOR THE CAVALIERS WOULD...

- Give Virginia its third consecutive victory in ACC play for the first time since the 2019-20 season.
- Give the Cavaliers their third win over a ranked opponent this season, a first since the 2008-09 season.
- Surpass last year's ACC win total (4).

#### SERIES HISTORY

- Syracuse leads the all-time series, which began in 1985, 10-5.
- However, the Cavaliers lead 3-2 among games played in Charlottesville.
- The Orange are currently riding a three-game win streak in the series.
- Syracuse is 7-2 against UVA in ACC regular-season games since the Orange joined the league in 2013-14.

#### LAST MEETING BETWEEN THE HOOS & SYRACUSE

- Syracuse won last year's meeting between the two teams, 90-72, at the JMA Wireless Dome Jan. 26, 2023.
- Cuse's Dyaisha Fair scored season-high 36 points including a career-best eight 3-pointers.
- As a team, Syracuse made 12 3-pointers.
- Despite missing much of the third quarter in foul trouble, **Camryn Taylor** led the Hoos with 20 points. She fouled out of the contest with 4:30 remaining in the fourth quarter.
- Yonta Vaughn** dished out a career-high eight assists.
- The result marked UVA's then-13th consecutive ACC road loss.

#### LAST TIME OUT

- Virginia shot over 50 percent for the second time this season to tally its second consecutive road win, an 87-79 decision over Wake Forest last Sunday (Feb. 11).
- The Hoos led by as many as 18 points [61-43] with 2:42 to play in the third quarter.
- Kymora Johnson** (23 pts, 8-13 FG, 6 reb, 7 ast) and **Olivia McGhee** (22 pts, 9-15 FG, 5 reb) combined for 45 points in the win.
- McGhee's 22 points are a career best.
- UVA's second consecutive road victory marked a first since the 2017-18 season.
- After missing the previous four games due to injury, **Camryn Taylor** scored 14 points after going 5 of 7 from the field.
- Sam Brunelle** finished with 13 points on 5-of-9 shooting. Brunelle has scored in double figures in four of UVA's last five games.

#### VIRGINIA'S PREVIOUS STARTING LINEUP

Pos.	No.	Player (Hometown)	Yr.	Ht.	PPG	RPG	APG	NOTES
G	21	Kymora Johnson (Charlottesville, Va.)	Fr.	5-7	15.1	4.6	5.3	McDonald's High School All-American; 2x Virginia Player of the Year
G	1	Paris Clark (Bronx, N.Y.)	So.	5-8	9.4	4.3	1.7	Transfer from Arizona; No. 33 transfer according to espnW
G	0	Olivia McGhee (Louisia, Va.)	Fr.	6-2	7.0	2.3	0.3	Played three years for Louisa HS; played senior year at IMG Academy
F	33	Sam Brunelle (Ruckersville, Va.)	Gr.	6-2	6.9	3.3	0.7	Katrina McClain Watch List selection (nation's top PF)
F	12	Edessa Nojan (Södertälje, Sweden)	Fr.	6-3	3.2	3.1	0.4	Member of Swedish U20 national team; three-level scorer

#### OTHER KEY CONTRIBUTORS

Pos.	No.	Player (Hometown)	Yr.	Ht.	PPG	RPG	APG	NOTES
G	4	Jillian Brown (Grand Rapids, Mich.)	Jr.	5-10	5.3	5.3	1.7	Played two seasons at Northwestern (2021-23)
G	5	Yonta Vaughn (District Heights, Md.)	So.	5-8	5.0	2.4	3.5	Cayman Islands Classic All-Tournament Team
G/F	10	Mir McLean (Baltimore, Md.)	Sr.	5-11	0.0	0.0	0.0	Last year's second-leading scorer before suffering season-ending injury
G	14	Kaydan Lawson (Cleveland, Ohio)	Sr.	6-0	2.4	2.4	0.4	Appeared in 28 games, including 18 starts in 2022-23
F	20	Camryn Taylor (Peoria, Ill.)	5 <sup>th</sup>	6-2	14.1	6.1	0.5	2022 Second Team All-ACC; 10 career double-doubles
G	23	Alexia Smith (Columbus, Ohio)	Sr.	5-8	3.8	4.1	2.0	Appeared in 29 games in 2022-23, including 13 starts
G	32	Cady Pauley (Milan Mo.)	So.	5-11	2.8	0.6	0.3	Of her 30 made FGs in 2022-23, 22 of them were 3FGs
F	34	London Clarkson (Pflugerville, Texas)	Gr.	6-2	7.0	4.4	0.7	Appeared in 29 games last year; 19 career 10+ point games
C	41	Taylor Lauterbach (Appleton, Wisc.)	Gr.	6-7	1.1	2.0	0.1	Transfer from Wisconsin; earned undergrad degree in three years

# GAME NOTES

## COMIN' IN HOT

- With an average of 24.4 points from its bench, Virginia is currently third in the ACC and 37th in the nation in bench scoring.
- The Cavaliers have tallied at least 25 points from its bench in 11 games this season, including its most recent against Boston College (26).
- In two of those games, the Cavaliers have scored at least 45 points from their reserves (Tulane – 49; La Salle – 45).
- In UVA's 81-59 comeback win over Tulane (Nov. 24), the Cavaliers scored 49 points off the bench, the most by UVA in a single game since Dec. 18, 2011, when its bench scored 55 points in a 92-43 victory over Radford.
- Additionally, the Hoos' top-3 scorers against the Green Wave in **Yonta Vaughn** (14 pts), **Sam Brunelle** (12 pts) and **Alexa Smith** (10 pts) came off the bench.

## WINS OVER RANKED OPPONENTS

- For the first time since the 2013-14 season, the Cavaliers have recorded two wins over ranked opponents (at #15 Florida State and vs. #20 North Carolina).
- Prior to Virginia naming **Amaka Agugua-Hamilton** head coach on March 21, 2022, the Cavaliers had lost 27 consecutive matchups to ranked opponents.
- Entering its matchup against FSU, the Cavaliers were 3-47 in their last 50 games against ranked opponents.

## KYMORA JOHNSON LEADING THE CHARGE

- First-year guard **Kymora Johnson** is one of the top freshmen in the nation.
- Johnson is currently leading the Cavaliers in scoring in conference play with an average of 17.7 points per game, which is tied for eighth among all ACC players.
- Prior to UVA's road win over BC, Johnson led UVA in scoring in its previous six games, including a career-high 35 points in the Hoos' 81-87 road upset over then-No. 15 Florida State (Jan. 21).
- In UVA's last seven games, Johnson is averaging 22.3 points per game and shooting 53.3 percent from the field.
- Notre Dame's Hannah Hidalgo (5.4 apg) and Johnson (5.3 apg) are the nation's freshman assist leaders.

## OLD SCHOOL BASKETBALL

- For games played through Feb. 16, Virginia is 11th in the nation in rebounds per game (43.25), 25th in defensive rebounds per game (29.0) and 37th in offensive rebounds per game (14.2).
- The Hoos lead the ACC free throw percentage (77.9), good for 15th nationally.
- The Cavaliers are 12-5 this season when either leading or tying their opponents in rebounding.
- UVA has shot at least 80 percent from the charity stripe in 10 games this season, including the most recent win at Wake Forest.

## CAMRYN TAYLOR PROPELLING THE HOOS

- Fifth-year forward **Camryn Taylor** has led UVA in scoring in 10 games this season, including five ACC contests.
- She scored a season-high 26 points in UVA's overtime win over Missouri (Nov. 30).
- Her 26 points against the Tigers were just one shy of tying her career high.
- Taylor has scored in double figures 15 times this season and leads the team in double-doubles (3).
- She is currently 14th in the ACC in scoring (14.1 ppg).
- Taylor is currently second in the ACC and 34th in the nation in free throw percentage (87.5).
- At La Salle (Dec. 3), Taylor went 10-for-10 at the charity stripe without hitting a basket from the field.

## JOHNSON GARNERS WEEKLY HONORS

- **Kymora Johnson** was named ACC Rookie of the Week and U.S. Basketball Writers Association's Tamika Catchings national freshman of the week for her performance against Notre Dame (Jan. 18) and at then-No. 15 Florida State (Jan. 21).
- Johnson averaged 25.5 points, 7.5 rebounds, 6.5 assists and shot 59 percent from the field.
- She scored 35 points in the win over FSU, which tied for sixth all-time in program history.
- Johnson is the first Virginia player to be named ACC Rookie of the Week since Kylie Kornegay-Lucas was recognized on Nov. 25, 2019.
- Johnson is one of just two freshmen in school history to achieve that milestone with the other being Dawn Staley, who had 37 points at Wake Forest on Feb. 2, 1989.
- At the time, she was also one of just five freshmen nationally – and the only ACC freshman – to score 35 points in a game this season.
- Prior to Virginia's matchup in Tallahassee, the last time a Cavalier scored 35 points was on Jan. 21, 2010, when Monica Wright scored 39 points at Boston College.

## VIRGINIA'S 91-87 ROAD TRIUMPH OVER NO. 15 FLORIDA STATE

- **Kymora Johnson** scored 35 points on 14-of-20 shooting, pulled down seven rebounds and dished out six assists to lead the Cavaliers to a 91-87 triumph over then-No. 15 Florida State at Tucker Center on Jan. 21.
- The win marked the Cavaliers' first in league play this season and first true road win over an ACC team since the 2019-20 season.
- UVA's 91 points were the most in regulation against an ACC opponent since Jan. 30, 1998, when the Cavaliers scored 93 against Georgia Tech.
- The last time UVA scored at least 91 points against an ACC foe was in quadruple overtime at NC State on Feb. 10, 2011, when the Hoos scored 103 points.
- The win marked Cavaliers' first in Tallahassee since the 2011-12 season.
- The victory was also UVA's first true road win over a ranked opponent since Feb. 13, 2011, when UVA toppled then-No. 11 Maryland, 60-57, in College Park, Md.
- Including Johnson, five Cavaliers finished with double-digit points.

## HOOS RECEIVE VOTE IN AP TOP 25

- Following its 91-87 road win over then-No. 15 Florida State, Virginia received one vote in the subsequent AP top 25 poll, which was released Jan 22.
- Last year, the Cavaliers cracked the USA Today Coaches Poll at No. 25 after starting the season 12-0 in **Amaka Agugua-Hamilton's** first season as Virginia head coach.

## HEAT CHECK

- After shooting 19.9 percent from 3-point range in its first four games of the season, the Cavaliers set the program single-game record with 15 made 3-pointers (35 attempts) in UVA's comeback win over Tulane (Nov. 24).
- Six different Cavaliers made a 3-pointer against the Green Wave, including **Sam Brunelle** (4-5 3FG) and **Yonta Vaughn** (4-8 3FG), who led the team with four each.
- UVA's previous record was 14 made 3s (24 attempts) at Rider on Jan. 2, 2008.
- In its 81-66 win over No. 20 North Carolina (Jan. 28), the Cavaliers went 11 for 19 (58 percent) from the 3-point range, its best mark of the season.

## DON'T CALL IT A COMEBACK

- This season, the Cavaliers have successfully mounted two 15-point comebacks, their 81-59 triumph over Tulane (Nov. 24) and 87-81 overtime win over Missouri (Nov. 30).
- Virginia trailed the Tigers 28-13 with 9:30 left in the second quarter.
- Against Tulane, the Hoos trailed 19-5 with 3:01 remaining in the first quarter.
- UVA went on to lead by as many as 24 points [66-42] with 9:45 remaining against the Green Wave.
- Both comebacks are UVA's largest since it set the program record on Feb. 13, 2020, when the Cavaliers overcame a 22-point deficit in the Hoos' 69-64 win over Miami.
- UVA overcame 13-point deficit with 7:51 to play in the second quarter in the Cavaliers' 81-66 victory over No. 20 North Carolina (Jan. 28).
- Most recently, Virginia overcame a 10-point deficit in the first quarter in its 73-66 road win over BC (Feb. 8).

## NON-CONFERENCE SUCCESS

- Under head coach **Amaka Agugua-Hamilton**, UVA is 19-3 in non-conference action.
- The Cavaliers won their first 14 non-conference matchups before falling to No. 25 Oklahoma, 82-67, on Nov. 19.

## ON THE HORIZON

- The Cavaliers host Miami (16-8, 6-7 ACC) on Thursday (Feb. 22).
- Tipoff from John Paul Jones Arena is set for 7 p.m. on ACC Network Extra.

## EVERYBODY WANTS SOME

- After finishing fourth in the ACC in attendance (3,489) in 2022-23, UVA set a program record for season tickets sold this offseason after adding 1,000 new season ticket holders this year.
- For games played through Feb. 16, Virginia is currently fifth in the ACC and No. 29 in the nation in attendance (4,235/gm).
- Virginia hosted a season-high 5,690 for Alumni Day in John Paul Jones Arena in the Cavaliers' 81-66 win over No. 20 North Carolina (Jan. 28).
- Last season, Virginia also hosted 6,378 fans for National Girls and Women in Sports Day and Senior Day, which marked the highest attendance for a UVA women's basketball non-field trip day game since 2011.

# GAME NOTES

## AMAKA AGUGUA-HAMILTON

### OVERVIEW

- Amaka "Mox" Agugua-Hamilton was named Virginia's sixth head coach on March 21, 2022.
- Native of Herndon, Va., where she attended Oakton HS.
- Tripled the Cavaliers' win total (15) in 2022-23 from the previous two seasons combined.
- Recruited in the nation's No. 13 signing class of 2023.
- Led UVA to its first top-25 ranking in the USA Today Coaches Poll since 2010.
- Spent three seasons at Missouri State where she led the Lady Bears to back-to-back NCAA Tournament appearances, including a Sweet 16 appearance in 2021.
- Two-time MVC Coach of the Year (2020-21).
- 2020 WBCA Rookie Coach of the Year.
- 2021 WBCA National Coach of the Year finalist.
- Recorded nine wins over Power-5 teams in three seasons at MSU.
- First African-American woman to be named head coach for any sport at MSU.



### EDUCATION

College: Hofstra '05, VCU '07

### COACHING EXPERIENCE

Year	School (position)
2006-07	VCU (graduate assistant)
2007-09	VCU (assistant coach)
2009-11	Indiana (assistant coach)
2011-13	Old Dominion (assistant coach)
2013-15	Michigan State (assistant coach)
2015-19	Michigan State (associate head coach)
2019-22	Missouri State (head coach)
2022-pres.	Virginia (head coach)

### THE AGUGUA-HAMILTON RECORD

Year	School	Record (Conf)	Postseason
2019-20	Missouri State	26-4 (16-2)	N/A (COVID-19)
2020-21	Missouri State	23-3 (16-0)	NCAA Sweet 16
2021-22	Missouri State	25-8 (14-4)	NCAA First Round
2022-23	Virginia	15-15 (4-14)	WNIT invitee
2023-24	Virginia	12-12 (4-9)	
<b>Total</b>	<b>5 seasons</b>	<b>101-42</b>	
<b>Virginia</b>	<b>2 seasons</b>	<b>27-27 (8-23)</b>	

### AGUGUA-HAMILTON VS. 2023-24 OPPONENTS

Opponent	Career	UVA
Boston College	2-0	2-0
Campbell	2-0	2-0
Clemson	0-2	0-2
Duke	0-3	0-3
Florida State	2-1	1-1
Fordham	1-0	1-0
Georgia Tech	1-1	1-1
La Salle	1-0	1-0
Louisville	0-1	0-1
LSU	0-2	0-1
Maryland Eastern-Shore	2-0	2-0
Miami (Fla.)	0-1	0-1
Missouri	4-0	1-0
NC State	1-3	1-3
North Carolina	1-3	1-3
Notre Dame	0-2	0-2
Oklahoma	1-1	0-1
Pittsburgh	0-2	0-2
Rider	1-0	1-0
Syracuse	0-1	0-1
Tulane	1-0	1-0
Virginia Tech	1-3	0-3
Wake Forest	2-2	2-1
William & Mary	2-0	2-0
Wofford	0-1	0-1

### CULTURE WINS

- Since becoming UVA's sixth head coach in the spring of 2022, one of Amaka "Mox" Agugua-Hamilton's biggest points of emphasis has been establishing a strong culture now and for years to come.
- A few of Virginia's team mantras include: Grind Now, Shine Later (#GNLS), Culture Wins, Give, and Family.
- Coach Mox has defined her mantra "Grind Now, Shine Later" as 'progress is a process'. When you focus on the work that's in front of you, the results and recognition will fall into place.

### VIRGINIA TO HONOR DEBBIE RYAN FOR NATIONAL GIRLS & WOMEN IN SPORTS DAY

- Legendary Virginia women's basketball head coach **Debbie Ryan** will be honored at UVA's National Girls and Women in Sports Day (NGWSD) celebration on Sunday, Feb. 18, when the Cavaliers host Syracuse (2 p.m.).
- Since 1996, the Virginia Department of Athletics and the Maxine Platzer Lynn Women's Center have collaborated in a celebration of NGWSD, an event that brings national attention to the achievements of female athletes and issues facing girls and women in sport.
- In addition to honoring Ryan at halftime, Virginia Athletics will host a NGWSD pregame youth sports festival on the concourse of John Paul Jones Arena.
- After serving as an assistant coach for two years, Ryan became UVA's third women's basketball head coach in 1977 and led the Cavaliers for 34 seasons.
- Her teams earned a berth in the NCAA Tournament 24 times, including three consecutive Final Four appearances from 1990-92.
- Ryan guided the Cavaliers to three ACC Tournament titles and 11 ACC regular-season championships.
- She was honored as the Naismith Coach of the Year in 1991 by the Atlanta Tipoff Club and remains the only women's basketball coach to be named ACC Coach of the Year seven times.
- Ryan finished her tenure at UVA with a record of 736-323.
- She is currently one of 10 head coaches in Division-I women's basketball history to tally at least 700 wins at the same institution.
- In 2008 - while she was still head coach at UVA - Ryan was enshrined in the Women's Basketball Hall of Fame and the Virginia Sports Hall of Fame in 2012.

### VIRGINIA INKS BREONA HURD TO CLASS OF 2024

- Virginia women's basketball head coach Amaka Agugua-Hamilton announced the signing of **Breona Hurd** (Waynesville, Mo.) to the Cavaliers' 2024 signing class on Wednesday (Nov. 8).
- On Jan. 9, Hurd was named a McDonald's All-American nominee.
- With 37 points in Waynesville's win over Washington on Jan. 26, Hurd became the school's all-time leading scorer (2,065).
- Agugua-Hamilton described Hurd as, "a versatile forward that can shoot, pass, and score in the low post. She is physical, can rebound and start the break."

### THE RETURNERS

- This season, Virginia returns eight players from last year's squad, including Second Team All-ACC selection **Camryn Taylor** and 2024 Katrina McClain Watch List (nation's top power forward) selection **Sam Brunelle**.
- Other returners include guards **Kaydan Lawson**, **Alexia Smith**, **Cady Pauley** and **Yonta Vaughn**, and forwards **Mir McLean** and **Landon Clarkson**.

## UVA'S RECORD UNDER AGUGUA-HAMILTON WHEN...

Category	All	2023-24
Leading at the half	18-4	8-3
Trailing at the half	8-21	4-8
Tied at the half	0-2	0-1
Playing in overtime	1-0	1-0
Playing a non-conference opponent	19-4	8-3
Playing an ACC opponent	8-24	4-9
Shooting 50% or better	5-0	3-0
Shooting between 40-49.9%	16-8	7-3
Shooting less than 40%	6-19	2-9
Opponents shoot 50% or better	0-5	0-0
Opponents shoot less than 50%	26-23	1-13
UVA outrebounds its opponent	22-10	11-5
Opponent outrebounds UVA	2-17	0-7
Teams are tied in rebounds	3-0	1-0
UVA has 10 or more steals	12-6	4-2
UVA shoots 70% FT or better	18-19	9-8
UVA shoots less than 70% FT	9-9	3-4
Scoring less than 50 points	0-0	0-0
Scoring 50-59 points	0-9	0-2
Scoring 60-69 points	4-13	0-7
Scoring 70-79 points	10-5	4-3
Scoring 80-89 points	10-0	6-0
Scoring more than 90 points	3-0	2-0
Allowing fewer than 50 points	5-0	1-0
Allowing fewer than 40 points	2-0	0-0
Playing in John Paul Jones Arena	18-12	7-7
Playing on the road	8-13	4-4
Playing on a neutral court	1-2	1-1
Game decided by 1-4 points	2-6	1-5
Game decided by 5-10 points	5-7	3-2
Game decided by 11+ points	20-14	8-5
Playing at night	11-14	4-5
Playing in the afternoon	15-13	7-7
Playing in the morning	1-0	1-0
Playing on Monday	1-0	0-0
Playing on Tuesday	0-0	0-0
Playing on Wednesday	7-2	3-0
Playing on Thursday	5-12	3-5
Playing on Friday	1-0	1-0
Playing on Saturday	1-2	0-2
Playing on Sunday	12-11	5-5
Playing in November	14-2	5-2
Playing in December	7-3	3-2
Playing in January	3-13	2-6
Playing in February	3-8	2-2
Playing in March	0-1	0-0

## ACC PRESEASON POLL

1. Virginia Tech (45)	1,116
2. Notre Dame (14)	1,052
3. North Carolina (1)	973
4. Louisville (1)	867
5. Florida State	855
6. Miami	702
7. Duke	686
8. NC State	652
9. Syracuse	504
10. Virginia	438
11. Clemson	395
12. Georgia Tech	342
13. Boston College	226
14. Wake Forest	192
15. Pittsburgh	120





# GAME NOTES

## WRIGHT INDUCTED INTO VIRGINIA SPORTS HALL OF FAME

- Former Cavalier Monica Wright Rogers was inducted into the Virginia Sports Hall of Fame as part of its class of 2024, the organization announced Nov. 27.
- A native of Woodbridge, Va., Wright Rogers was Virginia's the 2006 Gatorade Virginia Player of the Year and was selected as a WBCA All-American.
- During her four years at Virginia, Wright Rogers set program career records for total points (2,540), scoring average (19.1 ppg), field goals made (962), field goal attempts (2,207) and 25-point games (28), and ranks fourth on the all-time list with 372 steals.
- A three-time All-American, Wright Rogers was named the 2010 ACC Player of the Year, ACC Defensive Player of the Year and WBCA National Defensive Player of the Year. Following her graduation, she played seven seasons in the WNBA, winning two WNBA Championships, and was named to the 2010 All-Rookie Team.

## JANKOSKA ENSHRINED IN SAGINAW COUNTY SPORTS HALL OF FAME

- Virginia assistant coach **Tori Jankoska**, arguably the best Michigan State women's basketball player of all-time, was enshrined in the Saginaw County (Mich.) Sports Hall of Fame on Nov. 5.
- Jankoska was a four-time all-state player for Freeland High School from 2010-13 where she scored a Saginaw County record 2,333 career points, also good for No. 9 all-time in the state of Michigan.
- Her senior year, she was crowned Michigan's Miss Basketball and the state's Gatorade Player of the Year.
- At Michigan State, she set the program's all-time scoring record (2,212).
- Jankoska was selected ninth overall by the Chicago Sky in the 2017 WNBA Draft and later played for the Polish basketball team, Basket Gdynia.
- Prior to her arrival at Virginia in 2022, Jankoska served as assistant coach for three seasons (2019-22) at Missouri State under current UVA head coach **Amaka Agugua-Hamilton**.

## JOCELYN WILLOUGHBY IN THE WNBA

- Virginia alumnae Jocelyn Willoughby '20 wrapped up her third playing season in the WNBA with the New York Liberty.
- Willoughby and the Liberty reached the WNBA finals where they fell, 3-1, in the series to the Las Vegas Aces.
- Willoughby led the ACC in scoring as a senior, averaging 19.2 points and 7.7 rebounds per game.
- This year's Virginia team traveled to Brooklyn, N.Y. for game No. 2 of the WNBA finals, which the Liberty won, 87-73, in Barclays Center.
- After the win, the Cavaliers were able to tour the arena with Willoughby.



## CAVALIERS SELECTED IN THE WNBA DRAFT

Year	Name	Team	Rd.	Pk.
1997	Wendy Palmer* (Elite Draft)	Utah Starzz	2	1
	Tammi Reiss*	Utah Starzz	1	5
	Tora Suber	Charlotte Sting	1	7
1999	Dawn Staley*	Charlotte Sting	1	9
2000	Lesley Brown (Expansion Draft)	Miami Sol	-	19
	Renee Robinson	Indiana Fever	4	9
2001	Svetlana Volnaya	Detroit Shock	3	6
2003	Telisha Quarles	Phoenix Mercury	3	4
2008	Sharnee Zoll	LA Sparks	3	1
2009	Lyndra Littles	Connecticut Sun	2	4
2010	Monica Wright	Minnesota Lynx	1	2
2020	Jocelyn Willoughby	Phoenix Mercury	1	10

## CAVALIERS WHO HAVE PLAYED IN THE WNBA

**Heidi Burge** (LA Sparks 1997, Washington Mystics 1998)

**Jenny Boucek** (Cleveland Rockers 1997)

**Wendy Palmer** (Utah Starzz 1997-99; Detroit Shock 1999-02; Orlando Miracle 2002; Connecticut Sun 2003-04; San Antonio Silver Stars 2005; Seattle Storm 2006-07)

**Tammi Reiss** (Utah Starzz 1997-98)

**Tora Suber** (Charlotte Sting 1997-98; Orlando Miracle 1999)

**Heather Burge** (Sacramento Monarchs 1999)

**Dawn Staley** (Charlotte Sting 1999-2005; Houston Comets 2005-06)

**Lesley Brown** (Miami Sol, 2000)

**DeMya Walker** (Portland Fire 2000-02; Sacramento Monarchs 2003-09; Connecticut Sun 2010-11; Washington Mystics 2011; New York Liberty 2012-13)

**Sharneé Zoll** (Minnesota Lynx 2008, Chicago Sky 2013)

**Monica Wright** (Minnesota Lynx 2010-15; Seattle Storm 2015-16)

**Jocelyn Willoughby** (New York Liberty 2020-pres.)

## WNBA CHAMPIONS

**DeMya Walker** (Sacramento Monarchs, 2005)

**Monica Wright** (Minnesota Lynx, 2011 & 2013)

# 2023-24 VIRGINIA ROSTER

## NUMERICAL

No.	Name	Pos.	Yr.	Ht.	Hometown	High School/Previous School
0	Olivia McGhee	G	Fr.	6-2	Louisa, Va.	IMG Academy
1	Paris Clark	G	So.	5-8	Bronx, N.Y.	Long Island Lutheran/Arizona
4	Jillian Brown	G	Jr.	5-10	Grand Rapids, Mich.	East Grand Rapids/Northwestern
5	Yonta Vaughn	G	So.	5-8	District Heights, Md.	Bishop McNamara
10	Mir McLean	G/F	Sr.	5-11	Baltimore, Md.	Roland Park Country School/UConn
12	Edessa Noyan	F	Fr.	6-3	Södertälje, Sweden	Täljegymnasiet
14	Kaydan Lawson	G	Sr.	6-0	Cleveland, Ohio	Orange
20	Camryn Taylor	F	5th	6-2	Peoria, Ill.	Richwoods/Marquette
21	Kymora Johnson	G	Fr.	5-7	Charlottesville, Va.	St. Anne's-Belfield School
23	Alexia Smith	G	Sr.	5-8	Columbus, Ohio	Columbus Africentric Early College/Minnesota
32	Cady Pauley	G	So.	5-11	Milan, Mo.	Milan
33	Sam Brunelle	F	Gr.	6-2	Ruckersville, Va.	William Monroe/Notre Dame
34	London Clarkson	F	Gr.	6-2	Pflugerville, Texas	Pflugerville/Florida State
41	Taylor Lauterbach	C	Gr.	6-7	Appleton, Wisc.	Appleton West/K-State

## ALPHABETICAL

No.	Name	Pos.	Yr.	Ht.	Hometown	High School/Previous School
4	Jillian Brown	G	Jr.	5-10	Grand Rapids, Mich.	East Grand Rapids/Northwestern
33	Sam Brunelle	F	Gr.	6-2	Ruckersville, Va.	William Monroe/Notre Dame
1	Paris Clark	G	So.	5-8	Bronx, N.Y.	Long Island Lutheran/Arizona
34	London Clarkson	F	Gr.	6-2	Pflugerville, Texas	Pflugerville/Florida State
21	Kymora Johnson	G	Fr.	5-7	Charlottesville, Va.	St. Anne's-Belfield School
41	Taylor Lauterbach	C	Gr.	6-7	Appleton, Wisc.	Appleton West/K-State
14	Kaydan Lawson	G	Sr.	6-0	Cleveland, Ohio	Orange
0	Olivia McGhee	G	Fr.	6-2	Louisa, Va.	IMG Academy
10	Mir McLean	G/F	Sr.	5-11	Baltimore, Md.	Roland Park Country School/UConn
12	Edessa Noyan	F	Fr.	6-3	Södertälje, Sweden	Täljegymnasiet
32	Cady Pauley	G	So.	5-11	Milan, Mo.	Milan
23	Alexia Smith	G	Sr.	5-8	Columbus, Ohio	Columbus Africentric Early College/Minnesota
20	Camryn Taylor	F	5th	6-2	Peoria, Ill.	Richwoods/Marquette
5	Yonta Vaughn	G	So.	5-8	District Heights, Md.	Bishop McNamara

**Head Coach:** Amaka Agugua-Hamilton (Hofstra '05), 2nd year

**Assistant Coach:** CJ Jones (Francis Marion '10), 2nd year

**Assistant Coach:** Tori Jankoska (Michigan State '16), 2nd year

**Assistant Coach:** Alysiah Bond (Ohio State '95), 2nd year

**Assistant Coach:** Janko Popovic (LeMoyné-Owen, '14), 2nd year

**Director of Basketball Operations:** Jazmin Horne (Saint Joseph's '17, Temple '22), 2nd season

**Director of Scouting and Player Development:** Abby Emmert (Missouri State '21, '22), 2nd season

**Director of Recruiting Operations:** Mariah White (Missouri State '22), 2nd season

**Athletic Trainer:** Lydia Johnson (Charleston Southern, '12), 2nd season

**Strength & Conditioning Coach:** Justin Westbrook (Virginia '22, '23), 1st season

## Pronunciation Guide

5.	Yonta Vaughn	Yahn-tah
10.	Mir McLean	Rhymes with dear
12.	Edessa Noyan	Eh-dess-uh
21.	Kymora Johnson	Kuh-more-uh
23.	Alexia Smith	Uh-lex-ee-uh
41.	Taylor Lauterbach	Law-tuhr-bahk
	Amaka Agugua-Hamilton	Uh-mah-kuh Uh-goo-gwah
	Alysiah Bon	Uh-lie-shuh
	Tori Jankoska	Jan-kahs-kuh
	Janko Popovic	Yahn-koh Pop-oh-vich

## UVA BIRTHDAYS

February 1	Alexia Smith
February 9	Yonta Vaughn
February 18	Olivia McGhee
March 15	Camryn Taylor
March 19	Sam Brunelle
May 2	Edessa Noyan
May 15	Cady Pauley
June 7	Taylor Lauterbach
July 25	Kymora Johnson
August 13	Jillian Brown
September 5	Mir McLean
September 12	Paris Clark
October 17	London Clarkson
December 14	Kaydan Lawson



# VIRGINIA'S RECORD WHEN...

## VIRGINIA'S RECORD IN 2023-24 WHEN...

Games decided by 10 points or less .....	4-7
Games decided by 11 points or more .....	8-5
Leading at halftime .....	8-3
Trailing at halftime .....	4-8
Tied at halftime .....	0-1
In overtime games .....	1-0
Leading by 10 or more points .....	10-1
Shot FG 50% or better .....	3-0
Shot FG 40-49.9% .....	7-4
Shot FG less than 40% .....	2-8
Holding opponent under 60 points .....	6-1
Scoring 30-39 points .....	0-0
Scoring 40-49 points .....	0-0
Scoring 50-59 points .....	0-2
Scoring 60-69 points .....	0-7
Scoring 70-79 points .....	4-3
Scoring 80-89 points .....	6-0
Scoring 90-100 points .....	2-0
Scoring over 100 points .....	0-0
Outrebounding opponent .....	11-5
Being outrebounded .....	0-7
Tied in rebounding .....	1-0
Had fewer turnovers than opponent .....	8-3
Tied in turnovers .....	0-3
Committed fewer than 15 turnovers .....	6-5
Wearing white uniforms .....	8-7
Wearing blue uniforms .....	3-3
Wearing orange uniforms .....	1-2

## VIRGINIA MARGINS OF VICTORY IN 2023-24

1-3 points .....	0
4-9 points .....	4
10-19 points .....	1
20-29 points .....	7
30-39 points .....	0
40-49 points .....	0

## VIRGINIA MARGINS OF DEFEAT IN 2023-24

1-3 points .....	3
4-9 points .....	3
10-19 points .....	5
20-29 points .....	1
30-39 points .....	0
40-49 points .....	0

## LARGEST LEADS & BEST SCORING RUNS IN 2023-24

Largest winning margin	29 (80-51) vs. William & Mary, 11/15/23
Largest losing margin	27 (66-93) at #6 NC State, 1/11/24
Largest lead	38 (3rd 4:54) vs. Fordham, 12/21/23
Largest deficit	34 (3rd 1:16) at #6 NC State, 1/11/24
Largest deficit in a win	15 (1st 3:01) vs. Tulane, 11/24/23 15 (2nd 9:30) vs. Missouri, 11/30/23
Largest lead in a loss	11 (2nd 2:04) vs. Wofford, 12/16/23
Largest halftime lead	25 (50-25) vs. Fordham, 12/21/23
Largest halftime deficit	23 (34-57) at #6 NC State, 1/11/24
Largest halftime deficit in a win	8 (28-36) vs. Missouri, 11/30/23
Best scoring run	21 (4th 3:01) vs. Campbell, 11/12/23
Opponent's best scoring run	13 (3rd 6:17) vs. Pittsburgh, 1/25/24

## SCORING BENCHMARKS

### GAMES WITH 20 OR MORE POINTS IN 2023-24

	Career	2023-24
#20 Camryn Taylor, F	14*	2
#33 Sam Brunelle, F	8#	0
#21 Kymora Johnson, G	6	6
#10 Mir McLean, G/F	3	0
#34 London Clarkson, G	1	0
#0 Olivia McGhee, G	1	1

\* - includes four 20-point games in two seasons at Marquette (2019-21)

# - includes seven 20-point games in three seasons at Notre Dame (2019-22)

### GAMES WITH 10 OR MORE POINTS

	Career	2023-24
#20 Camryn Taylor, F	76*	16
#33 Sam Brunelle, F	62*	8
#34 London Clarkson, F	23*	8
#10 Mir McLean, G/F	20*	0
#4 Jillian Brown, G	20*	5
#21 Kymora Johnson, G	17	17
#1 Paris Clark, G	13*	10
#14 Kaydan Lawson, F	12	0
#23 Alexia Smith, G	11	4
#0 Olivia McGhee, G/F	9	9
#5 Yonta Vaughn, G	4	3
#32 Cady Pauley, G	3	0
#12 Edessa Noyan, F	1	1
#41 Taylor Lauterbach, C	1*	0

\* - includes 10-point games at previous school

### GAMES WITH 10 OR MORE REBOUNDS

	Career	2023-24
#10 Mir McLean, G/F	6	0
#20 Camryn Taylor, F	5	3
#14 Kaydan Lawson, F	1	0
#34 London Clarkson, F	1	0
#4 Jillian Brown, G	2	2
#41 Taylor Lauterbach, C	2*	0
#23 Alexia Smith, G	1	1
#1 Paris Clark, G	1	1

\* - includes two 10-rebound games in three seasons at K-State

### DOUBLE DOUBLES

	Career	2023-24
#21 Camryn Taylor, F	11*	3
#10 Mir McLean, G/F	7	0
#4 Jillian Brown, G	1	1
#1 Paris Clark, G	1	1
#23 Alexia Smith, G	1	1

\* - includes five double-doubles in 27 games at Marquette

# GAME-BY-GAME LEADERS & STARTING LINEUPS

Date	Opponent	W/L	Score	Points	Rebounds	Assists
11/8	UMES	W	76-52	Taylor, 22	Brown, 13	Vaughn, 8
11/12	Campbell	W	74-49	Taylor, 16	Noyan, 8	Johnson, 7
11/15	William & Mary	W	80-51	Brown, 17	Brown & Taylor, 7	Smith, 4
11/19	Oklahoma	L	67-82	Taylor, 17	Brown, 9	Johnson, 6
11/24	vs. Tulane	W	81-59	Vaughn, 14	McGhee, 6	<b>Johnson, 9</b>
11/25	vs. LSU	L	73-76	Clark, 19	Brown & Clark, 7	Vaughn, 7
11/30	Missouri	W (ot)	87-81	Taylor, 26	Smith, 13	Johnson, 7
12/3	at La Salle	W	94-73	Johnson, 17	Brown, 8	Vaughn, 6
12/6	Rider	W	78-51	Taylor, 18	Taylor, 13	Johnson, 4
12/16	Wofford	L	70-71	Clark & McGhee, 14	Clarkson, 9	<b>Johnson, 9</b>
12/21	Fordham	W	82-56	Johnson, 26	Taylor, 8	Johnson, 7
12/31	#3 NC State	L	61-72	Taylor, 17	<b>Taylor, 15</b>	Johnson, 7
1/4	at Georgia Tech	L	60-63	Taylor, 19	Clark, 12	Johnson, 6
1/7	Duke	L	56-60	Taylor, 17	Johnson, 8	Vaughn, 6
1/11	at #6 NC State	L	66-93	Taylor, 22	Smith, 9	Smith, 6
1/14	at #20 North Carolina	L	68-81	Taylor, 16	Clarkson & Taylor, 7	Johnson & Smith, 5
1/18	#19 Notre Dame	L	76-86	Clark & Johnson, 16	Johnson, 8	Johnson, 7
1/21	at #15 Florida State	W	91-87	<b>Johnson, 35</b>	Taylor, 10	Johnson, 6
1/25	Pittsburgh	L	52-56	Johnson, 17	Smith, 8	Johnson, 4
1/28	#20 North Carolina	W	81-66	Johnson, 25	Brunelle, 7	Smith, 6
2/1	at #17 Virginia Tech	L	63-76	Johnson, 22	Clark, 8	Johnson, 3
2/4	Clemson	L	69-75	Johnson & Brunelle, 24	Clark, 7	Johnson, 8
2/8	at Boston College	W	73-66	Vaughn, 16	Noyan, 9	Johnson, 4
2/11	at Wake Forest	W	87-79	Johnson, 23	Brunelle & Johnson, 6	Johnson, 7

**Bold** – Team season high

## STARTING LINEUPS

Lineup #	Game(s)	W-L	G	G	G/F	F	F/C
1	1	1-0	Johnson	Brown	Smith	Taylor	Noyan
2	2-4	2-1	Johnson	Brown	Smith	Taylor	Clarkson
3	5	1-0	Johnson	Brown	McGhee	Taylor	Clarkson
4	6-9, 11, 15-16	4-3	Johnson	Clark	Smith	Taylor	Brunelle
5	10	0-1	Johnson	Clark	Smith	Brunelle	Clarkson
6	12-13	0-2	Johnson	Clark	Smith	Taylor	Clarkson
7	14	0-1	Johnson	Clark	Brown	Taylor	Clarkson
8	17	0-1	Johnson	Smith	McGhee	Taylor	Clarkson
9	18-19	1-1	Johnson	Clark	McGhee	Taylor	Clarkson
10	20-21	1-1	Johnson	Clark	McGhee	Brunelle	Clarkson
11	22	0-1	Johnson	Clark	Brown	Brunelle	Clarkson
12	23	1-0	Johnson	Clark	Brown	Brunelle	Noyan
13	24	1-0	Johnson <sup>24</sup>	Clark <sup>7</sup>	McGhee <sup>1</sup>	Brunelle <sup>5</sup>	Noyan <sup>2</sup>

# - Consecutive starts



# GAME-BY-GAME SCORING & SPECIALTY STATS

Date	Opponent	Total		1st Half		2nd Half (OT)		Starters		Bench		In the Paint		Fast Break		2nd Chance		Off Turnovers	
		UVA	Opp.	UVA	Opp.	UVA	Opp.	UVA	Opp.	UVA	Opp.	UVA	Opp.	UVA	Opp.	UVA	Opp.	UVA	Opp.
11/8	UMES	76	52	35	<b>22</b>	41	30	58	<b>27</b>	18	25	30	<b>10</b>	24	6	12	4	14	10
11/12	Campbell	74	<b>49</b>	29	35	45	14	65	37	9	12	32	22	22	5	14	9	20	6
11/15	William & Mary	80	51	34	23	46	28	49	33	31	18	42	24	22	7	15	10	13	5
11/19	#25 Oklahoma	67	82	27	44	40	38	41	63	26	19	36	30	7	18	15	8	21	7
11/24	vs. Tulane	81	59	36	34	45	25	32	43	<b>49</b>	16	26	22	13	9	13	7	<b>28</b>	6
11/25	vs. #7 LSU	73	76	38	38	35	38	51	68	22	8	32	42	14	8	21	15	16	13
11/30	Missouri (OT)	87	71	28	36	47 (12)	39 (6)	62	66	25	15	44	32	8	8	18	7	21	8
12/3	at La Salle	<b>94</b>	73	45	33	49	40	49	46	45	27	<b>46</b>	28	19	11	15	6	22	10
12/6	Rider	78	51	32	27	46	<b>24</b>	45	39	33	12	40	26	17	4	<b>26</b>	<b>0</b>	16	<b>4</b>
12/16	Wofford	70	71	37	30	33	41	35	51	35	20	34	28	17	<b>2</b>	11	7	16	12
12/21	Fordham	82	56	<b>50</b>	25	32	31	56	36	26	20	38	18	<b>36</b>	12	4	8	21	15
12/31	#3 NC State	61	72	32	31	29	41	40	64	21	8	16	32	16	15	9	18	14	10
1/4	at Georgia Tech	60	63	24	27	36	36	49	58	11	<b>5</b>	34	24	14	6	17	15	12	12
1/7	Duke	56	60	26	30	30	30	41	44	15	16	20	30	12	4	9	13	14	13
1/11	at #6 NC State	66	93	34	57	32	36	46	71	20	22	28	36	14	36	14	5	7	23
1/14	at #20 North Carolina	68	81	32	37	36	44	40	58	28	23	20	26	11	15	9	5	7	13
1/18	#19 Notre Dame	76	86	33	39	43	47	41	77	35	9	36	42	12	26	11	9	11	26
1/21	at #15 Florida State	91	87	39	43	<b>52</b>	44	<b>73</b>	74	18	13	40	38	7	14	15	14	5	23
1/25	Pittsburgh	56	52	26	23	33	26	36	52	16	4	14	34	13	8	4	9	9	22
1/28	#20 North Carolina	81	66	37	34	44	32	63	56	18	10	24	28	6	8	9	9	19	15
2/1	at #17 Virginia Tech	63	76	41	46	22	30	43	71	20	5	24	28	2	4	10	19	6	8
2/4	Clemson	69	75	27	33	42	42	54	68	15	7	24	28	13	12	8	18	17	13
2/8	at Boston College	73	66	34	37	39	29	47	52	26	14	38	26	10	8	7	12	16	28
2/11	at Wake Forest	87	79	38	32	49	47	64	47	23	32	28	28	12	6	14	13	18	21

**Bold** – Virginia season high/opponent season low

# GAME-BY-GAME COMPARISONS

Date	Opponent	W/L	Score	Field Goals		3-Pointers		Free Throws		Rebounds			PF	A	TO	Stl	Blk	Pts
				FG-FGA	Pct	3FG-3FGA	Pct	FT-FTA	Pct	Off	Def	Total						
11/8/23	at Virginia UMES	W	76-52	24-67	35.8	8-31	25.8	20-25	80.0	20	40	60	15	16	19	8	8	76
				20-71	28.2	5-21	23.8	8-10	70.0	13	26	39	19	7	14	5	5	52
11/12/23	at Virginia Campbell	W	74-49	25-62	40.3	3-15	20.0	21-23	91.3	13	30	43	17	16	11	11	7	74
				15-58	31.0	7-27	25.9	6-16	37.5	15	25	40	21	13	21	5	7	49
11/15/23	at Virginia W&M	W	80-51	29-71	40.8	6-22	27.3	16-20	80.0	18	38	56	17	15	12	7	8	80
				18-67	26.9	3-19	15.8	12-16	75.0	13	25	38	19	10	14	4	3	51
11/19/23	at Virginia #22 Oklahoma	L	67-82	26-83	31.3	1-23	4.3	14-17	82.4	18	25	43	19	12	12	14	3	67
				30-62	48.4	13-30	43.3	9-12	75.0	8	41	49	17	22	24	6	7	82
11/24/23	Virginia vs. Tulane	W	81-59	30-74	40.5	15-35	42.9	6-7	85.7	14	29	43	19	20	12	13	4	81
				18-58	31.0	6-23	26.1	17-24	70.8	14	29	43	10	9	19	10	4	59
11/25/23	Virginia vs. #7 LSU	L	73-76	27-72	37.5	9-31	29.0	10-14	71.4	19	23	42	24	14	16	8	6	73
				26-67	40.3	2-8	25.0	20-24	83.3	18	29	47	17	16	16	4	2	76
11/30/23	at Virginia Missouri	W (ot)	87-81	32-78	41.0	5-22	22.7	18-23	78.3	16	28	44	19	20	6	7	6	87
				27-60	45.0	9-25	36.0	18-26	69.2	9	32	41	20	15	18	6	4	81
12/3/23	Virginia at La Salle	W	94-73	33-72	45.8	5-21	23.8	23-25	92.0	17	31	48	18	22	14	9	2	94
				27-68	39.7	10-34	29.4	9-13	69.2	12	22	34	21	13	20	6	3	73
12/6/23	at Virginia Rider	W	78-51	29-76	38.2	7-28	25.0	13-20	65.0	31	29	60	11	14	10	12	2	78
				22-52	42.3	4-21	19.0	3-6	50.0	13	19	22	15	16	16	8	1	51
12/16/23	at Virginia Wofford	L	70-71	28-68	41.2	4-23	17.4	10-13	76.9	18	27	45	13	19	17	8	3	70
				27-58	46.6	11-26	42.3	6-7	85.7	5	22	27	17	16	18	11	1	71
12/21/23	at Virginia Fordham	W	82-56	31-58	53.4	12-22	54.5	8-11	72.7	7	32	39	9	21	19	9	4	82
				20-64	31.3	11-30	36.7	5-6	83.3	12	20	32	9	15	20	12	0	56
12/31/23	at Virginia #3 NC State	L	61-72	20-72	27.8	9-30	30.0	12-19	63.2	12	32	44	19	12	11	5	8	61
				25-70	35.7	5-19	26.3	17-19	89.5	13	43	56	15	14	11	6	4	72
1/4/24	Virginia at Georgia Tech	L	60-63	22-64	34.4	1-16	6.3	15-23	65.2	17	29	46	24	14	17	12	8	60
				19-59	32.2	4-18	22.2	21-33	63.6	15	27	42	17	10	16	9	2	63
1/7/24	at Virginia Duke	L	56-60	16-54	29.6	2-10	20.0	22-26	84.6	11	24	35	25	11	14	5	5	56
				22-55	40.0	2-18	11.1	14-25	56.0	12	29	41	23	11	14	7	9	60
1/11/24	Virginia at # 6 NC State	L	66-93	27-82	32.9	6-23	26.1	6-8	75.0	21	29	50	21	12	17	6	2	66
				32-66	48.5	10-23	43.5	19-23	82.6	5	35	40	12	19	11	9	7	93
1/14/24	Virginia at #20 North Carolina	L	68-81	22-65	33.8	8-19	42.1	16-21	76.2	10	29	39	25	16	12	5	0	68
				28-62	45.2	7-17	41.2	18-26	69.2	8	36	44	20	20	9	6	6	81
1/18/24	at Virginia #19 Notre Dame	L	76-86	26-62	41.9	7-23	30.4	17-18	94.4	11	26	37	35	17	23	7	7	76
				25-56	44.6	3-14	21.4	33-44	75.0	10	25	35	21	16	15	13	5	86
1/21/24	Virginia at #15 Florida State	W	91-87	36-67	53.7	8-17	47.1	11-16	68.8	12	36	48	24	14	19	3	6	91
				30-76	39.5	5-26	19.2	22-29	75.9	10	20	30	16	13	3	7	1	87
1/25/24	at Virginia Pittsburgh	L	52-56	17-60	28.3	7-27	25.9	11-16	68.8	13	32	45	14	13	22	8	4	52
				23-63	36.5	4-19	21.1	6-10	60.0	11	30	41	15	15	20	11	2	56
1/28/24	at Virginia #20 North Carolina	W	81-66	24-50	48.0	11-19	57.9	22-28	78.6	6	29	35	21	20	16	11	4	81
				24-56	42.9	6-16	37.5	12-19	63.2	8	22	30	23	17	17	6	4	66
2/1/24	Virginia at #17 Virginia Tech	L	63-76	21-57	36.8	6-17	35.3	15-21	71.4	8	23	31	12	6	9	4	1	63
				31-72	43.1	7-30	23.3	7-8	87.5	17	30	47	15	20	6	3	7	76
2/4/24	at Virginia Clemson	L	69-75	27-62	43.5	10-26	38.5	5-9	55.6	12	18	30	25	22	12	4	6	69
				25-53	47.2	6-16	37.5	19-28	67.9	15	26	41	13	15	14	7	4	75
2/8/24	Virginia at Boston College	W	73-66	27-55	49.1	4-13	30.8	15-17	88.2	10	31	41	23	13	24	7	5	73
				20-64	31.3	4-12	33.3	22-28	78.6	14	19	33	15	15	15	15	3	66
2/11/24	Virginia at Wake Forest	W	87-79	31-58	53.4	13-26	50.0	12-14	85.7	7	27	34	22	17	17	8	5	87
				25-62	40.3	10-31	32.3	19-26	73.1	12	17	29	19	13	13	9	0	79
Totals	Virginia Opponents			630-1589	39.6	167-539	31.0	338-434	77.9	341	697	1038	471	376	365	191	114	1765
				583-1499	38.9	154-523	29.4	341-478	71.3	272	649	921	409	350	364	185	91	1661

## Virginia Averages

Games Played	Points/game	FG Pct	3FG Pct	FT Pct	Rebounds/game	Assists/game	Turnovers/game	Assist/Turnover ratio	Steals/game	Blocks/game
24	73.5	39.6	31.0	77.9	43.3	15.7	15.2	1.0	8.0	4.8

## Opponents Averages

Games Played	Points/game	FG Pct	3FG Pct	FT Pct	Rebounds/game	Assists/game	Turnovers/game	Assist/Turnover ratio	Steals/game	Blocks/game
24	69.2	38.9	29.4	71.3	38.4	14.6	15.2	1.0	7.7	3.8

# THE LAST TIME

## INDIVIDUAL

**One player with a double-double:** Camryn Taylor (11 pts, 102 reb), at #15 Florida State, 1/21/24

**Two UVA players with double-doubles in the same game:** vs. Syracuse (Willoughby 13 pts, 12 reb; Jablonowski 12 pts, 10 reb), 3/5/20

**Five Players in double figures:** at Boston College (Vaughn 16, Clark 14, Noyan 13, Brunelle 10, Johnson 10), 2/8/24

**Six players in double figures: vs.** at La Salle (Johnson 17, Brown 12, Clark 12, Clarkson 11 Brunelle 10, Taylor 10), 12/3/23

**Seven players in double figures:** vs. Norfolk State 11/16/15 (Randolph 17, Moses 12, Brown 11, Venson 10, Mason 10, Huland El 10, Jones 10)

**Zero players in double figures:** vs. Louisville, 1/17/19

**Every available Cavalier scored:** vs. Rider, 12/6/23

**Scored 25 points:** 25, Kymora Johnson vs. #20 North Carolina, 1/28/24

**Scored 30 points:** 35, Kymora Johnson at #15 Florida State, 1/21/24

**Scored 40 points:** \*\*48, Mimi Kennedy at North Carolina, 01/15/98

**A non-starter scored 20 or more points:** 23, London Clarkson vs. North Carolina, 2/2/23

**Two or more Cavaliers scored 20 or more points in a game:** at Wake Forest (Johnson 23 & McGhee 22), 2/11/24

**Perfect from the field (5 attempts):** 6-6, Kymora Johnson at La Salle, 12/3/23

**Made at least five 3FGs:** Sam Brunelle (6-11) vs. Clemson, 2/4/24

**Perfect at FT line (8 attempts):** 10-10, Camryn Taylor at La Salle, 12/3/23

**Perfect at FT line (9 attempts):** 10-10, Camryn Taylor at La Salle, 12/3/23

**Perfect at FT line (10 attempts):** 10-10, Camryn Taylor at La Salle, 12/3/23

**Attempted 20 free throws:** 20\*\*, Brandi Teamer at Wake Forest, 1/6/05

**Had 15 rebounds:** 15, Camryn Taylor vs. #3 NC State 12/31/23

**Had 20 rebounds:** 24, Sarah Imovbioh vs. Ohio State 11/14/14

**Had 10 assists:** 10, Taylor Valladay vs. Syracuse, 02/08/22

**Had 6 steals:** 9, Shemera Williams vs. Duke, 1/9/20

**Had 5 blocked shots:** 5, Sam Brunelle vs. Florida State, 1/19/23

## OPPONENT

**Opponent scored 100 points:** 103, at Notre Dame 3/3/19

**Opponent failed to score at least 30 points:** 28, Morgan State, 12/18/22

**ACC opponent failed to score at least 50 points:** 41, Syracuse, 2/2/20

**Opponent failed to make at least one 3FG:** 0-19, Morgan State, 12/18/22

**Opponent failed to score at least one second-chance point:** Rider, 12/6/23

**Opponent attempted at least 40 free throws:** 44, #19 Notre Dame, 1/18/24

**Five opposing players scored in double figures:** at #6 NC State, 1/11/24 (Brooks 19, Hayes 17, James 15, Collins 14, Steele 13)

**Opponent individual scored at least 30 points:** 33, Elizabeth Kitley, at #17 Virginia Tech, 2/1/24

**Opponent made game-winning buzzer beater:** Rachael Rose (0.4 seconds), Wofford, 12/16/23

## TEAM

**RANKINGS**

**UVA ranked in AP Top 25:** #22, 11/21/12

**UVA ranked USA Today Top 25:** #25, 12/20/22

**Played AP No. 1 team:** #1 Duke, L 79-58, 3/2/07

**Defeated AP No. 1 team:** #1 Maryland, 75-74, 2/11/92

**Defeated AP Top 10 team:** #4 Florida State 60-51, 2/16/17

**Defeated AP Top 25 team:** vs. #20 North Carolina, 1/28/24

**Defeated USA Today 25 team:** vs. #21 North Carolina, 1/28/24

**FIELD GOAL SHOOTING**

**Shot at least 50 percent:** 53.4 (31-58) at Wake Forest, 2/11/24

**Shot at least 60 percent:** 62.3 (33-53) vs. Georgia Tech, 3/02/08

**Shot at least 70 percent:** \*\*70.0 (42-60) at Wake Forest, 1/7/87

**Made 40-49 field goals:** 40 vs. Coppin State, 11/13/16

**Made 50 field goals:** \*\*54 vs. Cleveland State, 11/29/95

**Attempted 70 FG:** 82 at #6 NC State, 1/11/24

**Attempted 80 FG:** 82 at #6 NC State, 1/11/24

**3-POINT SHOOTING**

**Shot 50 percent:** 50.0 (13-26) at Wake Forest, 2/11/24

**Shot 60 percent:** 60.0 (9-15) vs. UNCG, 12/2/17

**Shot 70 percent:** 75.0 (6-8) vs. Louisville, 3/01/15

**Shot 80 percent:** 85.7 (6-7) vs. St. John's, 3/19/88

**Made 10 3FGs:** 13 (13-26) Wake Forest, 2/11/24

**Made 15 3FGs:** \*\*15 vs. Tulane, 11/24/23

**Attempted 30 3FGs:** 30 (made 9) vs. #3 NC State, 12/31/23

**UVA failed to make at least one 3FG:** 0-10 at Loyola Chicago, 11/16/22

**FREE THROW SHOOTING**

**Shot 85 percent:** 85.7 (12-14) at Wake Forest, 2/11/24

**Shot 90 percent:** 94.4 (17-18) vs. #19 Notre Dame, 1/18/24

**Shot 100 percent:** 1.000 (10-10) vs. North Carolina, 2/24/22

**Made 20 free throws:** 22 (22-28) vs. #20 North Carolina, 1/28/24

**Made 30 free throws:** 30 (30-38) vs. North Carolina, 02/20/14

**Attempted 0 FT:** at Duke 1/14/18

**Attempted 30 FT:** 34 vs. Pittsburgh, 2/20/22

**Attempted 40 FT:** 44 vs. Indiana, 11/26/09

**Attempted 50 FT:** \*\*54 at Wake Forest, 1/6/05

**SCORING**

**Scored 85 points:** 87 at Wake Forest, 2/11/24

**Scored 90 points:** 91 at #15 Florida State, 1/21/24

**Scored 100 points:** 101 vs. UMBC, 11/10/22

**Scored 40 bench points:** 45 at La Salle, 12/3/23

**Scored 50 bench points:** 55 vs. Radford 12/18/11

**REBOUNDING**

**Had 50 rebounds:** 50 at #6 NC State, 1/11/24

**Had 60 rebounds:** 60 vs. Rider, 12/6/23

**Had 70 rebounds:** \*\*77 vs. Rider, 12/19/96

**ASSISTS**

**Had 20 assists:** 22 vs. Clemson, 2/4/24

**Had 30 assists:** \*\*37 vs. Cleveland State, 11/29/95

## STEALS

**Had 15 steals:** 15 vs. UNCW, 12/4/22

**Had 20 steals:** 22 vs. UMES, 12/17/13

**Had 25 steals:** 26 vs. Clemson, 2/12/12

## BLOCKED SHOTS

**Blocked 10 shots:** 13 vs. Florida State, 1/19/23

**Blocked 15 shots:** \*\*15 vs. Georgia Tech, 1/20/96

## TURNOVERS

**UVA forced 30 turnovers:** 31 at Wake, 01/10/16

**UVA committed 30 turnovers:** 30 vs. ECU 11/27/22

## COMEBACK WINS

**Overcame a 13-point deficit:** 13 (2nd 7:51), vs. #20 North Carolina, 1/28/24

**Overcame a 15-point deficit:** 15 (2nd 9:30), vs. Missouri, 11/30/23

**Overcame a 20-point deficit:** \*\*22 (2nd 5:27), vs. Miami, 2/13/20

## OVERTIME

**UVA played in OT:** W, 87-53 vs. Missouri, 11/30/23

**UVA won in OT:** W, 87-53 vs. Missouri, 11/30/23

**UVA lost in OT:** L, 81-86 vs. Louisville, 1/5/17

**UVA played in 2OT:** L (2OT), 73-70 at Alabama, 12/21/12

**UVA played in 3OT:** W (4OT), 94-92 vs. NC State, 2/10/11

**UVA played in 4OT:** W (4OT), 94-92 vs. NC State, 2/10/11

## MISCELLANEOUS

**UVA shot 80% from the floor in a quarter:** .800 (8-10) vs. NC State, 1/13/22\*\*

**UVA shot 70% from the floor in a quarter:** .714 (10-14) vs. Syracuse, 2/8/22

**UVA shot 60% from the floor in first half:** .619 (26-42) vs. Central Connecticut State, 11/12/17

**UVA shot 60% from the floor in second half:** .608 (14-23) vs. Illinois Chicago, 12/16/16

**UVA shot less than 20% from floor in first half:** 19.2 (5-26) vs. NC State, 1/13/19

**UVA shot less than 20% from floor in second half:** 18.7 (6-32) vs. Syracuse, 3/5/20

**UVA scored less than 15 points in first half:** 13 at Florida State, 1/8/06

**UVA scored less than 15 points in second half:** 12 at Georgia Tech, 1/09/22

**UVA held opponent to less than 15 points first half:** 14 vs. Morgan State, 12/18/22

**UVA held opponent to less than 15 points second half:** 14 vs. Campbell, 11/12/23

**UVA held opponent to less than 10 points first half:** 6 vs. Norfolk State, 12/28/12

\*\*program record

# JOHN PAUL JONES ARENA RECORDS

## VIRGINIA PLAYERS

Points .....	33, Lyndra Littles vs. Louisiana Tech, 12/29/08
Field Goals Made.....	13, Monica Wright vs. Monmouth, 12/18/08
Field Goal Attempts .....	32, Monica Wright vs. James Madison, 12/6/09
Field Goal Pct. ....	1.000 (8-8), Jazmin Pitts vs. Radford, 12/18/11
3-Point FG Made.....	6, Mikayla Venson vs. NC State, 1/29/15
.....	6, Kymora Johnson vs. Fordham, 12/21/23
.....	6, Sam Brunelle vs. Clemson, 2/4/24
3-Point FG Attempts.....	11, Ataira Franklin vs. North Carolina, 1/5/12
.....	11, Faith Randolph vs. Davidson, 12/28/14
.....	11, Kymora Johnson vs. #3 NC State, 12/31/23
3-Point FG Pct.....	1.000 (6-6), Mikayla Venson vs. NC State, 1/29/15
Free Throws Made .....	16, Telia McCall vs. Georgia Tech, 2/3/13
Free Throws Attempted .....	17, Telia McCall vs. Georgia Tech, 2/3/13
FT Pct. (min. 10 attempts) 1.000, London Clarkson (14-14) vs. Boston College, 1/15/23	
.....	1.000, Monica Wright (12-12) vs. Florida State, 1/23/09
.....	1.000, Jocelyn Willoughby (11-11) vs. Duke, 1/9/20
.....	1.000, Monica Wright (10-10) vs. North Carolina, 1/15/10
.....	1.000, Jocelyn Willoughby (10-10) vs. Miami, 2/13/20
Rebounds .....	24, Sarah Imovbioh vs. Ohio State, 11/14/14
Assists.....	11, Ariana Moorer vs. Appalachian State; 3/22/12
Steals.....	10, Monica Wright vs. Liberty, 12/29/09
Blocks.....	6, Felicia Aiyeotan vs. Coppin State, 11/13/16
.....	6, Felicia Aiyeotan vs. Maryland, 11/29/17
.....	6, Felicia Aiyeotan vs. UNCG, 12/2/17
Turnovers .....	8, Dominique Toussaint vs. Duke, 1/9/20
.....	8, Monica Wright vs. Manhattan, 11/15/09

## VIRGINIA TEAM

Most Points.....	110, vs. USC Upstate, 11/18/09
Fewest Points.....	38, vs. NC State, 1/13/19
.....	38, vs. UCF, 11/17/21
Field Goals .....	43, vs. Central Connecticut, 11/12/17
Field Goal Attempts .....	87, vs. James Madison, 12/6/09
Field Goal Pct. ....	62.3 (33-53), vs. Georgia Tech, 3/2/08
3-Point Field Goals .....	13, vs. Boston College, 1/15/15
.....	13, vs. Cleveland State, 12/16/06
3-Point FG Attempts.....	33, vs. Central Michigan, 11/24/18
3-Point FG Pct. (min. 10 made) .....	73.3 (11-15), vs. NC State, 1/29/15
Free Throws Made .....	35, vs. Georgia Tech, 3/2/08
Free Throws Attempted .....	46, vs. Georgia Tech, 3/2/08
Fewest Free Throws Attempted .....	0, vs. Wisconsin, 11/27/17
Free Throw Pct. (min. 10 made) .....	1.000 (13-13), vs. Virginia Tech, 1/21/18
.....	1.000 (10-10), vs. North Carolina, 2/24/22
Rebounds .....	68, vs. Colorado, 11/24/08
Assists.....	27, vs. USC Upstate, 11/18/09
Steals.....	26, vs. Wagner, 12/28/11
.....	26, vs. Clemson, 2/12/12
Blocks.....	13, vs. Florida State, 1/19/23
Most Turnovers.....	31 vs. Georgia Tech, 3/2/08
Fewest Turnovers .....	5, vs. Radford, 11/16/14
.....	5, vs. Boston College, 1/21/12
Personal Fouls .....	35, vs. #19 Notre Dame, 1/18/24
Fewest Personal Fouls.....	6, vs. Virginia Tech, 1/12/12

## MISCELLANEOUS

Largest Comeback .....	22 points vs. Miami, 2/13/20
Largest Margin of Victory.....	63 (103-40), vs. Coppin State, 11/13/16
Largest Margin of Victory Over an ACC Foe.....	49 (76-27), vs. Virginia Tech, 1/26/17
Largest Margin of Defeat.....	36, (96-60), vs. UConn, 12/18/06
.....	36, (77-41), vs. Louisville, 2/1/18
Record in Overtime Games .....	22 (15-7); Last 87-81 win vs. Missouri, 11/30/23

## OPPONENT PLAYERS

Points .....	38, Dawn Evans, James Madison, 12/6/09
Rebounds .....	18, Quineshia Leonard, Norfolk State (12/28/12)
Field Goals Made.....	12 (5x), last Zaire O'Neil, Georgia Tech, 2/2/17
Field Goal Attempts .....	31, Tamoria Holmes vs Howard (03/15/12)
Field Goal Pct. (min. 5 made).....	1.000 (5x), last Tiara Chambers (5-5), East Carolina, 11/29/20
3-Point FG Made.....	8 (4x), last Victoria Morris, Old Dominion, 11/24/19
3-Point FG Attempts.....	19, Tamoria Holmes, Howard, 3/15/12
3-Point FG Pct. (min. 3 made) ....	1.000 (7x), last Kristen Confroy (3-3), Maryland, 11/29/17
Free Throws Made .....	14, Chanell Williams, Rhode Island, 11/26/21
Free Throws Attempted .....	16, Dayshanette Harris, Clemson, 2/4/24
Free Throw Pct. (min. 10 made) .....	1.000, Chrislyn Carr (10-10), Syracuse, 2/8/22
.....	1.000, Rayburn, Brittany (11-11), Purdue, 2/3/09
.....	1.000 Sonia Citron (12-12), #19 Notre Dame, 1/18/24
Assists.....	12, Cetera DeGraffenreid, North Carolina, 2/15/10
Steals.....	6 (7x), last Hannah Hidalgo, #19 Notre Dame, 1/18/24
Blocks.....	6, Makayla Timpson, Florida State, 1/19/23
.....	6, Lindsey Mason, Clemson, 2/12/12
.....	6, Kelley Cain, Tennessee, 11/22/09

## OPPONENT TEAM

Most Points.....	96, UConn, 12/18/06
Fewest Points.....	23, Norfolk State, 12/28/12
Field Goals .....	42, UConn, 12/18/06
Field Goal Attempts .....	84, North Carolina 2/15/10
Field Goal Pct. ....	65.6, UConn, 12/18/06
3-Point FG .....	14, NC State, 3/1/20
3-Point FG Attempts.....	38, Coppin State, 12/2/18
3-Point FG Pct.....	66.7, Longwood, 11/21/10
Free Throws Made .....	35, Rhode Island, 11/26/21
Free Throws Attempted .....	44, Rhode Island, 11/26/21
.....	44, #19 Notre Dame, 1/18/24
Free Throw Pct. (min. 10 made) .....	1.000, St. Bonaventure (16-16), 1/4/10
.....	1.000, Georgia Tech (14-14), 1/25/15
Fewest Free Throws Attempted .....	3, Rider (0-3), 12/28/08
.....	3, Norfolk State (1-3), 12/28/12
Rebounds .....	56, #3 NC State, 12/31/23
Assists.....	24, UConn, 12/18/06
Steals.....	19, Georgia Tech, 3/2/08
Blocks.....	11, Duke, 2/24/11
Most Turnovers .....	34, Maryland-Eastern Shore, 12/17/13
Fewest Turnovers .....	5, Louisville, 2/21/19
Personal Fouls .....	35, Georgia Tech, 1/11/07
Fewest Personal Fouls.....	6, Liberty, 12/7/11

## RECORD AT JOHN PAUL JONES ARENA

2006-07 to present (as of Feb. 17, 2024).....187 -92 (.670)

## ATTENDANCE

11,895 spectators, vs. Tennessee (L, 63-77), 11/22/09

## LONGEST WINNING STREAK

12 games from 2/21/08 vs. Clemson to 1/11/09 vs. #25 Wake Forest

## LONGEST ACC WINNING STREAK

5 games (2x) from 12/28/17 vs. Pittsburgh through 1/25/18 vs. North Carolina and 2/24/12 vs. Wake Forest through 1/24/13 vs. Boston College

## LONGEST LOSING STREAK

8 games from 3/1/20 vs. #8 NC State through 11/28/21 vs. Richmond

**Note:** Streaks begin date of first win or loss to most recent win or loss

# OVERTIME HISTORY

Date	Opponent	W/L	Score	Location	# of OTs	Postseason
11/30/23	Missouri	W	87-81	H	1	
11/24/19	Old Dominion	W	56-53	H	1	
12/18/17	Indiana	W	82-72	N	1	
2/12/17	Wake Forest	W	60-57	H	1	
2/2/17	Georgia Tech	W	64-65	H	1	
1/5/17	Louisville	L	81-86	H	1	
2/19/15	Pittsburgh	L	63-68	A	1	
12/20/13	Tulane	L	72-79	N	1	
2/25/13	Wake Forest	L	68-73	H	1	
12/21/12	Alabama	L	70-73	A	2	
3/15/12	Howard	W	59-56	N	1	WINT
1/5/12	North Carolina	L	78-73	H	2	
11/20/11	Tennessee	W	69-64	H	1	
2/27/11	Virginia Tech	W	73-71	A	1	
2/10/11	NC State	W	94-92	A	4	
1/21/11	Maryland	L	75-77	H	1	
2/15/10	North Carolina	W	82-78	H	1	
2/11/10	Miami	W	69-63	A	1	
2/19/09	Miami	W	84-75	H	1	
3/2/08	Georgia Tech	W	103-101	H	2	
1/26/08	Florida State	W	69-66	A	1	
1/14/07	Boston College	W	65-63	H	1	
1/20/06	Maryland	L	74-84	H	1	
3/5/05	Florida State	W	71-67	N	1	ACC
1/6/05	Wake Forest	W	85-83	A	1	
1/23/04	Florida State	W	82-80	A	1	
11/26/02	Liberty	L	69-77	A	1	
12/18/02	Wake Forest	W	61-55	A	1	
3/17/01	Michigan	L	71-81	N	1	NCAA
1/28/01	Wake Forest	W	76-73	H	2	
11/19/00	Texas	L	55-56	N	2	
2/7/00	North Carolina	L	63-66	A	1	
1/20/00	Clemson	W	77-74	H	2	
2/14/99	North Carolina	L	80-82	H	1	
1/2/99	Clemson	W	67-66	A	1	
2/22/98	Duke	L	78-85	N	1	
2/15/98	North Carolina	L	84-85	H	2	
2/1/98	Florida State	W	83-76	A	1	
1/15/98	North Carolina	W	105-100	A	3	
3/1/97	Clemson	L	75-77	N	1	ACC
3/4/95	Duke	L	82-83	N	1	ACC
3/8/93	Maryland	W	106-103	N	3	ACC
3/7/93	Clemson	W	79-71	A	1	ACC
3/31/91	Tennessee	L	67-70	N	1	NCAA
1/12/91	NC State	W	123-120	A	3	
3/24/90	Tennessee	W	79-75	N	1	NCAA
3/5/90	NC State	W	67-64	N	1	ACC
12/29/89	Rutgers	W	72-71	A	1	
3/4/89	Wake Forest	W	68-67	N	1	ACC
2/15/89	Maryland	L	99-104	N	1	
1/11/86	Clemson	W	96-89	N	1	
1/13/85	North Carolina	W	64-62	H	1	
12/19/83	ETSU	W	71-68	A	1	
2/23/83	Clemson	L	84-86	A	1	
1/15/83	North Carolina	W	78-74	H	1	
1/2/83	ETSU	W	70-65	H	1	
2/1/80	NC State	L	79-81	H	1	
1/5/80	North Carolina	L	65-66	H	1	
3/4/77	VCU	L	47-48	H	1	VIAW
2/8/75	Bridgewater	W	57-52	A	1	

Note: John Paul Jones Arena opened for the 2006-07 season.

## VIRGINIA'S ALL-TIME RECORD IN OVERTIME

Overall..... 37-23 (.617)

### Home/Away/Neutral

Home..... 14-10 (.583)

Away..... 15-5 (.750)

Neutral..... 8-8 (.500)

at John Paul Jones Arena ..... 15-7 (.682)

### By Number of Overtime Periods

1OT ..... 30-19 (.612)

2OT ..... 3-4 (.429)

3OT ..... 3-0 (1.000)

4OT ..... 1-0 (1.000)

### Postseason

NCAA Tournament ..... 1-2 (.333)

ACC Tournament..... 5-2 (.714)

WNIT..... 0-0 (.000)

VIAW ..... 0-1 (.000)



# 2023-24 BOX SCORES

Official Basketball Box Score - Final  
**UMES at Virginia**  
 11/02/23 John Paul Jones Arena, Charlottesville  
 UVA vs UMES Women's Basketball

Game Time: 7:00 PM  
 Game Duration: 1:51  
 Attendance: 3,797

Officials: Denise Brooks, Toni Fallo, Leah Lano

NO. Name	Min	FG			3P			Rebounds		Fouls		TP	AS	TO	ST	Blocks	+/-	Shooting By Period			
		M-A	M-A	M-A	M-A	OR	DR	PF	FT	1st	2nd							3rd	4th		
33 Laney Allen	F 17:54	2-2	0-0	2-2	1	4	5	4	2	6	0	3	1	2	0	-6	1st FG% 5-20 25.0%	3PT% 0-5 0.0%	2nd FG% 0-0 0%	FT% 0-0 0%	
2 Mahogany Lester	C 32:59	3-3	1-2	0-0	1	3	4	4	2	5	1	1	0	1	0	-23	1st FG% 5-20 25.0%	3PT% 0-5 0.0%	2nd FG% 0-0 0%	FT% 0-0 0%	
5 Mya Thomas	G 26:10	3-15	0-4	1-2	1	0	1	0	1	7	1	2	0	1	-23	1st FG% 5-20 25.0%	3PT% 0-5 0.0%	2nd FG% 0-0 0%	FT% 0-0 0%		
12 Chaniqwa Gilliam	G 21:30	2-8	1-3	0-0	1	3	4	0	0	5	1	1	0	0	2	6	1st FG% 5-20 25.0%	3PT% 0-5 0.0%	2nd FG% 0-0 0%	FT% 0-0 0%	
25 Ashanti Lynch	G 24:13	1-8	0-1	2-2	1	3	4	3	3	4	0	2	2	0	-15	1st FG% 5-20 25.0%	3PT% 0-5 0.0%	2nd FG% 0-0 0%	FT% 0-0 0%		
11 Zamara Haynes	27:40	5-20	2-8	0-0	2	4	5	4	2	12	4	1	1	0	3	-25	1st FG% 5-20 25.0%	3PT% 0-5 0.0%	2nd FG% 0-0 0%	FT% 0-0 0%	
21 Ariana Sewell	10:29	2-3	0-0	0-0	1	1	3	4	0	4	0	2	0	0	0	0	1st FG% 5-20 25.0%	3PT% 0-5 0.0%	2nd FG% 0-0 0%	FT% 0-0 0%	
4 Jalia Bannerman	18:58	3-10	1-6	2-2	0	1	1	2	2	9	0	2	1	1	0	-14	1st FG% 5-20 25.0%	3PT% 0-5 0.0%	2nd FG% 0-0 0%	FT% 0-0 0%	
24 Lesley Thomas	20:07	0-2	0-0	0-0	1	2	3	2	3	0	0	2	0	0	0	-20	1st FG% 5-20 25.0%	3PT% 0-5 0.0%	2nd FG% 0-0 0%	FT% 0-0 0%	
<b>Totals</b>		20-71	5-21	7-10	13	26	39	19	15	52	7	14	5	5	8	-24	1st FG% 5-20 25.0%	3PT% 0-5 0.0%	2nd FG% 0-0 0%	FT% 0-0 0%	

Technical Fouls: NONE

Dead Ball Rebounds: 1, 0

NO. Name	Min	FG			3P			Rebounds		Fouls		TP	AS	TO	ST	Blocks	+/-	Shooting By Period			
		M-A	M-A	M-A	M-A	OR	DR	PF	FT	1st	2nd							3rd	4th		
12 Edessa Noyan	F 15:05	2-2	1-1	0-0	3	3	6	3	1	5	1	2	1	0	0	5	1st FG% 4-18 22.2%	3PT% 1-7 14.3%	2nd FG% 1-7 14.3%	FT% 0-0 0%	
20 Camryn Taylor	F 31:03	7-15	0-3	8-9	7	2	9	3	7	22	1	5	1	0	0	16	1st FG% 4-18 22.2%	3PT% 1-7 14.3%	2nd FG% 1-7 14.3%	FT% 0-0 0%	
4 Jillian Brown	G 30:28	4-10	1-5	5-5	1	12	13	3	4	14	1	3	1	0	20	1st FG% 4-18 22.2%	3PT% 1-7 14.3%	2nd FG% 1-7 14.3%	FT% 0-0 0%		
21 Kymora Johnson	G 29:40	4-15	3-10	4-4	0	7	7	2	2	15	3	1	0	2	20	1st FG% 4-18 22.2%	3PT% 1-7 14.3%	2nd FG% 1-7 14.3%	FT% 0-0 0%		
23 Alexia Smith	G 20:32	1-6	0-2	0-0	4	3	7	2	0	2	2	0	2	2	0	0	1st FG% 4-18 22.2%	3PT% 1-7 14.3%	2nd FG% 1-7 14.3%	FT% 0-0 0%	
0 Olivia McGhee	24:19	4-8	2-4	2-3	1	6	7	1	2	12	0	2	1	2	1	19	1st FG% 4-18 22.2%	3PT% 1-7 14.3%	2nd FG% 1-7 14.3%	FT% 0-0 0%	
5 Yonta Vaughn	30:28	2-6	1-3	0-2	1	3	4	0	2	5	8	1	2	1	0	33	1st FG% 4-18 22.2%	3PT% 1-7 14.3%	2nd FG% 1-7 14.3%	FT% 0-0 0%	
32 Cady Pauley	08:52	0-5	0-3	0-0	0	0	0	0	0	0	1	0	0	0	-1	1st FG% 4-18 22.2%	3PT% 1-7 14.3%	2nd FG% 1-7 14.3%	FT% 0-0 0%		
41 Taylor Lauterbach	09:33	0-0	0-0	1-2	1	3	4	1	1	1	0	3	0	0	8	1st FG% 4-18 22.2%	3PT% 1-7 14.3%	2nd FG% 1-7 14.3%	FT% 0-0 0%		
<b>Totals</b>		24-67	8-31	20-25	20	40	60	15	19	76	16	19	8	8	5	24	1st FG% 4-18 22.2%	3PT% 8-31 25.8%	2nd FG% 1-7 14.3%	FT% 0-0 0%	

Technical Fouls: NONE

Dead Ball Rebounds: 2, 0

MES	UVA	Points from Turnovers	MES	UVA	Period by Period Scoring					
					1st	2nd	3rd	4th	TOT	
Biggest lead	6 (1 <sup>st</sup> 8:06)	24 (4 <sup>th</sup> 0:41)	10	14	MES	10	12	14	16	52
Best Scoring Run	9 (4 <sup>th</sup> 8:22)	9 (2 <sup>nd</sup> 1:08)	10	30	UVA	14	21	15	26	76
Lead Changes	1	1	25	18						
Times Tied	1	1	6	24						
Time with Lead	05:41	32:40	25	18						

Official Basketball Box Score - Final  
**Campbell at Virginia**  
 11/02/23 John Paul Jones Arena, Charlottesville  
 UVA vs Campbell Women's Basketball

Game Time: 2:00 PM  
 Game Duration: 1:55  
 Attendance: 3,965

Officials: Safi Esho, Jules Gallen, Jessica Walter

NO. Name	Min	FG			3P			Rebounds		Fouls		TP	AS	TO	ST	Blocks	+/-	Shooting By Period			
		M-A	M-A	M-A	M-A	OR	DR	PF	FT	1st	2nd							3rd	4th		
14 Brittany Staves	F 29:44	3-9	3-7	0-0	1	2	3	3	0	9	0	3	0	0	1	-15	1st FG% 4-16 25.0%	3PT% 2-7 28.6%	2nd FG% 0-0 0%	FT% 0-0 0%	
32 Christabel Ezumah	F 27:47	6-11	0-0	2-8	2	9	11	1	7	14	2	2	1	1	2	0	1st FG% 4-16 25.0%	3PT% 2-7 28.6%	2nd FG% 0-0 0%	FT% 0-0 0%	
44 Shenya Nurenberg	F 25:04	2-3	1-1	0-0	2	6	8	4	1	5	0	4	0	1	1	-24	1st FG% 4-16 25.0%	3PT% 2-7 28.6%	2nd FG% 0-0 0%	FT% 0-0 0%	
11 Shy Tuelie	G 32:06	1-7	1-7	0-0	0	0	0	2	1	3	8	3	1	2	1	-8	1st FG% 4-16 25.0%	3PT% 2-7 28.6%	2nd FG% 0-0 0%	FT% 0-0 0%	
20 Gemma Nunez	G 27:15	2-6	1-3	1-2	0	0	0	1	4	6	3	3	3	0	0	-9	1st FG% 4-16 25.0%	3PT% 2-7 28.6%	2nd FG% 0-0 0%	FT% 0-0 0%	
15 Audrey Fuller	14:18	2-3	1-2	0-0	3	1	4	1	0	5	0	1	0	1	0	-14	1st FG% 4-16 25.0%	3PT% 2-7 28.6%	2nd FG% 0-0 0%	FT% 0-0 0%	
10 Sarah Fitzgerald	07:48	0-4	0-2	0-0	1	0	1	4	0	0	0	0	0	0	0	-22	1st FG% 4-16 25.0%	3PT% 2-7 28.6%	2nd FG% 0-0 0%	FT% 0-0 0%	
22 Gianni Boone	13:00	2-9	0-3	1-2	1	2	3	1	1	5	0	1	0	2	1	0	1st FG% 4-16 25.0%	3PT% 2-7 28.6%	2nd FG% 0-0 0%	FT% 0-0 0%	
0 Jessica Woods	07:43	0-2	0-1	0-0	0	0	0	1	0	0	0	0	0	0	0	-12	1st FG% 4-16 25.0%	3PT% 2-7 28.6%	2nd FG% 0-0 0%	FT% 0-0 0%	
12 Hadleigh Dill	07:10	0-3	0-1	0-0	1	0	1	0	1	0	1	0	0	1	1	-8	1st FG% 4-16 25.0%	3PT% 2-7 28.6%	2nd FG% 0-0 0%	FT% 0-0 0%	
24 Peris Smith	04:25	0-1	0-0	2-4	1	0	1	3	2	2	0	0	0	0	0	-3	1st FG% 4-16 25.0%	3PT% 2-7 28.6%	2nd FG% 0-0 0%	FT% 0-0 0%	
4 Taylor Collier	01:50	0-0	0-0	0-0	0	0	0	0	0	0	0	0	0	0	0	0	1st FG% 4-16 25.0%	3PT% 2-7 28.6%	2nd FG% 0-0 0%	FT% 0-0 0%	
21 Logan Nuckols	01:50	0-0	0-0	0-0	0	0	0	0	0	0	0	0	0	0	0	0	1st FG% 4-16 25.0%	3PT% 2-7 28.6%	2nd FG% 0-0 0%	FT% 0-0 0%	
<b>Totals</b>		18-58	7-27	6-16	15	25	40	21	17	49	13	21	5	7	-25	1st FG% 4-16 25.0%	3PT% 7-27 25.9%	2nd FG% 0-0 0%	FT% 6-16 37.6%		

Technical Fouls: NONE

Dead Ball Rebounds: 5, 0

NO. Name	Min	FG			3P			Rebounds		Fouls		TP	AS	TO	ST	Blocks	+/-	Shooting By Period			
		M-A	M-A	M-A	M-A	OR	DR	PF	FT	1st	2nd							3rd	4th		
20 Camryn Taylor	F 27:45	5-12	0-0	6-6	1	2	3	3	5	16	0	2	2	4	1	36	1st FG% 7-16 43.8%	3PT% 1-4 25.0%	2nd FG% 4-23 100%	FT% 2-2 100%	
34 London Clarkson	F 28:43	3-7	0-0	6-6	1	2	3	2	6	12	2	1	2	0	2	9	1st FG% 7-16 43.8%	3PT% 1-4 25.0%	2nd FG% 4-23 100%	FT% 2-2 100%	
4 Jillian Brown	G 28:15	3-12	0-4	6-6	2	5	7	2	4	12	2	0	1	1	10	1st FG% 7-16 43.8%	3PT% 1-4 25.0%	2nd FG% 4-23 100%	FT% 2-2 100%		
21 Kymora Johnson	G 28:45	7-14	1-3	0-1	2	4	6	3	2	15	7	1	1	2	1	38	1st FG% 7-16 43.8%	3PT% 1-4 25.0%	2nd FG% 4-23 100%	FT% 2-2 100%	
23 Alexia Smith	G 25:48	4-6	1-2	1-2	2	4	6	1	2	10	1	0	2	0	0	-1	1st FG% 7-16 43.8%	3PT% 1-4 25.0%	2nd FG% 4-23 100%	FT% 2-2 100%	
0 Olivia McGhee	20:23	1-3	1-2	2-2	1	1	2	1	1	5	0	2	2	0	1	21	1st FG% 7-16 43.8%	3PT% 1-4 25.0%	2nd FG% 4-23 100%	FT% 2-2 100%	
5 Yonta Vaughn	18:24	1-3	0-2	0-0	0	3	3	0	1	2	4	2	0	0	0	1	1st FG% 7-16 43.8%	3PT% 1-4 25.0%	2nd FG% 4-23 100%	FT% 2-2 100%	
12 Edessa Noyan	13:00	1-3	0-0	0-0	2	6	8	2	0	2	0	2	1	0	1	13	1st FG% 7-16 43.8%	3PT% 1-4 25.0%	2nd FG% 4-23 100%	FT% 2-2 100%	
41 Taylor Lauterbach	06:09	0-0	0-0	0-0	1	1	3	0	0	0	1	0	0	0	0	-2	1st FG% 7-16 43.8%	3PT% 1-4 25.0%	2nd FG% 4-23 100%	FT% 2-2 100%	
32 Cady Pauley	04:48	0-2	0-2	0-0	0	0	0	0	0	0	0	0	0	0	0	0	1st FG% 7-16 43.8%	3PT% 1-4 25.0%	2nd FG% 4-23 100%	FT% 2-2 100%	
<b>Totals</b>		25-62	3-15	21-23	13	30	43	17	21	74	16	11	11	7	25	1st FG% 7-16 43.8%	3PT% 3-15 20.0%	2nd FG% 4-23 100%	FT% 21-23 91.3%		

Technical Fouls: NONE

Dead Ball Rebounds: 1, 0

CAM	UVA	Points from Turnovers	CAM	UVA	Period by Period Scoring			
					1st	2nd	3rd	4th
Biggest lead	7 (3 <sup>rd</sup> 7:51)	27 (4 <sup>th</sup> 2:33)	5	20				

# 2023-24 BOX SCORES



Official Basketball Box Score - Final  
**Tulane at Virginia**  
 11/25/23 John Gray Gymnasium, George Town, Cayman Islands  
 2023-24 Women's Basketball

Game Time: 11:00 AM  
 Game Duration: 1:58

Officials: Carla Fountain, Mark Resch, Teresa Luck

Tulane - 59		Record: 3-2													Shooting By Period					
NO.	Name	Min	FG	3P	FT	Rebounds			Fouls		TP	AS	TO	ST	Blocks	+/-	1st	2nd	3rd	4th
						OR	DR	TOT	PF	FF										
12	Hannah Pratt	F	30:47	5-13	3-9	2-4	0	7	7	1	2	15	3	2	2	1	21	1st FG%	3-6	50.0%
21	Irina Parau	F	30:36	0-5	0-1	0	0	6	6	1	0	11	2	4	0	2	-14	2nd FG%	7-8	87.5%
0	Kyran Whittington	G	26:14	2-8	0-3	8-10	1	1	2	1	2	1	2	4	0	0	4	3rd FG%	2-5	40.0%
1	Kaylah Rainey	G	25:56	2-5	2-3	2-2	1	3	4	1	2	8	2	5	0	0	-9	4th FG%	0-5	0.0%
3	Maria Galic	G	26:23	3-13	1-5	1-2	4	1	5	0	1	8	2	2	2	0	1	1st FT%	6-9	66.7%
23	Amira Mabry	28:22	3-6	0-0	3-4	4	5	9	3	2	9	0	1	0	1	0	-11	2nd FT%	1-2	50.0%
24	Chiana Brown	08:01	2-4	0-0	0-0	1	1	0	1	0	4	0	2	0	0	0	-4	3rd FT%	1-2	50.0%
8	Joy Madison-Key	11:56	1-2	0-0	1-2	0	1	1	1	1	3	0	0	0	0	0	-17	4th FT%	3-5	60%
22	McKenzi Carter	03:31	0-0	0-0	0-0	1	0	1	0	1	0	0	0	0	0	0	0	GM FG%	15-25	42.9%
33	Lily Ba	08:15	0-2	0-0	0-0	0	1	1	1	0	0	0	0	0	1	0	2	3PT%	2-6	33.3%
Team							2	4	6	0	0	2	1	1	0	2		GM FT%	3-5	60%
Totals			18-58	6-23	17-24	14	29	43	10	19	59	9	10	4	4	-22		GM 3PT%	6-23	26.1%

Technical Fouls: NONE

Dead Ball Rebounds: 4, 1

Virginia - 81		Record: 4-1													Shooting By Period						
NO.	Name	Min	FG	3P	FT	Rebounds			Fouls		TP	AS	TO	ST	Blocks	+/-	1st	2nd	3rd	4th	
						OR	DR	TOT	PF	FF											
20	Camryn Taylor	F	17:10	4-6	0-0	0-0	1	2	3	2	1	8	0	0	1	0	10	1st FG%	5-16	31.3%	
34	Londan Clarkson	F	15:46	0-4	0-0	1-2	3	1	4	1	1	1	1	0	3	1	0	0	2nd FG%	2-8	25.0%
0	Olivia McGhee	G	15:07	3-10	1-5	2-2	3	3	6	0	2	9	2	1	0	0	5	3rd FG%	9-17	52.9%	
4	Jillian Brown	G	14:29	2-7	0-1	1-1	2	1	3	1	5	2	1	1	0	1	5	4th FG%	5-9	55.6%	
21	Kymora Johnson	G	18:55	3-7	3-6	0-0	1	1	2	0	9	9	6	3	1	0	17	1st FT%	1-2	50.0%	
1	Paris Clark	15:02	2-4	1-2	0-0	2	2	2	3	0	5	1	0	0	0	0	30	2nd FT%	10-20	50.0%	
33	Sam Brunelle	19:35	4-7	4-5	0-0	4	4	1	0	10	12	1	2	1	1	0	37	3rd FT%	4-6	66.7%	
5	Yontia Vaughn	24:36	5-11	4-8	0-0	1	4	5	4	1	2	14	4	1	0	0	1	4th FT%	3-3	100%	
14	Kaydan Lawson	16:33	0-3	0-1	0-0	1	3	4	4	1	0	0	0	0	0	1	9	GM FG%	6-21	28.6%	
32	Cady Pauley	11:02	3-7	2-6	0-0	1	1	1	2	0	8	1	0	1	0	0	10	3PT%	4-12	33.3%	
23	Alexia Smith	17:25	4-5	0-1	2-2	0	3	3	0	1	10	0	0	3	0	0	23	4th FT%	2-2	100%	
12	Edessa Noyan	10:02	0-1	0-0	0-0	0	1	1	1	0	0	0	0	0	0	1	6	GM FT%	30-74	40.5%	
41	Taylor Lauterbach	04:08	0-2	0-0	0-0	2	2	1	1	0	0	0	0	0	0	0	-3	3PT%	15-25	42.9%	
Team							3	1	4	0	0	0	0	0	0	0		FT%	6-7	85.7%	
Totals			30-74	15-35	6-7	14	29	43	19	10	81	20	12	13	4	4	-22		GM 3PT%	6-23	26.1%

Technical Fouls: NONE

Dead Ball Rebounds: 1, 0

TUL		UVA		Points from		Turnovers		Period by Period Scoring			
Biggest lead	15 (1st 3:01)	24 (4th 9:45)	Turnovers	6	28	1st	2nd	3rd	4th	TOT	
Best Scoring Run	10 (1st 4:46)	17 (2nd 6:01)	Paint	22	26	12	24	10	8	17	59
Lead Changes	1		Second Chance	7	13	UVA	12	24	27	18	81
Times Tied	2		Fast Breaks	9	13						
Time with Lead	12:31	25:52	Bench	16	49						



Official Basketball Box Score - Final  
**Virginia at LSU**  
 11/25/23 John Gray Gymnasium, George Town, Cayman Islands  
 2023-24 Women's Basketball

Game Time: 5:00 PM  
 Game Duration: 2:04  
 Attendance: 1,650

Officials: Joe Vaszly, Fatou Cesako-Stephens, Meadow Overstreet

Virginia - 73		Record: 4-2													Shooting By Period						
NO.	Name	Min	FG	3P	FT	Rebounds			Fouls		TP	AS	TO	ST	Blocks	+/-	1st	2nd	3rd	4th	
						OR	DR	TOT	PF	FF											
20	Camryn Taylor	F	20:50	1-9	0-0	2-2	2	4	3	4	4	0	1	1	2	1	9	1st FG%	8-19	42.1%	
33	Sam Brunelle	F	31:57	5-11	5-11	0-0	0	3	3	4	15	0	0	0	0	0	7	2nd FG%	2-2	100%	
1	Paris Clark	G	26:03	7-17	1-5	4-4	2	5	7	3	3	0	1	3	0	0	1	3rd FG%	8-17	47.1%	
21	Kymora Johnson	G	21:36	4-13	0-7	0-0	1	2	3	0	8	2	3	2	0	1	5	4th FG%	4-7	44.4%	
23	Alexia Smith	G	26:04	2-6	0-3	1-3	2	3	5	3	2	5	1	3	1	0	0	5	1st FT%	0-1	0%
34	Londan Clarkson	19:05	1-2	0-0	2-2	3	0	3	4	4	4	1	1	0	0	0	-7	2nd FT%	6-19	31.6%	
4	Jillian Brown	18:48	2-3	0-0	0-0	2	4	3	7	1	2	5	1	1	0	0	-4	3rd FT%	4-10	40.0%	
5	Yontia Vaughn	23:41	5-8	3-4	0-1	0	1	1	0	1	13	7	1	0	0	0	-5	4th FT%	4-7	14.3%	
14	Kaydan Lawson	01:38	0-0	0-0	0-0	0	0	0	0	0	0	0	0	0	0	0	1	GM FG%	6-9	66.7%	
0	Olivia McGhee	04:40	0-2	0-1	0-0	0	1	1	1	0	0	0	0	0	0	0	0	3PT%	1-7	14.3%	
12	Edessa Noyan	05:38	0-1	0-0	0-0	0	1	1	2	0	0	0	0	0	0	0	0	FT%	6-9	66.7%	
Team							2	7	0	0	1	1	1	0	0	0	0		GM FT%	27-72	37.5%
Totals			27-72	9-31	10-14	19	23	42	24	17	73	14	16	8	6	2	-3		3PT%	9-31	29.0%

Technical Fouls: NONE

Dead Ball Rebounds: 1, 0

LSU - 76		Record: 7-1													Shooting By Period						
NO.	Name	Min	FG	3P	FT	Rebounds			Fouls		TP	AS	TO	ST	Blocks	+/-	1st	2nd	3rd	4th	
						OR	DR	TOT	PF	FF											
24	Anoesah Morrow	F	40:00	15-25	1-3	6-7	10	6	16	2	8	37	2	2	0	1	1	3	1st FG%	8-18	44.4%
23	Ashlynn Del Rossario	G	20:32	3-8	0-0	1-2	1	3	4	4	2	7	0	1	1	0	2	3	2nd FG%	2-4	50.0%
4	Flauja Johnson	G	38:31	1-6	0-0	4-5	3	12	15	3	5	6	2	4	1	1	2	2	3rd FG%	3-4	75%
11	Hailey Van Lih	G	38:32	4-12	1-2	3-4	0	2	2	0	2	12	5	1	0	0	6	4th FG%	6-17	35.3%	
12	Mikaylah Williams	G	23:48	2-10	0-2	2-2	1	4	5	3	1	6	2	1	0	0	0	4	1st FT%	0-2	0%
13	Last-Tear Poo	32:41	2-6	0-1	4-4	0	1	1	4	6	8	5	2	1	0	1	2	2nd FT%	5-6	83.3%	
20	Janae Kent	07:56	0-0	0-0	0-0	0	0	0	0	0	1	0	0	0	0	0	0	3rd FT%	8-17	47.1%	
Team							3	1	4	0	0	1	0	0	0	0	0	0	4th FT%	0-0	0%
Totals			27-67	2-8	20-24	18	29	47	17	24	76	16	16	4	2	6	3		GM FT%	27-67	40.3%

Technical Fouls: NONE

Dead Ball Rebounds: 3, 0

UVA		LSU		Points from		Turnovers		Period by Period Scoring			
Biggest lead	4 (1st 4:28)	10 (4th 4:38)	Turnovers	32	13	1st	2nd	3rd	4th	TOT	
Best Scoring Run	6 (1st 4:28)	8 (4th 4:38)	Paint	32	42	UVA	18	20	18	17	73
Lead Changes	14		Second Chance	21	15						
Times Tied	2		Fast Breaks	14	8						
Time with Lead	07:10	28:08	Bench	22	8						



Official Basketball Box Score - Final  
**Missouri at Virginia**  
 11/30/23 John Paul Jones Arena, Charlottesville  
 UVA vs Missouri Women's Basketball

Game Time: 5:00 PM  
 Game Duration: 2:23  
 Attendance: 3,701

Officials: Eric Brewton, Katie Lukulich, Meadow Overstreet

Missouri - 81		Record: 5-3													Shooting By Period			
NO.																		

# 2023-24 BOX SCORES



Official Basketball Box Score - Final

**Rider at Virginia**  
12/06/23 John Paul Jones Arena, Charlottesville  
Virginia vs Rider Women's Basketball

Game Time: 7:00 PM  
Game Duration: 1:41  
Attendance: 3,676

Officials: Bruce Morris, Krystle Apekaniz, Keith Batson

Rider - 51

NO.	Name	Min	FG			3P			FT			Rebounds		Fouls		TP	AS	TO	ST	Blocks		+/-	
			M	A	%	M	A	%	M	A	%	OR	DR	PF	FD					BS	BA		
44	Kaylan Deveney	C 31:02	3-5	1-1	2-4	0	1	1	2	2	9	2	3	1	0	1	21						
0	Saraia Redmond	G 17:56	0-4	0-1	0-0	0	3	3	2	0	4	4	1	0	0	1	14						
23	Taylor Langan	G 28:49	6-9	0-1	0-1	0	2	2	2	9	12	2	1	0	0	32							
24	Makayla Firebaugh	G 35:37	6-14	0-5	0-0	2	4	6	3	0	12	0	2	2	1	0	28						
55	Jessika Schiffer	G 25:07	2-7	2-7	0-0	0	3	3	1	1	6	1	1	2	0	0	9						
14	Sofie Bruinjies	08:02	0-2	0-1	0-0	0	0	0	0	1	0	0	0	0	0	0	3						
3	Jamia Blake	14:53	2-4	0-0	1-1	0	1	1	2	1	5	0	0	0	0	0	10						
11	Mariona Cos-Morales	11:11	2-2	0-0	0-0	1	2	3	1	0	4	1	1	0	0	5							
1	Aliya McIver	20:10	1-3	1-3	0-0	0	2	2	2	3	3	2	0	0	0	10							
10	Molly Lynch	05:21	0-1	0-1	0-0	0	1	1	0	0	0	0	0	0	0	7							
12	Taylor Blunt	00:56	0-1	0-1	0-0	0	0	0	0	0	0	0	0	0	0	0	3						
13	Sam Richardson	00:56	0-0	0-0	0-0	0	0	0	0	0	0	0	0	0	0	0	0	0	0	0	0	0	0
Team						0	0	0	0	0	0	0	0	0	0	1							
Totals		22:52	4-21	3-6	3	19	22	15	11	51	16	18	8	1	2	27							

Technical Fouls: NONE

Dead Ball Rebounds: 1.0

Virginia - 78

NO.	Name	Min	FG			3P			FT			Rebounds		Fouls		TP	AS	TO	ST	Blocks		+/-	
			M	A	%	M	A	%	M	A	%	OR	DR	PF	FD					BS	BA		
20	Camryn Taylor	F 27:18	7-11	0-0	4-4	7	6	13	2	3	18	0	3	1	0	0	35						
33	Sam Brunelle	F 23:07	2-11	2-8	1-2	3	1	4	2	1	7	1	0	1	0	16							
1	Paris Clark	G 13:28	1-6	0-0	0	3	1	4	0	0	2	0	2	0	1	2							
21	Kymora Johnson	G 25:39	3-9	0-2	1-1	3	4	7	1	1	7	4	0	1	0	31							
23	Alexia Smith	G 18:25	5-8	1-1	0-0	1	1	2	0	0	11	1	1	1	0	0	14						
4	Jillian Brown	19:22	3-9	0-1	2-5	6	5	11	1	3	8	3	1	2	0	35							
5	Yontia Vaughn	20:11	1-3	1-3	0-0	0	3	3	1	1	3	0	2	0	0	9							
14	Kaydan Lawson	12:06	1-3	1-2	0-2	1	2	3	1	1	0	0	0	0	0	9							
32	Cady Pauley	10:38	0-4	0-4	0-0	0	1	1	0	3	4	2	1	0	0	2							
0	Olivia McGhee	07:15	2-4	1-3	0-0	0	0	0	0	5	0	0	0	0	0	7							
12	Edessa Noyan	15:10	3-7	1-2	1-2	4	2	6	1	2	8	0	1	2	1	9							
41	Taylor Lauterbach	07:22	1-1	0-0	0	1	2	2	0	0	2	0	1	2	0	1							
Team						2	2	4	0	0	0	0	0	0	0								
Totals		29:76	7-26	13-20	3	29	60	11	15	78	14	10	12	2	1	27							

Technical Fouls: NONE

Dead Ball Rebounds: 4.0

Biggest lead

Best Scoring Run

Lead Changes

Times Tied

Time with Lead

RID	UVA	Points from Turnovers	Period by Period Scoring
4 (1 <sup>st</sup> 0:07)	27 (4 <sup>th</sup> 0:45)	4	1st 2nd 3rd 4th TOT
5 (1 <sup>st</sup> 0:07)	11 (3 <sup>rd</sup> 6:13)	26	15 12 13 11 51
7	Second Chance	0	26
3	Fast Breaks	4	17
09:06	28:41	Bench	12 33



Official Basketball Box Score - Final

**Fordham at Virginia**  
12/21/23 John Paul Jones Arena, Charlottesville  
Virginia vs Fordham Women's Basketball

Game Time: 6:00 PM  
Game Duration: 1:40  
Attendance: 4,208

Officials: Tara Cruse, Timothy Bryant, Roy Jackson

Fordham - 56

NO.	Name	Min	FG			3P			FT			Rebounds		Fouls		TP	AS	TO	ST	Blocks		+/-	
			M	A	%	M	A	%	M	A	%	OR	DR	PF	FD					BS	BA		
10	Rose Nelson	F 30:38	0-3	0-0	0	3	1	4	0	2	0	0	5	2	0	0	41						
30	Maranda Nyborg	F 24:05	1-3	0-0	2-2	2	3	5	2	1	4	5	1	0	0	0	0						
1	Maddia Flood	G 31:52	5-11	3-6	1-2	2	4	6	1	4	14	1	3	0	1	12							
3	Taylor Donaldson	G 36:51	5-9	4-11	0-0	0	1	1	0	14	3	1	3	0	1	15							
8	Emy Hayford	G 18:39	1-7	0-3	2-2	1	1	2	4	1	4	3	4	1	0	0	8						
4	Taya Davis	18:33	2-4	2-3	0-0	0	3	3	1	0	6	3	5	1	0	1	16						
11	Mandy McGurk	32:18	5-14	2-7	0-0	2	2	0	0	12	0	1	2	0	1	16							
25	Kaila Berry	04:09	0-0	0-0	0-0	0	0	0	0	0	0	1	0	0	0	11							
34	Kailah Harris	02:56	1-3	0-0	0-0	1	1	2	0	1	2	0	0	0	0	11							
Team						3	4	7	0	0	1	0	0	0	0								
Totals		20:64	11-30	5-6	12	20	32	9	9	56	15	20	12	0	4	26							

Technical Fouls: NONE

Dead Ball Rebounds: 1.0

Virginia - 82

NO.	Name	Min	FG			3P			FT			Rebounds		Fouls		TP	AS	TO	ST	Blocks		+/-
			M	A	%	M	A	%	M	A	%	OR	DR	PF	FD					BS	BA	
20	Camryn Taylor	F 26:13	4-9	0-0	2-3	4	4	8	4	2	10	2	3	0	2	16						
33	Sam Brunelle	F 15:24	1-3	1-3	0-0	0	3	3	0	0	3	1	2	0	0	11						
1	Paris Clark	G 21:20	6-10	1-1	2-2	0	2	2	1	3	15	4	3	2	0	31						
21	Kymora Johnson	G 34:47	10-13	6-7	0-0	0	5	5	0	1	26	7	1	2	0	25						
23	Alexia Smith	G 23:40	1-1	0-0	0	0	5	5	0	2	1	3	2	0	0	10						
4	Jillian Brown	11:20	0-3	0-0	0	0	3	3	0	0	2	0	0	0	0	8						
34	London Clarkson	26:02	3-4	0-0	3-4	1	1	2	1	2	9	0	1	1	2	20						
0	Olivia McGhee	17:15	2-8	1-5	0-0	2	2	0	0	5	1	1	2	0	0	7						
14	Kaydan Lawson	15:23	2-4	2-4	0-0	4	4	3	0	6	3	1	0	0	0	10						
32	Cady Pauley	08:36	2-3	1-2	1-2	0	1	1	0	1	6	0	2	0	0	8						
Team						2	2	4	0	0	0	0	0	0	0							
Totals		31:58	12-22	6-11	7	32	39	9	9	82	21	19	9	4	0	26						

Technical Fouls: NONE

Dead Ball Rebounds: 3.0

Biggest lead

Best Scoring Run

Lead Changes

Times Tied

Time with Lead

FOR	UVA	Points from Turnovers	Period by Period Scoring
0 (1 <sup>st</sup> 10:00)	38 (3 <sup>rd</sup> 4:54)	15	1st 2nd 3rd 4th TOT
10 (4 <sup>th</sup> 5:37)	18 (1 <sup>st</sup> 3:58)	18	7 18 9 22 56
0	Second Chance	8	4
0	Fast Breaks	12	36
00:00	38:50	Bench	20 26



Official Basketball Box Score - Final





# 2023-24 BOX SCORES



Official Basketball Box Score - Final  
**Notre Dame at Virginia**  
 01/18/24 John Paul Jones Arena, Charlottesville  
 Virginia vs No. 19 Notre Dame Women's Basketball

Game Time: 7:00 PM  
 Game Duration: 2:09  
 Attendance: 4,102

Officials: Angelica Suffren, Carla Fountain, Mark Berger

Notre Dame - 86		Record: 13-3 (4-2)										Shooting By Period									
NO. Name	Min	FG	3P	FT	Rebounds	Fouls	TP	AS	TO	ST	Blocks	+/-	1st	2nd	3rd	4th	GM	FT%	3PT%	FT%	
		M/A	M/A	M/A	OR	DR	TOT	PF	FD		BS	BA									
21 Macy Westfeld	F	37:59	4-11	1-4	5-6	2	7	9	4	6	14	1	3	2	2	1	17	1st	FG%	7-17	41.2%
22 Kyle Watson	F	21:51	3-5	0-0	0-2	0	2	2	4	1	6	2	0	0	1	0	18	2nd	FG%	9-10	90%
3 Hannah Hidalgo	G	27:23	3-4	0-0	0	1	1	2	9	3	5	0	2	1	0	2	18	3rd	FG%	7-8	88.9%
11 Sonia Citron	G	37:33	1-4	2-6	12-12	1	3	4	0	13	23	9	4	3	1	2	7	4th	FG%	1-6	16.7%
13 Anna DeWolfe	G	26:01	2-7	0-2	2-4	0	0	0	3	2	6	1	1	0	0	1	2	FT%	0-0	0%	
15 Natalija Marshall	07:42	1-1	0-0	1-2	1	0	1	3	1	3	0	2	0	0	0	0	7	1st	FG%	7-13	53.8%
14 KK Bransford	27:17	2-4	0-0	2-4	1	2	3	1	2	6	0	1	2	1	1	1	1	2nd	FG%	1-3	33.3%
10 Becky Obinma	04:05	0-0	0-0	0-0	1	1	2	0	0	0	1	0	0	0	0	0	2	3rd	FG%	10-17	58.8%
Team					5	5	10	0	0	0	0	0	0	0	0	0	0	4th	FG%	4-8	50.0%
Totals		25-56	3-14	33-44	10	25	35	21	35	86	16	15	13	5	7	10		GM	FG%	25-56	44.6%
																		FT%	14-17	82.4%	
																		3PT%	3-4	21.4%	
																		FT%	33-44	75.0%	

Technical Fouls: NONE

Dead Ball Rebounds: 6:1

Virginia - 76		Record: 8-9 (0-6)										Shooting By Period									
NO. Name	Min	FG	3P	FT	Rebounds	Fouls	TP	AS	TO	ST	Blocks	+/-	1st	2nd	3rd	4th	GM	FT%	3PT%	FT%	
		M/A	M/A	M/A	OR	DR	TOT	PF	FD		BS	BA									
20 Camryn Taylor	F	14:27	2-7	0-2	2-2	1	2	3	5	1	6	0	2	0	1	0	-4	1st	FG%	5-15	33.3%
34 London Clarkson	F	18:03	2-4	0-0	1-2	2	3	5	6	5	0	4	0	0	1	0	6	2nd	FG%	1-7	14.3%
0 Olivia McGhee	G	29:19	5-10	2-4	2-2	0	2	2	4	3	14	1	2	0	1	2	1	3rd	FG%	5-6	83.3%
21 Kymora Johnson	G	32:57	6-14	2-7	2-2	2	6	8	3	2	16	7	6	1	0	0	-13	4th	FG%	6-12	50.0%
23 Alexia Smith	G	07:42	0-0	0-0	0	1	1	2	0	0	1	0	0	0	0	0	-3	GM	FG%	26-62	41.9%
1 Paris Clark	G	27:22	6-11	2-3	2-2	0	7	7	4	3	16	4	3	1	1	7	1	FT%	14-17	82.4%	
33 Sam Brunelle	15:09	0-2	0-2	0-0	0	0	0	1	0	0	0	0	0	0	0	0	-17	3PT%	3-4	21.4%	
4 Jillian Brown	08:57	1-2	0-0	4-4	1	1	2	3	2	6	1	0	0	0	1	-5	FT%	33-44	75.0%		
12 Edessa Noyan	12:04	1-2	0-0	0-0	0	0	0	2	2	0	0	0	2	1	0	-11	GM	FT%	2-2	100%	
41 Taylor Lauterbach	10:00	1-2	1-1	2-2	0	2	2	3	0	5	0	3	0	1	0	-1	1st	FG%	4-16	25.0%	
5 Yontia Vaughn	07:03	1-3	0-1	2-2	0	0	0	1	2	4	3	0	0	0	0	3	2nd	FG%	4-16	25.0%	
32 Gady Pauley	06:40	0-2	0-2	0-0	0	0	0	0	0	0	0	0	0	0	0	0	-7	3rd	FG%	1-2	50.0%
14 Kaydan Lawson	10:18	1-3	0-1	0-0	1	2	3	2	0	1	1	1	1	1	1	7	4th	FG%	11-19	57.9%	
Team					4	4	8	0	0	0	0	0	0	0	0	0	0	GM	FT%	17-18	94.4%
Totals		26-62	7-23	17-18	11	26	37	35	21	76	17	23	7	7	5	-10		FT%	7-23	30.4%	
																		3PT%	3-4	21.4%	
																		FT%	33-44	75.0%	

Technical Fouls: NONE

Dead Ball Rebounds: 0:0

UND	UVA	Points from Turnovers	UND	UVA	Period by Period Scoring						
Biggest lead	20 (3 <sup>rd</sup> 2:50)	3 (1 <sup>st</sup> 4:44)	1st	2nd	3rd	4th	TOT				
Best Scoring Run	9 (3 <sup>rd</sup> 7:03)	6 (4 <sup>th</sup> 4:19)	UND	24	15	25	22	86			
Lead Changes	2	9	Fast Breaks	26	12	UVA	16	17	14	29	76
Times Tied	2		Bench	9	35						
Time with Lead	36:16	00:47									



Official Basketball Box Score - Final  
**Virginia at Florida State**  
 01/21/24 Donald L Tucker Center, Tallahassee  
 2023-24 FSU Women's Basketball

Game Time: 7:00 PM  
 Game Duration: 1:55  
 Attendance: 2,081

Officials: Ed Sidasky, Timothy Bryant, Kystie Apelinis

Virginia - 91		Record: 9-9 (1-6)										Shooting By Period									
NO. Name	Min	FG	3P	FT	Rebounds	Fouls	TP	AS	TO	ST	Blocks	+/-	1st	2nd	3rd	4th	GM	FT%	3PT%	FT%	
		M/A	M/A	M/A	OR	DR	TOT	PF	FD		BS	BA									
20 Camryn Taylor	F	16:29	5-10	1-1	0-0	3	7	10	5	0	11	0	1	0	1	0	4	1st	FG%	10-19	52.6%
34 London Clarkson	F	28:11	4-9	0-0	2-5	3	3	6	4	4	10	3	2	2	1	1	17	2nd	FG%	4-5	80.0%
0 Olivia McGhee	G	24:26	5-10	2-5	0-0	2	2	2	1	12	1	1	0	0	0	0	7	3rd	FG%	6-13	46.2%
11 Paris Clark	G	18:00	2-5	0-1	1-2	2	2	4	2	1	6	3	6	0	0	0	-4	4th	FG%	0-0	0%
21 Kymora Johnson	G	35:50	14-20	3-7	4-5	2	5	7	1	7	35	6	4	1	0	0	2	GM	FG%	10-19	52.6%
12 Edessa Noyan	25:05	2-2	0-0	4-4	0	4	4	5	3	8	0	1	1	1	0	1	1	FT%	4-5	80.0%	
23 Alexia Smith	15:02	0-3	0-0	0-0	0	4	4	0	0	0	0	0	1	2	0	1	0	3rd	FG%	2-3	66.7%
4 Jillian Brown	20:38	4-6	2-2	0-0	2	4	6	3	0	10	2	0	1	0	0	9	4th	FG%	10-16	62.5%	
41 Taylor Lauterbach	04:38	0-0	0-0	0-0	0	1	1	0	0	0	0	0	0	0	0	0	-7	FT%	1-4	25.0%	
33 Sam Brunelle	03:57	0-1	0-0	0-0	0	1	1	0	0	0	0	0	0	0	0	0	-4	GM	FT%	36-67	53.7%
14 Kaydan Lawson	07:44	0-1	0-1	0-0	0	1	1	0	0	0	0	0	0	0	0	0	-9	3PT%	8-17	47.1%	
Team					0	2	2	0	0	0	0	0	0	0	0	0	0	FT%	11-16	68.8%	
Totals		36-67	8-17	11-16	12	36	48	24	16	91	14	19	3	6	1	4					

Technical Fouls: NONE

Dead Ball Rebounds: 2:0

Florida State - 87		Record: 14-6 (5-3)										Shooting By Period									
NO. Name	Min	FG	3P	FT	Rebounds	Fouls	TP	AS	TO	ST	Blocks	+/-	1st	2nd	3rd	4th	GM	FT%	3PT%	FT%	
		M/A	M/A	M/A	OR	DR	TOT	PF	FD		BS	BA									
21 Makayla Timpson	F	27:43	8-16	0-0	5-9	4	3	7	3	6	21	0	0	0	1	3	-3	1st	FG%	6-22	27.3%
00 Ta'Niya Latson	G	31:49	8-15	1-5	5-5	0	3	3	1	5	22	6	0	2	0	0	0	2nd	FG%	8-19	42.1%
1 Brianna Turnage	G	23:47	1-4	1-3	1-2	1	5	6	1	2	4	3	1	0	0	0	-4	3rd	FG%	1-8	12.5%
3 O'Mariah Gordon	G	31:12	5-11	1-5	6-7	1	2	3	3	3	17	1	1	2	0	0	-9	4th	FG%	4-5	80.0%
4 Sara Bejedi	G	36:13	3-11	2-5	2-2	0	1	1	5	5	10	0	0	0	0	2	-3	GM	FT%	2-2	100%
13 Cassia Viegas	08:07	0-5	0-5	0-0	0	0	0	1	0	0	1	0	0	0	1	-5	1st	FG%	9-22	40.9%	
24 Amaya Bonner	13:27	0-4	0-1	1-2	1	2	3	0	1	1	0	0	0	0	0	0	-2	2nd	FG%	2-8	25.0%
2 Alexia Tucker	15:25	3-7	0-2	2-2	0	0	0	2	8	1	0	1	0	0	0	0	1	3rd	FG%	2-3	66.7%
22 Sakya White	10:52	2-3	0-0	0-0	2	3	5	1	0	4	0	0	2	0	0	0	-2	4th	FG%	7-13	53.8%
32 Avery Treadwell	01:25	0-0	0-0	0-0	0	1	1	0	0	0	1	0	0	0	0	0	-1	FT%	0-1	0.0%	
Team					1	0	1	0	0	0	0	0	0	0	0	0	0	GM	FT%	8-11	72.7%
Totals		30-76	5-26	22																	



# 2023-24 BOX SCORES



Official Basketball Box Score - Final  
**Virginia at Virginia Tech**  
 02/01/24 Cassell Coliseum, Blacksburg, Va.  
 2023-24 Women's Basketball

Game Time: 6:00 PM  
 Game Duration: 1:43  
 Attendance: 8,985

Officials: Denise Brooks, Meadow Overstreet, Tara Cozse

Virginia - 83		Record: 10-11 (2-8)													Shooting By Period				
NO. Name	Min	FG	3P	FT	Rebounds	Fouls	TP	AS	TO	ST	Blocks	BS	BA	+/	1st FG%	2nd FG%	3rd FG%	4th FG%	
		M-A	M-A	M-A	OR DR TOT	PF	FD				BS	BA	+/						
33 Sam Brunelle	F	20:57	0-5	0-5	0-0	0	4	4	0	0	0	0	0	0	1	0	0	0	-16
34 London Clarkson	F	20:01	1-2	0-0	1-2	0	1	1	3	1	3	0	0	0	1	0	0	0	-4
0 Olivia McGhee	G	05:22	0-3	0-1	0-0	0	0	0	0	0	0	0	0	0	0	0	0	0	-6
1 Paris Clark	G	28:10	6-13	1-3	5-8	0	8	8	2	6	18	0	0	1	1	0	2	-11	
21 Kymora Johnson	G	35:43	7-20	4-7	4-4	1	2	3	2	3	22	3	0	0	4	1	5	-15	
12 Edessa Noyan	G	29:25	3-5	0-0	3-3	2	1	3	2	3	9	0	0	1	0	0	0	-7	
4 Jillian Brown	G	28:15	3-7	0-0	0-0	4	4	4	1	0	6	1	0	6	1	0	0	1	
23 Alexia Smith	G	22:30	1-1	0-0	2-4	1	1	2	0	2	2	0	0	1	0	0	0	-8	
41 Taylor Lauterbach	G	02:49	0-0	0-0	0-0	0	0	0	0	0	0	0	0	0	0	0	0	3	
14 Kaydan Lawson	G	06:48	1-1	1-1	0-0	0	1	1	2	0	0	0	0	1	0	0	0	-2	
<b>Team</b>						4	1	5	0	0	0	0	0	1					
<b>Totals</b>		21:57	6-17	15-21	8	23	31	12	15	63	6	9	4	1	7	-13			

Technical Fouls: NONE

Dead Ball Rebounds: 4, 1

Virginia Tech - 76		Record: 17-4 (8-2)													Shooting By Period				
NO. Name	Min	FG	3P	FT	Rebounds	Fouls	TP	AS	TO	ST	Blocks	BS	BA	+/	1st FG%	2nd FG%	3rd FG%	4th FG%	
		M-A	M-A	M-A	OR DR TOT	PF	FD				BS	BA	+/						
20 Olivia Summil	F	32:19	0-2	0-0	0-0	1	6	7	3	0	0	3	0	0	2	0	0	0	-11
33 Elizabeth Kitley	C	40:00	15-20	0-0	3-4	6	12	18	1	5	33	0	0	3	0	0	0	13	
5 Georgia Amoreo	G	40:00	8-19	2-9	2-2	1	1	2	1	2	20	14	2	1	0	1	0	13	
11 Mallia Ekh	G	35:56	5-12	3-10	0-0	1	1	2	2	1	13	1	0	2	1	0	0	-7	
22 Cayla King	G	27:25	1-7	1-6	2-2	3	2	5	4	2	5	0	0	1	0	0	0	16	
1 Carleigh Wenzel	G	09:24	0-2	0-1	0-0	0	3	3	0	0	1	0	0	0	0	0	0	-5	
13 Clara Strack	G	05:15	0-0	0-0	0-0	2	1	3	0	0	0	0	0	0	0	0	0	0	
10 Canys Baker	G	09:31	2-5	1-4	0-0	1	2	3	1	1	5	1	0	0	0	0	0	0	
<b>Team</b>						2	2	4	0	0	0	0	0	0					
<b>Totals</b>		31:72	7-30	7-8	17	30	47	15	12	76	20	6	3	7	1	13			

Technical Fouls: NONE

Dead Ball Rebounds: 1, 0

Biggest lead		Cavs	Hokies	Points from Turnovers		Cavs/Hokies		Period by Period Scoring			
		2 (1 <sup>st</sup> 8:54)	19 (4 <sup>th</sup> 9:13)	6	8	1st	2nd	3rd	4th	TOT	
Best Scoring Run	5 (1 <sup>st</sup> 2:07)	8 (3 <sup>rd</sup> 8:25)	24	28	Cavs	18	23	5	17	63	
Lead Changes	1	1	Second Chance	10	19						
Times Tied	1	1	Fast Breaks	10	4						
Time with Lead	00:20	38:01	Bench	20	5	Hokies	21	25	17	13	76



Official Basketball Box Score - Final  
**Clemson at Virginia**  
 02/04/24 John Paul Jones Arena, Charlottesville  
 Virginia vs Clemson Women's Basketball

Game Time: 4:00 PM  
 Game Duration: 1:57  
 Attendance: 4,889

Officials: Bruce Morris, Ryan Durham, Alexis Perez

Clemson - 75		Record: 11-12 (4-7)													Shooting By Period			
NO. Name	Min	FG	3P	FT	Rebounds	Fouls	TP	AS	TO	ST	Blocks	BS	BA	+/	1st FG%	2nd FG%	3rd FG%	4th FG%
		M-A	M-A	M-A	OR DR TOT	PF	FD				BS	BA	+/					
3 Makyla Elmore	F	30:17	2-4	0-0	0-0	2	4	6	3	2	4	1	2	2	2	0	0	7
5 Amani Robinson	F	37:51	7-13	1-3	4-4	4	4	8	2	3	19	2	5	0	0	3	4	
0 Maizhenzi Kramer	G	21:21	4-8	3-6	0-0	2	0	0	2	3	1	0	1	0	0	0	18	
1 Dayshante Harris	G	34:29	6-13	0-3	11-16	3	5	8	2	15	29	9	4	2	1	0	7	
22 Ruby Whitehorn	G	33:10	4-10	0-1	1-2	3	6	9	3	2	9	2	2	2	0	0	0	
21 Eno Inyang	G	10:18	0-0	0-0	0-0	0	1	1	2	0	0	0	0	0	0	0	0	
30 Madi Ott	G	14:18	1-3	1-2	0-0	1	1	0	0	3	0	0	0	0	0	0	0	
34 Amani Freeman	G	02:39	0-1	0-0	1-2	0	0	0	1	1	1	0	0	0	0	0	0	
2 Nya Valentine	G	05:37	1-1	1-1	0-0	0	1	1	0	0	3	0	0	0	0	0	0	
<b>Team</b>						3	4	7	0	0	0	0	0	0				
<b>Totals</b>		25:53	6-16	19-28	15	26	41	13	25	75	15	14	7	4	6	6	6	

Technical Fouls: NONE

Dead Ball Rebounds: 4, 0

Virginia - 69		Record: 10-12 (2-9)													Shooting By Period			
NO. Name	Min	FG	3P	FT	Rebounds	Fouls	TP	AS	TO	ST	Blocks	BS	BA	+/	1st FG%	2nd FG%	3rd FG%	4th FG%
		M-A	M-A	M-A	OR DR TOT	PF	FD				BS	BA	+/					
33 Sam Brunelle	F	37:24	9-15	6-11	0-0	1	2	3	1	1	24	4	1	1	4	0	0	-6
34 London Clarkson	F	14:30	1-4	0-0	0-0	0	2	2	3	1	2	0	0	0	0	0	0	-18
1 Paris Clark	G	29:55	2-8	0-1	0-4	3	4	7	3	3	4	0	0	1	2	2	0	-8
4 Jillian Brown	G	12:34	0-1	0-1	0-0	0	1	1	3	0	0	1	1	0	0	0	0	-12
21 Kymora Johnson	G	37:22	10-20	1-5	3-3	2	3	5	3	4	24	6	4	1	0	0	0	6
12 Edessa Noyan	G	28:05	2-3	0-0	2-2	2	2	4	2	6	2	1	0	0	0	0	0	12
23 Alexia Smith	G	08:32	0-2	0-1	0-0	2	2	3	0	0	2	1	0	0	0	0	0	-9
32 Cady Pauley	G	12:39	2-6	2-5	0-0	1	0	1	1	6	0	0	0	0	0	0	0	-1
0 Olivia McGhee	G	09:23	0-1	0-1	0-0	1	0	1	1	0	1	0	0	0	0	0	0	3
14 Kaydan Lawson	G	09:36	1-2	1-1	0-0	0	1	1	2	0	3	0	0	0	0	0	0	0
<b>Team</b>						2	1	3	0	0	0	0	0	0				
<b>Totals</b>		27:62	10-26	5-9	12	18	30	25	13	69	22	12	4	6	4	6	4	

Technical Fouls: NONE

Dead Ball Rebounds: 1, 0

Biggest lead		CLM	UVA	Points from Turnovers		CLM/UVA		Period by Period Scoring			
		10 (3 <sup>rd</sup> 7:16)	3 (1 <sup>st</sup> 8:58)	13 <th>17 <th>1st</th> <th>2nd</th> <th>3rd</th> <th>4th</th> <th>TOT</th> </th>	17 <th>1st</th> <th>2nd</th> <th>3rd</th> <th>4th</th> <th>TOT</th>	1st	2nd	3rd	4th	TOT	
Best Scoring Run	7 (2 <sup>nd</sup> 7:33)	11 (4 <sup>th</sup> 7:13)	28	24	CLM	15	18	21	21	75	
Lead Changes	7	7	Second Chance	18	8						
Times Tied	3	3	Fast Breaks	12	13						
Time with Lead	29:14	08:52	Bench	7	15	UVA	14	13	17	25	69



Official Basketball Box Score - Final  
**Virginia at Boston College**  
 02/08/24 Conte Forum, Boston  
 2023-24 Women's Basketball

Game Time: 6:00 PM  
 Game Duration: 1:27  
 Attendance: 756

Officials: Eric Brewton, Kevin Sparrock, Whitney Armstrong

Virginia - 73		Record: 11-12 (3-9)													Shooting By Period			
NO. Name	Min	FG	3P	FT	Rebounds	Fouls	TP	AS	TO	ST	Blocks	BS	BA	+/	1st FG%	2nd FG%	3rd FG%	4th FG%
		M-A	M-A	M-A	OR DR TOT	PF	FD				BS	BA	+/					
12 Edessa Noyan	F	32:23	6-9	0-0	1-3	3	6	9	4	3	13	0	0	2	1	9	0	
33 Sam Brunelle	F	24:07	3-6	2-5	2-2	2	6	8	3	1	10	3	2	0	1	0	4	
1 Paris Clark	G	31:05	6-11	0-1	2-2	1	2	3	4	1	14	1	5	2	0	0	12	
4 Jillian Brown	G	17:40	0-3	0-0	0-0	2	3	3	1	0	1	0	0	0	0	0	0	
21 Kymora Johnson	G	31:43	3-6	0-1	4-4	0	3	3	1	5	10	4	4	1	0	0	0	
0 Olivia McGhee	G	12:15	3-5	0-2	0-0	0	2	2	4	0	6	0	0	0	0	0	0	
23 Alexia Smith	G	01:47	0-0	0-0	2-2	0	0	0	0	1	2	0	0	0	0	0	0	
14 Kaydan Lawson	G	19:29	0-3	0-2	2-2	1	2	3	3	1	2	1	0	0	0	0	0	
5 Yontia Vaughn	G	29:30	6-13	2-2	2-2	0	3	3	1	2	16	3	2	0	0			

# 2023-24 COMBINED STATS



## 2023-24 Virginia Women's Basketball Combined Team Statistics All games

Page 1/1  
as of Feb 11, 2024

### Game Records

Record	Overall	Home	Away	Neutral
ALL GAMES	12-12	7-7	4-4	1-1
CONFERENCE	4-9	1-5	3-4	0-0
NON-CONFERENCE	8-3	6-2	1-0	1-1

### Score by Periods

Team	1st	2nd	3rd	4th	OT	TOT
Virginia	387	427	453	486	12	1765
Opponents	425	391	421	418	6	1661

### Team Box Score

No.	Player				Total		3-Point		F-Throw		Rebounds								PTS	AVG		
		GP-GS	MIN	AVG	FG-FGA	FG%	3FG-3FGA	3FG%	FT-FTA	FT%	OFF	DEF	TOT	AVG	PF	DQ	A	TO			BLK	STL
21	JOHNSON, Kymora	24-24	714:02	29.8	136-322	.422	42-137	.307	49-59	.831	22	88	110	4.6	49	0	127	65	7	40	363	15.1
20	TAYLOR, Camryn	20-18	473:54	23.7	100-217	.461	10-18	.556	72-82	.878	57	64	121	6.1	71	5	9	33	21	13	282	14.1
1	CLARK, Paris	21-18	487:18	23.2	73-181	.403	14-39	.359	37-50	.740	34	57	91	4.3	53	0	35	52	10	31	197	9.4
34	CLARKSON, London	20-14	443:29	22.2	44-94	.468	0-0	.000	52-73	.712	38	49	87	4.4	65	2	14	25	14	17	140	7.0
0	MCGHEE, Olivia	24-7	386:23	16.1	62-153	.405	23-73	.315	20-23	.870	18	36	54	2.3	24	0	8	26	5	15	167	7.0
33	BRUNELLE, Sam	22-13	439:55	20.0	52-137	.380	34-93	.366	13-16	.813	17	55	72	3.3	30	0	15	21	18	11	151	6.9
4	BROWN, Jillian	22-8	406:03	18.5	39-122	.320	5-31	.161	33-39	.846	34	82	116	5.3	38	0	38	31	10	14	116	5.3
5	VAUGHN, Yonta	17-0	323:44	19.0	33-99	.333	14-45	.311	5-9	.556	2	38	40	2.4	16	0	60	27	1	10	85	5.0
23	SMITH, Alexia	24-15	423:40	17.7	33-98	.337	4-19	.211	20-33	.606	23	75	98	4.1	20	0	48	29	3	18	90	3.8
12	NOYAN, Edessa	20-3	281:49	14.1	24-47	.511	3-7	.429	12-16	.750	18	43	61	3.1	43	4	7	19	12	8	63	3.2
32	PAULEY, Cady	16-0	121:28	7.6	15-54	.278	9-43	.209	5-6	.833	4	6	10	0.6	10	0	5	7	2	2	44	2.8
14	LAUTSON, Kaydan	20-0	209:14	10.5	14-43	.326	7-27	.259	13-18	.722	14	33	47	2.4	32	0	8	14	4	10	48	2.4
41	LAUTERBACH, Taylor	17-0	113:59	6.7	5-22	.227	2-7	.286	7-10	.700	10	24	34	2.0	20	0	2	11	7	2	19	1.1
Team											50	47	97				5					
<b>Total</b>		<b>24</b>	<b>4825</b>		<b>630-1589</b>	<b>.396</b>	<b>167-539</b>	<b>.310</b>	<b>338-434</b>	<b>.779</b>	<b>341</b>	<b>697</b>	<b>1038</b>	<b>43.3</b>	<b>471</b>	<b>11</b>	<b>376</b>	<b>365</b>	<b>114</b>	<b>191</b>	<b>1765</b>	<b>73.5</b>
<b>Opponents</b>		<b>24</b>	<b>4825</b>		<b>583-1499</b>	<b>.389</b>	<b>154-523</b>	<b>.294</b>	<b>341-478</b>	<b>.713</b>	<b>272</b>	<b>649</b>	<b>921</b>	<b>38.4</b>	<b>409</b>	<b>7</b>	<b>350</b>	<b>364</b>	<b>91</b>	<b>185</b>	<b>1661</b>	<b>69.2</b>

### Team Statistics

	UVA	OPP
<b>Scoring</b>	<b>1765</b>	<b>1661</b>
Points per game	73.5	69.2
Scoring margin	+4.3	-
<b>Field goals-att</b>	<b>630-1589</b>	<b>583-1499</b>
Field goal pct	.396	.389
<b>3 point fg-att</b>	<b>167-539</b>	<b>154-523</b>
3-point FG pct	.310	.294
3-pt FG made per game	7.0	6.4
<b>Free throws-att</b>	<b>338-434</b>	<b>341-478</b>
Free throw pct	.779	.713
F-Throws made per game	14.1	14.2
<b>Rebounds</b>	<b>1038</b>	<b>921</b>
Rebounds per game	43.3	38.4
Rebounding margin	+4.9	-
<b>Assists</b>	<b>376</b>	<b>350</b>
Assists per game	15.7	14.6
<b>Turnovers</b>	<b>365</b>	<b>364</b>
Turnovers per game	15.2	15.2
Turnover margin	0.0	-
Assist/turnover ratio	1.0	1.0
<b>Steals</b>	<b>191</b>	<b>185</b>
Steals per game	8.0	7.7
<b>Blocks</b>	<b>114</b>	<b>91</b>
Blocks per game	4.8	3.8
<b>Winning streak</b>	<b>2</b>	<b>-</b>
Home win streak	0	-
<b>Attendance</b>	<b>59288</b>	<b>24666</b>
Home games-Avg/Game	14-4235	8-3083
Neutral site-Avg/Game	-	2-975

### Team Results

Date	Opponent		Score	Att.
11/08/2023	UMES	W	76-52	3797
11/12/2023	Campbell	W	74-49	3965
11/15/2023	William & Mary	W	80-51	3588
11/19/2023	Oklahoma	L	67-82	4198
11/24/2023	vs Tulane	W	81-59	300
11/25/2023	vs LSU	L	73-76	1650
11/30/2023	Missouri	Wot	87-81	3701
12/03/2023	at La Salle	W	94-73	387
12/06/2023	Rider	W	78-51	3676
12/16/2023	Wofford	L	70-71	3955
12/21/2023	Fordham	W	82-56	4208
12/31/2023	NC State	L	61-72	4541
01/04/2024	at Georgia Tech	L	60-63	1237
01/07/2024	Duke	L	56-60	5041
01/11/2024	at NC State	L	66-93	5500
01/14/2024	at North Carolina	L	68-81	4579
01/18/2024	Notre Dame	L	76-86	4152
01/21/2024	at Florida St.	W	91-87	2081
01/25/2024	Pittsburgh	L	52-56	3817
01/28/2024	North Carolina	W	81-66	5690
02/01/2024	at Virginia Tech	L	63-76	8925
02/04/2024	Clemson	L	69-75	4959
02/08/2024	at Boston College	W	73-66	756
02/11/2024	at Wake Forest	W	87-79	1201

# 2023-24 TEAM STATS



## 2023-24 Virginia Women's Basketball Overall Team Statistics All games

Page 1/1  
as of Feb 11, 2024

### Team Statistics

	UVA	OPP
<b>Scoring</b>	<b>1765</b>	<b>1661</b>
Points per game	73.5	69.2
Scoring margin	+4.3	-
<b>Field goals-att</b>	<b>630-1589</b>	<b>583-1499</b>
Field goal pct	.396	.389
<b>3 point fg-att</b>	<b>167-539</b>	<b>154-523</b>
3-point FG pct	.310	.294
3-pt FG made per game	7.0	6.4
<b>Free throws-att</b>	<b>338-434</b>	<b>341-478</b>
Free throw pct	.779	.713
F-Throws made per game	14.1	14.2
<b>Rebounds</b>	<b>1038</b>	<b>921</b>
Rebounds per game	43.3	38.4
Rebounding margin	+4.9	-
<b>Assists</b>	<b>376</b>	<b>350</b>
Assists per game	15.7	14.6
<b>Turnovers</b>	<b>365</b>	<b>364</b>
Turnovers per game	15.2	15.2
Turnover margin	0.0	-
Assist/turnover ratio	1.0	1.0
<b>Steals</b>	<b>191</b>	<b>185</b>
Steals per game	8.0	7.7
<b>Blocks</b>	<b>114</b>	<b>91</b>
Blocks per game	4.8	3.8
<b>Winning streak</b>	<b>2</b>	<b>-</b>
Home win streak	0	-
<b>Attendance</b>	<b>59288</b>	<b>24666</b>
Home games-Avg/Game	14-4235	8-3083
Neutral site-Avg/Game	-	2-975

### Score by Periods

Team	1st	2nd	3rd	4th	OT	TOT
Virginia	387	427	453	486	12	1765
Opponents	425	391	421	418	6	1661

# 2023-24 ACC-ONLY STATS



## 2023-24 Virginia Women's Basketball Combined Team Statistics In Conference games

Page 1/1  
as of Feb 11, 2024

### Game Records

Record	Overall	Home	Away	Neutral
ALL GAMES	4-9	1-5	3-4	0-0
CONFERENCE	4-9	1-5	3-4	0-0
NON-CONFERENCE	0-0	0-0	0-0	0-0

### Score by Periods

Team	1st	2nd	3rd	4th	OT	TOT
Virginia	202	221	220	260	0	903
Opponents	249	220	267	224	0	960

### Team Box Score

No.	Player	Total			3-Point			F-Throw		Rebounds				Other								
		GP-GS	MIN	AVG	FG-FGA	FG%	3FG-3FGA	3FG%	FT-FTA	FT%	OFF	DEF	TOT	AVG	PF	DQ	A	TO	BLK	STL	PTS	AVG
21	JOHNSON, Kymora	13-13	421:57	32.5	83-197	.421	26-78	.333	38-42	.905	16	56	72	5.5	30	0	67	42	2	21	230	17.7
20	TAYLOR, Camryn	9-8	198:45	22.1	46-98	.469	10-15	.667	24-29	.828	18	32	50	5.6	37	5	1	13	8	3	126	14.0
1	CLARK, Paris	13-12	332:25	25.6	41-110	.373	8-19	.421	26-39	.667	22	39	61	4.7	38	0	25	39	7	23	116	8.9
0	MCGHEE, Olivia	13-6	219:12	16.9	34-79	.430	13-37	.351	10-12	.833	10	17	27	2.1	15	0	5	15	2	7	91	7.0
33	BRUNELLE, Sam	13-7	268:04	20.6	28-73	.384	17-50	.340	10-11	.909	7	34	41	3.2	21	0	10	14	12	6	83	6.4
34	CLARKSON, London	11-9	230:27	20.9	20-49	.408	0-0	.000	20-35	.571	13	31	44	4.0	41	2	5	17	8	5	60	5.5
5	VAUGHN, Yonta	8-0	140:21	17.5	15-51	.294	5-20	.250	5-6	.833	0	15	15	1.9	9	0	22	14	0	4	40	5.0
12	NOYAN, Edessa	11-2	194:23	17.7	17-28	.607	1-4	.250	10-12	.833	8	22	30	2.7	31	4	4	10	8	4	45	4.1
4	BROWN, Jillian	11-3	190:19	17.3	13-41	.317	3-8	.375	7-8	.875	13	30	43	3.9	21	0	14	15	4	3	36	3.3
23	SMITH, Alexia	13-5	177:56	13.7	7-35	.200	1-6	.167	13-22	.591	7	37	44	3.4	13	0	31	17	1	3	28	2.2
32	PAULEY, Cady	7-0	44:06	6.3	5-16	.313	4-13	.308	0-0	.000	1	0	1	0.1	3	0	0	3	1	0	14	2.0
14	LAWSON, Kaydan	13-0	121:12	9.3	4-18	.222	2-12	.167	12-14	.857	7	16	23	1.8	21	0	2	8	4	6	22	1.7
41	LAUTERBACH, Taylor	10-0	60:55	6.1	3-13	.231	2-4	.500	4-6	.667	5	10	15	1.5	10	0	1	4	4	0	12	1.2
Team											23	26	49					2				
<b>Total</b>		<b>13</b>	<b>2600</b>		<b>316-808</b>	<b>.391</b>	<b>92-266</b>	<b>.346</b>	<b>179-236</b>	<b>.758</b>	<b>150</b>	<b>365</b>	<b>515</b>	<b>39.6</b>	<b>290</b>	<b>11</b>	<b>187</b>	<b>213</b>	<b>61</b>	<b>85</b>	<b>903</b>	<b>69.5</b>
<b>Opponents</b>		<b>13</b>	<b>2600</b>		<b>329-814</b>	<b>.404</b>	<b>73-259</b>	<b>.282</b>	<b>229-318</b>	<b>.720</b>	<b>150</b>	<b>359</b>	<b>509</b>	<b>39.2</b>	<b>224</b>	<b>4</b>	<b>198</b>	<b>164</b>	<b>54</b>	<b>108</b>	<b>960</b>	<b>73.8</b>

### Team Statistics

	UVA	OPP
<b>Scoring</b>	<b>903</b>	<b>960</b>
Points per game	69.5	73.8
Scoring margin	-4.4	-
<b>Field goals-att</b>	<b>316-808</b>	<b>329-814</b>
Field goal pct	.391	.404
<b>3 point fg-att</b>	<b>92-266</b>	<b>73-259</b>
3-point FG pct	.346	.282
3-pt FG made per game	7.1	5.6
<b>Free throws-att</b>	<b>179-236</b>	<b>229-318</b>
Free throw pct	.758	.720
F-Throws made per game	13.8	17.6
<b>Rebounds</b>	<b>515</b>	<b>509</b>
Rebounds per game	39.6	39.2
Rebounding margin	+0.5	-
<b>Assists</b>	<b>187</b>	<b>198</b>
Assists per game	14.4	15.2
<b>Turnovers</b>	<b>213</b>	<b>164</b>
Turnovers per game	16.4	12.6
Turnover margin	-3.8	-
Assist/turnover ratio	0.9	1.2
<b>Steals</b>	<b>85</b>	<b>108</b>
Steals per game	6.5	8.3
<b>Blocks</b>	<b>61</b>	<b>54</b>
Blocks per game	4.7	4.2
<b>Winning streak</b>	<b>2</b>	<b>-</b>
Home win streak	0	-
<b>Attendance</b>	<b>28200</b>	<b>24279</b>
Home games-Avg/Game	6-4700	7-3468
Neutral site-Avg/Game	-	0-0

### Team Results

Date	Opponent	Score	Att.
12/31/2023	NC State	L 61-72	4541
01/04/2024	at Georgia Tech	L 60-63	1237
01/07/2024	Duke	L 56-60	5041
01/11/2024	at NC State	L 66-93	5500
01/14/2024	at North Carolina	L 68-81	4579
01/18/2024	Notre Dame	L 76-86	4152
01/21/2024	at Florida St.	W 91-87	2081
01/25/2024	Pittsburgh	L 52-56	3817
01/28/2024	North Carolina	W 81-66	5690
02/01/2024	at Virginia Tech	L 63-76	8925
02/04/2024	Clemson	L 69-75	4959
02/08/2024	at Boston College	W 73-66	756
02/11/2024	at Wake Forest	W 87-79	1201

# 2023-24 CATEGORY LEADERS



## 2023-24 Virginia Women's Basketball Category Leaders All games

Page 1/3  
as of Feb 11, 2024

### Points

##	Player	G	Pts	Pts/G
21	Johnson, Kymora	24	363	15.1
20	Taylor, Camryn	20	282	14.1
1	Clark, Paris	21	197	9.4
0	McGhee, Olivia	24	167	7.0
33	Brunelle, Sam	22	151	6.9
34	Clarkson, London	20	140	7.0
4	Brown, Jillian	22	116	5.3
23	Smith, Alexia	24	90	3.8
5	Vaughn, Yonta	17	85	5.0
12	Noyan, Edessa	20	63	3.2
14	Lawson, Kaydan	20	48	2.4
32	Pauley, Cady	16	44	2.8
41	Lauterbach, Taylor	17	19	1.1

### Scoring Average

##	Player	G	Pts	Pts/G
21	Johnson, Kymora	24	363	15.1
20	Taylor, Camryn	20	282	14.1
1	Clark, Paris	21	197	9.4
34	Clarkson, London	20	140	7.0
0	McGhee, Olivia	24	167	7.0
33	Brunelle, Sam	22	151	6.9
4	Brown, Jillian	22	116	5.3
5	Vaughn, Yonta	17	85	5.0
23	Smith, Alexia	24	90	3.8
12	Noyan, Edessa	20	63	3.2
32	Pauley, Cady	16	44	2.8
14	Lawson, Kaydan	20	48	2.4
41	Lauterbach, Taylor	17	19	1.1

### Field Goal Percentage

##	Player	FG	Att	Pct
12	Noyan, Edessa	24	47	.511
34	Clarkson, London	44	94	.468
20	Taylor, Camryn	100	217	.461
21	Johnson, Kymora	136	322	.422
0	McGhee, Olivia	62	153	.405
1	Clark, Paris	73	181	.403
33	Brunelle, Sam	52	137	.380
23	Smith, Alexia	33	98	.337
5	Vaughn, Yonta	33	99	.333
14	Lawson, Kaydan	14	43	.326
4	Brown, Jillian	39	122	.320
32	Pauley, Cady	15	54	.278
41	Lauterbach, Taylor	5	22	.227

### Field Goal Attempts

##	Player	G	Att	Att/G
21	Johnson, Kymora	24	322	13.4
20	Taylor, Camryn	20	217	10.9
1	Clark, Paris	21	181	8.6
0	McGhee, Olivia	24	153	6.4
33	Brunelle, Sam	22	137	6.2

### Field Goals Made

##	Player	G	Made	Made/G
21	Johnson, Kymora	24	136	5.7
20	Taylor, Camryn	20	100	5.0
1	Clark, Paris	21	73	3.5
0	McGhee, Olivia	24	62	2.6
33	Brunelle, Sam	22	52	2.4



# 2023-24 CATEGORY LEADERS



## 2023-24 Virginia Women's Basketball Category Leaders All games

Page 2/3  
as of Feb 11, 2024

### 3-Point FG Percentage

##	Player	3FG	Att	Pct
20	Taylor, Camryn	10	18	.556
12	Noyan, Edessa	3	7	.429
33	Brunelle, Sam	34	93	.366
1	Clark, Paris	14	39	.359
0	McGhee, Olivia	23	73	.315
5	Vaughn, Yonta	14	45	.311
21	Johnson, Kymora	42	137	.307
41	Lauterbach, Taylor	2	7	.286
14	Lawson, Kaydan	7	27	.259
23	Smith, Alexia	4	19	.211
32	Pauley, Cady	9	43	.209
4	Brown, Jillian	5	31	.161

### 3-Point FG Attempts

##	Player	G	Att	Att/G
21	Johnson, Kymora	24	137	5.7
33	Brunelle, Sam	22	93	4.2
0	McGhee, Olivia	24	73	3.0
5	Vaughn, Yonta	17	45	2.6
32	Pauley, Cady	16	43	2.7

### 3-Point FG Made

##	Player	G	Made	Made/G
21	Johnson, Kymora	24	42	1.8
33	Brunelle, Sam	22	34	1.5
0	McGhee, Olivia	24	23	1.0
1	Clark, Paris	21	14	0.7
5	Vaughn, Yonta	17	14	0.8

### Free Throw Percentage

##	Player	Made	Att	Pct
20	Taylor, Camryn	72	82	.878
0	McGhee, Olivia	20	23	.870
4	Brown, Jillian	33	39	.846
32	Pauley, Cady	5	6	.833
21	Johnson, Kymora	49	59	.831
33	Brunelle, Sam	13	16	.813
12	Noyan, Edessa	12	16	.750
1	Clark, Paris	37	50	.740
14	Lawson, Kaydan	13	18	.722
34	Clarkson, London	52	73	.712
41	Lauterbach, Taylor	7	10	.700
23	Smith, Alexia	20	33	.606
5	Vaughn, Yonta	5	9	.556

### Free Throw Attempts

##	Player	G	Att	Att/G
20	Taylor, Camryn	20	82	4.1
34	Clarkson, London	20	73	3.7
21	Johnson, Kymora	24	59	2.5
1	Clark, Paris	21	50	2.4
4	Brown, Jillian	22	39	1.8

### Free Throws Made

##	Player	G	Made	Made/G
20	Taylor, Camryn	20	72	3.6
34	Clarkson, London	20	52	2.6
21	Johnson, Kymora	24	49	2.0
1	Clark, Paris	21	37	1.8
4	Brown, Jillian	22	33	1.5

### Rebounds

##	Player	G	Reb	Reb/G
20	Taylor, Camryn	20	121	6.1
4	Brown, Jillian	22	116	5.3
21	Johnson, Kymora	24	110	4.6
23	Smith, Alexia	24	98	4.1
1	Clark, Paris	21	91	4.3

### Assists

##	Player	G	Ast	Ast/G
21	Johnson, Kymora	24	127	5.3
5	Vaughn, Yonta	17	60	3.5
23	Smith, Alexia	24	48	2.0
4	Brown, Jillian	22	38	1.7
1	Clark, Paris	21	35	1.7

### Rebounds Average

##	Player	G	Reb	Reb/G
20	Taylor, Camryn	20	121	6.1
4	Brown, Jillian	22	116	5.3
21	Johnson, Kymora	24	110	4.6
34	Clarkson, London	20	87	4.4
1	Clark, Paris	21	91	4.3

### Steals

##	Player	G	Stl	Stl/G
21	Johnson, Kymora	24	40	1.7
1	Clark, Paris	21	31	1.5
23	Smith, Alexia	24	18	0.8
34	Clarkson, London	20	17	0.9
0	McGhee, Olivia	24	15	0.6

# 2023-24 CATEGORY LEADERS



## 2023-24 Virginia Women's Basketball Category Leaders All games

Page 3/3  
as of Feb 11, 2024

### Offensive Rebounds

##	Player	G	OReb	OReb/G
20	Taylor, Camryn	20	57	2.9
34	Clarkson, London	20	38	1.9
1	Clark, Paris	21	34	1.6
4	Brown, Jillian	22	34	1.5
23	Smith, Alexia	24	23	1.0

### Blocked Shots

##	Player	G	Blk	Blk/G
20	Taylor, Camryn	20	21	1.1
33	Brunelle, Sam	22	18	0.8
34	Clarkson, London	20	14	0.7
12	Noyan, Edessa	20	12	0.6
1	Clark, Paris	21	10	0.5

### Defensive Rebounds

##	Player	G	DReb	DReb/G
21	Johnson, Kymora	24	88	3.7
4	Brown, Jillian	22	82	3.7
23	Smith, Alexia	24	75	3.1
20	Taylor, Camryn	20	64	3.2
1	Clark, Paris	21	57	2.7

### Minutes

##	Player	G	Min	Min/G
21	Johnson, Kymora	24	714	29:45
1	Clark, Paris	21	487	23:12
20	Taylor, Camryn	20	474	23:42
34	Clarkson, London	20	443	22:10
33	Brunelle, Sam	22	440	19:60

### Fouls

##	Player	G	PF	PF/G
20	Taylor, Camryn	20	71	3.6
34	Clarkson, London	20	65	3.3
1	Clark, Paris	21	53	2.5
21	Johnson, Kymora	24	49	2.0
12	Noyan, Edessa	20	43	2.2

### Turnovers

##	Player	G	TO	TO/G
21	Johnson, Kymora	24	65	2.7
1	Clark, Paris	21	52	2.5
20	Taylor, Camryn	20	33	1.7
4	Brown, Jillian	22	31	1.4
23	Smith, Alexia	24	29	1.2

### Foul Outs

##	Player	G	FO
20	Taylor, Camryn	20	5
12	Noyan, Edessa	20	4
34	Clarkson, London	20	2

# 2023-24 RESULTS/LEADERS



## 2023-24 Virginia Women's Basketball Season Schedule/Results & Leaders All games

Page 1/1  
as of Feb 11, 2024

### Game Records

Record	Overall	Home	Away	Neutral
ALL GAMES	12-12	7-7	4-4	1-1
CONFERENCE	4-9	1-5	3-4	0-0
NON-CONFERENCE	8-3	6-2	1-0	1-1

### Team Results

Date	Opponent		Score	Att.	High Points	High Rebounds
11/08/2023	UMES	W	76-52	3797	(22) TAYLOR, Camryn	(13) BROWN, Jillian
11/12/2023	Campbell	W	74-49	3965	(16) TAYLOR, Camryn	(8) NOYAN, Edessa
11/15/2023	William & Mary	W	80-51	3588	(17) BROWN, Jillian	(7) TAYLOR, Camryn
						(7) BROWN, Jillian
11/19/2023	Oklahoma	L	67-82	4198	(17) TAYLOR, Camryn	(9) BROWN, Jillian
11/24/2023	vs Tulane	W	81-59	300	(14) VAUGHN, Yonta	(6) MCGHEE, Olivia
11/25/2023	vs LSU	L	73-76	1650	(19) CLARK, Paris	(7) BROWN, Jillian
						(7) CLARK, Paris
11/30/2023	Missouri	Wot	87-81	3701	(26) TAYLOR, Camryn	(13) SMITH, Alexia
12/03/2023	at La Salle	W	94-73	387	(17) JOHNSON, Kymora	(8) BROWN, Jillian
12/06/2023	Rider	W	78-51	3676	(18) TAYLOR, Camryn	(13) TAYLOR, Camryn
12/16/2023	Wofford	L	70-71	3955	(14) CLARK, Paris	(9) CLARKSON, London
						(14) MCGHEE, Olivia
12/21/2023	Fordham	W	82-56	4208	(26) JOHNSON, Kymora	(8) TAYLOR, Camryn
12/31/2023	NC State	L	61-72	4541	(17) TAYLOR, Camryn	(15) TAYLOR, Camryn
01/04/2024	at Georgia Tech	L	60-63	1237	(19) TAYLOR, Camryn	(12) CLARK, Paris
01/07/2024	Duke	L	56-60	5041	(17) TAYLOR, Camryn	(8) JOHNSON, Kymora
01/11/2024	at NC State	L	66-93	5500	(22) TAYLOR, Camryn	(9) SMITH, Alexia
01/14/2024	at North Carolina	L	68-81	4579	(16) TAYLOR, Camryn	(7) TAYLOR, Camryn
						(7) CLARKSON, London
01/18/2024	Notre Dame	L	76-86	4152	(16) CLARK, Paris	(8) JOHNSON, Kymora
						(16) JOHNSON, Kymora
01/21/2024	at Florida St.	W	91-87	2081	(35) JOHNSON, Kymora	(10) TAYLOR, Camryn
01/25/2024	Pittsburgh	L	52-56	3817	(17) JOHNSON, Kymora	(8) SMITH, Alexia
01/28/2024	North Carolina	W	81-66	5690	(25) JOHNSON, Kymora	(7) BRUNELLE, Sam
02/01/2024	at Virginia Tech	L	63-76	8925	(22) JOHNSON, Kymora	(8) CLARK, Paris
02/04/2024	Clemson	L	69-75	4959	(24) BRUNELLE, Sam	(7) CLARK, Paris
						(24) JOHNSON, Kymora
02/08/2024	at Boston College	W	73-66	756	(16) VAUGHN, Yonta	(9) NOYAN, Edessa
02/11/2024	at Wake Forest	W	87-79	1201	(23) JOHNSON, Kymora	(6) BRUNELLE, Sam
						(6) JOHNSON, Kymora

### Attendance Summary

	Games	Attend	Avg/Game
Home	14	59288	4235
Away	8	24666	3083
Neutral	2	1950	975
<b>Total</b>	<b>24</b>	<b>85904</b>	<b>3579</b>

# 2023-24 VIRGINIA GAME HIGHS



## 2023-24 Virginia Women's Basketball Team High/Low Analysis All games

Page 1/4  
as of Feb 11, 2024

### Virginia - Game Highs

<b>POINTS</b>	94		at La Salle (12/03/2023)
	91		at Florida St. (01/21/2024)
	87		at Wake Forest (02/11/2024)
	87		Missouri (11/30/2023)
	82		Fordham (12/21/2023)
<b>FIELD GOALS MADE</b>	36		at Florida St. (01/21/2024)
	33		at La Salle (12/03/2023)
<b>FIELD GOAL ATTEMPTS</b>	83		Oklahoma (11/19/2023)
	82		at NC State (01/11/2024)
<b>FIELD GOAL PERCENTAGE</b>	.537	(36-67)	at Florida St. (01/21/2024)
	.534	(31-58)	at Wake Forest (02/11/2024)
	.534	(31-58)	Fordham (12/21/2023)
<b>3 PT FG MADE</b>	15		vs Tulane (N) (11/24/2023)
	13		at Wake Forest (02/11/2024)
<b>3 PT FG ATTEMPTS</b>	35		vs Tulane (N) (11/24/2023)
	31		vs LSU (N) (11/25/2023)
	31		UMES (11/08/2023)
<b>3 PT FG PERCENTAGE</b>	.579	(11-19)	North Carolina (01/28/2024)
	.545	(12-22)	Fordham (12/21/2023)
<b>FREE THROWS MADE</b>	23		at La Salle (12/03/2023)
	22		North Carolina (01/28/2024)
	22		Duke (01/07/2024)
<b>FREE THROW ATTEMPTS</b>	28		North Carolina (01/28/2024)
	26		Duke (01/07/2024)
<b>FREE THROW PERCENTAGE</b>	.944	(17-18)	Notre Dame (01/18/2024)
	.920	(23-25)	at La Salle (12/03/2023)
<b>REBOUNDS</b>	60		Rider (12/06/2023)
	60		UMES (11/08/2023)
<b>ASSISTS</b>	22		Clemson (02/04/2024)
	22		at La Salle (12/03/2023)
<b>STEALS</b>	14		Oklahoma (11/19/2023)
	13		vs Tulane (N) (11/24/2023)
<b>BLOCKED SHOTS</b>	8		at Georgia Tech (01/04/2024)
	8		NC State (12/31/2023)
	8		William & Mary (11/15/2023)
	8		UMES (11/08/2023)
<b>TURNOVERS</b>	24		at Boston College (02/08/2024)
	23		Notre Dame (01/18/2024)
<b>FOULS</b>	35		Notre Dame (01/18/2024)
	25		Clemson (02/04/2024)
	25		at North Carolina (01/14/2024)
	25		Duke (01/07/2024)

# 2023-24 OPPONENT GAME HIGHS



## 2023-24 Virginia Women's Basketball Team High/Low Analysis All games

Page 2/4  
as of Feb 11, 2024

### Opponent - Game Highs

<b>POINTS</b>	93		at NC State (01/11/2024)
	87		at Florida St. (01/21/2024)
	86		Notre Dame (01/18/2024)
	82		Oklahoma (11/19/2023)
	81		at North Carolina (01/14/2024)
	81		Missouri (11/30/2023)
<b>FIELD GOALS MADE</b>	32		at NC State (01/11/2024)
	31		at Virginia Tech (02/01/2024)
<b>FIELD GOAL ATTEMPTS</b>	76		at Florida St. (01/21/2024)
	72		at Virginia Tech (02/01/2024)
<b>FIELD GOAL PERCENTAGE</b>	.485	(32-66)	at NC State (01/11/2024)
	.484	(30-62)	Oklahoma (11/19/2023)
<b>3 PT FG MADE</b>	13		Oklahoma (11/19/2023)
	11		Fordham (12/21/2023)
	11		Wofford (12/16/2023)
<b>3 PT FG ATTEMPTS</b>	34		at La Salle (12/03/2023)
	31		at Wake Forest (02/11/2024)
<b>3 PT FG PERCENTAGE</b>	.435	(10-23)	at NC State (01/11/2024)
	.433	(13-30)	Oklahoma (11/19/2023)
<b>FREE THROWS MADE</b>	33		Notre Dame (01/18/2024)
	22		at Boston College (02/08/2024)
	22		at Florida St. (01/21/2024)
<b>FREE THROW ATTEMPTS</b>	44		Notre Dame (01/18/2024)
	33		at Georgia Tech (01/04/2024)
<b>FREE THROW PERCENTAGE</b>	.895	(17-19)	NC State (12/31/2023)
	.875	(7-8)	at Virginia Tech (02/01/2024)
<b>REBOUNDS</b>	56		NC State (12/31/2023)
	49		Oklahoma (11/19/2023)
<b>ASSISTS</b>	22		Oklahoma (11/19/2023)
	20		at Virginia Tech (02/01/2024)
	20		at North Carolina (01/14/2024)
<b>STEALS</b>	15		at Boston College (02/08/2024)
	13		Notre Dame (01/18/2024)
<b>BLOCKED SHOTS</b>	9		Duke (01/07/2024)
	7		at Virginia Tech (02/01/2024)
	7		at NC State (01/11/2024)
	7		Oklahoma (11/19/2023)
	7		Campbell (11/12/2023)
<b>TURNOVERS</b>	24		Oklahoma (11/19/2023)
	21		Campbell (11/12/2023)
<b>FOULS</b>	23		North Carolina (01/28/2024)
	23		Duke (01/07/2024)



# 2023-24 VIRGINIA GAME LOWS



## 2023-24 Virginia Women's Basketball Team High/Low Analysis All games

Page 3/4  
as of Feb 11, 2024

### Virginia - Game Lows

<b>POINTS</b>	52		Pittsburgh (01/25/2024)
	56		Duke (01/07/2024)
	60		at Georgia Tech (01/04/2024)
	61		NC State (12/31/2023)
	63		at Virginia Tech (02/01/2024)
<b>FIELD GOALS MADE</b>	16		Duke (01/07/2024)
	17		Pittsburgh (01/25/2024)
<b>FIELD GOAL ATTEMPTS</b>	50		North Carolina (01/28/2024)
	54		Duke (01/07/2024)
<b>FIELD GOAL PERCENTAGE</b>	.278	(20-72)	NC State (12/31/2023)
	.283	(17-60)	Pittsburgh (01/25/2024)
<b>3 PT FG MADE</b>	1		at Georgia Tech (01/04/2024)
	1		Oklahoma (11/19/2023)
<b>3 PT FG ATTEMPTS</b>	10		Duke (01/07/2024)
	13		at Boston College (02/08/2024)
<b>3 PT FG PERCENTAGE</b>	.043	(1-23)	Oklahoma (11/19/2023)
	.063	(1-16)	at Georgia Tech (01/04/2024)
<b>FREE THROWS MADE</b>	5		Clemson (02/04/2024)
	6		at NC State (01/11/2024)
	6		vs Tulane (N) (11/24/2023)
<b>FREE THROW ATTEMPTS</b>	7		vs Tulane (N) (11/24/2023)
	8		at NC State (01/11/2024)
<b>FREE THROW PERCENTAGE</b>	.556	(5-9)	Clemson (02/04/2024)
	.632	(12-19)	NC State (12/31/2023)
<b>REBOUNDS</b>	30		Clemson (02/04/2024)
	31		at Virginia Tech (02/01/2024)
<b>ASSISTS</b>	6		at Virginia Tech (02/01/2024)
	11		Duke (01/07/2024)
<b>STEALS</b>	3		at Florida St. (01/21/2024)
	4		Clemson (02/04/2024)
	4		at Virginia Tech (02/01/2024)
<b>BLOCKED SHOTS</b>	0		at North Carolina (01/14/2024)
	1		at Virginia Tech (02/01/2024)
<b>TURNOVERS</b>	9		at Virginia Tech (02/01/2024)
	10		Rider (12/06/2023)
	10		Missouri (11/30/2023)
<b>FOULS</b>	9		Fordham (12/21/2023)
	11		Rider (12/06/2023)

# 2023-24 OPPONENT GAME LOWS



## 2023-24 Virginia Women's Basketball Team High/Low Analysis All games

Page 4/4  
as of Feb 11, 2024

### Opponent - Game Lows

<b>POINTS</b>	49		Campbell (11/12/2023)
	51		Rider (12/06/2023)
	51		William & Mary (11/15/2023)
	52		UMES (11/08/2023)
	56		Pittsburgh (01/25/2024)
	56		Fordham (12/21/2023)
<b>FIELD GOALS MADE</b>	18		vs Tulane (N) (11/24/2023)
	18		William & Mary (11/15/2023)
	18		Campbell (11/12/2023)
<b>FIELD GOAL ATTEMPTS</b>	52		Rider (12/06/2023)
	53		Clemson (02/04/2024)
<b>FIELD GOAL PERCENTAGE</b>	.269	(18-67)	William & Mary (11/15/2023)
	.282	(20-71)	UMES (11/08/2023)
<b>3 PT FG MADE</b>	2		Duke (01/07/2024)
	2		vs LSU (N) (11/25/2023)
<b>3 PT FG ATTEMPTS</b>	8		vs LSU (N) (11/25/2023)
	12		at Boston College (02/08/2024)
<b>3 PT FG PERCENTAGE</b>	.111	(2-18)	Duke (01/07/2024)
	.158	(3-19)	William & Mary (11/15/2023)
<b>FREE THROWS MADE</b>	3		Rider (12/06/2023)
	5		Fordham (12/21/2023)
<b>FREE THROW ATTEMPTS</b>	6		Fordham (12/21/2023)
	6		Rider (12/06/2023)
<b>FREE THROW PERCENTAGE</b>	.375	(6-16)	Campbell (11/12/2023)
	.500	(3-6)	Rider (12/06/2023)
<b>REBOUNDS</b>	22		Rider (12/06/2023)
	27		Wofford (12/16/2023)
<b>ASSISTS</b>	7		UMES (11/08/2023)
	9		vs Tulane (N) (11/24/2023)
<b>STEALS</b>	3		at Virginia Tech (02/01/2024)
	4		vs LSU (N) (11/25/2023)
	4		William & Mary (11/15/2023)
<b>BLOCKED SHOTS</b>	0		at Wake Forest (02/11/2024)
	0		Fordham (12/21/2023)
<b>TURNOVERS</b>	3		at Florida St. (01/21/2024)
	6		at Virginia Tech (02/01/2024)
<b>FOULS</b>	9		Fordham (12/21/2023)
	10		vs Tulane (N) (11/24/2023)

# 2023-24 VIRGINIA INDIVIDUAL GAME HIGHS



## 2023-24 Virginia Women's Basketball Player Highs Analysis All games

Page 1/4  
as of Feb 11, 2024

### Virginia - Individual Game Highs

<b>POINTS</b>	35		Kymora Johnson at Florida St. (01/21/2024)
	26		Kymora Johnson vs Fordham (12/21/2023)
	26		Camryn Taylor vs Missouri (11/30/2023)
	25		Kymora Johnson vs North Carolina (01/28/2024)
	24		Sam Brunelle vs Clemson (02/04/2024)
	24		Kymora Johnson vs Clemson (02/04/2024)
<b>FIELD GOALS MADE</b>	14		Kymora Johnson at Florida St. (01/21/2024)
	10		Kymora Johnson vs Clemson (02/04/2024)
	10		Kymora Johnson vs Fordham (12/21/2023)
	10		Camryn Taylor vs Missouri (11/30/2023)
<b>FIELD GOAL ATTEMPTS</b>	21		Kymora Johnson vs NC State (12/31/2023)
	20		Kymora Johnson vs Clemson (02/04/2024)
	20		Kymora Johnson at Virginia Tech (02/01/2024)
	20		Kymora Johnson at Florida St. (01/21/2024)
<b>FIELD GOAL PERCENTAGE (min 5 made)</b>	1.000	(6-6)	Kymora Johnson at La Salle (12/03/2023)
	.833	(5-6)	London Clarkson vs Missouri (11/30/2023)
<b>3 PT FG MADE</b>	6		Sam Brunelle vs Clemson (02/04/2024)
	6		Kymora Johnson vs Fordham (12/21/2023)
<b>3 PT FG ATTEMPTS</b>	11		Sam Brunelle vs Clemson (02/04/2024)
	11		Kymora Johnson vs NC State (12/31/2023)
	11		Sam Brunelle vs LSU (N) (11/25/2023)
<b>3 PT FG PERCENTAGE (min 2 made)</b>	1.000	(2-2)	Camryn Taylor at Wake Forest (02/11/2024)
	1.000	(2-2)	Yonta Vaughn at Boston College (02/08/2024)
	1.000	(2-2)	Jillian Brown at Florida St. (01/21/2024)
	1.000	(2-2)	Camryn Taylor at NC State (01/11/2024)
	1.000	(2-2)	Paris Clark vs NC State (12/31/2023)
	1.000	(2-2)	Olivia McGhee vs NC State (12/31/2023)
	1.000	(2-2)	Camryn Taylor vs NC State (12/31/2023)
<b>FREE THROWS MADE</b>	10		Camryn Taylor at La Salle (12/03/2023)
	8		Camryn Taylor vs UMES (11/08/2023)
<b>FREE THROW ATTEMPTS</b>	10		Alexia Smith vs North Carolina (01/28/2024)
	10		Camryn Taylor at La Salle (12/03/2023)
<b>FREE THROW PERCENTAGE (min 3 made)</b>	1.000	(10-10)	Camryn Taylor at La Salle (12/03/2023)
	1.000	(6-6)	Camryn Taylor vs Campbell (11/12/2023)
	1.000	(6-6)	London Clarkson vs Campbell (11/12/2023)
	1.000	(6-6)	Jillian Brown vs Campbell (11/12/2023)
	1.000	(5-5)	Paris Clark vs North Carolina (01/28/2024)
	1.000	(5-5)	Camryn Taylor vs Oklahoma (11/19/2023)
	1.000	(5-5)	Jillian Brown vs UMES (11/08/2023)
	1.000	(4-4)	Kymora Johnson at Wake Forest (02/11/2024)
	1.000	(4-4)	Kymora Johnson at Boston College (02/08/2024)
	1.000	(4-4)	Kymora Johnson at Virginia Tech (02/01/2024)
	1.000	(4-4)	Edessa Noyan at Florida St. (01/21/2024)
	1.000	(4-4)	Jillian Brown vs Notre Dame (01/18/2024)
	1.000	(4-4)	Camryn Taylor at North Carolina (01/14/2024)
	1.000	(4-4)	Kymora Johnson vs Duke (01/07/2024)
	1.000	(4-4)	Camryn Taylor at Georgia Tech (01/04/2024)
	1.000	(4-4)	Kaydan Lawson at Georgia Tech (01/04/2024)
	1.000	(4-4)	Cady Pauley vs Rider (12/06/2023)
	1.000	(4-4)	Camryn Taylor vs Rider (12/06/2023)
	1.000	(4-4)	Paris Clark vs LSU (N) (11/25/2023)
1.000	(4-4)	Kymora Johnson vs UMES (11/08/2023)	

# 2023-24 OPPONENT INDIVIDUAL GAME HIGHS



## 2023-24 Virginia Women's Basketball Player Highs Analysis All games

Page 2/4  
as of Feb 11, 2024

### Virginia - Individual Game Highs

<b>REBOUNDS</b>	15	Camryn Taylor vs NC State (12/31/2023)
	13	Camryn Taylor vs Rider (12/06/2023)
	13	Alexia Smith vs Missouri (11/30/2023)
	13	Jillian Brown vs UMES (11/08/2023)
<b>ASSISTS</b>	9	Kymora Johnson vs Wofford (12/16/2023)
	9	Kymora Johnson vs Tulane (N) (11/24/2023)
<b>STEALS</b>	5	Paris Clark vs North Carolina (01/28/2024)
	4	Kymora Johnson at Wake Forest (02/11/2024)
	4	Jillian Brown at La Salle (12/03/2023)
	4	Kymora Johnson vs Oklahoma (11/19/2023)
<b>BLOCKED SHOTS</b>	4	Sam Brunelle vs Clemson (02/04/2024)
	4	London Clarkson at Georgia Tech (01/04/2024)
	4	Camryn Taylor vs Campbell (11/12/2023)
<b>TURNOVERS</b>	6	Kymora Johnson vs Pittsburgh (01/25/2024)
	6	Paris Clark at Florida St. (01/21/2024)
	6	Kymora Johnson vs Notre Dame (01/18/2024)
	6	Kymora Johnson vs Tulane (N) (11/24/2023)
<b>FOULS</b>	5	Camryn Taylor at Wake Forest (02/11/2024)
	5	Edessa Noyan at Wake Forest (02/11/2024)
	5	Edessa Noyan vs Clemson (02/04/2024)
	5	Edessa Noyan vs North Carolina (01/28/2024)
	5	Edessa Noyan at Florida St. (01/21/2024)
	5	Camryn Taylor at Florida St. (01/21/2024)
	5	Camryn Taylor vs Notre Dame (01/18/2024)
	5	London Clarkson vs Notre Dame (01/18/2024)
	5	Camryn Taylor at NC State (01/11/2024)
	5	Camryn Taylor vs Duke (01/07/2024)
	5	London Clarkson at Georgia Tech (01/04/2024)

# NCAA STATISTICAL LEADERS

## Virginia - 2023-24 Women's Basketball Ranking Summary thru games 02/16/2024

Statistic	National Rank	Conference Rank	Value	National Leader	Value	Conference Leader	Value
Assist/Turnover Ratio (349 ranked)	71	7	1.03	Michigan St.	1.74	Virginia Tech	1.40
Assists Per Game (349 ranked)	54	4	15.7	Iowa	21.2	Virginia Tech	17.2
Bench Points Per Game (349 ranked)	37	3	24.4	Murray St.	38.3	Miami (FL)	26.7
Blocks Per Game (349 ranked)	25	4	4.8	South Carolina	8.4	Duke	6.4
Field Goal Percentage (349 ranked)	219	14	39.6	Indiana	51.9	Louisville	46.0
Field Goal Percentage Defense (349 ranked)	117	7	38.9	South Carolina	31.2	NC State	34.5
Fouls Per Game (349 ranked)	310	15	19.6	Dartmouth	10.8	NC State	13.0
Free Throw Attempts Per Game (349 ranked)	109	7	18.08	LSU	28.68	Louisville	20.92
Free Throw Percentage (349 ranked)	15	1	77.9	Creighton	82.0	Virginia	77.9
Free Throws Made Per Game (349 ranked)	57	5	14.08	LSU	21.04	Louisville	15.81
Rebound Margin (349 ranked)	67	7	4.9	LSU	15.4	Virginia Tech	9.1
Rebounds (Defensive) Per Game (349 ranked)	25	3	29.0	South Carolina	33.1	NC State	32.3
Rebounds (Offensive) Per Game (349 ranked)	37	2	14.2	Ga. Southern	18.0	Syracuse	16.6
Rebounds Per Game (349 ranked)	11	2	43.25	LSU	47.48	NC State	43.88
Scoring Defense (349 ranked)	275	11	69.2	UAlbany	50.8	Duke	57.8
Scoring Margin (349 ranked)	144	10	4.3	South Carolina	33.2	Notre Dame	19.1
Scoring Offense (349 ranked)	60	7	73.5	Iowa	92.7	Notre Dame	81.3
Steals Per Game (349 ranked)	155	8	8.0	Niagara	14.4	Boston College	12.1
Three Point Attempts Per Game (349 ranked)	69	3	22.5	Marshall	31.0	Virginia Tech	26.0
Three Point Percentage (349 ranked)	174	10	31.0	Indiana	41.4	Virginia Tech	35.5
Three Point Percentage Defense (349 ranked)	104	4	29.4	VCU	23.3	Notre Dame	27.7
Three Pointers Per Game (349 ranked)	90	4	7.0	Utah Montana	11.0 11.0	Virginia Tech	9.2
Turnover Margin (349 ranked)	189	12	-0.04	West Virginia	9.21	Boston College	5.70
Turnovers Forced Per Game (349 ranked)	223	9	15.17	Niagara	26.33	Boston College	21.33
Turnovers Per Game (349 ranked)	130	8	15.2	Colorado St.	9.2	Florida St.	12.0
Winning Percentage (349 ranked)	183	11	50.0	South Carolina	100.0	NC State	88.0

Statistic	Player	National Rank	Conference Rank	Value	National Leader	Value	Conference Leader	Value
Assist/Turnover Ratio (250 ranked)	Kymora Johnson	74	4	1.95	Maya McDermott, UNI	3.22	Kaylah Ivey, Boston College	3.02
Assists (141 ranked)	Kymora Johnson	32	4	127	Caitlin Clark, Iowa	220	Georgia Amoore, Virginia Tech	177
Assists Per Game (250 ranked)	Kymora Johnson	29	3	5.3	Caitlin Clark, Iowa	8.5	Georgia Amoore, Virginia Tech	7.4
Blocks (147 ranked)					Cameron Brink, Stanford	90	Makayla Timpson, Florida St.	68
Blocks Per Game (248 ranked)	Camryn Taylor	183	14	1.05	Cameron Brink, Stanford	3.60	Makayla Timpson, Florida St.	2.62
Double Doubles (42 ranked)					Lauren Gustin, BYU	24	Elizabeth Kitley, Virginia Tech	18
Field Goal Attempts (150 ranked)	Kymora Johnson	104	9	322	Caitlin Clark, Iowa	591	Dyaisha Fair, Syracuse	453
Field Goal Percentage (250 ranked)	Camryn Taylor	127	9	46.1	Lauren Betts, UCLA	68.8	Makayla Timpson, Florida St.	58.6
Field Goals (148 ranked)	Kymora Johnson	137	13	136	Caitlin Clark, Iowa	281	Elizabeth Kitley, Virginia Tech	242
Free Throw Attempts (149 ranked)					Angel Reese, LSU	191	Deja Kelly, North Carolina	185
Free Throw Percentage (250 ranked)	Camryn Taylor	26	2	87.8	Mara Braun, Minnesota	95.0	Kiki Jefferson, Louisville	90.4
Free Throws (147 ranked)					Izzy Higginbottom, Arkansas St.	164	Deja Kelly, North Carolina	133
Minutes Per Game (150 ranked)					Benthe Versteeg, Sacramento St.	38.32	Dyaisha Fair, Syracuse	36.70
Points (199 ranked)	Kymora Johnson	149	12	363	Caitlin Clark, Iowa	852	Hannah Hidalgo, Notre Dame	588
Points Per Game (249 ranked)	Kymora Johnson Camryn Taylor	154 232	11 14	15.1 14.1	Caitlin Clark, Iowa	32.8	Hannah Hidalgo, Notre Dame	24.5
Rebounds (147 ranked)					Lauren Gustin, BYU	399	Elizabeth Kitley, Virginia Tech	293
Rebounds (Defensive) Per Game (29 ranked)					Lauren Gustin, BYU	10.4	Elizabeth Kitley, Virginia Tech	8.1
Rebounds (Offensive) Per Game (29 ranked)					Angel Reese, LSU	5.8		
Rebounds Per Game (250 ranked)					Lauren Gustin, BYU	15.3	Elizabeth Kitley, Virginia Tech	11.7
Steals (140 ranked)					Hannah Hidalgo, Notre Dame	121	Hannah Hidalgo, Notre Dame	121
Steals Per Game (240 ranked)	Kymora Johnson	240	12	1.67	Hannah Hidalgo, Notre Dame	5.04	Hannah Hidalgo, Notre Dame	5.04
Three Point Attempts (146 ranked)	Kymora Johnson	134	8	137	Caitlin Clark, Iowa	351	Dyaisha Fair, Syracuse	236
Three Point Percentage (169 ranked)					Meghan Huerter, UAlbany	49.0	Matilda Ekh, Virginia Tech	39.7
Three Pointers (150 ranked)					Caitlin Clark, Iowa	140	Dyaisha Fair, Syracuse	91
Three Pointers Per Game (247 ranked)					Caitlin Clark, Iowa	5.38	Dyaisha Fair, Syracuse	3.64
Triple Doubles (6 ranked)					Caitlin Clark, Iowa	4	Zoe Brooks, NC State Alyssa Ustby, North Carolina Hannah Hidalgo, Notre Dame	1 1 1





# OLIVIA MCGHEE

Freshman • Guard • 6-2  
 Louisa, Va. • IMG Academy

## 2023-24

- Scored a season-high 22 points on 9-of-15 shooting in 87-79 win at Wake Forest (2/11)
- Tied her then-season high of 14 points against Wofford (12/16) and No. 19 Notre Dame (1/18)
- Scored 14 points and tallied five rebounds against No. 25 Oklahoma (11/19)

## HIGH SCHOOL

- Ranked No. 45 in the 2023 espnW HoopGurlz recruit rankings
- Four-star recruit
- McDonald's All-America nominee
- Played three years at Louisa County High before transferring to IMG Academy in Florida for her senior season
- Led Louisa County to the program's first Class 4 State Championship her sophomore season, averaging 22.8 points and 11.5 rebounds per game
- 2021 Central Virginia Girls Basketball Player of the Year
- 2020 Second Team All-State
- As a freshman, she led the Jefferson District in scoring

## CAREER STATISTICS

### MCGHEE, Olivia

SEASON	TEAM	GP-GS	MIN/AVG	Field Goals		3-Point		F-Throws		Rebounds				Scoring						
				FG-FGA	FG%	3FG-3FGA	3FG%	FT-FTA	FT%	OFF	DEF	TOT	AVG	PF	FO	A	TO	BLK	STL	PTS
2023-24	UVa	24-7	386/16.1	62-153	.405	23-73	.315	20-23	.870	18	36	54	2.3	24-0	8	26	5	15	167	7.0
<b>TOTAL</b>		<b>24-7</b>	<b>386/16.1</b>	<b>62-153</b>	<b>.405</b>	<b>23-73</b>	<b>.315</b>	<b>20-23</b>	<b>.870</b>	<b>18</b>	<b>36</b>	<b>54</b>	<b>2.3</b>	<b>24-0</b>	<b>8</b>	<b>26</b>	<b>5</b>	<b>15</b>	<b>167</b>	<b>7.0</b>

### Single Game Highs

Statistic	Value
Points	22 at Wake Forest 02/11/24
Rebounds	7 vs UMES 11/08/23
Assists	2 vs Tulane 11/24/23
Steals	2 5 times
Blocks	2 vs UMES 11/08/23
FG Made	9 at Wake Forest 02/11/24
FG Attempts	15 vs Oklahoma 11/19/23, vs Wofford 12/16/23, at Wake Forest 02/11/24
3FG Made	3 at Wake Forest 02/11/24
3FG Attempts	8 at Wake Forest 02/11/24
FT Made	3 vs NC State 12/31/23
FT Attempts	4 vs NC State 12/31/23

## 2023-24 GAME-BY-GAME STATISTICS

### #0 MCGHEE, Olivia

Opponent	Date	GS	MIN	Total		3-Pointers		Free throws		Rebounds				PF	A	TO	BLK	STL	PTS	AVG
				FG-FGA	PCT	3FG-3FGA	PCT	FT-FTA	PCT	OFF	DEF	TOT	AVG							
UMES	11/08/2023		24:19	4-8	.500	2-4	.500	2-3	.667	1	6	7	7.0	1	0	2	2	0	12	12.0
Campbell	11/12/2023		20:23	1-3	.333	1-2	.500	2-2	1.000	1	1	2	4.5	1	0	2	0	2	5	8.5
William & Mary	11/15/2023		13:26	3-6	.500	2-3	.667	2-2	1.000	1	0	1	3.3	0	0	1	0	2	10	9.0
Oklahoma	11/19/2023		26:32	6-15	.400	0-5	.000	2-2	1.000	1	4	5	3.8	3	0	1	1	1	14	10.3
vs Tulane	11/24/2023	*	15:07	3-10	.300	1-5	.200	2-2	1.000	3	3	6	4.2	0	2	1	0	0	9	10.0
vs LSU	11/25/2023		04:40	0-2	.000	0-1	.000	0-0	.000	0	1	1	3.7	1	0	1	0	0	0	8.3
Missouri	11/30/2023		03:46	0-2	.000	0-2	.000	0-0	.000	0	0	0	3.1	1	0	1	0	0	0	7.1
at La Salle	12/03/2023		08:49	1-1	1.000	0-0	.000	0-0	.000	0	0	0	2.8	1	0	0	0	0	2	6.5
Rider	12/06/2023		07:15	2-4	.500	1-3	.333	0-0	.000	0	0	0	2.4	0	0	0	0	0	5	6.3
Wofford	12/16/2023		25:40	6-15	.400	2-6	.333	0-0	.000	1	2	3	2.5	1	0	1	0	1	14	7.1
Fordham	12/21/2023		17:15	2-8	.250	1-5	.200	0-0	.000	0	2	2	2.5	0	1	1	0	2	5	6.9
NC State	12/31/2023		18:09	3-4	.750	2-2	1.000	3-4	.750	1	0	1	2.3	2	0	1	0	2	11	7.3
at Georgia Tech	01/04/2024		04:20	0-1	.000	0-1	.000	0-0	.000	0	1	1	2.2	0	0	1	0	0	0	6.7
Duke	01/07/2024		05:12	0-3	.000	0-1	.000	0-0	.000	0	1	1	2.1	0	0	0	0	1	0	6.2
at NC State	01/11/2024		22:25	3-10	.300	1-4	.250	2-2	1.000	2	2	4	2.3	1	0	4	0	1	9	6.4
at North Carolina	01/14/2024		21:36	4-7	.571	2-4	.500	2-3	.667	1	3	4	2.4	1	1	2	0	0	12	6.8
Notre Dame	01/18/2024	*	29:19	5-10	.500	2-4	.500	2-2	1.000	0	2	2	2.4	4	1	1	0	2	14	7.2
at Florida St.	01/21/2024	*	24:26	5-10	.500	2-5	.400	0-0	.000	0	2	2	2.3	2	1	1	0	0	12	7.4
Pittsburgh	01/25/2024	*	21:59	2-9	.222	1-4	.250	0-0	.000	2	1	3	2.4	0	1	1	0	0	5	7.3
North Carolina	01/28/2024	*	11:24	0-1	.000	0-0	.000	0-0	.000	0	1	1	2.3	0	0	1	1	0	0	7.0
at Virginia Tech	02/01/2024	*	05:22	0-3	.000	0-1	.000	0-0	.000	0	0	0	2.2	0	0	0	0	0	0	6.6
Clemson	02/04/2024		09:23	0-1	.000	0-1	.000	0-0	.000	1	0	1	2.1	1	1	1	0	0	0	6.3
at Boston College	02/08/2024		12:15	3-5	.600	0-2	.000	0-0	.000	0	2	2	2.1	4	0	0	1	0	6	6.3
at Wake Forest	02/11/2024	*	33:22	9-15	.600	3-8	.375	1-1	1.000	3	2	5	2.3	0	0	2	0	1	22	7.0
<b>Totals</b>		<b>7</b>	<b>386:23</b>	<b>62-153</b>	<b>.405</b>	<b>23-73</b>	<b>.315</b>	<b>20-23</b>	<b>.870</b>	<b>18</b>	<b>36</b>	<b>54</b>	<b>2.3</b>	<b>24</b>	<b>8</b>	<b>26</b>	<b>5</b>	<b>15</b>	<b>167</b>	<b>7.0</b>

### Player Averages

Games Played	Minutes/game	Points/game	FG Pct	3FG Pct	FT Pct	Rebounds/game	Assists/game	Turnovers/game	Assist/Turnover ratio	Steals/game	Blocks/game
24	16.1	7.0	40.5	31.5	87.0	2.3	0.3	1.1	0.3	0.6	0.2



# 1 Paris Clark

Sophomore • Guard • 5-8  
Bronx, N.Y. • Long Island Lutheran • Arizona

## 2023-24

- Recorded her first career double-double with 13 points and a career-high 12 rebounds at Georgia Tech (1/4)
- Tied for a team-best 14 points against Wofford (12/16)
- Scored a career-high 19 points, including 15 in the first half, against No. 7 LSU (11/25)
- Ranked the No. 33 incoming transfer according to ESPN

## 2022-23 (at Arizona)

- Played in 24 games, including 14 conference matchups
- Averaged 3.8 points per game and totaled three double-digit scoring performances
- Nearly had a double-double at Oregon with 10 rebounds and nine points
- Made a strong career debut with 10 points, seven rebounds and six steals against NAU
- Tallied nine points and six rebounds at Cal alongside two assists and a steal

## High School

- 2022 McDonald's All-American
- 2022 Jordan Brand All-American
- 2022 SLAM All-American
- 2022 New York Gatorade Player of the Year
- Five star recruit ranked No. 21 in the ESPNW HoopGurlz overall recruit rankings and No. 5 at her position
- Averaged 25.2 points, 8.3 rebounds, 6.1 assists and 4.0 steals at Long Island Lutheran High School
- Long Island Player of the Year as senior

## 2023-24 GAME-BY-GAME STATISTICS

### #1 CLARK, Paris

Opponent	Date	GS	MIN	Total		3-Pointers		Free throws		Rebounds				PF				PTS		AVG
				FG-FGA	PCT	3FG-3FGA	PCT	FT-FTA	PCT	OFF	DEF	TOT	AVG	PF	A	TO	BLK	STL	PTS	
Oklahoma	11/19/2023		07:26	0-2	.000	0-1	.000	0-0	.000	0	0	0	0.0	1	0	1	0	0	0	0.0
vs Tulane	11/24/2023		15:02	2-4	.500	1-2	.500	0-0	.000	0	2	2	1.0	3	0	1	0	0	5	2.5
vs LSU	11/25/2023	*	26:03	7-17	.412	1-5	.200	4-4	1.000	2	5	7	3.0	3	0	1	0	3	19	8.0
Missouri	11/30/2023	*	29:24	6-13	.462	2-3	.667	0-0	.000	2	2	4	3.3	4	2	2	2	2	14	9.5
at La Salle	12/03/2023	*	17:15	5-10	.500	0-3	.000	2-2	1.000	2	4	6	3.8	1	1	2	0	0	12	10.0
Rider	12/06/2023	*	13:28	1-6	.167	0-2	.000	0-0	.000	3	1	4	3.8	0	0	2	1	0	2	8.7
Wofford	12/16/2023	*	24:54	5-9	.556	1-3	.333	3-3	1.000	3	2	5	4.0	2	3	1	0	1	14	9.4
Fordham	12/21/2023	*	21:20	6-10	.600	1-1	1.000	2-2	1.000	0	2	2	3.8	1	4	3	0	2	15	10.1
NC State	12/31/2023	*	17:27	2-6	.333	2-2	1.000	1-2	.500	0	2	2	3.6	2	0	1	0	0	7	9.8
at Georgia Tech	01/04/2024	*	33:59	5-14	.357	0-1	.000	3-4	.750	7	5	12	4.4	3	3	4	1	3	13	10.1
Duke	01/07/2024	*	15:13	0-4	.000	0-0	.000	2-2	1.000	1	0	1	4.1	3	0	2	1	0	2	9.4
at NC State	01/11/2024	*	18:54	3-11	.273	0-1	.000	0-0	.000	3	3	6	4.3	4	0	2	0	2	6	9.1
at North Carolina	01/14/2024	*	24:47	1-8	.125	0-0	.000	2-2	1.000	1	1	2	4.1	4	1	1	0	1	4	8.7
Notre Dame	01/18/2024		27:22	6-11	.545	2-3	.667	2-2	1.000	0	7	7	4.3	4	4	4	1	3	16	9.2
at Florida St.	01/21/2024	*	18:00	2-5	.400	0-1	.000	1-2	.500	2	2	4	4.3	2	3	6	0	0	5	8.9
Pittsburgh	01/25/2024	*	27:41	2-8	.250	1-3	.333	2-4	.500	1	2	3	4.2	1	2	4	1	3	7	8.8
North Carolina	01/28/2024	*	31:27	4-5	.800	1-1	1.000	5-5	1.000	1	0	1	4.0	3	3	5	0	5	14	9.1
at Virginia Tech	02/01/2024	*	28:10	6-13	.462	1-3	.333	5-8	.625	0	8	8	4.2	2	0	1	0	1	18	9.6
Clemson	02/04/2024	*	29:55	2-8	.250	0-1	.000	0-4	.000	3	4	7	4.4	3	4	1	2	1	4	9.3
at Boston College	02/08/2024	*	31:05	6-11	.545	0-1	.000	2-2	1.000	1	2	3	4.3	4	1	5	0	2	14	9.6
at Wake Forest	02/11/2024	*	28:26	2-6	.333	1-2	.500	1-2	.500	2	3	5	4.3	3	4	3	1	2	6	9.4
<b>Totals</b>		<b>18</b>	<b>487:18</b>	<b>73-181</b>	<b>.403</b>	<b>14-39</b>	<b>.359</b>	<b>37-50</b>	<b>.740</b>	<b>34</b>	<b>57</b>	<b>91</b>	<b>4.3</b>	<b>53</b>	<b>35</b>	<b>52</b>	<b>10</b>	<b>31</b>	<b>197</b>	<b>9.4</b>

## Player Averages

Games Played	Minutes/game	Points/game	FG Pct	3FG Pct	FT Pct	Rebounds/game	Assists/game	Turnovers/game	Assist/Turnover ratio	Steals/game	Blocks/game
21	23.2	9.4	40.3	35.9	74.0	4.3	1.7	2.5	0.7	1.5	0.5

## CAREER STATISTICS

### CLARK, Paris

SEASON	TEAM	GP-GS	MIN/AVG	Field Goals		3-Point		F-Throws		Rebounds				PF				Scoring		
				FG-FGA	FG%	3FG-3FGA	3FG%	FT-FTA	FT%	OFF	DEF	TOT	AVG	PF-FO	A	TO	BLK	STL	PTS	AVG
2022-23	UA	24-0	318/13.3	36-99	.364	9-26	.346	11-24	.458	28	38	66	2.8	36-0	24	14	2	15	92	3.8
2023-24	Uva	21-18	487/23.2	73-181	.403	14-39	.359	37-50	.740	34	57	91	4.3	53-0	35	52	10	31	197	9.4
<b>TOTAL FOR Uva</b>		<b>21-18</b>	<b>487/23.2</b>	<b>73-181</b>	<b>.403</b>	<b>14-39</b>	<b>.359</b>	<b>37-50</b>	<b>.740</b>	<b>34</b>	<b>57</b>	<b>91</b>	<b>4.3</b>	<b>53-0</b>	<b>35</b>	<b>52</b>	<b>10</b>	<b>31</b>	<b>197</b>	<b>9.4</b>
<b>TOTAL</b>		<b>45-18</b>	<b>806/17.9</b>	<b>109-280</b>	<b>.389</b>	<b>23-65</b>	<b>.354</b>	<b>48-74</b>	<b>.649</b>	<b>62</b>	<b>95</b>	<b>157</b>	<b>3.5</b>	<b>89-0</b>	<b>59</b>	<b>66</b>	<b>12</b>	<b>46</b>	<b>289</b>	<b>6.4</b>

### Single Game Highs

Statistic	Value	
Points	19	vs LSU 11/25/23
Rebounds	12	at Georgia Tech 01/04/24
Assists	4	5 times
Steals	6	vs Northern Ariz. 11/10/22
Blocks	2	vs Missouri 11/30/23, vs Clemson 02/04/24
FG Made	7	vs LSU 11/25/23
FG Attempts	17	vs LSU 11/25/23
3FG Made	2	4 times
3FG Attempts	5	vs LSU 11/25/23
FT Made	5	vs North Carolina 01/28/24, at Virginia Tech 02/01/24
FT Attempts	8	at Oregon St. 02/25/23, at Virginia Tech 02/01/24



# 4 Jillian Brown

Junior • Guard • 5-10

Grand Rapids, Mich. • East Grand Rapids HS • Northwestern

## 2023-24

- Tied her career best of four steals along with 12 points and eight rebounds at La Salle (12/3)
- Recorded first career double-double (14 pts, 13 rebounds) in 76-52 season-opening win over UMES (Nov. 8).

## At Northwestern (2021-23)

- Appeared in 57 games with 34 starts, including starting 25 of 27 contests her freshman season
- Averaged 8.0 points, 3.8 rebounds and 2.0 assists per game her freshman season with two 17-point games
- Averaged 6.6 points, 3.4 rebounds and 1.0 assists per game her sophomore season
- Turned in a career performance in the win over No. 4 Michigan, scoring a team-high 18 points while adding eight rebounds, three steals, two blocks and two assists (2/13/22)

## High School

- Ranked the No. 44 overall recruit in her class by Prospects Nation, No. 50 by ESPN
- 2021 Jersey Mike's Naismith National High School Girls Trophy Watch List
- Averaged 22.4 points, 8 rebounds, 4.2 assists and 3 steals per game during her junior season at East Grand Rapids High, while shooting 35.0 percent from 3FG

## CAREER STATISTICS

BROWN, Jillian

SEASON	TEAM	GP-GS	MIN/AVG	Field Goals			3-Point		F-Throws		Rebounds				PF-FO				TO		BLK		STL		PTS		AVG	
				FG-FGA	FG%	3FG-3FGA	3FG%	FT-FTA	FT%	OFF	DEF	TOT	AVG	PF-FO	A	TO	BLK	STL	PTS	AVG								
2021-22	NU	27-25	799/29.6	75-225	.333	33-123	.268	32-44	.727	22	80	102	3.8	63-1	53	56	12	23	215	8.0								
2022-23	NU	30-9	642/21.4	64-221	.290	20-101	.198	50-59	.847	30	72	102	3.4	62-1	30	50	10	30	198	6.6								
2023-24	UVa	22-8	406/18.5	39-122	.320	5-31	.161	33-39	.846	34	82	116	5.3	38-0	38	31	10	14	116	5.3								
<b>TOTAL FOR UVa</b>		<b>22-8</b>	<b>406/18.5</b>	<b>39-122</b>	<b>.320</b>	<b>5-31</b>	<b>.161</b>	<b>33-39</b>	<b>.846</b>	<b>34</b>	<b>82</b>	<b>116</b>	<b>5.3</b>	<b>38-0</b>	<b>38</b>	<b>31</b>	<b>10</b>	<b>14</b>	<b>116</b>	<b>5.3</b>								
<b>TOTAL</b>		<b>79-42</b>	<b>1847/23.4</b>	<b>178-568</b>	<b>.313</b>	<b>58-255</b>	<b>.227</b>	<b>115-142</b>	<b>.810</b>	<b>86</b>	<b>234</b>	<b>320</b>	<b>4.1</b>	<b>163-2</b>	<b>121</b>	<b>137</b>	<b>32</b>	<b>67</b>	<b>529</b>	<b>6.7</b>								

## Single Game Highs

Statistic	Value	
Points	18	vs Michigan 02/13/22
Rebounds	13	vs UMES 11/08/23
Assists	7	vs South Dakota 11/25/21
Steals	4	at Michigan 12/04/22, at La Salle 12/03/23
Blocks	3	vs UMES 11/08/23
FG Made	7	vs Michigan 02/13/22, at DePaul 11/21/21, vs William & Mary 11/15/23
FG Attempts	18	at DePaul 11/21/21
3FG Made	4	vs Valparaiso 11/27/22
3FG Attempts	9	vs Valparaiso 11/27/22
FT Made	8	vs Ohio St. 12/28/22
FT Attempts	8	at Penn St. 02/06/22, vs Ohio St. 12/28/22

## 2023-24 GAME-BY-GAME STATISTICS

#4 BROWN, Jillian

Opponent	Date	GS	MIN	Total		3-Pointers		Free throws		Rebounds				PF				TO		BLK		STL		PTS		AVG	
				FG-FGA	PCT	3FG-3FGA	PCT	FT-FTA	PCT	OFF	DEF	TOT	AVG	PF	A	TO	BLK	STL	PTS	AVG							
UMES	11/08/2023	*	30:28	4-10	.400	1-5	.200	5-5	1.000	1	12	13	13.0	3	1	3	3	1	14	14.0							
Campbell	11/12/2023	*	28:15	3-12	.250	0-4	.000	6-6	1.000	2	5	7	10.0	2	2	0	1	1	12	13.0							
William & Mary	11/15/2023	*	26:32	7-13	.538	1-2	.500	2-2	1.000	1	6	7	9.0	2	2	1	0	1	17	14.3							
Oklahoma	11/19/2023	*	18:09	0-6	.000	0-3	.000	0-0	.000	1	8	9	9.0	1	2	2	0	0	0	10.8							
vs Tulane	11/24/2023	*	14:29	2-7	.286	0-1	.000	1-1	1.000	2	1	3	7.8	1	2	1	0	1	5	9.6							
vs LSU	11/25/2023		18:48	2-3	.667	0-0	.000	1-2	.500	4	3	7	7.7	1	3	2	1	1	5	8.8							
Missouri	11/30/2023		16:48	0-4	.000	0-2	.000	5-6	.833	0	2	2	6.9	2	3	0	1	0	5	8.3							
at La Salle	12/03/2023		20:11	5-10	.500	0-3	.000	2-2	1.000	4	4	8	7.0	2	3	1	0	4	12	8.8							
Rider	12/06/2023		19:22	3-9	.333	0-1	.000	2-5	.400	6	5	11	7.4	1	3	1	0	2	8	8.7							
Wofford	12/16/2023		11:23	0-4	.000	0-2	.000	2-2	1.000	0	3	3	7.0	2	1	3	0	0	2	8.0							
Fordham	12/21/2023		11:20	0-3	.000	0-0	.000	0-0	.000	0	3	3	6.6	0	2	2	0	0	0	7.3							
NC State	12/31/2023		16:31	0-2	.000	0-0	.000	0-0	.000	4	2	6	6.6	1	0	1	1	0	0	6.7							
at Georgia Tech	01/04/2024		22:50	2-7	.286	0-1	.000	1-2	.500	2	2	4	6.4	1	1	2	1	1	5	6.5							
Duke	01/07/2024	*	27:56	1-6	.167	1-1	1.000	2-2	1.000	0	5	5	6.3	4	3	0	1	0	5	6.4							
Notre Dame	01/18/2024		08:57	1-2	.500	0-0	.000	4-4	1.000	1	1	2	6.0	3	1	0	0	0	6	6.4							
at Florida St.	01/21/2024		20:38	4-6	.667	2-2	1.000	0-0	.000	2	4	6	6.0	3	0	2	1	0	10	6.6							
Pittsburgh	01/25/2024		14:21	1-2	.500	0-1	.000	0-0	.000	1	3	4	5.9	0	1	3	0	1	2	6.4							
North Carolina	01/28/2024		18:09	1-4	.250	0-2	.000	0-0	.000	1	4	5	5.8	2	4	0	0	1	2	6.1							
at Virginia Tech	02/01/2024		28:15	3-7	.429	0-0	.000	0-0	.000	0	4	4	5.7	1	1	2	0	0	6	6.1							
Clemson	02/04/2024	*	12:34	0-1	.000	0-1	.000	0-0	.000	0	1	1	5.5	3	1	1	0	0	0	5.8							
at Boston College	02/08/2024	*	17:40	0-3	.000	0-0	.000	0-0	.000	2	3	5	5.5	3	1	3	0	0	0	5.5							
at Wake Forest	02/11/2024		02:27	0-1	.000	0-0	.000	0-0	.000	0	1	1	5.3	0	1	1	0	0	0	5.3							
<b>Totals</b>		<b>8</b>	<b>406:03</b>	<b>39-122</b>	<b>.320</b>	<b>5-31</b>	<b>.161</b>	<b>33-39</b>	<b>.846</b>	<b>34</b>	<b>82</b>	<b>116</b>	<b>5.3</b>	<b>38</b>	<b>38</b>	<b>31</b>	<b>10</b>	<b>14</b>	<b>116</b>	<b>5.3</b>							



# 5 Yonta Vaughn

Sophomore • Guard • 5-8  
 District Heights, Md. • Bishop McNamara HS

## 2023-24

- Scored a career-high 16 points in 73-66 road win over Boston College (2/8)
- Recorded 14 points in 81-59 win over Tulane (11/24)

## 2022-23

- All-ACC Academic Team
- Appeared in 28 games with seven starts, averaging 3.4 points and 2.3 rebounds per game
- 1.88 assist-to-turnover ratio with 79 assists to 42 turnovers
- Made her collegiate debut in the season-opener, grabbing six rebounds with four assists in 18 minutes (11/7)
- Had her first double-digit scoring game in her second outing, putting up 10 in the win against UMBC (11/10)
- Made her first collegiate start at Notre Dame, scoring five points with four assists (1/22)
- Dished eight assists at Syracuse, the most by a Cavalier in a single game this season (1/26)
- ACC Academic Honor Roll

## Background

- Four-year starting point guard for nationally-ranked Bishop McNamara High School
- No. 72 in the ESPN HoopGurlz rankings and No. 15 point guard
- McDonald's All-American nominee
- 2021-22 All-WCAC Second Team

## 2023-24 GAME-BY-GAME STATISTICS

### #5 VAUGHN, Yonta

Opponent	Date	GS	MIN	Total		3-Pointers		Free throws		Rebounds				PF	A	TO	BLK	STL	PTS	AVG
				FG-FGA	PCT	3FG-3FGA	PCT	FT-FTA	PCT	OFF	DEF	TOT	AVG							
UMES	11/08/2023		30:28	2-6	.333	1-3	.333	0-2	.000	1	3	4	4.0	0	8	1	1	2	5	5.0
Campbell	11/12/2023		18:24	1-3	.333	0-2	.000	0-0	.000	0	3	3	3.5	0	4	2	0	0	2	3.5
William & Mary	11/15/2023		21:46	2-5	.400	0-2	.000	0-0	.000	0	4	4	3.7	4	3	2	0	1	4	3.7
Oklahoma	11/19/2023		10:16	0-5	.000	0-2	.000	0-0	.000	0	0	0	2.8	0	0	2	0	0	0	2.8
vs Tulane	11/24/2023		24:36	5-11	.455	4-8	.500	0-0	.000	1	4	5	3.2	1	4	1	0	0	14	5.0
vs LSU	11/25/2023		23:41	5-8	.625	3-4	.750	0-1	.000	0	1	1	2.8	0	7	1	0	0	13	6.3
Missouri	11/30/2023		13:50	0-3	.000	0-1	.000	0-0	.000	0	0	0	2.4	0	3	0	0	1	0	5.4
at La Salle	12/03/2023		20:12	2-4	.500	0-0	.000	0-0	.000	0	5	5	2.8	1	6	4	0	0	4	5.3
Rider	12/06/2023		20:11	1-3	.333	1-3	.333	0-0	.000	0	3	3	2.8	1	3	0	0	2	3	5.0
NC State	12/31/2023		06:44	0-4	.000	0-3	.000	0-0	.000	0	1	1	2.6	0	1	1	0	0	0	4.5
at Georgia Tech	01/04/2024		16:35	1-6	.167	0-3	.000	0-0	.000	0	2	2	2.5	3	3	1	0	1	2	4.3
Duke	01/07/2024		30:22	2-8	.250	0-3	.000	1-2	.500	0	4	4	2.7	2	6	5	0	1	5	4.3
at NC State	01/11/2024		17:47	3-8	.375	1-4	.250	0-0	.000	0	2	2	2.6	1	2	0	0	2	7	4.5
at North Carolina	01/14/2024		23:35	1-6	.167	1-3	.333	0-0	.000	0	1	1	2.5	0	3	3	0	0	3	4.4
Notre Dame	01/18/2024		07:03	1-3	.333	0-1	.000	2-2	1.000	0	0	0	2.3	1	3	0	0	0	4	4.4
at Boston College	02/08/2024		29:30	6-13	.462	2-2	1.000	2-2	1.000	0	3	3	2.4	1	3	2	0	0	16	5.1
at Wake Forest	02/11/2024		08:45	1-3	.333	1-1	1.000	0-0	.000	0	2	2	2.4	1	1	2	0	0	3	5.0
<b>Totals</b>		<b>0</b>	<b>323:44</b>	<b>33-99</b>	<b>.333</b>	<b>14-45</b>	<b>.311</b>	<b>5-9</b>	<b>.556</b>	<b>2</b>	<b>38</b>	<b>40</b>	<b>2.4</b>	<b>16</b>	<b>60</b>	<b>27</b>	<b>1</b>	<b>10</b>	<b>85</b>	<b>5.0</b>

## Player Averages

Games Played	Minutes/game	Points/game	FG Pct	3FG Pct	FT Pct	Rebounds/game	Assists/game	Turnovers/game	Assist/Turnover ratio	Steals/game	Blocks/game
17	19.0	5.0	33.3	31.1	55.6	2.4	3.5	1.6	2.2	0.6	0.1

## CAREER STATISTICS

### VAUGHN, Yonta

SEASON	TEAM	GP-GS	MIN/AVG	Field Goals		3-Point		F-Throws		Rebounds				Scoring						
				FG-FGA	FG%	3FG-3FGA	3FG%	FT-FTA	FT%	OFF	DEF	TOT	AVG	PF-FO	A	TO	BLK	STL	PTS	AVG
2022-23	UVa	28-7	521/18.6	35-132	.265	17-69	.246	8-11	.727	8	55	63	2.3	25-0	79	42	8	17	95	3.4
2023-24	UVa	17-0	324/19.0	33-99	.333	14-45	.311	5-9	.556	2	38	40	2.4	16-0	60	27	1	10	85	5.0
<b>TOTAL</b>		<b>45-7</b>	<b>844/18.8</b>	<b>68-231</b>	<b>.294</b>	<b>31-114</b>	<b>.272</b>	<b>13-20</b>	<b>.650</b>	<b>10</b>	<b>93</b>	<b>103</b>	<b>2.3</b>	<b>41-0</b>	<b>139</b>	<b>69</b>	<b>9</b>	<b>27</b>	<b>180</b>	<b>4.0</b>

## Single Game Highs

Statistic	Value	
Points	16	at Boston College 02/08/24
Rebounds	7	at Pittsburgh 02/05/23, vs Louisville 02/09/23
Assists	8	at Syracuse 01/26/23, vs UMES 11/08/23
Steals	2	6 times
Blocks	2	vs George Washington 11/07/22, vs Florida St. 01/19/23, at Syracuse 01/26/23
FG Made	6	at Boston College 02/08/24
FG Attempts	13	at Boston College 02/08/24
3FG Made	4	vs Tulane 11/24/23
3FG Attempts	8	vs Tulane 11/24/23
FT Made	4	vs Boston College 01/15/23
FT Attempts	4	vs Boston College 01/15/23, vs NC State 02/12/23



# 10 Mir McLean

Senior • Guard/Forward • 5-11

Baltimore, Md. • Roland Park County School • UConn

## 2022-23

- All-ACC Academic Team
- After missing the opener with an injury, made her season debut against UMBC, scoring 13 points, on 5-of-6 shooting, with eight rebounds (11/10)
- Logged her third career double-double at American with 11 points and 11 rebounds (11/20)
- Had a double-double of 11 points and a career-high 15 rebounds against Minnesota, giving her two double-doubles in three games (11/26)
- Followed the Minnesota game with her third double-double of the season with 11 points and 14 rebounds against ECU (11/27)
- Had her third-straight double-double (fourth in five games) at Penn State, scoring a career-high 24 points with 13 rebounds, while also dishing five assists (11/30)
- Had a double-double by halftime of the win at William & Mary (18 & 13), finishing the game with 22 points and a career-high 17 rebounds (12/7)
- Suffered a season-ending knee injury in the NC State game (1/8). She had grabbed 11 rebounds in the contest before leaving the game in the third quarter. She was ranked third in the ACC and 34th in the nation with 9.6 rebounds per game and led the ACC and is 22nd in the nation in offensive rebounds per game at 3.9 when her season ended. She ranked second on the team in scoring, averaging 12.2 points per game. She had a team-best five double-doubles this season

## Background

- Four-year starting point guard for nationally-ranked Bishop McNamara High School
- No. 72 in the ESPN HoopGurlz rankings and No. 15 point guard
- Ranked as the No. 49 recruit by Collegiate Girls Basketball and No. 66 by All-Star Girls Report
- McDonald's All-American nominee
- Two-time Washington Post All-Met honorable mention
- 2021-22 All-WCAC Second Team

## 2023-24 GAME-BY-GAME STATISTICS

## CAREER STATISTICS

MCLEAN, Mir

SEASON	TEAM	GP-GS	MIN/AVG	Field Goals		3-Point		F-Throws		Rebounds				Scoring						
				FG-FGA	FG%	3FG-3FGA	3FG%	FT-FTA	FT%	OFF	DEF	TOT	AVG	PF-FO	A	TO	BLK	STL	PTS	AVG
2020-21	UConn	24-0	171/7.1	26-56	.464	1-3	.333	15-20	.750	25	26	51	2.1	25-0	11	13	6	6	68	2.8
2021-22	UConn	14-9	314/22.4	45-104	.433	1-7	.143	34-50	.680	43	50	93	6.6	42-2	7	29	13	17	125	8.9
2022-23	UVa	15-13	345/23.0	66-115	.574	2-4	.500	49-75	.653	58	86	144	9.6	43-4	23	31	9	26	183	12.2
<b>TOTAL FOR UVa</b>		<b>26-22</b>	<b>651/25.0</b>	<b>111-218</b>	<b>.509</b>	<b>3-11</b>	<b>.273</b>	<b>83-123</b>	<b>.675</b>	<b>100</b>	<b>135</b>	<b>235</b>	<b>9.0</b>	<b>85-6</b>	<b>30</b>	<b>60</b>	<b>22</b>	<b>43</b>	<b>308</b>	<b>11.8</b>
<b>TOTAL</b>		<b>53-22</b>	<b>830/15.7</b>	<b>137-275</b>	<b>.498</b>	<b>4-14</b>	<b>.286</b>	<b>98-145</b>	<b>.676</b>	<b>126</b>	<b>162</b>	<b>288</b>	<b>5.4</b>	<b>110-6</b>	<b>41</b>	<b>73</b>	<b>28</b>	<b>49</b>	<b>376</b>	<b>7.1</b>

## Single Game Highs

Statistic	Value	
Points	24	at Penn St. 11/30/22
Rebounds	17	at William & Mary 12/07/22
Assists	5	at Penn St. 11/30/22
Steals	5	vs Wake Forest 11/13/22
Blocks	3	vs Virginia Tech 01/27/22, vs Duke 02/17/22
FG Made	8	vs Syracuse 02/08/22
FG Attempts	12	vs Syracuse 02/08/22, at Wake Forest 02/13/22
3FG Made	1	4 times
3FG Attempts	2	vs Miami (FL) 02/15/22, vs Virginia Tech 01/27/22, at American 11/20/22
FT Made	9	at Penn St. 11/30/22
FT Attempts	11	at Penn St. 11/30/22, at William & Mary 12/07/22





# 12 Edessa Noyan

Freshman • Forward • 6-3  
Södertälje, Sweden • Täljegymnasiet

## 2023-24

- Scored a career-high 13 points on 6-of-8 shooting in road win over Boston College (2/8)
- Added a career-best nine rebounds in win over the Eagles
- Scored nine points at then-No. 17 Virginia Tech (2/1)
- Put up eight points in 91-87 road win over then-No. 15 Florida State (1/21)
- Pulled down eight rebounds against Campbell (11/12)

## Background

- Named to the U20 Swedish Junior National Team roster for the 2023 Nordic Championships and the U20 European Championships
- Helped the Swedish U 18 Junior National Team win the 2022 Nordic Championships, averaging 18.8 points per game while also pacing the squad in rebounding during their run
- Represented her country in Division A of the 2022 U18 European Championships
- Played on the Sodertälje Club Team, one of the best teams in Sweden's top division

## CAREER STATISTICS

### NOYAN, Edessa

SEASON TEAM	GP-GS	MIN/AVG	Field Goals		3-Point		F-Throws		Rebounds				Scoring						
			FG-FGA	FG%	3FG-3FGA	3FG%	FT-FTA	FT%	OFF	DEF	TOT	AVG	PF	FO	A	TO	BLK	STL	PTS
2023-24 UVa	20-3	282/14.1	24-47	.511	3-7	.429	12-16	.750	18	43	61	3.1	43-4	7	19	12	8	63	3.2
<b>TOTAL</b>	<b>20-3</b>	<b>282/14.1</b>	<b>24-47</b>	<b>.511</b>	<b>3-7</b>	<b>.429</b>	<b>12-16</b>	<b>.750</b>	<b>18</b>	<b>43</b>	<b>61</b>	<b>3.1</b>	<b>43-4</b>	<b>7</b>	<b>19</b>	<b>12</b>	<b>8</b>	<b>63</b>	<b>3.2</b>

### Single Game Highs

Statistic	Value	
Points	13	at Boston College 02/08/24
Rebounds	9	at Boston College 02/08/24
Assists	2	vs William & Mary 11/15/23, vs Clemson 02/04/24
Steals	2	vs Rider 12/06/23, at Boston College 02/08/24
Blocks	3	vs North Carolina 01/28/24
FG Made	6	at Boston College 02/08/24
FG Attempts	8	at Boston College 02/08/24
3FG Made	1	vs UMES 11/08/23, vs Rider 12/06/23, vs North Carolina 01/28/24
3FG Attempts	3	vs North Carolina 01/28/24
FT Made	4	at Florida St. 01/21/24
FT Attempts	4	at Florida St. 01/21/24

## 2023-24 GAME-BY-GAME STATISTICS

### #12 NOYAN, Edessa

Opponent	Date	GS	MIN	Total		3-Pointers		Free throws		Rebounds				PF	A	TO	BLK	STL	PTS	AVG	
				FG-FGA	PCT	3FG-3FGA	PCT	FT-FTA	PCT	OFF	DEF	TOT	AVG								
UMES	11/08/2023	*	15:05	2-2	1.000	1-1	1.000	0-0	.000	3	3	6	6.0	3	1	2	0	1	5	5.0	
Campbell	11/12/2023		13:00	1-3	.333	0-0	.000	0-0	.000	2	6	8	7.0	2	0	2	0	1	2	3.5	
William & Mary	11/15/2023		14:20	0-1	.000	0-0	.000	1-2	.500	1	4	5	6.3	0	2	1	1	0	1	2.7	
Oklahoma	11/19/2023		04:16	0-1	.000	0-0	.000	0-0	.000	0	1	1	5.0	0	0	1	1	0	0	2.0	
vs Tulane	11/24/2023		10:02	0-1	.000	0-0	.000	0-0	.000	0	1	1	4.2	1	0	0	0	0	0	1.6	
vs LSU	11/25/2023		05:38	0-1	.000	0-0	.000	0-0	.000	0	1	1	3.7	2	0	2	0	0	0	1.3	
Missouri	11/30/2023		05:53	0-1	.000	0-0	.000	0-0	.000	0	3	3	3.6	3	0	0	1	0	0	1.1	
at La Salle	12/03/2023		04:02	1-2	.500	0-0	.000	0-0	.000	0	0	0	3.1	0	0	0	0	0	2	1.3	
Rider	12/06/2023		15:10	3-7	.429	1-2	.500	1-2	.500	4	2	6	3.4	1	0	1	1	2	8	2.0	
Duke	01/07/2024		04:08	0-0	.000	0-0	.000	0-0	.000	0	1	1	3.2	0	0	0	0	0	0	1.8	
at NC State	01/11/2024		01:43	0-0	.000	0-0	.000	0-0	.000	0	0	0	2.9	0	0	0	0	0	0	1.6	
at North Carolina	01/14/2024		04:50	0-0	.000	0-0	.000	0-0	.000	1	1	2	2.8	2	1	0	0	0	0	1.5	
Notre Dame	01/18/2024		12:03	1-2	.500	0-0	.000	0-0	.000	0	0	0	2.6	2	0	0	2	0	2	1.5	
at Florida St.	01/21/2024		25:05	2-2	1.000	0-0	.000	4-4	1.000	0	4	4	2.7	5	0	1	1	1	8	2.0	
Pittsburgh	01/25/2024		16:01	1-3	.333	0-1	.000	0-0	.000	0	3	3	2.7	1	0	1	0	0	2	2.0	
North Carolina	01/28/2024		22:42	2-5	.400	1-3	.333	0-0	.000	0	2	2	2.7	5	1	2	3	0	5	2.2	
at Virginia Tech	02/01/2024		29:25	3-5	.600	0-0	.000	3-3	1.000	2	1	3	2.7	2	0	0	0	1	9	2.6	
Clemson	02/04/2024		28:05	2-3	.667	0-0	.000	2-2	1.000	2	2	4	2.8	5	2	1	0	0	6	2.8	
at Boston College	02/08/2024	*	32:23	6-8	.750	0-0	.000	1-3	.333	3	6	9	3.1	4	0	3	2	2	13	3.3	
at Wake Forest	02/11/2024	*	17:58	0-0	.000	0-0	.000	0-0	.000	0	2	2	3.1	5	0	2	0	0	0	3.2	
<b>Totals</b>			<b>3</b>	<b>281:49</b>	<b>24-47</b>	<b>.511</b>	<b>3-7</b>	<b>.429</b>	<b>12-16</b>	<b>.750</b>	<b>18</b>	<b>43</b>	<b>61</b>	<b>3.1</b>	<b>43</b>	<b>7</b>	<b>19</b>	<b>12</b>	<b>8</b>	<b>63</b>	<b>3.2</b>

### Player Averages

Games Played	Minutes/game	Points/game	FG Pct	3FG Pct	FT Pct	Rebounds/game	Assists/game	Turnovers/game	Assist/Turnover ratio	Steals/game	Blocks/game
20	14.1	3.2	51.1	42.9	75.0	3.1	0.4	1.0	0.4	0.4	0.6



# 14 Kaydan Lawson

Senior • Guard • 6-0  
Cleveland, Ohio • Orange HS

## 2022-23

- All-ACC Academic Team
- Appeared in 28 games with 18 starts
- Averaged 5.6 points and 4.5 rebounds per game. Had 30 steals with 15 blocked shots
- Scored a career-high 18 points in the opener against GW, passing her previous high of 14 against BC last season (11/7)
- 5-of-8 shooting for 15 points in the win against Wake Forest (11/13)
- Grabbed a career-high 15 rebounds against Boston College, also logging her first career double-double with 11 points (1/15)
- ACC Academic Honor Roll

## 2021-22

- Appeared in 26 of 27 games, missing the season-opener at JMU
- Averaged 4.3 points per game with 4.4 rebounds
- Had a team-high nine rebounds against USC, her first time leading the team in rebounds (11/14)
- Scored 10 points in the Richmond game, her first double-digit scoring game of the year (11/29)
- Led the team in rebounding at George Washington while also logging her second double-digit scoring game with 10 points (12/5)
- Made her first career start at Georgia Tech (1/9)
- Grabbed a career-high 14 rebounds at North Carolina (1/20), the highest single-game effort by a Cavalier this season
- Scored a team-high 10 points in the next game at Duke (1/23)
- Scored a career-high 14 points at Boston College (2/3)

## 2023-24 GAME-BY-GAME STATISTICS

### #14 LAWSON, Kaydan

Opponent	Date	GS	MIN	Total		3-Pointers		Free throws		Rebounds				PF		A		TO		BLK		STL		PTS		AVG	
				FG-FGA	PCT	3FG-3FGA	PCT	FT-FTA	PCT	OFF	DEF	TOT	AVG	PF	A	TO	BLK	STL	PTS	AVG							
Oklahoma	11/19/2023		15:30	2-4	.500	1-3	.333	1-2	.500	1	3	4	4.0	3	1	0	0	2	6	6.0							
vs Tulane	11/24/2023		16:33	0-3	.000	0-1	.000	0-0	.000	1	3	4	4.0	4	0	0	0	0	0	0	0	0	0	0	3.0		
vs LSU	11/25/2023		01:38	0-0	.000	0-0	.000	0-0	.000	0	0	0	2.7	0	0	0	0	0	0	0	0	0	0	0	2.0		
at La Salle	12/03/2023		11:10	3-6	.500	1-3	.333	0-0	.000	2	1	3	2.8	0	1	1	0	0	0	0	0	0	7	3.3			
Rider	12/06/2023		12:06	1-3	.333	1-2	.500	0-2	.000	1	2	3	2.8	1	0	0	0	0	0	0	0	0	3	3.2			
Wofford	12/16/2023		15:42	2-5	.400	0-2	.000	0-0	.000	2	4	6	3.3	0	1	4	0	2	4	3.3							
Fordham	12/21/2023		15:23	2-4	.500	2-4	.500	0-0	.000	0	4	4	3.4	3	3	1	0	0	0	6	3.7						
NC State	12/31/2023		12:22	0-1	.000	0-1	.000	1-2	.500	0	1	1	3.1	0	1	0	0	0	0	1	3.4						
at Georgia Tech	01/04/2024		08:59	0-0	.000	0-0	.000	4-4	1.000	3	1	4	3.2	1	0	0	0	0	0	4	3.4						
Duke	01/07/2024		06:45	0-0	.000	0-0	.000	0-0	.000	0	0	0	2.9	1	0	0	0	0	0	0	0	0	0	3.1			
at NC State	01/11/2024		12:46	1-2	.500	0-1	.000	2-2	1.000	1	1	2	2.8	1	0	0	0	1	4	3.2							
at North Carolina	01/14/2024		05:51	0-0	.000	0-0	.000	0-0	.000	0	0	0	2.6	2	0	0	0	0	0	0	0	0	0	2.9			
Notre Dame	01/18/2024		10:18	1-3	.333	0-1	.000	0-0	.000	1	2	3	2.6	2	0	1	1	1	1	2	2.8						
at Florida St.	01/21/2024		07:44	0-1	.000	0-1	.000	0-0	.000	0	1	1	2.5	1	0	0	1	0	0	0	0	0	0	2.6			
Pittsburgh	01/25/2024		12:44	0-4	.000	0-4	.000	0-0	.000	1	5	6	2.7	2	0	2	0	1	0	1	0	0	0	2.5			
North Carolina	01/28/2024		00:05	0-0	.000	0-0	.000	0-0	.000	0	0	0	2.6	0	0	0	0	0	0	0	0	0	0	2.3			
at Virginia Tech	02/01/2024		06:48	1-1	1.000	1-1	1.000	0-0	.000	0	1	1	2.5	2	0	1	1	1	0	3	2.4						
Clemson	02/04/2024		09:36	1-2	.500	1-1	1.000	0-0	.000	0	1	1	2.4	2	0	0	0	1	3	2.4							
at Boston College	02/08/2024		19:29	0-3	.000	0-2	.000	2-2	1.000	1	2	3	2.4	3	1	3	1	2	2	2.4							
at Wake Forest	02/11/2024		07:45	0-1	.000	0-0	.000	3-4	.750	0	1	1	2.4	4	0	1	0	0	3	2.4							
<b>Totals</b>		<b>0</b>	<b>209:14</b>	<b>14-43</b>	<b>.326</b>	<b>7-27</b>	<b>.259</b>	<b>13-18</b>	<b>.722</b>	<b>14</b>	<b>33</b>	<b>47</b>	<b>2.4</b>	<b>32</b>	<b>8</b>	<b>14</b>	<b>4</b>	<b>10</b>	<b>48</b>	<b>2.4</b>							

## Player Averages

Games Played	Minutes/game	Points/game	FG Pct	3FG Pct	FT Pct	Rebounds/game	Assists/game	Turnovers/game	Assist/Turnover ratio	Steals/game	Blocks/game
20	10.5	2.4	32.6	25.9	72.2	2.4	0.4	0.7	0.6	0.5	0.2

## CAREER STATISTICS

### LAWSON, Kaydan

SEASON TEAM	GP-GS	MIN/AVG	Field Goals		3-Point		F-Throws		Rebounds				PF-FO				A		TO		BLK		STL		PTS		AVG	
			FG-FGA	FG%	3FG-3FGA	3FG%	FT-FTA	FT%	OFF	DEF	TOT	AVG	PF	FO	A	TO	BLK	STL	PTS	AVG								
2020-21 UVa	5-1	125/24.9	14-42	.333	3-9	.333	14-18	.778	6	10	16	3.2	14-0	11	19	4	7	45	9.0									
2021-22 UVa	26-1	522/20.1	41-146	.281	9-59	.153	20-38	.526	35	79	114	4.4	66-3	43	46	10	21	111	4.3									
2022-23 UVa	28-18	623/22.3	51-165	.309	24-88	.273	30-44	.682	38	89	127	4.5	73-2	39	50	15	30	156	5.6									
2023-24 UVa	20-0	209/10.5	14-43	.326	7-27	.259	13-18	.722	14	33	47	2.4	32-0	8	14	4	10	48	2.4									
<b>TOTAL</b>	<b>79-20</b>	<b>1479/18.7</b>	<b>120-396</b>	<b>.303</b>	<b>43-183</b>	<b>.235</b>	<b>77-118</b>	<b>.653</b>	<b>93</b>	<b>211</b>	<b>304</b>	<b>3.8</b>	<b>185-5</b>	<b>101</b>	<b>129</b>	<b>33</b>	<b>68</b>	<b>360</b>	<b>4.6</b>									

### Single Game Highs

Statistic	Value	
Points	18	vs George Washington 11/07/22
Rebounds	15	vs Boston College 01/15/23
Assists	5	vs Syracuse 02/08/22, vs North Carolina 01/12/23
Steals	4	vs Duke 02/19/23
Blocks	2	6 times
FG Made	7	vs George Washington 11/07/22
FG Attempts	15	at Duke 01/23/22
3FG Made	4	vs George Washington 11/07/22
3FG Attempts	8	vs Duke 02/19/23
FT Made	5	vs East Carolina 11/29/20, vs Clemson 12/10/20, vs Campbell 11/23/22
FT Attempts	7	vs Campbell 11/23/22



# 20 Camryn Taylor

Fifth Year • Forward • 6-2  
Peoria, Ill. • Richwoods HS • Marquette

## 2023-24

- Registered a double-double with 11 points and 10 rebounds in UVA's 91-87 road win at then-No. 15 Florida State
- Recorded her 10th career double-double with 17 points and a career-high 15 rebounds against No. 3 NC State (12/31)
- Finished with 18 points and 13 rebounds in UVA's win over Rider (12/6)
- Her 13 rebounds against the Broncs also tied her career high
- Finished a career-best 10-for-10 at the free throw at La Salle (12/3)
- Recorded her 12th career 20-point game with 22 points in UVA's 76-52 win over UMES (11/8)
- Also made a career-high eight free throws on nine attempts against the Hawks

## 2022-23

- All-ACC Second Team
- Started all 30 games, leading the team in scoring (13.9 ppg) and rebounding (6.3 rpg)
- Finished 10th in the ACC in points per game
- Finished seventh in the ACC in field goal shooting percentage (45.9 percent) and 10th in field goal percentage (74.5 percent)
- Logged 21 games scoring in double figures, including with two 20-point performances and two double-doubles
- Team's leading scorer in 14 of 30 games with seven times being the top rebounder
- Scored in double figures in each of the first four games of the season and six of the first seven

## 2023-24 GAME-BY-GAME STATISTICS

### #20 TAYLOR, Camryn

Opponent	Date	GS	MIN	Total		3-Pointers		Free throws		Rebounds				PF	A	TO	BLK	STL	PTS	AVG	
				FG-FGA	PCT	3FG-3FGA	PCT	FT-FTA	PCT	OFF	DEF	TOT	AVG								
UMES	11/08/2023	*	31:03	7-15	.467	0-3	.000	8-9	.889	7	2	9	9.0	3	1	5	0	1	22	22.0	
Campbell	11/12/2023	*	27:45	5-12	.417	0-0	.000	6-6	1.000	1	2	3	6.0	3	0	2	4	2	16	19.0	
William & Mary	11/15/2023	*	23:40	4-12	.333	0-0	.000	4-5	.800	3	4	7	6.3	3	1	2	2	1	12	16.7	
Oklahoma	11/19/2023	*	24:07	6-12	.500	0-0	.000	5-5	1.000	5	1	6	6.3	4	1	2	1	2	17	16.8	
vs Tulane	11/24/2023	*	17:10	4-6	.667	0-0	.000	0-0	.000	1	2	3	5.6	2	0	0	1	1	8	15.0	
vs LSU	11/25/2023	*	20:50	1-9	.111	0-0	.000	2-2	1.000	2	2	4	5.3	3	0	1	2	1	4	13.2	
Missouri	11/30/2023	*	39:12	10-19	.526	0-0	.000	6-7	.857	4	5	9	5.9	3	1	1	1	0	26	15.0	
at La Salle	12/03/2023	*	21:35	0-5	.000	0-0	.000	10-10	1.000	2	3	5	5.8	4	2	0	0	1	10	14.4	
Rider	12/06/2023	*	27:18	7-11	.636	0-0	.000	4-4	1.000	7	6	13	6.6	2	0	3	0	1	18	14.8	
Wofford	12/16/2023	*	16:17	6-9	.667	0-0	.000	1-2	.500	3	1	4	6.3	3	0	1	0	0	13	14.6	
Fordham	12/21/2023	*	26:13	4-9	.444	0-0	.000	2-3	.667	4	4	8	6.5	4	2	3	2	0	10	14.2	
NC State	12/31/2023	*	31:02	7-16	.438	2-2	1.000	1-2	.500	4	11	15	7.2	4	1	3	0	0	17	14.4	
at Georgia Tech	01/04/2024	*	32:29	7-12	.583	1-1	1.000	4-4	1.000	0	4	4	6.9	4	0	2	1	2	19	14.8	
Duke	01/07/2024	*	21:57	5-10	.500	0-1	.000	7-9	.778	2	0	2	6.6	5	0	0	0	0	17	14.9	
at NC State	01/11/2024	*	27:56	9-16	.563	2-2	1.000	2-4	.500	3	3	6	6.5	5	0	3	2	0	22	15.4	
at North Carolina	01/14/2024	*	26:13	5-15	.333	2-3	.667	4-4	1.000	3	4	7	6.6	4	0	2	0	1	16	15.4	
Notre Dame	01/18/2024	*	14:27	2-7	.286	0-2	.000	2-2	1.000	1	2	3	6.4	5	0	2	1	0	6	14.9	
at Florida St.	01/21/2024	*	16:29	5-10	.500	1-1	1.000	0-0	.000	3	7	10	6.6	5	0	1	1	0	11	14.7	
Pittsburgh	01/25/2024	*	08:50	1-5	.200	0-1	.000	2-2	1.000	1	0	1	6.3	0	0	0	1	0	4	14.1	
at Wake Forest	02/11/2024	*	19:23	5-7	.714	2-2	1.000	2-2	1.000	1	1	2	6.1	5	0	0	2	0	14	14.1	
<b>Totals</b>			<b>18</b>	<b>473:54</b>	<b>100-217</b>	<b>.461</b>	<b>10-18</b>	<b>.556</b>	<b>72-82</b>	<b>.878</b>	<b>57</b>	<b>64</b>	<b>121</b>	<b>6.1</b>	<b>71</b>	<b>9</b>	<b>33</b>	<b>21</b>	<b>13</b>	<b>282</b>	<b>14.1</b>

### Player Averages

Games Played	Minutes/game	Points/game	FG Pct	3FG Pct	FT Pct	Rebounds/game	Assists/game	Turnovers/game	Assist/Turnover ratio	Steals/game	Blocks/game
20	23.7	14.1	46.1	55.6	87.8	6.1	0.5	1.7	0.3	0.7	1.1

## CAREER STATISTICS

### TAYLOR, Camryn

SEASON	TEAM	GP-GS	MIN/AVG	Field Goals		3-Point		F-Throws		Rebounds				Scoring						
				FG-FGA	FG%	3FG-3FGA	3FG%	FT-FTA	FT%	OFF	DEF	TOT	AVG	PF-FO	A	TO	BLK	STL	PTS	AVG
2019-20	Marq	31-0	506/16.3	114-214	.533	0-0	.000	59-94	.628	47	71	118	3.8	74-1	22	40	17	12	287	9.3
2020-21	Marq	26-26	640/24.6	128-248	.516	0-3	.000	55-82	.671	74	105	179	6.9	85-3	44	53	10	15	311	12.0
2021-22	UVa	12-12	326/27.2	60-149	.403	2-11	.182	32-43	.744	25	48	73	6.1	38-2	14	34	5	15	154	12.8
2022-23	UVa	30-30	748/24.9	168-366	.459	3-18	.167	79-106	.745	75	110	185	6.2	105-6	21	71	23	34	418	13.9
2023-24	UVa	20-18	474/23.7	100-217	.461	10-18	.556	72-82	.878	57	64	121	6.1	71-5	9	33	21	13	282	14.1
<b>TOTAL FOR UVa</b>	<b>62-60</b>	<b>1548/25.0</b>	<b>328-732</b>	<b>.448</b>	<b>15-47</b>	<b>.319</b>	<b>183-231</b>	<b>.792</b>	<b>157</b>	<b>222</b>	<b>379</b>	<b>6.1</b>	<b>214-13</b>	<b>44</b>	<b>138</b>	<b>49</b>	<b>62</b>	<b>854</b>	<b>13.8</b>	
<b>TOTAL</b>	<b>119-86</b>	<b>2695/22.6</b>	<b>570-1194</b>	<b>.477</b>	<b>15-50</b>	<b>.300</b>	<b>297-407</b>	<b>.730</b>	<b>278</b>	<b>398</b>	<b>676</b>	<b>5.7</b>	<b>373-17</b>	<b>110</b>	<b>231</b>	<b>76</b>	<b>89</b>	<b>1452</b>	<b>12.2</b>	

### Single Game Highs

Statistic	Value	
Points	27	vs Milwaukee 12/02/20, at Creighton 02/01/21, at James Madison 11/09/21
Rebounds	15	vs NC State 12/31/23
Assists	5	at Butler 01/24/21
Steals	3	6 times
Blocks	4	vs Morgan St. 12/18/22, vs Campbell 11/12/23
FG Made	12	vs Milwaukee 12/02/20, at Creighton 02/01/21
FG Attempts	22	vs Minnesota 11/26/22
3FG Made	2	4 times
3FG Attempts	3	vs George Washington 11/07/22, vs UMES 11/08/23, at North Carolina 01/14/24
FT Made	10	at La Salle 12/03/23
FT Attempts	10	vs Seton Hall 01/12/20, at James Madison 11/09/21, at La Salle 12/03/23



# 21 Kymora Johnson

Freshman • Guard • 5-7

Charlottesville, Va. • St. Anne's-Belfield

## 2023-24

- Scored a season-high 35 points on 14-of-20 shooting in UVA's 91-87 win at then-No. 15 Florida State (1/21)
- Her 35 points are second most by a freshman in program history
- Scored 26 points on 10-of-13 shooting, including 6-of-7 from 3-point range, in UVA's win over Fordham (12/21)
- Also had five rebounds and seven assists against the Rams
- Tied her season high of nine assists against Wofford (12/16)
- Scored 17 points after shooting 6-for-6 from the field and 4-for-5 at the charity stripe at La Salle (12/3)
- Dished out nine assists in 81-59 win over Tulane (11/24)
- Recorded back-to-back games with 15 points against Maryland Eastern Shore (11/8) and Campbell (11/12)

## Background

- McDonald's High School All-American
- Won the three-point shooting contest at the McDonald's All-American game
- Two-time Gatorade State Player of the Year (2022-23)
- Two-time Max Preps Virginia Player of the Year (2022-23)
- Five-star recruit ranked No. 24 in the espnW HoopGurlz recruiting rankings
- Three-time VISAA Division I All-State
- Helped lead the West Virginia Thunder AAU team to a Girls' Under Armour National Championship
- Averaged 23.9 points, 8.0 rebounds, 5.6 assists and 4.4 steals per game her senior season

## CAREER STATISTICS

### JOHNSON, Kymora

SEASON	TEAM	Field Goals			3-Point		F-Throws		Rebounds				Scoring								
		GP-GS	MIN	AVG	FG-FGA	FG%	3FG-3FGA	3FG%	FT-FTA	FT%	OFF	DEF	TOT	AVG	PF-FO	A	TO	BLK	STL	PTS	AVG
2023-24	UVA	24-24	714	29.8	136-322	.422	42-137	.307	49-59	.831	22	88	110	4.6	49-0	127	65	7	40	363	15.1
<b>TOTAL</b>		<b>24-24</b>	<b>714/29.8</b>	<b>136-322</b>	<b>.422</b>	<b>42-137</b>	<b>.307</b>	<b>49-59</b>	<b>.831</b>	<b>22</b>	<b>88</b>	<b>110</b>	<b>4.6</b>	<b>49-0</b>	<b>127</b>	<b>65</b>	<b>7</b>	<b>40</b>	<b>363</b>	<b>15.1</b>	

### Single Game Highs

Statistic	Value	
Points	35	at Florida St. 01/21/24
Rebounds	8	vs Duke 01/07/24, vs Notre Dame 01/18/24
Assists	9	vs Tulane 11/24/23, vs Wofford 12/16/23
Steals	4	vs Oklahoma 11/19/23, at Wake Forest 02/11/24
Blocks	2	vs Campbell 11/12/23
FG Made	14	at Florida St. 01/21/24
FG Attempts	21	vs NC State 12/31/23
3FG Made	6	vs Fordham 12/21/23
3FG Attempts	11	vs NC State 12/31/23
FT Made	5	at North Carolina 01/14/24, vs North Carolina 01/28/24
FT Attempts	6	at North Carolina 01/14/24, vs North Carolina 01/28/24

## 2023-24 GAME-BY-GAME STATISTICS

### #21 JOHNSON, Kymora

Opponent	Date	GS	MIN	Total		3-Pointers		Free throws		Rebounds				PF	A	TO	BLK	STL	PTS	AVG	
				FG-FGA	PCT	3FG-3FGA	PCT	FT-FTA	PCT	OFF	DEF	TOT	AVG								
UMES	11/08/2023	*	29:40	4-15	.267	3-10	.300	4-4	1.000	0	7	7	7.0	2	2	3	0	1	15	15.0	
Campbell	11/12/2023	*	26:45	7-14	.500	1-3	.333	0-1	.000	2	4	6	6.5	3	7	1	2	1	15	15.0	
William & Mary	11/15/2023	*	26:37	5-9	.556	1-5	.200	0-0	.000	0	3	3	5.3	1	3	1	1	0	11	13.7	
Oklahoma	11/19/2023	*	32:10	4-17	.235	0-7	.000	1-2	.500	0	2	2	4.5	2	6	1	0	4	9	12.5	
vs Tulane	11/24/2023	*	18:55	3-7	.429	3-6	.500	0-0	.000	0	1	1	3.8	2	9	6	1	3	9	11.8	
vs LSU	11/25/2023	*	21:36	4-13	.308	0-7	.000	0-0	.000	1	2	3	3.7	3	2	3	0	2	8	11.2	
Missouri	11/30/2023	*	33:26	4-13	.308	1-6	.167	0-2	.000	0	2	2	3.4	3	7	2	0	1	9	10.9	
at La Salle	12/03/2023	*	19:48	6-6	1.000	1-1	1.000	4-5	.800	0	1	1	3.1	1	4	3	0	3	17	11.6	
Rider	12/06/2023	*	25:39	3-9	.333	0-2	.000	1-1	1.000	3	4	7	3.6	1	4	0	0	1	7	11.1	
Wofford	12/16/2023	*	22:42	3-9	.333	0-5	.000	1-2	.500	0	1	1	3.3	1	9	2	1	1	7	10.7	
Fordham	12/21/2023	*	34:47	10-13	.769	6-7	.857	0-0	.000	0	5	5	3.5	0	7	1	0	2	26	12.1	
NC State	12/31/2023	*	33:16	4-21	.190	2-11	.182	1-2	.500	1	6	7	3.8	0	7	2	1	2	11	12.0	
at Georgia Tech	01/04/2024	*	28:24	3-14	.214	0-6	.000	0-0	.000	0	3	3	3.7	3	6	4	0	3	6	11.5	
Duke	01/07/2024	*	32:27	5-15	.333	0-3	.000	4-4	1.000	3	5	8	4.0	1	2	3	0	3	14	11.7	
at NC State	01/11/2024	*	33:05	6-19	.316	2-8	.250	0-0	.000	1	3	4	4.0	3	4	1	0	0	14	11.9	
at North Carolina	01/14/2024	*	27:48	3-9	.333	2-5	.400	5-6	.833	0	5	5	4.1	4	5	2	0	1	13	11.9	
Notre Dame	01/18/2024	*	32:57	6-14	.429	2-7	.286	2-2	1.000	2	6	8	4.3	3	7	6	0	1	16	12.2	
at Florida St.	01/21/2024	*	35:50	14-20	.700	3-7	.429	4-5	.800	2	5	7	4.4	1	6	4	0	0	35	13.4	
Pittsburgh	01/25/2024	*	31:49	6-14	.429	3-7	.429	2-2	1.000	3	4	7	4.6	3	4	6	1	2	17	13.6	
North Carolina	01/28/2024	*	29:21	8-12	.667	4-5	.800	5-6	.833	0	6	6	4.7	4	4	2	0	3	25	14.2	
at Virginia Tech	02/01/2024	*	35:43	7-20	.350	4-7	.571	4-4	1.000	1	2	3	4.6	2	3	3	0	0	22	14.6	
Clemson	02/04/2024	*	37:21	10-20	.500	1-5	.200	3-3	1.000	2	3	5	4.6	3	8	4	0	1	24	15.0	
at Boston College	02/08/2024	*	31:43	3-6	.500	0-1	.000	4-4	1.000	0	3	3	4.5	1	4	4	0	1	10	14.8	
at Wake Forest	02/11/2024	*	32:13	8-13	.615	3-6	.500	4-4	1.000	1	5	6	4.6	2	7	1	0	4	23	15.1	
<b>Totals</b>			<b>24</b>	<b>714:02</b>	<b>136-322</b>	<b>.422</b>	<b>42-137</b>	<b>.307</b>	<b>49-59</b>	<b>.831</b>	<b>22</b>	<b>88</b>	<b>110</b>	<b>4.6</b>	<b>49</b>	<b>127</b>	<b>65</b>	<b>7</b>	<b>40</b>	<b>363</b>	<b>15.1</b>

### Player Averages



# 23 Alexia Smith

Senior • Guard • 5-8

Columbus, Ohio. • Columbus Africentric Early College • Minnesota

## 2023-24

- Recorded her first career double-double with 10 points and a career-high 13 rebounds in 87-81 overtime win over Missouri (11/30)

## 2022-23

- All-ACC Academic Team
- Appeared in 29 games with 13 starts
- Averaged 5.6 points and 4.2 rebounds per game.
- 58 assists with a 1.41 assist-to-turnover ratio. Also had 35 steals
- Made her Cavalier debut against UMBC, grabbing a career-high nine rebounds (11/10)
- Made her first start of the season against Campbell (11/23)
- Led the team in scoring with 11 points at Duke (12/21)
- Scored 14 points in the ACC Tournament game against Wake Forest
- ACC Academic Honor Roll

## At Minnesota (2020-22)

- Played two seasons for the Golden Gophers (2020-22), appearing in 52 games with 13 starts
- Averaged 3.9 points, 2.3 rebounds and 1.6 assists per game
- Scored a career-high 14 points against UTSA (11/28), hitting on a career-high five field goals, and added two steals and four rebounds
- Tallied 10 assists off the bench at the Battle 4 Atlantis (11/20-11/22) including a career-high five off the bench vs. No. 2/2 UConn

## CAREER STATISTICS

SMITH, Alexia

SEASON	TEAM	GP-GS	MIN	Field Goals		3-Point		F-Throws		Rebounds				Scoring						
				FG-FGA	FG%	3FG-3FGA	3FG%	FT-FTA	FT%	OFF	DEF	TOT	AVG	PF-FO	A	TO	BLK	STL	PTS	AVG
2020-21	MINN	19-12	521/27.4	36-94	.383	6-20	.300	14-19	.737	17	34	51	2.7	28-0	31	26	0	13	92	4.8
2021-22	MINN	33-1	537/16.3	41-115	.357	4-16	.250	25-39	.641	21	45	66	2.0	22-0	54	42	4	15	111	3.4
2022-23	Uva	29-13	665/22.9	67-178	.376	9-32	.281	19-25	.760	30	91	121	4.2	22-0	58	41	5	35	162	5.6
2023-24	Uva	24-15	424/17.7	33-98	.337	4-19	.211	20-33	.606	23	75	98	4.1	20-0	48	29	3	18	90	3.8
<b>TOTAL FOR Uva</b>		<b>53-28</b>	<b>1089/20.5</b>	<b>100-276</b>	<b>.362</b>	<b>13-51</b>	<b>.255</b>	<b>39-58</b>	<b>.672</b>	<b>53</b>	<b>166</b>	<b>219</b>	<b>4.1</b>	<b>42-0</b>	<b>106</b>	<b>70</b>	<b>8</b>	<b>53</b>	<b>252</b>	<b>4.8</b>
<b>TOTAL</b>		<b>105-41</b>	<b>2146/20.4</b>	<b>177-485</b>	<b>.365</b>	<b>23-87</b>	<b>.264</b>	<b>78-116</b>	<b>.672</b>	<b>91</b>	<b>245</b>	<b>336</b>	<b>3.2</b>	<b>92-0</b>	<b>191</b>	<b>138</b>	<b>12</b>	<b>81</b>	<b>455</b>	<b>4.3</b>

## Single Game Highs

Statistic	Value	
Points	14	vs UTSA 11/28/21, vs Wake Forest 03/01/23
Rebounds	13	vs Missouri 11/30/23
Assists	6	at Miami (FL) 02/26/23, at NC State 01/11/24, vs North Carolina 01/28/24
Steals	3	5 times
Blocks	2	vs UMES 11/08/23
FG Made	6	vs Wake Forest 03/01/23
FG Attempts	11	vs Wake Forest 03/01/23
3FG Made	2	vs Indiana 12/23/20, at Penn St. 11/30/22
3FG Attempts	3	7 times
FT Made	7	vs North Carolina 01/28/24
FT Attempts	10	vs North Carolina 01/28/24

## 2023-24 GAME-BY-GAME STATISTICS

### #23 SMITH, Alexia

Opponent	Date	GS	MIN	Total		3-Pointers		Free throws		Rebounds				PF	A	TO	BLK	STL	PTS	AVG	
				FG-FGA	PCT	3FG-3FGA	PCT	FT-FTA	PCT	OFF	DEF	TOT	AVG								
UMES	11/08/2023	*	20:32	1-6	.167	0-2	.000	0-0	.000	4	3	7	7.0	2	2	0	2	2	2	2.0	
Campbell	11/12/2023	*	25:48	4-6	.667	1-2	.500	1-2	.500	2	4	6	6.5	1	1	0	0	2	10	6.0	
William & Mary	11/15/2023	*	21:49	0-6	.000	0-1	.000	3-4	.750	3	3	6	6.3	0	4	0	0	0	3	5.0	
Oklahoma	11/19/2023	*	18:57	1-4	.250	0-0	.000	0-0	.000	0	2	2	5.3	0	0	0	0	2	2	4.3	
vs Tulane	11/24/2023		17:35	4-5	.800	0-1	.000	2-2	1.000	0	3	3	4.8	0	0	0	0	3	10	5.4	
vs LSU	11/25/2023	*	26:04	2-6	.333	0-3	.000	1-3	.333	2	3	5	4.8	3	1	3	0	1	5	5.3	
Missouri	11/30/2023	*	35:19	5-10	.500	0-2	.000	0-0	.000	4	9	13	6.0	0	3	2	0	2	10	6.0	
at La Salle	12/03/2023	*	14:00	0-4	.000	0-0	.000	0-0	.000	0	1	1	5.4	0	1	1	0	0	0	5.3	
Rider	12/06/2023	*	18:25	5-8	.625	1-1	1.000	0-0	.000	1	1	2	5.0	0	1	1	0	1	11	5.9	
Wofford	12/16/2023	*	23:35	3-7	.429	1-1	1.000	0-0	.000	0	4	4	4.9	1	3	2	0	0	7	6.0	
Fordham	12/21/2023	*	23:40	1-1	1.000	0-0	.000	0-0	.000	0	5	5	4.9	0	1	3	0	2	2	5.6	
NC State	12/31/2023	*	15:31	1-2	.500	0-0	.000	0-0	.000	0	3	3	4.8	2	2	1	0	1	2	5.3	
at Georgia Tech	01/04/2024	*	10:53	0-2	.000	0-1	.000	0-2	.000	0	3	3	4.6	2	1	0	0	0	0	4.9	
Duke	01/07/2024		08:30	1-1	1.000	0-0	.000	0-0	.000	0	0	0	4.3	0	0	2	0	0	2	4.7	
at NC State	01/11/2024	*	17:57	1-5	.200	0-0	.000	0-0	.000	2	7	9	4.6	0	6	1	0	0	2	4.5	
at North Carolina	01/14/2024	*	16:23	2-7	.286	0-0	.000	0-0	.000	2	3	5	4.6	2	5	1	0	0	4	4.5	
Notre Dame	01/18/2024	*	07:42	0-0	.000	0-0	.000	0-0	.000	0	1	1	4.4	2	1	0	0	0	0	4.2	
at Florida St.	01/21/2024		15:02	0-3	.000	0-0	.000	0-0	.000	0	4	4	4.4	0	1	2	1	0	0	4.0	
Pittsburgh	01/25/2024		17:46	1-3	.333	0-1	.000	2-4	.500	1	7	8	4.6	0	2	1	0	1	4	4.0	
North Carolina	01/28/2024		20:34	0-6	.000	0-1	.000	7-10	.700	1	5	6	4.7	0	6	2	0	0	7	4.2	
at Virginia Tech	02/01/2024		22:30	0-1	.000	0-0	.000	2-4	.500	1	1	2	4.5	0	2	0	0	1	2	4.0	
Clemson	02/04/2024		08:32	0-2	.000	0-1	.000	0-0	.000	0	2	2	4.4	3	2	1	0	0	0	3.9	
at Boston College	02/08/2024		01:47	0-0	.000	0-0	.000	2-2	1.000	0	0	0	4.2	0	0	2	0	0	2	3.8	
at Wake Forest	02/11/2024		14:47	1-3	.333	1-2	.500	0-0	.000	0	1	1	4.1	2	3	4	0	0	3	3.8	
<b>Totals</b>			<b>15</b>	<b>423:40</b>	<b>33-98</b>	<b>.337</b>	<b>4-19</b>	<b>.211</b>	<b>20-33</b>	<b>.606</b>	<b>23</b>	<b>75</b>	<b>98</b>	<b>4.1</b>	<b>20</b>	<b>48</b>	<b>29</b>	<b>3</b>	<b>18</b>	<b>90</b>	<b>3.8</b>

## Player Averages

Games Played	Minutes/game	Points/game	FG Pct	3FG Pct	FT Pct	Rebounds/game	Assists/game	Turnovers/game	Assist/Turnover ratio	Steals/game	Blocks/game
24	17.7	3.8	.337	.211	.606	4.1	2.0	1.3	1.7	0.0	0.1





# 32 Cady Pauley

Sophomore • Guard • 5-11  
Milan, Mo. • Milan HS

## 2022-23

- Appeared in 24 games, averaging 3.5 points and 1.1 rebounds per game
- Of her 30 made field goals, 22 were threes
- Made her collegiate debut against George Washington, scoring three points in 10 minutes on the court
- Had her first double-digit scoring game against UNCW, with 11 points in 18 minutes on the court (12/4)
- Ranked No. 9 in the Sportscenter Top 10 for a pass in the Morgan State game (12/20)
- Hit four three-pointers for a career-high 12 points at Clemson, her second double-digit scoring game of the year (2/23)

## Background

- Her 3,074 career points at Milan High rank eighth all-time in Missouri girl's basketball history
- Ranked 10th nationally by MaxPreps in scoring her senior season, averaging 33 points per game. Also averaged 9.7 rebounds per game
- Two-time Kirksville Daily Express Basketball Player of the Year and KMZU Player of the Year
- Three-time Prep Hoops All-State and two-time Class 3 All-State
- Four-time unanimous All-Conference selection
- Four-time first-team All-District
- McDonald's All-America nominee

## CAREER STATISTICS

### PAULEY, Cady

SEASON	TEAM	GP-GS	MIN/AVG	Field Goals		3-Point		F-Throws		Rebounds				Scoring						
				FG-FGA	FG%	3FG-3FGA	3FG%	FT-FTA	FT%	OFF	DEF	TOT	AVG	PF-FO	A	TO	BLK	STL	PTS	AVG
2022-23	UVa	24-0	250/10.4	30-101	.297	22-80	.275	2-3	.667	7	19	26	1.1	17-1	16	17	2	7	84	3.5
2023-24	UVa	16-0	121/7.6	15-54	.278	9-43	.209	5-6	.833	4	6	10	0.6	10-0	5	7	2	2	44	2.8
<b>TOTAL</b>		<b>40-0</b>	<b>372/9.3</b>	<b>45-155</b>	<b>.290</b>	<b>31-123</b>	<b>.252</b>	<b>7-9</b>	<b>.778</b>	<b>11</b>	<b>25</b>	<b>36</b>	<b>0.9</b>	<b>27-1</b>	<b>21</b>	<b>24</b>	<b>4</b>	<b>9</b>	<b>128</b>	<b>3.2</b>

### Single Game Highs

Statistic	Value	
Points	12	at Clemson 02/23/23, at Miami (FL) 02/26/23
Rebounds	5	vs Wake Forest 03/01/23
Assists	2	6 times
Steals	3	at Notre Dame 01/22/23
Blocks	1	4 times
FG Made	4	vs UNCW 12/04/22, at Clemson 02/23/23, at Miami (FL) 02/26/23
FG Attempts	12	at Clemson 02/23/23, at Miami (FL) 02/26/23
3FG Made	4	at Clemson 02/23/23, at Miami (FL) 02/26/23
3FG Attempts	12	at Clemson 02/23/23
FT Made	4	vs Rider 12/06/23
FT Attempts	4	vs Rider 12/06/23

## 2023-24 GAME-BY-GAME STATISTICS

### #32 PAULEY, Cady

Opponent	Date	GS	MIN	Total		3-Pointers		Free throws		Rebounds				PF	A	TO	BLK	STL	PTS	AVG	
				FG-FGA	PCT	3FG-3FGA	PCT	FT-FTA	PCT	OFF	DEF	TOT	AVG								
UMES	11/08/2023		08:52	0-5	.000	0-3	.000	0-0	.000	0	0	0	0.0	0	1	0	0	0	0	0.0	
Campbell	11/12/2023		04:49	0-2	.000	0-2	.000	0-0	.000	0	0	0	0.0	0	0	0	0	0	0	0.0	
William & Mary	11/15/2023		09:50	1-6	.167	0-4	.000	0-0	.000	3	1	4	1.3	1	0	0	1	1	2	0.7	
vs Tulane	11/24/2023		11:02	3-7	.429	2-6	.333	0-0	.000	0	1	1	1.3	2	1	0	0	1	8	2.5	
Missouri	11/30/2023		04:15	1-2	.500	1-2	.500	0-0	.000	0	0	0	1.0	1	0	1	0	0	3	2.6	
at La Salle	12/03/2023		11:39	2-6	.333	1-5	.200	0-0	.000	0	2	2	1.2	3	0	0	0	0	5	3.0	
Rider	12/06/2023		10:38	0-4	.000	0-4	.000	4-4	1.000	0	1	1	1.1	0	2	1	0	0	4	3.1	
Wofford	12/16/2023		07:42	1-3	.333	0-2	.000	0-0	.000	0	0	0	1.0	0	1	0	0	0	2	3.0	
Fordham	12/21/2023		08:36	2-3	.667	1-2	.500	1-2	.500	0	1	1	1.0	0	0	2	0	0	6	3.3	
at Georgia Tech	01/04/2024		02:59	0-0	.000	0-0	.000	0-0	.000	0	0	0	0.9	1	0	0	1	0	0	3.0	
Duke	01/07/2024		00:26	0-0	.000	0-0	.000	0-0	.000	0	0	0	0.8	0	0	0	0	0	0	2.7	
at NC State	01/11/2024		05:53	0-1	.000	0-1	.000	0-0	.000	0	0	0	0.8	0	0	0	0	0	0	2.5	
Notre Dame	01/18/2024		06:40	0-2	.000	0-2	.000	0-0	.000	0	0	0	0.7	0	0	0	0	0	0	2.3	
Pittsburgh	01/25/2024		06:23	2-5	.400	1-3	.333	0-0	.000	0	0	0	0.6	0	0	1	0	0	5	2.5	
North Carolina	01/28/2024		09:05	1-2	.500	1-2	.500	0-0	.000	0	0	0	0.6	1	0	0	0	0	3	2.5	
Clemson	02/04/2024		12:39	2-6	.333	2-5	.400	0-0	.000	1	0	1	0.6	1	0	2	0	0	6	2.8	
<b>Totals</b>			<b>0</b>	<b>121:28</b>	<b>15-54</b>	<b>.278</b>	<b>9-43</b>	<b>.209</b>	<b>5-6</b>	<b>.833</b>	<b>4</b>	<b>6</b>	<b>10</b>	<b>0.6</b>	<b>10</b>	<b>5</b>	<b>7</b>	<b>2</b>	<b>2</b>	<b>44</b>	<b>2.8</b>

### Player Averages

Games Played	Minutes/game	Points/game	FG Pct	3FG Pct	FT Pct	Rebounds/game	Assists/game	Turnovers/game	Assist/Turnover ratio	Steals/game	Blocks/game
16	7.6	2.8	27.8	20.9	83.3	0.6	0.3	0.4	0.7	0.1	0.1



# 33 Sam Brunelle

Graduate Student • Forward • 6-2

Ruckersville, Va • William Monroe HS • Notre Dame

## 2023-24

- Katrina McClain Award (nation's top power forward)  
Watch List selection
- Represents UVA on the ACC's Student-Athlete Advisory Committee (SAAC) Executive Board

## 2022-23

- Started 21 games for the Cavaliers before having her season cut short by an injury, scoring in double figures in 14 of those games
- Averaged 11.0 points per game
- Shot 40.0 percent from three-point range (34-of-85) and 91.2 percent from the free throw line (31-of-34)
- Scored the 1,000th point of her collegiate career on Jan. 15 on a three-pointer with 1:42 remaining in the third quarter of the Boston College game. She scored 797 of her points at Notre Dame
- Coach's Award of Excellence winner at the Hoos Choice Awards
- Opened her UVA career with back-to-back double-digit scoring performances including scoring a team-high 21 points against UMBC. It was the eighth 20-point game of her career
- Went 3-of-3 from three-point range in the fourth quarter against Minnesota, tallying 17 points total (11/26)
- Scored 15 points to lead the team in the win against ECU, giving her an average of 16.0 point per game in the two games of the Cavalier Classic (11/27)

## CAREER STATISTICS

BRUNELLE, Sam

SEASON	TEAM	GP-GS	MIN/AVG	Field Goals		3-Point		F-Throws		Rebounds				Scoring						
				FG-FGA	FG%	3FG-3FGA	3FG%	FT-FTA	FT%	OFF	DEF	TOT	AVG	PF-FO	A	TO	BLK	STL	PTS	AVG
2019-20	ND	31-31	1050/33.9	162-408	.397	58-184	.315	50-67	.746	38	142	180	5.8	65-1	51	92	30	26	432	13.9
2020-21	ND	17-0	388/22.8	61-126	.484	23-60	.383	3-4	.750	12	52	64	3.8	43-2	27	36	8	6	148	8.7
2021-22	ND	32-0	528/16.5	90-200	.450	28-91	.308	9-14	.643	14	65	79	2.5	41-0	37	34	20	15	217	6.8
2022-23	UVa	21-21	563/26.8	83-180	.461	34-85	.400	31-34	.912	31	53	84	4.0	47-1	39	30	15	9	231	11.0
2023-24	UVa	22-13	440/20.0	52-137	.380	34-93	.366	13-16	.813	17	55	72	3.3	30-0	15	21	18	11	151	6.9
<b>TOTAL FOR UVa</b>	<b>43-34</b>	<b>1003/23.3</b>	<b>135-317</b>	<b>.426</b>	<b>68-178</b>	<b>.382</b>	<b>44-50</b>	<b>.880</b>	<b>48</b>	<b>108</b>	<b>156</b>	<b>3.6</b>	<b>77-1</b>	<b>54</b>	<b>51</b>	<b>33</b>	<b>20</b>	<b>382</b>	<b>8.9</b>	
<b>TOTAL</b>	<b>123-65</b>	<b>2969/24.1</b>	<b>448-1051</b>	<b>.426</b>	<b>177-513</b>	<b>.345</b>	<b>106-135</b>	<b>.785</b>	<b>112</b>	<b>367</b>	<b>479</b>	<b>3.9</b>	<b>226-4</b>	<b>169</b>	<b>213</b>	<b>91</b>	<b>67</b>	<b>1179</b>	<b>9.6</b>	

## Single Game Highs

Statistic	Value	
Points	31	vs DePaul 12/11/19
Rebounds	13	vs Toledo 11/20/19
Assists	5	at Louisville 02/07/21, at Syracuse 01/31/21, vs Virginia Tech 01/29/23
Steals	4	at Boston College 02/13/20, at Wake Forest 01/13/22
Blocks	5	vs Florida St. 01/19/23
FG Made	13	vs DePaul 12/11/19
FG Attempts	20	at Duke 01/16/20
3FG Made	7	at Florida St. 03/01/20
3FG Attempts	12	at Virginia 01/26/20
FT Made	7	at Duke 12/21/22
FT Attempts	10	vs Toledo 11/20/19

## 2023-24 GAME-BY-GAME STATISTICS

### #33 BRUNELLE, Sam

Opponent	Date	GS	MIN	Total		3-Pointers		Free throws		Rebounds				PF A TO BLK STL PTS AVG							
				FG-FGA	PCT	3FG-3FGA	PCT	FT-FTA	PCT	OFF	DEF	TOT	AVG	PF	A	TO	BLK	STL	PTS	AVG	
William & Mary	11/15/2023		13:22	4-6	.667	2-4	.500	2-3	.667	1	3	4	4.0	1	0	1	0	0	12	12.0	
Oklahoma	11/19/2023		23:02	3-9	.333	0-2	.000	0-0	.000	3	3	6	5.0	1	2	1	0	0	6	9.0	
vs Tulane	11/24/2023		19:35	4-7	.571	4-5	.800	0-0	.000	0	4	4	4.7	1	1	2	1	1	12	10.0	
vs LSU	11/25/2023	*	31:57	5-11	.455	5-11	.455	0-0	.000	0	3	3	4.3	4	0	0	3	0	15	11.3	
Missouri	11/30/2023	*	11:32	1-5	.200	1-4	.250	0-0	.000	0	1	1	3.6	0	0	0	1	0	3	9.6	
at La Salle	12/03/2023	*	22:23	4-11	.364	2-6	.333	0-0	.000	2	1	3	3.5	0	0	0	0	0	10	9.7	
Rider	12/06/2023	*	23:07	2-11	.182	2-8	.250	1-2	.500	3	1	4	3.6	2	1	0	0	1	7	9.3	
Wofford	12/16/2023	*	11:29	0-1	.000	0-0	.000	0-0	.000	1	2	3	3.5	0	0	1	1	3	0	8.1	
Fordham	12/21/2023	*	15:24	1-3	.333	1-3	.333	0-0	.000	0	3	3	3.4	0	1	2	0	0	3	7.6	
NC State	12/31/2023		22:24	1-7	.143	0-6	.000	4-5	.800	1	1	2	3.3	2	0	0	2	0	6	7.4	
at Georgia Tech	01/04/2024		14:15	0-3	.000	0-2	.000	0-0	.000	0	1	1	3.1	1	0	1	0	0	0	6.7	
Duke	01/07/2024		24:46	2-3	.667	1-1	1.000	3-3	1.000	0	4	4	3.2	3	0	1	3	0	8	6.8	
at NC State	01/11/2024	*	18:45	1-5	.200	0-2	.000	0-0	.000	2	2	4	3.2	4	0	5	0	0	2	6.5	
at North Carolina	01/14/2024	*	13:52	1-5	.200	1-4	.250	0-0	.000	0	1	1	3.1	2	0	1	0	1	3	6.2	
Notre Dame	01/18/2024		15:09	0-2	.000	0-2	.000	0-0	.000	0	0	0	2.9	1	0	1	0	0	0	5.8	
at Florida St.	01/21/2024		03:57	0-1	.000	0-0	.000	0-0	.000	0	1	1	2.8	1	0	0	0	0	0	5.4	
Pittsburgh	01/25/2024		07:16	1-3	.333	1-2	.500	0-0	.000	0	0	0	2.6	1	0	0	0	0	3	5.3	
North Carolina	01/28/2024	*	30:18	5-9	.556	4-5	.800	0-0	.000	1	6	7	2.8	2	2	1	0	2	14	5.8	
at Virginia Tech	02/01/2024	*	20:57	0-5	.000	0-5	.000	0-0	.000	0	4	4	2.9	0	0	0	0	1	0	5.5	
Clemson	02/04/2024	*	37:24	9-15	.600	6-11	.545	0-0	.000	1	2	3	2.9	1	4	1	4	1	24	6.4	
at Boston College	02/08/2024	*	24:06	3-6	.500	2-5	.400	2-2	1.000	2	6	8	3.1	3	3	2	1	0	10	6.6	
at Wake Forest	02/11/2024	*	34:55	5-9	.556	2-5	.400	1-1	1.000	0	6	6	3.3	0	1	1	2	1	13	6.9	
<b>Totals</b>			<b>13</b>	<b>439:55</b>	<b>52-137</b>	<b>.380</b>	<b>34-93</b>	<b>.366</b>	<b>13-16</b>	<b>.813</b>	<b>17</b>	<b>55</b>	<b>72</b>	<b>3.3</b>	<b>30</b>	<b>15</b>	<b>21</b>	<b>18</b>	<b>11</b>	<b>151</b>	<b>6.9</b>

## Player Averages

Games Played	Minutes/game	Points/game	FG Pct	3FG Pct	FT Pct	Rebounds/game	Assists/game	Turnovers/game	Assist/Turnover ratio	Steals/game	Blocks/game
22	20.0	6.9	38.0	36.6	81.3	3.3	0.7	1.0	0.7	0.5	0.8



# 34 London Clarkson

Graduate Student • Forward • 6-2

Pflugerville, Texas • Pflugerville HS • Florida State

## 2023-24

- Recorded a career-high four blocked shots at Georgia Tech (1/4)
- Tied for a career-high three assists at La Salle (12/3)
- Scored a season-high 17 points in 87-81 overtime win over Missouri (11/30)

## 2022-23

- All-ACC Academic Team
- Presented the "Teammate of the Year" award for women's basketball at the 2023 Hoos Choice Awards
- Appeared in 29 games with two starts
- Averaged 6.9 points and 3.6 rebounds per game
- Recorded 21 blocked shots and 16 steals
- Scored a career-high 18 points against Boston College (1/15), going 14-of-14 from the free throw line. She set the program's single-game record for free throw efficiency, eclipsing the Ariana Moorer's 2012 record of 13-of-13
- Back-to-back 15-point games at Syracuse (1/6) and at home against Virginia Tech (1/5)
- Came off the bench to score a career-high 23 points at North Carolina (2/2)
- Made her first start of the season at Pittsburgh, grabbing a career-high 10 rebounds (2/5)

## CAREER STATISTICS

### CLARKSON, London

SEASON	TEAM	GP-GS	MIN/AVG	Field Goals		3-Point		F-Throws		Rebounds				Scoring						
				FG-FGA	FG%	3FG-3FGA	3FG%	FT-FTA	FT%	OFF	DEF	TOT	AVG	PF-FO	A	TO	BLK	STL	PTS	AVG
2019-20	FSU	25-0	187/7.5	7-16	.438	0-0	.000	16-23	.696	15	21	36	1.4	22-0	9	9	3	3	30	1.2
2021-22	UVa	27-20	643/23.8	50-108	.463	0-2	.000	41-73	.562	39	65	104	3.9	93-8	24	68	15	24	141	5.2
2022-23	UVa	29-2	568/19.6	75-131	.573	0-1	.000	50-75	.667	49	55	104	3.6	80-3	19	53	21	16	200	6.9
2023-24	UVa	20-14	443/22.2	44-94	.468	0-0	.000	52-73	.712	38	49	87	4.4	65-2	14	25	14	17	140	7.0
<b>TOTAL FOR UVa</b>		<b>76-36</b>	<b>1655/21.8</b>	<b>169-333</b>	<b>.508</b>	<b>0-3</b>	<b>.000</b>	<b>143-221</b>	<b>.647</b>	<b>126</b>	<b>169</b>	<b>295</b>	<b>3.9</b>	<b>238-13</b>	<b>57</b>	<b>146</b>	<b>50</b>	<b>57</b>	<b>481</b>	<b>6.3</b>
<b>TOTAL</b>		<b>101-36</b>	<b>1842/18.2</b>	<b>176-349</b>	<b>.504</b>	<b>0-3</b>	<b>.000</b>	<b>159-244</b>	<b>.652</b>	<b>141</b>	<b>190</b>	<b>331</b>	<b>3.3</b>	<b>260-13</b>	<b>66</b>	<b>155</b>	<b>53</b>	<b>60</b>	<b>511</b>	<b>5.1</b>

### Single Game Highs

Statistic	Value	
Points	23	at North Carolina 02/02/23
Rebounds	10	at Pittsburgh 02/05/23
Assists	3	4 times
Steals	4	vs Pittsburgh 02/20/22
Blocks	4	at Georgia Tech 01/04/24
FG Made	8	at North Carolina 02/02/23
FG Attempts	15	vs Virginia Tech 01/29/23
3FG Attempts	1	vs Virginia Tech 01/27/22, vs American 12/07/21, at Pittsburgh 02/05/23
FT Made	14	vs Boston College 01/15/23
FT Attempts	14	vs Boston College 01/15/23

## 2023-24 GAME-BY-GAME STATISTICS

### #34 CLARKSON, London

Opponent	Date	GS	MIN	Total		3-Pointers		Free throws		Rebounds				PF	A	TO	BLK	STL	PTS	AVG	
				FG-FGA	PCT	3FG-3FGA	PCT	FT-FTA	PCT	OFF	DEF	TOT	AVG								
Campbell	11/12/2023	*	28:43	3-7	.429	0-0	.000	6-6	1.000	1	2	3	3.0	2	2	1	0	2	12	12.0	
William & Mary	11/15/2023	*	19:45	2-4	.500	0-0	.000	2-2	1.000	1	3	4	3.5	4	0	1	2	1	6	9.0	
Oklahoma	11/19/2023	*	19:34	4-8	.500	0-0	.000	5-6	.833	4	0	4	3.7	4	0	1	0	3	13	10.3	
vs Tulane	11/24/2023	*	15:46	0-4	.000	0-0	.000	1-2	.500	3	1	4	3.8	1	1	0	1	3	1	8.0	
vs LSU	11/25/2023		19:05	1-2	.500	0-0	.000	2-2	1.000	3	0	3	3.6	4	1	1	0	0	4	7.2	
Missouri	11/30/2023		31:36	5-6	.833	0-0	.000	7-8	.875	4	3	7	4.2	2	1	0	0	1	17	8.8	
at La Salle	12/03/2023		19:46	4-6	.667	0-0	.000	3-4	.750	4	3	7	4.6	4	3	2	0	1	11	9.1	
Wofford	12/16/2023	*	32:45	2-4	.500	0-0	.000	3-4	.750	4	5	9	5.1	2	1	1	1	0	7	8.9	
Fordham	12/21/2023		26:02	3-4	.750	0-0	.000	3-4	.750	1	1	2	4.8	1	0	1	2	1	9	8.9	
NC State	12/31/2023	*	15:46	1-4	.250	0-0	.000	1-2	.500	0	1	1	4.4	4	0	1	1	0	3	8.3	
at Georgia Tech	01/04/2024	*	24:17	4-5	.800	0-0	.000	3-7	.429	2	4	6	4.5	5	0	2	4	2	11	8.5	
Duke	01/07/2024	*	17:50	0-3	.000	0-0	.000	3-4	.750	3	1	4	4.5	4	0	1	0	0	3	8.1	
at NC State	01/11/2024		09:05	0-2	.000	0-0	.000	0-0	.000	1	2	3	4.4	2	0	1	0	0	0	7.5	
at North Carolina	01/14/2024		31:33	4-7	.571	0-0	.000	2-4	.500	1	6	7	4.6	4	0	0	0	1	10	7.6	
Notre Dame	01/18/2024	*	18:03	2-4	.500	0-0	.000	1-2	.500	2	3	5	4.6	5	0	4	1	0	5	7.5	
at Florida St.	01/21/2024	*	28:11	4-9	.444	0-0	.000	2-5	.400	3	3	6	4.7	4	3	2	1	2	10	7.6	
Pittsburgh	01/25/2024	*	29:21	0-4	.000	0-0	.000	3-4	.750	1	6	7	4.8	3	2	2	1	0	3	7.4	
North Carolina	01/28/2024	*	21:50	3-5	.600	0-0	.000	4-5	.800	0	2	2	4.7	4	0	3	0	0	10	7.5	
at Virginia Tech	02/01/2024	*	20:01	1-2	.500	0-0	.000	1-2	.500	0	1	1	4.5	3	0	1	0	0	3	7.3	
Clemson	02/04/2024	*	14:30	1-4	.250	0-0	.000	0-0	.000	0	2	2	4.4	3	0	0	0	0	2	7.0	
<b>Totals</b>			<b>14</b>	<b>443:29</b>	<b>44-94</b>	<b>.468</b>	<b>0-0</b>	<b>.000</b>	<b>52-73</b>	<b>.712</b>	<b>38</b>	<b>49</b>	<b>87</b>	<b>4.4</b>	<b>65</b>	<b>14</b>	<b>25</b>	<b>14</b>	<b>17</b>	<b>140</b>	<b>7.0</b>

### Player Averages

Games Played	Minutes/game	Points/game	FG Pct	3FG Pct	FT Pct	Rebounds/game	Assists/game	Turnovers/game	Assist/Turnover ratio	Steals/game	Blocks/game
20	22.2	7.0	46.8	0.0	71.2	4.4	0.7	1.3	0.6	0.9	0.7



# 41 Taylor Lauterbach

Graduate Student • Center • 6-7

Appleton, Wisc • Appleton West HS • K-State

## 2023-24

- Made one 3-pointer and recorded four rebounds and three blocks against No. 3 NC State (12/31)

## 2020-23 AT K-STATE

- Played in 2022 Red Bull USA Basketball 3X Nationals
- Two-time Big 12 Commissioner's Honor Roll
- 2022 and 2023 Academic All-Big 12 First Team
- Appeared in 75 games with five starts her junior seasons

## BACKGROUND

- 2020 and 13th among post players
- Ranked as the 13th center in the nation by ESPNW Hoopgurlz for the Class of 2020
- 2020 McDonald's All-American Game nominee
- 2020 Wisconsin Basketball Coaches Association (WBCA) D1 All-State Honorable Mention
- 2020 All-Fox Valley Association First Team after twice being named to the second team

## CAREER STATISTICS

### LAUTERBACH, Taylor

SEASON	TEAM	GP-GS		MIN/AVG		Field Goals		3-Point		F-Throws		Rebounds				Scoring									
		GP	GS	MIN	AVG	FG-FGA	FG%	3FG-3FGA	3FG%	FT-FTA	FT%	OFF	DEF	TOT	AVG	PF-FO	A	TO	BLK	STL	PTS	AVG			
2020-21	KState	24	0	222	9.2	19	44	.432	1	6	.167	7	20	21	40	61	2.5	25	0	7	18	17	0	46	1.9
2021-22	KState	31	0	244	7.9	17	55	.309	0	4	.000	10	12	10	42	52	1.7	32	0	3	15	13	2	44	1.4
2022-23	KState	20	5	144	7.2	9	29	.310	1	1	1.000	6	6	8	25	33	1.7	28	0	3	11	12	3	25	1.3
2023-24	UVa	17	0	114	6.7	5	22	.227	2	7	.286	7	10	10	24	34	2.0	20	0	2	11	7	2	19	1.1
<b>TOTAL FOR UVa</b>		<b>17</b>	<b>0</b>	<b>114</b>	<b>6.7</b>	<b>5</b>	<b>22</b>	<b>.227</b>	<b>2</b>	<b>7</b>	<b>.286</b>	<b>7</b>	<b>10</b>	<b>10</b>	<b>24</b>	<b>34</b>	<b>2.0</b>	<b>20</b>	<b>0</b>	<b>2</b>	<b>11</b>	<b>7</b>	<b>2</b>	<b>19</b>	<b>1.1</b>
<b>TOTAL</b>		<b>92</b>	<b>5</b>	<b>724</b>	<b>7.9</b>	<b>50</b>	<b>150</b>	<b>.333</b>	<b>4</b>	<b>18</b>	<b>.222</b>	<b>30</b>	<b>48</b>	<b>49</b>	<b>131</b>	<b>180</b>	<b>2.0</b>	<b>105</b>	<b>0</b>	<b>15</b>	<b>55</b>	<b>49</b>	<b>7</b>	<b>134</b>	<b>1.5</b>

### Single Game Highs

Statistic	Value	
Points	10	vs Western Ky. 11/14/21
Rebounds	16	vs Idaho St. 12/08/20
Assists	3	vs Idaho St. 12/08/20
Steals	2	vs Rider 12/06/23
Blocks	6	at Central Ark. 12/05/20
FG Made	4	vs Western Ky. 11/14/21
FG Attempts	9	vs Idaho St. 12/08/20
3FG Made	1	4 times
3FG Attempts	3	vs NC State 12/31/23
FT Made	3	at Central Ark. 12/05/20
FT Attempts	8	at Central Ark. 12/05/20

## 2023-24 GAME-BY-GAME STATISTICS

### #41 LAUTERBACH, Taylor

Opponent	Date	GS	MIN	Total		3-Pointers		Free throws		Rebounds				PF			PTS		AVG		
				FG-FGA	PCT	3FG-3FGA	PCT	FT-FTA	PCT	OFF	DEF	TOT	AVG	A	TO	BLK	STL	PTS			
UMES	11/08/2023		09:33	0-0	.000	0-0	.000	1-2	.500	1	3	4	4.0	1	0	3	0	0	1	1.0	
Campbell	11/12/2023		06:09	0-0	.000	0-0	.000	0-0	.000	0	1	1	2.5	3	0	1	0	0	0	0.5	
William & Mary	11/15/2023		08:53	1-3	.333	0-1	.000	0-0	.000	1	4	5	3.3	1	0	1	1	0	2	1.0	
vs Tulane	11/24/2023		04:08	0-2	.000	0-0	.000	0-0	.000	0	2	2	3.0	1	0	0	0	0	0	0.8	
at La Salle	12/03/2023		09:10	0-1	.000	0-0	.000	2-2	1.000	0	2	2	2.8	1	1	0	2	0	2	1.0	
Rider	12/06/2023		07:21	1-1	1.000	0-0	.000	0-0	.000	1	1	2	2.7	2	0	1	0	2	2	1.2	
Wofford	12/16/2023		07:51	0-2	.000	0-2	.000	0-0	.000	2	1	3	2.7	1	0	1	0	0	0	1.0	
NC State	12/31/2023		10:48	1-5	.200	1-3	.333	0-0	.000	0	4	4	2.9	2	0	0	3	0	3	1.3	
Duke	01/07/2024		04:29	0-1	.000	0-0	.000	0-0	.000	1	0	1	2.7	2	0	0	0	0	0	1.1	
at NC State	01/11/2024		13:45	0-3	.000	0-0	.000	0-0	.000	1	1	2	2.6	0	0	0	0	0	0	1.0	
at North Carolina	01/14/2024		03:32	1-1	1.000	0-0	.000	1-2	.500	0	0	0	2.4	0	0	0	0	0	0	1.2	
Notre Dame	01/18/2024		10:00	1-2	.500	1-1	1.000	2-2	1.000	0	2	2	2.3	3	0	3	1	0	5	1.5	
at Florida St.	01/21/2024		04:38	0-0	.000	0-0	.000	0-0	.000	0	1	1	2.2	0	0	0	0	0	0	1.4	
Pittsburgh	01/25/2024		05:48	0-0	.000	0-0	.000	0-0	.000	1	1	2	2.2	3	1	1	0	0	0	1.3	
North Carolina	01/28/2024		05:05	0-1	.000	0-0	.000	1-2	.500	2	1	3	2.3	0	0	0	0	0	1	1.3	
at Virginia Tech	02/01/2024		02:49	0-0	.000	0-0	.000	0-0	.000	0	0	0	2.1	0	0	0	0	0	0	1.2	
at Boston College	02/08/2024		00:02	0-0	.000	0-0	.000	0-0	.000	0	0	0	2.0	0	0	0	0	0	0	1.1	
<b>Totals</b>			<b>0</b>	<b>113:59</b>	<b>5-22</b>	<b>.227</b>	<b>2-7</b>	<b>.286</b>	<b>7-10</b>	<b>.700</b>	<b>10</b>	<b>24</b>	<b>34</b>	<b>2.0</b>	<b>20</b>	<b>2</b>	<b>11</b>	<b>7</b>	<b>2</b>	<b>19</b>	<b>1.1</b>

### Player Averages

Games Played	Minutes/game	Points/game	FG Pct	3FG Pct	FT Pct	Rebounds/game	Assists/game	Turnovers/game	Assist/Turnover ratio	Steals/game	Blocks/game
17	6.7	1.1	22.7	28.6	70.0	2.0	0.1	0.6	0.2	0.1	0.4



# 2023-24 BROADCAST SHEET




**#0 OLIVIA MCGHEE**  
6-2 Guard  
Mineral, Va.



**#1 PARIS CLARK**  
5-8 Guard  
The Bronx, N.Y.



**#4 JILLIAN BROWN**  
5-10 Guard  
Grand Rapids, Mich.



**#5 YONTA VAUGHN**  
5-8 Guard  
District Heights, Md.



**#10 MIR MCLEAN**  
5-11 Guard/Forward  
Baltimore, Md.




**#12 EDESSA NOYAN**  
6-3 Forward  
Södertälje, Sweden



**#14 KAYDAN LAWSON**  
6-0 Guard  
Cleveland, Ohio



**#20 CAMRYN TAYLOR**  
6-2 Forward  
Peoria, Ill.



**#21 KYMORA JOHNSON**  
5-7 Guard  
Charlottesville, Va.



**#23 ALEXIA SMITH**  
5-8 Guard  
Columbus, Ohio



**#32 CADY PAULEY**  
5-11 Guard  
Milan, Mo.



**#33 SAM BRUNELLE**  
6-2 Forward  
Ruckersville, Va.



**#34 LONDON CLARKSON**  
6-2 Forward  
Pflugerville, Texas



**#41 TAYLOR LAUTERBACH**  
6-7 Center  
Appleton, Wisc.



**Amaka Agugua-Hamilton**  
Head Coach  
2nd Season




**CJ Jones**  
Assistant Coach  
2nd Season



**Tori Jankoska**  
Assistant Coach  
2nd Season



**Alysiah Bond**  
Assistant Coach  
2nd Season



**Janko Popovic**  
Assistant Coach  
2nd Season