



# VIRGINIA<sup>TM</sup>

**VIRGINIA ATHLETICS MEDIA RELATIONS**  
 295 Massie Road, Room 154  
 Charlottesville, VA 22904  
**Men's Basketball Contact:** Erich Bacher  
**O:** (434) 982-5530 **C:** (720) 318-5538  
**E-mail:** bacher@virginia.edu  
**Web:** VirginiaSports.com  
**Twitter:** @UVMensHoops, @ErichJBacher

25 NCAA TOURNAMENT APPEARANCES · 2019 NCAA CHAMPIONS · 3 NCAA FINAL FOURS · 11 ALL-AMERICANS · 27 ALL-ACC FIRST TEAM SELECTIONS

**Date / Time:** Tuesday, March 19, 2024 / 9:10 p.m. ET  
**Site:** Dayton, Ohio / UD Arena (13,409)  
**truTV:** Spero Dedes, Jim Spanarkel & Jon Rothstein  
**Online:** ncaa.com/marchmadnesslive  
**Virginia Sports Radio Network:** John Freeman & Jimmy Miller  
**Westwood One/NCAA Radio:** Nick Gatter & Jim Boehm; Sirius XM (84), ncaa.com/marchmadnesslive.com & WestwoodOneSports.com/dayton  
**Live Stats/Twitter:** VirginiaSports.com, @UVMen-sHoops  
**Virginia All-Time vs. Colorado State:** First Meeting  
**Charlottesville:** 0-0; **Fort Collins:** 0-0; Neutral: 0-0  
**First Meeting:** March 19, 2024  
**Last Meeting:** N/A  
**Winning Streak:** N/A  
**Virginia vs. Mountain West Conference:** 7-3



## NO. 10 SEED VIRGINIA (23-10)

Head Coach: Tony Bennett (Green Bay, 1992)  
 Virginia: 364-135 (15th season), Career: 433-168 (18th season)



## NO. 10 SEED COLORADO STATE (24-10)

Head Coach: Niko Medved (Minnesota, 1997)  
 Colorado State: 116-74 (6th season), Career: 195-161 (11th season)

### FOR OPENERS

- No. 10 seed Virginia (23-10) will play No. 10 seed Colorado State (24-10) in an NCAA Tournament First Four game on Tuesday, March 19. Tipoff at UD Arena in Dayton, Ohio, is set for 9:10 p.m. on truTV.
- UVA and Colorado State each earned at-large bids into the NCAA Tournament.
- Virginia earned its school-record 13th straight NCAA tournament bid and second No. 10 seed in school history.
- UVA has 23 or more wins for the 10th time under four-time ACC Coach of the Year Tony Bennett.
- Virginia is 8-8 away from John Paul Jones Arena, including a 3-2 record on neutral courts.
- Bennett will coach in his 500th career game at Virginia.

### UVA ALL-TIME IN THE NCAA TOURNAMENT

- The Cavaliers are 35-24 all-time in the NCAA Tournament.
- UVA is making its ninth NCAA Tournament appearance under Tony Bennett and 26th overall.
- UVA is 0-1 as a No. 10 seed in the NCAA Tournament, dropping a first round contest to No. 7 seed Florida, 71-45, in Omaha, Neb.
- UVA won the NCAA championship in 2019 and also made Final Four appearances in 1981 and 1984, respectively.
- Virginia head coach Tony Bennett is 16-10 in 11 NCAA tournaments, including a 13-8 record in nine NCAA berths at UVA.

### LAST TIME IN THE NCAA TOURNAMENT

- No. 4 seed Virginia suffered a 68-67 upset loss to No. 13 seed Furman in the first round of the NCAA Tournament on March 16, 2023, in Orlando, Fla.
- JP Pegues drilled a deep 3-pointer off a UVA turnover with two seconds remaining to give the Paladins the victory.
- Jalen Slawson had a game-high 19 points and 10 rebounds to lead Furman, which made 10 of 28 3-pointers.
- Kadin Shedrick tallied 15 points, 13 rebounds and four blocks for Virginia (25-8), which made two of 12 3-pointers.
- Reece Beekman added 14 points, five rebounds and five assists for the Cavaliers, who outrebounded the Paladins 39-31.

### A WIN VS. COLORADO WOULD GIVE:

- UVA 24 or more wins for the seventh time under Tony Bennett.
- UVA a 36-24 all-time record in the NCAA Tournament.
- UVA its first win in the NCAA First Four.
- UVA a 1-1 record as a No. 10 seed in the NCAA Tournament.
- UVA a 1-0 record against Colorado State and 8-3 mark against current Mountain West members.
- Tony Bennett a 17-10 record in the NCAA Tournament.
- UVA a 4-2 mark on neutral courts in 2022-23.
- UVA a 9-8 mark away from home.

### HOOW ARE THESE CAVALIERS?

- We play defense, take quality shots, pass the basketball, limit turnovers and transition points, rebound and play more defense.
- UVA returns one starter - Reece Beekman (14.3 ppg, 6.3 apg, 3.7 rpg & 2.1 spg) - from last season's ACC regular-season champion and NCAA tournament team that finished 25-8.
- Beekman recorded three steals at Duke to pass Othell Wilson (222 steals from 1981-84) for first all-time at UVA.
- Ryan Dunn (8.2 ppg) leads UVA in rebounding (7.0 rpg), blocked shots (2.3 bpg) and double-doubles (5).
- Isaac McKneely (12.5 ppg) leads the team in 3-pointers (79) and 3-point percentage (44.9%).
- McKneely averaged 6.7 points and shot a team-best 39.2 percent from 3-point range last year, while Dunn tallied 2.6 points and 2.9 rebounds in 12.9 minutes per game.
- Jordan Minor (4.2 ppg, 3.2 rpg), Jake Groves (7.5 ppg, 46.7% 3FG), Andrew Rohde (4.4 ppg & 2.8 apg), Blake Buchanan (3.4 ppg, 3.2 rpg), Dante Harris (2.5 ppg), Taine Murray (3.4 ppg, 46.2% 3FG), Leon Bond III (4.3 ppg, 3.0 rpg) and Elijah Gertrude (3.5 ppg), are main contributors.
- Harris missed 10 games with an ankle injury, and Gertrude had his redshirt lifted against Texas A&M.
- UVA is averaging 63.6 points and shooting 43.4 percent from the field, 36.3 percent from 3-point range and 63.7 percent from the free throw line.

### HOOS IN THE NATIONAL RANKINGS

- UVA ranks second nationally in turnovers per game (8.2), third in scoring defense (59.5 ppg) and assist/turnover ratio (1.86), seventh in fouls per game (13.5), 12th in turnover margin (3.8), 14th in field goal percentage defense (40.2), 18th in blocks per game (5.1) and 25th in 3-point field goal percentage defense (30.4).

### ACC TOURNAMENT RECAP

- No. 3 seed Virginia advanced to the ACC Tournament quarterfinals for the eighth time in the last 10 seasons.
- UVA defeated No. 11 seed Boston College 66-60 in overtime before losing 73-65 to No. 10 seed NC State in the semifinals.
- Reece Beekman posted double-doubles vs. Boston College (11 points and 11 assists) and NC State (17 points and 12 rebounds) en route to ACC All-Tournament first-team honors.

### ALL-TIME VS. COLORADO STATE AND THE MOUNTAIN WEST

- Virginia meets Colorado State for the first time.
- UVA is 7-3 all-time vs. the Mountain West and meets its first MWC foe since defeating UNLV 75-65 on Feb. 12, 1995 at University Hall.
- UVA is 1-1 vs. the Mountain West in the NCAA Tournament, defeating New Mexico (57-54) in 1994 and losing to Wyoming (64-60) in 1987.

### 2023-24 SCHEDULE/RESULTS - 23-10, 13-7 ACC

Date	Opponent	TV	Time/Result
Nov. 6	[RV] Tarleton State	ACCNX	W, 80-50
Nov. 10	[RV] vs. Florida (RV) #	ACCN	W, 73-70
Nov. 14	[RV] N.C. A&T	ACCNX	W, 80-51
Nov. 16	[RV] Texas Southern	ACCN	W, 62-33
Nov. 20	[24] vs. Wisconsin \$	FS1	L, 65-41
Nov. 22	[24] vs. West Virginia \$	FS1	W, 56-54
Nov. 29	[RV] Texas A&M (14) %	ESPN2	W, 59-47
Dec. 2	[RV] Syracuse *	ESPN2	W, 84-62
Dec. 5	[RV] NCCU	ACCNX	W, 77-47
Dec. 16	[22] Northeastern	ACCN	W, 56-54
Dec. 19	[22] at Memphis (23)	ESPN2	L, 77-54
Dec. 27	[RV] Morgan State	ACCN	W, 77-44
Dec. 30	[RV] at Notre Dame *	ACCN	L, 76-54
Jan. 3	Louisville *	ESPN2	W, 77-53
Jan. 6	at NC State *	ACCN	L, 76-60
Jan. 13	at Wake Forest (RV) *	ESPN2	L, 66-47
Jan. 17	Virginia Tech *	ESPNU	W, 65-57
Jan. 20	at Georgia Tech *	ACCN	W, 75-66
Jan. 24	NC State (RV) *	ACCN	W, 59-53 OT
Jan. 27	at Louisville *	The CW	W, 69-52
Jan. 31	[RV] Notre Dame *	ESPN2	W, 65-53
Feb. 3	[RV] at Clemson *	ESPN	W, 66-65
Feb. 5	[RV] Miami *	ESPN	W, 60-38
Feb. 10	[RV] at Florida State *	The CW	W, 80-76
Feb. 13	[21] Pittsburgh *	ACCN	L, 74-63
Feb. 17	[21] Wake Forest *	ESPN2	W, 49-47
Feb. 19	[RV] at Virginia Tech *	ESPN	L, 75-41
Feb. 24	[RV] UNC (10) *	ESPN	L, 54-44
Feb. 28	at Boston College *	ESPNU	W, 72-68
Mar. 2	at Duke (10) *	ESPN	L, 73-48
Mar. 9	Georgia Tech *	ACCN	W, 72-57
Mar. 14	vs. (11) Boston College	ESPN	W, 66-60 OT
Mar. 15	vs. (10) NC State	ESPN2	L, 73-65 OT
Mar. 19	vs. (10) Colo. State &	truTV	9:10 p.m.

### Home games in Bold

All times Eastern  
 # - Hall of Fame Series, Charlotte, N.C.  
 \$ - Fort Myers Tip-Off, Fort Myers, Fla.  
 % - ACC-SEC Challenge  
 \* - ACC Game, \*\* - ACC Tournament  
 & - NCAA First Four, Dayton, Ohio

### PRONUNCIATION GUIDE

Andrew Rohde Roadie

### VIRGINIA'S STARTING LINEUP VS. NC STATE (3/15/24)

Pos.	No.	Player (Hometown)	Yr.	Ht.	Wt.	PPG	RPG	NOTES
G	2	Reece Beekman (Milwaukee, Wis.)	Sr.	6-3	194	14.3	6.3(a)	1,180 PTS; 425 REB, 632 AST, 228 STL; 5 20-PT games
G	11	Isaac McKneely (Poca, W.Va.)	So.	6-4	188	12.5	3.0	5 20 PT games; 4+ 3FG in 9 games; 23 PTS vs. NCST (3/15)
G	10	Taine Murray (Auckland, N.Z.)	Jr.	6-5	208	3.4	1.2	8 PTS in 1st career start vs. NCST; 10+ PTS in 4 games; 13.2 mpg
G	13	Ryan Dunn (Freeport, N.Y.)	Fr.	6-8	216	8.2	7.0	119 stocks (43 steals + 76 blocks); 10+ REB in 9 games
F	22	Jordan Minor (Spokane, Mass.)	Gr.	6-8	242	4.2	3.2	UVA is 12-6 with Minor as starter; 9 REB vs. NCST (3/15)
<b>OFF THE BENCH</b>								
F	34	Jake Groves (Kingsne, Wash.)	Gr.	6-9	211	7.5	2.8	28 of 54 3's last 14 games; 10+ PTS in 11 games
F	0	Blake Buchanan (Coeur d'Alene, Idaho)	Fr.	6-11	225	3.4	3.2	18p, 7r, 10/16 FTs vs. UF; 6 PTS, 7 REB, 2 BLK vs. Wake Forest
G	1	Dante Harris (Washington, D.C.)	R-Jr.	6-0	171	2.5	2.1	4 PTS vs. BC; 6 PTS, 3 REB, 2 AST, 2 STL at VT; 14.5 mpg
G	4	Andrew Rohde (Milwaukee, Wis.)	So.	6-6	202	4.4	2.8(a)	8 PTS, 2 AST vs. BC (3/14); 10+ PTS in 3 games; DNP vs. GT

**VIRGINIA HEAD COACH TONY BENNETT**

- Dean and Markel Families Head Men's Basketball Coach Tony Bennett has a 364-135 mark in 15 seasons at UVA and 433-168 career mark in 18 seasons as a head coach.
- Bennett passed the late Terry Holland (326-173, 16 seasons) as UVA's winningest coach with the win over Syracuse (1/7/23) and recorded his 400th win at Wake Forest (1/21/23).
- Bennett has guided the Cavaliers to six ACC regular-season titles (2014, 2015, 2018, 2019, 2021, 2023), two ACC Tournament titles (2014 and 2018) and one NCAA national championship (2019).
- The three-time National (2007, 2015 and 2018) and four-time ACC Coach of the Year (2014, 2015, 2018 and 2019) guided UVA to its 11th consecutive postseason berth in 2022-23.
- In 2018-19, Bennett led the Cavaliers to their first NCAA national championship, a share of their ninth ACC regular-season title and a school-record 35 wins.
- Bennett is the third coach in ACC men's basketball history to lead his program to 12-straight winning conference seasons, joining Dean Smith (33) and Mike Krzyzewski (13).
- He has led UVA to outright ACC regular-season and tournament championships in the same season two times (2014 and 2018).
- Bennett is the fifth coach in ACC history to win at least three outright ACC regular-season titles (Frank McGuire, Dean Smith, Mike Krzyzewski and Roy Williams).
- UVA is 189-82 (.698) in ACC play (109-27 at home & 80-55 away), 207-40 (.838) at home and 175-53 (.768) in non-conference action (98-10 at JPY) under Bennett.
- Bennett ranks third all-time among ACC coaches in home winning percentage (Smith/UNC .838, Krzyzewski/Duke .805, Bennett/UVA .802, Williams/UNC .783).
- Bennett ranks fourth all-time in winning percentage (.698) among ACC head coaches with 100 or more ACC wins.

**BENNETT IN THE NCAA TOURNAMENT**

- Virginia head coach Tony Bennett is 16-10 all-time in 11 NCAA tournament appearances.
- Bennett owns a 13-8 record in nine appearances at UVA (2012, 2014, 2015, 2016, 2017, 2018, 2019, 2021, 2023), highlighted by the 6-0 mark en route to the 2019 NCAA title.
- He went 3-2 during two trips to the NCAA Tournament at Washington State and led the Cougars to the NCAA Sweet 16 in 2008.

**HOOS AMONG ACC LEADERS**

- UVA leads the ACC in scoring defense (59.5), field goal percentage defense (40.2%), 3-point field goal percentage defense (30.4%), blocked shots (5.1 bpg), turnover margin (3.8), assist/turnover ratio (1.86).
- Reece Beekman ranks first in the ACC in assists (6.3 apg) and assist/turnover ratio (2.98), third in steals (2.1 spg), 14th in field goal percentage (45.1%) and 15th in scoring (14.3 ppg).
- Ryan Dunn ranks first in blocked shots (2.3 bpg) and 12th in rebounding (7.0 rpg).
- Isaac McKneely ranks eighth in 3-pointers per game (2.47).

**UNEVEN ROAD**

- UVA is 8-8 away from home and 5-6 in true road games.
- Eight of Virginia's 10 losses have been away from home and seven losses have been by 16 or more points.
- Foes have averaged 72.6 points, shot 48 percent and +21.3 average margin of victory in UVA's eight losses away from home.
- UVA has averaged 51.3 points, while shooting 35.5 percent including 27.3 percent from 3-point range in the eight away losses.
- The Cavaliers have averaged 69.3 points, while shooting 45.4 percent including 39.4 percent from 3-point range in their eight wins away from home.
- UVA has limited its foes to 63.9 points per game, 40.1 percent shooting and 28.7 percent from 3-point range in its eight wins away from home.
- UVA has yielded a +9.2 rebound margin to its foes in the eight losses away from home (38-28.8).
- UVA has averaged 72.4 points and shot 44 from 3-point range during its five true road wins.

**CAVALIERS AGAINST THE NCAA TOURNAMENT FIELD**

- Virginia competed against seven teams which qualified for the 2024 NCAA Tournament, posting a 4-6 record.
- UVA went 1-0 vs. Clemson, 1-0 vs. Florida, 1-0 vs. Texas A&M, 1-2 vs. NC State, 0-1 vs. Duke, 0-1 vs. North Carolina and 0-1 vs. Wisconsin.

**NATIONAL DEFENSIVE POINTS PER GAME**

**RANKINGS UNDER TONY BENNETT**

Year	School	Pts/Gm	Rank
2006-07	Washington State	59.5	17th
2007-08	Washington State	56.4	3rd
2008-09	Washington State	55.4	1st
2009-10	Virginia	63.6	54th
2010-11	Virginia	62.4	36th
2011-12	Virginia	54.2	2nd
2012-13	Virginia	55.6	5th
2013-14	Virginia	55.7	1st
2014-15	Virginia	51.5	1st
2015-16	Virginia	60.1	2nd
2016-17	Virginia	56.4	1st
2017-18	Virginia	54.0	1st
2018-19	Virginia	56.1	1st
2019-20	Virginia	52.4	1st
2020-21	Virginia	60.5	6th
2021-22	Virginia	60.1	6th
2022-23	Virginia	60.5	6th
2023-24	Virginia	59.5	3rd

**NCAA TOURNAMENT EXPERIENCE**

- Reece Beekman, Ryan Dunn, Jake Groves, Isaac McKneely and Taine Murray have competed in the NCAA Tournament.
- Beekman will play in his third NCAA tournament (2021, 2023 and 2024), while Dunn, Groves and McKneely make their second NCAA postseason appearances.
- Beekman has averaged 10 points, 3.5 rebounds and 4.0 assists in two NCAA games.
- Groves tallied 23 points and nine rebounds in No. 14 seed Eastern Washington's 2021 NCAA Tournament first round loss to No. 3 seed Kansas.
- Dunn (4 points, 4 rebounds) played 17 minutes vs. Furman in 2023, while Murray played 11 minutes.

**LAST TIME OUT**

- NC State topped Virginia 73-65 in overtime in ACC semifinal action on Friday, March 15 at Capital One Arena in Washington, D.C.
- Michael O'Connell banked in a game-tying 3-pointer at the end of regulation and the Wolfpack outscored the Cavaliers 15-7 in the extra session to win its fourth straight game to advance to the ACC final.
- UVA led 57-52 with 70 seconds remaining in regulation, but went 1 of 5 from the charity stripe to set up O'Connell's heroics.
- Isaac McKneely scored 23 points and Reece Beekman added 17 points and career-high tying 11 assists for his sixth career double-double.
- D.J. Burns, Jr. led NC State with 19 points and O'Connell and reserve Ben Middlebrooks each added 12 points.

**OUR DEFENSE NEVER RESTS**

- UVA ranks third nationally in scoring defense (59.5 ppg), eighth in fouls per game (13.5), 13th in field goal percentage defense (40.2), 18th in blocks per game (5.1) and 23rd in 3-point field goal percentage defense (30.4).
- The Cavaliers have ranked sixth nationally in scoring defense in each of the past three seasons.
- UVA has held two foes (Texas Southern & Miami) to fewer than 40 points and six foes (Miami, Morgan State, NC Central, Texas A&M, Texas Southern and Wake Forest) to fewer than 50 points.
- UVA has held three opponents (Miami, Texas Southern and NC Central) to less than 30 percent field goal shooting.
- UVA is 12-0 when out-rebounding its opponents and has limited 29 of its 33 foes to less than 50 percent shooting.
- The Cavaliers have forced 25 shot clock violations and have averaged 27.6 shot clock violations since 2018-19.
- UVA has been out-rebounded in 18 contests and is 9-9 in those games.
- Bennett-coached teams have led the nation in scoring defense seven times and finished in the top-five nationally 11 times.

**STOCK UP**

- Virginia has totaled 401 stocks (233 steals + 167 blocks).
- UVA is averaging 12.2 stocks per game (7.1 STL + 5.2 BLK).
- Steals and blocks were first kept by UVA in 1976 and recognized by the NCAA in 1985-86.
- The school record for stocks in a season is 13.8 in 1998-99.
- The school record for blocks is 5.5 bpg in 1979-80, while the school record for steals is 8.8 spg in 1999-2000.
- UVA averaged 11.1 stocks per game last season (6.8 STL + 4.3 BLK).
- Ryan Dunn leads UVA with 119 stocks and ranks 15th nationally in blocks (2.3 bpg).
- Reece Beekman ranks 41st nationally in steals (2.1 spg).



**TONY BENNETT**

**EDUCATION**  
College: Green Bay, 1992

**COACHING EXPERIENCE**

1999-00	Wisconsin (staff volunteer)
2000-01	Wisconsin (assistant coach)
2003-04	Washington State (assistant coach)
2004-06	Washington State (associate head coach)
2006-09	Washington State (head coach)
2009-	Virginia (head coach)

**THE BENNETT RECORD**

Year	School	Record (Conf)	Postseason
2006-07	Washington St.	26-8 (13-5)	NCAA 2nd Round
2007-08	Washington St.	26-9 (11-7)	NCAA Sweet 16
2008-09	Washington St.	17-16 (8-10)	NIT 1st Round
2009-10	Virginia	15-16 (5-11)	
2010-11	Virginia	16-15 (7-9)	
2011-12	Virginia	22-10 (9-7)	NCAA 2nd Round
2012-13	Virginia	23-12 (11-7)	NIT Quarterfinals
2013-14	Virginia	30-7 (16-2)	NCAA Sweet 16
2014-15	Virginia	30-4 (16-2)	NCAA Third Round
2015-16	Virginia	29-8 (13-5)	NCAA Elite Eight
2016-17	Virginia	23-11 (11-7)	NCAA 2nd Round
2017-18	Virginia	31-3 (17-1)	NCAA 1st Round
2018-19	Virginia	35-3 (16-2)	NCAA Champions
2019-20	Virginia	23-7 (15-5)	N/A
2020-21	Virginia	18-7 (13-4)	NCAA First Round
2021-22	Virginia	21-14 (12-8)	NIT Quarterfinals
2022-23	Virginia	25-8 (15-5)	NCAA First Round
2023-24	Virginia	23-10 (13-7)	
<b>Total</b>	<b>18 seasons</b>	<b>433-168</b>	
<b>Virginia</b>	<b>15 seasons</b>	<b>364-135</b>	

**BENNETT VS. 2023-24 OPPONENTS**

Opponent	Career	Virginia
Boston College	15-6	15-6
Clemson	17-4	17-4
Duke	6-15	6-15
Florida	1-2	1-2
Florida State	12-11	12-11
Georgia Tech	19-2	19-2
Louisville	19-2	19-2
Memphis	1-1	1-1
Morgan State	4-0	4-0
Miami	13-6	13-6
North Carolina	14-12	14-11
NC A&T	2-0	1-0
NCCU	2-0	2-0
NC State	16-7	16-7
Northeastern	1-0	1-0
Notre Dame	14-3	13-3
Pitt	12-4	12-3
SMU	1-0	1-0
Syracuse	13-3	13-3
Tarleton State	1-0	1-0
Texas A&M	1-0	1-0
Texas Southern	1-0	1-0
Virginia Tech	19-10	19-10
Wake Forest	12-6	12-6
West Virginia	2-2	2-2
Wisconsin	3-2	3-2

**VIRGINIA IN THE POLLS**

Date	AP	Coaches	Date	AP	Coaches
Preseason	RV	RV	1/15/24	NR	NR
11/13/23	RV	RV	1/22/24	NR	NR
11/20/23	24	18	1/29/24	RV	RV
11/27/23	RV	RV	2/5/24	RV	RV
12/4/23	RV	23	2/12/24	21	23
12/11/23	22	21	2/19/24	RV	RV
12/18/23	22	20	2/26/24	NR	NR
12/25/23	RV	RV	3/4/24	NR	NR
1/1/24	NR	NR	3/11/24	NR	NR
1/8/24	NR	NR	3/18/24	NR	NR

**THERE'S NO PLACE LIKE HOME**

- UVA is 246-56 (.816), including a 15-2 mark in 2023-24, in 18 seasons at John Paul Jones Arena.
- Virginia's recent 23-game home win streak (Feb. 28, 2022-Feb. 5, 2024) was its second longest at John Paul Jones Arena.
- The Cavaliers finished 10-0 at home in ACC league play last season and is 17-2 in its last 19 league home games.
- UVA is 208-40 (.839) at JPJ under Bennett.
- UVA has an ACC-leading 96 wins in league home games over the past 11 seasons. Duke is second at 94.
- UVA has won 10+ home games for 15 straight seasons.

**UVA VS. RANKED OPPONENTS**

- UVA is 52-48 against ranked foes in the Tony Bennett era.
- UVA is 1-3 vs. ranked opponents in 2023-24, recording a win against then-No. 14 Texas A&M and losses to then-No. 23 Memphis, then-No. 10 North Carolina and then-No. 10 Duke.
- UVA's 11 ranked wins in 2018-19 marked a school record.
- UVA is 164-341 vs. ranked opponents since 1953-54.
- UVA is 1-31 all-time vs. No. 1-ranked opponents (86-73 win vs. No. 1 North Carolina on Jan. 30, 1986).

**SUPER 70s AND AWESOME 80s**

- Virginia is 168-11 all-time when scoring 70 or more points under Tony Bennett.
- UVA is 11-0 when scoring 70 or more points in 2023-24.
- Virginia is 46-1 all-time when scoring 80 or more points (4-0 in 2023-24) under Bennett with their lone loss a 93-81 setback at North Carolina in 2012-13.
- Bennett was 4-0 when scoring 80+ at Washington State.
- UVA scored 100 points against Marshall (2018-19) for the first time under Tony Bennett and added 97 points against Coppin State (2018-19).
- UVA is 4-0 all-time when scoring 90 or more under Bennett.

**HOLDING FOES UNDER 50**

- UVA is 115-2, including a 6-0 mark in 2023-24, when limiting foes to fewer than 50 points during the Tony Bennett era.
- Bennett-coached teams are 140-3 when holding opponents to fewer than 50 points (25-1 in 3 years at Washington State).
- The Cavaliers are 29-0 when holding foes to fewer than 40 under Bennett.

**VIRGINIA RANKED NO. 21 THIS SEASON**

- Virginia was ranked as high as No. 21 in the Feb. 12 AP-Top 25 poll.
- The Cavaliers were also ranked No. 22 in the Dec. 11 and Dec. 18 polls, respectively.
- UVA is 3-3 as a ranked team.
- UVA was not ranked in the AP preseason top-25 poll for the first time since 2017-18 when it received votes.

**BEEKMAN NAMED NAISMITH DEFENSIVE PLAYER OF THE YEAR SEMIFINALIST**

- Reece Beekman was among 10 players named semifinalists for the Naismith Men's Defensive Player of the Year.
- Beekman and Ryan Dunn were named to the Naismith Men's Defensive Player of the Year Watchlist.
- Dunn leads the ACC in blocked shots, while Beekman ranks second in steals.
- Dunn ranks 15th nationally in blocked shots and Beekman ranks 41st in steals.
- UVA boasts the third-ranked scoring defense at 59.5 ppg.
- Beekman was named ACC Defensive Player of the Year in 2024 and was joined on the ACC All-Defensive Team by Dunn.
- Beekman was named ACC Defensive Player of the Year in 2023 and ACC All-Defensive in 2022 and 2023.

**MCKNEELY DIALED IN FROM DISTANCE**

- Isaac McKneely leads Virginia in 3-point shooting at 44.9 percent.
- McKneely's 12 3-pointers in back-to-back games against Syracuse and NCCU (career-best 6 in each game) were the most at UVA in a two-game span since Kyle Guy made 13 in 2019.
- McKneely added his third six 3-pointer game at Georgia Tech.
- McKneely drilled five 3-pointers at Florida State and vs. NC State, and has made two or more 3-pointers in 21 games and four or more in nine contests.

**BEEKMAN NETS ACC PLAYER OF THE WEEK HONOR**

- Reece Beekman was named ACC Player of the Week for Jan. 22 after averaging 17.5 points, 7.5 assists, 5.0 rebounds and 3.0 steals in victories against in-state rival Virginia Tech (65-57) and Georgia Tech (75-66).
- Beekman posted 16 points, four rebounds, four assists and four steals in the Cavaliers' home win against the Hokies on Jan. 17.
- Beekman added his fourth career double-double with 19 points and 11 assists at Georgia Tech on Jan. 20 as the Cavaliers earned their first road win of the season.

**WATCH OUT FOR REECE**

- Senior guard Reece Beekman was named to the Jersey Mike's Naismith Trophy Men's Preseason 50 Watch List and John R. Wooden Award Preseason Top-50 Watch List.
- Beekman has averaged 9.4 points, 5.2 assists and 3.4 rebounds in 125 career games (120 starts) for the Cavaliers.

**UVA UNDER BENNETT:**

	All	2023-24
Leading at the half	288-33	20-0
Trailing at the half	66-95	3-9
Tied at the half	10-6	0-1
Playing Overtime	13-11	1-1
Shooting 50% or better	139-12	8-1
Shooting between 40-49.9%	181-48	14-1
Shooting less than 40%	45-75	1-8
Opponents shoot 50% or better	27-37	1-3
Opponents shoot less than 50%	337-98	21-7
UVA outrebounded its opponent	248-39	12-0
Opponent outrebounded UVA	106-91	10-9
Teams are tied in rebounds	10-5	1-1
UVA has 10 or more steals	35-5	5-0
UVA shoots 70% FT or better	219-70	8-2
UVA shoots less than 70% FT	144-66	14-8
Scoring fewer than 50 points	11-26	1-5
Scoring 50-59 points	52-49	4-2
Scoring 60-69 points	133-48	7-3
Scoring 70-79 points	122-10	7-0
Scoring 80-89 points	42-1	4-0
Scoring more than 90 points	4-0	0-0
Allowing fewer than 50 points	115-2	6-0
Allowing fewer than 40 points	29-0	2-0
Playing in John Paul Jones Arena	208-40	15-2
Playing on the road	96-68	5-6
Playing on a neutral court	60-27	3-2
Game decided by 1-4 points	58-50	7-0
Game decided by 5-10 points	92-37	4-3
Game decided by 11+ points	214-48	12-7
Playing at night	253-92	19-6
Playing in the afternoon	111-43	4-4
Playing on Monday	35-17	2-2
Playing on Tuesday	58-16	2-2
Playing on Wednesday	65-17	8-0
Playing on Thursday	24-11	2-0
Playing on Friday	38-12	1-1
Playing on Saturday	106-52	8-5
Playing on Sunday	37-10	0-0
Playing in November	84-16	6-1
Playing in December	62-19	4-2
Playing in January	89-31	6-2
Playing in February	74-40	5-3
Playing in March	53-28	2-2
Playing in April	2-0	0-0

**2023-24 VIRGINIA STARTING LINEUPS**

Opponent	1	2	3	4	5
Tarleton State	Beekman	McKneely	Rohde	Dunn	Groves
vs. Florida	Beekman	McKneely	Rohde	Dunn	Groves
North Carolina A&T	Beekman	McKneely	Rohde	Dunn	Buchanan
Texas Southern	Beekman	Harris	Rohde	Dunn	Buchanan
vs. Wisconsin	Beekman	McKneely	Rohde	Dunn	Buchanan
vs. West Virginia	Beekman	McKneely	Rohde	Dunn	Buchanan
Texas A&M	Beekman	McKneely	Rohde	Dunn	Groves
Syracuse	Beekman	McKneely	Rohde	Dunn	Groves
NCCU	Beekman	McKneely	Rohde	Dunn	Groves
Northeastern	Beekman	McKneely	Rohde	Dunn	Groves
at Memphis	Beekman	McKneely	Rohde	Dunn	Groves
Morgan State	Beekman	McKneely	Rohde	Dunn	Groves
at Notre Dame	Beekman	McKneely	Rohde	Dunn	Groves
Louisville	Beekman	McKneely	Rohde	Dunn	Groves
at NC State	Beekman	McKneely	Rohde	Dunn	Buchanan
at Wake Forest	Beekman	McKneely	Groves	Dunn	Minor
Virginia Tech	Beekman	McKneely	Rohde	Dunn	Minor
at Georgia Tech	Beekman	McKneely	Rohde	Dunn	Minor
NC State	Beekman	McKneely	Rohde	Dunn	Minor
at Louisville	Beekman	McKneely	Rohde	Dunn	Minor
Notre Dame	Beekman	McKneely	Rohde	Dunn	Minor
at Clemson	Beekman	McKneely	Rohde	Dunn	Minor
Miami	Beekman	McKneely	Rohde	Dunn	Minor
at Florida State	Beekman	McKneely	Rohde	Dunn	Minor
Pittsburgh	Beekman	McKneely	Rohde	Dunn	Minor
Wake Forest	Beekman	McKneely	Rohde	Dunn	Minor
at Virginia Tech	Beekman	McKneely	Rohde	Dunn	Minor
North Carolina	Beekman	McKneely	Rohde	Dunn	Minor
at Boston College	Beekman	McKneely	Groves	Dunn	Minor
at Duke	Beekman	McKneely	Groves	Dunn	Minor
Georgia Tech	Beekman	McKneely	Groves	Dunn	Minor
vs. Boston College	Beekman	McKneely	Groves	Dunn	Buchanan
vs. NC State	Beekman	McKneely	Murray	Dunn	Minor

**CAVALIERS IN THE PROS**

- Justin Anderson** (2013-15), Valencia Basket (Spain)
- Darion Atkins** (2012-15), Reggio Emilia (Italy)
- Malcolm Brogdon** (2012-16), Portland (NBA)
- Kihei Clark** (2019-23), Milwaukee (G League)
- Mamadi Diakite** (2016-20), New York (NBA/G League)
- Armaan Franklin** (2022-23), Denver (G League)
- Jayden Gardner** (2022-23), Kortrijk (Belgium)
- Anthony Gill** (2014-16), Washington (NBA)
- Kyle Guy** (2017-19), Lenovo Tenerife (Spain)
- Devon Hall** (2015-18), Milano (Italy)
- Joe Harris** (2011-14), Detroit (NBA)
- Sam Hauser** (2021), Boston (NBA)
- Jay Huff** (2018-21), Denver (NBA)
- De'Andre Hunter** (2017-19), Atlanta (NBA)
- Ty Jerome** (2017-19), Cleveland (NBA)
- Nigel Johnson** (2018), KK Kozuv AD Gvegljia (N. Macedonia)
- Braxton Key** (2019-20), Denver (NBA)
- Sylen Landesberg** (2009-10), Gran Canaria (Spain)
- Jerome Meyinsse** (2007-10), Ironi Hai (Israel)
- Laurynas Mikalauskas** (2006-08), Neptunas-Akvaservis (Lithuania)
- Akil Mitchell** (2011-14), Criollos de Caguas (Puerto Rico)
- Trey Murphy III** (2021), New Orleans (NBA)
- London Perrantes** (2014-17), Kolossos HH (Greece)
- Mike Scott** (2008-12), ASVEL Lyon-Villeurbanne (France)
- Kody Statmann** (2019-22), South East Melbourne (Australia)
- Mike Tobey** (2013-16), KK Crvena Zvezda (Serbia)
- Ben Vander Plas** (2023), BC Siauliai (Lithuania)
- Tomas Woldetensae** (2020-21), Varese (Italy)

**SEASON STORYLINES**

- The Cavaliers return 28.1 percent of their scoring from last season compared to 91.4 percent from 2021-22.
- Virginia's roster includes nine newcomers, including transfers Jake Groves (Oklahoma), Jordan Minor (Merrimack) and Andrew Rohde (St. Thomas), and freshmen Blake Buchanan and Elijah Gertrude.
- Leon Bond III and Dante Harris (Georgetown) made their UVA debuts after redshirting last season.
- Redshirts Anthony Robinson, Christian Bliss and Desmond Roberts, and walk-ons Bryce Walker and Tristan How complete the roster.
- In addition to head coach Tony Bennett (Green Bay), UVA's roster includes Wisconsin natives Reece Beekman (Milwaukee), Bond III (Wauwatosa) and Rohde (Milwaukee).
- Associate head coach Ron Sanchez returns to Virginia after serving the last five seasons as head coach at Charlotte from 2018-23. Sanchez served nine seasons on Bennett's staff from 2009-18, the last three as associate head coach.

**DID YOU KNOW?**

- Reece Beekman tested the NBA waters in the offseason and decided to return to Virginia for his senior season.
- Ryan Dunn is the younger brother of Major League Baseball pitcher Justin Dunn.
- Isaac McKneely was named West Virginia Mr. Basketball in 2020 and 2021.
- Taine Murray has competed for the Tall Blacks, New Zealand's national team.
- Andrew Rohde was the Summit League Freshman of the Year.
- Dante Harris earned the Dave Gavitt Trophy as the Most Outstanding Player of the 2021 BIG EAST Tournament, averaging 11.8 ppg, 4.8 rpg and 3.3 apg in four games.
- Leon Bond III won a state high school championship as a junior at Wauwatosa East in Wisconsin.
- Blake Buchanan participated in the 2023 Nike Hoop Summit, collecting eight points, eight rebounds and one steal in Team USA's 90-84 win over the International team.
- Jake Groves' brother, Tanner, played three seasons at Eastern Washington (2018-21) and one at Oklahoma (2022-23).
- Jordan Minor was the Northeast Conference Co-Player of the Year and NEC Defensive Player of the Year in 2022-23.

**BEEKMAN EARNS PRESEASON ALL-ACC HONORS**

- Senior guard Reece Beekman was named to the preseason All-ACC first team.
- In 2022-23, Beekman was named ACC Defensive Player of the Year, All-Defensive Team and All-ACC Third Team.
- Beekman ranked second nationally and first in the ACC in assist/turnover ratio (3.36), and ranked second in steals (1.8 spg) and third in assists (5.3 apg).

**2023-24 Roster**

No.	Name	Year	Pos.	Ht.	Wt.	Hometown/High School/Club/Previous School
0	Blake Buchanan	Fr.	F	6-11	225	Coeur d'Alene, Idaho/Lake City
1	Dante Harris	R-Jr.	G	6-0	171	Washington, D.C./Lakeway Christian/Georgetown
2	Reece Beekman ***	Sr.	G	6-3	194	Milwaukee, Wis./Scotlandville Magnet (La.)
4	Andrew Rohde	So.	G	6-6	202	Milwaukee, Wis./Brookfield Central/St. Thomas (Minn.)
5	Desmond Roberts	Fr.	G	6-4	206	Charlottesville, Va./St. Anne's-Belfield
10	Taine Murray **	Jr.	G	6-5	208	Auckland, N.Z./Rosmini College
11	Isaac McKneely *	So.	G	6-4	188	Poca, W.Va./Poca
12	Elijah Gertrude	Fr.	G	6-4	185	Jersey City, N.J./Hudson Catholic Regional
13	Ryan Dunn *	So.	G	6-8	216	Freeport, N.Y./Perkiomen School
21	Anthony Robinson	Fr.	F	6-10	238	Peachtree City, Ga./Christ School (N.C.)
22	Jordan Minor	Gr.	F	6-8	242	Kingston, Mass./Brimmer and May/Merrimack
24	Tristan How *	Sr.	F	6-7	210	Virginia Beach, Va./Norfolk Collegiate
30	Christian Bliss	Fr.	G	6-4	198	Queens, N.Y./George School (Pa.)
34	Jake Groves	Gr.	F	6-9	211	Spokane, Wash./Shadle Park/East. Wash./Oklahoma
35	Leon Bond III	R-Fr.	G/F	6-5	203	Wauwatosa, Wis./Wauwatosa East
42	Bryce Walker	Jr.	G	6-2	200	Beltsville, Md./New Hampton School

\* Denotes letters won

**Head Coach:** Tony Bennett (Green Bay '92/15th season)  
**Associate Head Coach:** Ron Sanchez (SUNY Oneonta '97/10th season)  
**Associate Head Coach:** Jason Williford (Virginia '95/15th season)  
**Assistant Coaches:** Orlando Vandross (AIC '92/9th season), Johnny Carpenter (Virginia '13/9th season)  
**Assistant Coach:** Isaiah Wilkins (Virginia '18/3rd season)  
**Director of Scouting:** Brad Soderberg (UW-Stevens Point '85/9th season)  
**Director of Player Development:** Larry Mangino (Montclair State '83/8th season)  
**Graduate Assistant:** Chase Coleman (Virginia '23/1st season)  
**Associate AD for Basketball Administration/Operations:** Ronnie Wideman (Washington State '06/15th season)  
**Program and Operations Assistant:** Stelios Tzoutzis (Liberty '13/4th season)  
**Strength and Conditioning Coach:** Mike Curtis (Virginia '98/15th season)  
**Athletic Trainer:** Ethan Saliba (Kansas '79/41st season)

**RECORDS WATCH**

No.	Name	Career Assists
1.	Kihei Clark (2019-23)	718
2.	John Crotty (1988-91)	683
3.	<b>Reece Beekman (2021-)</b>	<b>632</b>

No.	Name	Season Assists
1.	John Crotty (1989-90)	214
2.	<b>Reece Beekman (2023-24)</b>	<b>208</b>
	John Crotty (1988-89)	208

No.	Name	Career Steals
1.	<b>Reece Beekman (2021-)</b>	<b>228</b>
2.	Othell Wilson (1981-84)	222

No.	Name	Season Steals
1.	Reece Beekman (2021-22)	73
2.	Othell Wilson (1983-84)	69
3.	<b>Reece Beekman (2023-24)</b>	<b>68</b>

No.	Name	Career Blocks
1.	Ralph Sampson (1980-83)	462
2.	Jay Huff (2018-21)	166
3.	Mamadi Diakite (2017-20)	156
4.	Chris Alexander (1993-96)	148
5.	Isaiah Wilkins (2015-18)	141
6.	Travis Watson (2000-03)	130
7.	Kris Hunter (1997-99)	126
8.	Kadin Shedrick (2020-23)	114
9.	Jason Clark (2002-05)	112
10.	<b>Ryan Dunn (2023-)</b>	<b>109</b>

No.	Name	Season Blocks
1.	Ralph Sampson (1979-80)	157
2.	Ralph Sampson (1982-83)	103
	Ralph Sampson (1980-81)	103
4.	Ralph Sampson (1981-82)	99
5.	Kris Hunter (1998-99)	88
6.	<b>Ryan Dunn (2023-24)</b>	<b>76</b>

No.	Name	Career Points
33.	Billy Langloh (1974-77)	1,240
34.	Roger Mason, Jr. (2000-02)	1,231
35.	London Perrantes (2014-17)	1,225
36.	Anthony Gill (2014-16)	1,222
37.	Kenny Turner (1988-91)	1,220
38.	<b>Reece Beekman (2021-)</b>	<b>1,180</b>

**2023-24 HONORS**

Reece Beekman..... Preseason All-ACC First Team  
 Reece Beekman..... ACC Player of the Week (1/22)  
 Reece Beekman..... ACC Defensive Player of the Year  
 Reece Beekman..... All-ACC Second Team  
 Reece Beekman..... ACC All-Defensive Team  
 Reece Beekman..... AP All-ACC First Team  
 Reece Beekman..... ACC All-Tournament Second Team  
 Reece Beekman..... NABC All-District 2 First Team  
 Ryan Dunn ..... All-ACC Honorable Mention  
 Ryan Dunn ..... ACC All-Defensive Team

# VIRGINIA ALL-TIME IN THE NCAA TOURNAMENT

Date	Seed	Region (Site) - Round	Opponent (Seed)	Score
3/13/76	--	East (Charlotte, N.C.) - 1st Round	DePaul (--)	L 69-60
3/13/81	1	East (Charlotte, N.C.) - 2nd Round	Villanova (9)	W 54-50
3/19/81		East (Atlanta, Ga.) - Regional Semifinal	Tennessee (4)	W 62-48
3/21/81		East (Atlanta, Ga.) - Regional Final	Brigham Young (6)	W 74-60
3/28/81		Final Four (Philadelphia, Pa.) - National Semifinal	North Carolina (2-West)	L 78-65
3/30/81		Final Four (Philadelphia, Pa.) - Third Place Game	LSU (1-Midwest)	W 78-74
3/14/82	1	Midwest (Indianapolis, Ind.) - 2nd Round	Tennessee (9)	W 54-51
3/18/82		Midwest (Birmingham, Ala.) - Regional Semifinal	UAB (4)	L 68-66
3/19/83	1	West (Boise, Idaho) - 2nd Round	Washington State (8)	W 54-49
3/24/83		West (Ogden, Utah) - Regional Semifinal	Boston College (4)	W 95-92
3/26/83		West (Ogden, Utah) - Regional Final	NC State (6)	L 63-62
3/16/84	7	East (East Rutherford, N.J.) - 1st Round	Iona (10)	W 58-57
3/18/84		East (East Rutherford, N.J.) - 2nd Round	Arkansas (2)	W 53-51 (ot)
3/22/84		East (Atlanta, Ga.) - Regional Semifinal	Syracuse (3)	W 63-55
3/24/84		East (Atlanta, Ga.) - Regional Final	Indiana (4)	W 50-48
3/31/84		Final Four (Seattle, Wash.) - National Semifinal	Houston (2-Midwest)	L 49-47 (ot)
3/13/86	5	East (Greensboro, N.C.) - 1st Round	DePaul (12)	L 72-68
3/12/87	5	West (Salt Lake City, Utah) - 1st Round	Wyoming (12)	L 64-60
3/16/89	5	Southeast (Nashville, Tenn.) - 1st Round	Providence (12)	W 100-97
3/18/89		Southeast (Nashville, Tenn.) - 2nd Round	Middle Tennessee (13)	W 104-88
3/23/89		Southeast (Lexington, Ky.) - Regional Semifinal	Oklahoma (1)	W 86-80
3/25/89		Southeast (Lexington, Ky.) - Regional Final	Michigan (3)	L 102-65
3/16/90	7	Southeast (Richmond, Va.) - 1st Round	Notre Dame (10)	W 75-67
3/18/90		Southeast (Richmond, Va.) - 2nd Round	Syracuse (2)	L 63-61
3/14/91	7	West (Salt Lake City, Utah) - 1st Round	Brigham Young (10)	L 61-48
3/19/93	6	East (Syracuse, N.Y.) - 1st Round	Manhattan (11)	W 78-66
3/21/93		East (Syracuse, N.Y.) - 2nd Round	Massachusetts (3)	W 71-56
3/26/93		East (East Rutherford, N.J.) - Regional Semifinal	Cincinnati (2)	L 71-54
3/18/94	7	West (Sacramento, Calif.) - 1st Round	New Mexico (10)	W 57-54
3/20/94		West (Sacramento, Calif.) - 2nd Round	Arizona (2)	L 71-58
3/16/95	4	Midwest (Dayton, Ohio) - 1st Round	Nicholls State (13)	W 96-72
3/18/95		Midwest (Dayton, Ohio) - 2nd Round	Miami (Ohio) (12)	W 60-54 (ot)
3/24/95		Midwest (Kansas City, Mo.) - Regional Semifinal	Kansas (1)	W 67-58
3/26/95		Midwest (Kansas City, Mo.) - Regional Final	Arkansas (2)	L 68-61
3/13/97	9	West (Salt Lake City, Utah) - 1st Round	Iowa (8)	L 73-60
3/16/01	5	South (Memphis, Tenn.) - 1st Round	Gonzaga (12)	L 86-85
3/16/07	4	South (Columbus, Ohio) - 1st Round	Albany (13)	W 84-57
3/18/07		South (Columbus, Ohio) - 2nd Round	Tennessee (5)	L 77-74
3/16/12	10	West (Omaha, Neb.) - 2nd Round	Florida (7)	L 71-45
3/21/14	1	East (Raleigh, N.C.) - 2nd Round	Coastal Carolina (16)	W 70-59
3/23/14		East (Raleigh, N.C.) - 3rd Round	Memphis (8)	W 78-60
3/28/14		East (New York, N.Y.) - Regional Semifinal	Michigan State (4)	L 61-59
3/20/15	2	East (Charlotte, N.C.) - 2nd Round	Belmont (15)	W 79-67
3/21/15		East (Charlotte, N.C.) - 3rd Round	Michigan State (7)	L 60-54
3/17/16	1	Midwest (Raleigh, N.C.) - 1st Round	Hampton (16)	W 81-45
3/19/16		Midwest (Raleigh, N.C.) - 2nd Round	Butler (9)	W 77-69
3/25/16		Midwest (Chicago, Ill.) - Regional Semifinal	Iowa State (4)	W 84-71
3/27/16		Midwest (Chicago, Ill.) - Regional Final	Syracuse (10)	L 68-62
3/16/17	5	East (Orlando, Fla.) - 1st Round	UNC Wilmington (12)	W 76-71
3/18/17		East (Orlando, Fla.) - 2nd Final	Florida (4)	L 65-39
3/16/18	1	South (Charlotte, N.C.) - 1st Round	UMBC (16)	L 74-54
3/22/19	1	South (Columbia, S.C.) - 1st Round	Gardner-Webb (16)	W 71-56
3/24/19		South (Columbia, S.C.) - 2nd Round	Oklahoma (9)	W 63-51
3/28/19		South (Louisville, Ky.) - Regional Semifinal	Oregon (12)	W 53-49
3/30/19		South (Louisville, Ky.) - Regional Final	Purdue (3)	W 80-75 (ot)
4/6/19		Final Four (Minneapolis, Minn.) - National Semifinal	Auburn (5)	W 63-62
4/8/19		Final Four (Minneapolis, Minn.) - National Final	Texas Tech (3)	W 85-77 (ot)
3/20/21	4	West (Bloomington, Ind.) - 1st Round	Ohio (14)	L 62-58
3/16/23	4	South (Orlando, Fla.) - 1st Round	Furman (14)	L 68-67

Total: 35-24

## VIRGINIA BY REGION

Region	Record (Pct.)	Rd.64	Rd.32	Reg. SF	Reg. Final	Final Four
East	13-5 (.722)	5-2	4-1	2-2	2-0	
Midwest	6-3 (.667)	2-0	2-1	2-0	0-2	
South	5-4 (.556)	2-3	1-1	1-0	1-0	
Southeast	4-2 (.667)	2-0	1-1	1-0	0-1	
West	3-7 (.300)	1-5	1-1	1-0	0-1	
Final Four	3-2 (.500)					3-2
<b>Overall</b>	<b>35-24 (.593)</b>	<b>12-10</b>	<b>10-5</b>	<b>7-3</b>	<b>3-4</b>	<b>3-2</b>

## UVA PLAYERS IN THE NCAA TOURNAMENT

Player	G	Points	Rebounds	Assists
Reece Beekman	2	10.0	3.5	4.0
Jake Groves*	1	23.0	9.0	1.0
Ryan Dunn	1	4.0	4.0	1.0
Isaac McKneely	1	12.0	2.0	0.0
Taine Murray	1	1.0	0.0	0.0

\*Includes stats from Eastern Washington's first round 93-84 loss to Kansas in 2020-21

## UVA TOP-10 IN NCAA TOURNAMENT

### Scoring

1.	Richard Morgan vs. Providence (1989)	33
	Richard Morgan vs. Middle Tennessee (1989)	33
3.	Bryant Stith vs. Syracuse (1990)	30
	Roger Mason, Jr. vs. Gonzaga (2001)	30
5.	Bryant Stith vs. Oklahoma (1989)	28
	John Crotty vs. Notre Dame (1990)	28
	Junior Burrough vs. Miami (Ohio) (1994)	28
	J.R. Reynolds vs. Albany (2007)	28
9.	De'Andre Hunter vs. Texas Tech (2019)	27
	Cory Alexander vs. Manhattan (1993)	27

### Rebounding

1.	Ralph Sampson vs. UAB (1982)	21
2.	Junior Burrough vs. Arkansas (1995)	16
3.	Craig Robinson vs. Boston College (1983)	15
4.	Kenton Edelin vs. Syracuse (1984)	14
	Brent Dabbs vs. Oklahoma (1989)	14
	Darion Atkins vs. Michigan State (2015)	14
7.	Kadin Shedrick vs. Furman (2023)	13
	Jason Williford vs. Miami (Ohio) (1995)	13

## VIRGINIA BY SEED

Seed	Record (Pct.)
1	18-6 (.750)
2	1-1 (.500)
3	0-0 (.000)
4	4-4 (.500)
5	4-5 (.444)
6	2-1 (.667)
7	6-4 (.600)
9	0-1 (.000)
10	0-1 (.000)
Unseeded	0-1 (.000)
<b>Total</b>	<b>35-24 (.593)</b>

# NCAA TOURNAMENT SUPERLATIVES

## VIRGINIA HIGHS

Points	104 vs. Middle Tennessee (1989)
Margin of Victory	36 vs. Hampton (2016)
Field Goals Made	36 vs. Boston College (1983) [36-72]
Field Goals Attempted	74 vs. Arizona (1994) [23-74]
Field Goal Pct.	63.4% vs. NC State (1983) [26-41]
3-Point FG Made	12 vs. Hampton (2016) [12-25]
3-Point FG Attempted	28 vs. Arizona (1994) [9-28]
3-Point FG Pct.	75% vs. Wyoming (1987) [3-4]
(min. 10 3FGA)	70, 2x, last vs. Middle Tennessee (1989) [7-10]
Free Throws Made	34 vs. LSU (1981) [34-38]
Free Throws Attempted	42 vs. Nicholls State (1995) [32-42]
Free Throw Pct. (min. 10 FTA)	90.9% vs. DePaul (1976) [10-11]
Offensive Rebounds	18, 4x, last vs. Mich. St. (2015)
Rebounds	50 vs. Boston College (1983)
Rebound Margin	+16, 2x last vs. Albany (2007) [41-25]
Personal Fouls	27, 2x last vs. Boston College (1983)
Disqualifications	3 vs. Boston College (1983)
Assists	26 vs. Iowa State (2016)
Turnovers	21 vs. Cincinnati (1993)
Blocked Shots	9 vs. Auburn (2019)
Steals	12 vs. Nicholls State (1995)
Overtime Periods	1, 4x last vs. Purdue (2019)

## OPPONENT HIGHS

Points	102, Michigan (1989)
Margin of Victory	37, Michigan (1989)
Field Goals Made	41, Michigan (1989) [41-70]
Field Goals Attempted	78, Boston College (1983) [34-78]
Field Goal Pct.	58.6%, Michigan (1989) [41-70]
3-Point FG Made	14, Purdue (2019) [14-32]
3-Point FG Attempted	32 by Purdue (2019) [14-32]
3-Point FG Pct.	55%, Michigan (1989) [11-20]
Free Throws Made	28, North Carolina (1981) [28-37]
Free Throws Attempted	37, North Carolina (1981) [28-37]
Free Throw Pct. (min. 10 FTA)	92.9%, Ohio (2021) [13-14]
Free Throw Pct. (under 10 FTA)	100%, Indiana (1984) [6-6]
Offensive Rebounds	24, Cincinnati (1993)
Rebounds	48, Cincinnati (1993)
Rebound Margin	+16, 2x last by Florida (2012) [39-23]
Personal Fouls	34, Syracuse (1984)
Disqualifications	5, Syracuse (1984)
Assists	23, Michigan (1989)
Turnovers	22, Nicholls State (1995)
Blocked Shots	13, Brigham Young (1991)
Steals	13, Arkansas (1984)

## VIRGINIA INDIVIDUAL HIGHS

Points	33, Richard Morgan vs. Providence (1989)
	33, Richard Morgan vs. Middle Tennessee (1989)
Rebounds	21, Ralph Sampson vs. UAB (1982)
Offensive Rebounds	8, Junior Burrough vs. Arkansas (1995)
FG Made	11, 5x last by Mason, Jr. vs. Gonzaga (2001) [11-19]
FG Attempted	22, 3x last by Burrough vs. Arizona (1994) [9-22]
FG Pct. (Min 10 FGA)	90%, John Crotty vs. Providence (1989) [9-10]
FG Pct. (Min 10 FGM)	76.9%, Crotty vs. Middle Tenn. (1989) [10-13]
Best Perfect FG Game	9-9, Jeff Jones vs. UAB (1982)
3-Point FG Made	6, London Perrantes vs. Syracuse (2016) [6-10]
3-Point FG Attempted	12, 2x, last by K. Guy vs. Purdue (1995) [5-12]
3-Point FG Pct.	83.3%, Richard Morgan vs. Middle Tenn. (1989) [5-6]
Best Perfect 3FG Game	4-4, John Crotty vs. Providence (1989)
FT Made	12, Bryant Stith vs. Middle Tennessee (1989) [12-12]
	12, Harold Deane vs. Nicholls State (1995) [12-14]
FT Attempted	14, Harold Deane vs. Nicholls State (1995) [12-14]
FT Pct. (min. 10 FTA)	100%, Stith vs. Middle Tenn. (1989) [12-12]
Best Perfect FT Game	12-12, Stith vs. Middle Tenn. (1989)
Assists	14, John Crotty vs. Middle Tennessee (1989)
Turnovers	7, Harold Deane vs. Nicholls State (1995)
Blocked Shots	5 by Mamadi Diakite vs. Auburn (2019)
Steals	5, Othell Wilson vs. Washington State (1983)
	5, Harold Deane vs. Nicholls State (1995)
Minutes	45, 2x, Guy vs. Texas Tech (2019), O. Wilson vs. Houston (1984)

## VIRGINIA LOWS

Points	39 vs. Florida (2017)
Margin of Victory	1 vs. Iona (1984)
Field Goals Made	16 vs. Florida (2017) [16-57]
Field Goals Attempted	38 vs. Washington State (1983) [19-38]
Field Goal Pct.	27.7% vs. Brigham Young (1991) [18-65]
3-Point FG Made	1, 2x last vs. Florida (2017) [1-15]
3-Point FG Attempted	4 vs. Wyoming (1987) [3-4]
3-Point FG Pct.	6.7%, 2x last vs. Florida (2017) [1-15]
(min. 10 3FGA)	6.7%, 2x last vs. Florida (2017) [1-15]
Free Throws Made	3, 2x last vs. Arizona (1994) [3-6]
Free Throws Attempted	5 vs. Oregon (2019) [4-5]
Free Throw Pct. (min. 10 FTA)	38.1% vs. Tennessee (1982) [8-21]
Offensive Rebounds	0 vs. Coastal Carolina (2014)
Rebounds	21 vs. Arkansas (1984)
Rebound Margin	-16, 2x last vs. Florida (2012) [23-39]
Personal Fouls	9 vs. Gardner-Webb (2019)
Disqualifications	0 - many times
Assists	5, 3x last vs. UMBC (2018)
Turnovers	3 vs. Ohio (2021)
Blocked Shots	0, 5x
Steals	0 vs. Arkansas (1995)
Overtime Periods	1, 4x last vs. Purdue (2019)

## OPPONENT LOWS

Points	45, Hampton (2016)
Margin of Victory	1, 2x, last vs. Furman (2023)
Field Goals Made	17, 2x, last by Hampton (2016) [17-56]
Field Goals Attempted	37, Brigham Young (1991) [19-37]
Field Goal Pct.	30.4%, Hampton (2016) [17-56]
3-Point FG Made	2, 3x last by Kansas (1995) [2-21]
3-Point FG Attempted	4, Notre Dame (1990) [2-4]
3-Point FG Pct.	9.5%, Kansas (1995) [2-21]
Free Throws Made	2, Tennessee (1981) [2-4]
Free Throws Attempted	4, Tennessee (1981) [2-4]
Free Throw Pct. (min. 10 FTA)	42.9%, Memphis (2014) [9-21]
Free Throw Pct. (under 10 FTA)	50%, Tennessee (1981) [2-4]
Offensive Rebounds	2, Iowa State (2016)
Rebounds	19, Tennessee (1981)
Rebound Margin	-16, 2x last by Florida (2012) [39-23]
Personal Fouls	10, 3x last by Florida (2012)
Disqualifications	0 - many times
Assists	4, Hampton (2016)
Turnovers	5, Auburn (2019)
Blocked Shots	0, 9x last by UMBC (2018)
Steals	1, 6x last by Ohio (2021)

## OPPONENT INDIVIDUAL HIGHS

Points	42, Carsen Edwards, Purdue (2019)
Rebounds	15, Kerry Hammonds, Middle Tennessee (1989)
Offensive Rebounds	6, Keith Bullock, Manhattan (1993)
FG Made	14, 2x last by Carsen Edwards, Purdue (2019) [14-25]
FG Attempted	25, Carsen Edwards (2019) [14-25]
FG Pct. (Min 10 FGA)	81.3%, Glen Rice, Michigan (1989) [13-16]
FG Pct. (Min 10 FGM)	81.3%, Glen Rice, Michigan (1989) [13-16]
Best Perfect FG Game	6-6, Patric Young, Florida (2012)
3-Point FG Made	10, Carsen Edwards, Purdue (2019) [10-19]
3-Point FG Attempted	19, Carsen Edwards, Purdue (2019) [10-19]
3-Point FG Pct. (Min 5 3FGA)	80%, Glen Rice, Michigan (1989) [4-5]
Best Perfect 3FG Game	4-4, Andrew Chrabaszcz, Butler (2016) [4-4]
FT Made	11, Al Wood, North Carolina (1981) [11-13]
FT Attempted	13, Al Wood, North Carolina (1981) [11-13]
	13, Khalid Reeves, Arizona (1994) [10-13]
FT Pct. (min. 10 FTA)	90%, Tom Garris, Boston College (1983) [9-10]
	90%, Chris Lofton, Tennessee (2007) [9-10]
Best Perfect FT Game	7-7, Oliver Robinson, UAB (1982)
Assists	11, Nick Van Exel, Cincinnati (1993)
Turnovers	8, Akeem Olajuwon, Houston (1984)
Blocked Shots	10, Shawn Bradley, Brigham Young (1991)
Steals	8, Alvin Robertson, Arkansas (1984)
Minutes	45, 6x

GAME 1 - VIRGINIA 80, TARLETON STATE 50



Official Basketball Box Score - Final
Tarleton St. at Virginia
11/06/23 John Paul Jones Arena, Charlottesville

Game Time: 7:00 PM
Game Duration: 2:02
Attendance: 14,080

Officials: Tony Henderson, Adam Fibre, Anthony Eades

Box score table for Game 1, Tarleton St. vs Virginia. Columns include NO. Name, Min, FG, 3P, FT, Rebounds, Fouls, TP, AS, TO, ST, Blocks, +/-.

Shooting By Period table for Game 1, Tarleton St. vs Virginia. Columns include 1st FG%, 3PT%, FT%, 2nd FG%, 3PT%, FT%, GM FG%, 3PT%, FT%, 15-21.

Box score table for Game 1, Virginia vs Tarleton St. Columns include NO. Name, Min, FG, 3P, FT, Rebounds, Fouls, TP, AS, TO, ST, Blocks, +/-.

Shooting By Period table for Game 1, Virginia vs Tarleton St. Columns include 1st FG%, 3PT%, FT%, 2nd FG%, 3PT%, FT%, GM FG%, 3PT%, FT%, 24-39.

Summary statistics table for Game 1, Virginia vs Tarleton St. Columns include Biggest lead, Best Scoring Run, Lead Changes, Times Tied, Time with Lead, Points from Turnovers, Paint, Second Chance, Fast Breaks, Bench.

GAME 2 - VIRGINIA 73, FLORIDA 70



Official Basketball Box Score - Final
Virginia at Florida
11/10/23 Spectrum Center, Charlotte, N.C.

Game Time: 7:00 PM
Game Duration: 2:06

Officials: Pat Adams, Lee Cassel, AJ Desai

Box score table for Game 2, Virginia vs Florida. Columns include NO. Name, Min, FG, 3P, FT, Rebounds, Fouls, TP, AS, TO, ST, Blocks, +/-.

Shooting By Period table for Game 2, Virginia vs Florida. Columns include 1st FG%, 3PT%, FT%, 2nd FG%, 3PT%, FT%, GM FG%, 3PT%, FT%, 15-21.

Box score table for Game 2, Florida vs Virginia. Columns include NO. Name, Min, FG, 3P, FT, Rebounds, Fouls, TP, AS, TO, ST, Blocks, +/-.

Shooting By Period table for Game 2, Florida vs Virginia. Columns include 1st FG%, 3PT%, FT%, 2nd FG%, 3PT%, FT%, GM FG%, 3PT%, FT%, 15-21.

Summary statistics table for Game 2, Florida vs Virginia. Columns include Biggest lead, Best Scoring Run, Lead Changes, Times Tied, Time with Lead, Points from Turnovers, Paint, Second Chance, Fast Breaks, Bench.

GAME 3 - VIRGINIA 80, NORTH CAROLINA A&T 51



Official Basketball Box Score - Final
N.C. A&T at Virginia
11/14/23 John Paul Jones Arena, Charlottesville

Game Time: 7:00 PM
Game Duration: 1:50
Attendance: 13,405

Officials: Ted Valentine, Michael Roberts, Jenna Reuse

Box score table for Game 3, N.C. A&T vs Virginia. Columns include NO. Name, Min, FG, 3P, FT, Rebounds, Fouls, TP, AS, TO, ST, Blocks, +/-.

Shooting By Period table for Game 3, N.C. A&T vs Virginia. Columns include 1st FG%, 3PT%, FT%, 2nd FG%, 3PT%, FT%, GM FG%, 3PT%, FT%, 15-21.

Box score table for Game 3, Virginia vs N.C. A&T. Columns include NO. Name, Min, FG, 3P, FT, Rebounds, Fouls, TP, AS, TO, ST, Blocks, +/-.

Shooting By Period table for Game 3, Virginia vs N.C. A&T. Columns include 1st FG%, 3PT%, FT%, 2nd FG%, 3PT%, FT%, GM FG%, 3PT%, FT%, 15-21.

Summary statistics table for Game 3, Virginia vs N.C. A&T. Columns include Biggest lead, Best Scoring Run, Lead Changes, Times Tied, Time with Lead, Points from Turnovers, Paint, Second Chance, Fast Breaks, Bench.

GAME 4 - VIRGINIA 62, TEXAS SOUTHERN 33



Official Basketball Box Score - Final
Texas Southern at Virginia
11/16/23 John Paul Jones Arena, Charlottesville

Game Time: 7:00 PM
Game Duration: 1:53
Attendance: 13,099

Officials: Doug Shows, Trey Styons, Isaac Bennett

Box score table for Game 4, Texas Southern vs Virginia. Columns include NO. Name, Min, FG, 3P, FT, Rebounds, Fouls, TP, AS, TO, ST, Blocks, +/-.

Shooting By Period table for Game 4, Texas Southern vs Virginia. Columns include 1st FG%, 3PT%, FT%, 2nd FG%, 3PT%, FT%, GM FG%, 3PT%, FT%, 15-21.

Box score table for Game 4, Virginia vs Texas Southern. Columns include NO. Name, Min, FG, 3P, FT, Rebounds, Fouls, TP, AS, TO, ST, Blocks, +/-.

Shooting By Period table for Game 4, Virginia vs Texas Southern. Columns include 1st FG%, 3PT%, FT%, 2nd FG%, 3PT%, FT%, GM FG%, 3PT%, FT%, 15-21.

Summary statistics table for Game 4, Virginia vs Texas Southern. Columns include Biggest lead, Best Scoring Run, Lead Changes, Times Tied, Time with Lead, Points from Turnovers, Paint, Second Chance, Fast Breaks, Bench.

GAME 5 - WISCONSIN 65, NO. 24 VIRGINIA 41



Official Basketball Box Score - Final
Wisconsin at Virginia
11/22/23 Suncoast Credit Union Arena, Fort Myers, Fla.
2023-24 Men's Basketball

Game Time: 6:00 PM
Game Duration: 1:47
Attendance: 3,500

Officials: Ted Valentine, Lee Cassell, KB Burdett

Wisconsin - 65 Record: 3-2
Table with columns: NO. Name, Min, FG, 3P, FT, Rebounds, Fouls, TP, AS, TO, ST, Blocks, +/-

Shooting By Period
1st FG% 10-33 30.3%
3PT% 3-8 37.5%
FT% 5-6 83.3%
2nd FG% 15-29 51.7%
3PT% 5-10 50.0%
FT% 2-2 100%
GM FG% 25-62 40.3%
FT% 8-18 44.4%
FT% 7-8 87.5%

Dead Ball Rebounds: 0, 0

Technical Fouls: NONE

Virginia - 41 Record: 4-1
Table with columns: NO. Name, Min, FG, 3P, FT, Rebounds, Fouls, TP, AS, TO, ST, Blocks, +/-

Shooting By Period
1st FG% 5-21 23.8%
3PT% 2-7 28.6%
FT% 6-6 100%
2nd FG% 10-25 40.0%
3PT% 2-7 28.6%
FT% 1-1 100%
GM FG% 15-46 32.6%
3PT% 4-14 28.6%
FT% 7-7 100.0%

Dead Ball Rebounds: 0, 0

Technical Fouls: NONE

Summary table with columns: Wis, UVA, Points from, Turnovers, Paint, Second Chance, Fast Breaks, Bench

GAME 6 - NO. 24 VIRGINIA 56, WEST VIRGINIA 54



Official Basketball Box Score - Final
West Virginia at Virginia
11/22/23 Suncoast Credit Union Arena, Fort Myers, Fla.
2023-24 Men's Basketball

Game Time: 6:00 PM
Game Duration: 2:09
Attendance: 3,500

Officials: Brian Dorsey, Courtney Green, KB Burdett

West Virginia - 54 Record: 2-3
Table with columns: NO. Name, Min, FG, 3P, FT, Rebounds, Fouls, TP, AS, TO, ST, Blocks, +/-

Shooting By Period
1st FG% 9-28 32.1%
3PT% 1-9 11.1%
FT% 4-5 80%
2nd FG% 10-23 43.5%
3PT% 6-12 50.0%
FT% 5-8 62.5%
GM FG% 19-51 37.3%
3PT% 7-21 33.3%
FT% 9-13 69.2%

Dead Ball Rebounds: 2, 0

Technical Fouls: Slazinski 2nd 6:38

Virginia - 56 Record: 5-1
Table with columns: NO. Name, Min, FG, 3P, FT, Rebounds, Fouls, TP, AS, TO, ST, Blocks, +/-

Shooting By Period
1st FG% 10-27 37.0%
3PT% 3-11 27.3%
FT% 3-4 75%
2nd FG% 11-24 44.0%
3PT% 1-7 14.3%
FT% 7-12 58.3%
GM FG% 21-52 40.4%
3PT% 4-18 22.2%
FT% 10-16 62.5%

Dead Ball Rebounds: 2, 0

Technical Fouls: McKneely 2nd 6:38

Summary table with columns: WVU, UVA, Points from, Turnovers, Paint, Second Chance, Fast Breaks, Bench

GAME 7 - VIRGINIA 59, NO. 14 TEXAS A&M 47



Official Basketball Box Score - Final
Texas A&M at Virginia
11/29/23 John Paul Jones Arena, Charlottesville
2023-24 Men's Basketball

Game Time: 7:15 PM
Game Duration: 2:33
Attendance: 14,061

Officials: Roger Ayers, John Gaffney, James Breeding

Texas A&M - 47 Record: 6-2
Table with columns: NO. Name, Min, FG, 3P, FT, Rebounds, Fouls, TP, AS, TO, ST, Blocks, +/-

Shooting By Period
1st FG% 10-27 37.0%
3PT% 2-11 18.2%
FT% 4-5 80%
2nd FG% 7-29 24.1%
3PT% 2-12 16.7%
FT% 5-7 71.4%
GM FG% 17-56 30.4%
3PT% 4-23 17.4%
FT% 9-12 75.0%

Dead Ball Rebounds: 1, 0

Technical Fouls: NONE

Virginia - 59 Record: 6-1
Table with columns: NO. Name, Min, FG, 3P, FT, Rebounds, Fouls, TP, AS, TO, ST, Blocks, +/-

Shooting By Period
1st FG% 11-26 42.3%
3PT% 5-11 45.5%
FT% 0-0 0%
2nd FG% 11-27 40.7%
3PT% 4-14 28.6%
FT% 6-6 100%
GM FG% 22-53 41.5%
3PT% 9-25 36.0%
FT% 6-6 100%

Dead Ball Rebounds: 0, 0

Technical Fouls: NONE

Summary table with columns: TAM, UVA, Points from, Turnovers, Paint, Second Chance, Fast Breaks, Bench

GAME 8 - VIRGINIA 84, SYRACUSE 62



Official Basketball Box Score - Final
Syracuse at Virginia
12/02/23 John Paul Jones Arena, Charlottesville
Virginia vs Syracuse Men's Basketball

Game Time: 12:00 PM
Game Duration: 1:59
Attendance: 14,637

Officials: Jamie Luckie, Clarence Armstrong, Raymie Snyors

Syracuse - 62 Record: 5-3 (0-1)
Table with columns: NO. Name, Min, FG, 3P, FT, Rebounds, Fouls, TP, AS, TO, ST, Blocks, +/-

Shooting By Period
1st FG% 8-22 36.4%
3PT% 3-8 37.5%
FT% 5-8 62.5%
2nd FG% 14-32 43.8%
3PT% 2-12 16.7%
FT% 8-11 72.7%
GM FG% 22-54 40.7%
3PT% 5-20 25.0%
FT% 13-19 68.4%

Dead Ball Rebounds: 3, 0

Technical Fouls: NONE

Virginia - 84 Record: 7-1 (1-0)
Table with columns: NO. Name, Min, FG, 3P, FT, Rebounds, Fouls, TP, AS, TO, ST, Blocks, +/-

Shooting By Period
1st FG% 13-23 56.5%
3PT% 4-9 44.4%
FT% 7-8 87.5%
2nd FG% 17-32 53.1%
3PT% 8-12 66.7%
FT% 5-7 71.4%
GM FG% 30-55 54.5%
3PT% 12-21 57.1%
FT% 12-15 80.0%

Dead Ball Rebounds: 3, 0

Technical Fouls: NONE

Summary table with columns: SYR, UVA, Points from, Turnovers, Paint, Second Chance, Fast Breaks, Bench



GAME 9 - VIRGINIA 77, NCCU 47



Official Basketball Box Score - Final
N.C. Central at Virginia
12/05/23 John Paul Jones Arena, Charlottesville

Game Time: 7:00 PM
Game Duration: 1:49
Attendance: 13,459

Officials: Lamar Simpson, Joe Lindsay, Bart Lenox

Box score table for Game 9, Virginia 77, NCCU 47. Includes columns for NO. Name, Min, FG, 3P, FT, Rebounds, Fouls, TP, AS, TO, ST, Blocks, +/- and a Totals row.

Shooting By Period table for Game 9, showing 1st, 2nd, 3rd, and GM FG%, 3PT%, and FT% for both teams.

Box score table for Game 9, Virginia 77, NCCU 47. Includes columns for NO. Name, Min, FG, 3P, FT, Rebounds, Fouls, TP, AS, TO, ST, Blocks, +/- and a Totals row.

Shooting By Period table for Game 9, showing 1st, 2nd, 3rd, and GM FG%, 3PT%, and FT% for both teams.

Summary table for Game 9, including Biggest lead, Best Scoring Run, Lead Changes, Times Tied, Time with Lead, Points from Turnovers, Paint, Second Chance, Fast Breaks, Bench, and Period by Period Scoring.

GAME 10 - NO. 22 VIRGINIA 56, NORTHEASTERN 54



Official Basketball Box Score - Final
Northeastern at Virginia
12/16/23 John Paul Jones Arena, Charlottesville

Game Time: 6:00 PM
Game Duration: 1:56
Attendance: 13,576

Officials: Roger Ayers, Tony Henderson, Adam Frole

Box score table for Game 10, Virginia 56, Northeastern 54. Includes columns for NO. Name, Min, FG, 3P, FT, Rebounds, Fouls, TP, AS, TO, ST, Blocks, +/- and a Totals row.

Shooting By Period table for Game 10, showing 1st, 2nd, 3rd, and GM FG%, 3PT%, and FT% for both teams.

Box score table for Game 10, Virginia 56, Northeastern 54. Includes columns for NO. Name, Min, FG, 3P, FT, Rebounds, Fouls, TP, AS, TO, ST, Blocks, +/- and a Totals row.

Shooting By Period table for Game 10, showing 1st, 2nd, 3rd, and GM FG%, 3PT%, and FT% for both teams.

Summary table for Game 10, including Biggest lead, Best Scoring Run, Lead Changes, Times Tied, Time with Lead, Points from Turnovers, Paint, Second Chance, Fast Breaks, Bench, and Period by Period Scoring.

GAME 11 - NO. 23 MEMPHIS 77, NO. 22 VIRGINIA 54



Official Basketball Box Score - Final
Virginia at Memphis
12/19/23 FedExForum, Memphis

Game Time: 6:00 PM
Game Duration: 2:00
Attendance: 15,553

Officials: Joe Lindsay, Steven Anderson, Ron Grover

Box score table for Game 11, Memphis 77, Virginia 54. Includes columns for NO. Name, Min, FG, 3P, FT, Rebounds, Fouls, TP, AS, TO, ST, Blocks, +/- and a Totals row.

Shooting By Period table for Game 11, showing 1st, 2nd, 3rd, and GM FG%, 3PT%, and FT% for both teams.

Box score table for Game 11, Memphis 77, Virginia 54. Includes columns for NO. Name, Min, FG, 3P, FT, Rebounds, Fouls, TP, AS, TO, ST, Blocks, +/- and a Totals row.

Shooting By Period table for Game 11, showing 1st, 2nd, 3rd, and GM FG%, 3PT%, and FT% for both teams.

Summary table for Game 11, including Biggest lead, Best Scoring Run, Lead Changes, Times Tied, Time with Lead, Points from Turnovers, Paint, Second Chance, Fast Breaks, Bench, and Period by Period Scoring.

GAME 12 - VIRGINIA 79, MORGAN STATE 44



Official Basketball Box Score - Final
Morgan St. at Virginia
12/27/23 John Paul Jones Arena, Charlottesville

Game Time: 7:00 PM
Game Duration: 1:47
Attendance: 14,637

Officials: Roger Ayers, Clarence Armstrong, Adam Frole

Box score table for Game 12, Virginia 79, Morgan State 44. Includes columns for NO. Name, Min, FG, 3P, FT, Rebounds, Fouls, TP, AS, TO, ST, Blocks, +/- and a Totals row.

Shooting By Period table for Game 12, showing 1st, 2nd, 3rd, and GM FG%, 3PT%, and FT% for both teams.

Box score table for Game 12, Virginia 79, Morgan State 44. Includes columns for NO. Name, Min, FG, 3P, FT, Rebounds, Fouls, TP, AS, TO, ST, Blocks, +/- and a Totals row.

Shooting By Period table for Game 12, showing 1st, 2nd, 3rd, and GM FG%, 3PT%, and FT% for both teams.

Summary table for Game 12, including Biggest lead, Best Scoring Run, Lead Changes, Times Tied, Time with Lead, Points from Turnovers, Paint, Second Chance, Fast Breaks, Bench, and Period by Period Scoring.



GAME 17 - VIRGINIA 65, VIRGINIA TECH 57



Official Basketball Box Score - Final
Virginia Tech at Virginia
01/17/24 John Paul Jones Arena, Charlottesville
Virginia vs Virginia Tech Men's Basketball Commonwealth Clash
Officials: Bill Covington, Jr., Brian O'Connell, Tony Henderson

Box score for Game 17: Virginia Tech 65, Virginia Tech 57. Includes player stats, shooting percentages, and team totals.

Box score for Game 17: Virginia 65, Virginia Tech 57. Includes player stats, shooting percentages, and team totals.

Summary statistics for Game 17: Points from Turnovers, Paint, Second Chance, Fast Breaks, Bench; Period by Period Scoring; Biggest lead, Best Scoring Run, Lead Changes, Times Tied, Time with Lead.

GAME 18 - VIRGINIA 75, GEORGIA TECH 66



Official Basketball Box Score - Final
Virginia at Georgia Tech
01/20/24 McCamish Pavilion, Atlanta
2023-24 Men's Basketball
Officials: Bert Smith, Raymie Snyons, Jeff Pon

Box score for Game 18: Virginia 75, Georgia Tech 66. Includes player stats, shooting percentages, and team totals.

Box score for Game 18: Georgia Tech 66, Virginia 75. Includes player stats, shooting percentages, and team totals.

Summary statistics for Game 18: Points from Turnovers, Paint, Second Chance, Fast Breaks, Bench; Period by Period Scoring; Biggest lead, Best Scoring Run, Lead Changes, Times Tied, Time with Lead.

GAME 19 - VIRGINIA 59, NC STATE 53 OT



Official Basketball Box Score - Final
NC State at Virginia
01/24/24 John Paul Jones Arena, Charlottesville
Virginia vs NC State Men's Basketball
Officials: Ted Valentine, Lee Cassell, Keith Kimble

Box score for Game 19: Virginia 59, NC State 53 OT. Includes player stats, shooting percentages, and team totals.

Box score for Game 19: Virginia 59, NC State 53 OT. Includes player stats, shooting percentages, and team totals.

Summary statistics for Game 19: Points from Turnovers, Paint, Second Chance, Fast Breaks, Bench; Period by Period Scoring; Biggest lead, Best Scoring Run, Lead Changes, Times Tied, Time with Lead.

GAME 20 - VIRGINIA 69, LOUISVILLE 52



Official Basketball Box Score - Final
Virginia at Louisville
01/27/24 KFC Yum! Center, Louisville
2023-24 Men's Basketball
Officials: Jamie Luckie, A.J. Desai, Jerry Heater

Box score for Game 20: Virginia 69, Louisville 52. Includes player stats, shooting percentages, and team totals.

Box score for Game 20: Louisville 52, Virginia 69. Includes player stats, shooting percentages, and team totals.

Summary statistics for Game 20: Points from Turnovers, Paint, Second Chance, Fast Breaks, Bench; Period by Period Scoring; Biggest lead, Best Scoring Run, Lead Changes, Times Tied, Time with Lead.

GAME 21 - VIRGINIA 65, NOTRE DAME 53



Official Basketball Box Score - Final
Notre Dame at Virginia
01/31/24 John Paul Jones Arena, Charlottesville
Virginia vs Notre Dame Men's Basketball

Game Time: 7:00 PM
Game Duration: 1:45
Attendance: 13,947

Officials: Pat Driscoll, Tim Clougherty, Matt Potter

Table with columns: NO. Name, Min, FG, 3P, FT, Rebounds, Fouls, TP, AS, TO, ST, Blocks, +/-

Shooting By Period table with columns: 1st FG%, 3PT%, FT%, 2nd FG%, 3PT%, FT%, GM FG%, 3PT%, FT%

Technical Fouls: NONE

Table with columns: NO. Name, Min, FG, 3P, FT, Rebounds, Fouls, TP, AS, TO, ST, Blocks, +/-

Shooting By Period table with columns: 1st FG%, 3PT%, FT%, 2nd FG%, 3PT%, FT%, GM FG%, 3PT%, FT%

Technical Fouls: NONE

Summary table with columns: UND, UVA, Points from Turnovers, Period by Period Scoring

GAME 22 - VIRGINIA 66, CLEMSON 65



Official Basketball Box Score - Final
Virginia at Clemson
02/03/24 Littlejohn Coliseum, Clemson
2023-24 Clemson Men's Basketball

Game Time: 2:00 PM
Game Duration: 2:06
Attendance: 9,000

Officials: Ted Valentine, Jeff Clark, Jemel Spearman

Table with columns: NO. Name, Min, FG, 3P, FT, Rebounds, Fouls, TP, AS, TO, ST, Blocks, +/-

Shooting By Period table with columns: 1st FG%, 3PT%, FT%, 2nd FG%, 3PT%, FT%, GM FG%, 3PT%, FT%

Technical Fouls: NONE

Table with columns: NO. Name, Min, FG, 3P, FT, Rebounds, Fouls, TP, AS, TO, ST, Blocks, +/-

Shooting By Period table with columns: 1st FG%, 3PT%, FT%, 2nd FG%, 3PT%, FT%, GM FG%, 3PT%, FT%

Technical Fouls: NONE

Summary table with columns: UVA, CU, Points from Turnovers, Period by Period Scoring

GAME 23 - VIRGINIA 60, MIAMI 38



Official Basketball Box Score - Final
Miami (FL) at Virginia
02/05/24 John Paul Jones Arena, Charlottesville
Virginia vs Miami Men's Basketball

Game Time: 7:00 PM
Game Duration: 1:43
Attendance: 14,165

Officials: Ron Groover, Bert Smith, John Galtney

Table with columns: NO. Name, Min, FG, 3P, FT, Rebounds, Fouls, TP, AS, TO, ST, Blocks, +/-

Shooting By Period table with columns: 1st FG%, 3PT%, FT%, 2nd FG%, 3PT%, FT%, GM FG%, 3PT%, FT%

Technical Fouls: NONE

Table with columns: NO. Name, Min, FG, 3P, FT, Rebounds, Fouls, TP, AS, TO, ST, Blocks, +/-

Shooting By Period table with columns: 1st FG%, 3PT%, FT%, 2nd FG%, 3PT%, FT%, GM FG%, 3PT%, FT%

Technical Fouls: NONE

Summary table with columns: MIA, UVA, Points from Turnovers, Period by Period Scoring

GAME 24 - VIRGINIA 80, FLORIDA STATE 76



Official Basketball Box Score - Final
Virginia at Florida State
02/10/24 Donald L. Tucker Center, Tallahassee
2023-24 Men's Basketball

Game Time: 8:00 PM
Game Duration: 2:10
Attendance: 8,525

Officials: Jamie Luckie, Lee Cassell, Sean Hill

Table with columns: NO. Name, Min, FG, 3P, FT, Rebounds, Fouls, TP, AS, TO, ST, Blocks, +/-

Shooting By Period table with columns: 1st FG%, 3PT%, FT%, 2nd FG%, 3PT%, FT%, GM FG%, 3PT%, FT%

Technical Fouls: NONE

Table with columns: NO. Name, Min, FG, 3P, FT, Rebounds, Fouls, TP, AS, TO, ST, Blocks, +/-

Shooting By Period table with columns: 1st FG%, 3PT%, FT%, 2nd FG%, 3PT%, FT%, GM FG%, 3PT%, FT%

Technical Fouls: NONE

Summary table with columns: UVA, FSU, Points from Turnovers, Period by Period Scoring

GAME 25 - PITTSBURGH 74, NO. 21 VIRGINIA 63



Official Basketball Box Score - Final
Pittsburgh at Virginia
02/13/24 John Paul Jones Arena, Charlottesville
#21 Virginia vs Pitt Men's Basketball

Game Time: 7:00 PM
Game Duration: 1:52
Attendance: 13,858

Officials: Clarence Armstrong, Brian O'Connell, Raymie Styons

Box score table for Pittsburgh vs Virginia, including player names, minutes, FG, 3P, FT, Rebounds, Fouls, TP, AS, TO, ST, Blocks, and +/-.

Shooting By Period table for Pittsburgh vs Virginia, showing 1st, 2nd, 3rd, and GM FG%, 3PT%, and FT%.

Technical Fouls:NONE

Box score table for Virginia vs Pittsburgh, including player names, minutes, FG, 3P, FT, Rebounds, Fouls, TP, AS, TO, ST, Blocks, and +/-.

Shooting By Period table for Virginia vs Pittsburgh, showing 1st, 2nd, 3rd, and GM FG%, 3PT%, and FT%.

Technical Fouls:NONE

Summary statistics table for Pittsburgh vs Virginia, including PIT and UVA points from, PIT and UVA paint, PIT and UVA second chance, PIT and UVA fast breaks, PIT and UVA bench, and PIT and UVA time with lead.

GAME 26 - VIRGINIA 49, WAKE FOREST 47



Official Basketball Box Score - Final
Wake Forest at Virginia
02/17/24 John Paul Jones Arena, Charlottesville
#21 Virginia vs Wake Forest Men's Basketball

Game Time: 12:00 PM
Game Duration: 1:50
Attendance: 14,637

Officials: Bil Covington, Jr., Tony Henderson, Mark Schurz

Box score table for Wake Forest vs Virginia, including player names, minutes, FG, 3P, FT, Rebounds, Fouls, TP, AS, TO, ST, Blocks, and +/-.

Shooting By Period table for Wake Forest vs Virginia, showing 1st, 2nd, 3rd, and GM FG%, 3PT%, and FT%.

Technical Fouls:Miller 2nd 9:11

Box score table for Virginia vs Wake Forest, including player names, minutes, FG, 3P, FT, Rebounds, Fouls, TP, AS, TO, ST, Blocks, and +/-.

Shooting By Period table for Virginia vs Wake Forest, showing 1st, 2nd, 3rd, and GM FG%, 3PT%, and FT%.

Technical Fouls:Team 1st 3:15; Harris 2nd 9:11

Summary statistics table for Wake Forest vs Virginia, including WFU and UVA points from, WFU and UVA paint, WFU and UVA second chance, WFU and UVA fast breaks, WFU and UVA bench, and WFU and UVA time with lead.

GAME 27 - VIRGINIA TECH 75, VIRGINIA 41



Official Basketball Box Score - Final
Virginia at Virginia Tech
02/19/24 Cassell Coliseum, Blacksburg, Va.
2023-24 Men's Basketball

Game Time: 7:01 PM
Game Duration: 1:51
Attendance: 3,925

Officials: Roger Ayers, Lee Cassel, Doug Shous

Box score table for Virginia vs Virginia Tech, including player names, minutes, FG, 3P, FT, Rebounds, Fouls, TP, AS, TO, ST, Blocks, and +/-.

Shooting By Period table for Virginia vs Virginia Tech, showing 1st, 2nd, 3rd, and GM FG%, 3PT%, and FT%.

Technical Fouls:NONE

Box score table for Virginia Tech vs Virginia, including player names, minutes, FG, 3P, FT, Rebounds, Fouls, TP, AS, TO, ST, Blocks, and +/-.

Shooting By Period table for Virginia Tech vs Virginia, showing 1st, 2nd, 3rd, and GM FG%, 3PT%, and FT%.

Technical Fouls:NONE

Summary statistics table for Virginia vs Virginia Tech, including Cavs and Hokies points from, Cavs and Hokies paint, Cavs and Hokies second chance, Cavs and Hokies fast breaks, Cavs and Hokies bench, and Cavs and Hokies time with lead.

GAME 28 - NO. 10 NORTH CAROLINA 54, VIRGINIA 44



Official Basketball Box Score - Final
North Carolina at Virginia
02/24/24 John Paul Jones Arena, Charlottesville
Virginia vs No. 10 North Carolina Men's Basketball

Game Time: 4:00 PM
Game Duration: 2:03
Attendance: 14,637

Officials: Jamie Luckie, Matt Potter, Tony Chazza

Box score table for North Carolina vs Virginia, including player names, minutes, FG, 3P, FT, Rebounds, Fouls, TP, AS, TO, ST, Blocks, and +/-.

Shooting By Period table for North Carolina vs Virginia, showing 1st, 2nd, 3rd, and GM FG%, 3PT%, and FT%.

Technical Fouls:NONE

Box score table for Virginia vs North Carolina, including player names, minutes, FG, 3P, FT, Rebounds, Fouls, TP, AS, TO, ST, Blocks, and +/-.

Shooting By Period table for Virginia vs North Carolina, showing 1st, 2nd, 3rd, and GM FG%, 3PT%, and FT%.

Technical Fouls:NONE

Summary statistics table for North Carolina vs Virginia, including UNC and UVA points from, UNC and UVA paint, UNC and UVA second chance, UNC and UVA fast breaks, UNC and UVA bench, and UNC and UVA time with lead.

GAME 29 - VIRGINIA 72, BOSTON COLLEGE 68



Official Basketball Box Score - Final
Virginia at Boston College
02/29/24 Silvio O. Conte Forum, Chestnut Hill, Mass.
Virginia at Boston College

Game Time: 9:00 PM
Game Duration: 1:59
Attendance: 4,851

Officials: Ron Groover, Bill Covington Jr., Clarence Armstrong

Box score table for Virginia vs Boston College. Columns include NO., Name, Min, FG, 3P, FT, Rebounds, Fouls, TP, AS, TO, ST, Blocks, +/-.

Shooting By Period table for Virginia vs Boston College. Columns include 1st FG%, 3PT%, FT%, 2nd FG%, 3PT%, FT%, GM FG%, 3PT%, FT%.

Box score table for Boston College vs Virginia. Columns include NO., Name, Min, FG, 3P, FT, Rebounds, Fouls, TP, AS, TO, ST, Blocks, +/-.

Shooting By Period table for Boston College vs Virginia. Columns include 1st FG%, 3PT%, FT%, 2nd FG%, 3PT%, FT%, GM FG%, 3PT%, FT%.

Summary statistics table for Game 29. Includes UVA, BC, Points from Turnovers, Paint, Second Chance, Fast Breaks, Bench, and Period by Period Scoring.

GAME 30 - NO. 10 DUKE 73, VIRGINIA 48



Official Basketball Box Score - Final
Virginia at Duke
03/02/24 Cameron Indoor Stadium, Durham, NC
2023-24 Men's Basketball

Game Time: 6:00 PM
Game Duration: 1:50
Attendance: 9,314

Officials: Brian O'Connell, Lamar Simpson, Brent Hampton

Box score table for Virginia vs Duke. Columns include NO., Name, Min, FG, 3P, FT, Rebounds, Fouls, TP, AS, TO, ST, Blocks, +/-.

Shooting By Period table for Virginia vs Duke. Columns include 1st FG%, 3PT%, FT%, 2nd FG%, 3PT%, FT%, GM FG%, 3PT%, FT%.

Box score table for Duke vs Virginia. Columns include NO., Name, Min, FG, 3P, FT, Rebounds, Fouls, TP, AS, TO, ST, Blocks, +/-.

Shooting By Period table for Duke vs Virginia. Columns include 1st FG%, 3PT%, FT%, 2nd FG%, 3PT%, FT%, GM FG%, 3PT%, FT%.

Summary statistics table for Game 30. Includes UVA, Duke, Points from Turnovers, Paint, Second Chance, Fast Breaks, Bench, and Period by Period Scoring.

GAME 31 - VIRGINIA 72, GEORGIA TECH 57



Official Basketball Box Score - Final
Georgia Tech at Virginia
03/09/24 John Paul Jones Arena, Charlottesville
Virginia vs Georgia Tech Men's Basketball

Game Time: 8:00 PM
Game Duration: 1:45
Attendance: 15,877

Officials: Lee Cassel, A.J. Desai, Isaac Barnett

Box score table for Georgia Tech vs Virginia. Columns include NO., Name, Min, FG, 3P, FT, Rebounds, Fouls, TP, AS, TO, ST, Blocks, +/-.

Shooting By Period table for Georgia Tech vs Virginia. Columns include 1st FG%, 3PT%, FT%, 2nd FG%, 3PT%, FT%, GM FG%, 3PT%, FT%.

Box score table for Virginia vs Georgia Tech. Columns include NO., Name, Min, FG, 3P, FT, Rebounds, Fouls, TP, AS, TO, ST, Blocks, +/-.

Shooting By Period table for Virginia vs Georgia Tech. Columns include 1st FG%, 3PT%, FT%, 2nd FG%, 3PT%, FT%, GM FG%, 3PT%, FT%.

Summary statistics table for Game 31. Includes GAT, UVA, Points from Turnovers, Paint, Second Chance, Fast Breaks, Bench, and Period by Period Scoring.

GAME 32 - VIRGINIA 66, BOSTON COLLEGE 60 OT



Official Basketball Box Score - Final
Boston College at Virginia
03/14/24 Capital One Arena, Washington
2023-24 Men's Basketball

Game Time: 9:30 PM
Game Duration: 2:08
Attendance: 17,627

Officials: Ted Valentine, Jamie Luckie, Raymie Squires

Box score table for Boston College vs Virginia. Columns include NO., Name, Min, FG, 3P, FT, Rebounds, Fouls, TP, AS, TO, ST, Blocks, +/-.

Shooting By Period table for Boston College vs Virginia. Columns include 1st FG%, 3PT%, FT%, 2nd FG%, 3PT%, FT%, GM FG%, 3PT%, FT%.

Box score table for Virginia vs Boston College. Columns include NO., Name, Min, FG, 3P, FT, Rebounds, Fouls, TP, AS, TO, ST, Blocks, +/-.

Shooting By Period table for Virginia vs Boston College. Columns include 1st FG%, 3PT%, FT%, 2nd FG%, 3PT%, FT%, GM FG%, 3PT%, FT%.

Summary statistics table for Game 32. Includes BOS, VIR, Points from Turnovers, Paint, Second Chance, Fast Breaks, Bench, and Period by Period Scoring.

GAME 33 - NC STATE 73, VIRGINIA 65 OT

GAME 34 VS. COLORADO STATE



Official Basketball Box Score - Final  
**NC State at Virginia**  
 03/15/24 Capital One Arena, Washington  
 2023-24 Men's Basketball

Game Time: 9:30 PM  
 Game Duration: 2:19  
 Attendance: 18,722

Officials: Roger Ayers, Tony Henderson, A.J. Desai

NC State - 73													Record: 21-14															
NO.	Name	Min	FG	3P	FT	Rebounds			Fouls		TP	AS	TO	ST	Blocks		+/-	Shooting By Period										
			M-A	M-A	M-A	OR	DR	TOT	PF	FD					BS	BA	+/-	1 <sup>st</sup>	2 <sup>nd</sup>	3 <sup>rd</sup>								
23	Mohamed Diarra	F 37:52	4-11	1-5	0-0	3	9	12	2	0	9	1	1	0	1	0	-3	13-24	54.2%	1-6	16.7%							
30	D.J. Burns Jr.	F 24:29	8-11	0-0	3-3	0	5	5	2	4	19	1	1	0	1	0	1	2-3	66.7%									
1	Jayden Taylor	G 27:14	1-2	0-0	0-0	0	1	1	0	0	2	1	1	0	1	0	7	10-27	37.0%									
12	Michael O'Connell	G 36:28	5-9	2-5	0-0	0	3	3	4	2	12	3	3	1	1	0	13	2-11	18.2%									
14	Casey Morsell	G 35:09	4-8	0-2	3-3	1	3	4	1	2	11	1	0	2	0	0	0	7-7	100%									
0	DJ Horne	40:20	2-9	0-5	4-4	0	3	3	0	2	8	2	2	2	1	1	11	5-7	71.4%									
34	Ben Middlebrooks	20:04	4-8	0-0	4-5	2	4	6	3	3	12	0	0	3	2	2	7	0-0	0.0%									
10	Breon Pass	03:25	0-0	0-0	0-0	0	1	1	0	0	0	1	0	0	1	0	4	5-5	100%									
Team						2 1 3					0 0						28-58			48.3%								
<b>Totals</b>			<b>28-58</b>			<b>3-17</b>			<b>14-15</b>			<b>8 30 38</b>			<b>12 13</b>		<b>73</b>			<b>10 8 8 8 3 8</b>			<b>3-17</b>			<b>17.6%</b>		

Technical Fouls: NONE  
 Dead Ball Rebounds: 1, 0

Virginia - 65													Record: 23-10															
NO.	Name	Min	FG	3P	FT	Rebounds			Fouls		TP	AS	TO	ST	Blocks		+/-	Shooting By Period										
			M-A	M-A	M-A	OR	DR	TOT	PF	FD					BS	BA	+/-	1 <sup>st</sup>	2 <sup>nd</sup>	3 <sup>rd</sup>								
22	Jordan Minor	F 32:29	2-6	0-0	0-0	5	4	9	4	1	4	1	2	1	0	2	10	11-28	39.3%	4-11	36.4%							
2	Reece Beekman	G 42:05	6-13	1-3	4-7	0	4	4	1	4	17	11	3	2	0	1	-8	3-3	100%									
10	Taine Murray	G 29:25	3-9	2-5	0-0	0	1	1	1	1	8	1	0	0	0	2	-9	11-27	40.7%									
11	Isaac McKneely	G 41:16	8-15	5-9	2-4	0	3	3	1	4	23	2	0	0	0	1	-5	4-10	40.0%									
13	Ryan Dunn	G 38:12	5-10	0-2	0-0	4	5	9	2	0	10	1	1	0	2	0	-1	3-8	37.5%									
4	Andrew Rohde	18:40	0-5	0-5	0-0	0	4	4	0	1	0	2	1	0	0	0	1	3-11	27.3%									
34	Jacob Groves	13:25	1-6	1-4	0-0	0	0	0	3	0	3	1	1	1	0	1	-19	1-7	14.3%									
0	Blake Buchanan	05:09	0-0	0-0	0-0	0	1	1	1	0	0	0	0	0	1	0	-5	0-0	0%									
1	Dante Harris	04:19	0-2	0-0	0-0	0	0	0	0	1	0	0	0	1	0	1	-4	25-66	37.9%									
Team						4 0 4					0 1						25-66			32.1%								
<b>Totals</b>			<b>25-66</b>			<b>9-28</b>			<b>6-11</b>			<b>13 22 35</b>			<b>13 12</b>		<b>65</b>			<b>19 9 5 3 8 -8</b>			<b>6-11</b>			<b>54.5%</b>		

Technical Fouls: NONE  
 Dead Ball Rebounds: 3, 0

	NCS	UVA
Biggest lead	8 (1 <sup>st</sup> OT 0:10)	7 (2 <sup>nd</sup> 4:19)
Best Scoring Run	9 (1 <sup>st</sup> OT 0:10)	6 (1 <sup>st</sup> 2:06)
Lead Changes	9	
Times Tied	10	
Time with Lead	16:40	20:05

Points from	NCS	UVA
Turnovers	11	6
Paint	40	26
Second Chance	9	17
Fast Breaks	7	0
Bench	20	3

Period by Period Scoring				
	1st	2nd	OT1	TOT
NCS	29	29	15	73
UVA	29	29	7	65

# THE LAST TIME

## VIRGINIA INDIVIDUALS

- **Scored 30 points:** Kyle Guy vs. Marshall (12/31/18)
- **Scored 40 points:** Sean Singletary (41) at Miami (3/1/08)
- **Two players with 20 points:** Isaac McKneely (29) and Reece Beekman (21) vs. Florida State (2/10/24)
- **Three players with 20 points:** Chris Williams (27), Roger Mason, Jr. (22) and Donald Hand (20) vs. Duke (1/5/00)
- **Four players with 20 points:** Chris Williams (23), Donald Hand (22), Adam Hall (21) and Travis Watson (20) vs. Georgetown (3/15/00)
- **A player with back-to-back 25-point games:** Joe Harris, 26 vs. Virginia Tech (2/12/13), 27 at North Carolina (2/16/13)
- **One player scored in double figures:** Isaac McKneely (11) at Virginia Tech (2/19/24)
- **No players scored in double figures:** vs. Florida (3/18/17)
- **Five players scored in double figures:** Ryan Dunn (13), Taine Murray (11), Reece Beekman (11), Jordan Minor (10), Isaac McKneely (10) vs. NC State (1/24/24)
- **Six players scored in double figures:** Sean Singletary (27), Adrian Joseph (13), Jamil Tucker (13), Mamadi Diane (12), Calvin Baker (11) and Laurynas Mikalauskas (11) vs. Maryland (3/9/08)
- **Seven players scored in double figures:** Cornel Parker (20), Junior Burrough (15), Ted Jeffries (14), Cory Alexander (13), Jason Williford (12), Yuri Barnes (11) and Doug Smith (11) vs. Clemson (1/13/93)
- **Had 15 rebounds:** Mike Tobey (20) vs. Louisville (3/5/16)
- **Had 20 rebounds:** Mike Tobey (20) vs. Louisville (3/5/16)
- **Had 25 rebounds:** Bob Mortell (25) vs. Washington & Lee (2/27/60)
- **Two players with 10 rebounds:** Francisco Caffaro (12) and Jayden Gardner (10) at Notre Dame (1/29/22)
- **Three players with 10 rebounds:** Jay Huff (12), Kihei Clark (11) and Braxton Key (10) at Syracuse (11/6/19)
- **Double-Double:** Reece Beekman (17 points, 11 assists) vs. NC State (3/15/24)
- **Two players had a double-double:** Jayden Gardner (22 points, 10 rebounds) and Francisco Caffaro (11 points and 12 rebounds) at Notre Dame (1/29/22)
- **Three players had a double-double:** Jason Williford (10 pts, 15 rebs), Ted Jeffries (23 pts, 10 rebs), and Cornel Parker (11 pts, 11 rebs) at William & Mary (1/25/93)
- **Double-Double with points and assists:** Reece Beekman (17 points, 11 assists) vs. NC State (3/15/24)
- **Triple-Double:** Ralph Sampson (15 pts, 22 rebs, 10 blks) vs. Old Dominion (12/29/79)
- **Three Double-Doubles in a row:** Sam Hauser [3] (13 pts, 10 rebs) at Notre Dame (12/30/20), (16 pts, 11 rebs) vs. Wake Forest (1/6/21), (17 pts, 10 rebs) at Boston College (1/9/21)
- **Four Double-Doubles in a row:** Mike Scott [5] (27 pts, 15 rebs) vs. Oklahoma (11/23/10), (16 pts, 10 rebs) vs. Wichita State (11/24/10), (17 pts, 12 rebs) at Minnesota (11/29/10), (21 pts, 13 rebs) at Virginia Tech (12/5/10), (10 pts, 13 rebs) vs. Radford (12/7/10)
- **20 points and 20 rebounds:** Travis Watson (21 points, 20 rebounds) vs. Wofford (1/2/03)
- **20 points and 10 rebounds:** Jayden Gardner (23 points, 12 rebounds) vs. Clemson (3/10/23)
- **13 assists:** Kihei Clark (13) vs. Navy (12/29/19)
- **10 assists:** Reece Beekman (11) vs. NC State (3/15/24)
- **5 blocked Shots:** Ryan Dunn (5) at Duke (3/2/24)
- **5 steals:** Reece Beekman (5) at Louisville (1/27/24)
- **Led UVA in points, rebounds and assists:** Reece Beekman (21 points, 6 rebounds, 9 assists) vs. Georgia Tech (3/9/24)
- **Hit a last second shot to win a game:** Reece Beekman at Duke (2/7/22) [3-pointer with 1.1 seconds remaining]
- **Played more than 40 minutes:** Reece Beekman (43) vs. Boston College (3/14/24)
- **Played all 40 minutes:** Kihei Clark (40), vs. St. Bonaventure (3/22/22)

## VIRGINIA TEAM

- **Won in Overtime:** 66-60 vs. Boston College (3/14/24)
- **Lost in Overtime:** 73-65 vs. NC State (3/15/24)
- **Played Two Overtimes:** at Virginia Tech, 80-78 2 OT (2/12/17)
- **Played Three Overtimes:** vs. Georgetown, L 115-111 (3/15/00)
- **Shot 70 percent for a half:** 70.4% (19-27) vs. Austin Peay - 1st Half (11/13/17)
- **Shot 60 percent in a game:** 60% (30-50) vs. Miami (2/5/22)
- **Shot less than 30 percent in a game:** 27.6% (16-58) vs. North Carolina (2/24/24)
- **Shot 100 percent from the free throw line:** 100% (6-6) vs. Texas A&M (11/29/23)
- **Shot 70 percent from 3-point line:** 72% (18-25) at Syracuse (3/4/19)
- **Shot less than 30 percent in a half:** 23.1% (6-26) in 1st Half at Duke (3/2/24)
- **Shot less than 20 percent in a half:** 16.7% (5-30) in 1st Half vs. North Carolina (2/24/24)
- **Shot 55 percent or better and lost:** 58.5% (31-53) at North Carolina (2/16/13)
- **Shot 50 percent or better and lost:** 52.6% (30-57) vs. Iowa (11/29/21)
- **Attempted 50 FTs:** 52 (made 34) vs. Howard (12/12/94)
- **Attempted 35 3-pointers:** 38 (11-38) vs. Va. Tech (2/10/18)
- **Did Not Attempt a FT:** 0 vs. Wisconsin (11/27/17)
- **Made 30 FTs:** 31 (31 of 36) vs. Tennessee (3/18/07)
- **Made 15 3-pt FGs:** 15 at Wake Forest (1/21/23)
- **Failed to make a 3-pt FG:** vs. Louisville (0 of 6) (3/9/22)
- **Had 50 rebounds:** 54 vs. NC State (1/24/24)
- **Had 20 offensive rebounds:** 20 vs. NC State (1/24/24)
- **Had 25 assists:** 26 vs. Iowa State (3/25/16)
- **Had 15 steals:** 15 vs. Florida (11/10/23)
- **Had 10 blocks:** 13 vs. Wake Forest (2/17/24)
- **Had 10 steals & 10 blocks:** 13 steals & 10 blocks vs. Texas Southern (11/16/23)
- **Led by 30 points at halftime:** 30 vs. North Carolina A&T (11/14/23)
- **Scored 50 pts in a half:** 56 vs. Baylor, 2nd half (11/18/22)
- **Scored 60 pts in a half:** 60 vs. Gonzaga, 1st half (1/3/07)
- **Scored 70 pts in a half:** 70 vs. Coastal Carolina, 2nd half (11/20/00)
- **Scored 100 pts (ACC):** 103 vs. Maryland (1/16/07)
- **Scored 100 pts (non-conf):** 100 vs. Marshall (12/31/18)
- **Scored under 20 pts in 1st half:** 18 at Duke (3/2/24)
- **Scored under 20 pts in 2nd half:** 19 at North Carolina (2/18/17)
- **Scored under 50 pts in a game:** 48 at Duke (3/2/24)
- **Defeated top-5 opponent:** 86-79 vs. #5 Baylor (11/18/22)
- **Defeated top-5 opponent on the road:** 65-63 at #4 Duke (1/27/18)
- **Defeated top-5 opponent at neutral site:** 86-79 vs. #5 Baylor (11/18/22)
- **Defeated top-ranked opponent:** 86-73 vs. #1 North Carolina (1/30/86)
- **Won when trailing by 16 points:** Trained 32-16 during 63-61 vs. Ohio State (11/30/16)
- **Won when trailing by 17 points:** Trained 31-14 during 61-58 overtime win vs. Maryland (3/10/13)
- **All five starters scored all of the points:** vs. Texas A&M (11/29/23)

## OPPONENT INDIVIDUALS

- **Scored 30 points:** Buddy Boeheim (31), Syracuse (3/11/21)
- **Scored 35 points:** Carsen Edwards (42), Purdue (3/30/19)
- **Scored 40 points:** Carsen Edwards (42), Purdue (3/30/19)
- **Scored 50 points:** Len Chappell (50), Wake (2/12/62)
- **Two players with 20 points:** Jericole Hellems (21) and Tarquavion Smith (20) at NC State (1/22/22)
- **Two players with 25 points:** Corey Kispert (32) and Drew Timme (29) vs. Gonzaga (12/26/20)
- **Three players with 20 points:** Jordan McRae (21), Jarnell Stokes (20) and Josh Richardson (20) at Tennessee (12/30/13)
- **Two players with 30 points:** Trevor Powell (31) and Tony Smith (31) at Marquette (2/3/90)
- **No players scored in double figures:** Texas Southern (11/16/23)
- **Five players scored in double figures:** Jarace Walker (17), Marcus Sasser (13), Tramon Mark (13), Jamal Shead (11), J'Wan Roberts (10) vs. Houston (12/17/22)
- **Six players scored in double figures:** C.J. Harris (15), Ari Stewart (12), Travis McKie (12), J.T. Terrell (11), Ty Walker (11), Gary Clark (10), at Wake Forest (1/29/11)
- **Seven players scored in double figures:** Stanley Burrell (15), Drew Lavender (13), C.J. Anderson (12), B.J. Raymond (12), Josh Duncan (11), Charles Bronson (11) and Jason Love (10), at Xavier (1/3/08)
- **Double-Double:** Quinten Post (23 points, 13 rebounds) vs. Boston College (3/14/24)
- **Double-Double with points and assists:** Keifer Sykes (21 pts, 10 assists) at Green Bay (12/7/13)
- **Two players had a double-double:** Marvin Bagley III (30 pts, 14 rebs) & Wendell Carter Jr. (14 pts, 15 rebs), Duke (1/27/18)
- **Player had 20 points and 20 rebounds:** Armando Bacot (29 points, 22 rebounds), North Carolina (1/8/222)
- **Had 15 rebounds:** Armando Bacot (16), North Carolina (2/20/20)
- **Had 20 rebounds:** Armando Bacot (22), North Carolina (1/8/22)
- **Had 10 assists:** Keifer Sykes (10), at Green Bay (12/7/13)
- **5 Blocked Shots:** Efton Reid (5), Wake Forest (1/13/24)
- **5 Steals:** Jordan Miller (7), Miami (2/5/22) & Jose Alvarado (6), Georgia Tech (1/23/21)
- **Hit a last second shot to win a game:** JP Pegues, Furman (3/16/23), 3-pointer with 2.2 seconds remaining

## OPPONENT TEAM

- **Shot less than 30 percent in a game:** 28.6% (14-49), Miami (2/5/24)
- **Shot less than 30 percent in a game (ACC):** 28.6% (14-49), Miami (2/5/24)
- **Shot 60 percent in a game:** 60% (30-50) at NC State (1/22/22)
- **Shot 55 percent or better and lost:** 55.3% (26-47), Cleveland State (11/25/09)
- **Scored 100 pts:** 106, Washington (11/22/10)
- **Scored 90 pts in an ACC game:** 93, North Carolina (2/16/13)
- **Scored 60 pts in a half:** 60, at Miami, 2nd half (3/1/08)
- **Scored 50 pts in a half:** 54, vs. Gonzaga, 2nd half (12/26/21)
- **Scored 45 pts in the first half:** 45, at Florida State (2/15/21)
- **Scored under 10 pts in 1st half:** 7, at Pitt (2/24/18)
- **Scored under 20 pts in 1st half:** 17, vs. Miami (2/5/24)
- **Scored under 20 pts in 2nd half:** 19, vs. Texas Southern (11/16/23)
- **Scored under 40 pts in a game:** 38, vs. Miami (2/5/24)
- **Had 25 assists:** 27, at Xavier (1/3/08)
- **Had 20 offensive rebounds:** 20, vs. Wisconsin (11/20/23)
- **Had 15 steals:** 15, Memphis (12/19/23)
- **Had 10 blocks:** 10 at Maryland (3/5/11)
- **Failed to make a 3-pt FG:** Georgia Tech (1/22/15)





# BLAKE BUCHANAN

Fr. • F • 6-11 • 225 • C'ouer d'Alene, Idaho • Lake City

## 2023-24 SEASON

- Grabbed four rebounds in collegiate debut vs. Tarleton State (11/6/23)
- Tallied 18 points (10 of 16 FTs) and seven rebounds vs. Florida (11/10/23)
- Recorded six points and three rebounds in first career start vs. North Carolina A&T (11/14/23)
- Blocked three shots vs. Texas Southern (11/16/23)
- Collected nine points, six rebounds and two steals vs. NCCU (12/5/23)
- Recorded five rebounds and one blocked shot vs. Morgan State (12/27/23)
- Tallied six points and five rebounds vs. Louisville (1/3/24)
- Scored four points and had five rebounds in start at NC State (1/6/24)
- Registered eight points (4-5 FG) and three rebounds vs. Virginia Tech (1/17/24)
- Netted four points along with eight rebounds vs. NC State (1/24/24)
- Contributed four points, five rebounds and two steals at Louisville (1/27/24)
- Recorded two points and five rebounds vs. Notre Dame (1/31/24)
- Collected six points, two rebounds, two blocked shots and one steal vs. Miami (2/5/24)
- Tallied four points and five rebounds at Florida State (2/10/24)
- Registered six points, seven rebounds and two blocked shots vs. Wake Forest (2/17/24)
- Chipped in five points, two rebounds and two blocked shots at Boston College (2/28/24)
- Blocked two shots vs. Boston College (3/14/24)

## CAREER STATS/HIGHLIGHTS

SEASON TEAM	GP-GS	MIN	Field Goals			3-Point		F-Throws		Rebounds				PF-FO			TO BLK STL			Scoring	
			FG-FGA	FG%	3FG-3FGA	3FG%	FT-FTA	FT%	OFF	DEF	TOT	AVG	PF-3	FO	TO	BLK	STL	PTS	AVG		
2023-24 UVA	33-6	500	15.1	45-110	.409	0-0	.000	23-46	.500	42	63	105	3.2	62-3	12	15	30	13	113	3.4	
<b>TOTAL</b>	<b>33-6</b>	<b>500</b>	<b>15.1</b>	<b>45-110</b>	<b>.409</b>	<b>0-0</b>	<b>.000</b>	<b>23-46</b>	<b>.500</b>	<b>42</b>	<b>63</b>	<b>105</b>	<b>3.2</b>	<b>62-3</b>	<b>12</b>	<b>15</b>	<b>30</b>	<b>13</b>	<b>113</b>	<b>3.4</b>	

### Single Game Highs

Statistic	Value	
Points	18	vs Florida 11/10/23
Rebounds	8	vs NC State 01/24/24
Assists	2	vs N.C. A&T 11/14/23
Steals	2	vs N.C. Central 12/05/23, vs Northeastern 12/16/23, at Louisville 01/27/24
Blocks	3	vs Texas Southern 11/16/23
FG Made	4	vs Florida 11/10/23, vs N.C. Central 12/05/23, vs Virginia Tech 01/17/24
FG Attempts	7	4 times
FT Made	10	vs Florida 11/10/23
FT Attempts	16	vs Florida 11/10/23

## 2023-24 BUCHANAN GAME-BY-GAME

Opponent	Date	GS	MIN	Total		3-Pointers		Free throws		Rebounds				PF			TO BLK STL			PTS	
				FG-FGA	PCT	3FG-3FGA	PCT	FT-FTA	PCT	OFF	DEF	TOT	AVG	PF	A	TO	BLK	STL	PTS	AVG	
Tarleton St.	11/06/2023		16:56	0-2	.000	0-0	.000	1-4	.250	0	4	4	4.0	2	0	1	1	0	1	1.0	
vs Florida	11/10/2023		26:52	4-7	.571	0-0	.000	10-16	.625	5	2	7	5.5	2	1	1	0	0	18	9.5	
N.C. A&T	11/14/2023	*	15:10	3-6	.500	0-0	.000	0-0	.000	1	2	3	4.7	2	2	0	1	1	6	8.3	
Texas Southern	11/16/2023	*	22:00	1-2	.500	0-0	.000	3-5	.600	2	2	4	4.5	2	0	1	3	1	5	7.5	
vs Wisconsin	11/20/2023	*	14:29	0-2	.000	0-0	.000	0-0	.000	2	1	3	4.2	1	0	1	2	0	0	6.0	
vs West Virginia	11/22/2023	*	13:55	0-2	.000	0-0	.000	2-2	1.000	0	2	2	3.8	5	0	1	2	0	2	5.3	
Texas A&M	11/29/2023		05:32	0-0	.000	0-0	.000	0-0	.000	2	0	2	3.6	2	0	2	0	1	0	4.6	
Syracuse	12/02/2023		12:41	2-3	.667	0-0	.000	2-2	1.000	1	0	1	3.3	1	0	1	0	1	6	4.8	
N.C. Central	12/05/2023		25:03	4-7	.571	0-0	.000	1-2	.500	3	3	6	3.6	2	1	1	1	2	9	5.2	
Northeastern	12/16/2023		16:05	1-1	1.000	0-0	.000	1-4	.250	1	0	1	3.3	0	1	0	0	2	3	5.0	
at Memphis	12/19/2023		06:00	0-1	.000	0-0	.000	0-0	.000	0	2	2	3.2	2	1	1	0	0	0	4.5	
Morgan St.	12/27/2023		13:06	0-3	.000	0-0	.000	0-0	.000	3	2	5	3.3	1	1	1	1	0	0	4.2	
at Notre Dame	12/30/2023		08:34	0-3	.000	0-0	.000	0-0	.000	0	1	1	3.2	3	0	0	1	0	0	3.8	
Louisville	01/03/2024		19:14	2-5	.400	0-0	.000	2-2	1.000	1	4	5	3.3	3	1	0	1	0	6	4.0	
at NC State	01/06/2024	*	23:24	2-3	.667	0-0	.000	0-2	.000	1	4	5	3.4	2	0	0	0	1	4	4.0	
at Wake Forest	01/13/2024		07:57	0-3	.000	0-0	.000	0-0	.000	0	1	1	3.3	0	0	0	1	0	0	3.8	
Virginia Tech	01/17/2024		11:22	4-5	.800	0-0	.000	0-0	.000	1	2	3	3.2	0	1	0	0	0	8	4.0	
at Georgia Tech	01/20/2024		05:35	0-1	.000	0-0	.000	0-0	.000	0	1	1	3.1	0	0	0	0	0	0	3.8	
NC State	01/24/2024		14:07	2-5	.400	0-0	.000	0-0	.000	3	5	8	3.4	1	0	0	1	0	4	3.8	
at Louisville	01/27/2024		13:50	2-2	1.000	0-0	.000	0-0	.000	0	1	1	3.3	5	0	1	1	2	4	3.8	
Notre Dame	01/31/2024		09:07	1-2	.500	0-0	.000	0-0	.000	3	2	5	3.3	0	1	1	0	0	2	3.7	
at Clemson	02/03/2024		11:34	1-2	.500	0-0	.000	0-0	.000	2	0	2	3.3	2	0	0	0	0	2	3.6	
Miami (FL)	02/05/2024		22:25	3-7	.429	0-0	.000	0-0	.000	0	2	2	3.2	3	0	0	2	1	6	3.7	
at Florida St.	02/10/2024		24:25	2-4	.500	0-0	.000	0-0	.000	3	2	5	3.3	1	0	0	0	0	4	3.8	
Pittsburgh	02/13/2024		13:07	2-3	.667	0-0	.000	0-0	.000	0	1	1	3.2	1	1	1	1	1	4	3.8	
Wake Forest	02/17/2024		20:36	3-7	.429	0-0	.000	0-3	.000	4	3	7	3.3	2	0	1	2	0	6	3.8	
at Virginia Tech	02/19/2024		17:19	0-5	.000	0-0	.000	0-0	.000	1	4	5	3.4	3	0	0	2	0	0	3.7	
North Carolina	02/24/2024		15:08	1-3	.333	0-0	.000	0-0	.000	0	1	1	3.3	1	0	0	1	0	2	3.6	
at Boston College	02/28/2024		18:24	2-3	.667	0-0	.000	1-2	.500	1	1	2	3.3	5	0	0	2	0	5	3.7	
at Duke	03/02/2024		17:04	1-4	.250	0-0	.000	0-2	.000	1	3	4	3.3	1	0	0	0	0	2	3.6	
Georgia Tech	03/09/2024		17:42	1-4	.250	0-0	.000	0-0	.000	0	2	2	3.3	3	0	0	1	0	2	3.6	
vs Boston College	03/14/2024	*	15:47	1-3	.333	0-0	.000	0-0	.000	1	2	3	3.3	3	1	0	2	0	2	3.5	
vs NC State	03/15/2024		05:09	0-0	.000	0-0	.000	0-0	.000	0	1	1	3.2	1	0	0	1	0	0	3.4	
<b>Totals</b>		<b>6</b>	<b>499:40</b>	<b>45-110</b>	<b>.409</b>	<b>0-0</b>	<b>.000</b>	<b>23-46</b>	<b>.500</b>	<b>42</b>	<b>63</b>	<b>105</b>	<b>3.2</b>	<b>62</b>	<b>12</b>	<b>15</b>	<b>30</b>	<b>13</b>	<b>113</b>	<b>3.4</b>	



# 1 DANTE HARRIS

R-Jr. • G • 6-0 • 171 • Washington, D.C. • Georgetown

## 2023-24 SEASON

- Scored seven points along with three assists in UVA debut vs. Tarleton State (11/6/23)
- Recorded six points and two assists vs. Florida (11/10/23)
- Totaled five rebounds, three assists, two steals and two blocked shots vs. North Carolina A&T (11/14/23)

- Scored six points on a pair of 3-pointers and added four rebounds vs. Texas Southern (11/16/23)
- Tallied five points and five assists in return to action vs. Virginia Tech (1/17/24) after missing 10 games with an ankle injury
- Netted four points in road win at Georgia Tech (1/20/24)
- Tallied four points and three assists vs. Notre Dame (1/31/24)
- Dished out three assists vs. Miami (2/5/24)
- Recorded two points and four assists at Florida State (2/10/24)
- Registered six points, three rebounds, two assists and two steals at Virginia Tech (2/19/24)
- Grabbed a season-high six rebounds at No. 10 Duke (3/2/24)
- Scored four points along with two rebounds and two steals vs. Georgia Tech (3/9/24)
- Scored four points vs. Boston College (3/14/24)

## CAREER STATS/HIGHLIGHTS

SEASON	TEAM	GP-GS	MIN	Field Goals			3-Point			F-Throws		Rebounds				Scoring				
				FG-FGA	FG%	3FG-3FGA	3FG%	FT-FTA	FT%	OFF	DEF	TOT	AVG	PF-FO	A	TO	BLK	STL	PTS	AVG
2020-21	GTown	26-21	789/30.4	76-218	.349	20-77	.260	35-39	.897	15	74	89	3.4	41-0	82	59	1	30	207	8.0
2021-22	GTown	29-29	934/32.2	130-347	.375	28-102	.275	56-75	.747	13	91	104	3.6	53-1	118	74	2	44	344	11.9
2023-24	UVa	23-1	322/14.0	23-80	.288	2-19	.105	9-20	.450	5	43	48	2.1	25-0	33	16	5	17	57	2.5
<b>TOTAL FOR UVa</b>		<b>23-1</b>	<b>322/14.0</b>	<b>23-80</b>	<b>.288</b>	<b>2-19</b>	<b>.105</b>	<b>9-20</b>	<b>.450</b>	<b>5</b>	<b>43</b>	<b>48</b>	<b>2.1</b>	<b>25-0</b>	<b>33</b>	<b>16</b>	<b>5</b>	<b>17</b>	<b>57</b>	<b>2.5</b>
<b>TOTAL</b>		<b>78-51</b>	<b>2045/26.2</b>	<b>229-645</b>	<b>.355</b>	<b>50-198</b>	<b>.253</b>	<b>100-134</b>	<b>.746</b>	<b>33</b>	<b>208</b>	<b>241</b>	<b>3.1</b>	<b>119-1</b>	<b>233</b>	<b>149</b>	<b>8</b>	<b>91</b>	<b>608</b>	<b>7.8</b>

### Single Game Highs

Statistic	Value	
Points	23	at Creighton 02/14/22, vs UConn 02/27/22
Rebounds	9	vs St. John's (NY) 02/03/22
Assists	8	vs Seton Hall 02/20/21, at DePaul 02/09/22
Steals	5	vs Marquette 03/10/21
Blocks	2	vs N.C. A&T 11/14/23
FG Made	9	at Creighton 02/14/22
FG Attempts	24	at Creighton 02/14/22
3FG Made	3	4 times
3FG Attempts	7	vs Villanova 01/22/22
FT Made	9	vs Marquette 01/07/22
FT Attempts	10	vs Marquette 01/07/22

## 2023-24 HARRIS GAME-BY-GAME

Opponent	Date	GS	MIN	Total		3-Pointers		Free throws		Rebounds				PF	A	TO	BLK	STL	PTS	AVG
				FG-FGA	PCT	3FG-3FGA	PCT	FT-FTA	PCT	OFF	DEF	TOT	AVG							
Tarleton St.	11/06/2023		23:31	1-3	.333	0-0	.000	5-8	.625	1	2	3	3.0	3	1	0	0	1	7	7.0
vs Florida	11/10/2023		15:17	3-5	.600	0-1	.000	0-0	.000	0	0	0	1.5	1	2	0	0	2	6	6.5
N.C. A&T	11/14/2023		25:09	0-2	.000	0-0	.000	2-4	.500	0	5	5	2.7	2	3	3	2	2	2	5.0
Texas Southern	11/16/2023	*	27:03	2-6	.333	2-2	1.000	0-0	.000	0	4	4	3.0	2	2	2	0	1	6	5.3
vs Wisconsin	11/20/2023		17:21	0-3	.000	0-1	.000	0-0	.000	0	1	1	2.6	1	0	2	0	0	0	4.2
vs West Virginia	11/22/2023		08:35	0-1	.000	0-1	.000	0-0	.000	0	2	2	2.5	1	0	0	0	0	0	3.5
Virginia Tech	01/17/2024		16:57	2-5	.400	0-2	.000	1-3	.333	0	2	2	2.4	3	5	0	1	1	5	3.7
at Georgia Tech	01/20/2024		10:48	2-6	.333	0-2	.000	0-0	.000	0	1	1	2.3	0	0	0	0	0	4	3.8
NC State	01/24/2024		19:30	0-5	.000	0-1	.000	0-0	.000	0	3	3	2.3	2	2	1	0	0	0	3.3
at Louisville	01/27/2024		08:39	0-2	.000	0-0	.000	0-0	.000	0	1	1	2.2	1	2	1	0	0	0	3.0
Notre Dame	01/31/2024		12:36	2-4	.500	0-1	.000	0-0	.000	0	0	0	2.0	1	3	0	1	0	4	3.1
at Clemson	02/03/2024		05:33	0-1	.000	0-0	.000	0-1	.000	0	1	1	1.9	0	1	0	0	0	0	2.8
Miami (FL)	02/05/2024		13:52	0-1	.000	0-0	.000	0-0	.000	0	2	2	1.9	1	3	0	1	1	0	2.6
at Florida St.	02/10/2024		10:29	1-4	.250	0-2	.000	0-0	.000	1	2	3	2.0	1	4	2	0	0	2	2.6
Pittsburgh	02/13/2024		10:00	0-2	.000	0-0	.000	0-0	.000	0	2	2	2.0	0	2	0	0	1	0	2.4
Wake Forest	02/17/2024		11:46	1-2	.500	0-0	.000	0-0	.000	0	1	1	1.9	3	0	2	0	1	2	2.4
at Virginia Tech	02/19/2024		24:04	3-8	.375	0-2	.000	0-0	.000	0	3	3	2.0	0	2	1	0	2	6	2.6
North Carolina	02/24/2024		09:22	1-4	.250	0-0	.000	0-0	.000	2	2	4	2.1	0	0	0	0	2	2	2.6
at Boston College	02/28/2024		10:18	1-2	.500	0-1	.000	0-0	.000	0	1	1	2.1	3	0	0	0	0	2	2.5
at Duke	03/02/2024		10:41	0-3	.000	0-1	.000	1-2	.500	0	6	6	2.3	0	0	1	0	0	1	2.5
Georgia Tech	03/09/2024		16:17	2-7	.286	0-2	.000	0-0	.000	0	2	2	2.2	0	1	0	0	2	4	2.5
vs Boston College	03/14/2024		10:07	2-2	1.000	0-0	.000	0-2	.000	1	0	1	2.2	0	0	1	0	0	4	2.6
vs NC State	03/15/2024		04:19	0-2	.000	0-0	.000	0-0	.000	0	0	0	2.1	0	0	0	0	1	0	2.5
<b>Totals</b>		<b>1</b>	<b>322:15</b>	<b>23-80</b>	<b>.288</b>	<b>2-19</b>	<b>.105</b>	<b>9-20</b>	<b>.450</b>	<b>5</b>	<b>43</b>	<b>48</b>	<b>2.1</b>	<b>25</b>	<b>33</b>	<b>16</b>	<b>5</b>	<b>17</b>	<b>57</b>	<b>2.5</b>



# 2 REECE BEEKMAN

Sr. • G • 6-3 • 194 • Milwaukee, Wis. • Scotlandville Magnet (La.)

## 2023-24 SEASON

- ACC Defensive Player of the Year
- All-ACC Second Team
- ACC All-Defensive Team
- Preseason All-ACC First Team
- Naismith Trophy Preseason 50 Watch List
- John R. Wooden Award Preseason Top-50 Watch List

- Fort Myers Tip-Off All-Tournament Team
- ACC Player of the Week (Jan. 22)
- Naismith Men's Defensive Player of the Year Watch List
- Tallied game-high 16 points, seven assists and three steals vs. Tarleton State (11/6/23)
- Scored team-high 17 points along with seven assists and two steals vs. Wisconsin (11/20/23)
- Tallied 12 points, four rebounds, five assists and four steals vs. West Virginia (11/22/23)
- Scored 13 points along with eight assists vs. Syracuse (12/2/23)
- Scored a career-high 21 points with six rebounds and five assists vs. Northeastern (12/16/23)
- Registered 17 points, seven assists and two blocked shots vs. Morgan State (12/27/23)
- Netted 15 points along with four assists at Notre Dame (12/30/23)
- Scored 12 points along with 10 assists at NC State (1/6/24)
- Tallied 16 points, four assists and four steals vs. Virginia Tech (1/17/24)
- Recorded 19 points and career-high tying 11 assists at Georgia Tech (1/20/24)
- Scored nine points along with nine assists and five steals at Louisville (1/27/24)
- Tied a career best with 21 points & added six assists & four steals vs. Notre Dame (1/31/24)
- Surpassed 1,000 career points with 14 at Clemson (2/3/24)
- Netted 16 points along with seven assists vs. Miami (2/5/24)
- Tied a career high with 21 points and added five assists at Florida State (2/10/24)
- Tallied 19 points, six rebounds and five assists vs. Pitt (2/13/24)
- Scored a game-high 20 points along with six rebounds vs. Wake Forest (2/17/24)
- Recorded 10 points, seven rebounds and five assists vs. North Carolina (2/24/24)
- Registered 18 points, five rebounds and eight assists at Boston College (2/28/24)
- Tallied 18 points, six rebounds, seven assists and three steals at No. 10 Duke (3/2/24)
- Matched a career high with 21 points and added nine assists, six rebounds and three steals vs. Georgia Tech (3/9/24)
- Recorded his fifth double-double with 11 points and 11 assists vs. Boston College (3/14/24)
- Tallied 11 points and 11 assists vs. Boston College (3/14/24)
- Registered 17 points and 11 assists vs. NC State (3/15/24)

## CAREER STATS/HIGHLIGHTS

SEASON TEAM	GP-GS	MIN/AVG	Field Goals		3-Point		F-Throws		Rebounds				Scoring						
			FG-FGA	FG%	3FG-3FGA	3FG%	FT-FTA	FT%	OFF	DEF	TOT	AVG	PF	A	TO	BLK	STL	PTS	AVG
2020-21 Uva	25-20	733/29.3	42-110	.382	9-37	.243	25-33	.758	5	66	71	2.8	37-0	75	29	10	30	118	4.7
2021-22 Uva	35-35	1228/35.1	115-256	.449	22-65	.338	35-46	.761	15	121	136	3.9	62-2	181	50	25	73	287	8.2
2022-23 Uva	32-32	1044/32.6	104-257	.405	27-77	.351	69-87	.793	17	80	97	3.0	51-0	168	50	17	57	304	9.5
2023-24 Uva	33-33	1078/32.7	176-390	.451	31-97	.320	88-119	.739	12	109	121	3.7	42-0	208	69	17	68	471	14.3
<b>TOTAL</b>	<b>125-120</b>	<b>4084/32.7</b>	<b>437-1013</b>	<b>.431</b>	<b>89-276</b>	<b>.322</b>	<b>217-285</b>	<b>.761</b>	<b>49</b>	<b>376</b>	<b>425</b>	<b>3.4</b>	<b>192-2</b>	<b>632</b>	<b>198</b>	<b>69</b>	<b>228</b>	<b>1180</b>	<b>9.4</b>

### Single Game Highs

Statistic	Value
Points	21 4 times
Rebounds	12 at Louisville 03/05/22
Assists	11 5 times
Steals	6 vs Navy 11/09/21
Blocks	3 vs Texas Southern 11/16/23
FG Made	9 vs Northeastern 12/16/23, vs Wake Forest 02/17/24
FG Attempts	18 vs Northeastern 12/16/23
3FG Made	4 vs Notre Dame 01/31/24
3FG Attempts	7 vs Notre Dame 01/31/24
FT Made	8 at Boston College 02/28/24
FT Attempts	11 at Florida St. 02/10/24

## 2023-24 BEEKMAN GAME-BY-GAME

Opponent	Date	GS	MIN	Total		3-Pointers		Free throws		Rebounds				PF	A	TO	BLK	STL	PTS	AVG	
				FG-FGA	PCT	3FG-3FGA	PCT	FT-FTA	PCT	OFF	DEF	TOT	AVG								
Tarleton St.	11/06/2023	*	27:27	5-9	.556	0-3	.000	6-7	.857	0	4	4	4.0	2	7	0	1	3	16	16.0	
vs Florida	11/10/2023	*	33:40	5-13	.385	2-4	.500	1-4	.250	1	2	3	3.5	1	5	1	1	3	13	14.5	
N.C. A&T	11/14/2023	*	20:52	2-9	.222	1-3	.333	0-0	.000	0	4	4	3.7	0	7	0	0	1	5	11.3	
Texas Southern	11/16/2023	*	27:22	4-11	.364	0-4	.000	0-0	.000	0	3	3	3.5	3	4	3	3	4	8	10.5	
vs Wisconsin	11/20/2023	*	34:05	6-12	.500	2-3	.667	3-3	1.000	1	3	4	3.6	1	7	2	0	2	17	11.8	
vs West Virginia	11/22/2023	*	35:37	5-11	.455	1-4	.250	1-2	.500	0	4	4	3.7	0	5	4	0	4	12	11.8	
Texas A&M	11/29/2023	*	34:30	4-8	.500	0-1	.000	4-4	1.000	0	1	1	3.3	2	5	1	2	3	12	11.9	
Syracuse	12/02/2023	*	25:49	5-7	.714	1-1	1.000	2-2	1.000	0	1	1	3.0	0	8	0	1	1	13	12.0	
N.C. Central	12/05/2023	*	19:48	3-7	.429	0-2	.000	2-2	1.000	0	4	4	3.1	0	4	0	0	4	8	11.6	
Northeastern	12/16/2023	*	33:45	9-18	.500	0-2	.000	3-4	.750	2	4	6	3.4	1	5	1	0	2	21	12.5	
at Memphis	12/19/2023	*	33:08	5-8	.625	2-3	.667	1-1	1.000	0	5	5	3.5	2	4	5	0	1	13	12.5	
Morgan St.	12/27/2023	*	29:40	8-12	.667	1-3	.333	0-1	.000	0	2	2	3.4	0	7	1	2	1	17	12.9	
at Notre Dame	12/30/2023	*	33:35	5-15	.333	0-4	.000	5-8	.625	1	2	3	3.4	1	4	5	0	0	15	13.1	
Louisville	01/03/2024	*	30:46	4-7	.571	1-3	.333	2-3	.667	0	1	1	3.2	1	8	2	0	3	11	12.9	
at NC State	01/06/2024	*	33:04	4-7	.571	0-0	.000	4-4	1.000	0	2	2	3.1	2	10	1	0	1	12	12.9	
at Wake Forest	01/13/2024	*	30:25	3-12	.250	2-5	.400	2-2	1.000	0	2	2	3.1	3	4	1	0	1	10	12.7	
Virginia Tech	01/17/2024	*	37:48	6-13	.462	2-3	.667	2-3	.667	0	4	4	3.1	0	4	4	0	4	16	12.9	
at Georgia Tech	01/20/2024	*	33:27	7-16	.438	2-6	.333	3-3	1.000	0	6	6	3.3	1	11	3	0	2	19	13.2	
NC State	01/24/2024	*	39:46	4-12	.333	0-1	.000	3-5	.600	2	2	4	3.3	1	6	3	1	3	11	13.1	
at Louisville	01/27/2024	*	30:15	3-9	.333	0-3	.000	3-4	.750	0	0	0	3.2	2	9	2	1	5	9	12.9	
Notre Dame	01/31/2024	*	33:33	7-13	.538	4-7	.571	3-4	.750	0	0	0	3.0	1	6	5	0	4	21	13.3	
at Clemson	02/03/2024	*	35:36	5-17	.294	0-4	.000	4-4	1.000	0	0	0	2.9	0	4	0	0	3	14	13.3	
Miami (FL)	02/05/2024	*	26:39	6-11	.545	1-1	1.000	3-4	.750	0	4	4	2.9	2	7	1	1	0	16	13.4	
at Florida St.	02/10/2024	*	36:14	7-16	.438	0-3	.000	7-11	.636	1	3	4	3.0	4	5	3	0	2	21	13.8	
Pittsburgh	02/13/2024	*	33:25	8-14	.571	0-1	.000	3-4	.750	0	6	6	3.1	3	5	2	0	1	19	14.0	
Wake Forest	02/17/2024	*	33:25	9-16	.563	2-3	.667	0-1	.000	1	5	6	3.2	1	4	2	0	1	20	14.2	
at Virginia Tech	02/19/2024	*	30:15	3-10	.300	1-3	.333	0-0	.000	0	3	3	3.2	2	2	3	0	0	7	13.9	
North Carolina	02/24/2024	*	37:05	4-14	.286	0-1	.000	2-2	1.000	0	7	7	3.3	3	5	2	1	1	10	13.8	
at Boston College	02/28/2024	*	32:27	5-8	.625	0-1	.000	8-10	.800	0	5	5	3.4	1	8	2	1	0	18	13.9	
at Duke	03/02/2024	*	34:44	7-15	.467	1-3	.333	3-3	1.000	3	3	6	3.5	0	7	4	1	3	18	14.1	
Georgia Tech	03/09/2024	*	35:23	8-10	.800	3-4	.750	2-4	.500	0	6	6	3.5	0	9	1	1	3	21	14.3	
vs Boston College	03/14/2024	*	42:40	4-17	.235	1-5	.200	2-3	.667	0	7	7	3.7	1	11	2	0	0	11	14.2	
vs NC State	03/15/2024	*	42:05	6-13	.462	1-3	.333	4-7	.571	0	4	4	3.7	1	11	3	0	2	17	14.3	
<b>Totals</b>			<b>33</b>	<b>1078:20</b>	<b>176-390</b>	<b>.451</b>	<b>31-97</b>	<b>.320</b>	<b>88-119</b>	<b>.739</b>	<b>12</b>	<b>109</b>	<b>121</b>	<b>3.7</b>	<b>42</b>	<b>208</b>	<b>69</b>	<b>17</b>	<b>68</b>	<b>471</b>	<b>14.3</b>



# 4 ANDREW ROHDE

So. • G • 6-6 • 202 • Milwaukee, Wis. • St. Thomas (Minn.)

## 2023-24 SEASON

- Tallied six points and three assists in UVA debut vs. Tarleton State (11/6/23)
- Recorded seven points, two rebounds, two assists and two steals vs. Florida (11/10/23)
- Totaled six points, five assists and three rebounds vs. North Carolina A&T (11/14/23)
- Recorded six points, three rebounds and three steals vs. Texas Southern (11/16/23)
- Totaled 13 points, six rebounds and three assists vs. No. 14 Texas A&M (11/29/23)
- Scored 10 points and added four assists and three rebounds vs. Syracuse (12/2/23)
- Dished out six assists vs. NCCU (12/5/23) and Northeastern (12/16/23)
- Collected 10 points, five rebounds, four assists and three steals vs. Morgan State (12/27/23)
- Scored eight points vs. Louisville (1/3/24)
- Netted six points at Wake Forest (1/13/24)
- Tallied five points, four assists and no turnovers at Georgia Tech (1/20/24)
- Scored seven points and added three steals at Louisville (1/27/24)
- Recorded eight points, four assists and one steal at Florida State (2/10/24)
- Handed out a team-high six assists vs. Pitt (2/13/24)
- Tallied three points and four assists vs. Wake Forest (2/17/24)
- Scored five points off the bench at Boston College (2/28/24)
- Collected eight points and two assists vs. Boston College (3/14/24)

## CAREER STATS/HIGHLIGHTS


SEASON	TEAM	GP-GS	MIN	Field Goals			3-Point		F-Throws		Rebounds				PF-FO			A			TO			BLK			STL			PTS		
				FGA	FG%	3FGA	3FG%	FTA	FT%	OFF	DEF	TOT	AVG	PF	FO	A	TO	BLK	STL	PTS	AVG											
2022-23	UST	31-31	1019:32.9	189-422	.448	56-175	.320	97-119	.815	25	91	116	3.7	67-0	113	69	3	52	531	17.1												
2023-24	Uva	32-27	815:25.5	53-179	.296	28-108	.259	7-16	.438	1	58	59	1.8	24-0	89	36	2	15	141	4.4												
<b>TOTAL FOR UVA</b>		<b>32-27</b>	<b>815:25.5</b>	<b>53-179</b>	<b>.296</b>	<b>28-108</b>	<b>.259</b>	<b>7-16</b>	<b>.438</b>	<b>1</b>	<b>58</b>	<b>59</b>	<b>1.8</b>	<b>24-0</b>	<b>89</b>	<b>36</b>	<b>2</b>	<b>15</b>	<b>141</b>	<b>4.4</b>												
<b>TOTAL</b>		<b>63-58</b>	<b>1834:29.1</b>	<b>242-601</b>	<b>.403</b>	<b>84-283</b>	<b>.297</b>	<b>104-135</b>	<b>.770</b>	<b>26</b>	<b>149</b>	<b>175</b>	<b>2.8</b>	<b>91-0</b>	<b>202</b>	<b>105</b>	<b>5</b>	<b>67</b>	<b>672</b>	<b>10.7</b>												

### Single Game Highs

Statistic	Value
Points	27 at North Dakota 02/25/23
Rebounds	9 at Montana St. 12/08/22
Assists	8 vs Merrimack 11/19/22, vs Omaha 01/07/23, vs South Dakota St. 01/26/23
Steals	5 at North Dakota St. 02/23/23
Blocks	1 5 times
FG Made	11 at North Dakota 02/25/23
FG Attempts	22 vs Oral Roberts 03/06/23
3FG Made	4 4 times
3FG Attempts	9 at South Dakota 12/29/22, vs South Dakota 01/28/23, vs Oral Roberts 03/06/23
FT Made	10 at Omaha 02/02/23
FT Attempts	10 at South Dakota 12/29/22, vs Omaha 01/07/23, at Omaha 02/02/23

## 2023-24 ROHDE GAME-BY-GAME

Opponent	Date	GS	MIN	Total		3-Pointers		Free throws		Rebounds				PF	A	TO	BLK	STL	PTS	AVG	
				FG-FGA	PCT	3FG-3FGA	PCT	FT-FTA	PCT	OFF	DEF	TOT	AVG								
Tarleton St.	11/06/2023	*	25:56	2-8	.250	2-5	.400	0-0	.000	0	3	3	3.0	0	1	2	0	0	6	6.0	
vs Florida	11/10/2023	*	35:39	3-6	.500	1-3	.333	0-0	.000	1	1	2	2.5	1	2	1	0	2	7	6.5	
N.C. A&T	11/14/2023	*	23:14	3-7	.429	0-3	.000	0-0	.000	0	3	3	2.7	0	5	2	0	0	6	6.3	
Texas Southern	11/16/2023	*	28:34	2-5	.400	1-1	1.000	1-2	.500	0	3	3	2.8	0	3	3	0	1	6	6.3	
vs Wisconsin	11/20/2023	*	30:01	2-6	.333	1-3	.333	0-0	.000	0	2	2	2.6	1	3	0	0	0	5	6.0	
vs West Virginia	11/22/2023	*	28:30	2-4	.500	0-1	.000	2-4	.500	0	1	1	2.3	0	1	0	0	0	6	6.0	
Texas A&M	11/29/2023	*	37:06	5-14	.357	3-8	.375	0-0	.000	0	6	6	2.9	2	3	3	0	0	13	7.0	
Syracuse	12/02/2023	*	30:54	4-8	.500	2-4	.500	0-0	.000	0	3	3	2.9	0	4	1	0	1	10	7.4	
N.C. Central	12/05/2023	*	21:52	1-4	.250	1-3	.333	0-2	.000	0	1	1	2.7	0	6	1	1	0	3	6.9	
Northeastern	12/16/2023	*	31:28	0-5	.000	0-3	.000	0-1	.000	0	2	2	2.6	1	6	0	0	0	0	6.2	
at Memphis	12/19/2023	*	22:21	0-5	.000	0-4	.000	0-0	.000	0	2	2	2.5	3	4	1	0	1	0	5.6	
Morgan St.	12/27/2023	*	30:36	4-8	.500	2-5	.400	0-0	.000	0	5	5	2.8	0	4	1	0	3	10	6.0	
at Notre Dame	12/30/2023	*	29:31	2-8	.250	1-4	.250	0-1	.000	0	2	2	2.7	1	1	0	0	0	5	5.9	
Louisville	01/03/2024	*	30:33	3-9	.333	2-6	.333	0-0	.000	0	2	2	2.6	2	2	0	0	0	8	6.1	
at NC State	01/06/2024	*	30:59	1-6	.167	0-3	.000	0-0	.000	0	3	3	2.7	0	2	3	0	0	2	5.8	
at Wake Forest	01/13/2024	*	30:41	3-7	.429	0-3	.000	0-0	.000	0	1	1	2.6	2	2	1	0	1	6	5.8	
Virginia Tech	01/17/2024	*	24:59	0-4	.000	0-3	.000	0-0	.000	0	2	2	2.5	1	3	0	0	1	0	5.5	
at Georgia Tech	01/20/2024	*	31:05	2-6	.333	1-3	.333	0-0	.000	0	0	0	2.4	2	4	0	0	1	5	5.4	
NC State	01/24/2024	*	11:55	0-2	.000	0-2	.000	0-0	.000	0	1	1	2.3	1	0	2	0	0	0	5.2	
at Louisville	01/27/2024	*	28:28	2-6	.333	2-4	.500	1-2	.500	0	2	2	2.3	0	4	4	0	3	7	5.3	
Notre Dame	01/31/2024	*	12:29	0-3	.000	0-2	.000	0-0	.000	0	0	0	2.2	0	3	0	0	0	0	5.0	
at Clemson	02/03/2024	*	20:30	1-3	.333	1-2	.500	0-0	.000	0	1	1	2.1	0	1	2	0	0	3	4.9	
Miami (FL)	02/05/2024	*	15:44	1-4	.250	0-2	.000	0-0	.000	0	1	1	2.1	1	2	1	0	0	2	4.8	
at Florida St.	02/10/2024	*	31:46	2-5	.400	2-3	.667	2-2	1.000	0	1	1	2.0	3	4	1	0	1	8	4.9	
Pittsburgh	02/13/2024	*	26:19	1-4	.250	1-2	.500	0-0	.000	0	0	0	2.0	1	6	0	0	0	3	4.8	
Wake Forest	02/17/2024	*	26:50	1-6	.167	1-3	.333	0-0	.000	0	2	2	2.0	0	4	0	1	0	3	4.8	
at Virginia Tech	02/19/2024	*	15:56	0-2	.000	0-2	.000	0-0	.000	0	1	1	1.9	1	1	2	0	0	0	4.6	
North Carolina	02/24/2024	*	14:31	1-4	.250	1-4	.250	0-0	.000	0	0	0	1.9	0	0	1	0	0	3	4.5	
at Boston College	02/28/2024		18:40	2-5	.400	1-3	.333	0-0	.000	0	1	1	1.8	0	1	0	0	0	5	4.6	
at Duke	03/02/2024		23:29	0-3	.000	0-3	.000	1-2	.500	0	1	1	1.8	0	3	2	0	0	1	4.4	
vs Boston College	03/14/2024		25:26	3-7	.429	2-6	.333	0-0	.000	0	1	1	1.8	1	2	1	0	0	8	4.5	
vs NC State	03/15/2024		18:40	0-5	.000	0-5	.000	0-0	.000	0	4	4	1.8	0	2	1	0	0	0	4.4	
<b>Totals</b>			<b>27</b>	<b>814:41</b>	<b>53-179</b>	<b>.296</b>	<b>28-108</b>	<b>.259</b>	<b>7-16</b>	<b>.438</b>	<b>1</b>	<b>58</b>	<b>59</b>	<b>1.8</b>	<b>24</b>	<b>89</b>	<b>36</b>	<b>2</b>	<b>15</b>	<b>141</b>	<b>4.4</b>



# 10 TAINÉ MURRAY

Jr. • G • 6-5 • 208 • Auckland, N.Z. • Rosmini College

## 2023-24 SEASON

- Scored five points off the bench vs. Tarleton State (11/6/23)
- Netted seven points, one assist and one blocked shot vs. North Carolina A&T (11/14/23)
- Tallied four points and three rebounds vs. Texas Southern (11/16/23)

- Scored seven points and had two rebounds vs. Syracuse (12/2/23)
- Netted three points and two assists vs. Morgan State (12/27/23)
- Scored 12 points (5-6 FG) vs. Louisville (1/3/24)
- Drilled a 3-pointer at Wake Forest (1/13/24)
- Contributed 11 points (3-4 FGs, 2-2 3FGs, 3-4 FTs) vs. NC State (1/24/24)
- Scored four points along with a career-best four assists vs. Notre Dame (1/31/24)
- Scored three points and tied a career high with four assists vs. Miami (2/5/24)
- Recorded three points and one blocked shot at Florida State (2/10/24)
- Drilled a 3-pointer at Boston College (2/28/24)
- Matched a season high with 12 points vs. Georgia Tech (3/9/24)
- Scored 11 points on 5-6 FG vs. Boston College (3/14/24)
- Scored eight points in first career start vs. NC State (3/15/24)

## CAREER STATS/HIGHLIGHTS


SEASON	TEAM	GP-GS	MIN	Field Goals		3-Point		F-Throws		Rebounds				PF-FO			TO BLK STL			Scoring	
				FG-FGA	FG%	3FG-3FGA	3FG%	FT-FTA	FT%	OFF	DEF	TOT	AVG	A	TO	BLK	STL	PTS	AVG		
2021-22	UVa	19-0	143	7.5	13-33	.394	8-23	.348	4-8	.500	6	11	17	0.9	14-0	2	4	1	2	38	2.0
2022-23	UVa	13-0	93	7.2	6-19	.316	2-12	.167	4-6	.667	0	12	12	0.9	5-0	3	3	2	0	18	1.4
2023-24	UVa	32-1	422	13.2	40-80	.500	18-39	.462	11-18	.611	4	35	39	1.2	20-0	28	8	4	6	109	3.4
<b>TOTAL</b>		<b>64-1</b>	<b>659</b>	<b>10.3</b>	<b>59-132</b>	<b>.447</b>	<b>28-74</b>	<b>.378</b>	<b>19-32</b>	<b>.594</b>	<b>10</b>	<b>58</b>	<b>68</b>	<b>1.1</b>	<b>39-0</b>	<b>33</b>	<b>15</b>	<b>7</b>	<b>8</b>	<b>165</b>	<b>2.6</b>

### Single Game Highs

Statistic	Value	
Points	14	vs Iowa 11/29/21
Rebounds	4	vs UMES 11/25/22, vs N.C. Central 12/05/23, at NC State 01/06/24
Assists	4	vs Notre Dame 01/31/24, vs Miami (FL) 02/05/24
Steals	1	8 times
Blocks	1	7 times
FG Made	5	4 times
FG Attempts	10	vs Georgia Tech 03/09/24
3FG Made	4	vs Iowa 11/29/21
3FG Attempts	6	vs Iowa 11/29/21
FT Made	3	vs NC State 01/24/24
FT Attempts	4	vs NC State 01/24/24

## 2023-24 MURRAY GAME-BY-GAME

Opponent	Date	GS	MIN	Total		3-Pointers		Free throws		Rebounds				PF-FO			TO BLK STL		PTS AVG	
				FG-FGA	PCT	3FG-3FGA	PCT	FT-FTA	PCT	OFF	DEF	TOT	AVG	A	TO	BLK	STL	PTS	AVG	
Tarleton St.	11/06/2023		10:57	2-2	1.000	0-0	.000	1-2	.500	0	1	1	1.0	2	0	1	0	0	5	5.0
N.C. A&T	11/14/2023		22:35	2-4	.500	1-2	.500	2-2	1.000	0	0	0	0.5	1	1	0	1	0	7	6.0
Texas Southern	11/16/2023		20:52	1-2	.500	1-2	.500	1-2	.500	0	3	3	1.3	1	0	2	0	0	4	5.3
vs Wisconsin	11/20/2023		05:59	0-2	.000	0-1	.000	0-0	.000	0	0	0	1.0	0	0	0	0	0	0	4.0
vs West Virginia	11/22/2023		05:00	0-0	.000	0-0	.000	0-0	.000	0	0	0	0.8	0	0	0	0	0	0	3.2
Texas A&M	11/29/2023		05:23	0-1	.000	0-0	.000	0-0	.000	0	1	1	0.8	0	1	0	0	0	0	2.7
Syracuse	12/02/2023		11:58	2-3	.667	2-3	.667	1-2	.500	1	1	2	1.0	0	0	1	0	1	7	3.3
N.C. Central	12/05/2023		16:43	0-0	.000	0-0	.000	0-0	.000	0	4	4	1.4	2	1	1	0	0	0	2.9
Northeastern	12/16/2023		03:16	0-0	.000	0-0	.000	0-0	.000	0	0	0	1.2	0	0	0	0	0	0	2.6
at Memphis	12/19/2023		18:00	0-2	.000	0-2	.000	0-0	.000	0	2	2	1.3	2	3	1	0	0	0	2.3
Morgan St.	12/27/2023		16:27	1-4	.250	1-4	.250	0-0	.000	0	1	1	1.3	1	2	0	0	1	3	2.4
at Notre Dame	12/30/2023		14:06	1-1	1.000	0-0	.000	0-2	.000	1	0	1	1.3	1	0	0	0	0	2	2.3
Louisville	01/03/2024		18:15	5-6	.833	2-3	.667	0-0	.000	0	0	0	1.2	0	2	0	0	1	12	3.1
at NC State	01/06/2024		17:47	0-2	.000	0-0	.000	0-0	.000	1	3	4	1.4	0	1	0	0	1	0	2.9
at Wake Forest	01/13/2024		09:11	1-1	1.000	1-1	1.000	0-0	.000	0	1	1	1.3	1	1	0	0	0	3	2.9
Virginia Tech	01/17/2024		02:34	0-1	.000	0-0	.000	0-0	.000	0	0	0	1.3	0	0	0	0	0	0	2.7
at Georgia Tech	01/20/2024		02:54	1-1	1.000	0-0	.000	0-0	.000	0	0	0	1.2	0	0	0	0	0	2	2.6
NC State	01/24/2024		18:36	3-4	.750	2-2	1.000	3-4	.750	0	2	2	1.2	0	1	0	0	0	11	3.1
at Louisville	01/27/2024		17:27	1-2	.500	0-1	.000	0-0	.000	0	2	2	1.3	1	1	0	1	0	2	3.1
Notre Dame	01/31/2024		20:03	2-6	.333	0-2	.000	0-0	.000	0	1	1	1.3	1	4	1	1	0	4	3.1
at Clemson	02/03/2024		08:47	0-0	.000	0-0	.000	2-2	1.000	0	2	2	1.3	1	1	0	0	0	2	3.0
Miami (FL)	02/05/2024		19:12	1-1	1.000	1-1	1.000	0-0	.000	0	3	3	1.4	0	4	0	0	1	3	3.0
at Florida St.	02/10/2024		09:18	1-1	1.000	1-1	1.000	0-0	.000	0	0	0	1.3	2	0	0	1	0	3	3.0
Pittsburgh	02/13/2024		13:20	1-2	.500	0-1	.000	1-2	.500	0	1	1	1.3	2	0	0	0	0	3	3.0
Wake Forest	02/17/2024		04:43	0-0	.000	0-0	.000	0-0	.000	0	1	1	1.3	0	0	0	0	0	0	2.9
at Virginia Tech	02/19/2024		13:05	1-3	.333	0-0	.000	0-0	.000	1	0	1	1.3	0	0	0	0	0	2	2.9
North Carolina	02/24/2024		01:55	0-0	.000	0-0	.000	0-0	.000	0	1	1	1.3	0	0	0	0	0	0	2.8
at Boston College	02/28/2024		07:10	1-2	.500	1-2	.500	0-0	.000	0	1	1	1.3	0	1	1	0	0	3	2.8
at Duke	03/02/2024		07:11	0-2	.000	0-0	.000	0-0	.000	0	1	1	1.2	0	0	0	0	0	0	2.7
Georgia Tech	03/09/2024		28:23	5-10	.500	2-5	.400	0-0	.000	0	1	1	1.2	1	3	0	0	1	12	3.0
vs Boston College	03/14/2024		21:34	5-6	.833	1-1	1.000	0-0	.000	0	1	1	1.2	0	0	0	0	0	11	3.3
vs NC State	03/15/2024	*	29:25	3-9	.333	2-5	.400	0-0	.000	0	1	1	1.2	1	1	0	0	0	8	3.4
<b>Totals</b>			<b>422:07</b>	<b>40-80</b>	<b>.500</b>	<b>18-39</b>	<b>.462</b>	<b>11-18</b>	<b>.611</b>	<b>4</b>	<b>35</b>	<b>39</b>	<b>1.2</b>	<b>20</b>	<b>28</b>	<b>8</b>	<b>4</b>	<b>6</b>	<b>109</b>	<b>3.4</b>



# 11 ISAAC MCKNEELY

So. • G • 6-4 • 188 • Poca, W.Va. • Poca

## 2023-24 SEASON

- Scored 15 points and made four 3-pointers vs. Tarleton State (11/6/23)
- Scored nine points and matched career high with six rebounds vs. Florida (11/10/23)
- Had eight points before leaving with ankle injury vs. North Carolina A&T (11/14/23)
- Missed the Texas Southern game (11/16/23) with an ankle injury
- Scored nine points vs. Wisconsin (11/20/23)
- Tallied eight points and five rebounds vs. West Virginia (11/22/23)
- Scored 10 points vs. No. 14 Texas A&M (11/29/23)
- Netted (22) on a career-high six 3-pointers vs. Syracuse (12/2/23)
- Collected 22 points and tied a career best with six 3-pointers vs. NCCU (12/5/23)
- Scored 18 points (7-11 FG) vs. Louisville (1/3/24)
- Scored 18 points (4-7 3FG) at NC State (1/6/24)
- Tied a career high with six 3-pointers en route to 20 points at Georgia Tech (1/20/24)
- Scored 10 points vs. NC State (1/24/24)
- Netted nine points on a trio of 3-pointers at Louisville (1/27/24)
- Scored 11 points (3-5 3FG) vs. Notre Dame (1/31/24)
- Converted four-point play en route to 14 points at Clemson (2/3/24)
- Scored nine points along with six rebounds and four assists vs. Miami (2/5/24)
- Scored a career-high 29 points (8-12 FG, 5-7 3FG, 8-9 FT) at Florida State (2/10/24)
- Chipped in 15 points vs. Pitt (2/13/24)
- Netted 12 points vs. Wake Forest (2/17/24)
- Scored 14 points along with four rebounds at Boston College (2/28/24)
- Scored 12 points at No. 10 Duke (3/2/24)
- Recorded 16 points (4 of 8 3FG) and three assists vs. Georgia Tech (3/9/24)
- Tallied 23 points (5 of 9 3FG) vs. NC State (3/15/24)

## CAREER STATS/HIGHLIGHTS


SEASON TEAM	GP-GS	MIN	Field Goals		3-Point		F-Throws		Rebounds				Scoring											
			FG-FGA	FG%	3FG-3FGA	3FG%	FT-FTA	FT%	OFF	DEF	TOT	AVG	PF-FO	A	TO	BLK	STL	PTS	AVG					
2022-23 UVa	33-1	708	21.5	.77	182	.423	51	130	.392	17	24	.708	7	66	73	2.2	44	23	21	4	12	222	6.7	
2023-24 UVa	32-32	1032	32.2	.135	322	.419	79	176	.449	50	59	.847	5	92	97	3.0	46	0	54	32	5	19	399	12.5
<b>TOTAL</b>	<b>65-33</b>	<b>1740</b>	<b>26.8</b>	<b>.212</b>	<b>504</b>	<b>.421</b>	<b>130</b>	<b>306</b>	<b>.425</b>	<b>67</b>	<b>83</b>	<b>.807</b>	<b>12</b>	<b>158</b>	<b>170</b>	<b>2.6</b>	<b>90</b>	<b>0</b>	<b>77</b>	<b>53</b>	<b>9</b>	<b>31</b>	<b>621</b>	<b>9.6</b>

### Single Game Highs

Statistic	Value
Points	29 at Florida St. 02/10/24
Rebounds	6 at North Carolina 02/25/23, vs Florida 11/10/23, vs Miami (FL) 02/05/24
Assists	4 4 times
Steals	2 6 times
Blocks	2 vs NC State 02/07/23, vs Wake Forest 02/17/24
FG Made	8 4 times
FG Attempts	16 vs NC State 01/24/24
3FG Made	6 vs Syracuse 12/02/23, vs N.C. Central 12/05/23, at Georgia Tech 01/20/24
3FG Attempts	9 at Georgia Tech 01/20/24, vs NC State 01/24/24, vs NC State 03/15/24
FT Made	8 at Florida St. 02/10/24
FT Attempts	9 at Florida St. 02/10/24

## 2023-24 MCKNEELY GAME-BY-GAME

Opponent	Date	GS	MIN	Total		3-Pointers		Free throws		Rebounds				PF	A	TO	BLK	STL	PTS	AVG	
				FG-FGA	PCT	3FG-3FGA	PCT	FT-FTA	PCT	OFF	DEF	TOT	AVG								
Tarleton St.	11/06/2023	*	28:47	4-8	.500	4-8	.500	3-4	.750	0	4	4	4.0	3	4	3	0	1	15	15.0	
vs Florida	11/10/2023	*	35:24	3-10	.300	2-4	.500	1-2	.500	0	6	6	5.0	2	1	1	1	0	9	12.0	
N.C. A&T	11/14/2023	*	14:28	3-4	.750	2-2	1.000	0-0	.000	0	1	1	3.7	1	1	0	1	0	8	10.7	
vs Wisconsin	11/20/2023	*	32:34	3-7	.429	1-1	1.000	2-2	1.000	0	1	1	3.0	1	0	1	0	1	9	10.3	
vs West Virginia	11/22/2023	*	35:39	2-9	.222	2-5	.400	2-2	1.000	0	5	5	3.4	1	2	2	0	1	8	9.8	
Texas A&M	11/29/2023	*	31:59	4-11	.364	2-7	.286	0-0	.000	0	1	1	3.0	1	2	1	0	0	10	9.8	
Syracuse	12/02/2023	*	26:26	8-11	.727	6-8	.750	0-0	.000	0	5	5	3.3	2	2	0	0	0	22	11.6	
N.C. Central	12/05/2023	*	25:57	8-11	.727	6-8	.750	0-0	.000	0	2	2	3.1	0	1	0	1	0	22	12.9	
Northeastern	12/16/2023	*	36:44	3-12	.250	2-6	.333	0-0	.000	1	3	4	3.2	2	0	1	0	2	8	12.3	
at Memphis	12/19/2023	*	32:05	1-8	.125	0-5	.000	4-4	1.000	0	1	1	3.0	1	2	4	0	0	6	11.7	
Morgan St.	12/27/2023	*	25:15	2-7	.286	2-6	.333	0-0	.000	0	2	2	2.9	0	4	0	0	2	6	11.2	
at Notre Dame	12/30/2023	*	33:24	2-7	.286	1-3	.333	2-3	.667	0	4	4	3.0	2	2	1	0	2	7	10.8	
Louisville	01/03/2024	*	19:25	7-11	.636	4-7	.571	0-0	.000	0	2	2	2.9	4	2	0	0	0	18	11.4	
at NC State	01/06/2024	*	31:54	6-13	.462	4-7	.571	2-2	1.000	0	3	3	2.9	2	0	3	0	2	18	11.9	
at Wake Forest	01/13/2024	*	35:43	2-10	.200	0-2	.000	4-4	1.000	0	5	5	3.1	2	0	0	0	0	8	11.6	
Virginia Tech	01/17/2024	*	34:21	3-8	.375	0-2	.000	2-2	1.000	0	2	2	3.0	1	3	1	0	1	8	11.4	
at Georgia Tech	01/20/2024	*	37:30	7-13	.538	6-9	.667	0-0	.000	0	5	5	3.1	1	1	2	0	0	20	11.9	
NC State	01/24/2024	*	41:57	4-16	.250	2-9	.222	0-0	.000	0	2	2	3.1	1	2	3	0	0	10	11.8	
at Louisville	01/27/2024	*	30:15	3-8	.375	3-4	.750	0-0	.000	0	2	2	3.0	3	1	1	0	1	9	11.6	
Notre Dame	01/31/2024	*	33:51	4-10	.400	3-5	.600	0-0	.000	0	2	2	3.0	1	2	0	0	0	11	11.6	
at Clemson	02/03/2024	*	33:22	6-15	.400	1-5	.200	1-1	1.000	0	3	3	3.0	2	2	0	0	0	14	11.7	
Miami (FL)	02/05/2024	*	30:03	4-9	.444	1-3	.333	0-0	.000	2	4	6	3.1	2	4	0	0	2	9	11.6	
at Florida St.	02/10/2024	*	34:21	8-12	.667	5-7	.714	8-9	.889	1	4	5	3.2	0	2	2	0	0	29	12.3	
Pittsburgh	02/13/2024	*	36:56	5-9	.556	2-6	.333	3-3	1.000	0	3	3	3.2	2	3	1	0	0	15	12.5	
Wake Forest	02/17/2024	*	36:10	5-12	.417	1-4	.250	1-2	.500	0	2	2	3.1	1	0	1	2	1	12	12.4	
at Virginia Tech	02/19/2024	*	29:08	4-8	.500	1-4	.250	2-2	1.000	0	2	2	3.1	2	1	0	0	0	11	12.4	
North Carolina	02/24/2024	*	35:14	2-9	.222	1-5	.200	2-2	1.000	0	1	1	3.0	2	0	2	0	0	7	12.2	
at Boston College	02/28/2024	*	33:54	4-8	.500	3-6	.500	3-4	.750	0	4	4	3.0	1	0	0	0	2	14	12.3	
at Duke	03/02/2024	*	33:51	3-11	.273	2-5	.400	4-4	1.000	1	1	2	3.0	1	1	1	0	0	12	12.2	
Georgia Tech	03/09/2024	*	34:56	6-12	.500	4-8	.500	0-0	.000	0	3	3	3.0	0	3	1	0	1	16	12.4	
vs Boston College	03/14/2024	*	29:08	1-8	.125	1-6	.167	2-3	.667	0	4	4	3.0	1	4	0	0	0	5	12.1	
vs NC State	03/15/2024	*	41:16	8-15	.533	5-9	.556	2-4	.500	0	3	3	3.0	1	2	0	0	0	23	12.5	
<b>Totals</b>			<b>32</b>	<b>1031:57</b>	<b>135-322</b>	<b>.419</b>	<b>79-176</b>	<b>.449</b>	<b>50-59</b>	<b>.847</b>	<b>5</b>	<b>92</b>	<b>97</b>	<b>3.0</b>	<b>46</b>	<b>54</b>	<b>32</b>	<b>5</b>	<b>19</b>	<b>399</b>	<b>12.5</b>



# 12 ELIJAH GERTRUDE

Fr. • G • 6-4 • 185 • Jersey City, N.J. • Hudson Regional Catholic

## 2023-24 SEASON

- Made his collegiate debut vs. No. 14 Texas A&M
- Scored six points and had two steals vs. Syracuse (12/2/23)
- Scored season-high 13 points vs. NCCU (12/5/23)
- Tallied five points and five rebounds vs. Northeastern (12/16/23)
- Scored four points and blocked two shots vs. Morgan State (12/27/23)
- Tallied six points, three rebounds and two steals at Notre Dame (12/30/23)
- Scored two points at Louisville (1/27/24)
- Contributed two points and two rebounds vs. Miami (2/5/24)
- Recorded six points, three rebounds and two steals in 19 minutes vs. North Carolina (2/24/24)

## CAREER STATS/HIGHLIGHTS

SEASON	TEAM	GP-GS	MIN	Field Goals			3-Point			F-Throws			Rebounds				Scoring			
				FG-FGA	FG%	3FG-3FGA	3FG%	FT-FTA	FT%	OFF	DEF	TOT	AVG	PF	FO A	TO	BLK	STL	PTS	AVG
2023-24	Uva	15-0	148	9-9	.351	1-15	.067	11-18	.611	2	16	18	1.2	17-0	6	10	7	11	52	3.5
<b>TOTAL</b>		<b>15-0</b>	<b>148</b>	<b>9-9</b>	<b>.351</b>	<b>1-15</b>	<b>.067</b>	<b>11-18</b>	<b>.611</b>	<b>2</b>	<b>16</b>	<b>18</b>	<b>1.2</b>	<b>17-0</b>	<b>6</b>	<b>10</b>	<b>7</b>	<b>11</b>	<b>52</b>	<b>3.5</b>

### Single Game Highs

Statistic	Value
Points	13 vs N.C. Central 12/05/23
Rebounds	5 vs Northeastern 12/16/23
Assists	1 6 times
Steals	2 5 times
Blocks	2 vs Morgan St. 12/27/23
FG Made	6 vs N.C. Central 12/05/23
FG Attempts	11 vs N.C. Central 12/05/23
3FG Made	1 vs N.C. Central 12/05/23
3FG Attempts	5 vs N.C. Central 12/05/23
FT Made	4 vs North Carolina 02/24/24
FT Attempts	8 vs North Carolina 02/24/24

## 2023-24 GERTRUDE GAME-BY-GAME

Opponent	Date	GS	MIN	Total		3-Pointers		Free throws		Rebounds				PF	A	TO	BLK	STL	PTS	AVG
				FG-FGA	PCT	3FG-3FGA	PCT	FT-FTA	PCT	OFF	DEF	TOT	AVG							
Texas A&M	11/29/2023		07:37	0-1	.000	0-1	.000	0-0	.000	0	1	1	1.0	1	0	0	1	0	0	0.0
Syracuse	12/02/2023		18:04	2-5	.400	0-1	.000	2-2	1.000	0	1	1	1.0	1	1	3	1	2	6	3.0
N.C. Central	12/05/2023		16:46	6-11	.545	1-5	.200	0-0	.000	0	0	0	0.7	4	1	0	0	0	13	6.3
Northeastern	12/16/2023		14:47	1-3	.333	0-0	.000	3-5	.600	0	5	5	1.8	1	0	0	1	2	5	6.0
at Memphis	12/19/2023		11:22	2-5	.400	0-1	.000	0-1	.000	0	1	1	1.6	2	0	3	0	2	4	5.6
Morgan St.	12/27/2023		12:52	2-3	.667	0-0	.000	0-0	.000	1	0	1	1.5	2	1	0	2	0	4	5.3
at Notre Dame	12/30/2023		10:34	2-4	.500	0-0	.000	2-2	1.000	0	3	3	1.7	0	0	2	0	2	6	5.4
Louisville	01/03/2024		07:06	0-3	.000	0-2	.000	0-0	.000	0	0	0	1.5	1	1	0	0	0	0	4.8
at NC State	01/06/2024		07:32	0-2	.000	0-1	.000	0-0	.000	0	1	1	1.4	1	0	0	1	0	0	4.2
at Wake Forest	01/13/2024		02:26	0-1	.000	0-0	.000	0-0	.000	0	0	0	1.3	0	1	1	0	0	0	3.8
at Louisville	01/27/2024		04:56	1-3	.333	0-1	.000	0-0	.000	0	0	0	1.2	0	0	0	0	0	2	3.6
Miami (FL)	02/05/2024		03:40	1-2	.500	0-0	.000	0-0	.000	0	2	2	1.3	1	0	1	1	0	2	3.5
at Virginia Tech	02/19/2024		07:32	2-5	.400	0-1	.000	0-0	.000	0	0	0	1.2	0	1	0	0	1	4	3.5
North Carolina	02/24/2024		18:59	1-7	.143	0-2	.000	4-8	.500	1	2	3	1.3	2	0	0	0	2	6	3.7
at Duke	03/02/2024		03:39	0-2	.000	0-0	.000	0-0	.000	0	0	0	1.2	1	0	0	0	0	0	3.5
<b>Totals</b>		<b>0</b>	<b>147:52</b>	<b>20-57</b>	<b>.351</b>	<b>1-15</b>	<b>.067</b>	<b>11-18</b>	<b>.611</b>	<b>2</b>	<b>16</b>	<b>18</b>	<b>1.2</b>	<b>17</b>	<b>6</b>	<b>10</b>	<b>7</b>	<b>11</b>	<b>52</b>	<b>3.5</b>



# 13 RYAN DUNN

So. • G • 6-8 • 216 • Freeport, N.Y. • Perkiomen School

## 2023-24 SEASON

- All-ACC Honorable Mention
- ACC All-Defensive Team
- Naismith Men's Defensive Player of the Year Watch List
- Collected nine points, seven rebounds, two blocks and one steal vs. Tarleton State (11/6/23)
- Tallied six points, eight rebounds along with school

- record-tying seven steals vs. Florida (11/10/23)
- Netted 13 points, 11 rebounds, three blocked shots and two steals vs. North Carolina A&T (11/14/23)
- Scored 15 points along with career highs in free throws (8) and free throws attempted (9), and four blocked shots and three steals vs. Texas Southern (11/16/23)
- Had six points, six rebounds, two steals and five blocked shots vs. Wisconsin (11/20/23)
- Tallied 13 points, five rebounds, two steals and one blocked shot vs. West Virginia (11/22/23)
- Tallied 12 points, five rebounds, five blocks and three steals vs. No. 14 Texas A&M (11/29/23)
- Totaled 11 points, 11 rebounds, two blocks and two steals at No. 23 Memphis (12/19/23)
- Scored eight points along with a game-high 10 rebounds vs. Morgan State (12/27/23)
- Had 13 points and five rebounds at Notre Dame (12/30/23)
- Recorded third double-double with 15 points and 10 rebounds along with three blocked shots vs. Louisville (1/3/24)
- Scored 16 points (7-9 FG) and added seven rebounds at NC State (1/6/24)
- Tallied nine points and game highs in rebounds (10) and blocks (3) at Georgia Tech (1/20/24)
- Recorded 13 points, 12 rebounds and six blocked shots vs. NC State (1/24/24)
- Collected 19 points and 11 rebounds for his fifth double-double at Louisville (1/27/24)
- Scored five points and pulled down 10 rebounds at Clemson (2/3/24)
- Tallied eight points, eight rebounds, two blocked shots and two steals vs. Miami (2/5/24)
- Blocked five shots and added eight points vs. Pitt (2/13/24)
- Registered six points, nine rebounds and career-high seven blocked shots vs. Wake Forest (2/17/24)
- Recorded eight points, 13 rebounds, one steal and one block at Boston College (2/28/24)
- Collected nine points, six rebounds and five blocked shots at No. 10 Duke (3/2/24)
- Tallied seven points, seven rebounds, two steals and one block vs. Boston College (3/14/24)
- Scored 10 points along with nine rebounds and two blocks vs. NC State (3/15/24)

## CAREER STATS/HIGHLIGHTS

SEASON TEAM	GP-GS	MIN	Field Goals		3-Point			F-Throws		Rebounds				Scoring						
			FG-FGA	FG%	3FG-3FGA	3FG%	FT-FTA	FT%	OFF	DEF	TOT	AVG	PF-FO	A	TO	BLK	STL	PTS	AVG	
2022-23 UVa	31-0	401	12.9	33-62	.532	5-16	.313	11-22	.500	19	72	91	2.9	41-1	9	14	33	13	82	2.6
2023-24 UVa	33-33	910	27.6	112-203	.552	7-34	.206	40-75	.533	75	155	230	7.0	67-1	26	27	76	43	271	8.2
<b>TOTAL</b>	<b>64-33</b>	<b>1311</b>	<b>20.5</b>	<b>145-265</b>	<b>.547</b>	<b>12-50</b>	<b>.240</b>	<b>51-97</b>	<b>.526</b>	<b>94</b>	<b>227</b>	<b>321</b>	<b>5.0</b>	<b>108-2</b>	<b>35</b>	<b>41</b>	<b>109</b>	<b>56</b>	<b>353</b>	<b>5.5</b>

### Single Game Highs

Statistic	Value
Points	19 at Louisville 01/27/24
Rebounds	13 at Boston College 02/28/24
Assists	3 at Florida St. 02/10/24
Steals	7 vs Florida 11/10/23
Blocks	7 vs Wake Forest 02/17/24
FG Made	8 at Louisville 01/27/24
FG Attempts	14 at Memphis 12/19/23
3FG Made	2 vs Texas A&M 11/29/23
3FG Attempts	4 vs Texas A&M 11/29/23
FT Made	8 vs Texas Southern 11/16/23
FT Attempts	9 vs Texas Southern 11/16/23

## 2023-24 DUNN GAME-BY-GAME

Opponent	Date	GS	MIN	Total		3-Pointers		Free throws		Rebounds				PF	A	TO	BLK	STL	PTS	AVG	
				FG-FGA	PCT	3FG-3FGA	PCT	FT-FTA	PCT	OFF	DEF	TOT	AVG								
Tarleton St.	11/06/2023	*	21:04	2-3	.667	1-2	.500	4-8	.500	2	5	7	7.0	2	1	0	2	1	9	9.0	
vs Florida	11/10/2023	*	32:47	3-7	.429	0-3	.000	0-0	.000	1	7	8	7.5	2	2	1	0	7	6	7.5	
N.C. A&T	11/14/2023	*	21:13	4-5	.800	0-0	.000	5-6	.833	4	7	11	8.7	1	1	0	3	2	13	9.3	
Texas Southern	11/16/2023	*	24:47	3-5	.600	1-3	.333	8-9	.889	2	3	5	7.8	2	2	0	4	3	15	10.8	
vs Wisconsin	11/20/2023	*	26:28	3-6	.500	0-2	.000	0-0	.000	0	6	6	7.4	3	0	1	5	2	6	9.8	
vs West Virginia	11/22/2023	*	28:58	5-11	.455	0-3	.000	3-6	.500	2	3	5	7.0	3	0	1	1	2	13	10.3	
Texas A&M	11/29/2023	*	36:07	4-8	.500	2-4	.500	2-2	1.000	0	5	5	6.7	0	0	1	5	3	12	10.6	
Syracuse	12/02/2023	*	21:56	2-4	.500	0-2	.000	0-0	.000	1	3	4	6.4	3	2	0	2	2	4	9.8	
N.C. Central	12/05/2023	*	20:33	3-3	1.000	0-0	.000	0-0	.000	1	5	6	6.3	2	2	0	1	1	6	9.3	
Northeastern	12/16/2023	*	28:45	2-5	.400	0-1	.000	1-2	.500	1	3	4	6.1	1	1	2	2	0	5	8.9	
at Memphis	12/19/2023	*	26:20	5-14	.357	0-1	.000	1-3	.333	8	3	11	6.5	2	0	1	2	2	11	9.1	
Morgan St.	12/27/2023	*	24:23	3-9	.333	0-0	.000	2-6	.333	5	5	10	6.8	2	0	1	1	2	8	9.0	
at Notre Dame	12/30/2023	*	24:09	6-9	.667	0-0	.000	1-2	.500	4	1	5	6.7	3	1	2	0	1	13	9.3	
Louisville	01/03/2024	*	31:02	7-8	.875	0-0	.000	1-3	.333	2	8	10	6.9	1	1	1	3	1	15	9.7	
at NC State	01/06/2024	*	32:11	7-9	.778	1-2	.500	1-3	.333	2	5	7	6.9	3	1	1	1	1	16	10.1	
at Wake Forest	01/13/2024	*	23:02	1-4	.250	0-0	.000	2-2	1.000	0	1	1	6.6	0	0	1	1	3	4	9.8	
Virginia Tech	01/17/2024	*	25:46	3-4	.750	0-0	.000	0-0	.000	1	6	7	6.6	2	0	1	1	1	6	9.5	
at Georgia Tech	01/20/2024	*	32:11	4-4	1.000	1-1	1.000	0-2	.000	5	5	10	6.8	2	2	1	3	0	9	9.5	
NC State	01/24/2024	*	35:30	6-10	.600	0-1	.000	1-2	.500	4	8	12	7.1	0	1	1	6	0	13	9.7	
at Louisville	01/27/2024	*	29:20	8-10	.800	0-0	.000	3-4	.750	2	9	11	7.3	1	1	1	2	0	19	10.2	
Notre Dame	01/31/2024	*	27:25	0-1	.000	0-0	.000	0-0	.000	2	3	5	7.1	1	0	1	2	1	0	9.7	
at Clemson	02/03/2024	*	27:21	2-5	.400	0-0	.000	1-2	.500	4	6	10	7.3	3	0	1	1	0	5	9.5	
Miami (FL)	02/05/2024	*	28:29	4-5	.800	0-0	.000	0-0	.000	2	6	8	7.3	0	0	0	2	2	8	9.4	
at Florida St.	02/10/2024	*	19:45	0-0	.000	0-0	.000	1-2	.500	1	2	3	7.1	5	3	0	0	0	1	9.0	
Pittsburgh	02/13/2024	*	35:09	4-6	.667	0-0	.000	0-2	.000	1	2	3	7.0	3	1	1	5	0	8	9.0	
Wake Forest	02/17/2024	*	32:03	3-8	.375	0-2	.000	0-3	.000	3	6	9	7.0	1	1	0	7	1	6	8.9	
at Virginia Tech	02/19/2024	*	21:54	1-2	.500	0-0	.000	0-0	.000	1	4	5	7.0	3	0	1	1	0	2	8.6	
North Carolina	02/24/2024	*	23:30	1-5	.200	0-1	.000	0-0	.000	0	4	4	6.9	3	0	0	3	0	2	8.4	
at Boston College	02/28/2024	*	28:14	3-9	.333	0-2	.000	2-4	.500	3	10	13	7.1	1	1	2	1	1	8	8.4	
at Duke	03/02/2024	*	30:49	4-9	.444	1-2	.500	0-0	.000	3	3	6	7.0	3	0	2	5	0	9	8.4	
Georgia Tech	03/09/2024	*	23:35	1-2	.500	0-0	.000	0-0	.000	1	2	3	6.9	3	1	0	1	2	2	8.2	
vs Boston College	03/14/2024	*	26:34	3-3	1.000	0-0	.000	1-2	.500	3	4	7	6.9	4	0	1	1	2	7	8.2	
vs NC State	03/15/2024	*	38:12	5-10	.500	0-2	.000	0-0	.000	4	5	9	7.0	2	1	1	2	0	10	8.2	
<b>Totals</b>			<b>33</b>	<b>909:33</b>	<b>112-203</b>	<b>.552</b>	<b>7-34</b>	<b>.206</b>	<b>40-75</b>	<b>.533</b>	<b>75</b>	<b>155</b>	<b>230</b>	<b>7.0</b>	<b>67</b>	<b>26</b>	<b>27</b>	<b>76</b>	<b>43</b>	<b>271</b>	<b>8.2</b>





# 22 JORDAN MINOR

Gr. • F • 6-8 • 242 • Kingston, Mass. • Merrimack

## 2023-24 SEASON

- Collected three rebounds in UVA debut vs. Tarleton State (11/6/23)
- Scored six points along with two rebounds vs. North Carolina A&T (11/14/23)
- Totaled two rebounds vs. No. 14 Texas A&M (11/29/23)
- Tallied two points and two rebounds at No. 23

Memphis (12/19/23)

- Scored six points along with two rebounds vs. Morgan State (12/27/23)
- Tallied six points and three rebounds at NC State (1/6/24)
- Registered nine point and five rebounds in 22 minutes in first start at Wake Forest (1/13/24)
- Scored season-high 16 points along with five rebounds in 26 minutes vs. Virginia Tech (1/17/24)
- Reached double figures with 11 points in third start at Georgia Tech (1/20/24)
- Tallied 10 points and nine rebounds in 30 minutes vs. NC State (1/24/24)
- Collected six points and five rebounds vs. Notre Dame (1/31/24)
- Scored nine points along with nine rebounds and two blocked shots at Clemson (2/3/24)
- Recorded 12 points and 10 rebounds for his first double-double at UVA vs. North Carolina (2/24/24)
- Totaled four points and five rebounds at Boston College (2/28/24)
- Collected three points, four rebounds and three steals vs. Boston College (3/14/24)
- Scored four points and pulled down nine rebounds vs. NC State (3/15/24)

## CAREER STATS/HIGHLIGHTS

SEASON	TEAM	GP-GS	MIN/AVG	Field Goals			3-Point		F-Throws		Rebounds					Scoring				
				FG-FGA	FG%	3FG-3FGA	3FG%	FT-FTA	FT%	OFF	DEF	TOT	AVG	PF-FO	A	TO	BLK	STL	PTS	AVG
2019-20	Merri	31-0	505/16.3	70-137	.511	2-5	.400	50-90	.556	79	58	137	4.4	76-0	24	40	32	7	192	6.2
2020-21	Merri	18-18	527/29.3	83-173	.480	1-7	.143	49-84	.583	54	91	145	8.1	69-7	32	56	25	15	216	12.0
2021-22	Merri	30-30	910/30.3	182-346	.526	1-11	.091	88-143	.615	95	152	247	8.2	101-5	36	61	73	44	453	15.1
2022-23	Merri	28-28	935/33.4	186-361	.515	1-9	.111	115-196	.587	91	171	262	9.4	84-4	65	78	72	39	488	17.4
2023-24	UVA	31-17	452/14.6	52-112	.464	0-0	.000	26-47	.553	47	51	98	3.2	56-1	9	18	10	13	130	4.2
<b>TOTAL FOR UVA</b>	<b>31-17</b>	<b>452/14.6</b>	<b>52-112</b>	<b>.464</b>	<b>0-0</b>	<b>.000</b>	<b>26-47</b>	<b>.553</b>	<b>47</b>	<b>51</b>	<b>98</b>	<b>3.2</b>	<b>56-1</b>	<b>9</b>	<b>18</b>	<b>10</b>	<b>13</b>	<b>130</b>	<b>4.2</b>	
<b>TOTAL</b>	<b>138-93</b>	<b>3328/24.1</b>	<b>573-1129</b>	<b>.508</b>	<b>5-32</b>	<b>.156</b>	<b>328-560</b>	<b>.586</b>	<b>366</b>	<b>523</b>	<b>889</b>	<b>6.4</b>	<b>386-17</b>	<b>166</b>	<b>253</b>	<b>212</b>	<b>118</b>	<b>1479</b>	<b>10.7</b>	

### Single Game Highs

Statistic	Value	
Points	28	vs Central Conn. St. 02/10/22
Rebounds	20	at Sacred Heart 02/18/23
Assists	7	vs LIU 02/02/23
Steals	6	vs Brown 12/07/21
Blocks	8	at Central Conn. St. 01/08/22, at Bucknell 12/18/22
FG Made	12	vs Central Conn. St. 02/10/22, at Sacred Heart 02/15/22
FG Attempts	19	at Gonzaga 12/09/21, vs Stonehill 02/09/23, at LIU 02/25/23
3FG Made	2	vs Jacksonville 11/17/19
3FG Attempts	3	vs Jacksonville 11/17/19, at Gonzaga 12/09/21
FT Made	11	at Wagner 12/31/22
FT Attempts	13	4 times

## 2023-24 MINOR GAME-BY-GAME

Opponent	Date	GS	MIN	Total		3-Pointers		Free throws		Rebounds				PF	A	TO	BLK	STL	PTS	AVG
				FG-FGA	PCT	3FG-3FGA	PCT	FT-FTA	PCT	OFF	DEF	TOT	AVG							
Tarleton St.	11/06/2023		11:42	0-1	.000	0-0	.000	0-0	.000	2	1	3	3.0	1	0	1	1	0	0	0.0
N.C. A&T	11/14/2023		12:14	2-3	.667	0-0	.000	2-2	1.000	1	1	2	2.5	2	0	1	0	0	6	3.0
Texas Southern	11/16/2023		07:04	1-3	.333	0-0	.000	0-0	.000	3	0	3	2.7	1	1	0	0	0	2	2.7
vs Wisconsin	11/20/2023		04:55	0-0	.000	0-0	.000	0-0	.000	0	0	0	2.0	1	0	0	0	0	0	2.0
vs West Virginia	11/22/2023		01:40	1-1	1.000	0-0	.000	0-0	.000	0	0	0	1.6	2	0	0	0	0	2	2.0
Texas A&M	11/29/2023		02:35	0-0	.000	0-0	.000	0-0	.000	0	2	2	1.7	1	0	0	0	0	0	1.7
Syracuse	12/02/2023		07:19	0-2	.000	0-0	.000	0-0	.000	1	0	1	1.6	3	0	0	0	0	0	1.4
N.C. Central	12/05/2023		11:41	0-4	.000	0-0	.000	0-0	.000	0	3	3	1.8	2	2	2	0	0	0	1.3
at Memphis	12/19/2023		03:18	1-1	1.000	0-0	.000	0-1	.000	1	1	2	1.8	0	0	0	0	0	2	1.3
Morgan St.	12/27/2023		11:49	3-5	.600	0-0	.000	0-0	.000	2	0	2	1.8	0	1	1	0	1	6	1.8
at Notre Dame	12/30/2023		08:37	1-2	.500	0-0	.000	0-0	.000	2	0	2	1.8	0	0	1	0	0	2	1.8
Louisville	01/03/2024		02:00	0-0	.000	0-0	.000	0-0	.000	0	0	0	1.7	0	0	0	0	0	0	1.7
at NC State	01/06/2024		07:31	2-2	1.000	0-0	.000	2-2	1.000	1	2	3	1.8	0	0	0	0	0	6	2.0
at Wake Forest	01/13/2024	*	22:18	3-8	.375	0-0	.000	3-5	.600	1	4	5	2.0	2	0	1	1	1	9	2.5
Virginia Tech	01/17/2024	*	26:29	5-8	.625	0-0	.000	6-8	.750	2	3	5	2.2	3	2	1	0	2	16	3.4
at Georgia Tech	01/20/2024	*	24:07	4-5	.800	0-0	.000	3-6	.500	1	1	2	2.2	4	0	1	0	1	11	3.9
NC State	01/24/2024	*	30:22	5-9	.556	0-0	.000	0-2	.000	6	3	9	2.6	2	0	1	1	1	10	4.2
at Louisville	01/27/2024	*	09:44	2-4	.500	0-0	.000	0-0	.000	0	4	4	2.7	4	0	1	0	0	4	4.2
Notre Dame	01/31/2024	*	28:28	2-4	.500	0-0	.000	1-2	.500	3	3	6	2.8	2	0	0	1	2	5	4.3
at Clemson	02/03/2024	*	29:30	4-7	.571	0-0	.000	1-2	.500	4	5	9	3.2	5	0	1	2	0	9	4.5
Miami (FL)	02/05/2024	*	16:24	1-4	.250	0-0	.000	0-0	.000	0	1	1	3.0	2	0	0	0	0	2	4.4
at Florida St.	02/10/2024	*	11:31	1-2	.500	0-0	.000	0-0	.000	1	0	1	3.0	3	0	0	0	0	2	4.3
Pittsburgh	02/13/2024	*	07:40	2-4	.500	0-0	.000	0-0	.000	0	0	0	2.8	1	0	0	0	0	4	4.3
Wake Forest	02/17/2024	*	19:24	0-1	.000	0-0	.000	0-2	.000	0	4	4	2.9	0	0	0	1	1	0	4.1
at Virginia Tech	02/19/2024	*	13:47	1-4	.250	0-0	.000	3-5	.600	1	0	1	2.8	2	0	1	0	0	5	4.1
North Carolina	02/24/2024	*	24:52	5-9	.556	0-0	.000	2-3	.667	6	4	10	3.1	4	0	0	1	0	12	4.4
at Boston College	02/28/2024	*	21:07	1-6	.167	0-0	.000	2-2	1.000	2	3	5	3.1	1	1	0	0	0	4	4.4
at Duke	03/02/2024	*	12:42	0-1	.000	0-0	.000	0-0	.000	0	0	0	3.0	2	1	1	0	0	0	4.3
Georgia Tech	03/09/2024	*	09:53	2-3	.667	0-0	.000	0-0	.000	0	0	0	2.9	1	0	2	1	0	4	4.2
vs Boston College	03/14/2024		18:31	1-3	.333	0-0	.000	1-5	.200	2	2	4	3.0	1	0	0	1	3	3	4.2
vs NC State	03/15/2024	*	32:29	2-6	.333	0-0	.000	0-0	.000	5	4	9	3.2	4	1	2	0	1	4	4.2
<b>Totals</b>		<b>17</b>	<b>451:43</b>	<b>52-112</b>	<b>.464</b>	<b>0-0</b>	<b>.000</b>	<b>26-47</b>	<b>.553</b>	<b>47</b>	<b>51</b>	<b>98</b>	<b>3.2</b>	<b>56</b>	<b>9</b>	<b>18</b>	<b>10</b>	<b>13</b>	<b>130</b>	<b>4.2</b>



# 34 JAKE GROVES

Gr. • F • 6-9 • 211 • Spokane, Wash. • Oklahoma

## 2023-24 SEASON

- Scored nine points on 3 of 4 3-pointers vs. Tarleton State (11/6/23)
- Scored 12 points vs. Florida (11/10/23)
- Recorded 11 points and matched a career high with nine rebounds vs. North Carolina A&T (11/14/23)
- Registered 12 points, four rebounds and three assists

vs. No. 14 Texas A&M (11/29/23)

- Netted eight points vs. Syracuse (12/2/23) and Northeastern (12/16/23)
- Tallied 12 points on 5 of 7 field goals at No. 23 Memphis (12/19/23)
- Scored 10 points (3 of 4 3FG) vs. Morgan State (12/27/23)
- Recored seven points and matched a career high with nine rebounds vs. Louisville (1/3/24)
- Scored six points on a pair of 3-pointers vs. Virginia Tech (1/17/24)
- Scored five points, including key 3-pointer, at Georgia Tech (1/20/24)
- Contributed nine points on a trio of 3-pointers at Louisville (1/27/24)
- Drilled a career-high six 3-pointers en route to a season-high 18 points vs. Notre Dame (1/31/24)
- Scored team-high 17 points on 7 of 9 shooting (3 of 4 3FG) at Clemson (2/3/24)
- Netted 12 points on 5 of 9 shooting vs. Miami (2/5/24)
- Scored 10 points (2-2 3FG) and added three rebounds at Florida State (2/10/24)
- Scored 13 points (3-6 3FG) at Boston College (2/28/24)
- Tallied nine points (3 of 7 3FG) and added six rebounds vs. Georgia Tech (3/9/24)
- Recorded 15 points and career-high 11 rebounds en route to first career double-double vs. Boston College (3/14/24)

## CAREER STATS/HIGHLIGHTS

SEASON	TEAM	GP-GS	MIN/AVG	Field Goals		3-Point		F-Throws		Rebounds				Scoring						
				FG-FGA	FG%	3FG-3FGA	3FG%	FT-FTA	FT%	OFF	DEF	TOT	AVG	PF-FO	A	TO	BLK	STL	PTS	AVG
2019-20	EWU	24-0	154/6.4	25-49	.510	2-14	.143	9-16	.563	11	26	37	1.5	23-0	7	15	0	6	61	2.5
2020-21	EWU	24-14	522/21.8	90-163	.552	16-44	.364	28-37	.757	23	77	100	4.2	60-2	22	29	3	11	224	9.3
2021-22	OU	34-12	587/17.3	60-139	.432	23-75	.307	14-23	.609	24	73	97	2.9	49-1	15	22	3	8	157	4.6
2022-23	OU	32-22	655/20.5	81-185	.438	37-97	.381	17-24	.708	17	64	81	2.5	38-0	26	27	2	13	216	6.8
2023-24	UVa	33-15	671/20.3	90-194	.464	49-105	.467	18-25	.720	25	68	93	2.8	65-0	21	12	7	17	247	7.5
<b>TOTAL</b>	<b>UVa</b>	<b>33-15</b>	<b>671/20.3</b>	<b>90-194</b>	<b>.464</b>	<b>49-105</b>	<b>.467</b>	<b>18-25</b>	<b>.720</b>	<b>25</b>	<b>68</b>	<b>93</b>	<b>2.8</b>	<b>65-0</b>	<b>21</b>	<b>12</b>	<b>7</b>	<b>17</b>	<b>247</b>	<b>7.5</b>
<b>TOTAL</b>		<b>147-63</b>	<b>2590/17.6</b>	<b>346-730</b>	<b>.474</b>	<b>127-335</b>	<b>.379</b>	<b>86-125</b>	<b>.688</b>	<b>100</b>	<b>308</b>	<b>408</b>	<b>2.8</b>	<b>235-3</b>	<b>91</b>	<b>105</b>	<b>15</b>	<b>55</b>	<b>905</b>	<b>6.2</b>

### Single Game Highs

Statistic	Value	
Points	26	vs Central Ark. 12/17/22
Rebounds	11	vs Boston College 03/14/24
Assists	3	6 times
Steals	3	4 times
Blocks	1	15 times
FG Made	10	vs Montana 03/12/21, vs Central Ark. 12/17/22
FG Attempts	16	at Washington St. 11/28/20
3FG Made	6	vs Notre Dame 01/31/24
3FG Attempts	9	vs Texas 12/31/22
FT Made	4	4 times
FT Attempts	6	vs Montana 01/09/20

## 2023-24 GROVES GAME-BY-GAME

Opponent	Date	GS	MIN	Total		3-Pointers		Free throws		Rebounds				PF	A	TO	BLK	STL	PTS	AVG
				FG-FGA	PCT	3FG-3FGA	PCT	FT-FTA	PCT	OFF	DEF	TOT	AVG							
Tarleton St.	11/06/2023	*	14:42	3-4	.750	3-4	.750	0-0	.000	0	1	1	1.0	4	1	0	0	1	9	9.0
vs Florida	11/10/2023	*	16:19	4-7	.571	2-3	.667	2-2	1.000	0	0	0	0.5	4	2	0	0	1	12	10.5
N.C. A&T	11/14/2023		20:41	4-6	.667	2-2	1.000	1-2	.500	3	6	9	3.3	1	2	1	1	1	11	10.7
Texas Southern	11/16/2023		16:33	3-6	.500	0-3	.000	1-1	1.000	1	1	2	3.0	2	0	0	0	0	7	9.8
vs Wisconsin	11/20/2023		20:47	1-7	.143	0-3	.000	2-2	1.000	0	2	2	2.8	1	0	1	0	0	4	8.6
vs West Virginia	11/22/2023		21:01	2-5	.400	1-3	.333	0-0	.000	0	0	0	2.3	2	0	0	0	1	5	8.0
Texas A&M	11/29/2023	*	31:30	5-8	.625	2-4	.500	0-0	.000	1	3	4	2.6	2	3	0	0	0	12	8.6
Syracuse	12/02/2023	*	23:06	2-4	.500	1-2	.500	3-4	.750	1	2	3	2.6	1	1	1	0	0	8	8.5
N.C. Central	12/05/2023	*	13:29	1-3	.333	0-2	.000	0-0	.000	0	1	1	2.4	2	2	0	0	0	2	7.8
Northeastern	12/16/2023	*	21:32	3-5	.600	0-2	.000	2-2	1.000	0	1	1	2.3	3	0	1	1	0	8	7.8
at Memphis	12/19/2023	*	25:45	5-7	.714	2-3	.667	0-0	.000	0	3	3	2.4	2	0	0	0	2	12	8.2
Morgan St.	12/27/2023	*	14:36	3-6	.500	3-4	.750	1-2	.500	1	0	1	2.3	2	0	0	0	2	10	8.3
at Notre Dame	12/30/2023	*	18:13	2-3	.667	0-0	.000	0-0	.000	0	1	1	2.2	3	0	0	0	1	4	8.0
Louisville	01/03/2024	*	33:43	2-8	.250	1-5	.200	2-2	1.000	3	6	9	2.6	3	1	0	0	0	7	7.9
at NC State	01/06/2024		12:00	1-6	.167	0-2	.000	0-0	.000	0	1	1	2.5	0	0	0	0	0	2	7.5
at Wake Forest	01/13/2024	*	17:25	1-4	.250	1-1	1.000	0-0	.000	2	2	4	2.6	3	1	1	0	0	3	7.3
Virginia Tech	01/17/2024		14:49	2-5	.400	2-4	.500	0-0	.000	1	2	3	2.6	1	0	0	0	0	6	7.2
at Georgia Tech	01/20/2024		12:56	2-5	.400	1-2	.500	0-0	.000	1	0	1	2.6	2	0	1	0	0	5	7.1
NC State	01/24/2024		09:57	0-1	.000	0-1	.000	0-0	.000	0	1	1	2.5	0	1	0	0	0	0	6.7
at Louisville	01/27/2024		12:03	3-4	.750	3-4	.750	0-0	.000	1	0	1	2.4	4	0	0	0	1	9	6.8
Notre Dame	01/31/2024		22:28	6-10	.600	6-8	.750	0-0	.000	0	4	4	2.5	2	2	1	1	1	18	7.3
at Clemson	02/03/2024		27:46	7-9	.778	3-4	.750	0-1	.000	0	4	4	2.5	4	0	1	1	0	17	7.8
Miami (FL)	02/05/2024		17:30	5-9	.556	2-4	.500	0-2	.000	0	1	1	2.5	0	0	0	1	0	12	8.0
at Florida St.	02/10/2024		22:11	4-8	.500	2-2	1.000	0-0	.000	1	2	3	2.5	4	0	0	0	2	10	8.0
Pittsburgh	02/13/2024		24:04	2-6	.333	1-4	.250	2-2	1.000	0	3	3	2.5	1	1	0	0	1	7	8.0
Wake Forest	02/17/2024		15:03	0-2	.000	0-1	.000	0-0	.000	1	0	1	2.5	3	2	1	0	0	0	7.7
at Virginia Tech	02/19/2024		17:14	1-1	1.000	0-0	.000	0-0	.000	1	3	4	2.5	1	0	1	0	1	2	7.5
North Carolina	02/24/2024		19:24	0-3	.000	0-1	.000	0-0	.000	0	2	2	2.5	2	0	0	1	0	0	7.2
at Boston College	02/28/2024	*	29:46	5-11	.455	3-6	.500	0-0	.000	1	3	4	2.6	1	0	0	0	0	13	7.4
at Duke	03/02/2024	*	23:21	2-5	.400	1-3	.333	0-0	.000	1	1	2	2.5	1	0	0	1	0	5	7.3
Georgia Tech	03/09/2024	*	32:36	3-7	.429	3-7	.429	0-0	.000	1	5	6	2.6	1	1	0	0	0	9	7.4
vs Boston College	03/14/2024	*	35:13	5-13	.385	3-7	.429	2-3	.667	4	7	11	2.9	0	0	1	0	1	15	7.6
vs NC State	03/15/2024		13:25	1-6	.167	1-4	.250	0-0	.000	0	0	0	2.8	3	1	1	0	1	3	7.5
<b>Totals</b>		<b>15</b>	<b>671:09</b>	<b>90-194</b>	<b>.464</b>	<b>49-105</b>	<b>.467</b>	<b>18-25</b>	<b>.720</b>	<b>25</b>	<b>68</b>	<b>93</b>	<b>2.8</b>	<b>65</b>	<b>21</b>	<b>12</b>	<b>7</b>	<b>17</b>	<b>247</b>	<b>7.5</b>



# 35 LEON BOND III

R-Fr. • G/F • 6-5 • 203 • Wauwatosa, Wis. • Wauwatosa East

## 2023-24 SEASON

- Recorded 12 points, nine rebounds and two steals in collegiate debut vs. Tarleton State (11/6/23)
- Scored 16 points on 8 of 10 field goals vs. North Carolina A&T (11/14/23)
- Tallied eight points and three rebounds vs. Texas Southern (11/16/23)
- Registered eight points and team-high seven rebounds vs. West Virginia (11/22/23)
- Had six points and team-high six rebounds vs. Syracuse (12/2/23)
- Collected 14 points and a game-high nine rebounds and two blocked shots vs. NCCU (12/5/23)
- Scored six points vs. Northeastern (12/16/23)
- Recorded 10 points and seven rebounds vs. Morgan State (12/27/23)
- Tallied four points, three rebounds and two steals at Louisville (1/27/24)

## CAREER HIGHLIGHTS

SEASON	TEAM	GP-GS	MIN	Field Goals		3-Point		F-Throws		Rebounds				Scoring							
				FG-FGA	FG%	3FG-3FGA	3FG%	FT-FTA	FT%	OFF	DEF	TOT	AVG	PF	FO	A	TO	BLK	STL	PTS	AVG
2023-24	UVa	23-0	294	12.8	44-95	.463	1-2	.500	9-14	.643	28	40	68	3.0	20-0	15	9	5	13	98	4.3
<b>TOTAL</b>		<b>23-0</b>	<b>294</b>	<b>12.8</b>	<b>44-95</b>	<b>.463</b>	<b>1-2</b>	<b>.500</b>	<b>9-14</b>	<b>.643</b>	<b>28</b>	<b>40</b>	<b>68</b>	<b>3.0</b>	<b>20-0</b>	<b>15</b>	<b>9</b>	<b>5</b>	<b>13</b>	<b>98</b>	<b>4.3</b>

### Single Game Highs

Statistic	Value	
Points	16	vs N.C. A&T 11/14/23
Rebounds	9	vs Tarleton St. 11/06/23, vs N.C. Central 12/05/23
Assists	3	vs N.C. Central 12/05/23
Steals	3	vs Texas Southern 11/16/23
Blocks	2	vs N.C. Central 12/05/23
FG Made	8	vs N.C. A&T 11/14/23
FG Attempts	10	vs N.C. A&T 11/14/23
3FG Made	1	vs N.C. Central 12/05/23
3FG Attempts	1	vs N.C. Central 12/05/23, vs West Virginia 11/22/23
FT Made	4	vs Tarleton St. 11/06/23
FT Attempts	6	vs Tarleton St. 11/06/23

## 2023-24 BOND III GAME-BY-GAME

Opponent	Date	GS	MIN	Total		3-Pointers		Free throws		Rebounds				PF	A	TO	BLK	STL	PTS	AVG	
				FG-FGA	PCT	3FG-3FGA	PCT	FT-FTA	PCT	OFF	DEF	TOT	AVG								
Tarleton St.	11/06/2023		16:42	4-5	.800	0-0	.000	4-6	.667	5	4	9	9.0	0	0	0	0	2	12	12.0	
vs Florida	11/10/2023		04:02	1-3	.333	0-0	.000	0-0	.000	1	0	1	5.0	1	0	0	0	0	2	7.0	
N.C. A&T	11/14/2023		18:47	8-10	.800	0-0	.000	0-0	.000	2	1	3	4.3	0	0	1	1	0	16	10.0	
Texas Southern	11/16/2023		20:09	4-7	.571	0-0	.000	0-0	.000	1	2	3	4.0	2	1	0	0	3	8	9.5	
vs Wisconsin	11/20/2023		13:21	0-1	.000	0-0	.000	0-0	.000	0	0	0	3.2	0	0	0	1	0	0	7.6	
vs West Virginia	11/22/2023		21:05	4-8	.500	0-1	.000	0-0	.000	4	3	7	3.8	1	2	1	0	0	8	7.7	
Texas A&M	11/29/2023		07:41	0-2	.000	0-0	.000	0-0	.000	0	0	0	3.3	0	0	0	0	1	0	6.6	
Syracuse	12/02/2023		18:04	2-7	.286	0-0	.000	2-2	1.000	2	4	6	3.6	2	2	2	0	0	6	6.5	
N.C. Central	12/05/2023		21:18	6-8	.750	1-1	1.000	1-2	.500	1	8	9	4.2	3	3	0	2	0	14	7.3	
Northeastern	12/16/2023		13:38	3-4	.750	0-0	.000	0-0	.000	0	1	1	3.9	1	0	0	0	0	6	7.2	
at Memphis	12/19/2023		21:41	3-5	.600	0-0	.000	0-0	.000	1	0	1	3.6	0	0	1	0	0	6	7.1	
Morgan St.	12/27/2023		18:42	4-9	.444	0-0	.000	2-2	1.000	2	5	7	3.9	1	2	0	1	1	10	7.3	
at Notre Dame	12/30/2023		19:17	0-3	.000	0-0	.000	0-0	.000	1	2	3	3.8	0	2	0	0	2	0	6.8	
Louisville	01/03/2024		07:56	0-1	.000	0-0	.000	0-0	.000	3	1	4	3.9	0	2	0	0	1	0	6.3	
at NC State	01/06/2024		03:38	0-3	.000	0-0	.000	0-0	.000	0	0	0	3.6	1	0	0	0	0	0	5.9	
at Wake Forest	01/13/2024		20:52	2-7	.286	0-0	.000	0-2	.000	2	2	4	3.6	2	0	1	0	1	4	5.8	
Virginia Tech	01/17/2024		04:54	0-1	.000	0-0	.000	0-0	.000	0	1	1	3.5	0	0	0	0	0	0	5.4	
at Georgia Tech	01/20/2024		09:27	0-1	.000	0-0	.000	0-0	.000	0	0	0	3.3	2	1	0	0	0	0	5.1	
NC State	01/24/2024		03:19	0-1	.000	0-0	.000	0-0	.000	0	2	2	3.2	0	0	2	0	0	0	4.8	
at Louisville	01/27/2024		13:20	2-4	.500	0-0	.000	0-0	.000	2	1	3	3.2	1	0	0	0	2	4	4.8	
Miami (FL)	02/05/2024		03:40	0-1	.000	0-0	.000	0-0	.000	0	2	2	3.1	1	0	0	0	0	0	4.6	
at Virginia Tech	02/19/2024		09:46	1-4	.250	0-0	.000	0-0	.000	1	1	2	3.1	2	0	1	0	0	2	4.5	
at Duke	03/02/2024		02:29	0-0	.000	0-0	.000	0-0	.000	0	0	0	3.0	0	0	0	0	0	0	4.3	
<b>Totals</b>			<b>0</b>	<b>293:48</b>	<b>44-95</b>	<b>.463</b>	<b>1-2</b>	<b>.500</b>	<b>9-14</b>	<b>.643</b>	<b>28</b>	<b>40</b>	<b>68</b>	<b>3.0</b>	<b>20</b>	<b>15</b>	<b>9</b>	<b>5</b>	<b>13</b>	<b>98</b>	<b>4.3</b>



## 2023-24 Virginia Men's Basketball Combined Team Statistics All games

### Game Records

Record	Overall	Home	Away	Neutral
ALL GAMES	23-10	15-2	5-6	3-2
CONFERENCE	13-7	8-2	5-5	0-0
NON-CONFERENCE	10-3	7-0	0-1	3-2

### Score by Periods

Team	1st	2nd	OT	TOT
Virginia	1001	1069	28	2098
Opponents	855	1087	24	1966

### Team Box Score

No.	Player				Total		3-Point		F-Throw		Rebounds								PTS	AVG		
		GP-GS	MIN	AVG	FG-FGA	FG%	3FG-3FGA	3FG%	FT-FTA	FT%	OFF	DEF	TOT	AVG	PF	DQ	A	TO			BLK	STL
2	BEEKMAN, Reece	33-33	1078:20	32.7	176-390	.451	31-97	.320	88-119	.739	12	109	121	3.7	42	0	208	69	17	68	471	14.3
11	MCKNEELY, Isaac	32-32	1031:57	32.2	135-322	.419	79-176	.449	50-59	.847	5	92	97	3.0	46	0	54	32	5	19	399	12.5
13	DUNN, Ryan	33-33	909:33	27.6	112-203	.552	7-34	.206	40-75	.533	75	155	230	7.0	67	1	26	27	76	43	271	8.2
34	GROVES, Jacob	33-15	671:09	20.3	90-194	.464	49-105	.467	18-25	.720	25	68	93	2.8	65	0	21	12	7	17	247	7.5
4	ROHDE, Andrew	32-27	814:41	25.5	53-179	.296	28-108	.259	7-16	.438	1	58	59	1.8	24	0	89	36	2	15	141	4.4
35	BOND III, Leon	23-0	293:48	12.8	44-95	.463	1-2	.500	9-14	.643	28	40	68	3.0	20	0	15	9	5	13	98	4.3
22	MINOR, Jordan	31-17	451:43	14.6	52-112	.464	0-0	.000	26-47	.553	47	51	98	3.2	56	1	9	18	10	13	130	4.2
12	GERTRUDE, Elijah	15-0	147:52	9.9	20-57	.351	1-15	.067	11-18	.611	2	16	18	1.2	17	0	6	10	7	11	52	3.5
0	BUCHANAN, Blake	33-6	499:40	15.1	45-110	.409	0-0	.000	23-46	.500	42	63	105	3.2	62	3	12	15	30	13	113	3.4
10	MURRAY, Taine	32-1	422:07	13.2	40-80	.500	18-39	.462	11-18	.611	4	35	39	1.2	20	0	28	8	4	6	109	3.4
1	HARRIS, Dante	23-1	322:15	14.0	23-80	.288	2-19	.105	9-20	.450	5	43	48	2.1	25	0	33	16	5	17	57	2.5
24	HOW, Tristan	9-0	17:22	1.9	3-6	.500	0-1	.000	0-1	.000	1	1	2	0.2	1	0	1	0	0	0	6	0.7
42	WALKER, Bryce	7-0	14:34	2.1	1-3	.333	1-2	.500	1-2	.500	0	1	1	0.1	0	0	1	0	0	0	4	0.6
Team											44	60	104				18					
<b>Total</b>		<b>33</b>	<b>6675</b>		<b>794-1831</b>	<b>.434</b>	<b>217-598</b>	<b>.363</b>	<b>293-460</b>	<b>.637</b>	<b>291</b>	<b>792</b>	<b>1083</b>	<b>32.8</b>	<b>445</b>	<b>5</b>	<b>503</b>	<b>270</b>	<b>168</b>	<b>235</b>	<b>2098</b>	<b>63.6</b>
<b>Opponents</b>		<b>33</b>	<b>6675</b>		<b>706-1758</b>	<b>.402</b>	<b>213-701</b>	<b>.304</b>	<b>339-452</b>	<b>.750</b>	<b>310</b>	<b>828</b>	<b>1138</b>	<b>34.5</b>	<b>429</b>	<b>8</b>	<b>368</b>	<b>395</b>	<b>107</b>	<b>169</b>	<b>1966</b>	<b>59.6</b>

### Team Statistics

	UVA	OPP
<b>Scoring</b>	<b>2098</b>	<b>1966</b>
Points per game	63.6	59.6
Scoring margin	+4.0	-
<b>Field goals-att</b>	<b>794-1831</b>	<b>706-1758</b>
Field goal pct	.434	.402
<b>3 point fg-att</b>	<b>217-598</b>	<b>213-701</b>
3-point FG pct	.363	.304
3-pt FG made per game	6.6	6.5
<b>Free throws-att</b>	<b>293-460</b>	<b>339-452</b>
Free throw pct	.637	.750
F-Throws made per game	8.9	10.3
<b>Rebounds</b>	<b>1083</b>	<b>1138</b>
Rebounds per game	32.8	34.5
Rebounding margin	-1.7	-
<b>Assists</b>	<b>503</b>	<b>368</b>
Assists per game	15.2	11.2
<b>Turnovers</b>	<b>270</b>	<b>395</b>
Turnovers per game	8.2	12.0
Turnover margin	+3.8	-
Assist/turnover ratio	1.9	0.9
<b>Steals</b>	<b>235</b>	<b>169</b>
Steals per game	7.1	5.1
<b>Blocks</b>	<b>168</b>	<b>107</b>
Blocks per game	5.1	3.2
<b>Winning streak</b>	<b>0</b>	<b>-</b>
Home win streak	1	-
<b>Attendance</b>	<b>237872</b>	<b>104390</b>
Home games-Avg/Game	17-13992	11-9490
Neutral site-Avg/Game	-	5-10026

### Team Results

Date	Opponent		Score	Att.
11/06/2023	Tarleton St.	W	80-50	14080
11/10/2023	vs Florida	W	73-70	6783
11/14/2023	N.C. A&T	W	80-51	12905
11/16/2023	Texas Southern	W	62-33	13099
11/20/2023	vs Wisconsin	L	41-65	3500
11/22/2023	vs West Virginia	W	56-54	3500
11/29/2023	Texas A&M	W	59-47	14061
12/02/2023	Syracuse	W	84-62	14637
12/05/2023	N.C. Central	W	77-47	13459
12/16/2023	Northeastern	W	56-54	13676
12/19/2023	at Memphis	L	54-77	13554
12/27/2023	Morgan St.	W	79-44	14637
12/30/2023	at Notre Dame	L	54-76	7784
01/03/2024	Louisville	W	77-53	13703
01/06/2024	at NC State	L	60-76	14821
01/13/2024	at Wake Forest	L	47-66	9855
01/17/2024	Virginia Tech	W	65-57	14547
01/20/2024	at Georgia Tech	W	75-66	6380
01/24/2024	NC State	Wot	59-53	13947
01/27/2024	at Louisville	W	69-52	11381
01/31/2024	Notre Dame	W	65-53	13947
02/03/2024	at Clemson	W	66-65	9000
02/05/2024	Miami (FL)	W	60-38	14165
02/10/2024	at Florida St.	W	80-76	8525
02/13/2024	Pittsburgh	L	63-74	13858
02/17/2024	Wake Forest	W	49-47	14637
02/19/2024	at Virginia Tech	L	41-75	8925
02/24/2024	North Carolina	L	44-54	14637
02/28/2024	at Boston College	W	72-68	4851
03/02/2024	at Duke	L	48-73	9314
03/09/2024	Georgia Tech	W	72-57	13877
03/14/2024	vs Boston College	Wot	66-60	17627
03/15/2024	vs NC State	Lot	65-73	18722



## 2023-24 Virginia Men's Basketball Combined Team Statistics In Conference games

### Game Records

Record	Overall	Home	Away	Neutral
ALL GAMES	13-7	8-2	5-5	0-0
CONFERENCE	13-7	8-2	5-5	0-0
NON-CONFERENCE	0-0	0-0	0-0	0-0

### Score by Periods

Team	1st	2nd	OT	TOT
Virginia	575	663	12	1250
Opponents	526	709	6	1241

### Team Box Score

No.	Player				Total		3-Point		F-Throw		Rebounds											
		GP-GS	MIN	AVG	FG-FGA	FG%	3FG-3FGA	3FG%	FT-FTA	FT%	OFF	DEF	TOT	AVG	PF	DQ	A	TO	BLK	STL	PTS	AVG
2	BEEKMAN, Reece	20-20	663:41	33.2	110-242	.455	20-57	.351	61-81	.753	8	62	70	3.5	28	0	126	46	8	38	301	15.1
11	MCKNEELY, Isaac	20-20	662:41	33.1	93-212	.439	50-109	.459	34-38	.895	4	59	63	3.2	32	0	31	19	2	12	270	13.5
13	DUNN, Ryan	20-20	553:22	27.7	67-114	.588	3-13	.231	13-31	.419	42	94	136	6.8	41	1	16	17	47	16	150	7.5
34	GROVES, Jacob	20-7	405:36	20.3	50-111	.450	30-61	.492	7-11	.636	15	43	58	2.9	37	0	10	7	5	7	137	6.9
22	MINOR, Jordan	20-16	333:45	16.7	41-85	.482	0-0	.000	23-39	.590	31	37	68	3.4	41	1	4	11	8	8	105	5.3
4	ROHDE, Andrew	19-16	455:18	24.0	26-95	.274	15-58	.259	4-7	.571	0	24	24	1.3	15	0	47	20	1	8	71	3.7
10	MURRAY, Taine	20-0	245:56	12.3	26-48	.542	12-22	.545	7-12	.583	4	21	25	1.3	10	0	19	3	3	5	71	3.6
0	BUCHANAN, Blake	20-1	303:36	15.2	31-74	.419	0-0	.000	5-13	.385	22	40	62	3.1	37	2	4	5	16	6	67	3.4
12	GERTRUDE, Elijah	10-0	84:28	8.4	9-34	.265	0-8	.000	8-12	.667	1	9	10	1.0	7	0	4	7	3	7	26	2.6
1	HARRIS, Dante	15-0	190:53	12.7	15-56	.268	0-14	.000	2-6	.333	3	29	32	2.1	15	0	25	8	3	10	32	2.1
35	BOND III, Leon	12-0	116:42	9.7	7-33	.212	0-0	.000	2-4	.500	11	16	27	2.3	11	0	7	6	0	6	16	1.3
24	HOW, Tristan	4-0	05:09	1.3	2-2	1.000	0-0	.000	0-1	.000	1	1	2	0.5	0	0	0	0	0	0	4	1.0
42	WALKER, Bryce	3-0	03:54	1.3	0-0	.000	0-0	.000	0-0	.000	0	0	0	0.0	0	0	1	0	0	0	0	0.0
Team											25	37	62					12				
<b>Total</b>		<b>20</b>	<b>4025</b>		<b>477-1106</b>	<b>.431</b>	<b>130-342</b>	<b>.380</b>	<b>166-255</b>	<b>.651</b>	<b>167</b>	<b>472</b>	<b>639</b>	<b>32.0</b>	<b>274</b>	<b>4</b>	<b>294</b>	<b>161</b>	<b>96</b>	<b>123</b>	<b>1250</b>	<b>62.5</b>
<b>Opponents</b>		<b>20</b>	<b>4025</b>		<b>442-1051</b>	<b>.421</b>	<b>138-433</b>	<b>.319</b>	<b>219-285</b>	<b>.768</b>	<b>163</b>	<b>506</b>	<b>669</b>	<b>33.5</b>	<b>239</b>	<b>4</b>	<b>228</b>	<b>219</b>	<b>70</b>	<b>95</b>	<b>1241</b>	<b>62.1</b>

### Team Statistics

	UVA	OPP
<b>Scoring</b>	<b>1250</b>	<b>1241</b>
Points per game	62.5	62.1
Scoring margin	+0.5	-
<b>Field goals-att</b>	<b>477-1106</b>	<b>442-1051</b>
Field goal pct	.431	.421
<b>3 point fg-att</b>	<b>130-342</b>	<b>138-433</b>
3-point FG pct	.380	.319
3-pt FG made per game	6.5	6.9
<b>Free throws-att</b>	<b>166-255</b>	<b>219-285</b>
Free throw pct	.651	.768
F-Throws made per game	8.3	11.0
<b>Rebounds</b>	<b>639</b>	<b>669</b>
Rebounds per game	32.0	33.5
Rebounding margin	-1.5	-
<b>Assists</b>	<b>294</b>	<b>228</b>
Assists per game	14.7	11.4
<b>Turnovers</b>	<b>161</b>	<b>219</b>
Turnovers per game	8.1	11.0
Turnover margin	+2.9	-
Assist/turnover ratio	1.8	1.0
<b>Steals</b>	<b>123</b>	<b>95</b>
Steals per game	6.2	4.8
<b>Blocks</b>	<b>96</b>	<b>70</b>
Blocks per game	4.8	3.5
<b>Winning streak</b>	<b>1</b>	<b>-</b>
Home win streak	1	-
<b>Attendance</b>	<b>141955</b>	<b>90836</b>
Home games-Avg/Game	10-14196	10-9084
Neutral site-Avg/Game	-	0-0

### Team Results

Date	Opponent		Score	Att.
12/02/2023	Syracuse	W	84-62	14637
12/30/2023	at Notre Dame	L	54-76	7784
01/03/2024	Louisville	W	77-53	13703
01/06/2024	at NC State	L	60-76	14821
01/13/2024	at Wake Forest	L	47-66	9855
01/17/2024	Virginia Tech	W	65-57	14547
01/20/2024	at Georgia Tech	W	75-66	6380
01/24/2024	NC State	Wot	59-53	13947
01/27/2024	at Louisville	W	69-52	11381
01/31/2024	Notre Dame	W	65-53	13947
02/03/2024	at Clemson	W	66-65	9000
02/05/2024	Miami (FL)	W	60-38	14165
02/10/2024	at Florida St.	W	80-76	8525
02/13/2024	Pittsburgh	L	63-74	13858
02/17/2024	Wake Forest	W	49-47	14637
02/19/2024	at Virginia Tech	L	41-75	8925
02/24/2024	North Carolina	L	44-54	14637
02/28/2024	at Boston College	W	72-68	4851
03/02/2024	at Duke	L	48-73	9314
03/09/2024	Georgia Tech	W	72-57	13877



**2023-24 Virginia Men's Basketball  
Team Game-by-Game  
All games**

Opponent	Date	Score	W	Total		3-Pointers		Free throws		Rebounds				PF	A	TO	BLK	STL	PTS	AVG
				FG-FGA	PCT	3FG-3FGA	PCT	FT-FTA	PCT	OFF	DEF	TOT	AVG							
Tarleton St.	11/06/2023	80-50	W	23-47	.489	10-22	.455	24-39	.615	10	30	40	40.0	19	15	8	5	9	80	80.0
vs Florida	11/10/2023	73-70	W	26-58	.448	7-18	.389	14-24	.583	9	21	30	35.0	14	15	6	2	15	73	76.5
N.C. A&T	11/14/2023	80-51	W	31-57	.544	6-13	.462	12-16	.750	11	31	42	37.3	11	22	8	10	7	80	77.7
Texas Southern	11/16/2023	62-33	W	21-48	.438	5-16	.313	15-21	.714	10	24	34	36.5	15	13	11	10	13	62	73.8
vs Wisconsin	11/20/2023	41-65	L	15-46	.326	4-14	.286	7-7	1.000	3	18	21	33.4	10	10	8	8	5	41	67.2
vs West Virginia	11/22/2023	56-54	W	21-52	.404	4-18	.222	10-16	.625	6	22	28	32.5	15	10	9	3	8	56	65.3
Texas A&M	11/29/2023	59-47	W	22-53	.415	9-25	.360	6-6	1.000	7	23	30	32.1	11	14	10	8	8	59	64.4
Syracuse	12/02/2023	84-62	W	30-55	.545	12-21	.571	12-15	.800	8	25	33	32.3	13	21	10	4	8	84	66.9
N.C. Central	12/05/2023	77-47	W	32-59	.542	9-21	.429	4-8	.500	6	34	40	33.1	17	24	5	6	7	77	68.0
Northeastern	12/16/2023	56-54	W	22-53	.415	2-14	.143	10-18	.556	6	22	28	32.6	10	13	5	4	8	56	66.8
at Memphis	12/19/2023	54-77	L	22-56	.393	4-19	.211	6-10	.600	11	21	32	32.5	16	14	18	2	8	54	65.6
Morgan St.	12/27/2023	79-44	W	32-68	.471	10-23	.435	5-11	.455	17	22	39	33.1	9	22	5	7	13	79	66.8
at Notre Dame	12/30/2023	54-76	L	21-55	.382	2-11	.182	10-18	.556	10	17	27	32.6	14	10	11	1	8	54	65.8
Louisville	01/03/2024	77-53	W	30-58	.517	10-26	.385	7-10	.700	9	25	34	32.7	15	20	3	4	6	77	66.6
at NC State	01/06/2024	60-76	L	23-53	.434	5-15	.333	9-13	.692	5	26	31	32.6	11	14	8	2	6	60	66.1
at Wake Forest	01/13/2024	47-66	L	16-57	.281	4-12	.333	11-15	.733	7	20	27	32.3	15	9	7	3	7	47	64.9
Virginia Tech	01/17/2024	65-57	W	25-54	.463	4-14	.286	11-16	.688	5	28	33	32.3	11	18	7	2	10	65	64.9
at Georgia Tech	01/20/2024	75-66	W	29-58	.500	11-23	.478	6-11	.545	9	20	29	32.1	14	19	9	3	4	75	65.5
NC State	01/24/2024	59-53	Wot	24-65	.369	4-17	.235	7-13	.538	20	34	54	33.3	8	13	15	9	4	59	65.2
at Louisville	01/27/2024	69-52	W	27-54	.500	8-17	.471	7-10	.700	5	23	28	33.0	22	18	11	5	14	69	65.4
Notre Dame	01/31/2024	65-53	W	24-53	.453	13-25	.520	4-6	.667	10	15	25	32.6	9	21	10	6	8	65	65.3
at Clemson	02/03/2024	66-65	W	26-59	.441	5-15	.333	9-13	.692	15	23	38	32.9	17	9	6	4	3	66	65.4
Miami (FL)	02/05/2024	60-38	W	26-54	.481	5-11	.455	3-6	.500	4	30	34	32.9	13	20	3	8	7	60	65.1
at Florida St.	02/10/2024	80-76	W	26-52	.500	10-18	.556	18-24	.750	9	18	27	32.7	23	18	8	1	5	80	65.8
Pittsburgh	02/13/2024	63-74	L	25-50	.500	4-14	.286	9-13	.692	3	22	25	32.4	14	19	5	6	4	63	65.6
Wake Forest	02/17/2024	49-47	W	22-54	.407	4-13	.308	1-11	.091	10	26	36	32.5	11	11	8	13	5	49	65.0
at Virginia Tech	02/19/2024	41-75	L	17-52	.327	2-12	.167	5-7	.714	7	21	28	32.3	16	7	12	3	4	41	64.1
North Carolina	02/24/2024	44-54	L	16-58	.276	2-14	.143	10-15	.667	11	28	39	32.6	17	5	6	7	5	44	63.4
at Boston College	02/28/2024	72-68	W	24-54	.444	8-21	.381	16-22	.727	7	30	37	32.7	13	12	5	4	3	72	63.7
at Duke	03/02/2024	48-73	L	17-55	.309	5-17	.294	9-13	.692	10	19	29	32.6	9	12	12	7	3	48	63.2
Georgia Tech	03/09/2024	72-57	W	29-56	.518	12-26	.462	2-4	.500	3	22	25	32.4	9	18	5	4	9	72	63.5
vs Boston College	03/14/2024	66-60	Wot	25-62	.403	8-25	.320	8-18	.444	15	30	45	32.8	11	18	7	4	6	66	63.5
vs NC State	03/15/2024	65-73	Lot	25-66	.379	9-28	.321	6-11	.545	13	22	35	32.8	13	19	9	3	5	65	63.6
<b>Total</b>		<b>2098</b>		<b>794-1831</b>	<b>.434</b>	<b>217-598</b>	<b>.363</b>	<b>293-460</b>	<b>.637</b>	<b>291</b>	<b>792</b>	<b>1083</b>	<b>32.8</b>	<b>445</b>	<b>503</b>	<b>270</b>	<b>168</b>	<b>235</b>	<b>2098</b>	<b>63.6</b>
Opponents		1966		706-1758	.402	213-701	.304	339-452	.750	310	828	1138	34.5	429	368	395	107	169	1966	59.6

**Virginia Averages**

Games Played	Points/game	FG Pct	3FG Pct	FT Pct	Rebounds/game	Assists/game	Turnovers/game	Assist/Turnover ratio	Steals/game	Blocks/game
33	63.6	43.4	36.3	63.7	32.8	15.2	8.2	1.9	7.1	5.1



**2023-24 Virginia Men's Basketball  
Opponents Game-by-Game  
All games**

Opponent	Date	Score	W	Total		3-Pointers		Free throws		Rebounds				PF	A	TO	BLK	STL	PTS	AVG
				FG-FGA	PCT	3FG-3FGA	PCT	FT-FTA	PCT	OFF	DEF	TOT	AVG							
Tarleton St.	11/06/2023	80-50	W	16-48	.333	3-13	.231	15-21	.714	7	20	27	27.0	28	8	16	3	6	50	50.0
vs Florida	11/10/2023	73-70	W	26-65	.400	7-25	.280	11-15	.733	21	26	47	37.0	19	16	16	4	4	70	60.0
N.C. A&T	11/14/2023	80-51	W	17-53	.321	8-31	.258	9-12	.750	6	18	24	32.7	13	11	11	2	4	51	57.0
Texas Southern	11/16/2023	62-33	W	12-46	.261	3-16	.188	6-11	.545	13	21	34	33.0	17	5	20	3	8	33	51.0
vs Wisconsin	11/20/2023	41-65	L	25-62	.403	8-18	.444	7-8	.875	20	28	48	36.0	7	15	9	1	4	65	53.8
vs West Virginia	11/22/2023	56-54	W	19-51	.373	7-21	.333	9-13	.692	12	29	41	36.8	13	12	16	2	3	54	53.8
Texas A&M	11/29/2023	59-47	W	17-56	.304	4-23	.174	9-12	.750	18	24	42	37.6	12	7	16	1	7	47	52.9
Syracuse	12/02/2023	84-62	W	22-54	.407	5-20	.250	13-19	.684	10	17	27	36.3	14	10	14	2	6	62	54.0
N.C. Central	12/05/2023	77-47	W	15-51	.294	3-17	.176	14-21	.667	7	23	30	35.6	11	8	9	3	5	47	53.2
Northeastern	12/16/2023	56-54	W	24-51	.471	6-23	.261	0-3	.000	7	28	35	35.5	17	18	17	2	3	54	53.3
at Memphis	12/19/2023	54-77	L	26-56	.464	9-23	.391	14-17	.824	6	26	32	35.2	14	12	12	2	15	77	55.5
Morgan St.	12/27/2023	79-44	W	15-44	.341	5-12	.417	9-15	.600	10	23	33	35.0	10	5	19	2	4	44	54.5
at Notre Dame	12/30/2023	54-76	L	26-51	.510	11-23	.478	13-17	.765	10	30	40	35.4	14	14	14	1	8	76	56.2
Louisville	01/03/2024	77-53	W	19-47	.404	6-25	.240	9-13	.692	5	22	27	34.8	11	10	8	2	2	53	55.9
at NC State	01/06/2024	60-76	L	28-57	.491	10-28	.357	10-12	.833	5	27	32	34.6	9	14	6	2	6	76	57.3
at Wake Forest	01/13/2024	47-66	L	25-50	.500	10-21	.476	6-7	.857	5	35	40	34.9	15	13	17	8	4	66	57.8
Virginia Tech	01/17/2024	65-57	W	21-54	.389	11-30	.367	4-4	1.000	4	28	32	34.8	14	14	15	1	3	57	57.8
at Georgia Tech	01/20/2024	75-66	W	23-51	.451	9-27	.333	11-15	.733	8	21	29	34.4	13	12	13	2	4	66	58.2
NC State	01/24/2024	59-53	Wot	22-63	.349	4-14	.286	5-6	.833	7	25	32	34.3	16	7	9	7	10	53	57.9
at Louisville	01/27/2024	69-52	W	15-42	.357	3-11	.273	19-24	.792	8	23	31	34.2	14	5	18	2	5	52	57.7
Notre Dame	01/31/2024	65-53	W	20-43	.465	9-18	.500	4-6	.667	8	20	28	33.9	6	10	18	0	8	53	57.4
at Clemson	02/03/2024	66-65	W	20-56	.357	7-20	.350	18-21	.857	13	20	33	33.8	11	9	4	2	3	65	57.8
Miami (FL)	02/05/2024	60-38	W	14-49	.286	2-20	.100	8-15	.533	9	26	35	33.9	6	9	11	4	3	38	56.9
at Florida St.	02/10/2024	80-76	W	24-47	.511	2-16	.125	26-33	.788	9	20	29	33.7	18	8	9	8	3	76	57.7
Pittsburgh	02/13/2024	63-74	L	26-58	.448	14-32	.438	8-11	.727	11	24	35	33.7	11	14	8	2	5	74	58.4
Wake Forest	02/17/2024	49-47	W	19-55	.345	5-21	.238	4-5	.800	10	28	38	33.9	13	11	12	2	3	47	57.9
at Virginia Tech	02/19/2024	41-75	L	27-53	.509	8-23	.348	13-17	.765	5	27	32	33.8	6	17	7	5	4	75	58.6
North Carolina	02/24/2024	44-54	L	16-50	.320	7-22	.318	15-19	.789	9	34	43	34.1	18	11	10	10	2	54	58.4
at Boston College	02/28/2024	72-68	W	24-58	.414	5-22	.227	15-18	.833	6	24	30	34.0	15	12	4	4	5	68	58.7
at Duke	03/02/2024	48-73	L	30-61	.492	6-19	.316	7-10	.700	12	30	42	34.3	11	17	10	4	8	73	59.2
Georgia Tech	03/09/2024	72-57	W	21-52	.404	4-21	.190	11-13	.846	9	25	34	34.3	4	11	12	2	3	57	59.1
vs Boston College	03/14/2024	66-60	Wot	24-66	.364	9-29	.310	3-4	.750	12	26	38	34.4	17	13	7	4	3	60	59.2
vs NC State	03/15/2024	65-73	Lot	28-58	.483	3-17	.176	14-15	.933	8	30	38	34.5	12	10	8	8	8	73	59.6
<b>Total</b>		<b>1966</b>		<b>706-1758</b>	<b>.402</b>	<b>213-701</b>	<b>.304</b>	<b>339-452</b>	<b>.750</b>	<b>310</b>	<b>828</b>	<b>1138</b>	<b>34.5</b>	<b>429</b>	<b>368</b>	<b>395</b>	<b>107</b>	<b>169</b>	<b>1966</b>	<b>59.6</b>
Virginia		2098		794-1831	.434	217-598	.363	293-460	.637	291	792	1083	32.8	445	503	270	168	235	2098	63.6

**Opponents Averages**

Games Played	Points/game	FG Pct	3FG Pct	FT Pct	Rebounds/game	Assists/game	Turnovers/game	Assist/Turnover ratio	Steals/game	Blocks/game
33	59.6	40.2	30.4	75.0	34.5	11.2	12.0	0.9	5.1	3.2



**2023-24 Virginia Men's Basketball  
Team High/Low Analysis  
All games**

**Virginia - Game Highs**

<b>POINTS</b>	84		Syracuse (12/02/2023)
	80		at Florida St. (02/10/2024)
	80		N.C. A&T (11/14/2023)
	80		Tarleton St. (11/06/2023)
	79		Morgan St. (12/27/2023)
<b>FIELD GOALS MADE</b>	32		Morgan St. (12/27/2023)
	32		N.C. Central (12/05/2023)
<b>FIELD GOAL ATTEMPTS</b>	68		Morgan St. (12/27/2023)
	66		vs NC State (N) (03/15/2024)
<b>FIELD GOAL PERCENTAGE</b>	.545	(30-55)	Syracuse (12/02/2023)
	.544	(31-57)	N.C. A&T (11/14/2023)
<b>3 PT FG MADE</b>	13		Notre Dame (01/31/2024)
	12		Georgia Tech (03/09/2024)
	12		Syracuse (12/02/2023)
<b>3 PT FG ATTEMPTS</b>	28		vs NC State (N) (03/15/2024)
	26		Georgia Tech (03/09/2024)
	26		Louisville (01/03/2024)
<b>3 PT FG PERCENTAGE</b>	.571	(12-21)	Syracuse (12/02/2023)
	.556	(10-18)	at Florida St. (02/10/2024)
<b>FREE THROWS MADE</b>	24		Tarleton St. (11/06/2023)
	18		at Florida St. (02/10/2024)
<b>FREE THROW ATTEMPTS</b>	39		Tarleton St. (11/06/2023)
	24		at Florida St. (02/10/2024)
	24		vs Florida (N) (11/10/2023)
<b>FREE THROW PERCENTAGE</b>	1.000	(7-7)	vs Wisconsin (N) (11/20/2023)
	1.000	(6-6)	Texas A&M (11/29/2023)
<b>REBOUNDS</b>	54		NC State (01/24/2024)
	45		vs Boston College (N) (03/14/2024)
<b>ASSISTS</b>	24		N.C. Central (12/05/2023)
	22		Morgan St. (12/27/2023)
	22		N.C. A&T (11/14/2023)
<b>STEALS</b>	15		vs Florida (N) (11/10/2023)
	14		at Louisville (01/27/2024)
<b>BLOCKED SHOTS</b>	13		Wake Forest (02/17/2024)
	10		Texas Southern (11/16/2023)
	10		N.C. A&T (11/14/2023)
<b>TURNOVERS</b>	18		at Memphis (12/19/2023)
	15		NC State (01/24/2024)
<b>FOULS</b>	23		at Florida St. (02/10/2024)
	22		at Louisville (01/27/2024)





**2023-24 Virginia Men's Basketball  
Team High/Low Analysis  
All games**

**Opponent - Game Highs**

<b>POINTS</b>	77		at Memphis (12/19/2023)
	76		at Florida St. (02/10/2024)
	76		at NC State (01/06/2024)
	76		at Notre Dame (12/30/2023)
	75		at Virginia Tech (02/19/2024)
<b>FIELD GOALS MADE</b>	30		at Duke (03/02/2024)
	28		vs NC State (N) (03/15/2024)
	28		at NC State (01/06/2024)
<b>FIELD GOAL ATTEMPTS</b>	66		vs Boston College (N) (03/14/2024)
	65		vs Florida (N) (11/10/2023)
<b>FIELD GOAL PERCENTAGE</b>	.511	(24-47)	at Florida St. (02/10/2024)
	.510	(26-51)	at Notre Dame (12/30/2023)
<b>3 PT FG MADE</b>	14		Pittsburgh (02/13/2024)
	11		Virginia Tech (01/17/2024)
	11		at Notre Dame (12/30/2023)
<b>3 PT FG ATTEMPTS</b>	32		Pittsburgh (02/13/2024)
	31		N.C. A&T (11/14/2023)
<b>3 PT FG PERCENTAGE</b>	.500	(9-18)	Notre Dame (01/31/2024)
	.478	(11-23)	at Notre Dame (12/30/2023)
<b>FREE THROWS MADE</b>	26		at Florida St. (02/10/2024)
	19		at Louisville (01/27/2024)
<b>FREE THROW ATTEMPTS</b>	33		at Florida St. (02/10/2024)
	24		at Louisville (01/27/2024)
<b>FREE THROW PERCENTAGE</b>	1.000	(4-4)	Virginia Tech (01/17/2024)
	.933	(14-15)	vs NC State (N) (03/15/2024)
<b>REBOUNDS</b>	48		vs Wisconsin (N) (11/20/2023)
	47		vs Florida (N) (11/10/2023)
<b>ASSISTS</b>	18		Northeastern (12/16/2023)
	17		at Duke (03/02/2024)
	17		at Virginia Tech (02/19/2024)
<b>STEALS</b>	15		at Memphis (12/19/2023)
	10		NC State (01/24/2024)
<b>BLOCKED SHOTS</b>	10		North Carolina (02/24/2024)
	8		vs NC State (N) (03/15/2024)
	8		at Florida St. (02/10/2024)
	8		at Wake Forest (01/13/2024)
<b>TURNOVERS</b>	20		Texas Southern (11/16/2023)
	19		Morgan St. (12/27/2023)
<b>FOULS</b>	28		Tarleton St. (11/06/2023)
	19		vs Florida (N) (11/10/2023)



**2023-24 Virginia Men's Basketball  
Team High/Low Analysis  
All games**

**Virginia - Game Lows**

<b>POINTS</b>	41		at Virginia Tech (02/19/2024)
	41		vs Wisconsin (N) (11/20/2023)
	44		North Carolina (02/24/2024)
	47		at Wake Forest (01/13/2024)
	48		at Duke (03/02/2024)
<b>FIELD GOALS MADE</b>	15		vs Wisconsin (N) (11/20/2023)
	16		North Carolina (02/24/2024)
	16		at Wake Forest (01/13/2024)
<b>FIELD GOAL ATTEMPTS</b>	46		vs Wisconsin (N) (11/20/2023)
	47		Tarleton St. (11/06/2023)
<b>FIELD GOAL PERCENTAGE</b>	.276	(16-58)	North Carolina (02/24/2024)
	.281	(16-57)	at Wake Forest (01/13/2024)
<b>3 PT FG MADE</b>	2		North Carolina (02/24/2024)
	2		at Virginia Tech (02/19/2024)
	2		at Notre Dame (12/30/2023)
	2		Northeastern (12/16/2023)
<b>3 PT FG ATTEMPTS</b>	11		Miami (FL) (02/05/2024)
	11		at Notre Dame (12/30/2023)
<b>3 PT FG PERCENTAGE</b>	.143	(2-14)	North Carolina (02/24/2024)
	.143	(2-14)	Northeastern (12/16/2023)
<b>FREE THROWS MADE</b>	1		Wake Forest (02/17/2024)
	2		Georgia Tech (03/09/2024)
<b>FREE THROW ATTEMPTS</b>	4		Georgia Tech (03/09/2024)
	6		Miami (FL) (02/05/2024)
	6		Notre Dame (01/31/2024)
	6		Texas A&M (11/29/2023)
<b>FREE THROW PERCENTAGE</b>	.091	(1-11)	Wake Forest (02/17/2024)
	.444	(8-18)	vs Boston College (N) (03/14/2024)
<b>REBOUNDS</b>	21		vs Wisconsin (N) (11/20/2023)
	25		Georgia Tech (03/09/2024)
	25		Pittsburgh (02/13/2024)
	25		Notre Dame (01/31/2024)
<b>ASSISTS</b>	5		North Carolina (02/24/2024)
	7		at Virginia Tech (02/19/2024)
<b>STEALS</b>	3		at Duke (03/02/2024)
	3		at Boston College (02/28/2024)
	3		at Clemson (02/03/2024)
<b>BLOCKED SHOTS</b>	1		at Florida St. (02/10/2024)
	1		at Notre Dame (12/30/2023)
<b>TURNOVERS</b>	3		Miami (FL) (02/05/2024)
	3		Louisville (01/03/2024)
<b>FOULS</b>	8		NC State (01/24/2024)
	9		Georgia Tech (03/09/2024)
	9		at Duke (03/02/2024)
	9		Notre Dame (01/31/2024)
	9		Morgan St. (12/27/2023)



**2023-24 Virginia Men's Basketball  
Team High/Low Analysis  
All games**

**Opponent - Game Lows**

<b>POINTS</b>	33	Texas Southern (11/16/2023)
	38	Miami (FL) (02/05/2024)
	44	Morgan St. (12/27/2023)
	47	Wake Forest (02/17/2024)
	47	N.C. Central (12/05/2023)
	47	Texas A&M (11/29/2023)
<b>FIELD GOALS MADE</b>	12	Texas Southern (11/16/2023)
	14	Miami (FL) (02/05/2024)
<b>FIELD GOAL ATTEMPTS</b>	42	at Louisville (01/27/2024)
	43	Notre Dame (01/31/2024)
<b>FIELD GOAL PERCENTAGE</b>	.261 (12-46)	Texas Southern (11/16/2023)
	.286 (14-49)	Miami (FL) (02/05/2024)
<b>3 PT FG MADE</b>	2	at Florida St. (02/10/2024)
	2	Miami (FL) (02/05/2024)
<b>3 PT FG ATTEMPTS</b>	11	at Louisville (01/27/2024)
	12	Morgan St. (12/27/2023)
<b>3 PT FG PERCENTAGE</b>	.100 (2-20)	Miami (FL) (02/05/2024)
	.125 (2-16)	at Florida St. (02/10/2024)
<b>FREE THROWS MADE</b>	0	Northeastern (12/16/2023)
	3	vs Boston College (N) (03/14/2024)
<b>FREE THROW ATTEMPTS</b>	3	Northeastern (12/16/2023)
	4	vs Boston College (N) (03/14/2024)
	4	Virginia Tech (01/17/2024)
<b>FREE THROW PERCENTAGE</b>	.000 (0-3)	Northeastern (12/16/2023)
	.533 (8-15)	Miami (FL) (02/05/2024)
<b>REBOUNDS</b>	24	N.C. A&T (11/14/2023)
	27	Louisville (01/03/2024)
	27	Syracuse (12/02/2023)
	27	Tarleton St. (11/06/2023)
<b>ASSISTS</b>	5	at Louisville (01/27/2024)
	5	Morgan St. (12/27/2023)
	5	Texas Southern (11/16/2023)
<b>STEALS</b>	2	North Carolina (02/24/2024)
	2	Louisville (01/03/2024)
<b>BLOCKED SHOTS</b>	0	Notre Dame (01/31/2024)
	1	Virginia Tech (01/17/2024)
	1	at Notre Dame (12/30/2023)
	1	Texas A&M (11/29/2023)
	1	vs Wisconsin (N) (11/20/2023)
<b>TURNOVERS</b>	4	at Boston College (02/28/2024)
	4	at Clemson (02/03/2024)
<b>FOULS</b>	4	Georgia Tech (03/09/2024)
	6	at Virginia Tech (02/19/2024)
	6	Miami (FL) (02/05/2024)
	6	Notre Dame (01/31/2024)



**2023-24 Virginia Men's Basketball  
Player Highs Analysis  
All games**

**Virginia - Individual Game Highs**

<b>POINTS</b>	29		Isaac McKneely at Florida St. (02/10/2024)
	23		Isaac McKneely vs NC State (N) (03/15/2024)
	22		Isaac McKneely vs N.C. Central (12/05/2023)
	22		Isaac McKneely vs Syracuse (12/02/2023)
	21		Reece Beekman vs Georgia Tech (03/09/2024)
	21		Reece Beekman at Florida St. (02/10/2024)
	21		Reece Beekman vs Notre Dame (01/31/2024)
<b>FIELD GOALS MADE</b>	21		Reece Beekman vs Northeastern (12/16/2023)
	9		Reece Beekman vs Wake Forest (02/17/2024)
<b>FIELD GOAL ATTEMPTS</b>	9		Reece Beekman vs Northeastern (12/16/2023)
	18		Reece Beekman vs Northeastern (12/16/2023)
	17		Reece Beekman vs Boston College (N) (03/14/2024)
<b>FIELD GOAL PERCENTAGE (min 5 made)</b>	17		Reece Beekman at Clemson (02/03/2024)
	.875	(7-8)	Ryan Dunn vs Louisville (01/03/2024)
	.833	(5-6)	Taine Murray vs Boston College (N) (03/14/2024)
<b>3 PT FG MADE</b>	.833	(5-6)	Taine Murray vs Louisville (01/03/2024)
	6		Jacob Groves vs Notre Dame (01/31/2024)
	6		Isaac McKneely at Georgia Tech (01/20/2024)
	6		Isaac McKneely vs N.C. Central (12/05/2023)
<b>3 PT FG ATTEMPTS</b>	6		Isaac McKneely vs Syracuse (12/02/2023)
	9		Isaac McKneely vs NC State (N) (03/15/2024)
	9		Isaac McKneely vs NC State (01/24/2024)
<b>3 PT FG PERCENTAGE (min 2 made)</b>	9		Isaac McKneely at Georgia Tech (01/20/2024)
	1.000	(2-2)	Jacob Groves at Florida St. (02/10/2024)
	1.000	(2-2)	Taine Murray vs NC State (01/24/2024)
	1.000	(2-2)	Dante Harris vs Texas Southern (11/16/2023)
	1.000	(2-2)	Jacob Groves vs N.C. A&T (11/14/2023)
<b>FREE THROWS MADE</b>	1.000	(2-2)	Isaac McKneely vs N.C. A&T (11/14/2023)
	10		Blake Buchanan vs Florida (N) (11/10/2023)
	8		Reece Beekman at Boston College (02/28/2024)
	8		Isaac McKneely at Florida St. (02/10/2024)
<b>FREE THROW ATTEMPTS</b>	8		Ryan Dunn vs Texas Southern (11/16/2023)
	16		Blake Buchanan vs Florida (N) (11/10/2023)
<b>FREE THROW PERCENTAGE (min 3 made)</b>	11		Reece Beekman at Florida St. (02/10/2024)
	1.000	(4-4)	Isaac McKneely at Duke (03/02/2024)
	1.000	(4-4)	Reece Beekman at Clemson (02/03/2024)
	1.000	(4-4)	Isaac McKneely at Wake Forest (01/13/2024)
	1.000	(4-4)	Reece Beekman at NC State (01/06/2024)
	1.000	(4-4)	Isaac McKneely at Memphis (12/19/2023)
	1.000	(4-4)	Reece Beekman vs Texas A&M (11/29/2023)
	1.000	(3-3)	Reece Beekman at Duke (03/02/2024)
	1.000	(3-3)	Isaac McKneely vs Pittsburgh (02/13/2024)
	1.000	(3-3)	Reece Beekman at Georgia Tech (01/20/2024)
1.000	(3-3)	Reece Beekman vs Wisconsin (N) (11/20/2023)	
<b>REBOUNDS</b>	13		Ryan Dunn at Boston College (02/28/2024)
	12		Ryan Dunn vs NC State (01/24/2024)
<b>ASSISTS</b>	11		Reece Beekman vs NC State (N) (03/15/2024)
	11		Reece Beekman vs Boston College (N) (03/14/2024)
	11		Reece Beekman at Georgia Tech (01/20/2024)
<b>STEALS</b>	7		Ryan Dunn vs Florida (N) (11/10/2023)
	5		Reece Beekman at Louisville (01/27/2024)
<b>BLOCKED SHOTS</b>	7		Ryan Dunn vs Wake Forest (02/17/2024)
	6		Ryan Dunn vs NC State (01/24/2024)



2023-24 Virginia Men's Basketball  
Player Highs Analysis  
All games

Virginia - Individual Game Highs

<b>TURNOVERS</b>	5	Reece Beekman vs Notre Dame (01/31/2024)
	5	Reece Beekman at Notre Dame (12/30/2023)
	5	Reece Beekman at Memphis (12/19/2023)
<b>FOULS</b>	5	Blake Buchanan at Boston College (02/28/2024)
	5	Ryan Dunn at Florida St. (02/10/2024)
	5	Jordan Minor at Clemson (02/03/2024)
	5	Blake Buchanan at Louisville (01/27/2024)
	5	Blake Buchanan vs West Virginia (N) (11/22/2023)



**2023-24 Virginia Men's Basketball  
Player Highs Analysis  
All games**

**Opponent - Individual Game Highs**

<b>POINTS</b>	27		Blake Hinson vs Pittsburgh (02/13/2024)
	26		David Jones at Memphis (12/19/2023)
	24		Quinten Post at Boston College (02/28/2024)
	23		Quinten Post vs Boston College (N) (03/14/2024)
	21		Baye Ndongo vs Georgia Tech (03/09/2024)
	21		Kyle Filipowski at Duke (03/02/2024)
	21		Jamir Watkins at Florida St. (02/10/2024)
	21		Hunter Sallis at Wake Forest (01/13/2024)
<b>FIELD GOALS MADE</b>	11		Blake Hinson vs Pittsburgh (02/13/2024)
	9		Quinten Post vs Boston College (N) (03/14/2024)
	9		Kyle Filipowski at Duke (03/02/2024)
<b>FIELD GOAL ATTEMPTS</b>	20		Quinten Post vs Boston College (N) (03/14/2024)
	19		Blake Hinson vs Pittsburgh (02/13/2024)
<b>FIELD GOAL PERCENTAGE (min 5 made)</b>	1.000	(5-5)	Lynn Kidd at Virginia Tech (02/19/2024)
	.857	(6-7)	Baye Ndongo at Georgia Tech (01/20/2024)
<b>3 PT FG MADE</b>	6		Cormac Ryan vs North Carolina (02/24/2024)
	5		Blake Hinson vs Pittsburgh (02/13/2024)
	5		Hunter Sallis at Wake Forest (01/13/2024)
	5		Landon Glasper vs N.C. A&T (11/14/2023)
<b>3 PT FG ATTEMPTS</b>	13		Blake Hinson vs Pittsburgh (02/13/2024)
	11		Claudell Harris Jr. vs Boston College (N) (03/14/2024)
	11		Cormac Ryan vs North Carolina (02/24/2024)
	11		Landon Glasper vs N.C. A&T (11/14/2023)
<b>3 PT FG PERCENTAGE (min 2 made)</b>	1.000	(2-2)	Robbie Beran at Virginia Tech (02/19/2024)
	1.000	(2-2)	Jaydon Young at Virginia Tech (02/19/2024)
	1.000	(2-2)	Rob Lawson vs Morgan St. (12/27/2023)
<b>FREE THROWS MADE</b>	11		Quinten Post at Boston College (02/28/2024)
	11		Jamir Watkins at Florida St. (02/10/2024)
<b>FREE THROW ATTEMPTS</b>	12		Jamir Watkins at Florida St. (02/10/2024)
	12		PJ Hall at Clemson (02/03/2024)
<b>FREE THROW PERCENTAGE (min 3 made)</b>	1.000	(11-11)	Quinten Post at Boston College (02/28/2024)
	1.000	(8-8)	David Jones at Memphis (12/19/2023)
	1.000	(6-6)	Mike James at Louisville (01/27/2024)
	1.000	(6-6)	Naithan George at Georgia Tech (01/20/2024)
	1.000	(6-6)	Devon Barnes vs Tarleton St. (11/06/2023)
	1.000	(5-5)	Jayden Taylor at NC State (01/06/2024)
	1.000	(5-5)	Guy Fautleroy vs N.C. Central (12/05/2023)
	1.000	(5-5)	Quinn Slazinski vs West Virginia (N) (11/22/2023)
	1.000	(4-4)	DJ Horne vs NC State (N) (03/15/2024)
	1.000	(4-4)	Lynn Kidd at Virginia Tech (02/19/2024)
	1.000	(4-4)	Sean Pedulla at Virginia Tech (02/19/2024)
	1.000	(4-4)	Cameron Corhen at Florida St. (02/10/2024)
	1.000	(4-4)	Chase Hunter at Clemson (02/03/2024)
	1.000	(4-4)	Kebba Njie at Notre Dame (12/30/2023)
	1.000	(4-4)	John Blackwell vs Wisconsin (N) (11/20/2023)
	1.000	(4-4)	Will Richard vs Florida (N) (11/10/2023)
	1.000	(3-3)	D.J. Burns Jr. vs NC State (N) (03/15/2024)
	1.000	(3-3)	Casey Morsell vs NC State (N) (03/15/2024)
1.000	(3-3)	Robbie Beran at Virginia Tech (02/19/2024)	
1.000	(3-3)	Kevin Miller at Wake Forest (01/13/2024)	
<b>REBOUNDS</b>	14		Henry Coleman III vs Texas A&M (11/29/2023)
	14		Micah Handlogten vs Florida (N) (11/10/2023)
<b>ASSISTS</b>	9		Naithan George at Georgia Tech (01/20/2024)
	8		Markus Burton at Notre Dame (12/30/2023)



2023-24 Virginia Men's Basketball  
Player Highs Analysis  
All games

**Opponent - Individual Game Highs**

<b>STEALS</b>	4	Markus Burton vs Notre Dame (01/31/2024)
	4	Deon Stroud vs Texas Southern (11/16/2023)
<b>BLOCKED SHOTS</b>	5	Efton Reid at Wake Forest (01/13/2024)
	4	Jalen Washington vs North Carolina (02/24/2024)
<b>TURNOVERS</b>	7	Sean Pedulla vs Virginia Tech (01/17/2024)
	6	Allen Udemadu vs Morgan St. (12/27/2023)
	6	Chris Doherty vs Northeastern (12/16/2023)
<b>FOULS</b>	5	Devin McGlockton vs Boston College (N) (03/14/2024)
	5	Devin McGlockton at Boston College (02/28/2024)
	5	Jamir Watkins at Florida St. (02/10/2024)
	5	Jalen Warley at Florida St. (02/10/2024)
	5	Ty-Laur Johnson at Louisville (01/27/2024)
	5	Masai Troutman vs Northeastern (12/16/2023)
	5	Micah Handlogten vs Florida (N) (11/10/2023)
	5	Izzy Miles vs Tarleton St. (11/06/2023)



# 2023-24 Virginia Men's Basketball



**0 · Blake Buchanan**  
Fr. · F · 6-11 · 225  
Coeur d'Alene, Idaho



**1 · Dante Harris**  
R-Jr. · G · 6-0 · 171  
Washington, D.C.




**2 · Reece Beekman**  
Sr. · G · 6-3 · 194  
Milwaukee, Wis.




**4 · Andrew Rohde**  
So. · G · 6-6 · 202  
Milwaukee, Wis.




**5 · Desmond Roberts**  
Fr. · G · 6-4 · 206  
Charlottesville, Va.



**10 · Taine Murray**  
Jr. · G · 6-5 · 208  
Auckland, N.Z.




**11 · Isaac McKneely**  
So. · G · 6-4 · 188  
Poca, W.Va.



**12 · Elijah Gertrude**  
Fr. · G · 6-4 · 185  
Jersey City, N.J.



**13 · Ryan Dunn**  
So. · G · 6-8 · 216  
Freeport, N.Y.



**21 · Anthony Robinson**  
Fr. · F · 6-10 · 238  
Peachtree City, Ga.



**22 · Jordan Minor**  
Gr. · F · 6-8 · 242  
Kingston, Mass.



**24 · Tristan How**  
Sr. · F · 6-7 · 210  
Virginia Beach, Va.



**34 · Jake Groves**  
Gr. · F · 6-9 · 211  
Spokane, Wash.



**30 · Christian Bliss**  
Fr. · G · 6-4 · 198  
Queens, N.Y.



**35 · Leon Bond III**  
R-Fr. · G/F · 6-5 · 203  
Wauwatosa, Wis.



**42 · Bryce Walker**  
Jr. · G · 6-2 · 200  
Beltsville, Md.



**Tony Bennett**  
Head Coach  
15th Season