

VIRGINIA

2023-24 WOMEN'S BASKETBALL GAME NOTES

GAME INFORMATION

Tipoff: Wednesday, March 6, 2024 · 6:30 p.m.
Site: Greensboro, N.C. / Greensboro Coliseum
Watch: ACC Network
 – Jenn Hildreth (pbp), Debbie Antonelli (analyst) & Angel Gray (sideline)
Radio: 1070-AM/98.9-FM WINA
 – Luke Neer (pbp)
Live Stats: VirginiaSports.com
Twitter: @UVAWomensHoops
Virginia vs. Wake Forest: 71-10
In ACC Tournament: 7-3
First Meeting: Feb. 5, 1976 · W, 71-62 @UVA
Last Meeting: Feb. 11, 2024 · W, 87-79 @WF
Winning Streak: 1 game by UVA

2023-24 SCHEDULE/RESULTS

Overall: 15-14 ACC: 7-11
Home: 9-8 Away: 5-5 Neutral: 1-1

Date	Opponent	TV	Time/Result
Wed, Nov. 8	UMES	ACCNX	W, 76-52
Sun, Nov. 12	Campbell	ACCNX	W, 74-49
Wed, Nov. 15	William & Mary	ACCNX	W, 80-51
Sun, Nov. 19	#25 Oklahoma	ACCN	L, 67-82
Fri, Nov. 24	# vs. Tulane	Flo (\$)	W, 81-59
Sat, Nov. 25	# vs. #7 LSU	Flo (\$)	L, 73-76
Thu, Nov. 30	\$ Missouri	ACCN	W (OT), 87-81
Sun, Dec. 3	at La Salle	ESPN+	W, 94-73
Wed, Dec. 6	Rider	ACCNX	W, 78-51
Sat, Dec. 16	Wofford	ACCNX	L, 70-71
Thu, Dec. 21	Fordham	ACCNX	W, 82-56
Sun, Dec. 31	* #3 NC State	ACCN	L, 61-72
Thu, Jan. 4	* at Georgia Tech	ACCNX	L, 60-63
Sun, Jan. 7	* Duke	The CW	L, 56-60
Thu, Jan. 11	* at #6 NC State	ACCNX	L, 66-93
Sun, Jan. 14	* at #20 North Carolina	ACCN	L, 68-81
Thu, Jan. 18	* #19 Notre Dame	ACCNX	L, 76-86
Sun, Jan. 21	* at #15 Florida State	ACCNX	W, 91-87
Thu, Jan. 25	* Pittsburgh	ACCNX	L, 52-56
Sun, Jan. 28	* #20 North Carolina	The CW	W, 81-66
Thu, Feb. 1	* at #17 Virginia Tech	ACCN	L, 63-76
Sun, Feb. 4	* Clemson	ACCN	L, 69-75
Thu, Feb. 8	* at Boston College	ACCN	W, 73-66
Sun, Feb. 11	* at Wake Forest	ACCNX	W, 87-79
Sun, Feb. 18	* #19 Syracuse	ACCN	L, 79-85
Thu, Feb. 22	* Miami	ACCNX	W, 77-60
Sun, Feb. 25	* at #20 Louisville	The CW	W, 73-68
Thu, Feb. 29	* at Duke	ACCNX	L, 54-73
Sun, March 3	* #5 Virginia Tech	ACCN	W, 80-75
Wed, March 6	% vs. (14) Wake Forest	ACCN	6:30 p.m.

Bold – Home games

All times are Eastern

* – ACC regular-season game

– Cayman Islands Classic (George Town, Grand Cayman)

\$ – ACC/SEC Challenge

% – ACC Tournament (Greensboro, N.C.)



VS.



(11) VIRGINIA CAVALIERS (15-14, 7-11 ACC)

Head Coach: Amaka Agugua-Hamilton (Hofstra '05, VCU '07)
 At UVA: 30-29 (2nd season); Career: 104-44 (5th season)

(14) WAKE FOREST DEMON DEACONS (6-24, 2-16 ACC)

Head Coach: Megan Gebbia (Towson '94)
 At WF: 23-41 (2nd season); Career: 183-147 (11th season)

FOR OPENERS

- No. 11 seed Virginia (15-14, 7-11 ACC) makes its 47th all-time ACC Tournament appearance when the Cavaliers take on 14th-seeded Wake Forest (6-24, 2-16 ACC) in the first round at Greensboro Coliseum on Wednesday (March 6). Opening tipoff is slated for 6:30 p.m. on ACC Network.
- The Cavaliers are coming a off an 80-75 win over instate rival and then-No. 5 Virginia Tech in their regular-season finale.
- UVA has won five of its last seven games, two of which were over ranked opponents.
- Wednesday's tournament matchup against the Demon Deacons is a rematch of UVA's last two ACC Tournament openers, both of which the Cavaliers were on the losing end of.

A WIN FOR THE CAVALIERS WOULD...

- Give Virginia its fourth win over a ranked opponent this season, a first since 2008-09.
- Be UVA's sixth victory in its last eight games.
- Snap a two-game losing skid in the ACC Tournament and would mark the program's first victory in the tournament since 2019.
- Guarantee the Hoos an above-.500 record upon the conclusion of this year's ACC Tournament.

SERIES HISTORY

- Virginia leads the all-time series, which began in 1976, 71-10.
- UVA is 7-3 all-time against the Demon Deacons in the ACC Tournament. The Cavaliers won in: 1987, 1989, 1994, 1995, 1999, 2000 and 2017. Wake defeated UVA in 2011, 2022 and 2023.
- The Hoos won the first six meetings in the tournament between the two teams.

- Of Wake's 10 victories since the series began 49 years ago, five of them have come in the last seven meetings dating back to 2018-19.
- The Cavaliers won 49 straight meetings from 1979 through 2002.

VIRGINIA IN THE ACC TOURNAMENT

- UVA is 37-42 (.468) all-time in the ACC Tournament, including 6-4 in the first round.
- Among current ACC schools, UVA has only faced North Carolina (14) in the ACC Tournament more times than Wake Forest (10). The Cavaliers have also gone head-to-head with Georgia Tech 10 times.
- UVA's last win in the tournament was when the 12th-seeded Cavaliers defeated No. 13 seed Boston College, 77-61, in the first round of the 2019 tournament in Greensboro, N.C.
- The last time UVA had a player on the ACC's All-Tournament Team was Monica Wright in 2010.
- Virginia has won three ACC Tournaments (1990, 1992 & 1993).
- UVA is 5-2 in ACC Tournament games that required overtime, including when UVA knocked off Wake Forest, 68-67, in the quarterfinals 1989 tournament in Fayetteville, N.C.

LAST MEETING BETWEEN THE HOOS & WAKE

- Virginia freshmen **Kymora Johnson** (23 pts, 8-13 FG, 6 reb, 7 ast) and **Olivia McGhee** (22 pts, 9-15 FG, 5 reb) combined for 45 points to lead the Cavaliers in their 87-79 victory at Wake Forest on Feb. 11.
- McGhee's 22 points are her career high and eight points more than her previous best (14), which she achieved three times earlier this season.
- **Camryn Taylor** (14 pts, 5-7 FG) and **Sam Brunelle** (13 pts, 5-9 FG, 6 reb) also scored in double figures.

VIRGINIA'S PREVIOUS STARTING LINEUP

Pos.	No.	Player (Hometown)	Yr.	Ht.	PPG	RPG	APG	NOTES
G	21	Kymora Johnson (Charlottesville, Va.)	Fr.	5-7	15.6	4.6	5.4	McDonald's High School All-American; 2x Virginia Player of the Year
G	1	Paris Clark (Bronx, N.Y.)	So.	5-8	10.0	4.6	1.9	Transfer from Arizona; No. 33 transfer according to espnW
G	14	Kaydan Lawson (Cleveland, Ohio)	Sr.	6-0	2.2	2.3	0.3	Appeared in 28 games, including 18 starts in 2022-23
F	33	Sam Brunelle (Ruckersville, Va.)	Gr.	6-2	6.3	3.1	0.9	Katrina McClain Watch List selection (nation's top PF)
F	20	Camryn Taylor (Peoria, Ill.)	5 th	6-2	14.8	6.2	0.6	2022 Second Team All-ACC; 10 career double-doubles

OTHER KEY CONTRIBUTORS

Pos.	No.	Player (Hometown)	Yr.	Ht.	PPG	RPG	APG	NOTES
G	0	Olivia McGhee (Louisia, Va.)	Fr.	6-2	5.8	2.0	0.4	Played three years for Louisa HS; played senior year at IMG Academy
G	4	Jillian Brown (Grand Rapids, Mich.)	Jr.	5-10	5.7	4.6	1.5	Played two seasons at Northwestern (2021-23)
G	5	Yonta Vaughn (District Heights, Md.)	So.	5-8	5.0	2.4	3.5	Cayman Islands Classic All-Tournament Team
G/F	10	Mir McLean (Baltimore, Md.)	Sr.	5-11	0.0	0.0	0.0	Last year's second-leading scorer before suffering season-ending injury
F	12	Edessa Noyan (Södertälje, Sweden)	Fr.	6-3	3.0	2.8	0.4	Member of Swedish U20 national team; three-level scorer
G	23	Alexia Smith (Columbus, Ohio)	Sr.	5-8	3.8	3.8	2.0	Appeared in 29 games in 2022-23, including 13 starts
G	32	Cady Pauley (Milan Mo.)	So.	5-11	2.9	0.6	0.4	Of her 30 made FGs in 2022-23, 22 of them were 3FGs
F	34	London Clarkson (Pflugerville, Texas)	Gr.	6-2	6.6	4.2	0.7	Appeared in 29 games last year; 19 career 10+ point games
C	41	Taylor Lauterbach (Appleton, Wisc.)	Gr.	6-7	1.0	1.9	0.1	Transfer from Wisconsin; earned undergrad degree in three years

GAME NOTES

LAST MEETING BETWEEN THE HOOS & WAKE (CONT.)

- Virginia shot 53.4 percent from the field and 50 percent from 3-point range, its second-best performances in both categories among ACC matchups this season. The Cavaliers knocked down 13 3-pointers, only two shy of tying the program record, which UVA achieved against Tulane earlier this season.
- Virginia's largest lead was 18 points with under 2:00 to play in the third and the Demon Deacons nearly mounted a comeback after trimming their deficit to as little as six points with 10 seconds remaining in the contest.

LAST TIME OUT

- The Cavaliers earned their fourth win over a ranked opponent this season after knocking off then-No. 5 Virginia Tech, 80-75, in front of a record crowd (11,975) at John Paul Jones Arena on March 2.
- The attendance figure is the largest ever recorded for a women's college basketball game in the commonwealth of Virginia.
- The game featured 11 lead changes, 10 tied scores and neither team led by more than six points.
- **Kymora Johnson** (21 pts, 8-17 FG, 8 ast), **Camryn Taylor** (17 pts, 7 reb, 7-8 FT) and **Paris Clark** (16 pts, 6 reb) led the effort for the Hoos.
- Virginia Tech's Georgia Amooore (39 pts, 13-26 FG, 8-15 3FG) set a JPJ Arena women's scoring record.
- Amooore's 39 points are also the most by an individual in an ACC matchup this season.

WINS OVER RANKED OPPONENTS

- For the first time since the 2008-09 season, the Cavaliers have recorded four wins over ranked opponents (at #15 Florida State, vs. #20 North Carolina, at #20 Louisville and #5 Virginia Tech).
- Prior to Virginia naming **Amaka Agugua-Hamilton** head coach on March 21, 2022, the Cavaliers had lost 27 consecutive matchups to ranked opponents.
- Entering its matchup against FSU, the Cavaliers were 3-47 in their last 50 games against ranked opponents.
- The win over the fifth-ranked Hokies marked UVA's first over an AP top-5 foe since knocking off No. 4 Florida State on Feb. 16, 2017.

OLD SCHOOL BASKETBALL

- For games played through March 4, Virginia is 19th in the nation in rebounds per game (41.79), 25th in free throw percentage (77.3) and 32nd in blocks (4.6).
- The Cavaliers are 14-5 this season when either leading or tying their opponents in rebounding.
- UVA has shot at least 80 percent from the charity stripe in 11 games this season.

KYMORA JOHNSON LEADING THE CHARGE

- First-year guard **Kymora Johnson** is one of the nation's top freshmen.
- She was named an All-ACC Second Team and ACC All-Freshman selection.
- She is UVA's first freshman to be named to an All-ACC Team since 2002.
- Among the likes of Caitlin Clark, Georgia Amooore, and Hannah Hidalgo, Johnson is one of six Power-5 guards averaging at least 15.0 points and 5.0 assists per game.

- Johnson is currently leading the Cavaliers in scoring in conference play with an average of 17.7 points per game, good for ninth among all ACC players and second among the league's freshmen.
- Johnson has led the Hoos in scoring in 12 games this season, including when she scored a career-high 35 points in the Hoos' 81-87 road upset over then-No. 15 Florida State (Jan. 21).
- In Virginia's last 10 games, Johnson is averaging 21.4 points, 5.2 rebounds, 6.2 assists and 2.6 steals per game, while shooting 45 percent from the field.
- Johnson recorded her first career double-double with 15 points and a season-high 10 assists against No. 19 Syracuse (Feb. 18).
- Both Notre Dame's Hannah Hidalgo (5.5 apg) and Johnson (5.4 apg) are the only two freshmen in the nation averaging at least 5.0 assists per game.

JOHNSON ON THE VERGE OF SETTING UVA'S FRESHMAN ASSIST RECORD

- With 157 total assists in 29 regular-season appearances, **Kymora Johnson** needs only three more assists to shatter Sharnéé Zolls' freshman assist record of 159.
- Zoll, who currently serves as an assistant coach at Penn State, set the existing record in 2005.

CAMRYN TAYLOR: A STEADY PRESENCE FOR THE HOOS

- 2023 All-ACC selection **Camryn Taylor** has led UVA in scoring in 12 games this season, including six ACC contests.
- She scored a season-high 26 points in UVA's overtime win over Missouri (Nov. 30).
- Her 26 points against the Tigers were just one shy of tying her career high.
- Taylor has scored in double figures 19 times this season and leads the team in double-doubles (4).
- She is currently 13th in the ACC in scoring (14.8 ppg) and seventh in field goal percentage (47.5).
- Taylor is also currently fourth in the ACC throw percentage (84.0).
- At La Salle (Dec. 3), Taylor went 10-for-10 at the charity stripe without hitting a basket from the field.

HEAT CHECK

- After shooting 19.9 percent from 3-point range in its first four games of the season, the Cavaliers set the program single-game record with 15 made 3-pointers (35 attempts) in UVA's comeback win over Tulane (Nov. 24).
- Six different Cavaliers made a 3-pointer against the Green Wave, including **Sam Brunelle** (4-5 3FG) and **Yonta Vaughn** (4-8 3FG), who led the team with four each.
- UVA's previous record was 14 made 3s (24 attempts) at Rider on Jan. 2, 2008.
- In its 81-66 win over No. 20 North Carolina (Jan. 28), the Cavaliers went 11 for 19 (58 percent) from the 3-point range, its best mark of the season.

COMIN' IN HOT

- With an average of 23.1 points from its bench, Virginia is currently third in the ACC in bench scoring.
- The Cavaliers have tallied at least 25 points from its bench in 11 games this season, most recently against Boston College (26).
- In two of those games, the Cavaliers scored at least 45 points from their reserves (Tulane - 49; La Salle - 45).
- In UVA's 81-59 comeback win over Tulane (Nov. 24), the Cavaliers scored 49 points off the bench, the most by UVA in a single game since Dec. 18, 2011, when its bench scored 55 points in a 92-43 victory over Radford.
- Additionally, the Hoos' top-3 scorers against the Green Wave in **Yonta Vaughn** (14 pts), **Sam Brunelle** (12 pts) and **Alexa Smith** (10 pts) came off the bench.

HOOS RECEIVE VOTE IN AP TOP 25

- Following its 91-87 road win over then-No. 15 Florida State, Virginia received one vote in the subsequent AP top 25 poll, which was released Jan 22.
- Last year, the Cavaliers cracked the USA Today Coaches Poll at No. 25 after starting the season 12-0 in **Amaka Agugua-Hamilton's** first season as Virginia head coach.

EVERYBODY WANTS SOME

- After finishing fourth in the ACC in attendance (3,489) in 2022-23, UVA set a program record for season tickets sold this offseason after adding 1,000 new season ticket holders this year.
- For games played through March 4, Virginia is currently fifth in the ACC and No. 28 in the nation in attendance (4,815/gm).
- The Cavaliers set a UVA and commonwealth of Virginia attendance record of 11,975 when hosting Virginia Tech (March 3) at John Paul Jones Arena.

DON'T CALL IT A COMEBACK

- This season, the Cavaliers have successfully mounted two 15-point comebacks, their 81-59 triumph over Tulane (Nov. 24) and 87-81 overtime win over Missouri (Nov. 30).
- Virginia trailed the Tigers 28-13 with 9:30 left in the second quarter.
- Against Tulane, the Hoos trailed 19-5 with 3:01 remaining in the first quarter.
- UVA went on to lead by as many as 24 points [66-42] with 9:45 remaining against the Green Wave.
- Both comebacks are UVA's largest since it set the program record on Feb. 13, 2020, when the Cavaliers overcame a 22-point deficit in the Hoos' 69-64 win over Miami.
- UVA overcame 13-point deficit with 7:51 to play in the second quarter in the Cavaliers' 81-66 victory over No. 20 North Carolina (Jan. 28).
- Most recently, Virginia overcame a 10-point deficit in the first quarter in its 73-66 road win over BC (Feb. 8).

NON-CONFERENCE SUCCESS

- Under head coach **Amaka Agugua-Hamilton**, UVA is 19-3 in non-conference action.
- The Cavaliers won their first 14 non-conference matchups before falling to No. 25 Oklahoma, 82-67, on Nov. 19.

GAME NOTES

AMAKA AGUGUA-HAMILTON

OVERVIEW

- Amaka "Mox" Agugua-Hamilton was named Virginia's sixth head coach on March 21, 2022.
- Native of Herndon, Va., where she attended Oakton HS.
- Tripled the Cavaliers' win total (15) in 2022-23 from the previous two seasons combined.
- Recruited in the nation's No. 13 signing class of 2023.
- Led UVA to its first top-25 ranking in the USA Today Coaches Poll since 2010.
- Spent three seasons at Missouri State where she led the Lady Bears to back-to-back NCAA Tournament appearances, including a Sweet 16 appearance in 2021.
- Two-time MVC Coach of the Year (2020-21).
- 2020 WBCA Rookie Coach of the Year.
- 2021 WBCA National Coach of the Year finalist.
- Recorded nine wins over Power-5 teams in three seasons at MSU.
- First African-American woman to be named head coach for any sport at MSU.



EDUCATION

College: Hofstra '05, VCU '07

COACHING EXPERIENCE

Year	School (position)
2006-07	VCU (graduate assistant)
2007-09	VCU (assistant coach)
2009-11	Indiana (assistant coach)
2011-13	Old Dominion (assistant coach)
2013-15	Michigan State (assistant coach)
2015-19	Michigan State (associate head coach)
2019-22	Missouri State (head coach)
2022-pres.	Virginia (head coach)

THE AGUGUA-HAMILTON RECORD

Year	School	Record (Conf)	Postseason
2019-20	Missouri State	26-4 (16-2)	N/A (COVID-19)
2020-21	Missouri State	23-3 (16-0)	NCAA Sweet 16
2021-22	Missouri State	25-8 (14-4)	NCAA First Round
2022-23	Virginia	15-15 (4-14)	WNIT invitee
2023-24	Virginia	15-14 (7-11)	
Total	5 seasons	104-44	
Virginia	2 seasons	30-29 (11-25)	

AGUGUA-HAMILTON VS. 2023-24 OPPONENTS

Opponent	Career	UVA
Boston College	2-0	2-0
Campbell	2-0	2-0
Clemson	0-2	0-2
Duke	0-4	0-4
Florida State	2-1	1-1
Fordham	1-0	1-0
Georgia Tech	1-1	1-1
La Salle	1-0	1-0
Louisville	1-1	1-1
LSU	0-2	0-1
Maryland Eastern-Shore	2-0	2-0
Miami (Fla.)	1-1	1-1
Missouri	4-0	1-0
NC State	1-3	1-3
North Carolina	1-3	1-3
Notre Dame	0-2	0-2
Oklahoma	1-1	0-1
Pittsburgh	0-2	0-2
Rider	1-0	1-0
Syracuse	0-2	0-2
Tulane	1-0	1-0
Virginia Tech	2-3	1-3
Wake Forest	2-2	2-1
William & Mary	2-0	2-0
Wofford	0-1	0-1

ON THE HORIZON

- The winner of Virginia-Wake Forest will take on No. 6 seed Florida State (21-9, 12-6 ACC) in the second round of the 2024 Ally ACC Women's Basketball Tournament on Wednesday (March 7).
- Tipoff is slated for 7:30 p.m. on ACC Network.

JOHNSON NAMED ACC ROOKIE OF THE WEEK

- For the second time this season, **Kymora Johnson** was named ACC Rookie of the Week for her performances in UVA's wins over Miami (Feb. 22) and then-No. 20 Louisville (Feb. 25), the conference office announced Feb. 26.
- Johnson led all ACC freshmen on the week in scoring after averaging 19.5 points along with 5.0 rebounds, 5.0 assists and 2.5 steals per game.
- In the win over the Cardinals, Johnson's fifth 3-pointer of the game broke a 61-61 tied score with under four minutes remaining, after which UVA led the rest of the way.

VIRGINIA'S 91-87 ROAD TRIUMPH OVER NO. 15 FLORIDA STATE

- Kymora Johnson** scored 35 points on 14-of-20 shooting, pulled down seven rebounds and dished out six assists to lead the Cavaliers to a 91-87 triumph over then-No. 15 Florida State at Tucker Center on Jan. 21.
- The win marked the Cavaliers' first in league play this season and first true road win over an ACC team since the 2019-20 season.
- UVA's 91 points were the most in regulation against an ACC opponent since Jan. 30, 1998, when the Cavaliers scored 93 against Georgia Tech.
- The last time UVA scored at least 91 points against an ACC foe was in quadruple overtime at NC State on Feb. 10, 2011, when the Hoos scored 103 points.
- The win marked Cavaliers' first in Tallahassee since the 2011-12 season.
- The victory was also UVA's first true road win over a ranked opponent since Feb. 13, 2011, when UVA toppled then-No. 11 Maryland, 60-57, in College Park, Md.
- Including Johnson, five Cavaliers finished with double-digit points.

UVA'S RECORD UNDER AGUGUA-HAMILTON WHEN...

Category	All	2023-24
Leading at the half	21-4	11-3
Trailing at the half	8-23	4-10
Tied at the half	0-2	0-1
Playing in overtime	1-0	1-0
Playing a non-conference opponent	19-4	8-3
Playing an ACC opponent	11-26	7-11
Shooting 50% or better	5-0	3-0
Shooting between 40-49.9%	19-9	10-4
Shooting less than 40%	6-20	2-10
Opponents shoot 50% or better	0-7	0-2
Opponents shoot less than 50%	29-23	4-13
UVA outrebounds its opponent	24-10	13-5
Opponent outrebounds UVA	3-19	1-9
Teams are tied in rebounds	3-0	1-0
UVA has 10 or more steals	12-8	4-4
UVA shoots 70% FT or better	20-21	11-10
UVA shoots less than 70% FT	10-9	4-4
Scoring less than 50 points	0-0	0-0
Scoring 50-59 points	0-10	0-3
Scoring 60-69 points	4-13	0-7
Scoring 70-79 points	12-6	6-4
Scoring 80-89 points	11-0	7-0
Scoring more than 90 points	3-0	2-0
Allowing fewer than 50 points	5-0	1-0
Allowing fewer than 40 points	2-0	0-0
Playing in John Paul Jones Arena	20-13	9-8
Playing on the road	9-14	5-5
Playing on a neutral court	1-2	1-1
Game decided by 1-4 points	2-6	1-5
Game decided by 5-10 points	7-8	5-3
Game decided by 11+ points	21-15	9-6
Playing at night	13-15	6-6
Playing in the afternoon	16-14	8-8
Playing in the morning	1-0	1-0
Playing on Monday	1-0	0-0
Playing on Tuesday	0-0	0-0
Playing on Wednesday	7-2	3-0
Playing on Thursday	6-13	4-6
Playing on Friday	1-0	1-0
Playing on Saturday	1-2	0-2
Playing on Sunday	14-12	7-6
Playing in November	14-2	5-2
Playing in December	7-3	3-2
Playing in January	3-13	2-6
Playing in February	5-10	4-4
Playing in March	1-1	1-0

ACC PRESEASON POLL

- Virginia Tech (45) 1,116
- Notre Dame (14) 1,052
- North Carolina (1) 973
- Louisville (1) 867
- Florida State 855
- Miami 702
- Duke 686
- NC State 652
- Syracuse 504
- Virginia 438**
- Clemson 395
- Georgia Tech 342
- Boston College 226
- Wake Forest 192
- Pittsburgh 120

GAME NOTES

VIRGINIA ALL-TIME VS. 2023-24 OPPONENTS

Opponent	Overall
Boston College	21-6
Campbell	2-1
Clemson	44-35
Duke *	35-44
Florida State	36-22
Fordham	3-0
Georgia Tech	59-19
La Salle	1-0
Louisville	3-11
LSU	0-1
Maryland Eastern-Shore	3-0
Miami (Fla.)	11-12
Missouri	1-0
NC State *	41-43
North Carolina *	35-59
Notre Dame	3-11
Oklahoma	0-1
Pittsburgh	7-7
Rider	6-0
Syracuse	5-11
Tulane	1-3
Virginia Tech *	52-19
Wake Forest	71-10
William & Mary	13-0
Wofford	0-1

* - Two regular-season matchups scheduled in 2023-24

UPCOMING MILESTONES

Wins

150 Wins.....Amaka Agugua-Hamilton, 104

Games Played

125 GP.....Sam Brunelle, 128
Camryn Taylor, 124
Alexia Smith, 110
London Clarkson, 106
100 GP.....Taylor Lauterbach, 96

Total Points

1,500 Points.....Camryn Taylor, 1,540
Sam Brunelle, 1,199
600 Points.....Jillian Brown, 561
London Clarkson, 527
500 Points.....Alexia Smith, 474

Field Goals Made

600 FGM.....Camryn Taylor, 605
500 FGM.....Sam Brunelle, 453

Rebounding

700 Rebounds.....Camryn Taylor, 710
500 Rebounds.....Sam Brunelle, 492
400 Rebounds.....London Clarkson, 345
Alexia Smith, 345
Jillian Brown, 328
Kaydan Lawson, 304

Blocked Shots

100 Blocks.....Sam Brunelle, 96
Camryn Taylor, 78
75 Blocks.....London Clarkson, 55
Taylor Lauterbach, 50

Steals

100 Steals.....Camryn Taylor, 96
Alexia Smith, 82
75 Steals.....Kaydan Lawson, 70
Jillian
Brown, 69
Sam

JOHNSON GARNERS WEEKLY HONORS

- **Kymora Johnson** was named ACC Rookie of the Week and U.S. Basketball Writers Association's Tamika Catchings national freshman of the week for her performance against Notre Dame (Jan. 18) and at then-No. 15 Florida State (Jan. 21).
- Johnson averaged 25.5 points, 7.5 rebounds, 6.5 assists and shot 59 percent from the field.
- She scored 35 points in the win over FSU, which tied for sixth all-time in program history.
- Johnson is the first Virginia player to be named ACC Rookie of the Week since Kylie Kornegay-Lucas was recognized on Nov. 25, 2019.
- Johnson is one of just two freshmen in school history to achieve that milestone with the other being Dawn Staley, who had 37 points at Wake Forest on Feb. 2, 1989.
- At the time, she was also one of just five freshmen nationally - and the only ACC freshman - to score 35 points in a game this season.
- Prior to Virginia's matchup in Tallahassee, the last time a Cavalier scored 35 points was on Jan. 21, 2010, when Monica Wright scored 39 points at Boston College

CULTURE WINS

- Since becoming UVA's sixth head coach in the spring of 2022, one of **Amaka "Mox" Agugua-Hamilton's** biggest points of emphasis has been establishing a strong culture now and for years to come.
- A few of Virginia's team mantras include: Grind Now, Shine Later (#GNLS), Culture Wins, Give, and Family.
- Coach Mox has defined her mantra "Grind Now, Shine Later" as 'progress is a process'. When you focus on the work that's in front of you, the results and recognition will fall into place.

VIRGINIA INKS BREONA HURD TO CLASS OF 2024

- Virginia women's basketball head coach Amaka Agugua-Hamilton announced the signing of **Breona Hurd** (Waynesville, Mo.) to the Cavaliers' 2024 signing class on Wednesday (Nov. 8).
- On Jan. 9, Hurd was named a McDonald's All-American nominee.
- With 37 points in Waynesville's win over Washington on Jan. 26, Hurd became the school's all-time leading scorer (2,065).
- Agugua-Hamilton described Hurd as, "a versatile forward that can shoot, pass, and score in the low post. She is physical, can rebound and start the break."

THE RETURNERS

- This season, Virginia returns eight players from last year's squad, including Second Team All-ACC selection **Camryn Taylor** and 2024 Katrina McClain Watch List (nation's top power forward) selection **Sam Brunelle**.
- Other returners include guards **Kaydan Lawson**, **Alexia Smith**, **Cady Pauley** and **Yonta Vaughn**, and forwards **Mir McLean** and **London Clarkson**.

UVA IN THE POLLS

Date	AP	USA/Coaches
Preseason	-	-
Nov. 13	-	-
Nov. 20	-	-
Nov. 27	-	-
Dec. 4	-	-
Dec. 11	-	-
Dec. 18	-	-
Dec. 25	-	-
Jan. 1	-	-
Jan. 8	-	-
Jan. 15	-	-
Jan. 22	RV	-
Jan. 29	-	-
Feb. 5	-	-
Feb. 12	-	-
Feb. 19	-	-
Feb. 26	-	-
March 4	-	-

GAME NOTES

THE NEWCOMERS

- First years **Kymora Johnson**, **Olivia McGhee** and **Edessa Noyan** make up the nation's No. 13 recruiting class.
- In addition to Brunelle, both Johnson and McGhee are natives of the Charlottesville-area, while Noyan hails from Sweden.
- Johnson was also a two-time Gatorade Virginia Girls Basketball Player of the Year while attending St. Anne's-Belfield.
- In addition to its freshman class, UVA signed three players from the transfer portal this offseason in guards **Paris Clark** (Arizona) and **Jillian Brown** (Northwestern), and 6-7 center **Taylor Lauterbach** (K-State).
- Clark was ranked the nation's No. 33 transfer this offseason according to ESPN.com.

2023-24 OPPONENTS

- This season, UVA faces 10 different opponents that reached the 2023 NCAA Tournament.
- Both Oklahoma and reigning-national champion LSU are the two non-conference opponents that earned tournament berths.
- Eight ACC teams made the NCAA Tournament last season in Duke, Florida State, Louisville, Miami, NC State, North Carolina, Notre Dame and Virginia Tech.
- All four of UVA's ACC travel pod partners (Duke, NCSU, UNC & VT), which the Cavaliers will have to face twice during the regular season, made the big dance last year.

A LOOK BACK AT 2022-23

- After going 5-22 in 2021-22, Virginia tripled its win total (15-15) last year under Coach Mox in her first season at UVA.
- The Cavaliers received an invite to the 2023 WNIT, but declined to participate due to a lack of healthy players.
- Last year, Virginia garnered its first national ranking – No. 25 in the USA Today Coaches Poll – since the 2011-12 season.
- The Cavaliers kicked off their 2022-23 campaign by winning their first 12 games, the best start in program history since the 1994-95 season.

BRUNELLE NAMED TO KATRINA McCLAIN WATCH LIST

- For the second consecutive year, UVA forward **Sam Brunelle** was named a Katrina McClain Award Watch List selection, which was announced by the Naismith Memorial Basketball Hall of Fame and the WBCA on Oct. 19.
- The award, which is in its seventh year, recognizes the top power forward in NCAA Division I women's basketball. A national committee of top college basketball personnel determined the watch list of 20 candidates.
- Last season, Brunelle averaged 11.0 points per game, shot 40 percent from 3-point range and 91.2 percent from the free throw line. Brunelle started in 21 games for the Cavaliers in 2022-23 before her season was cut short due to injury.
- She scored in double figures in 14 games, helped the Hoos start 12-0 and achieve the program's first top-25 ranking – in the USA Today Coaches Poll – since 2010. Brunelle joined UVA in 2022 as a graduate transfer from Notre Dame.

WRIGHT INDUCTED INTO VIRGINIA SPORTS HALL OF FAME

- Former Cavalier **Monica Wright Rogers** was inducted into the Virginia Sports Hall of Fame as part of its class of 2024, the organization announced Nov. 27.
- A native of Woodbridge, Va., Wright Rogers was Virginia's the 2006 Gatorade Virginia Player of the Year and was selected as a WBCA All-American.
- During her four years at Virginia, Wright Rogers set program career records for total points (2,540), scoring average (19.1 ppg), field goals made (962), field goal attempts (2,207) and 25-point games (28), and ranks fourth on the all-time list with 372 steals.
- A three-time All-American, Wright Rogers was named the 2010 ACC Player of the Year, ACC Defensive Player of the Year and WBCA National Defensive Player of the Year. Following her graduation, she played seven seasons in the WNBA, winning two WNBA Championships, and was named to the 2010 All-Rookie Team.

JANKOSKA ENSHRINED IN SAGINAW COUNTY SPORTS HALL OF FAME

- Virginia assistant coach **Tori Jankoska**, arguably the best Michigan State women's basketball player of all-time, was enshrined in the Saginaw County (Mich.) Sports Hall of Fame on Nov. 5.
- Jankoska was a four-time all-state player for Freeland High School from 2010-13 where she scored a Saginaw County record 2,333 career points, also good for No. 9 all-time in the state of Michigan.
- Her senior year, she was crowned Michigan's Miss Basketball and the state's Gatorade Player of the Year.
- At Michigan State, she set the program's all-time scoring record (2,212).
- Jankoska was selected ninth overall by the Chicago Sky in the 2017 WNBA Draft and later played for the Polish basketball team, Basket Gdynia.
- Prior to her arrival at Virginia in 2022, Jankoska served as assistant coach for three seasons (2019-22) at Missouri State under current UVA head coach **Amaka Agugua-Hamilton**.

JOCELYN WILLOUGHBY IN THE WNBA

- Virginia alumnae **Jocelyn Willoughby '20** wrapped up her third playing season in the WNBA with the New York Liberty.
- Willoughby and the Liberty reached the WNBA finals where they fell, 3-1, in the series to the Las Vegas Aces.
- Willoughby led the ACC in scoring as a senior, averaging 19.2 points and 7.7 rebounds per game.
- This year's Virginia team traveled to Brooklyn, N.Y. for game No. 2 of the WNBA finals, which the Liberty won, 87-73, in Barclays Center.
- After the win, the Cavaliers were able to tour the arena with Willoughby.



CAVALIERS SELECTED IN THE WNBA DRAFT

Year	Name	Team	Rd.	Pk.
1997	Wendy Palmer* (Elite Draft)	Utah Starzz	2	1
	Tammi Reiss*	Utah Starzz	1	5
	Tora Suber	Charlotte Sting	1	7
1999	Dawn Staley*	Charlotte Sting	1	9
2000	Lesley Brown (Expansion Draft)	Miami Sol	-	19
	Renee Robinson	Indiana Fever	4	9
2001	Svetlana Volnaya	Detroit Shock	3	6
2003	Telisha Quarles	Phoenix Mercury	3	4
2008	Sharnee Zoll	LA Sparks	3	1
2009	Lyndra Littles	Connecticut Sun	2	4
2010	Monica Wright	Minnesota Lynx	1	2
2020	Jocelyn Willoughby	Phoenix Mercury	1	10

CAVALIERS WHO HAVE PLAYED IN THE WNBA

- Heidi Burge** (LA Sparks 1997, Washington Mystics 1998)
- Jenny Boucek** (Cleveland Rockers 1997)
- Wendy Palmer** (Utah Starzz 1997-99; Detroit Shock 1999-02; Orlando Miracle 2002; Connecticut Sun 2003-04; San Antonio Silver Stars 2005; Seattle Storm 2006-07)
- Tammi Reiss** (Utah Starzz 1997-98)
- Tora Suber** (Charlotte Sting 1997-98; Orlando Miracle 1999)
- Heather Burge** (Sacramento Monarchs 1999)
- Dawn Staley** (Charlotte Sting 1999-2005; Houston Comets 2005-06)
- Lesley Brown** (Miami Sol, 2000)
- DeMya Walker** (Portland Fire 2000-02; Sacramento Monarchs 2003-09; Connecticut Sun 2010-11; Washington Mystics 2011; New York Liberty 2012-13)
- Sharnee Zoll** (Minnesota Lynx 2008, Chicago Sky 2013)
- Monica Wright** (Minnesota Lynx 2010-15; Seattle Storm 2015-16)
- Jocelyn Willoughby** (New York Liberty 2020-pres.)

WNBA CHAMPIONS

- DeMya Walker** (Sacramento Monarchs, 2005)
- Monica Wright** (Minnesota Lynx, 2011 & 2013)

2023-24 VIRGINIA ROSTER

NUMERICAL

No.	Name	Pos.	Yr.	Ht.	Hometown	High School/Previous School
0	Olivia McGhee	G	Fr.	6-2	Louisa, Va.	IMG Academy
1	Paris Clark	G	So.	5-8	Bronx, N.Y.	Long Island Lutheran/Arizona
4	Jillian Brown	G	Jr.	5-10	Grand Rapids, Mich.	East Grand Rapids/Northwestern
5	Yonta Vaughn	G	So.	5-8	District Heights, Md.	Bishop McNamara
10	Mir McLean	G/F	Sr.	5-11	Baltimore, Md.	Roland Park Country School/UConn
12	Edessa Noyan	F	Fr.	6-3	Södertälje, Sweden	Täljegymnasiet
14	Kaydan Lawson	G	Sr.	6-0	Cleveland, Ohio	Orange
20	Camryn Taylor	F	5th	6-2	Peoria, Ill.	Richwoods/Marquette
21	Kymora Johnson	G	Fr.	5-7	Charlottesville, Va.	St. Anne's-Belfield School
23	Alexia Smith	G	Sr.	5-8	Columbus, Ohio	Columbus Africentric Early College/Minnesota
32	Cady Pauley	G	So.	5-11	Milan, Mo.	Milan
33	Sam Brunelle	F	Gr.	6-2	Ruckersville, Va.	William Monroe/Notre Dame
34	London Clarkson	F	Gr.	6-2	Pflugerville, Texas	Pflugerville/Florida State
41	Taylor Lauterbach	C	Gr.	6-7	Appleton, Wisc.	Appleton West/K-State

ALPHABETICAL

No.	Name	Pos.	Yr.	Ht.	Hometown	High School/Previous School
4	Jillian Brown	G	Jr.	5-10	Grand Rapids, Mich.	East Grand Rapids/Northwestern
33	Sam Brunelle	F	Gr.	6-2	Ruckersville, Va.	William Monroe/Notre Dame
1	Paris Clark	G	So.	5-8	Bronx, N.Y.	Long Island Lutheran/Arizona
34	London Clarkson	F	Gr.	6-2	Pflugerville, Texas	Pflugerville/Florida State
21	Kymora Johnson	G	Fr.	5-7	Charlottesville, Va.	St. Anne's-Belfield School
41	Taylor Lauterbach	C	Gr.	6-7	Appleton, Wisc.	Appleton West/K-State
14	Kaydan Lawson	G	Sr.	6-0	Cleveland, Ohio	Orange
0	Olivia McGhee	G	Fr.	6-2	Louisa, Va.	IMG Academy
10	Mir McLean	G/F	Sr.	5-11	Baltimore, Md.	Roland Park Country School/UConn
12	Edessa Noyan	F	Fr.	6-3	Södertälje, Sweden	Täljegymnasiet
32	Cady Pauley	G	So.	5-11	Milan, Mo.	Milan
23	Alexia Smith	G	Sr.	5-8	Columbus, Ohio	Columbus Africentric Early College/Minnesota
20	Camryn Taylor	F	5th	6-2	Peoria, Ill.	Richwoods/Marquette
5	Yonta Vaughn	G	So.	5-8	District Heights, Md.	Bishop McNamara

Head Coach: Amaka Agugua-Hamilton (Hofstra '05), 2nd year

Assistant Coach: CJ Jones (Francis Marion '10), 2nd year

Assistant Coach: Tori Jankoska (Michigan State '16), 2nd year

Assistant Coach: Alysiah Bond (Ohio State '95), 2nd year

Assistant Coach: Janko Popovic (LeMoyne-Owen, '14), 2nd year

Director of Basketball Operations: Jazmin Horne (Saint Joseph's '17, Temple '22), 2nd season

Director of Scouting and Player Development: Abby Emmert (Missouri State '21, '22), 2nd season

Director of Recruiting Operations: Mariah White (Missouri State '22), 2nd season

Athletic Trainer: Lydia Johnson (Charleston Southern, '12), 2nd season

Strength & Conditioning Coach: Justin Westbrook (Virginia '22, '23), 1st season

Pronunciation Guide

5.	Yonta Vaughn	Yahn-tah
10.	Mir McLean	Rhymes with dear
12.	Edessa Noyan	Eh-dess-uh
21.	Kymora Johnson	Kuh-more-uh
23.	Alexia Smith	Uh-lex-ee-uh
41.	Taylor Lauterbach	Law-tuhr-bahk
	Amaka Agugua-Hamilton	Uh-mah-kuh Uh-goo-gwah
	Alysiah Bon	Uh-lie-shuh
	Tori Jankoska	Jan-kahs-kuh
	Janko Popovic	Yahn-koh Pop-oh-vich

UVA BIRTHDAYS

February 1	Alexia Smith
February 9	Yonta Vaughn
February 18	Olivia McGhee
March 15	Camryn Taylor
March 19	Sam Brunelle
May 2	Edessa Noyan
May 15	Cady Pauley
June 7	Taylor Lauterbach
July 25	Kymora Johnson
August 13	Jillian Brown
September 5	Mir McLean
September 12	Paris Clark
October 17	London Clarkson
December 14	Kaydan Lawson

VIRGINIA'S RECORD WHEN...

VIRGINIA'S RECORD IN 2023-24 WHEN...

Games decided by 10 points or less	6-7
Games decided by 11 points or more	9-6
Leading at halftime	11-3
Trailing at halftime	4-10
Tied at halftime	0-1
In overtime games	1-0
Leading by 10 or more points	10-1
Shot FG 50% or better	3-0
Shot FG 40-49.9%	9-5
Shot FG less than 40%	2-9
Holding opponent under 60 points	6-1
Scoring 30-39 points	0-0
Scoring 40-49 points	0-0
Scoring 50-59 points	0-3
Scoring 60-69 points	0-7
Scoring 70-79 points	6-3
Scoring 80-89 points	7-0
Scoring 90-100 points	2-0
Scoring over 100 points	0-0
Outrebounding opponent	13-5
Being outrebounded	1-9
Tied in rebounding	1-0
Had fewer turnovers than opponent	10-5
Tied in turnovers	0-3
Committed fewer than 15 turnovers	8-6
Wearing white uniforms	10-8
Wearing blue uniforms	3-3
Wearing orange uniforms	2-3

VIRGINIA MARGINS OF VICTORY IN 2023-24

1-3 points	0
4-9 points	6
10-19 points	2
20-29 points	7
30-39 points	0
40-49 points	0

VIRGINIA MARGINS OF DEFEAT IN 2023-24

1-3 points	3
4-9 points	4
10-19 points	6
20-29 points	1
30-39 points	0
40-49 points	0

LARGEST LEADS & BEST SCORING RUNS IN 2023-24

Largest winning margin	29 (80-51) vs. William & Mary, 11/15/23
Largest losing margin	27 (66-93) at #6 NC State, 1/11/24
Largest lead	38 (3rd 4:54) vs. Fordham, 12/21/23
Largest deficit	34 (3rd 1:16) at #6 NC State, 1/11/24
Largest deficit in a win	15 (1st 3:01) vs. Tulane, 11/24/23
	15 (2nd 9:30) vs. Missouri, 11/30/23
Largest lead in a loss	11 (2nd 2:04) vs. Wofford, 12/16/23
Largest halftime lead	25 (50-25) vs. Fordham, 12/21/23
Largest halftime deficit	23 (34-57) at #6 NC State, 1/11/24
Largest halftime deficit in a win	8 (28-36) vs. Missouri, 11/30/23
Best scoring run	21 (4th 3:01) vs. Campbell, 11/12/23
Opponent's best scoring run	13 (3rd 6:17) vs. Pittsburgh, 1/25/24

SCORING BENCHMARKS

GAMES WITH 20 OR MORE POINTS IN 2023-24

	Career	2023-24
#20 Camryn Taylor, F	16*	5
#33 Sam Brunelle, F	8#	1
#21 Kymora Johnson, G	8	8
#10 Mir McLean, G/F	3	0
#34 London Clarkson, G	1	0
#0 Olivia McGhee, G	1	1

* - includes four 20-point games in two seasons at Marquette (2019-21)

- includes seven 20-point games in three seasons at Notre Dame (2019-22)

GAMES WITH 10 OR MORE POINTS

	Career	2023-24
#20 Camryn Taylor, F	81*	21
#33 Sam Brunelle, F	63*	9
#34 London Clarkson, F	23*	8
#4 Jillian Brown, G	22*	7
#10 Mir McLean, G/F	20*	0
#21 Kymora Johnson, G	22	22
#1 Paris Clark, G	17*	14
#14 Kaydan Lawson, F	12	0
#23 Alexia Smith, G	12	5
#0 Olivia McGhee, G/F	9	9
#5 Yonta Vaughn, G	4	3
#32 Cady Pauley, G	3	0
#12 Edessa Noyan, F	1	1
#41 Taylor Lauterbach, C	1*	0

* - includes 10-point games at previous school

GAMES WITH 10 OR MORE REBOUNDS

	Career	2023-24
#10 Mir McLean, G/F	6	0
#20 Camryn Taylor, F	6	4
#14 Kaydan Lawson, F	1	0
#34 London Clarkson, F	1	0
#4 Jillian Brown, G	2	2
#41 Taylor Lauterbach, C	2*	0
#23 Alexia Smith, G	1	1
#1 Paris Clark, G	1	1

* - includes two 10-rebound games in three seasons at K-State

DOUBLE DOUBLES

	Career	2023-24
#21 Camryn Taylor, F	12*	4
#10 Mir McLean, G/F	7	0
#4 Jillian Brown, G	1	1
#1 Paris Clark, G	1	1
#21 Kymora Johnson, G	1	1
#23 Alexia Smith, G	1	1

* - includes five double-doubles in 27 games at Marquette

GAME-BY-GAME LEADERS & STARTING LINEUPS

Date	Opponent	W/L	Score	Points	Rebounds	Assists
11/8	UMES	W	76-52	Taylor, 22	Brown, 13	Vaughn, 8
11/12	Campbell	W	74-49	Taylor, 16	Noyan, 8	Johnson, 7
11/15	William & Mary	W	80-51	Brown, 17	Brown & Taylor, 7	Smith, 4
11/19	Oklahoma	L	67-82	Taylor, 17	Brown, 9	Johnson, 6
11/24	vs. Tulane	W	81-59	Vaughn, 14	McGhee, 6	Johnson, 9
11/25	vs. LSU	L	73-76	Clark, 19	Brown & Clark, 7	Vaughn, 7
11/30	Missouri	W (ot)	87-81	Taylor, 26	Smith, 13	Johnson, 7
12/3	at La Salle	W	94-73	Johnson, 17	Brown, 8	Vaughn, 6
12/6	Rider	W	78-51	Taylor, 18	Taylor, 13	Johnson, 4
12/16	Wofford	L	70-71	Clark & McGhee, 14	Clarkson, 9	Johnson, 9
12/21	Fordham	W	82-56	Johnson, 26	Taylor, 8	Johnson, 7
12/31	#3 NC State	L	61-72	Taylor, 17	Taylor, 15	Johnson, 7
1/4	at Georgia Tech	L	60-63	Taylor, 19	Clark, 12	Johnson, 6
1/7	Duke	L	56-60	Taylor, 17	Johnson, 8	Vaughn, 6
1/11	at #6 NC State	L	66-93	Taylor, 22	Smith, 9	Smith, 6
1/14	at #20 North Carolina	L	68-81	Taylor, 16	Clarkson & Taylor, 7	Johnson & Smith, 5
1/18	#19 Notre Dame	L	76-86	Clark & Johnson, 16	Johnson, 8	Johnson, 7
1/21	at #15 Florida State	W	91-87	Johnson, 35	Taylor, 10	Johnson, 6
1/25	Pittsburgh	L	52-56	Johnson, 17	Smith, 8	Johnson, 4
1/28	#20 North Carolina	W	81-66	Johnson, 25	Brunelle, 7	Smith, 6
2/1	at #17 Virginia Tech	L	63-76	Johnson, 22	Clark, 8	Johnson, 3
2/4	Clemson	L	69-75	Johnson & Brunelle, 24	Clark, 7	Johnson, 8
2/8	at Boston College	W	73-66	Vaughn, 16	Noyan, 9	Johnson, 4
2/11	at Wake Forest	W	87-79	Johnson, 23	Brunelle & Johnson, 6	Johnson, 7
2/18	#19 Syracuse	L	79-85	Taylor, 20	Taylor, 8	Johnson, 10
2/22	Miami	W	77-60	Johnson, 21	Taylor, 11	Smith, 8
2/25	at #20 Louisville	W	73-68	Taylor, 22	Clark, 8	Johnson, 6
2/29	Duke	L	54-73	Johnson, 14	Johnson, 6	Johnson, 2
3/3	#5 Virginia Tech	W	80-75	Johnson, 21	Taylor, 7	Johnson, 8

Bold – Team season high

STARTING LINEUPS

Lineup #	Game(s)	W-L	G	G	G/F	F	F/C
1	1	1-0	Johnson	Brown	Smith	Taylor	Noyan
2	2-4	2-1	Johnson	Brown	Smith	Taylor	Clarkson
3	5	1-0	Johnson	Brown	McGhee	Taylor	Clarkson
4	6-9, 11, 15-16, 26-28	6-4	Johnson	Clark	Smith	Taylor	Brunelle
5	10	0-1	Johnson	Clark	Smith	Brunelle	Clarkson
6	12-13	0-2	Johnson	Clark	Smith	Taylor	Clarkson
7	14	0-1	Johnson	Clark	Brown	Taylor	Clarkson
8	17	0-1	Johnson	Smith	McGhee	Taylor	Clarkson
9	18-19	1-1	Johnson	Clark	McGhee	Taylor	Clarkson
10	20-21	1-1	Johnson	Clark	McGhee	Brunelle	Clarkson
11	22	0-1	Johnson	Clark	Brown	Brunelle	Clarkson
12	23	1-0	Johnson	Clark	Brown	Brunelle	Noyan
13	24	1-0	Johnson	Clark	McGhee	Brunelle	Noyan
14	25	0-1	Johnson	Clark	McGhee	Brunelle	Taylor
15	29	1-0	Johnson ²⁹	Lawson ¹	Clark ¹²	Brunelle ⁹	Taylor ⁵

- Consecutive starts

GAME-BY-GAME SCORING & SPECIALTY STATS

Date	Opponent	Total		1st Half		2nd Half (OT)		Starters		Bench		In the Paint		Fast Break		2nd Chance		Off Turnovers	
		UVA	Opp.	UVA	Opp.	UVA	Opp.	UVA	Opp.	UVA	Opp.	UVA	Opp.	UVA	Opp.	UVA	Opp.	UVA	Opp.
11/8	UMES	76	52	35	22	41	30	58	27	18	25	30	10	24	6	12	4	14	10
11/12	Campbell	74	49	29	35	45	14	65	37	9	12	32	22	22	5	14	9	20	6
11/15	William & Mary	80	51	34	23	46	28	49	33	31	18	42	24	22	7	15	10	13	5
11/19	#25 Oklahoma	67	82	27	44	40	38	41	63	26	19	36	30	7	18	15	8	21	7
11/24	vs. Tulane	81	59	36	34	45	25	32	43	49	16	26	22	13	9	13	7	28	6
11/25	vs. #7 LSU	73	76	38	38	35	38	51	68	22	8	32	42	14	8	21	15	16	13
11/30	Missouri (OT)	87	71	28	36	47 (12)	39 (6)	62	66	25	15	44	32	8	8	18	7	21	8
12/3	at La Salle	94	73	45	33	49	40	49	46	45	27	46	28	19	11	15	6	22	10
12/6	Rider	78	51	32	27	46	24	45	39	33	12	40	26	17	4	26	0	16	4
12/16	Wofford	70	71	37	30	33	41	35	51	35	20	34	28	17	2	11	7	16	12
12/21	Fordham	82	56	50	25	32	31	56	36	26	20	38	18	36	12	4	8	21	15
12/31	#3 NC State	61	72	32	31	29	41	40	64	21	8	16	32	16	15	9	18	14	10
1/4	at Georgia Tech	60	63	24	27	36	36	49	58	11	5	34	24	14	6	17	15	12	12
1/7	Duke	56	60	26	30	30	30	41	44	15	16	20	30	12	4	9	13	14	13
1/11	at #6 NC State	66	93	34	57	32	36	46	71	20	22	28	36	14	36	14	5	7	23
1/14	at #20 North Carolina	68	81	32	37	36	44	40	58	28	23	20	26	11	15	9	5	7	13
1/18	#19 Notre Dame	76	86	33	39	43	47	41	77	35	9	36	42	12	26	11	9	11	26
1/21	at #15 Florida State	91	87	39	43	52	44	73	74	18	13	40	38	7	14	15	14	5	23
1/25	Pittsburgh	56	52	26	23	33	26	36	52	16	4	14	34	13	8	4	9	9	22
1/28	#20 North Carolina	81	66	37	34	44	32	63	56	18	10	24	28	6	8	9	9	19	15
2/1	at #17 Virginia Tech	63	76	41	46	22	30	43	71	20	5	24	28	2	4	10	19	6	8
2/4	Clemson	69	75	27	33	42	42	54	68	15	7	24	28	13	12	8	18	17	13
2/8	at Boston College	73	66	34	37	39	29	47	52	26	14	38	26	10	8	7	12	16	28
2/11	at Wake Forest	87	79	38	32	49	47	64	47	23	32	28	28	12	6	14	13	18	21
2/18	#19 Syracuse	79	85	28	45	51	40	72	69	7	16	34	22	10	16	12	12	17	13
2/22	Miami	77	60	46	32	31	28	60	33	17	27	16	38	6	4	16	12	21	16
2/25	at #20 Louisville	73	68	32	26	41	42	58	34	15	34	38	32	2	6	10	19	18	16
2/29	at Duke	54	73	27	40	27	33	37	60	17	13	30	30	2	10	12	6	9	16
3/3	#5 Virginia Tech	80	75	34	29	46	46	60	62	20	13	34	24	10	6	19	12	21	13

Bold – Virginia season high/opponent season low

THE LAST TIME

INDIVIDUAL

One player with a double-double: Camryn Taylor (18 pts, 11 reb), vs. Miami, 2/22/24

Two UVA players with double-doubles in the same game: vs. Syracuse (Willoughby 13 pts, 12 reb; Jablonowski 12 pts, 10 reb), 3/5/20

Five Players in double figures: at Boston College (Vaughn 16, Clark 14, Noyan 13, Brunelle 10, Johnson 10), 2/8/24

Six players in double figures: vs. at La Salle (Johnson 17, Brown 12, Clark 12, Clarkson 11 Brunelle 10, Taylor 10), 12/3/23

Seven players in double figures: vs. Norfolk State 11/16/15 (Randolph 17, Moses 12, Brown 11, Venson 10, Mason 10, Huland El 10, Jones 10)

Zero players in double figures: vs. Louisville, 1/17/19

Every available Cavalier scored: vs. Rider, 12/6/23

Scored 25 points: 25, Kymora Johnson vs. #20 North Carolina, 1/28/24

Scored 30 points: 35, Kymora Johnson at #15 Florida State, 1/21/24

Scored 40 points: **48, Mimi Kennedy at North Carolina, 01/15/98

A non-starter scored 20 or more points: 23, London Clarkson vs. North Carolina, 2/2/23

Two or more Cavaliers scored 20 or more points in a game: at Wake Forest (Johnson 23 & McGhee 22), 2/11/24

Perfect from the field (5 attempts): 6-6, Kymora Johnson at La Salle, 12/3/23

Made at least five 3FGs: Kymora Johnson (5-9) vs. Miami, 2/22/24

Perfect at FT line (8 attempts): 10-10, Camryn Taylor at La Salle, 12/3/23

Perfect at FT line (9 attempts): 10-10, Camryn Taylor at La Salle, 12/3/23

Perfect at FT line (10 attempts): 10-10, Camryn Taylor at La Salle, 12/3/23

Attempted 20 free throws: 20**, Brandi Teamer at Wake Forest, 1/6/05

Had 15 rebounds: 15, Camryn Taylor vs. #3 NC State 12/31/23

Had 20 rebounds: 24, Sarah Imovbioh vs. Ohio State 11/14/14

Had 10 assists: 10, Kymora Johnson vs. Syracuse, 2/18/24

Had 6 steals: 9, Shemera Williams vs. Duke, 1/9/20

Had 5 blocked shots: 5, Sam Brunelle vs. Florida State, 1/19/23

OPPONENT

Opponent scored 100 points: 103, at Notre Dame 3/3/19

Opponent failed to score at least 30 points: 28, Morgan State, 12/18/22

ACC opponent failed to score at least 50 points: 41, Syracuse, 2/2/20

Opponent failed to make at least one 3FG: 0-19, Morgan State, 12/18/22

Opponent failed to score at least one second-chance point: Rider, 12/6/23

Opponent attempted at least 40 free throws: 44, #19 Notre Dame, 1/18/24

Five opposing players scored in double figures: at #6 NC State, 1/11/24 (Brooks 19, Hayes 17, James 15, Collins 14, Steele 13)

Opponent individual scored at least 30 points: 39, Georgia Amooore, vs. #5 Virginia Tech, 3/3/24

Opponent made game-winning buzzer beater: Rachael Rose (0.4 seconds), Wofford, 12/16/23

TEAM

RANKINGS

UVA ranked in AP Top 25: #22, 11/21/12

UVA ranked USA Today Top 25: #25, 12/20/22

Played AP No. 1 team: #1 Duke, L 79-58, 3/2/07

Defeated AP No. 1 team: #1 Maryland, 75-74, 2/11/92

Defeated AP Top 5 team: #5 Virginia Tech, 80-75, 3/3/24

Defeated AP Top 10 team: #5 Virginia Tech, 80-75, 3/3/24

Defeated AP Top 25 team: #5 Virginia Tech 80-75, 3/3/24

Defeated USA Today 25 team: #5 Virginia Tech 80-75, 3/3/24

FIELD GOAL SHOOTING

Shot at least 50 percent: 53.4 (31-58) at Wake Forest, 2/11/24

Shot at least 60 percent: 62.3 (33-53) vs. Georgia Tech, 3/02/08

Shot at least 70 percent: **70.0 (42-60) at Wake Forest, 1/7/87

Made 40-49 field goals: 40 vs. Coppin State, 11/13/16

Made 50 field goals: **54 vs. Cleveland State, 11/29/95

Attempted 70 FG: 70 vs. #19 Syracuse, 2/18/24

Attempted 80 FG: 82 at #6 NC State, 1/11/24

3-POINT SHOOTING

Shot 50 percent: 50.0 (13-26) at Wake Forest, 2/11/24

Shot 60 percent: 60.0 (9-15) vs. UNCG, 12/2/17

Shot 70 percent: 75.0 (6-8) vs. Louisville, 3/01/15

Shot 80 percent: 85.7 (6-7) vs. St. John's, 3/19/88

Made 10 3FGs: 11 (11-25) vs. Miami, 2/22/24

Made 15 3FGs: **15 vs. Tulane, 11/24/23

Attempted 30 3FGs: 30 (made 9) vs. #3 NC State, 12/31/23

UVA failed to make at least one 3FG: 0-10 3FG at Loyola Chicago, 11/16/22

FREE THROW SHOOTING

Shot 85 percent: 91.7 (11-12) vs. #19 Syracuse, 2/18/24

Shot 90 percent: 91.7 (11-12) vs. #19 Syracuse, 2/18/24

Shot 100 percent: 1.000 (10-10) vs. North Carolina, 2/24/22

Made 20 free throws: 22 (22-29) vs. #5 Virginia Tech, 3/3/24

Made 30 free throws: 30 (30-38) vs. North Carolina, 02/20/14

Attempted 0 FT: at Duke 1/14/18

Attempted 30 FT: 34 vs. Pittsburgh, 2/20/22

Attempted 40 FT: 44 vs. Indiana, 11/26/09

Attempted 50 FT: **54 at Wake Forest, 1/6/05

SCORING

Scored 85 points: 87 at Wake Forest, 2/11/24

Scored 90 points: 91 at #15 Florida State, 1/21/24

Scored 100 points: 101 vs. UMBC, 11/10/22

Scored 40 bench points: 45 at La Salle, 12/3/23

Scored 50 bench points: 55 vs. Radford 12/18/11

REBOUNDING

Had 50 rebounds: 50 at #6 NC State, 1/11/24

Had 60 rebounds: 60 vs. Rider, 12/6/23

Had 70 rebounds: **77 vs. Rider, 12/19/96

ASSISTS

Had 20 assists: 22 vs. Miami, 2/22/24

Had 30 assists: **37 vs. Cleveland State, 11/29/95

STEALS

Had 15 steals: 15 vs. UNCW, 12/4/22

Had 20 steals: 22 vs. UMES, 12/17/13

Had 25 steals: 26 vs. Clemson, 2/12/12

BLOCKED SHOTS

Blocked 10 shots: 10 vs. Miami, 2/22/24

Blocked 15 shots: **15 vs. Georgia Tech, 1/20/96

TURNOVERS

UVA forced 30 turnovers: 31 at Wake, 01/10/16

UVA committed 30 turnovers: 30 vs. ECU 11/27/22

COMEBACK WINS

Overcame a 13-point deficit: 13 (2nd 7:51), vs. #20 North Carolina, 1/28/24

Overcame a 15-point deficit: 15 (2nd 9:30), vs. Missouri, 11/30/23

Overcame a 20-point deficit: **22 (2nd 5:27), vs. Miami, 2/13/20

OVERTIME

UVA played in OT: W, 87-53 vs. Missouri, 11/30/23

UVA won in OT: W, 87-53 vs. Missouri, 11/30/23

UVA lost in OT: L, 81-86 vs. Louisville, 1/5/17

UVA played in 2OT: L (2OT), 73-70 at Alabama, 12/21/12

UVA played in 3OT: W (4OT), 94-92 vs. NC State, 2/10/11

UVA played in 4OT: W (4OT), 94-92 vs. NC State, 2/10/11

MISCELLANEOUS

UVA shot 80% from the floor in a quarter: .800 (8-10) vs. NC State, 1/13/22**

UVA shot 70% from the floor in a quarter: .714 (10-14) vs. Syracuse, 2/8/22

UVA shot 60% from the floor in first half:

.619 (26-42) vs. Central Connecticut State, 11/12/17

UVA shot 60% from the floor in second half: .608 (14-23) vs. Illinois Chicago, 12/16/16

UVA shot less than 20% from floor in first half: 19.2 (5-26) vs. NC State, 1/13/19

UVA shot less than 20% from floor in second half: 18.7 (6-32) vs. Syracuse, 3/5/20

UVA scored less than 15 points in first half: 13 at Florida State, 1/8/06

UVA scored less than 15 points in second half: 12 at Georgia Tech, 1/09/22

UVA held opponent to less than 15 points first half: 14 vs. Morgan State, 12/18/22

UVA held opponent to less than 15 points second half: 14 vs. Campbell, 11/12/23

UVA held opponent to less than 10 points first half: 6 vs. Norfolk State, 12/28/12

**program record

ACC TOURNAMENT HISTORY

11 ACC REGULAR-SEASON TITLES

1984, 1986, 1987, 1988, 1991, 1992, 1993, 1994, 1995, 1996, 2000

3 ACC TOURNAMENT CHAMPIONSHIPS

1990, 1992, 1993

Since 1990, the Cavaliers have been the No. 1 seed in the ACC tournament seven times and the No. 2 seed three times. In 2003 and 2010, Virginia captured the No. 3 seed. In 2002 and 2008, UVA was the No. 4 seed after tying for third in the regular-season standings. In 1998, 2001, and 2005, the Cavaliers were the No. 5 seed.

Virginia has won 11 regular-season titles and three tournament championships. The Cavaliers claimed their first ACC tournament championship in 1990 after finishing in second place in the regular season. That year, the Cavaliers defeated NC State, 67-64, in overtime to bring the title to Charlottesville. Virginia won back-to-back regular season and tournament championships in 1992 and 1993. The Cavaliers defeated Georgia Tech, 70-69, in the finals in 1992 and outlasted Maryland, 106-103, in triple overtime in 1993. From 1991-1996, Virginia entered the tournament as the No. 1 seed.

RECORD BY ROUND

First Round	6-4
Second Round (began in 2014)	2-5
Quarterfinals	20-15
Semifinals	6-15
Finals	3-3
All-Time	37-42 (.468)

APPEARANCES

ACC Championship Game, 3-3

1987, 1988, 1990, 1992, 1993, 1994

ACC Semifinal Game, 6-15

1981, 1984, 1985, 1986, 1987, 1988, 1989, 1990, 1991, 1992, 1993, 1994, 1995, 1996, 1997, 1999, 2000, 2002, 2003, 2005, 2008

ACC Quarterfinal Game, 20-15

1978, 1979, 1980, 1981, 1982, 1983, 1984, 1985, 1986, 1987, 1988, 1989, 1990, 1991, 1992, 1993, 1994, 1995, 1996, 1997, 1998, 1999, 2001, 2002, 2003, 2004, 2005, 2006, 2007, 2008, 2009, 2010, 2012, 2017, 2018

Second Round, 2-5

2014, 2015, 2016, 2017, 2018, 2019, 2020

First Round, 6-4

2000, 2006, 2007, 2009, 2011, 2012, 2013, 2014, 2019, 2022, 2023

Year	Seed	Round	Seed	Opponent	Result
1978		University Hall, Charlottesville, Va.			
	6	Quarterfinal	3	Clemson	L, 73-59
1979		Reynolds Coliseum, Raleigh, N.C.			
	5	Quarterfinal	4	North Carolina	L, 86-51
1980		Cole Field House, College Park, Md.			
	6	Quarterfinal	3	Clemson	L, 78-76
1981		Littlejohn Coliseum, Clemson, S.C.			
	2	Quarterfinal	7	Georgia Tech	W, 61-49
		Semifinal	3	Maryland	L, 50-47
1982		Reynolds Coliseum, Raleigh, N.C.			
	6	Quarterfinal	3	Maryland	L, 72-63
1983		Cumberland Memorial Auditorium, Fayetteville, N.C.			
	6	Quarterfinal	3	Maryland	L, 70-63
1984		Cumberland Memorial Auditorium, Fayetteville, N.C.			
	1	Quarterfinal	8	Georgia Tech	W, 75-58
		Semifinal	5	North Carolina	L, 96-68
1985		Cumberland Memorial Auditorium, Fayetteville, N.C.			
	3	Quarterfinal	6	Maryland	W, 64-53
		Semifinal	2	North Carolina	L, 76-55
1986		Cumberland Memorial Auditorium, Fayetteville, N.C.			
	1	Quarterfinal	8	Georgia Tech	W, 90-64
		Semifinal	5	Maryland	L, 92-68
1987		Cumberland Memorial Auditorium, Fayetteville, N.C.			
	1	Quarterfinal	8	Wake Forest	W, 70-56
		Semifinal	5	Maryland	W, 76-59
		Final	2	NC State	L, 57-56
1988		Cumberland Memorial Auditorium, Fayetteville, N.C.			
	1	Quarterfinal	8	NC State	W, 82-64
		Semifinal	5	Clemson	W, 66-57
		Final	2	Maryland	L, 76-70
1989		Cumberland Memorial Auditorium, Fayetteville, N.C.			
	4	Quarterfinal	5	Wake Forest	W, 68-67 (ot)
		Semifinal	1	Maryland	L, 89-66
1990		Cumberland Memorial Auditorium, Fayetteville, N.C.			
	2	Quarterfinal	7	Georgia Tech	W, 73-65 (s)
		Semifinal	3	Clemson	W, 84-66
		Final	1	NC State	W, 67-64 (ot)
1991		Cumberland Memorial Auditorium, Fayetteville, N.C.			
	1	Quarterfinal	8	North Carolina	W, 90-69
		Semifinal	4	Clemson	L, 65-62

ACC TOURNAMENT HISTORY

Year	Seed	Round	Seed	Opponent	Result	Year	Seed	Round	Seed	Opponent	Result	
1992	Winthrop Coliseum, Rock Hill, S.C.						2011	Greensboro Coliseum, Greensboro, N.C.				
	1	Quarterfinal	8	Duke	W, 81-55		8	First Round	9	Wake Forest	L, 74-68	
		Semifinal	4	North Carolina	W, 74-55							
		Final	7	Georgia Tech	W, 70-69	2012	Greensboro Coliseum, Greensboro, N.C.					
1993	Winthrop Coliseum, Rock Hill, S.C.						6	First Round	11	Boston College	W, 72-41	
	1	Quarterfinal	8	Wake Forest	W, 74-46			Quarterfinal	3	Maryland	L, 70-58	
		Semifinal	5	Clemson	W, 79-71 (ot)	2013	Greensboro Coliseum, Greensboro, N.C.					
		Final	2	Maryland	W, 106-103 (3ot)	6	First Round	11	Boston College	L, 66-57		
1994	Winthrop Coliseum, Rock Hill, S.C.						2014	Greensboro Coliseum, Greensboro, N.C.				
	1	Quarterfinal	8	Wake Forest	W, 73-54	10	First Round	15	Boston College	W, 74-59		
		Semifinal	5	Maryland	W, 63-45			Second Round	7	Georgia Tech	L, 77-76	
		Final	2	North Carolina	L, 77-60	2015	Greensboro Coliseum, Greensboro, N.C.					
1995	Winthrop Coliseum, Rock Hill, S.C.						9	Second Round	8	Miami	L, 62-52	
	1	Quarterfinal	9	Maryland	W, 68-46	2016	Greensboro Coliseum, Greensboro, N.C.					
		Semifinal	4	Duke	L, 83-82(ot)	9	Second Round	8	Duke	L, 57-53		
1996	Winthrop Coliseum, Rock Hill, S.C.						2017	HTC Center, Conway, S.C.				
	1	Quarterfinal	9	Florida State	W, 83-50	8	Second Round	9	Wake Forest	W, 61-44		
		Semifinal	4	Clemson	L, 75-67	8	Quarterfinals	1	Notre Dame	L, 76-59		
1997	Independence Arena, Charlotte, N.C.						2018	Greensboro Coliseum, Greensboro, N.C.				
	2	Quarterfinal	7	Georgia Tech	W, 77-63	7	Second Round	10	Georgia Tech	W, 60-58		
		Semifinal	6	Clemson	L, 77-75	7	Quarterfinals	2	Notre Dame	L, 83-47		
1998	Independence Arena, Charlotte, N.C.						2019	Greensboro Coliseum, Greensboro, N.C.				
	5	Quarterfinal	4	North Carolina	L, 76-56	12	First Round	13	Boston College	W, 77-61		
1999	Independence Arena, Charlotte, N.C.						12	Second Round	5	Syracuse	L, 67-57	
	2	Quarterfinal	8	Wake Forest	W, 71-67	2020	Greensboro Coliseum, Greensboro, N.C.					
		Semifinal	3	North Carolina	L, 83-70	9	Second Round	8	Syracuse	L, 67-50		
2000	Greensboro Coliseum, Greensboro, N.C.						2021	Greensboro Coliseum, Greensboro, N.C.				
	1	First Round	9	Wake Forest	W, 72-47		Did Not Participate					
		Semifinal	5	North Carolina	L, 67-63	2022	Greensboro Coliseum, Greensboro, N.C.					
2001	Greensboro Coliseum, Greensboro, N.C.						14	First Round	11	Wake Forest	L, 61-53	
	5	Quarterfinal	4	Florida State	L, 83-77	2023	Greensboro Coliseum, Greensboro, N.C.					
2002	Greensboro Coliseum, Greensboro, N.C.						13	First Round	12	Wake Forest	L, 68-57	
	4	Quarterfinal	5	Georgia Tech	W, 60-58	2024	Greensboro Coliseum, Greensboro, N.C.					
		Semifinal	1	Duke	L, 71-67	11	First Round	14	Wake Forest	March 6		
2003	Greensboro Coliseum, Greensboro, N.C.											
	3	Quarterfinal	6	NC State	W, 66-56							
		Semifinal	2	North Carolina	L, 88-78							
2004	Greensboro Coliseum, Greensboro, N.C.											
	7	Quarterfinal	2	North Carolina	L, 64-45							
2005	Greensboro Coliseum, Greensboro, N.C.											
	5	Quarterfinal	4	Florida State	W, 71-67							
		Semifinal	1	North Carolina	L, 78-72							
2006	Greensboro Coliseum, Greensboro, N.C.											
	9	First Round	8	Boston College	W, 83-72							
		Quarterfinal	1	North Carolina	L, 82-56							
2007	Greensboro Coliseum, Greensboro, N.C.											
	7	First Round	9	Clemson	W, 89-82							
		Quarterfinal	1	Duke	L, 79-58							
2008	Greensboro Coliseum, Greensboro, N.C.											
	4	Quarterfinal	5	Georgia Tech	W, 52-43							
		Semifinal	1	North Carolina	L, 80-65							
2009	Greensboro Coliseum, Greensboro, N.C.											
	6	First Round	11	Virginia Tech	W, 66-57							
		Quarterfinal	3	Duke	L, 76-53							
2010	Greensboro Coliseum, Greensboro, N.C.											
	3	Quarterfinal	6	NC State	L, 66-59							

ACC All-Tournament Team Selections

1987	Donna Holt (MVP)	1999	DeMya Walker (2nd)
	Nancy Mayer	2000	Schuye LaRue (2nd)
1988	Donna Holt		Renee Robinson (2nd)
	Daphne Hawkins	2002	Telisha Quarles (2nd)
1990	Tammi Reiss	2003	Cherrise Graham
	Dawn Staley	2005	Tiffany Sardin (2nd)
1991	Dawn Staley		Brandi Teamer (2nd)
1992	Heather Burge	2008	Monica Wright (1st)
	Tammi Reiss	2010	Monica Wright (2nd)
	Dawn Staley (MVP)		
1993	Jenny Boucek (2nd)		
	Heather Burge		
	Dena Evans (2nd, MVP)		
1994	Wendy Palmer		
	Tora Suber (2nd)		
	Amy Lofstedt (2nd)		
1995	Wendy Palmer		
	Jeffra Gausepohl (2nd)		
1996	Tora Suber		
	Wendy Palmer (2nd)		
1997	Tora Suber (2nd)		
	Mimi Kennedy (2nd)		





2024 ALLY ACC WOMEN'S BASKETBALL TOURNAMENT

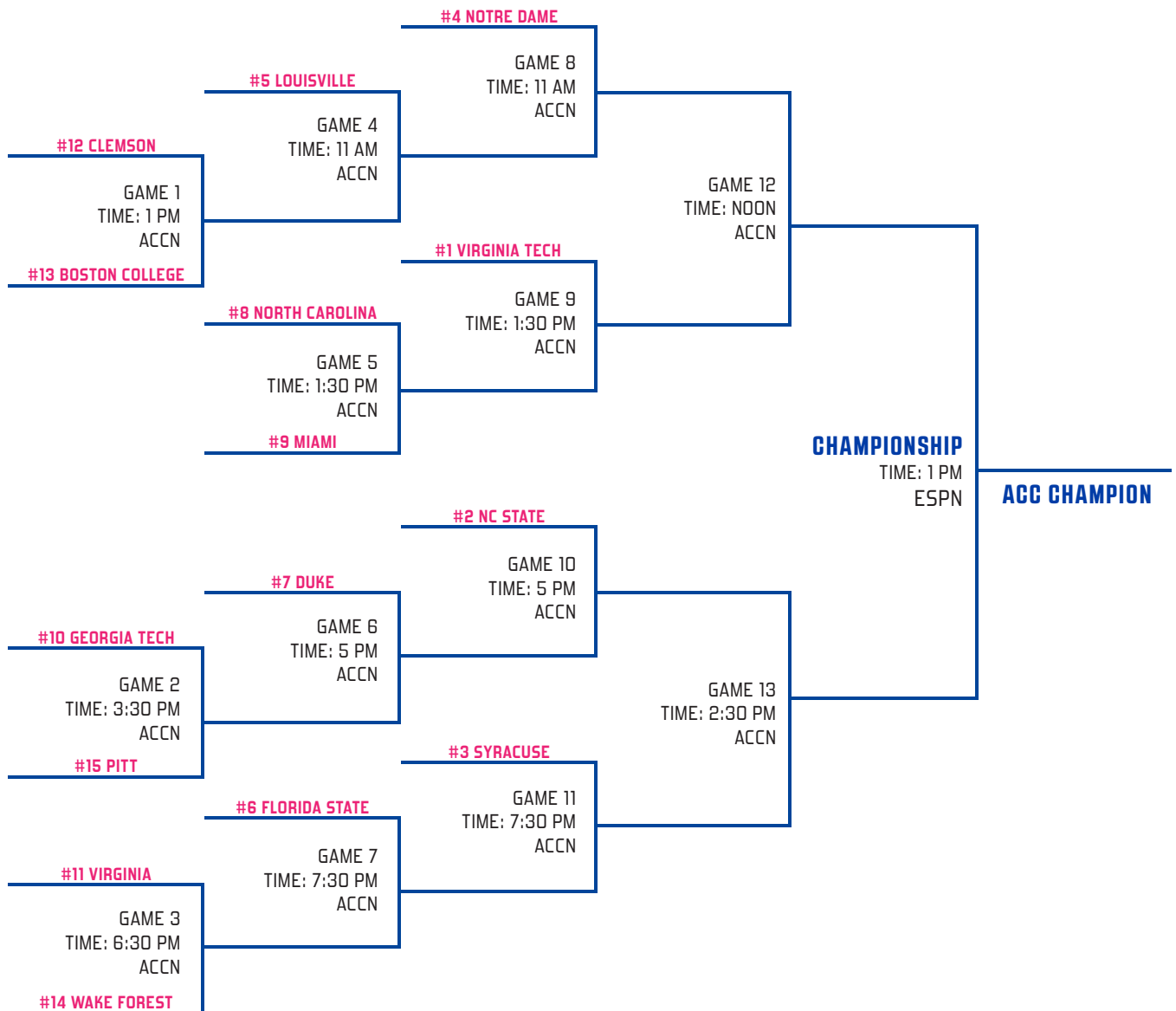
FIRST ROUND
WEDNESDAY • MARCH 6

SECOND ROUND
THURSDAY • MARCH 7

QUARTERFINALS
FRIDAY • MARCH 8

SEMIFINALS
SATURDAY • MARCH 9

CHAMPIONSHIP
SUNDAY • MARCH 10



OVERTIME HISTORY

Date	Opponent	W/L	Score	Location	# of OTs	Postseason
11/30/23	Missouri	W	87-81	H	1	
11/24/19	Old Dominion	W	56-53	H	1	
12/18/17	Indiana	W	82-72	N	1	
2/12/17	Wake Forest	W	60-57	H	1	
2/2/17	Georgia Tech	W	64-65	H	1	
1/5/17	Louisville	L	81-86	H	1	
2/19/15	Pittsburgh	L	63-68	A	1	
12/20/13	Tulane	L	72-79	N	1	
2/25/13	Wake Forest	L	68-73	H	1	
12/21/12	Alabama	L	70-73	A	2	
3/15/12	Howard	W	59-56	N	1	WINT
1/5/12	North Carolina	L	78-73	H	2	
11/20/11	Tennessee	W	69-64	H	1	
2/27/11	Virginia Tech	W	73-71	A	1	
2/10/11	NC State	W	94-92	A	4	
1/21/11	Maryland	L	75-77	H	1	
2/15/10	North Carolina	W	82-78	H	1	
2/11/10	Miami	W	69-63	A	1	
2/19/09	Miami	W	84-75	H	1	
3/2/08	Georgia Tech	W	103-101	H	2	
1/26/08	Florida State	W	69-66	A	1	
1/14/07	Boston College	W	65-63	H	1	
1/20/06	Maryland	L	74-84	H	1	
3/5/05	Florida State	W	71-67	N	1	ACC
1/6/05	Wake Forest	W	85-83	A	1	
1/23/04	Florida State	W	82-80	A	1	
11/26/02	Liberty	L	69-77	A	1	
12/18/02	Wake Forest	W	61-55	A	1	
3/17/01	Michigan	L	71-81	N	1	NCAA
1/28/01	Wake Forest	W	76-73	H	2	
11/19/00	Texas	L	55-56	N	2	
2/7/00	North Carolina	L	63-66	A	1	
1/20/00	Clemson	W	77-74	H	2	
2/14/99	North Carolina	L	80-82	H	1	
1/2/99	Clemson	W	67-66	A	1	
2/22/98	Duke	L	78-85	N	1	
2/15/98	North Carolina	L	84-85	H	2	
2/1/98	Florida State	W	83-76	A	1	
1/15/98	North Carolina	W	105-100	A	3	
3/1/97	Clemson	L	75-77	N	1	ACC
3/4/95	Duke	L	82-83	N	1	ACC
3/8/93	Maryland	W	106-103	N	3	ACC
3/7/93	Clemson	W	79-71	A	1	ACC
3/31/91	Tennessee	L	67-70	N	1	NCAA
1/12/91	NC State	W	123-120	A	3	
3/24/90	Tennessee	W	79-75	N	1	NCAA
3/5/90	NC State	W	67-64	N	1	ACC
12/29/89	Rutgers	W	72-71	A	1	
3/4/89	Wake Forest	W	68-67	N	1	ACC
2/15/89	Maryland	L	99-104	N	1	
1/11/86	Clemson	W	96-89	N	1	
1/13/85	North Carolina	W	64-62	H	1	
12/19/83	ETSU	W	71-68	A	1	
2/23/83	Clemson	L	84-86	A	1	
1/15/83	North Carolina	W	78-74	H	1	
1/2/83	ETSU	W	70-65	H	1	
2/1/80	NC State	L	79-81	H	1	
1/5/80	North Carolina	L	65-66	H	1	
3/4/77	VCU	L	47-48	H	1	VIAW
2/8/75	Bridgewater	W	57-52	A	1	

Note: John Paul Jones Arena opened for the 2006-07 season.

VIRGINIA'S ALL-TIME RECORD IN OVERTIME

Overall 37-23 (.617)

Home/Away/Neutral

Home 14-10 (.583)

Away 15-5 (.750)

Neutral 8-8 (.500)

at John Paul Jones Arena 15-7 (.682)

By Number of Overtime Periods

1OT 30-19 (.612)

2OT 3-4 (.429)

3OT 3-0 (1.000)

4OT 1-0 (1.000)

Postseason

NCAA Tournament 1-2 (.333)

ACC Tournament 5-2 (.714)

WNIT 0-0 (.000)

VIAW 0-1 (.000)

JOHN PAUL JONES ARENA RECORDS

VIRGINIA PLAYERS

Points	33, Lyndra Littles vs. Louisiana Tech, 12/29/08
Field Goals Made.....	13, Monica Wright vs. Monmouth, 12/18/08
Field Goal Attempts	32, Monica Wright vs. James Madison, 12/6/09
Field Goal Pct.	1.000 (8-8), Jazmin Pitts vs. Radford, 12/18/11
3-Point FG Made.....	6, Mikayla Venson vs. NC State, 1/29/15
.....	6, Kymora Johnson vs. Fordham, 12/21/23
.....	6, Sam Brunelle vs. Clemson, 2/4/24
3-Point FG Attempts.....	11, Ataira Franklin vs. North Carolina, 1/5/12
.....	11, Faith Randolph vs. Davidson, 12/28/14
.....	11, Kymora Johnson vs. #3 NC State, 12/31/23
3-Point FG Pct.....	1.000 (6-6), Mikayla Venson vs. NC State, 1/29/15
Free Throws Made	16, Telia McCall vs. Georgia Tech, 2/3/13
Free Throws Attempted	17, Telia McCall vs. Georgia Tech, 2/3/13
FT Pct. (min. 10 attempts) 1.000, London Clarkson (14-14) vs. Boston College, 1/15/23	
.....	1.000, Monica Wright (12-12) vs. Florida State, 1/23/09
.....	1.000, Jocelyn Willoughby (11-11) vs. Duke, 1/9/20
.....	1.000, Monica Wright (10-10) vs. North Carolina, 2/15/10
.....	1.000, Jocelyn Willoughby (10-10) vs. Miami, 2/13/20
Rebounds	24, Sarah Imovbioh vs. Ohio State, 11/14/14
Assists.....	11, Ariana Moorer vs. Appalachian State; 3/22/12
Steals.....	10, Monica Wright vs. Liberty, 12/29/09
Blocks.....	6, Felicia Aiyeotan vs. Coppin State, 11/13/16
.....	6, Felicia Aiyeotan vs. Maryland, 11/29/17
.....	6, Felicia Aiyeotan vs. UNCG, 12/2/17
Turnovers	8, Dominique Toussaint vs. Duke, 1/9/20
.....	8, Monica Wright vs. Manhattan, 11/15/09

VIRGINIA TEAM

Most Points.....	110, vs. USC Upstate, 11/18/09
Fewest Points.....	38, vs. NC State, 1/13/19
.....	38, vs. UCF, 11/17/21
Field Goals Made.....	43, vs. Central Connecticut, 11/12/17
Field Goal Attempts	87, vs. James Madison, 12/6/09
Field Goal Pct.	62.3 (33-53), vs. Georgia Tech, 3/2/08
3-Point Field Goals Made	13, vs. Boston College, 1/15/15
.....	13, vs. Cleveland State, 12/16/06
3-Point FG Attempts.....	33, vs. Central Michigan, 11/24/18
3-Point FG Pct. (min. 10 made)	73.3 (11-15), vs. NC State, 1/29/15
Free Throws Made	35, vs. Georgia Tech, 3/2/08
Free Throws Attempted	46, vs. Georgia Tech, 3/2/08
Fewest Free Throws Attempted	0, vs. Wisconsin, 11/27/17
Free Throw Pct. (min. 10 made)	1.000 (13-13), vs. Virginia Tech, 1/21/18
.....	1.000 (10-10), vs. North Carolina, 2/24/22
Rebounds	68, vs. Colorado, 11/24/08
Assists.....	27, vs. #19 Syracuse, 2/18/24
Steals.....	26, vs. Wagner, 12/28/11
.....	26, vs. Clemson, 2/12/12
Blocks.....	13, vs. Florida State, 1/19/23
Most Turnovers.....	31 vs. Georgia Tech, 3/2/08
Fewest Turnovers	5, vs. Radford, 11/16/14
.....	5, vs. Boston College, 1/21/12
Personal Fouls.....	35, vs. #19 Notre Dame, 1/18/24
Fewest Personal Fouls.....	6, vs. Virginia Tech, 1/12/12

MISCELLANEOUS

Largest Comeback	22 points vs. Miami, 2/13/20
Largest Margin of Victory.....	63 (103-40), vs. Coppin State, 11/13/16
Largest Margin of Victory Over an ACC Foe.....	49 (76-27), vs. Virginia Tech, 1/26/17
Largest Margin of Defeat.....	36, (96-60), vs. UConn, 12/18/06
.....	36, (77-41), vs. Louisville, 2/1/18
Record in Overtime Games	22 (15-7); Last 87-81 win vs. Missouri, 11/30/23

OPPONENT PLAYERS

Points	39, Georgia Amoore, Virginia Tech, 3/3/24
Rebounds	18, Quineshia Leonard, Norfolk State, 12/28/12
Field Goals Made.....	13, Dyaisha Fair, #19 Syracuse, 2/18/24
.....	13, Georgia Amoore, Virginia Tech, 3/3/24
Field Goal Attempts	31, Tamoria Holmes vs Howard (03/15/12)
Field Goal Pct. (min. 5 made).....	1.000 (5x), last Tiara Chambers (5-5), East Carolina, 11/29/20
3-Point FG Made.....	8 (4x), last Victoria Morris, Old Dominion, 11/24/19
.....	8, Georgia Amoore, Virginia Tech, 3/3/24
3-Point FG Attempts.....	19, Tamoria Holmes, Howard, 3/15/12
3-Point FG Pct. (min. 3 made)	1.000 (7x), last Kristen Conroy (3-3), Maryland, 11/29/17
Free Throws Made	14, Chanell Williams, Rhode Island, 11/26/21
Free Throws Attempted	16, Dayshyanette Harris, Clemson, 2/4/24
Free Throw Pct. (min. 10 made)	1.000, Chrislyn Carr (10-10), Syracuse, 2/8/22
.....	1.000, Rayburn, Brittany (11-11), Purdue, 2/3/09
.....	1.000, Sonia Citron (12-12), #19 Notre Dame, 1/18/24
Assists.....	12, Cetera DeGraffenreid, North Carolina, 2/15/10
Steals.....	6 (7x), last Hannah Hidalgo, #19 Notre Dame, 1/18/24
Blocks.....	6, Makayla Timpson, Florida State, 1/19/23
.....	6, Lindsey Mason, Clemson, 2/12/12
.....	6, Kelley Cain, Tennessee, 11/22/09

OPPONENT TEAM

Most Points.....	96, UConn, 12/18/06
Fewest Points.....	23, Norfolk State, 12/28/12
Field Goals	42, UConn, 12/18/06
Field Goal Attempts	84, North Carolina 2/15/10
Field Goal Pct.	65.6, UConn, 12/18/06
3-Point FG Made.....	14, NC State, 3/1/20
3-Point FG Attempts.....	38, Coppin State, 12/2/18
3-Point FG Pct.....	66.7, Longwood, 11/21/10
Free Throws Made	35, Rhode Island, 11/26/21
Free Throws Attempted	44, Rhode Island, 11/26/21
.....	44, #19 Notre Dame, 1/18/24
Free Throw Pct. (min. 10 made)	1.000, St. Bonaventure (16-16), 1/4/10
.....	1.000, Georgia Tech (14-14), 1/25/15
Fewest Free Throws Attempted	3, Rider (0-3), 12/28/08
.....	3, Norfolk State (1-3), 12/28/12
Rebounds	56, #3 NC State, 12/31/23
Assists.....	24, UConn, 12/18/06
Steals.....	19, Georgia Tech, 3/2/08
Blocks.....	11, Duke, 2/24/11
Most Turnovers.....	34, Maryland-Eastern Shore, 12/17/13
Fewest Turnovers	5, Louisville, 2/21/19
Personal Fouls	35, Georgia Tech, 1/11/07
Fewest Personal Fouls.....	6, Liberty, 12/7/11

RECORD AT JOHN PAUL JONES ARENA

2006-07 to present (as of March 4, 2024).....189-93 (.670)

ATTENDANCE

11,975 spectators, vs. #5 Virginia Tech (W, 80-75), 3/3/24

LONGEST WINNING STREAK

12 games from 2/21/08 vs. Clemson to 1/11/09 vs. #25 Wake Forest

LONGEST ACC WINNING STREAK

5 games (2x) from 12/28/17 vs. Pittsburgh through 1/25/18 vs. North Carolina and 2/24/12 vs. Wake Forest through 1/24/13 vs. Boston College

LONGEST LOSING STREAK

8 games from 3/1/20 vs. #8 NC State through 11/28/21 vs. Richmond

Note: Streaks begin date of first win or loss to most recent win or loss

2023-24 COMBINED STATS



2023-24 Virginia Women's Basketball Combined Team Statistics All games

Page 1/1
as of Mar 04, 2024

Game Records

Record	Overall	Home	Away	Neutral
ALL GAMES	15-14	9-8	5-5	1-1
CONFERENCE	7-11	3-6	4-5	0-0
NON-CONFERENCE	8-3	6-2	1-0	1-1

Score by Periods

Team	1st	2nd	3rd	4th	OT	TOT
Virginia	464	517	536	599	12	2128
Opponents	512	476	523	505	6	2022

Team Box Score

No.	Player				Total		3-Point		F-Throw		Rebounds								PTS	AVG		
		GP-GS	MIN	AVG	FG-FGA	FG%	3FG-3FGA	3FG%	FT-FTA	FT%	OFF	DEF	TOT	AVG	PF	DQ	A	TO			BLK	STL
21	JOHNSON, Kymora	29-29	896:43	30.9	169-404	.418	56-174	.322	58-71	.817	26	108	134	4.6	58	0	157	84	8	54	452	15.6
20	TAYLOR, Camryn	25-23	617:39	24.7	135-284	.475	11-21	.524	89-106	.840	79	76	155	6.2	87	5	14	42	23	20	370	14.8
1	CLARK, Paris	26-23	638:40	24.6	95-236	.403	16-47	.340	54-71	.761	44	75	119	4.6	62	1	49	59	13	37	260	10.0
34	CLARKSON, London	25-14	540:03	21.6	51-112	.455	0-0	.000	62-87	.713	46	58	104	4.2	79	2	18	32	16	24	164	6.6
33	BRUNELLE, Sam	27-18	541:01	20.0	57-161	.354	36-109	.330	21-24	.875	20	65	85	3.1	37	0	24	23	23	12	171	6.3
0	MCGHEE, Olivia	29-8	428:54	14.8	63-163	.387	23-79	.291	20-23	.870	19	39	58	2.0	25	0	11	27	7	17	169	5.8
4	BROWN, Jillian	27-8	488:57	18.1	52-146	.356	14-45	.311	35-41	.854	36	89	125	4.6	46	0	41	41	12	16	153	5.7
5	VAUGHN, Yonta	17-0	323:44	19.0	33-99	.333	14-45	.311	5-9	.556	2	38	40	2.4	16	0	60	27	1	10	85	5.0
23	SMITH, Alexia	29-18	518:60	17.9	40-113	.354	6-24	.250	23-37	.622	26	84	110	3.8	24	0	58	33	3	19	109	3.8
12	NOYAN, Edessa	25-3	318:45	12.7	29-55	.527	4-10	.400	12-16	.750	24	45	69	2.8	52	4	9	23	12	10	74	3.0
32	PAULEY, Cady	17-0	128:44	7.6	17-57	.298	11-46	.239	5-6	.833	4	6	10	0.6	11	0	6	7	2	2	50	2.9
14	LAUTSON, Kaydan	23-1	250:04	10.9	14-45	.311	7-29	.241	15-24	.625	16	36	52	2.3	36	0	8	14	5	13	50	2.2
41	LAUTERBACH, Taylor	21-0	132:46	6.3	6-27	.222	2-9	.222	7-10	.700	12	27	39	1.9	23	0	2	13	9	2	21	1.0
Team											56	56	112									
Total		29	5825		761-1902	.400	200-638	.313	406-525	.773	410	802	1212	41.8	556	12	457	430	134	236	2128	73.4
Opponents		29	5825		716-1791	.400	189-624	.303	401-556	.721	330	772	1102	38.0	494	9	432	442	109	210	2022	69.7

Team Statistics

	UVA	OPP
Scoring	2128	2022
Points per game	73.4	69.7
Scoring margin	+3.7	-
Field goals-att	761-1902	716-1791
Field goal pct	.400	.400
3 point fg-att	200-638	189-624
3-point FG pct	.313	.303
3-pt FG made per game	6.9	6.5
Free throws-att	406-525	401-556
Free throw pct	.773	.721
F-Throws made per game	14.0	13.8
Rebounds	1212	1102
Rebounds per game	41.8	38.0
Rebounding margin	+3.8	-
Assists	457	432
Assists per game	15.8	14.9
Turnovers	430	442
Turnovers per game	14.8	15.2
Turnover margin	+0.4	-
Assist/turnover ratio	1.1	1.0
Steals	236	210
Steals per game	8.1	7.2
Blocks	134	109
Blocks per game	4.6	3.8
Winning streak	1	-
Home win streak	2	-
Attendance	81850	36976
Home games-Avg/Game	17-4815	10-3698
Neutral site-Avg/Game	-	2-975

Team Results

Date	Opponent		Score	Att.
11/08/2023	UMES	W	76-52	3797
11/12/2023	Campbell	W	74-49	3965
11/15/2023	William & Mary	W	80-51	3588
11/19/2023	Oklahoma	L	67-82	4198
11/24/2023	vs Tulane	W	81-59	300
11/25/2023	vs LSU	L	73-76	1650
11/30/2023	Missouri	Wot	87-81	3701
12/03/2023	at La Salle	W	94-73	387
12/06/2023	Rider	W	78-51	3676
12/16/2023	Wofford	L	70-71	3955
12/21/2023	Fordham	W	82-56	4208
12/31/2023	NC State	L	61-72	4541
01/04/2024	at Georgia Tech	L	60-63	1237
01/07/2024	Duke	L	56-60	5041
01/11/2024	at NC State	L	66-93	5500
01/14/2024	at North Carolina	L	68-81	4579
01/18/2024	Notre Dame	L	76-86	4152
01/21/2024	at Florida St.	W	91-87	2081
01/25/2024	Pittsburgh	L	52-56	3817
01/28/2024	North Carolina	W	81-66	5690
02/01/2024	at Virginia Tech	L	63-76	8925
02/04/2024	Clemson	L	69-75	4959
02/08/2024	at Boston College	W	73-66	756
02/11/2024	at Wake Forest	W	87-79	1201
02/18/2024	Syracuse	L	79-85	6619
02/22/2024	Miami (FL)	W	77-60	3968
02/25/2024	at Louisville	W	73-68	10305
02/29/2024	at Duke	L	54-73	2005
03/03/2024	Virginia Tech	W	80-75	11975

2023-24 TEAM STATS



2023-24 Virginia Women's Basketball Overall Team Statistics All games

Page 1/1
as of Mar 04, 2024

Team Statistics

	UVA	OPP
Scoring	2128	2022
Points per game	73.4	69.7
Scoring margin	+3.7	-
Field goals-att	761-1902	716-1791
Field goal pct	.400	.400
3 point fg-att	200-638	189-624
3-point FG pct	.313	.303
3-pt FG made per game	6.9	6.5
Free throws-att	406-525	401-556
Free throw pct	.773	.721
F-Throws made per game	14.0	13.8
Rebounds	1212	1102
Rebounds per game	41.8	38.0
Rebounding margin	+3.8	-
Assists	457	432
Assists per game	15.8	14.9
Turnovers	430	442
Turnovers per game	14.8	15.2
Turnover margin	+0.4	-
Assist/turnover ratio	1.1	1.0
Steals	236	210
Steals per game	8.1	7.2
Blocks	134	109
Blocks per game	4.6	3.8
Winning streak	1	-
Home win streak	2	-
Attendance	81850	36976
Home games-Avg/Game	17-4815	10-3698
Neutral site-Avg/Game	-	2-975

Score by Periods

Team	1st	2nd	3rd	4th	OT	TOT
Virginia	464	517	536	599	12	2128
Opponents	512	476	523	505	6	2022

2023-24 ACC-ONLY STATS



2023-24 Virginia Women's Basketball Combined Team Statistics In Conference games

Page 1/1
as of Mar 04, 2024

Game Records

Record	Overall	Home	Away	Neutral
ALL GAMES	7-11	3-6	4-5	0-0
CONFERENCE	7-11	3-6	4-5	0-0
NON-CONFERENCE	0-0	0-0	0-0	0-0

Score by Periods

Team	1st	2nd	3rd	4th	OT	TOT
Virginia	279	311	303	373	0	1266
Opponents	336	305	369	311	0	1321

Team Box Score

No.	Player	Overall			Total			3-Point			F-Throw			Rebounds				Other				PTS	AVG
		GP-GS	MIN	AVG	FG-FGA	FG%	3FG-3FGA	3FG%	FT-FTA	FT%	OFF	DEF	TOT	AVG	PF	DQ	A	TO	BLK	STL			
21	JOHNSON, Kymora	18-18	604:38	33.6	116-279	.416	40-115	.348	47-54	.870	20	76	96	5.3	39	0	97	61	3	35	319	17.7	
20	TAYLOR, Camryn	14-13	342:30	24.5	81-165	.491	11-18	.611	41-53	.774	40	44	84	6.0	53	5	6	22	10	10	214	15.3	
1	CLARK, Paris	18-17	483:47	26.9	63-165	.382	10-27	.370	43-60	.717	32	57	89	4.9	47	1	39	46	10	29	179	9.9	
33	BRUNELLE, Sam	18-12	369:10	20.5	33-97	.340	19-66	.288	18-19	.947	10	44	54	3.0	28	0	19	16	17	7	103	5.7	
34	CLARKSON, London	16-9	327:01	20.4	27-67	.403	0-0	.000	30-49	.612	21	40	61	3.8	55	2	9	24	10	12	84	5.3	
0	MCGHEE, Olivia	18-7	261:43	14.5	35-89	.393	13-43	.302	10-12	.833	11	20	31	1.7	16	0	8	16	4	9	93	5.2	
5	VAUGHN, Yonta	8-0	140:21	17.5	15-51	.294	5-20	.250	5-6	.833	0	15	15	1.9	9	0	22	14	0	4	40	5.0	
4	BROWN, Jillian	16-3	273:13	17.1	26-65	.400	12-22	.545	9-10	.900	15	37	52	3.3	29	0	17	25	6	5	73	4.6	
12	NOYAN, Edessa	16-2	231:18	14.5	22-36	.611	2-7	.286	10-12	.833	14	24	38	2.4	40	4	6	14	8	6	56	3.5	
23	SMITH, Alexia	18-8	273:15	15.2	14-50	.280	3-11	.273	16-26	.615	10	46	56	3.1	17	0	41	21	1	4	47	2.6	
32	PAULEY, Cady	8-0	51:22	6.4	7-19	.368	6-16	.375	0-0	.000	1	0	1	0.1	4	0	1	3	1	0	20	2.5	
14	LAWSON, Kaydan	16-1	162:02	10.1	4-20	.200	2-14	.143	14-20	.700	9	19	28	1.8	25	0	2	8	5	9	24	1.5	
41	LAUTERBACH, Taylor	14-0	79:41	5.7	4-18	.222	2-6	.333	4-6	.667	7	13	20	1.4	13	0	1	6	6	0	14	1.0	
Team											29	35	64				2						
Total		18	3600		447-1121	.399	125-365	.342	247-327	.755	219	470	689	38.3	375	12	268	278	81	130	1266	70.3	
Opponents		18	3600		462-1106	.418	108-360	.300	289-396	.730	208	482	690	38.3	309	6	280	242	72	133	1321	73.4	

Team Statistics

	UVA	OPP
Scoring	1266	1321
Points per game	70.3	73.4
Scoring margin	-3.1	-
Field goals-att	447-1121	462-1106
Field goal pct	.399	.418
3 point fg-att	125-365	108-360
3-point FG pct	.342	.300
3-pt FG made per game	6.9	6.0
Free throws-att	247-327	289-396
Free throw pct	.755	.730
F-Throws made per game	13.7	16.1
Rebounds	689	690
Rebounds per game	38.3	38.3
Rebounding margin	-0.1	-
Assists	268	280
Assists per game	14.9	15.6
Turnovers	278	242
Turnovers per game	15.4	13.4
Turnover margin	-2.0	-
Assist/turnover ratio	1.0	1.2
Steals	130	133
Steals per game	7.2	7.4
Blocks	81	72
Blocks per game	4.5	4.0
Winning streak	1	-
Home win streak	2	-
Attendance	50762	36589
Home games-Avg/Game	9-5640	9-4065
Neutral site-Avg/Game	-	0-0

Team Results

Date	Opponent		Score	Att.
12/31/2023	NC State	L	61-72	4541
01/04/2024	at Georgia Tech	L	60-63	1237
01/07/2024	Duke	L	56-60	5041
01/11/2024	at NC State	L	66-93	5500
01/14/2024	at North Carolina	L	68-81	4579
01/18/2024	Notre Dame	L	76-86	4152
01/21/2024	at Florida St.	W	91-87	2081
01/25/2024	Pittsburgh	L	52-56	3817
01/28/2024	North Carolina	W	81-66	5690
02/01/2024	at Virginia Tech	L	63-76	8925
02/04/2024	Clemson	L	69-75	4959
02/08/2024	at Boston College	W	73-66	756
02/11/2024	at Wake Forest	W	87-79	1201
02/18/2024	Syracuse	L	79-85	6619
02/22/2024	Miami (FL)	W	77-60	3968
02/25/2024	at Louisville	W	73-68	10305
02/29/2024	at Duke	L	54-73	2005
03/03/2024	Virginia Tech	W	80-75	11975

2023-24 CATEGORY LEADERS



2023-24 Virginia Women's Basketball Category Leaders All games

Page 1/3
as of Mar 04, 2024

Points

##	Player	G	Pts	Pts/G
21	Johnson, Kymora	29	452	15.6
20	Taylor, Camryn	25	370	14.8
1	Clark, Paris	26	260	10.0
33	Brunelle, Sam	27	171	6.3
0	McGhee, Olivia	29	169	5.8
34	Clarkson, London	25	164	6.6
4	Brown, Jillian	27	153	5.7
23	Smith, Alexia	29	109	3.8
5	Vaughn, Yonta	17	85	5.0
12	Noyan, Edessa	25	74	3.0
32	Pauley, Cady	17	50	2.9
14	Lawson, Kaydan	23	50	2.2
41	Lauterbach, Taylor	21	21	1.0

Scoring Average

##	Player	G	Pts	Pts/G
21	Johnson, Kymora	29	452	15.6
20	Taylor, Camryn	25	370	14.8
1	Clark, Paris	26	260	10.0
34	Clarkson, London	25	164	6.6
33	Brunelle, Sam	27	171	6.3
0	McGhee, Olivia	29	169	5.8
4	Brown, Jillian	27	153	5.7
5	Vaughn, Yonta	17	85	5.0
23	Smith, Alexia	29	109	3.8
12	Noyan, Edessa	25	74	3.0
32	Pauley, Cady	17	50	2.9
14	Lawson, Kaydan	23	50	2.2
41	Lauterbach, Taylor	21	21	1.0

Field Goal Percentage

##	Player	FG	Att	Pct
12	Noyan, Edessa	29	55	.527
20	Taylor, Camryn	135	284	.475
34	Clarkson, London	51	112	.455
21	Johnson, Kymora	169	404	.418
1	Clark, Paris	95	236	.403
0	McGhee, Olivia	63	163	.387
4	Brown, Jillian	52	146	.356
33	Brunelle, Sam	57	161	.354
23	Smith, Alexia	40	113	.354
5	Vaughn, Yonta	33	99	.333
14	Lawson, Kaydan	14	45	.311
32	Pauley, Cady	17	57	.298
41	Lauterbach, Taylor	6	27	.222

Field Goal Attempts

##	Player	G	Att	Att/G
21	Johnson, Kymora	29	404	13.9
20	Taylor, Camryn	25	284	11.4
1	Clark, Paris	26	236	9.1
0	McGhee, Olivia	29	163	5.6
33	Brunelle, Sam	27	161	6.0

Field Goals Made

##	Player	G	Made	Made/G
21	Johnson, Kymora	29	169	5.8
20	Taylor, Camryn	25	135	5.4
1	Clark, Paris	26	95	3.7
0	McGhee, Olivia	29	63	2.2
33	Brunelle, Sam	27	57	2.1

2023-24 CATEGORY LEADERS



2023-24 Virginia Women's Basketball Category Leaders All games

Page 2/3
as of Mar 04, 2024

3-Point FG Percentage

##	Player	3FG	Att	Pct
20	Taylor, Camryn	11	21	.524
12	Noyan, Edessa	4	10	.400
1	Clark, Paris	16	47	.340
33	Brunelle, Sam	36	109	.330
21	Johnson, Kymora	56	174	.322
4	Brown, Jillian	14	45	.311
5	Vaughn, Yonta	14	45	.311
0	McGhee, Olivia	23	79	.291
23	Smith, Alexia	6	24	.250
14	Lawson, Kaydan	7	29	.241
32	Pauley, Cady	11	46	.239
41	Lauterbach, Taylor	2	9	.222

3-Point FG Attempts

##	Player	G	Att	Att/G
21	Johnson, Kymora	29	174	6.0
33	Brunelle, Sam	27	109	4.0
0	McGhee, Olivia	29	79	2.7
1	Clark, Paris	26	47	1.8
32	Pauley, Cady	17	46	2.7

3-Point FG Made

##	Player	G	Made	Made/G
21	Johnson, Kymora	29	56	1.9
33	Brunelle, Sam	27	36	1.3
0	McGhee, Olivia	29	23	0.8
1	Clark, Paris	26	16	0.6
4	Brown, Jillian	27	14	0.5

Free Throw Percentage

##	Player	Made	Att	Pct
33	Brunelle, Sam	21	24	.875
0	McGhee, Olivia	20	23	.870
4	Brown, Jillian	35	41	.854
20	Taylor, Camryn	89	106	.840
32	Pauley, Cady	5	6	.833
21	Johnson, Kymora	58	71	.817
1	Clark, Paris	54	71	.761
12	Noyan, Edessa	12	16	.750
34	Clarkson, London	62	87	.713
41	Lauterbach, Taylor	7	10	.700
14	Lawson, Kaydan	15	24	.625
23	Smith, Alexia	23	37	.622
5	Vaughn, Yonta	5	9	.556

Free Throw Attempts

##	Player	G	Att	Att/G
20	Taylor, Camryn	25	106	4.2
34	Clarkson, London	25	87	3.5
21	Johnson, Kymora	29	71	2.4
1	Clark, Paris	26	71	2.7
4	Brown, Jillian	27	41	1.5

Free Throws Made

##	Player	G	Made	Made/G
20	Taylor, Camryn	25	89	3.6
34	Clarkson, London	25	62	2.5
21	Johnson, Kymora	29	58	2.0
1	Clark, Paris	26	54	2.1
4	Brown, Jillian	27	35	1.3

Rebounds

##	Player	G	Reb	Reb/G
20	Taylor, Camryn	25	155	6.2
21	Johnson, Kymora	29	134	4.6
4	Brown, Jillian	27	125	4.6
1	Clark, Paris	26	119	4.6
23	Smith, Alexia	29	110	3.8

Assists

##	Player	G	Ast	Ast/G
21	Johnson, Kymora	29	157	5.4
5	Vaughn, Yonta	17	60	3.5
23	Smith, Alexia	29	58	2.0
1	Clark, Paris	26	49	1.9
4	Brown, Jillian	27	41	1.5

Rebounds Average

##	Player	G	Reb	Reb/G
20	Taylor, Camryn	25	155	6.2
4	Brown, Jillian	27	125	4.6
21	Johnson, Kymora	29	134	4.6
1	Clark, Paris	26	119	4.6
34	Clarkson, London	25	104	4.2

Steals

##	Player	G	Stl	Stl/G
21	Johnson, Kymora	29	54	1.9
1	Clark, Paris	26	37	1.4
34	Clarkson, London	25	24	1.0
20	Taylor, Camryn	25	20	0.8
23	Smith, Alexia	29	19	0.7

2023-24 CATEGORY LEADERS



2023-24 Virginia Women's Basketball Category Leaders All games

Page 3/3
as of Mar 04, 2024

Offensive Rebounds

##	Player	G	OReb	OReb/G
20	Taylor, Camryn	25	79	3.2
34	Clarkson, London	25	46	1.8
1	Clark, Paris	26	44	1.7
4	Brown, Jillian	27	36	1.3
21	Johnson, Kymora	29	26	0.9

Blocked Shots

##	Player	G	Blk	Blk/G
20	Taylor, Camryn	25	23	0.9
33	Brunelle, Sam	27	23	0.9
34	Clarkson, London	25	16	0.6
1	Clark, Paris	26	13	0.5
4	Brown, Jillian	27	12	0.4

Defensive Rebounds

##	Player	G	DReb	DReb/G
21	Johnson, Kymora	29	108	3.7
4	Brown, Jillian	27	89	3.3
23	Smith, Alexia	29	84	2.9
20	Taylor, Camryn	25	76	3.0
1	Clark, Paris	26	75	2.9

Minutes

##	Player	G	Min	Min/G
21	Johnson, Kymora	29	897	30:55
1	Clark, Paris	26	639	24:34
20	Taylor, Camryn	25	618	24:42
33	Brunelle, Sam	27	541	20:02
34	Clarkson, London	25	540	21:36

Fouls

##	Player	G	PF	PF/G
20	Taylor, Camryn	25	87	3.5
34	Clarkson, London	25	79	3.2
1	Clark, Paris	26	62	2.4
21	Johnson, Kymora	29	58	2.0
12	Noyan, Edessa	25	52	2.1

Turnovers

##	Player	G	TO	TO/G
21	Johnson, Kymora	29	84	2.9
1	Clark, Paris	26	59	2.3
20	Taylor, Camryn	25	42	1.7
4	Brown, Jillian	27	41	1.5
23	Smith, Alexia	29	33	1.1

Foul Outs

##	Player	G	FO
20	Taylor, Camryn	25	5
12	Noyan, Edessa	25	4
34	Clarkson, London	25	2
1	Clark, Paris	26	1

2023-24 RESULTS/LEADERS



2023-24 Virginia Women's Basketball Season Schedule/Results & Leaders All games

Page 1/2
as of Mar 04, 2024

Game Records

Record	Overall	Home	Away	Neutral
ALL GAMES	15-14	9-8	5-5	1-1
CONFERENCE	7-11	3-6	4-5	0-0
NON-CONFERENCE	8-3	6-2	1-0	1-1

Team Results

Date	Opponent		Score	Att.	High Points	High Rebounds
11/08/2023	UMES	W	76-52	3797	(22) TAYLOR, Camryn	(13) BROWN, Jillian
11/12/2023	Campbell	W	74-49	3965	(16) TAYLOR, Camryn	(8) NOYAN, Edessa
11/15/2023	William & Mary	W	80-51	3588	(17) BROWN, Jillian	(7) TAYLOR, Camryn (7) BROWN, Jillian
11/19/2023	Oklahoma	L	67-82	4198	(17) TAYLOR, Camryn	(9) BROWN, Jillian
11/24/2023	vs Tulane	W	81-59	300	(14) VAUGHN, Yonta	(6) MCGHEE, Olivia
11/25/2023	vs LSU	L	73-76	1650	(19) CLARK, Paris	(7) BROWN, Jillian (7) CLARK, Paris
11/30/2023	Missouri	Wot	87-81	3701	(26) TAYLOR, Camryn	(13) SMITH, Alexia
12/03/2023	at La Salle	W	94-73	387	(17) JOHNSON, Kymora	(8) BROWN, Jillian
12/06/2023	Rider	W	78-51	3676	(18) TAYLOR, Camryn	(13) TAYLOR, Camryn
12/16/2023	Wofford	L	70-71	3955	(14) CLARK, Paris (14) MCGHEE, Olivia	(9) CLARKSON, London
12/21/2023	Fordham	W	82-56	4208	(26) JOHNSON, Kymora	(8) TAYLOR, Camryn
12/31/2023	NC State	L	61-72	4541	(17) TAYLOR, Camryn	(15) TAYLOR, Camryn
01/04/2024	at Georgia Tech	L	60-63	1237	(19) TAYLOR, Camryn	(12) CLARK, Paris
01/07/2024	Duke	L	56-60	5041	(17) TAYLOR, Camryn	(8) JOHNSON, Kymora
01/11/2024	at NC State	L	66-93	5500	(22) TAYLOR, Camryn	(9) SMITH, Alexia
01/14/2024	at North Carolina	L	68-81	4579	(16) TAYLOR, Camryn	(7) TAYLOR, Camryn (7) CLARKSON, London
01/18/2024	Notre Dame	L	76-86	4152	(16) CLARK, Paris (16) JOHNSON, Kymora	(8) JOHNSON, Kymora
01/21/2024	at Florida St.	W	91-87	2081	(35) JOHNSON, Kymora	(10) TAYLOR, Camryn
01/25/2024	Pittsburgh	L	52-56	3817	(17) JOHNSON, Kymora	(8) SMITH, Alexia
01/28/2024	North Carolina	W	81-66	5690	(25) JOHNSON, Kymora	(7) BRUNELLE, Sam
02/01/2024	at Virginia Tech	L	63-76	8925	(22) JOHNSON, Kymora	(8) CLARK, Paris
02/04/2024	Clemson	L	69-75	4959	(24) BRUNELLE, Sam (24) JOHNSON, Kymora	(7) CLARK, Paris
02/08/2024	at Boston College	W	73-66	756	(16) VAUGHN, Yonta	(9) NOYAN, Edessa
02/11/2024	at Wake Forest	W	87-79	1201	(23) JOHNSON, Kymora	(6) BRUNELLE, Sam (6) JOHNSON, Kymora
02/18/2024	Syracuse	L	79-85	6619	(20) TAYLOR, Camryn	(8) TAYLOR, Camryn
02/22/2024	Miami (FL)	W	77-60	3968	(21) JOHNSON, Kymora	(11) TAYLOR, Camryn
02/25/2024	at Louisville	W	73-68	10305	(22) TAYLOR, Camryn	(8) CLARK, Paris
02/29/2024	at Duke	L	54-73	2005	(14) JOHNSON, Kymora	(6) JOHNSON, Kymora
03/03/2024	Virginia Tech	W	80-75	11975	(21) JOHNSON, Kymora	(7) TAYLOR, Camryn

Attendance Summary

Games	Attend	Avg/Game
-------	--------	----------



2023-24 VIRGINIA GAME HIGHS



2023-24 Virginia Women's Basketball Team High/Low Analysis All games

Page 1/4
as of Mar 04, 2024

Virginia - Game Highs

POINTS	94	at La Salle (12/03/2023)
	91	at Florida St. (01/21/2024)
	87	at Wake Forest (02/11/2024)
	87	Missouri (11/30/2023)
	82	Fordham (12/21/2023)
FIELD GOALS MADE	36	at Florida St. (01/21/2024)
	33	at La Salle (12/03/2023)
FIELD GOAL ATTEMPTS	83	Oklahoma (11/19/2023)
	82	at NC State (01/11/2024)
FIELD GOAL PERCENTAGE	.537 (36-67)	at Florida St. (01/21/2024)
	.534 (31-58)	at Wake Forest (02/11/2024)
	.534 (31-58)	Fordham (12/21/2023)
3 PT FG MADE	15	vs Tulane (N) (11/24/2023)
	13	at Wake Forest (02/11/2024)
3 PT FG ATTEMPTS	35	vs Tulane (N) (11/24/2023)
	31	vs LSU (N) (11/25/2023)
	31	UMES (11/08/2023)
3 PT FG PERCENTAGE	.579 (11-19)	North Carolina (01/28/2024)
	.545 (12-22)	Fordham (12/21/2023)
FREE THROWS MADE	23	at La Salle (12/03/2023)
	22	Virginia Tech (03/03/2024)
	22	North Carolina (01/28/2024)
	22	Duke (01/07/2024)
FREE THROW ATTEMPTS	29	Virginia Tech (03/03/2024)
	28	North Carolina (01/28/2024)
FREE THROW PERCENTAGE	.944 (17-18)	Notre Dame (01/18/2024)
	.920 (23-25)	at La Salle (12/03/2023)
REBOUNDS	60	Rider (12/06/2023)
	60	UMES (11/08/2023)
ASSISTS	27	Syracuse (02/18/2024)
	22	Miami (FL) (02/22/2024)
	22	Clemson (02/04/2024)
	22	at La Salle (12/03/2023)
STEALS	14	Oklahoma (11/19/2023)
	13	vs Tulane (N) (11/24/2023)
BLOCKED SHOTS	10	Miami (FL) (02/22/2024)
	8	at Georgia Tech (01/04/2024)
	8	NC State (12/31/2023)
	8	William & Mary (11/15/2023)
	8	UMES (11/08/2023)
TURNOVERS	24	at Boston College (02/08/2024)
	23	Notre Dame (01/18/2024)
FOULS	35	Notre Dame (01/18/2024)
	25	Clemson (02/04/2024)
	25	at North Carolina (01/14/2024)
	25	Duke (01/07/2024)

2023-24 OPPONENT GAME HIGHS



2023-24 Virginia Women's Basketball Team High/Low Analysis All games

Page 2/4
as of Mar 04, 2024

Opponent - Game Highs

POINTS	93		at NC State (01/11/2024)
	87		at Florida St. (01/21/2024)
	86		Notre Dame (01/18/2024)
	85		Syracuse (02/18/2024)
	82		Oklahoma (11/19/2023)
FIELD GOALS MADE	32		at NC State (01/11/2024)
	31		at Virginia Tech (02/01/2024)
FIELD GOAL ATTEMPTS	76		at Florida St. (01/21/2024)
	72		at Virginia Tech (02/01/2024)
FIELD GOAL PERCENTAGE	.518	(29-56)	Syracuse (02/18/2024)
	.509	(27-53)	at Duke (02/29/2024)
3 PT FG MADE	13		Oklahoma (11/19/2023)
	12		Syracuse (02/18/2024)
3 PT FG ATTEMPTS	34		at La Salle (12/03/2023)
	31		Virginia Tech (03/03/2024)
	31		at Wake Forest (02/11/2024)
3 PT FG PERCENTAGE	.600	(12-20)	Syracuse (02/18/2024)
	.435	(10-23)	at NC State (01/11/2024)
FREE THROWS MADE	33		Notre Dame (01/18/2024)
	22		at Boston College (02/08/2024)
	22		at Florida St. (01/21/2024)
FREE THROW ATTEMPTS	44		Notre Dame (01/18/2024)
	33		at Georgia Tech (01/04/2024)
FREE THROW PERCENTAGE	.895	(17-19)	NC State (12/31/2023)
	.875	(14-16)	at Duke (02/29/2024)
	.875	(7-8)	at Virginia Tech (02/01/2024)
REBOUNDS	56		NC State (12/31/2023)
	49		Oklahoma (11/19/2023)
ASSISTS	22		Oklahoma (11/19/2023)
	20		at Duke (02/29/2024)
	20		at Virginia Tech (02/01/2024)
	20		at North Carolina (01/14/2024)
STEALS	15		at Boston College (02/08/2024)
	13		Notre Dame (01/18/2024)
BLOCKED SHOTS	10		Virginia Tech (03/03/2024)
	9		Duke (01/07/2024)
TURNOVERS	24		Oklahoma (11/19/2023)
	21		Campbell (11/12/2023)
FOULS	23		North Carolina (01/28/2024)
	23		Duke (01/07/2024)

2023-24 VIRGINIA GAME LOWS



2023-24 Virginia Women's Basketball Team High/Low Analysis All games

Page 3/4
as of Mar 04, 2024

Virginia - Game Lows

POINTS	52		Pittsburgh (01/25/2024)
	54		at Duke (02/29/2024)
	56		Duke (01/07/2024)
	60		at Georgia Tech (01/04/2024)
	61		NC State (12/31/2023)
FIELD GOALS MADE	16		Duke (01/07/2024)
	17		Pittsburgh (01/25/2024)
FIELD GOAL ATTEMPTS	50		North Carolina (01/28/2024)
	54		at Duke (02/29/2024)
	54		Duke (01/07/2024)
FIELD GOAL PERCENTAGE	.278	(20-72)	NC State (12/31/2023)
	.283	(17-60)	Pittsburgh (01/25/2024)
3 PT FG MADE	1		at Duke (02/29/2024)
	1		at Georgia Tech (01/04/2024)
	1		Oklahoma (11/19/2023)
3 PT FG ATTEMPTS	10		Duke (01/07/2024)
	12		at Duke (02/29/2024)
3 PT FG PERCENTAGE	.043	(1-23)	Oklahoma (11/19/2023)
	.063	(1-16)	at Georgia Tech (01/04/2024)
FREE THROWS MADE	5		Clemson (02/04/2024)
	6		at NC State (01/11/2024)
	6		vs Tulane (N) (11/24/2023)
FREE THROW ATTEMPTS	7		vs Tulane (N) (11/24/2023)
	8		at NC State (01/11/2024)
FREE THROW PERCENTAGE	.556	(5-9)	Clemson (02/04/2024)
	.632	(12-19)	NC State (12/31/2023)
REBOUNDS	24		at Duke (02/29/2024)
	30		Clemson (02/04/2024)
ASSISTS	5		at Duke (02/29/2024)
	6		at Virginia Tech (02/01/2024)
STEALS	3		at Florida St. (01/21/2024)
	4		Clemson (02/04/2024)
	4		at Virginia Tech (02/01/2024)
BLOCKED SHOTS	0		Virginia Tech (03/03/2024)
	0		at North Carolina (01/14/2024)
TURNOVERS	8		Virginia Tech (03/03/2024)
	9		at Virginia Tech (02/01/2024)
FOULS	9		Fordham (12/21/2023)
	11		Rider (12/06/2023)

2023-24 OPPONENT GAME LOWS



2023-24 Virginia Women's Basketball Team High/Low Analysis All games

Page 4/4
as of Mar 04, 2024

Opponent - Game Lows

POINTS	49		Campbell (11/12/2023)
	51		Rider (12/06/2023)
	51		William & Mary (11/15/2023)
	52		UMES (11/08/2023)
	56		Pittsburgh (01/25/2024)
	56		Fordham (12/21/2023)
FIELD GOALS MADE	18		vs Tulane (N) (11/24/2023)
	18		William & Mary (11/15/2023)
	18		Campbell (11/12/2023)
FIELD GOAL ATTEMPTS	52		Rider (12/06/2023)
	53		at Duke (02/29/2024)
	53		Clemson (02/04/2024)
FIELD GOAL PERCENTAGE	.269	(18-67)	William & Mary (11/15/2023)
	.282	(20-71)	UMES (11/08/2023)
3 PT FG MADE	2		Miami (FL) (02/22/2024)
	2		Duke (01/07/2024)
	2		vs LSU (N) (11/25/2023)
3 PT FG ATTEMPTS	8		vs LSU (N) (11/25/2023)
	12		at Boston College (02/08/2024)
3 PT FG PERCENTAGE	.111	(2-18)	Duke (01/07/2024)
	.125	(2-16)	Miami (FL) (02/22/2024)
FREE THROWS MADE	3		Rider (12/06/2023)
	5		Fordham (12/21/2023)
FREE THROW ATTEMPTS	6		Fordham (12/21/2023)
	6		Rider (12/06/2023)
FREE THROW PERCENTAGE	.375	(6-16)	Campbell (11/12/2023)
	.500	(3-6)	Rider (12/06/2023)
REBOUNDS	22		Rider (12/06/2023)
	27		Wofford (12/16/2023)
ASSISTS	7		UMES (11/08/2023)
	9		vs Tulane (N) (11/24/2023)
STEALS	3		Miami (FL) (02/22/2024)
	3		at Virginia Tech (02/01/2024)
BLOCKED SHOTS	0		at Wake Forest (02/11/2024)
	0		Fordham (12/21/2023)
TURNOVERS	3		at Florida St. (01/21/2024)
	6		at Virginia Tech (02/01/2024)
FOULS	9		Fordham (12/21/2023)
	10		vs Tulane (N) (11/24/2023)

2023-24 VIRGINIA INDIVIDUAL GAME HIGHS



2023-24 Virginia Women's Basketball Player Highs Analysis All games

Page 1/4
as of Mar 04, 2024

Virginia - Individual Game Highs

POINTS	35		Kymora Johnson at Florida St. (01/21/2024)
	26		Kymora Johnson vs Fordham (12/21/2023)
	26		Camryn Taylor vs Missouri (11/30/2023)
	25		Kymora Johnson vs North Carolina (01/28/2024)
	24		Sam Brunelle vs Clemson (02/04/2024)
	24		Kymora Johnson vs Clemson (02/04/2024)
	FIELD GOALS MADE	14	
10			Kymora Johnson vs Clemson (02/04/2024)
10			Kymora Johnson vs Fordham (12/21/2023)
10			Camryn Taylor vs Missouri (11/30/2023)
FIELD GOAL ATTEMPTS	21		Kymora Johnson vs NC State (12/31/2023)
	20		Kymora Johnson vs Clemson (02/04/2024)
	20		Kymora Johnson at Virginia Tech (02/01/2024)
	20		Kymora Johnson at Florida St. (01/21/2024)
FIELD GOAL PERCENTAGE (min 5 made)	1.000	(6-6)	Kymora Johnson at La Salle (12/03/2023)
	.833	(5-6)	London Clarkson vs Missouri (11/30/2023)
3 PT FG MADE	6		Sam Brunelle vs Clemson (02/04/2024)
	6		Kymora Johnson vs Fordham (12/21/2023)
3 PT FG ATTEMPTS	11		Sam Brunelle vs Clemson (02/04/2024)
	11		Kymora Johnson vs NC State (12/31/2023)
	11		Sam Brunelle vs LSU (N) (11/25/2023)
3 PT FG PERCENTAGE (min 2 made)	1.000	(2-2)	Camryn Taylor at Wake Forest (02/11/2024)
	1.000	(2-2)	Yonta Vaughn at Boston College (02/08/2024)
	1.000	(2-2)	Jillian Brown at Florida St. (01/21/2024)
	1.000	(2-2)	Camryn Taylor at NC State (01/11/2024)
	1.000	(2-2)	Paris Clark vs NC State (12/31/2023)
	1.000	(2-2)	Olivia McGhee vs NC State (12/31/2023)
	1.000	(2-2)	Camryn Taylor vs NC State (12/31/2023)
FREE THROWS MADE	10		Camryn Taylor at La Salle (12/03/2023)
	8		Camryn Taylor vs UMES (11/08/2023)
FREE THROW ATTEMPTS	10		Alexia Smith vs North Carolina (01/28/2024)
	10		Camryn Taylor at La Salle (12/03/2023)
FREE THROW PERCENTAGE (min 3 made)	1.000	(10-10)	Camryn Taylor at La Salle (12/03/2023)
	1.000	(7-7)	Paris Clark vs Virginia Tech (03/03/2024)
	1.000	(6-6)	Camryn Taylor vs Campbell (11/12/2023)
	1.000	(6-6)	London Clarkson vs Campbell (11/12/2023)
	1.000	(6-6)	Jillian Brown vs Campbell (11/12/2023)
	1.000	(5-5)	Paris Clark vs North Carolina (01/28/2024)
	1.000	(5-5)	Camryn Taylor vs Oklahoma (11/19/2023)
	1.000	(5-5)	Jillian Brown vs UMES (11/08/2023)
	1.000	(4-4)	Kymora Johnson at Wake Forest (02/11/2024)
	1.000	(4-4)	Kymora Johnson at Boston College (02/08/2024)
	1.000	(4-4)	Kymora Johnson at Virginia Tech (02/01/2024)
	1.000	(4-4)	Edessa Noyan at Florida St. (01/21/2024)
	1.000	(4-4)	Jillian Brown vs Notre Dame (01/18/2024)
	1.000	(4-4)	Camryn Taylor at North Carolina (01/14/2024)
	1.000	(4-4)	Kymora Johnson vs Duke (01/07/2024)
	1.000	(4-4)	Camryn Taylor at Georgia Tech (01/04/2024)
	1.000	(4-4)	Kaydan Lawson at Georgia Tech (01/04/2024)
	1.000	(4-4)	Cady Pauley vs Rider (12/06/2023)
	1.000	(4-4)	Camryn Taylor vs Rider (12/06/2023)
	1.000	(4-4)	Paris Clark vs LSU (N) (11/25/2023)

2023-24 VIRGINIA INDIVIDUAL GAME HIGHS



2023-24 Virginia Women's Basketball Player Highs Analysis All games

Page 2/4
as of Mar 04, 2024

Virginia - Individual Game Highs

REBOUNDS	15	Camryn Taylor vs NC State (12/31/2023)
	13	Camryn Taylor vs Rider (12/06/2023)
	13	Alexia Smith vs Missouri (11/30/2023)
	13	Jillian Brown vs UMES (11/08/2023)
ASSISTS	10	Kymora Johnson vs Syracuse (02/18/2024)
	9	Kymora Johnson vs Wofford (12/16/2023)
	9	Kymora Johnson vs Tulane (N) (11/24/2023)
STEALS	5	Kymora Johnson vs Syracuse (02/18/2024)
	5	Paris Clark vs North Carolina (01/28/2024)
BLOCKED SHOTS	4	Sam Brunelle vs Clemson (02/04/2024)
	4	London Clarkson at Georgia Tech (01/04/2024)
	4	Camryn Taylor vs Campbell (11/12/2023)
TURNOVERS	6	Kymora Johnson vs Syracuse (02/18/2024)
	6	Kymora Johnson vs Pittsburgh (01/25/2024)
	6	Paris Clark at Florida St. (01/21/2024)
	6	Kymora Johnson vs Notre Dame (01/18/2024)
	6	Kymora Johnson vs Tulane (N) (11/24/2023)
FOULS	5	Paris Clark vs Syracuse (02/18/2024)
	5	Camryn Taylor at Wake Forest (02/11/2024)
	5	Edessa Noyan at Wake Forest (02/11/2024)
	5	Edessa Noyan vs Clemson (02/04/2024)
	5	Edessa Noyan vs North Carolina (01/28/2024)
	5	Edessa Noyan at Florida St. (01/21/2024)
	5	Camryn Taylor at Florida St. (01/21/2024)
	5	Camryn Taylor vs Notre Dame (01/18/2024)
	5	London Clarkson vs Notre Dame (01/18/2024)
	5	Camryn Taylor at NC State (01/11/2024)
	5	Camryn Taylor vs Duke (01/07/2024)
	5	London Clarkson at Georgia Tech (01/04/2024)

2023-24 OPPONENT INDIVIDUAL GAME HIGHS



2023-24 Virginia Women's Basketball Player Highs Analysis All games

Page 3/4
as of Mar 04, 2024

Opponent - Individual Game Highs

POINTS	39		Georgia Amoore vs Virginia Tech (03/03/2024)
	37		Aneesah Morrow vs LSU (N) (11/25/2023)
	33		Dyaisha Fair vs Syracuse (02/18/2024)
	33		Elizabeth Kitley at Virginia Tech (02/01/2024)
	28		Sonia Citron vs Notre Dame (01/18/2024)
FIELD GOALS MADE	15		Elizabeth Kitley at Virginia Tech (02/01/2024)
	15		Aneesah Morrow vs LSU (N) (11/25/2023)
FIELD GOAL ATTEMPTS	26		Georgia Amoore vs Virginia Tech (03/03/2024)
	25		Elizabeth Kitley at Virginia Tech (02/01/2024)
	25		Aneesah Morrow vs LSU (N) (11/25/2023)
FIELD GOAL PERCENTAGE (min 5 made)	.833	(5-6)	Laci Steele at NC State (01/11/2024)
	.833	(5-6)	Abbey Schrecke vs Missouri (11/30/2023)
3 PT FG MADE	8		Georgia Amoore vs Virginia Tech (03/03/2024)
	5		Dyaisha Fair vs Syracuse (02/18/2024)
3 PT FG ATTEMPTS	15		Georgia Amoore vs Virginia Tech (03/03/2024)
	11		Taylor Donaldson vs Fordham (12/21/2023)
	11		Nicole Melious at La Salle (12/03/2023)
3 PT FG PERCENTAGE (min 2 made)	1.000	(2-2)	JoJo Lacey at Boston College (02/08/2024)
	1.000	(2-2)	Indya Nivar at North Carolina (01/14/2024)
FREE THROWS MADE	12		Sonia Citron vs Notre Dame (01/18/2024)
	11		Dayshyanette Harris vs Clemson (02/04/2024)
	11		Hannah Hidalgo vs Notre Dame (01/18/2024)
FREE THROW ATTEMPTS	16		Dayshyanette Harris vs Clemson (02/04/2024)
	15		Tonie Morgan at Georgia Tech (01/04/2024)
FREE THROW PERCENTAGE (min 3 made)	1.000	(12-12)	Sonia Citron vs Notre Dame (01/18/2024)
	1.000	(8-8)	Georgia Woolley vs Syracuse (02/18/2024)
	1.000	(7-7)	Hayley Frank vs Missouri (11/30/2023)
	1.000	(5-5)	Ta'Niya Latson at Florida St. (01/21/2024)
	1.000	(5-5)	Mimi Collins at NC State (01/11/2024)
	1.000	(4-4)	Teya Sidberry at Boston College (02/08/2024)
	1.000	(4-4)	Amari Robinson vs Clemson (02/04/2024)
	1.000	(4-4)	Zoe Brooks at NC State (01/11/2024)
	1.000	(4-4)	Mimi Collins vs NC State (12/31/2023)
	1.000	(4-4)	Madison Hayes vs NC State (12/31/2023)
	1.000	(4-4)	Last-Tear Poa vs LSU (N) (11/25/2023)
1.000	(3-3)	Nylah Young vs William & Mary (11/15/2023)	
REBOUNDS	18		Elizabeth Kitley at Virginia Tech (02/01/2024)
	16		Liatu King vs Pittsburgh (01/25/2024)
	16		Saniya Rivers vs NC State (12/31/2023)
	16		Aneesah Morrow vs LSU (N) (11/25/2023)
ASSISTS	14		Georgia Amoore at Virginia Tech (02/01/2024)
	9		Dayshyanette Harris vs Clemson (02/04/2024)
	9		Hannah Hidalgo vs Notre Dame (01/18/2024)
	9		Rachael Rose vs Wofford (12/16/2023)
STEALS	6		Hannah Hidalgo vs Notre Dame (01/18/2024)
	5		Liatu King vs Pittsburgh (01/25/2024)
	5		Kara Dunn at Georgia Tech (01/04/2024)
	5		Annabelle Schultz vs Wofford (12/16/2023)
BLOCKED SHOTS	4		Elizabeth Kitley vs Virginia Tech (03/03/2024)
	4		Alyssa Ustby vs North Carolina (01/28/2024)
TURNOVERS	9		Payton Verhulst vs Oklahoma (11/19/2023)
	8		Tiara Bolden at La Salle (12/03/2023)

2023-24 BOX SCORES

Official Basketball Box Score - Final
UMES at Virginia
11/02/23 John Paul Jones Arena, Charlottesville
UVA vs UMS Women's Basketball

Game Time: 7:00 PM
Game Duration: 1:51
Attendance: 3,797

Officials: Denise Brooks, Toni Fallo, Leah Lano

UMES - 52 Record: 0-2

NO. Name	Min	FG		3P		FT		Rebounds		Fouls		TP	AS	TO	ST	Blocks		+/-
		M	A	M	A	M	A	OR	DR	OR	DR					BS	BA	
33 Laine Allen	F 17:54	2-2	0-0	2-2	1 4	5 4	2	6	0	3	1	2	0	0	0	0	0	-6
2 Mahogany Lester	C 32:59	3-3	1-2	0-0	1 3	4 4	2	5	1	1	0	1	0	0	0	0	-23	
5 Mya Thomas	G 26:10	3-15	0-4	1-2	1 0	1 0	1	7	1	2	0	1	1	1	0	1	-23	
12 Chaniqwa Gilliam	G 21:30	2-8	1-3	0-0	1 3	4 0	0	5	1	1	0	0	0	0	2	6	-6	
25 Ashanti Lynch	G 24:13	1-8	0-1	2-2	1 3	4 3	3	4	0	2	2	0	0	0	2	-15		
11 Zamara Haynes	27:40	5-20	2-5	0-0	2 1	5 4	2	12	4	1	1	0	0	0	3	-25		
21 Ariana Seawell	10:29	2-3	0-0	0-0	1 1	3 4	0	4	0	2	0	0	0	0	0	0	-4	
4 Jalia Bannerman	18:58	3-10	1-6	2-2	0 1	1 2	2	9	0	2	1	1	0	0	0	0	-14	
24 Lesley Thomas	20:07	0-2	0-0	0-0	1 2	3 2	3	0	0	0	0	0	0	0	0	0	-20	
Totals		20-71	5-21	7-10	13	26	39	19	15	52	7	14	5	5	8	1	-24	

Technical Fouls: NONE

Dead Ball Rebounds: 1 0

Virginia - 76 Record: 1-0

NO. Name	Min	FG		3P		FT		Rebounds		Fouls		TP	AS	TO	ST	Blocks		+/-
		M	A	M	A	M	A	OR	DR	OR	DR					BS	BA	
12 Edessa Noyan	F 15:05	2-2	1-1	0-0	3 3	6 3	1	5	1	2	1	0	0	0	0	0	5	
20 Camryn Taylor	F 31:03	7-15	0-3	8-9	7 2	9 3	7	22	1	5	1	0	0	0	0	0	16	
4 Jillian Brown	G 30:28	4-10	1-5	5-5	1 12	13 3	4	14	1	3	1	0	0	0	0	0	20	
21 Kymora Johnson	G 29:40	4-15	3-10	4-4	0 7	7 2	2	15	2	3	1	0	0	0	0	0	20	
23 Alexia Smith	G 20:32	1-6	0-2	0-0	4 3	7 2	0	2	2	0	2	0	0	0	0	0	0	
0 Olivia McGhee	24:19	4-8	2-4	2-3	1 6	7 1	2	12	0	2	0	2	1	0	1	19		
5 Yonta Vaughn	30:28	2-6	1-3	0-2	1 3	4 0	2	5	8	1	2	1	0	0	3	33		
32 Cady Pauley	08:52	0-5	0-3	0-0	0 0	0 0	0	0	0	0	0	0	0	0	0	0	-1	
41 Taylor Lauterbach	09:33	0-0	0-0	1-2	1 3	4 1	1	1	0	3	0	0	0	0	0	0	8	
Totals		24-67	8-31	20-25	20	40	60	15	19	76	16	19	8	8	5	1	24	

Technical Fouls: NONE

Dead Ball Rebounds: 2 0

	MES	UVA
Biggest lead	6 (1 st 8:06)	24 (4 th 0:41)
Best Scoring Run	9 (4 th 8:22)	9 (2 nd 1:08)
Lead Changes	1	0
Times Tied	1	0
Time with Lead	05:41	32:40

Points from		MES	UVA
Turnovers		10	14
Paint		10	30
Second Chance		4	12
Fast Breaks		6	24
Bench		25	18

Period by Period Scoring					
	1st	2nd	3rd	4th	TOT
MES	10	12	14	16	52
UVA	14	21	15	26	76

Official Basketball Box Score - Final
Campbell at Virginia
11/2/23 John Paul Jones Arena, Charlottesville
UVA vs Campbell Women's Basketball

Game Time: 2:00 PM
Game Duration: 1:55
Attendance: 3,965

Officials: Saf Esho, Jules Gallen, Jessica Walter

Campbell - 49 Record: 2-1

NO. Name	Min	FG		3P		FT		Rebounds		Fouls		TP	AS	TO	ST	Blocks		+/-
		M	A	M	A	M	A	OR	DR	OR	DR					BS	BA	
14 Brittany Staves	F 29:44	3-9	3-7	0-0	1 2	3 3	0	9	0	3	0	0	0	0	1	-15		
32 Christabel Ezumah	F 27:47	6-11	0-0	2-8	2 9	11 7	1	14	2	2	1	1	2	0	0	0	0	
44 Svenia Nurenberg	F 25:04	2-3	1-1	0-0	2 6	8 4	1	5	0	4	0	1	1	1	0	0	-24	
11 Shy Tuelle	G 32:06	1-7	1-7	0-0	0 0	0 2	1	3	8	3	1	2	1	0	1	0	-18	
20 Gemma Nunez	G 27:15	2-6	1-3	1-2	0 0	0 1	4	6	3	3	3	0	0	0	0	0	-9	
15 Audrey Fuller	14:18	2-3	1-2	0-0	3 1	4 1	0	5	0	1	0	0	0	0	0	0	-14	
10 Sarah Fitzgerald	07:48	0-4	0-2	0-0	1 0	1 4	0	0	0	0	0	0	0	0	0	0	-22	
22 Gianni Boone	13:00	2-9	0-3	1-2	1 2	3 1	1	5	0	1	0	2	1	0	0	0	0	
0 Jessica Woods	07:43	0-2	0-1	0-0	0 0	0 1	0	0	0	0	0	0	0	0	0	0	-12	
12 Hadleigh Dill	07:10	0-3	0-1	0-0	1 0	1 0	1	0	1	0	0	1	0	0	1	0	-8	
24 Peris Smith	04:25	0-1	0-0	2-4	1 0	1 3	2	2	0	0	0	0	0	0	0	0	-3	
4 Taylor Coll	01:50	0-0	0-0	0-0	0 0	0 0	0	0	0	0	0	0	0	0	0	0	0	
2 Logan Nuckles	01:50	0-0	0-0	0-0	0 0	0 0	0	0	0	0	0	0	0	0	0	0	0	
Totals		18-58	7-27	6-16	15	25	40	21	17	49	13	21	5	7	7	0	-25	

Technical Fouls: NONE

Dead Ball Rebounds: 5 0

Virginia - 74 Record: 2-0

NO. Name	Min	FG		3P		FT		Rebounds		Fouls		TP	AS	TO	ST	Blocks		+/-
		M	A	M	A	M	A	OR	DR	OR	DR					BS	BA	
20 Camryn Taylor	F 27:45	5-12	0-0	6-6	1 2	3 3	5	16	0	2	2	4	1	0	0	0	36	
34 Landon Clarkson	F 28:43	3-7	0-0	6-6	1 2	3 2	6	12	2	2	0	2	0	0	0	0	9	
4 Jillian Brown	G 28:15	3-12	0-4	6-6	2 5	7 2	4	12	2	0	1	1	0	0	0	0	1	
21 Kymora Johnson	G 28:45	7-14	1-3	0-1	2 4	6 3	2	15	7	1	1	2	1	2	1	38		
23 Alexia Smith	G 25:48	4-6	1-2	1-2	2 4	6 1	2	10	1	0	2	0	0	0	-1			
0 Olivia McGhee	20:23	1-3	1-2	2-2	1 1	2 1	1	5	0	2	2	0	0	0	1	21		
5 Yonta Vaughn	18:24	1-3	0-2	0-0	0 3	0 3	0	1	4	2	0	0	0	0	0	0	0	
12 Edessa Noyan	13:00	1-3	0-0	0-0	2 6	8 2	2	2	0	2	1	0	1	0	1	13		
41 Taylor Lauterbach	06:09	0-0	0-0	0-0	1 1	3 0	0	0	1	0	0	1	0	0	0	0	-3	
32 Cady Pauley	04:48	0-2	0-2	0-0	0 0	0 0	0	0	0	0	0	0	0	0	0	0	0	
Totals		25-62	3-15	21-23	13	30	43	17	21	74	16	11	7	7	25	0	33	

Technical Fouls: NONE

Dead Ball Rebounds: 1 0

	CAM	UVA
Biggest lead	7 (3 rd 7:51)	27 (4 th 2:33)
Best Scoring Run	10 (2 nd 0:29)	21 (4 th 3:01)
Lead Changes	0	0
Times Tied	3	0
Time with Lead	10:28	26:26

Points from		CAM	UVA
Turnovers		5	20
Paint		22	32
Second Chance		9	14
Fast Breaks		5	22
Bench		12	9

Period by Period Scoring					
	1st	2nd	3rd	4th	TOT
CAM	10	25	9	5	49
UVA	17	12	22	23	74

Official Basketball Box Score - Final
William & Mary at Virginia
11/15/23 John Paul Jones Arena, Charlottesville
UVA vs W&M Women's Basketball

Game Time: 7:00 PM
Game Duration: 1:50
Attendance: 3,588

Officials: Tom Donohur, Roy Jackson, Lauren Nemira

Official Basketball Box Score - Final
Oklahoma at Virginia
11/19/23 John Paul Jones Arena, Charlottesville
UVA vs #25 Oklahoma Women's Basketball

Game Time: 2:00 PM
Game Duration: 1:58
Attendance: 4,198

Officials: Joseph Vaszky, Rusini Spurluck-Welsh, Bryan Brunette

William & Mary - 51 Record: 0-4

NO. Name	Min	FG		3P		FT		Rebounds		Fouls		TP	AS	TO	ST	Blocks		+/-
		M	A	M	A	M	A	OR	DR	OR	DR					BS	BA	
14 Rebelah Frisby-Smith	F 22:56	0-5	0-3	1-2	3 1	4 2	3	1	1	1	1	0	1	0	1	0	-19	
20 Nyiah Young	F 25:22	5-14	0-2	3-3	1 3	4 3	2	13	0	2	2	1	3	0	0	0	-18	
3 Kayla Beckwith	C 24:54	2-3	0-0	3-4	3 7	10 4	2	7	0	0	0	0	0	0	0	0	-15	
0 Alexa Mikeska	G 25:17	0-2	0-1	0-0	0 3	3 1	0	4	0	0	0	0	0	0	0	0	-13	
5 Bella Nascimento	G 33:30	4-16	1-6	3-4	0 2	2 2	4	12	3	3	0	0	0	0	0	0	-27	
1 Cassidy Geddes	24:46	-12	2-4	0-0	1 2	3 3	2	14	0	0	0	0	0	0	0	0	-19	
23 Kayla Rolph	16:22	0-3	0-0	0-0	0 2	2 0	0	0	0	2	1	2	1	0	1	0	-7	
35 Anahi-Lee Cauley	13:22	1-9	0-0	2-3	1 1	2 1	3	4	1	1	0	0	0	0	0	0	-18	
24 Cate Carlson	08:26	0-3	0-0	0-0	0 1	1 0	0	0	0	0	0	0	0	0	0	0	-2	
2 Monet Dance	05:05	0-0	0-0	0-0	0 0	0 0	0	0	0	0	0	0	0	0	0	0	-7	
Totals		18-67	3-19	12-16	13	25	38	19	17	51	10	14	4	3	8	0	-29	

Technical Fouls: NONE

Dead Ball Rebounds: 2 0

Virginia - 80 Record: 3-0

NO. Name	Min	FG		3P		FT		Rebounds		Fouls		TP	AS	TO	ST	Blocks		+/-
		M	A	M	A	M	A	OR	DR	OR	DR					BS	BA	
20 Camryn Taylor	F 23:40	4-12	0-0	4-5	3 4	7 3	5	12	1	2	1	2	0	0	4	0	-9	
34 Landon Clarkson	F 19:45	2-4	0-0	2-2	1 3	4 4	5	6	0	1	1	2	0					

2023-24 BOX SCORES



Official Basketball Box Score - Final
Tulane at Virginia
 11/25/23 John Gray Gymnasium, George Town, Cayman Islands
 2023-24 Women's Basketball

Game Time: 11:00 AM
 Game Duration: 1:58

Officials: Carla Fountain, Mark Resch, Teresa Luck

Tulane - 59		Record: 3-2												
NO. Name	Min	FG	3P	FT	Rebounds		Fouls		TP	AS	TO	ST	Blocks	+/-
		M/A	M/A	M/A	OR	DR	FF	PF						
Shooting By Period														
1st FG%: 7-14 50.0%														
2nd FG%: 2-15 13.3%														
3rd FG%: 3-13 23.1%														
4th FG%: 1-2 50%														
5th FG%: 6-16 37.5%														
6th FG%: 2-6 33.3%														
7th FG%: 3-5 60%														
8th FG%: 6-23 26.1%														
9th FG%: 17-24 70.8%														
GM FG%: 18-58 31.0%														
GM 3PT%: 6-23 26.1%														
GM FT%: 17-24 70.8%														
GM FT%: 17-24 70.8%														



Official Basketball Box Score - Final
Virginia at LSU
 11/25/23 John Gray Gymnasium, George Town, Cayman Islands
 2023-24 Women's Basketball

Game Time: 5:00 PM
 Game Duration: 2:04
 Attendance: 1,650

Officials: Joe Vaszy, Fatou Cesko-Stephens, Meadow Overstreet

Virginia - 73		Record: 4-2												
NO. Name	Min	FG	3P	FT	Rebounds		Fouls		TP	AS	TO	ST	Blocks	+/-
		M/A	M/A	M/A	OR	DR	FF	PF						
Shooting By Period														
1st FG%: 8-19 42.1%														
2nd FG%: 3-9 33.3%														
3rd FG%: 6-19 31.6%														
4th FG%: 5-17 29.4%														
5th FG%: 1-7 14.3%														
6th FG%: 5-9 55.6%														
7th FG%: 2-7 28.6%														
8th FG%: 9-31 29.0%														
9th FG%: 10-14 71.4%														
GM FG%: 18-58 31.0%														
GM 3PT%: 6-23 26.1%														
GM FT%: 17-24 70.8%														
GM FT%: 17-24 70.8%														

Virginia - 81		Record: 4-1												
NO. Name	Min	FG	3P	FT	Rebounds		Fouls		TP	AS	TO	ST	Blocks	+/-
		M/A	M/A	M/A	OR	DR	FF	PF						
Shooting By Period														
1st FG%: 5-16 31.3%														
2nd FG%: 2-8 25.0%														
3rd FG%: 9-17 52.9%														
4th FG%: 5-9 55.6%														
5th FG%: 1-2 50%														
6th FG%: 10-20 50%														
7th FG%: 4-6 66.7%														
8th FG%: 3-3 100%														
9th FG%: 6-21 28.6%														
10th FG%: 4-12 33.3%														
11th FG%: 2-2 100%														
12th FG%: 30-74 40.5%														
13th FG%: 15-25 60%														
14th FG%: 6-7 85.7%														
GM FG%: 30-74 40.5%														
GM 3PT%: 15-25 60%														
GM FT%: 6-7 85.7%														
GM FT%: 6-7 85.7%														

LSU - 76		Record: 7-1												
NO. Name	Min	FG	3P	FT	Rebounds		Fouls		TP	AS	TO	ST	Blocks	+/-
		M/A	M/A	M/A	OR	DR	FF	PF						
Shooting By Period														
1st FG%: 8-18 44.4%														
2nd FG%: 2-4 50.0%														
3rd FG%: 3-4 75%														
4th FG%: 6-17 35.3%														
5th FG%: 0-2 0%														
6th FG%: 5-6 83.3%														
7th FG%: 8-17 47.1%														
8th FG%: 0-0 0%														
9th FG%: 4-5 80%														
10th FG%: 5-15 33.3%														
11th FG%: 0-2 0%														
12th FG%: 8-9 88.9%														
13th FG%: 27-67 40.3%														
14th FG%: 2-9 22.2%														
15th FG%: 20-24 83.3%														
GM FG%: 27-67 40.3%														
GM 3PT%: 2-9 22.2%														
GM FT%: 20-24 83.3%														
GM FT%: 20-24 83.3%														

TUL		UVA		Points from		Turnovers		Fast Breaks		Bench		Period by Period Scoring	
1st	2nd	3rd	4th	1st	2nd	1st	2nd	3rd	4th	TOT	TOT	1st	2nd
30-74	15-35	6-7	14-29	43	19	10	8	1	2	13	4	22	28

UVA		LSU		Points from		Turnovers		Fast Breaks		Bench		Period by Period Scoring	
1st	2nd	3rd	4th	1st	2nd	1st	2nd	3rd	4th	TOT	TOT	1st	2nd
4 (1st 4:28)	10 (4th 4:38)	6 (1st 4:28)	8 (4th 4:38)	12	14	21	15	1	5	18	21	18	17



Official Basketball Box Score - Final
Missouri at Virginia
 11/30/23 John Paul Jones Arena, Charlottesville
 UVA vs Missouri Women's Basketball

Game Time: 5:00 PM
 Game Duration: 2:23
 Attendance: 3,701

Officials: Eric Brewton, Katie Lukulich, Meadow Overstreet

Missouri - 81		Record: 5-3												
NO. Name	Min	FG	3P	FT	Rebounds		Fouls		TP	AS	TO	ST	Blocks	+/-
		M/A	M/A	M/A	OR	DR	FF	PF						
Shooting By Period														
1st FG%: 8-14 57.1%														
2nd FG%: 3-4 75.0%														
3rd FG%: 7-11 63.6%														
4th FG%: 4-13 30.8%														
5th FG%: 2-6 33.3%														
6th FG%: 0-4 0%														
7th FG%: 5-10 50%														
8th FG%: 0-3 0%														
9th FG%: 7-14 50.0%														
10th FG%: 4-8 50.0%														
11th FG%: 8-8 100%														
12th FG%: 0-4 0%														
13th FG%: 0-0 0%														
14th FG%: 27-60 45.0%														
15th FG%: 9-25 36.0%														
16th FG%: 18-26 69.2%														
GM FG%: 39-93 41.9%														
GM 3PT%: 0-0 0%														
GM FT%: 27-60 45.0%														
GM FT%: 27-60 45.0%														



Official Basketball Box Score - Final
Virginia at La Salle
 12/03/23 Tom Coak Arena, Philadelphia
 2023-24 Women's Basketball

Game Time: 1:00 PM
 Game Duration: 1:49
 Attendance: 387

Officials: Geraldine Smith Washington, Nic Cappel, Timothy Bryant

Virginia - 94		Record: 6-2												
NO. Name	Min	FG	3P	FT	Rebounds		Fouls		TP	AS	TO	ST	Blocks	+/-
		M/A	M/A	M/A	OR	DR	FF	PF						
Shooting By Period														
1st FG%: 9-15 60.0%														
2nd FG%: 2-4 50.0%														
3rd FG%: 8-23 34.8%														
4th FG%: 0-6 0%														
5th FG%: 4-4 100%														
6th FG%: 9-16 56.3%														
7th FG%: 2-3 66.7%														
8th FG%: 8-9 88.9%														
9th FG%: 7-8 87.5%														
10th FG%: 1-12 8.3%														
11th FG%: 6-6 100%														
12th FG%: 33-72 45.8%														
13th FG%: 5-21 23.8%														
14th FG%: 23-25 92.0%														
GM FG%: 39-72 52.9%														
GM 3PT%: 5-21 23.8%														
GM FT%: 23-25 92.0%														
GM FT%: 23-25 92.0%														

Virginia - 87		Record: 5-2												
NO. Name	Min	FG	3P	FT	Rebounds		Fouls		TP	AS	TO	ST	Blocks	+/-
		M/A	M/A	M/A	OR	DR	FF	PF						
Shooting By Period														
1st FG%: 5-21 23.8%														
2nd FG%: 1-10 10.0%														
3rd FG%: 2-2 100%														
4th FG%: 6-14 42.9%														
5th FG%: 1-2 50.0%														
6th FG%: 2-2 100%														
7th FG%: 10-22 45.5%														
8th FG%: 2-7 28.6%														
9th FG%: 5-5 100%														
10th FG%: 8-15 53.3%														
11th FG%: 1-2 50.0%														
12th FG%: 3-4 75%														
13th FG%: 3-6 50.0%														
14th FG%: 0-1 0%														
15th FG%: 6-10 60%														
16th FG%: 2-22 9.1%														
17th FG%: 18-23 78.3%														
GM FG%: 32-78 41.0%														
GM 3PT%: 0-1 0%														
GM FT%: 6-10 60%														
GM FT%: 6-10 60%														

La Salle - 73		Record: 3-4												
NO. Name	Min	FG	3P	FT	Rebounds		Fouls		TP	AS	TO	ST	Blocks	+/-
		M/A	M/A	M/A	OR	DR	FF	PF						
Shooting By Period														
1st FG%: 6-16 37.5%														
2nd FG%: 3-9 33.3%														
3rd FG%: 7-16 43.8%														
4th FG%: 3-8 37.5%														
5th FG%: 0-0 0%														
6th FG%: 8-12 66.7%														
7th FG%: 2-4 50.0%														
8th FG%: 2-2 100%														
9th FG%: 6-24 25.0%														
10th FG%: 2-13 15.4%														
11th FG%: 6-9 66.7%														
12th FG%: 27-68 39.7%														
13th FG%: 10-34 29.4%														
14th FG%: 9-13 69.2%														
GM FG%: 27-68 39.7%														
GM 3PT%: 10-34 29.4%														
GM FT%: 9-13 69.2%														
GM FT%: 9-13 69.2%														

MIZ		UVA		Points from		Turnovers		Fast Breaks		Bench		Period by Period Scoring	
1st	2nd	3rd	4th	1st	2nd	1st	2nd	3rd	4th	TOT	TOT	1st	2nd
15 (2nd 9:30)	8 (3rd 2:12)	8	21	26	10	13	26	6	8	13	12	26	12

UVA		LAS		Points from		Turnovers		Fast Breaks		Bench		Period by Period Scoring	
1st	2nd	3rd	4th	1st	2nd	1st	2nd	3rd	4th	TOT	TOT	1st	2nd
26 (4th 1:47)	3 (1st 9:34)	13 (4th 1:47)	10 (4th 4:35)	12	10	15	6	1	11	25	19	17	20



2023-24 BOX SCORES



Official Basketball Box Score - Final
Rider at Virginia
 12/06/23 John Paul Jones Arena, Charlottesville
 Virginia vs Rider Women's Basketball
 Officials: Bruce Morris, Krystle Apehinarz, Keith Batson
 Game Time: 7:00 PM
 Game Duration: 1:41
 Attendance: 3,676

NO.	Name	Min	FG			3P			FT			Rebounds			Fouls			TP			AS			TO			ST			Blocks			+/-		
			M	A	%	M	A	%	M	A	%	OR	DR	TOT	PF	FF	FD	T	A	TO	ST	B	S	BL	BA	+/-									
44	Kaylan Deveney	C 31:02	3-5	1-1	2-4	0	1	1	2	2	9	2	3	1	0	1	21																		
0	Sanaa Redmond	G 17:56	0-4	0-1	0-0	0	3	3	2	0	0	4	1	0	0	1	-14																		
23	Taylor Langan	G 28:49	6-9	0-1	0-1	0	2	2	2	9	12	2	2	1	0	32																			
24	Makayla Firebaugh	G 35:37	6-14	0-5	0-0	2	4	6	3	0	12	0	2	2	1	28																			
55	Jessika Schiffrer	G 25:07	2-7	2-7	0-0	0	3	3	1	1	6	1	1	2	0	9																			
14	Sofie Bruinjies	08:02	0-2	0-1	0-0	0	0	0	0	1	0	0	0	0	0	-3																			
3	Jamia Blake	14:53	2-4	0-0	1-1	0	1	1	2	1	5	0	0	0	0	-10																			
11	Mariona Cos-Morales	11:11	2-2	0-0	0-0	1	2	3	1	0	4	1	1	0	0	5																			
1	Alyia McIver	20:10	1-3	1-3	0-0	0	2	2	2	3	3	2	0	0	0	-10																			
10	Molly Lynch	05:21	0-1	0-1	0-0	0	1	1	0	0	0	0	0	0	0	-7																			
12	Taylor Blunt	00:56	0-1	0-1	0-0	0	0	0	0	0	0	0	0	0	0	-3																			
13	Sam Richardson	00:56	0-0	0-0	0-0	0	0	0	0	0	0	0	0	0	0	-3																			
Team						2-2			4-4			0-0			1-1			16			16			8			1			2			:27		
Totals			22:52	4:21	3:6	3	19	22	15	11	51	16	16	8	1	2	27	Technical Fouls: NONE						Dead Ball Rebounds: 1-0											

NO.	Name	Min	FG			3P			FT			Rebounds			Fouls			TP			AS			TO			ST			Blocks			+/-		
			M	A	%	M	A	%	M	A	%	OR	DR	TOT	PF	FF	FD	T	A	TO	ST	B	S	BL	BA	+/-									
20	Carmyn Taylor	F 27:18	7-11	0-0	4-4	7	6	13	2	3	18	0	3	1	0	0	35																		
33	Sam Brunelle	F 23:07	2-11	2-8	1-2	3	1	4	2	1	7	1	0	1	0	16																			
1	Paris Clark	G 13:28	1-6	0-0	0	3	1	4	0	0	2	0	2	0	1	-2																			
21	Kymora Johnson	G 25:39	3-9	0-0	1-1	3	4	7	1	1	7	4	0	1	0	31																			
23	Alexia Smith	G 18:25	5-8	1-1	0-0	1	1	2	0	0	11	1	1	1	0	14																			
4	Jillan Brown	19:22	3-9	0-1	2-5	6	5	11	1	3	8	3	1	2	0	35																			
5	Yontia Vaughn	20:11	1-3	1-3	0-0	0	3	3	1	1	3	0	2	0	0	9																			
14	Kaydan Lawson	12:06	1-3	1-2	0-2	1	2	3	1	1	3	0	0	0	0	-8																			
32	Cady Pauley	10:38	0-4	0-4	0-0	0	1	1	0	3	4	2	1	0	0	2																			
0	Olivia McGhee	07:15	2-4	1-3	0-0	0	0	0	0	5	0	0	0	0	0	-7																			
12	Edessa Noyan	15:10	3-7	1-2	1-2	4	2	6	1	2	8	0	1	2	1	9																			
41	Taylor Lauterbach	07:22	1-1	0-0	0	1	1	2	0	0	2	0	1	2	0	1																			
Team						2-2			4-4			0-0			1-1			16			16			11			1			3			:11		
Totals			29:76	7:26	13:20	31	29	60	11	15	78	14	10	12	2	1	27	Technical Fouls: NONE						Dead Ball Rebounds: 4-0											

Biggest lead		RID		UVA		Points from		RID		UVA		Period by Period Scoring									
4 (1 st 0:07)		27 (4 th 0:45)		11 (3 rd 6:13)		Turnovers		4		16		1st		2nd		3rd		4th		TOT	
Best Scoring Run		5 (1 st 0:07)		11 (3 rd 6:13)		Paint		26		40		15		12		13		11		51	
Lead Changes		7		3		Second Chance		0		26		15		12		13		11		51	
Times Tied		3		3		Fast Breaks		4		17		15		12		11		7		51	
Time with Lead		09:06		28:41		Bench		12		33		11		21		25		21		78	

Official Basketball Box Score - Final
Wofford at Virginia
 12/06/23 John Paul Jones Arena, Charlottesville
 Virginia vs Wofford Women's Basketball
 Officials: Bryan Brunette, Ashlee Cook, Cori Chambers
 Game Time: 1:00 PM
 Game Duration: 1:46
 Attendance: 3,965

NO.	Name	Min	FG			3P			FT			Rebounds			Fouls			TP			AS			TO			ST			Blocks			+/-		
			M	A	%	M	A	%	M	A	%	OR	DR	TOT	PF	FF	FD	T	A	TO	ST	B	S	BL	BA	+/-									
11	Viola Tulave	F 17:39	1-1	0-0	0-0	0	1	2	0	0	2	0	3	0	0	0																			
1	Annable Schultz	G 27:59	1-9	1-5	0-0	1	4	5	4	4	3	0	2	5	1	-6																			
2	Maddie Hoiss	G 35:56	6-11	4-7	0-0	1	1	2	3	1	16	1	3	1	0	2																			
3	Evangelia Paulk	G 29:10	4-10	1-4	0-0	1	4	5	5	1	9	3	3	1	0	2																			
12	Rachael Rose	G 40:00	7-15	1-3	6-7	2	8	10	1	6	21	9	3	3	0	2																			
20	Indya Clarke	G 39:11	6-8	3-4	0-0	0	2	2	2	1	15	1	1	0	0	2																			
24	Sara Diddia	G 09:18	1-3	0-2	0-0	0	0	0	0	2	1	1	0	0	0	-1																			
0	JazRae Smith	06:47	1-1	1-1	0-0	0	1	1	0	0	3	1	0	0	0	7																			
Team						2-2			4-4			0-1			1-1			16			16			11			1			3			:11		
Totals			27:58	11:26	6:7	5	22	27	17	13	71	17	18	11	1	3	1	Technical Fouls: NONE						Dead Ball Rebounds: 0-0											

NO.	Name	Min	FG			3P			FT			Rebounds			Fouls			TP			AS			TO			ST			Blocks			+/-		
			M	A	%	M	A	%	M	A	%	OR	DR	TOT	PF	FF	FD	T	A	TO	ST	B	S	BL	BA	+/-									
33	Sam Brunelle	F 11:29	0-1	0-0	0-0	1	2	3	0	0	0	1	3	1	0	7																			
34	London Clarkson	F 32:46	2-4	0-0	0-0	3	4	9	2	5	7	1	1	0	1	0	16																		
1	Paris Clark	G 24:54	5-9	1-3	3-3	3	2	5	2	4	14	3	1	1	0	5																			
21	Kymora Johnson	G 22:42	3-9	0-5	1-2	0	1	1	1	1	7	9	2	1	1	-1																			
23	Alexia Smith	G 23:35	3-7	1-1	0-0	0	4	4	1	1	7	3	2	0	0	0																			
0	Olivia McGhee	25:40	6-15	2-6	0-0	1	2	3	1	1	14	0	1	1	0	0	-3																		
4	Jillan Brown	11:23	0-4	0-2	2-2	0	3																												

2023-24 BOX SCORES



Official Basketball Box Score - Final
Virginia at Georgia Tech
 01/04/24 McCormick Pavilion, Atlanta
 Georgia Tech vs. Virginia

Game Time: 7:00 PM
 Game Duration: 2:00
 Attendance: 1,237

Officials: Joseph Vaszily, Rod Creech, Linda Miles

NO. Name	Min	FG		3P		FT		Rebounds	Fouls	TP	AS	TO	ST	Blocks			+/-	
		M	A	M	A	O	R							TOT	PF	FD		BS
20 Camryn Taylor	F 32:29	7	12	1	1	4	4	4	4	4	19	0	2	2	1	0	0	-4
34 London Clarkson	F 24:17	4	5	0	0	3	7	2	4	6	5	11	0	2	2	4	0	5
1 Paris Clark	G 33:59	5	14	0	1	3	4	5	12	3	13	3	4	3	1	1	1	7
21 Kymora Johnson	G 28:24	3	14	0	6	0	0	3	3	0	6	6	4	3	0	1	-11	
23 Alexia Smith	G 10:53	0	2	0	0	2	3	2	1	0	1	0	0	0	0	0	-1	
4 Jillian Brown	22:50	2	7	0	1	2	2	4	1	1	5	1	2	1	1	0	0	
33 Sam Brunelle	14:15	0	3	0	2	0	1	1	0	0	0	0	1	0	0	0	-9	
0 Olivia McGhee	04:20	0	1	0	0	0	0	1	1	0	0	0	0	0	0	0	-5	
5 Yontia Vaughn	16:35	1	6	0	3	0	2	2	3	1	2	3	1	1	0	0	-7	
14 Kaydan Lawson	08:59	0	0	0	4	4	1	4	1	2	4	0	0	0	0	0	-2	
32 Cady Pauley	02:59	0	0	0	0	0	0	0	0	0	0	0	0	0	1	0	-3	
Team																		
Totals		22:64	1:16	15:23	17	29	46	24	17	60	14	17	12	8	2	0	-3	



Official Basketball Box Score - Final
Duke at Virginia
 01/07/24 John Paul Jones Arena, Charlottesville
 Virginia vs. Duke Women's Basketball

Game Time: 12:00 PM
 Game Duration: 2:11
 Attendance: 5,041

Officials: Carla Fountain, Mark Resch, Meadow Overstreet

NO. Name	Min	FG		3P		FT		Rebounds	Fouls	TP	AS	TO	ST	Blocks			+/-	
		M	A	M	A	O	R							TOT	PF	FD		BS
42 Kennedy Brown	F 30:49	3	10	0	1	7	2	6	8	2	8	13	4	0	1	3	3	13
3 Ashton Jackson	G 27:47	3	11	0	6	0	0	2	2	2	4	6	3	3	1	1	0	7
4 Jady Donovan	G 22:46	2	3	0	4	0	1	3	4	3	4	3	0	2	1	0	-8	
22 Taina Mair	G 25:54	1	5	0	2	0	0	1	3	4	3	0	2	1	3	0	-2	
24 Reigan Richardson	G 33:20	7	10	0	2	4	0	1	1	4	4	18	1	2	0	0	6	
5 Oluchi Okanawa	23:51	3	8	1	3	1	2	1	3	4	8	2	3	2	0	1	-3	
12 Camilla Emsbo	07:14	0	0	0	0	0	0	0	0	0	0	0	0	0	0	0	-10	
21 Delaney Thomas	18:08	2	4	1	2	2	2	2	2	4	6	0	1	0	0	0	9	
15 Emma Koabel	10:12	1	4	0	2	0	0	2	2	4	0	2	0	0	0	1	0	
Team																		
Totals		22:55	2:18	14:25	12	29	41	23	25	60	11	14	7	9	5	4	-4	

NO. Name	Min	FG		3P		FT		Rebounds	Fouls	TP	AS	TO	ST	Blocks			+/-	
		M	A	M	A	O	R							TOT	PF	FD		BS
13 Kayla Blackshear	F 34:22	2	9	1	1	4	4	2	6	4	6	2	1	1	0	0	2	4
5 Tonie Morgan	G 32:42	4	14	0	0	10	15	5	7	12	1	11	18	1	3	1	2	6
22 Ines Noguero	G 32:17	1	4	0	2	0	0	1	4	4	0	2	3	3	1	0	0	-2
23 Rusne Augustinaitė	G 30:30	2	9	1	6	3	4	1	3	4	2	4	1	1	1	2	6	
25 Kara Duff	G 38:23	8	17	1	5	7	0	3	6	1	7	24	1	5	5	0	2	3
21 Sydney Johnson	13:09	1	5	1	4	0	0	0	0	1	0	3	1	0	0	0	0	-3
22 A'Asia Thomas-Harris	10:08	1	1	0	0	0	4	1	0	2	0	0	0	0	0	0	-1	
11 Aixa Wone Aranz	08:30	0	0	0	0	0	1	1	0	0	0	0	0	0	0	0	0	
Team																		
Totals		19:59	4:18	21:33	15	27	42	17	24	63	10	16	9	2	8	3	0	

NO. Name	Min	FG		3P		FT		Rebounds	Fouls	TP	AS	TO	ST	Blocks			+/-	
		M	A	M	A	O	R							TOT	PF	FD		BS
20 Camryn Taylor	F 21:57	5	10	0	1	7	2	0	2	5	7	17	0	0	0	0	0	-11
34 London Clarkson	F 17:50	0	3	0	0	3	4	4	3	3	0	1	0	0	0	0	2	
1 Paris Clark	G 15:13	0	4	0	2	1	0	1	3	1	2	0	2	0	1	1	-13	
4 Jillian Brown	G 27:56	1	6	1	2	0	5	5	4	3	5	3	0	0	1	1	-1	
21 Kymora Johnson	G 32:27	5	15	0	9	4	4	3	5	8	1	7	14	2	3	3	0	-1
5 Yontia Vaughn	30:22	2	8	0	3	1	2	0	4	2	1	5	6	5	1	0	0	
33 Sam Brunelle	24:46	2	3	1	3	0	4	0	3	1	8	0	1	0	1	3	3	
23 Alexia Smith	08:30	1	1	0	0	0	0	0	0	2	0	2	0	0	0	0	0	
41 Taylor Lauterbach	04:29	0	1	0	0	0	1	0	1	2	0	0	0	0	0	0	-2	
12 Edessa Noyan	04:08	0	0	0	0	0	1	1	0	0	0	0	0	0	0	0	0	
0 Olivia McGhee	05:12	0	3	0	1	0	1	1	0	0	0	0	0	0	1	0	-4	
14 Kaydan Lawson	06:45	0	0	0	0	0	0	0	0	0	0	0	0	0	0	0	2	
32 Cady Pauley	00:26	0	0	0	0	0	0	0	0	0	0	0	0	0	0	0	0	
Team																		
Totals		16:54	2:10	22:26	11	24	35	25	23	56	11	14	5	5	9	4	0	

	UVA		GT	
	1st	2nd	3rd	4th
Biggest lead	4 (1 st 9:01)		7 (3 rd 6:26)	
Best Scoring Run	6 (2 nd 2:12)		9 (1 st 1:45)	
Lead Changes	9		11	
Times Tied	1		5	
Time with Lead	08:22		25:00	

Points from Turnovers: UVA 12, GT 24
 Second Chance: UVA 17, GT 15
 Fast Breaks: UVA 14, GT 6
 Period by Period Scoring: UVA 13, 11, 24, 12, 60
 GT 14, 13, 21, 15, 63

	DUK		UVA	
	1st	2nd	3rd	4th
Biggest lead	10 (1 st 5:15)		0 (1 st 10:00)	
Best Scoring Run	8 (2 nd 9:05)		9 (1 st 2:26)	
Lead Changes	0		13	
Times Tied	0		12	
Time with Lead	39:26		00:00	

Points from Turnovers: DUK 13, UVA 20
 Second Chance: DUK 17, UVA 15
 Fast Breaks: DUK 4, UVA 12
 Period by Period Scoring: DUK 17, 13, 15, 15, 60
 UVA 12, 14, 13, 17, 56



Official Basketball Box Score - Final
Virginia at NC State
 01/11/24 Reynolds Coliseum, Raleigh
 2023-24 Women's Basketball

Game Time: 7:00 PM
 Game Duration: 2:18
 Attendance: 5,500

Officials: Jeffrey Smith, Saif Saho, Ashlee Goode

NO. Name	Min	FG		3P		FT		Rebounds	Fouls	TP	AS	TO	ST	Blocks			+/-	
		M	A	M	A	O	R							TOT	PF	FD		BS
20 Camryn Taylor	F 27:56	9	16	2	2	4	3	3	6	5	3	22	0	3	0	2	1	-18
33 Sam Brunelle	F 18:45	1	5	0	2	0	2	4	4	1	2	0	0	0	0	0	0	-16
1 Paris Clark	G 18:54	3	11	0	1	0	3	6	4	1	6	0	2	2	0	4	-3	
21 Kymora Johnson	G 33:05	6	19	2	8	0	1	3	4	3	14	4	1	0	0	0	-28	
23 Alexia Smith	G 17:58	1	5	0	0	0	2	7	9	0	1	2	6	1	0	0	-11	
0 Olivia McGhee	22:25	3	10	1	4	2	2	2	4	1	2	9	0	4	1	0	-6	
5 Yontia Vaughn	17:47	3	8	1	4	0	2	1	0	7	2	2	0	0	0	0	-11	
14 Kaydan Lawson	12:46	1	2	0	1	2	1	1	1	1	4	0	0	0	0	0	-12	
34 London Clarkson	09:05	0	2	0	0	0	1	2	3	2	1	0	0	0	0	0	-12	
41 Taylor Lauterbach	13:45	0	3	0	0	0	0	1	2	0	0	0	0	0	0	0	1	
32 Cady Pauley	05:53	0	1	0	0	0	0	0	0	0	0	0	0	0	0	0	-9	
12 Edessa Noyan	01:43	0	0	0	0	0	0	0	0	0	0	0	0	0	0	0	-4	
Team																		
Totals		27:62	6:23	6:8	21	29	50	21	1									

2023-24 BOX SCORES



Official Basketball Box Score - Final
Notre Dame at Virginia
 01/18/24 John Paul Jones Arena, Charlottesville
 Virginia vs No. 19 Notre Dame Women's Basketball

Game Time: 7:00 PM
 Game Duration: 2:09
 Attendance: 4,182

Officials: Angelica Suffren, Carla Fountain, Mark Berger

NO. Name	Min	FG		3P	FT	Rebounds		Fouls		TP	AS	TO	ST	Blocks		+/-
		M	A	A		O	D	TOT	PF					FF	B	
21 Maddy Westfeld	F 37:59	4-11	1-4	5-6	2	7	9	4	6	14	1	3	2	2	1	17
22 Kylee Watson	F 21:51	3-5	0-0	0-2	0	2	2	4	1	6	2	0	0	1	0	18
3 Hannah Hidalgo	G 27:23	6-14	2-2	11-4	0	5	5	4	13	23	9	4	3	0	2	18
11 Sonia Citron	G 37:33	4-14	2-6	12-12	1	3	4	0	11	28	9	4	3	1	2	7
13 Anna DeWolfe	G 26:01	2-7	0-2	2-4	0	0	0	3	2	6	1	1	0	0	0	-2
15 Natalia Marshall	07:42	1-1	0-0	1-2	1	0	1	3	1	3	0	2	0	0	0	-7
14 KK Bransford	27:17	2-4	0-0	2-4	1	2	3	1	2	6	0	1	2	1	1	1
10 Becky Obinma	04:05	0-0	0-0	0-0	1	1	1	2	0	0	0	1	0	0	0	-2
Team						5	5	10								
Totals		25-56	3-14	33-44	10	25	35	21	35	86	16	15	13	5	7	10

Technical Fouls:NONE

Shooting By Period		
1st FG%	7-17	41.2%
3PT%	1-4	25.0%
FT%	9-10	90%
2nd FG%	7-18	38.9%
3PT%	1-6	16.7%
FT%	0-0	0%
3rd FG%	7-13	53.8%
3PT%	1-3	33.3%
FT%	10-17	58.8%
4th FG%	4-8	50.0%
3PT%	0-1	0.0%
FT%	14-17	82.4%
GM FG%	25-56	44.6%
3PT%	3-14	21.4%
FT%	33-44	75.0%

NO. Name	Min	FG		3P	FT	Rebounds		Fouls		TP	AS	TO	ST	Blocks		+/-
		M	A	A		O	D	TOT	PF					FF	B	
20 Camryn Taylor	F 14:27	2-7	0-2	2-2	1	2	3	5	1	6	0	2	0	1	0	-4
34 London Clarkson	F 18:03	2-4	0-0	1-2	2	3	5	6	5	0	4	0	1	0	6	
0 Olivia McGhee	G 29:19	5-10	2-4	2-2	0	2	2	4	3	14	1	2	0	1	2	
21 Kymora Johnson	G 32:57	6-14	2-7	2-2	2	6	8	3	2	16	7	6	1	0	0	-13
23 Alexia Smith	G 07:42	0-0	0-0	0-1	1	2	0	1	0	1	0	0	0	0	0	-7
1 Paris Clark	G 27:22	6-11	2-3	2-2	0	7	7	3	16	4	3	1	1	1	1	-7
33 Sam Brunelle	15:09	0-2	0-2	0-0	0	0	0	1	0	0	0	0	0	0	0	-17
4 Jillian Brown	08:57	1-2	0-0	4-4	1	2	3	2	6	1	0	0	0	1	-5	
12 Edessa Noyan	12:04	1-2	0-0	0-0	0	0	0	2	2	0	0	0	2	1	-11	
41 Taylor Lauterbach	10:00	1-2	1-1	2-2	0	2	2	3	5	0	3	0	1	0	-1	
5 Yontia Vaughn	07:03	1-3	0-1	2-2	0	0	0	1	2	4	3	0	0	0	0	3
32 Gady Pauley	06:40	0-2	0-2	0-0	0	0	0	0	0	0	0	0	0	0	0	-7
14 Kaydan Lawson	10:18	1-3	0-1	0-0	1	2	2	2	0	1	1	1	1	1	1	
Team						4	4	0								
Totals		26-62	7-23	17-18	11	26	37	35	21	76	17	23	7	7	5	-10

Technical Fouls:NONE

Shooting By Period		
1st FG%	5-15	33.3%
3PT%	1-7	14.3%
FT%	5-6	83.3%
2nd FG%	6-12	50.0%
3PT%	1-2	50.0%
FT%	4-4	100%
3rd FG%	4-16	25.0%
3PT%	2-7	28.6%
FT%	4-4	100%
4th FG%	11-19	57.9%
3PT%	3-7	42.9%
FT%	4-4	100%
GM FG%	26-62	41.9%
3PT%	7-23	30.4%
FT%	17-18	94.4%

Dead Ball Rebounds: 0

Biggest lead	UND	UVA	Points from Turnovers	UND	UVA	Period by Period Scoring					
						1st	2nd	3rd	4th	TOT	
Best Scoring Run	9(3 rd 7:03)	6(4 th 4:19)	Paint	42	36						
Lead Changes	2	2	Second Chance	9	11	UND	24	15	25	22	86
Times Tied	2	2	Fast Breaks	26	12	UVA	16	17	14	29	76
Time with Lead	36:16	00:47	Bench	9	35	UVA	16	17	14	29	76



Official Basketball Box Score - Final
Pittsburgh at Virginia
 01/20/24 John Paul Jones Arena, Charlottesville
 Virginia vs Pitt Women's Basketball

Game Time: 7:00 PM
 Game Duration: 1:56
 Attendance: 3,817

Officials: Karen Preato, Brandon Entlerne, Rod Creech

NO. Name	Min	FG		3P	FT	Rebounds		Fouls		TP	AS	TO	ST	Blocks		+/-
		M	A	A		O	D	TOT	PF					FF	B	
2 Liatu King	F 30:32	6-13	0-0	3-6	4	5	12	16	4	5	15	4	5	0	1	4
14 Julia Jordan	F 30:26	6-17	2-5	0-0	3	6	9	2	3	18	1	1	1	1	1	7
3 Jasmine Timmons	G 30:32	1-5	0-2	0-0	3	3	4	0	2	2	4	3	0	1	1	8
11 Marley Washentz	G 28:48	2-6	1-2	1-2	1	1	1	2	3	6	4	2	1	0	0	7
20 Aislin Malcolm	G 35:33	4-13	1-6	2-2	0	1	1	0	2	11	3	5	1	1	1	5
10 Bella Perkins	20:40	2-9	0-4	0-0	0	1	1	1	0	4	1	0	0	0	0	-7
15 Raupuchi Ayodele	10:42	0-0	0-0	0-0	3	1	4	2	1	0	0	0	0	0	0	-3
1 Aayn Battle	03:47	0-0	0-0	0-0	1	1	0	0	0	0	0	0	0	0	0	0
55 Raeven Boswell	00:41	0-0	0-0	0-0	0	0	0	0	0	0	0	0	0	0	0	-2
Team						4	5									
Totals		23-63	4-19	6-10	11	30	41	15	14	56	15	20	11	2	4	4

Technical Fouls:NONE

Shooting By Period		
1st FG%	7-17	41.2%
3PT%	1-6	16.7%
FT%	0-0	0%
2nd FG%	3-15	20.0%
3PT%	1-5	20.0%
FT%	1-2	50%
3rd FG%	9-18	50.0%
3PT%	2-6	33.3%
FT%	4-6	66.7%
4th FG%	4-13	30.8%
3PT%	0-2	0%
FT%	1-2	50%
GM FG%	23-63	36.5%
3PT%	4-19	21.1%
FT%	6-10	60.0%

Dead Ball Rebounds: 1

NO. Name	Min	FG		3P	FT	Rebounds		Fouls		TP	AS	TO	ST	Blocks		+/-
		M	A	A		O	D	TOT	PF					FF	B	
20 Camryn Taylor	F 08:50	1-5	0-1	2-2	1	0	1	0	2	4	0	0	0	1	0	-2
34 London Clarkson	F 29:21	0-4	0-0	3-4	1	6	7	3	4	3	2	2	0	0	0	-3
0 Olivia McGhee	G 21:59	2-9	1-4	0-0	2	1	3	0	0	5	1	1	0	0	1	-2
1 Paris Clark	G 27:41	2-8	1-3	2-4	1	2	3	1	3	7	2	4	3	1	1	4
21 Kymora Johnson	G 31:49	6-14	3-7	2-2	3	4	7	3	17	4	6	2	1	0	9	
4 Jillian Brown	14:22	1-2	0-1	0-0	1	3	4	0	2	1	3	1	0	0	0	-2
12 Edessa Noyan	16:01	1-3	0-1	0-0	3	3	1	0	2	1	1	0	0	0	0	-8
23 Alexia Smith	07:16	1-3	0-1	2-4	1	7	8	0	3	4	2	1	1	0	0	-2
33 Sam Brunelle	07:16	1-3	1-2	0-0	0	0	0	1	0	3	0	0	0	0	0	-2
41 Taylor Lauterbach	05:48	0-0	0-0	0-0	1	1	2	3	0	0	1	1	0	0	0	-2
14 Kaydan Lawson	12:44	0-4	0-4	0-0	1	5	6	0	0	2	1	1	0	0	0	3
32 Gady Pauley	06:23	2-5	1-3	0-0	0	0	0	0	5	0	1	0	0	0	0	-2
Team						1	0									
Totals		17-60	7-27	11-16	13	32	45	14	15	52	13	22	8	4	2	4

Technical Fouls:NONE

Shooting By Period		
1st FG%	4-9	44.4%
3PT%	2-3	66.7%
FT%	3-4	75%
2nd FG%	5-14	35.7%
3PT%	2-7	28.6%
FT%	1-2	50%
3rd FG%	2-16	12.5%
3PT%	0-8	0%
FT%	2-4	50%
4th FG%	6-21	28.6%
3PT%	3-9	33.3%
FT%	5-6	83.3%
GM FG%	17-60	28.3%
3PT%	7-27	25.9%
FT%	11-16	68.8%

Dead Ball Rebounds: 5

Biggest lead	PIT	UVA	Points from Turnovers	PIT	UVA	Period by Period Scoring					
						1st	2nd	3rd	4th	TOT	
Best Scoring Run	13(3 rd 6:17)	12(4 th 4:28)	Paint	34	14						
Lead Changes	4	4	Second Chance	9	4	PIT	15	8	24	9	56
Times Tied	1	1	Fast Breaks	8	13	UVA	13	13	6	20	52
Time with Lead	32:56	05:44	Bench	4	16	UVA	13	13	6	20	52



2023-24 BOX SCORES



Official Basketball Box Score - Final
Virginia at Virginia Tech
02/01/24 Cassell Coliseum, Blacksburg, Va.
2023-24 Women's Basketball

Game Time: 6:00 PM
Game Duration: 1:43
Attendance: 4,395

Officials: Denise Brooks, Meadow Overstreet, Tara Couze

Virginia - 83

Record: 10-11 (2-8)

NO. Name	Min	FG		3P		FT		Rebounds		Fouls		TP	AS	TO	ST	Blocks		+/-
		M-A	M-A	M-A	M-A	OR	DR	PF	FD	BS	BA							
33 Sam Brunelle	F 20:57	0-5	0-5	0-0	0-0	4-4	0-0	0-0	0-0	0-0	0-0	0-0	1	0	0	0	-16	
34 London Clarkson	F 20:01	1-2	0-0	1-2	0-0	1-1	1-1	3-1	3-0	0-0	0-0	0-0	1	0	0	1	-4	
0 Olivia McGhee	F 05:22	0-3	0-1	0-0	0-0	0-0	0-0	0-0	0-0	0-0	0-0	0-0	0	0	0	0	-6	
1 Paris Clark	G 28:10	6-13	1-3	5-8	0-0	8-8	2-6	18-0	0-1	1-0	2-11	1	1	0	2	-11		
21 Kymora Johnson	G 35:43	7:20	4-7	4-4	1-2	3-3	2-2	3-3	0-0	0-0	4-15	1	0	0	0	-7		
12 Edessa Noyan	G 29:25	3-5	0-0	3-3	2-1	3-3	2-3	9-0	0-0	1-0	0-7	1	0	0	0	-7		
4 Jillian Brown	G 28:15	3-7	0-0	0-0	0-0	4-4	1-0	6-1	2-2	0-0	0-1	0	0	0	0	1		
23 Alexia Smith	G 22:30	1-1	0-0	2-4	1-1	2-2	0-0	2-2	0-0	1-0	0-8	1	0	0	0	-8		
41 Taylor Lauterbach	G 02:49	0-0	0-0	0-0	0-0	0-0	0-0	0-0	0-0	0-0	0-3	0	0	0	0	3		
14 Kaydan Lawson	G 06:48	1-1	1-1	0-0	0-0	1-1	2-0	3-0	0-0	1-0	0-2	0	0	0	0	-2		
Team						4	1	5	0	0	1							
Totals		21-57	6-17	15-21	8	23	31	12	15	63	6	9	4	1	7	-13		

Technical Fouls:NONE

Shooting By Period		
1st FG%	7-19	36.8%
3PT%	2-6	33.3%
FT%	2-2	100%
2nd FG%	7-15	46.7%
3PT%	2-4	50.0%
FT%	7-7	100%
3rd FG%	2-14	14.3%
3PT%	1-5	20.0%
FT%	0-0	0%
4th FG%	5-9	55.6%
3PT%	1-2	50.0%
FT%	6-12	50%
GM FG%	21-57	36.8%
3PT%	6-17	35.3%
FT%	15-21	71.4%

Dead Ball Rebounds: 4, 1

Virginia Tech - 76

Record: 17-4 (8-2)

NO. Name	Min	FG		3P		FT		Rebounds		Fouls		TP	AS	TO	ST	Blocks		+/-
		M-A	M-A	M-A	M-A	OR	DR	PF	FD	BS	BA							
20 Olivia Summil	F 32:19	0-2	0-0	0-0	0-0	1-6	7-3	0-0	0-3	0-0	0-2	0-0	0	0	2	0	-11	
33 Elizabeth Kitley	C 40:00	15-25	0-0	3-4	6	12	18	1	5	33	0	3	0	3	0	13		
5 Georgia Amoreo	G 40:00	8-19	2-9	2-2	1	1	2	1	2	1	20	14	2	1	0	13		
11 Mattilda Ekh	G 35:56	5-12	3-10	0-0	1	1	2	2	1	13	1	0	2	1	0	17		
22 Cayla King	G 27:25	1-7	1-6	2-2	3	2	5	4	2	5	0	1	0	0	0	16		
1 Carleigh Wenzel	G 09:24	0-2	0-1	0-0	0-0	3-3	3-0	0-0	0-1	1-0	0-0	0-5	0	0	0	0		
13 Clara Strack	G 05:10	0-0	0-0	0-0	2	1	3	0	0	0-0	0-1	0	0	0	0	0		
10 Cansy Baker	G 09:31	2-5	1-4	0-0	1-2	3-3	1-1	5	1	5	1	0	0	0	0	0		
Team						2	2	4	0	0	0							
Totals		31-72	7-30	7-8	17	30	47	15	12	76	20	6	3	7	1	13		

Technical Fouls:NONE

Shooting By Period		
1st FG%	8-17	47.1%
3PT%	3-8	37.5%
FT%	2-2	100%
2nd FG%	11-21	52.4%
3PT%	3-9	33.3%
FT%	0-0	0%
3rd FG%	8-20	40.0%
3PT%	1-8	12.5%
FT%	0-0	0%
4th FG%	4-14	28.6%
3PT%	0-5	0.0%
FT%	5-6	83.3%
GM FG%	31-72	43.1%
3PT%	7-30	23.3%
FT%	7-8	87.5%

Dead Ball Rebounds: 1, 0

	Cavs		Hokies		Points from		Cavs/Hokies		Period by Period Scoring						
	Turnovers	2 (1st 8:54)	19 (4th 9:13)	8	6	1st	2nd	3rd	4th	TOT	1st	2nd	3rd	4th	TOT
Biggest lead	2	(1st 8:54)	19	(4th 9:13)	8	6									
Best Scoring Run	5	(1st 2:07)	8	(3rd 8:25)	24	28									
Lead Changes	1		10	19											
Times Tied	1		2	4											
Time with Lead	00:20		38:01												



Official Basketball Box Score - Final
Virginia at Boston College
02/09/24 Conte Forum, Boston
2023-24 Women's Basketball

Game Time: 6:00 PM
Game Duration: 1:27
Attendance: 756

Officials: Eric Brewton, Kevin Sparrock, Whitney Armstrong

Virginia - 73

Record: 11-12 (3-9)

NO. Name	Min	FG		3P		FT		Rebounds		Fouls		TP	AS	TO	ST	Blocks		+/-
		M-A	M-A	M-A	M-A	OR	DR	PF	FD	BS	BA							
12 Edessa Noyan	F 32:23	6-9	0-0	1-3	3	6	9	4	3	13	0	3	2	2	1	9		
33 Sam Brunelle	F 24:07	3-6	2-5	2-2	2	6	8	3	1	10	3	2	0	1	0	4		
1 Paris Clark	G 31:05	6-11	0-1	2-2	1	2	3	4	1	14	1	5	2	0	0	12		
4 Jillian Brown	G 17:40	0-3	0-0	0-0	2	3	5	1	0	1	3	0	0	0	0	1		
21 Kymora Johnson	G 31:43	3-6	0-1	4-4	0	3	3	1	5	10	4	4	1	0	0	-5		
0 Olivia McGhee	G 12:15	3-5	0-2	0-0	0	2	2	4	0	6	0	0	0	1	0	7		
23 Alexia Smith	G 01:47	0-0	0-0	2-2	0	0	0	0	1	2	0	0	0	0	0	-4		
14 Kaydan Lawson	G 19:29	0-3	0-2	2-2	1	2	3	3	1	2	1	3	2	1	0	-4		
5 Yontia Vaughn	G 29:30	6-13	2-2	2-2	0	3	3	1	2	16	3	2	0	0	0	18		
41 Taylor Lauterbach	G 00:02	0-0	0-0	0-0	0	0	0	0	0	0	0	0	0	0	0	-2		
Team						1	4	5	0	0								
Totals		27-55	4-13	15-17	10	31	41	23	15	73	13	24	7	5	3	7		

Technical Fouls:NONE

Shooting By Period		
1st FG%	6-10	60.0%
3PT%	0-3	0.0%
FT%	4-4	100%
2nd FG%	8-15	53.3%
3PT%	2-4	50.0%
FT%	0-0	0%
3rd FG%	6-14	42.9%
3PT%	1-3	33.3%
FT%	7-8	87.5%
4th FG%	7-16	43.8%
3PT%	1-3	33.3%
FT%	4-5	80%
GM FG%	27-55	49.1%
3PT%	4-13	30.8%
FT%	15-17	88.2%

Dead Ball Rebounds: 1, 0

Boston College - 66

Record: 11-14 (3-9)

NO. Name	Min	FG		3P		FT		Rebounds		Fouls		TP	AS	TO	ST	Blocks		+/-
		M-A	M-A	M-A	M-A	OR	DR	PF	FD	BS	BA							
32 Teya Skiberry	F 26:18	0-5	0-2	4-4	0	3	3	2	3	4	2	1	3	1	0	-3		
2 Kaylah Ivey	G 31:56	2-6	1-3	1-2	0	0	0	4	2	6	0	1	2	0	0	-6		
21 Andras Daley	G 34:52	4-12	0-1	10-11	5	3	6	2	7	18	2	3	3	0	0	-5		
24 Dontavia Waggoner	G 33:23	5-18	0-0	2-4	4	4	8	3	5	12	4	2	3	0	0	-5		
30 Tyana Todd	G 36:20	4-11	1-4	3-5	2	4	6	1	3	12	3	2	1	0	0	-8		
4 JoJo Lacey	G 26:32	5-9	2-2	2-2	1	2	3	2	3	14	2	2	1	0	0	-3		
1 Jakayla Thompson	G 08:04	0-2	0-0	0-0	0	1	1	0	0	2	2	1	0	1	0	-1		
16 Lili Krasovec	G 01:00	0-0	0-0	0-0	0	0	0	0	0	0	0	0	1	0	0	-2		
14 Kayla Lezama	G 01:05	0-1	0-0	0-0	0	0	0	0	0	0	0	0	0	0	0	-2		
Team						2	2	4	0	0	1							
Totals		20-64	4-12	22-28	14	19	33	15	23	66	15	15	3	5	-7			

Technical Fouls:NONE

Shooting By Period		
1st FG%	7-16	43.8%
3PT%	1-3	33.3%
FT%	3-3	100%
2nd FG%	4-14	28.6%
FT%	9-11	81.8%
3rd FG%	6-11	54.5%
3PT%	1-4	25.0%
FT%	8-10	80%
4th FG%	5-17	29.4%
3PT%	0-2	0.0%
FT%	2-4	50%
GM FG%	20-64	31.3%
3PT%	4-12	33.3%
FT%	22-28	78.6%

Dead Ball Rebounds: 5, 0

	UVA		BCE		Points from		UVA/BCE		Period by Period Scoring							
	Turnovers	7 (4th 5:01)	10 (1st 3:15)	16	28	1st	2nd	3rd	4th	TOT	UVA	16	18	20	19	73
Best Scoring Run	12	(2nd 9:24)	7	(1st 4:43)	38	26										
Lead Changes	11		7	12												
Times Tied	7		10	8												
Time with Lead	10:58		25:07													



Official Basketball Box Score - Final
Clemson at Virginia
02/04/24 John Paul Jones Arena, Charleston
2023-24 Women's Basketball

Game Time: 6:00 PM
Game Duration: 1:57
Attendance: 4,899

Officials: Bruce Morris, Ryan Durham, Alexis Perez



Clemson - 75

Record: 11-12 (4-7)

NO. Name	Min	FG		3P		FT		Rebounds		Fouls		TP	AS	TO	ST	Blocks		+/-
		M-A	M-A	M-A	M-A	OR	DR	PF	FD	BS	BA							
3 Makayla Elmore	F 30:17	2-4	0-0	0-0	0-0	2-4	6-3	2-2	4-1	2-2	2-0	0	0	2	0	7		
5 Amani Robinson	F 37:51	7-13	1-3	4-4	4	4	8	2	3	19	2	5	0	0	3	4		
0 Maizhenz Kramer	G 21:21	4-9	3-6	2-2	3	0	0	2	2	3	1	0	1	0	0	18		
1 Dayshante Harris	G 34:28	6-13	0-3	11-16	3	5	8	2	15	28	9	4	2	1	0	7		
22 Ruby Whitehorn	G 33:10	4-10	0-1	1-2	3	6	9	3	2	9	2	2	2	0	0	-7		
21 Eno Inyang	G 10:18	0-0	0-0	0-0	0	1	1	2	0	0	0	0	0	0	0	3		
30 Madi Ott	G 14:18	1-3	1-2	0-0	0	1	0	0	0	3	0	0	0	0	0	-2		
34 Amani Freeman	G 02:39	0-1	0-0	1-2	0	0	0	1	1	1	1	0	0	0	0	-3		
2 Nya Valentine</																		

2023-24 BOX SCORES

Official Basketball Box Score - Final

Syracuse at Virginia

02/19/24 John Paul Jones Arena, Charlottesville
Virginia vs #19 Syracuse Women's Basketball NCAAWS Day

Game Time: 2:00 PM

Game Duration: 1:58

Attendance: 6,619

Officials: Tara Oros, Karon Probst, Mark Berger

Syracuse - 85

Record: 22-4 (12-3)

NO. Name	Min	FG	3P	FT	Rebounds	Fouls	TP	AS	TO	ST	Blocks	BS	BA	+/-
21 Santana Wilson	F 10:47	6-1	0-0	0-0	2	2	2	1	0	1	0	0	0	-4
22 Kyra Wood	F 24:28	4-7	0-0	1-2	5	1	6	1	1	9	2	2	0	1
2 Dyaisha Fair	G 40:00	13-23	5-10	2-3	0	4	4	0	7	33	5	3	0	2
5 Georgina Woolley	G 37:25	7-13	4-6	8-8	0	3	3	1	5	26	5	3	0	0
25 Aaina Rice	G 38:00	3-7	2-3	2-4	2	7	9	1	3	10	2	2	0	0
23 Alyssa Latham	G 22:30	0-2	0-0	2-2	2	3	5	4	4	2	2	1	0	1
34 Izabel Varejko	16:35	2-2	1-1	0-0	0	3	2	1	5	1	2	0	0	0
4 Sophie Burrows	10:00	0-1	0-0	0-0	0	2	2	2	0	0	1	1	0	0
Team					0	1	0	0	1					
Totals	29:56	12:20	15:19	9	26	35	13	22	85	19	16	6	2	5

Technical Fouls: NONE

Shooting By Period

1st FG%	2nd FG%	3rd FG%	4th FG%	FT%	GM FG%
9-15 60.0%	4-7 57.1%	3-6 50.0%	6-13 46.2%	5-9 55.6%	6-13 46.2%
3PT% 4-7 57.1%	FT% 2-2 100%	3PT% 1-3 33.3%	FT% 6-6 100%	GM FG% 29-56 51.8%	3PT% 12-20 60.0%
FT% 18-19 94.7%	FT% 16-18 88.9%	FT% 16-19 84.2%	FT% 15-18 83.3%		

Dead Ball Rebounds: 3, 0

Virginia - 79

Record: 12-13 (4-10)

NO. Name	Min	FG	3P	FT	Rebounds	Fouls	TP	AS	TO	ST	Blocks	BS	BA	+/-
20 Camryn Taylor	F 30:22	9-15	0-0	2-2	6	2	8	3	4	20	2	0	1	0
33 Sam Brunelle	F 20:04	3-9	2-7	2-2	0	3	3	1	10	5	0	0	2	0
0 Olivia McGhee	G 24:05	1-6	0-3	0-0	1	2	1	0	2	2	1	0	1	0
1 Paris Clark	G 27:16	7-11	0-1	2-2	3	4	7	5	3	16	4	1	1	2
21 Kymora Johnson	G 36:32	5-18	3-9	2-2	0	4	4	3	15	10	6	5	0	0
12 Edessa Noyan	09:01	2-3	0-0	0-0	2	2	3	1	4	1	0	1	0	-2
23 Alexia Smith	14:00	0-0	0-0	1-2	2	3	1	1	1	0	2	0	0	-20
4 Jillian Brown	10:51	-2	1-1	0-0	0	0	2	0	3	0	1	0	0	0
34 London Clarkson	12:33	0-3	0-0	2-2	1	0	1	2	2	2	2	0	0	0
32 Cindy Paisley	07:16	2-3	2-3	0-0	0	0	0	1	0	6	1	0	0	-4
Team					2	2	4	0	0	0				
Totals	30:70	8:24	11:12	15	19	34	22	13	79	27	12	10	5	2

Technical Fouls: NONE

Shooting By Period

1st FG%	2nd FG%	3rd FG%	4th FG%	FT%	GM FG%
5-15 33.3%	3-7 42.9%	6-15 40.0%	9-19 47.4%	1-2 50.0%	30-70 42.9%
3PT% 1-3 33.3%	FT% 4-4 100%	3PT% 1-3 33.3%	FT% 4-4 100%	GM FG% 30-70 42.9%	3PT% 9-24 33.3%
FT% 14-20 70.0%	FT% 11-12 91.7%	FT% 11-12 91.7%	FT% 11-12 91.7%		

Dead Ball Rebounds: 0, 0

Syracuse

Virginia

UVA

Biggest lead 18 (2nd 3:14) 0 (1st 10:00)

Best Scoring Run 8 (1st 8:07) 9 (3rd 6:17)

Lead Changes 0

Times Tied 0

Time with Lead 39:09 00:00

Points from

Turnovers 13 17

Paint 22 34

Second Chance 12 12

Fast Breaks 16 10

Bench 7 16

Period by Period Scoring

1st 2nd 3rd 4th TOT

Syracuse 21 21 19 85

Virginia 18 23 28 79

Official Basketball Box Score - Final

Miami (FL) at Virginia

02/22/24 John Paul Jones Arena, Charlottesville
Virginia vs Miami (FL) Women's Basketball

Game Time: 7:00 PM

Game Duration: 1:50

Attendance: 3,968

Officials: Maj Forsberg, Jeffrey Smith, Ashley Goodie

Miami (FL) - 60

Record: 16-10 (6-9)

NO. Name	Min	FG	3P	FT	Rebounds	Fouls	TP	AS	TO	ST	Blocks	BS	BA	+/-
32 Lazaria Spearman	F 24:25	2-6	0-0	0-0	0	2	3	5	2	2	3	0	0	-6
35 Latachia Lathimore	F 28:17	5-8	0-0	0-0	5	1	8	3	0	10	2	0	1	3
5 Jaida Patrick	G 38:29	3-10	0-3	2-2	2	3	5	0	1	8	1	2	0	0
21 Ally Stedman	G 10:00	0-0	0-0	0-0	0	1	1	2	1	0	0	0	0	-7
30 Shayeanne Day-Wilson	G 40:00	4-14	1-6	2-2	0	3	3	2	11	4	3	1	0	-17
44 Kylie Oldacre	23:05	7-9	0-0	0-0	3	3	6	4	2	14	0	1	1	2
4 Jasmynne Roberts	30:00	4-12	1-6	4-6	1	2	2	4	13	3	0	1	0	-10
12 Ja'Leah Williams	07:48	0-1	0-0	0-0	0	0	0	0	0	0	0	0	0	-3
13 Lashae Dwyer	00:56	0-1	0-0	0-0	0	0	0	0	0	0	0	0	0	-1
Team					4	2	6	0	0	0				
Totals	25:56	2:16	8:10	17	20	37	16	12	60	12	13	3	2	0

Technical Fouls: NONE

Shooting By Period

1st FG%	2nd FG%	3rd FG%	4th FG%	FT%	GM FG%
7-16 43.8%	1-4 25.0%	3-11 27.3%	4-14 28.6%	1-2 50.0%	25-66 37.9%
3PT% 0-0 0%	3PT% 0-0 0%	3PT% 2-6 33.3%	3PT% 1-2 50.0%	FT% 2-16 12.5%	FT% 8-10 80.0%
FT% 1-2 50%	FT% 3-3 100%	FT% 1-2 50%	FT% 2-3 66.7%		

Dead Ball Rebounds: 1, 0

Virginia - 77

Record: 13-13 (5-10)

NO. Name	Min	FG	3P	FT	Rebounds	Fouls	TP	AS	TO	ST	Blocks	BS	BA	+/-
20 Camryn Taylor	F 29:44	8-12	0-2	2-4	5	6	11	2	7	18	1	5	3	2
33 Sam Brunelle	F 20:49	0-4	0-3	2-2	2	4	6	0	1	2	2	1	1	3
1 Paris Clark	G 26:11	2-10	1-4	2-4	2	3	5	1	2	7	3	2	0	1
21 Kymora Johnson	G 35:58	8-17	5-9	0-0	1	3	4	1	1	21	4	4	3	0
23 Alexia Smith	G 35:00	4-6	2-3	2-2	2	2	3	2	2	12	8	0	1	0
4 Jillian Brown	15:37	-4	-3	0-0	0	0	0	2	0	2	0	1	0	-6
12 Edessa Noyan	07:51	1-1	1-1	0-0	2	2	2	2	0	3	1	1	0	0
14 Kaydan Lawson	03:50	0-0	0-0	0-0	0	0	0	0	0	1	0	0	1	0
34 London Clarkson	17:40	1-3	0-0	2-2	2	2	4	2	3	4	0	1	0	0
0 Olivia McGhee	03:24	0-1	0-1	0-0	1	1	0	0	0	0	0	0	0	2
41 Taylor Lauterbach	03:56	0-2	0-1	0-0	0	2	2	0	0	0	0	0	1	-1
Team					2	2	4	0	0	0				
Totals	28:63	11:25	10:14	17	25	42	16	77	22	15	9	10	2	17

Technical Fouls: NONE

Shooting By Period

1st FG%	2nd FG%	3rd FG%	4th FG%	FT%	GM FG%
8-17 47.1%	4-8 50.0%	2-2 100%	9-15 60.0%	3-4 75.0%	28-63 44.4%
3PT% 0-0 0%	3PT% 3-4 75.0%	3PT% 3-4 75.0%	3PT% 4-14 28.6%	FT% 2-8 25.0%	FT% 2-5 40.0%
FT% 3-6 50%	FT% 3-6 50%	FT% 3-6 50%	FT% 3-6 50%		

Dead Ball Rebounds: 2, 0

Biggest lead

0 (1st 10:00) 18 (3rd 6:37)

Best Scoring Run 11 (3rd 2:02) 14 (4th 0:06)

Lead Changes 0

Times Tied 1

Time with Lead 00:00 38:46

Points from

MIA UVA

Turnovers 16 21

Paint 38 16

Second Chance 12 16

Fast Breaks 4 6

Bench 27 17

Period by Period Scoring

1st 2nd 3rd 4th TOT

MIA 15 17 15 13 60

UVA 22 24 12 19 77

Official Basketball Box Score - Final

Virginia at Louisville

02/25/24 KYC Yum Center, Louisville
2023-24 Women's Basketball

Game Time: 12:06 PM

Game Duration: 1:58

Attendance: 10,305

Officials: Ed Sidisky, Koyette Apeniz, Ashley Goss

Virginia - 73

Record: 14-13 (6-10)

NO. Name	Min	FG	3P	FT	Rebounds	Fouls	TP	AS	TO	ST	Blocks	BS	BA	+/-
2 Camryn Taylor	F 24:56	9-14	1-1	3-6	4	1	5	4	6	22	1	2	0	0
33 Sam Brunelle	F 27:56	1-6	0-4	2-2	0	2	2	1	0	4	1	1	0	0
1 Paris Clark	G 37:01	5-12	0-1	2-2	2	6	8	2	1	12	2	0	0	1
21 Kymora Johnson	G 34:31	6-15	3-8	3-6	0	6	6							

2023-24 BOX SCORES



Official Basketball Box Score - Final
Virginia Tech at Virginia
 03/03/24 John Paul Jones Arena, Charlottesville
 Virginia vs No. 5 Virginia Tech Women's Basketball

Game Time: 6:00 PM
 Game Duration: 1:56
 Attendance: 11,975

Officials: Eric Brewton, Teresa Stuck, Toni Palillo

Virginia Tech - 75

Record: 23-6 (14-4)

NO.	Name	Min	FG			3P			FT			Rebounds		Fouls		TP	AS	TO	ST	Blocks			+/-												
			M-A	M-A	M-A	M-A	M-A	M-A	M-A	OR	DR	TOT	PF	FD	BS					BA	BA														
20	Olivia Summiel	F 26:07	0-4	0-3	0-0	2	2	4	2	1	0	4	1	1	1	1	1	0	0	0	0	0	-12												
33	Elizabeth Killey	C 22:20	9-11	0-0	2-3	1	8	9	1	7	20	1	3	0	4	0	3	0	0	0	0	0	3												
5	Georgia Amcoore	G 40:00	13-26	8-15	5-7	1	1	2	2	6	39	4	4	2	0	0	0	0	0	0	0	0	-5												
11	Mattilda Ekin	G 30:28	0-2	0-2	0-0	2	4	6	3	0	0	3	4	1	2	0	0	0	0	0	0	0	-3												
22	Cayla King	G 22:10	1-7	1-6	0-0	0	1	1	4	0	3	1	1	1	0	0	0	0	0	0	0	0	12												
1	Carleigh Wenzel	G 11:52	1-1	0-0	0-0	1	0	1	2	1	2	1	2	1	2	1	0	0	0	0	0	0	-4												
10	Carys Baker	25:41	1-5	1-5	0-0	2	1	3	2	0	3	4	0	0	0	0	0	0	0	0	0	0	-9												
13	Clara Strack	21:22	3-5	0-0	2-3	2	6	8	5	1	8	1	2	0	3	0	0	0	0	0	0	0	-7												
Team						1			3			4		0		0		0		0		0													
Totals			28-61			10-31			9-13			12		26		38		21		16		75		19		17		6		10		0		-5	

Technical Fouls: NONE

Shooting By Period		
1 st FG%	6-17	35.3%
3PT%	2-7	28.6%
FT%	2-3	66.7%
2 nd FG%	5-11	45.5%
3PT%	2-8	25.0%
FT%	1-2	50%
3 rd FG%	9-15	60.0%
3PT%	2-5	40.0%
FT%	5-7	71.4%
4 th FG%	8-18	44.4%
3PT%	4-11	36.4%
FT%	1-1	100%
GM FG%	28-61	45.9%
3PT%	10-31	32.3%
FT%	9-13	69.2%

Dead Ball Rebounds: 2, 0

Virginia - 80

Record: 15-14 (7-11)

NO.	Name	Min	FG			3P			FT			Rebounds		Fouls		TP	AS	TO	ST	Blocks			+/-										
			M-A	M-A	M-A	M-A	M-A	M-A	M-A	OR	DR	TOT	PF	FD	BS					BA	BA												
20	Camryn Taylor	F 30:31	5-15	0-1	7-8	5	2	7	3	6	17	0	1	2	0	4	6	0	0	0	0	0	6										
33	Sam Brunelle	F 17:34	1-2	0-0	2-2	0	1	1	3	1	4	1	0	0	0	0	1	3	0	0	0	1	3										
1	Paris Clark	G 29:31	4-12	1-2	7-7	3	3	6	0	7	16	4	2	2	0	2	12	0	0	0	0	0	12										
14	Kaydan Lawson	G 23:08	0-2	0-2	2-6	2	2	4	2	3	2	0	0	1	0	0	10	0	0	0	0	0	10										
21	Kymora Johnson	G 37:50	8-17	3-6	2-2	0	4	4	2	2	21	8	0	2	0	1	13	0	0	0	0	0	13										
23	Alexia Smith	16:15	2-3	0-1	0-0	0	2	2	1	0	4	1	1	0	0	0	5	0	0	0	0	0	5										
34	London Clarkson	21:32	3-4	0-0	0-2	1	4	5	3	1	6	1	0	0	0	1	9	0	0	0	0	0	9										
12	Edessa Noyan	08:11	1-3	0-2	0-0	0	0	0	1	0	2	0	0	0	0	0	0	0	0	0	0	0	-1										
4	Jillian Brown	11:30	2-4	2-3	2-2	0	2	2	0	1	8	0	4	1	0	1	9	0	0	0	0	0	-9										
0	Olivia McGhee	02:10	0-0	0-0	0-0	0	0	0	0	0	0	0	0	0	0	0	0	0	0	0	0	0	-8										
41	Taylor Lauterbach	01:48	0-0	0-0	0-0	0	0	0	1	0	0	0	0	0	0	0	0	0	0	0	0	0	-5										
Team						1			3			4		0		0		0		0		0		0		0		0					
Totals			26-62			6-17			22-29			12		23		35		16		21		80		15		8		0		10		5	

Technical Fouls: NONE

Dead Ball Rebounds: 5, 0

Biggest lead	VAT		UVA		Points from Turnovers	VAT		UVA		Period by Period Scoring				
	6 (2 nd 7:57)	7 (1 st 6:04)	6 (1 st 6:04)	7 (1 st 6:04)		13	21	1st	2nd	3rd	4th	TOT		
Best Scoring Run	12 (2 nd 7:57)		7 (1 st 6:04)		Paint	24	34	VAT	16	13	25	21	75	
Lead Changes	11				Second Chance	12	19	UVA	17	22	24	80		
Times Tied	10				Fast Breaks	6	10							
Time with Lead	10:05		24:59		Bench	13	20							

Game Notes: Highest attendance for a WBB game in the history of the state of Virginia. ♦



NCAA STATISTICAL LEADERS

Virginia - 2023-24 Women's Basketball Ranking Summary thru games 03/04/2024

Statistic	National Rank	Conference Rank	Value	National Leader	Value	Conference Leader	Value
Assist/Turnover Ratio (349 ranked)	62	6	1.06	Green Bay	1.73	Virginia Tech	1.37
Assists Per Game (349 ranked)	46	3	15.8	Iowa	21.5	Virginia Tech	17.1
Bench Points Per Game (349 ranked)	44	3	23.1	Murray St.	36.7	Miami (FL)	25.2
Blocks Per Game (349 ranked)	32	5	4.6	South Carolina	8.1	Duke	6.0
Field Goal Percentage (349 ranked)	196	13	40.0	Indiana	51.6	Virginia Tech	46.0
Field Goal Percentage Defense (349 ranked)	162	8	40.0	South Carolina	31.4	NC State	36.0
Fouls Per Game (349 ranked)	308	15	19.2	Dartmouth	10.5	NC State	12.7
Free Throw Attempts Per Game (349 ranked)	98	7	18.10	LSU	27.00	Louisville	20.00
Free Throw Percentage (349 ranked)	25	2	77.3	Creighton	81.7	Virginia Tech	77.6
Free Throws Made Per Game (349 ranked)	51	5	14.00	LSU	20.03	Louisville	15.06
Rebound Margin (349 ranked)	86	7	3.8	Stanford	14.6	Virginia Tech	8.2
Rebounds (Defensive) Per Game (349 ranked)	49	5	27.7	South Carolina	32.8	NC State	31.5
Rebounds (Offensive) Per Game (349 ranked)	34	2	14.1	Ga. Southern	17.7	Syracuse	16.4
Rebounds Per Game (349 ranked)	19	3	41.79	Troy	47.76	NC State	43.30
Scoring Defense (349 ranked)	282	12	69.7	UAlbany	51.2	Duke	57.9
Scoring Margin (349 ranked)	137	10	3.7	South Carolina	32.2	Notre Dame	18.9
Scoring Offense (349 ranked)	57	7	73.4	Iowa	92.7	Florida St.	80.1
Steals Per Game (349 ranked)	132	7	8.1	Niagara	15.1	Boston College	11.8
Three Point Attempts Per Game (349 ranked)	78	3	22.0	Marshall	31.6	Virginia Tech	25.8
Three Point Percentage (349 ranked)	151	10	31.3	Indiana	40.5	Virginia Tech	35.6
Three Point Percentage Defense (349 ranked)	149	6	30.3	VCU	23.5	Notre Dame	27.5
Three Pointers Per Game (349 ranked)	94	5	6.9	Iowa	11.1	Virginia Tech	9.2
Turnover Margin (349 ranked)	170	10	0.41	West Virginia	8.97	Boston College	4.84
Turnovers Forced Per Game (349 ranked)	204	9	15.24	Niagara	27.34	Boston College	20.74
Turnovers Per Game (349 ranked)	118	8	14.8	Colorado St.	9.0	Florida St.	11.7
Winning Percentage (348 ranked)	168	11	51.7	South Carolina	100.0	NC State	83.3

Statistic	Player	National Rank	Conference Rank	Value	National Leader	Value	Conference Leader	Value
Assist/Turnover Ratio (250 ranked)	Kymora Johnson	82	4	1.87	Kiara Jackson, UNLV	3.10	Kaylah Ivey, Boston College	3.00
Assists (146 ranked)	Kymora Johnson	24	4	157	Caitlin Clark, Iowa	260	Georgia Amoore, Virginia Tech	204
Assists Per Game (250 ranked)	Kymora Johnson	26	4	5.4	Caitlin Clark, Iowa	8.7	Georgia Amoore, Virginia Tech	7.3
Blocks (149 ranked)					Cameron Brink, Stanford	100	Makayla Timpson, Florida St.	81
Blocks Per Game (250 ranked)	Camryn Taylor	244	17	0.92	Cameron Brink, Stanford	3.57	Makayla Timpson, Florida St.	2.70
Double Doubles (44 ranked)					Lauren Gustin, BYU	29	Elizabeth Kitley, Virginia Tech	19
Field Goal Attempts (149 ranked)	Kymora Johnson	74	9	404	Caitlin Clark, Iowa	681	Dyaisha Fair, Syracuse	543
Field Goal Percentage (250 ranked)	Camryn Taylor	106	7	47.5	Mackenzie Holmes, Indiana	67.0	Makayla Timpson, Florida St.	57.7
	Kymora Johnson	208	15	41.8				
Field Goals (149 ranked)	Kymora Johnson	112	11	169	Caitlin Clark, Iowa	317	Elizabeth Kitley, Virginia Tech	278
Free Throw Attempts (148 ranked)					Deja Kelly, North Carolina	220	Deja Kelly, North Carolina	220
Free Throw Percentage (250 ranked)	Camryn Taylor	70	4	84.0	Maya McDermott, UNI	95.8	Kiki Jefferson, Louisville	89.6
Free Throws (144 ranked)					JuJu Watkins, Southern California	182	Hannah Hidalgo, Notre Dame	156
							Deja Kelly, North Carolina	156
Minutes Per Game (150 ranked)					Benthe Versteeg, Sacramento St.	38.35	Dyaisha Fair, Syracuse	37.24
Points (198 ranked)	Kymora Johnson	118	11	452	Caitlin Clark, Iowa	968	Hannah Hidalgo, Notre Dame	689
Points Per Game (250 ranked)	Kymora Johnson	132	11	15.6	Caitlin Clark, Iowa	32.3	Hannah Hidalgo, Notre Dame	23.8
	Camryn Taylor	184	13	14.8				
Rebounds (150 ranked)					Lauren Gustin, BYU	476	Elizabeth Kitley, Virginia Tech	330
Rebounds (Defensive) Per Game (30 ranked)					Lauren Gustin, BYU	10.3	Elizabeth Kitley, Virginia Tech	8.0
Rebounds (Offensive) Per Game (29 ranked)					Angel Reese, LSU	5.6		
Rebounds Per Game (250 ranked)					Lauren Gustin, BYU	15.4	Elizabeth Kitley, Virginia Tech	11.4
Steals (139 ranked)	Kymora Johnson	134	8	54	Hannah Hidalgo, Notre Dame	141	Hannah Hidalgo, Notre Dame	141
Steals Per Game (248 ranked)	Kymora Johnson	150	8	1.86	Hannah Hidalgo, Notre Dame	4.86	Hannah Hidalgo, Notre Dame	4.86
Three Point Attempts (150 ranked)	Kymora Johnson	97	7	174	Caitlin Clark, Iowa	412	Dyaisha Fair, Syracuse	277
Three Point Percentage (153 ranked)					Te-Hina Paopao, South Carolina	48.6	Matilda Ekh, Virginia Tech	40.1
Three Pointers (145 ranked)					Caitlin Clark, Iowa	162	Dyaisha Fair, Syracuse	105
Three Pointers Per Game (246 ranked)	Kymora Johnson	180	8	1.93	Caitlin Clark, Iowa	5.40	Dyaisha Fair, Syracuse	3.62
Triple Doubles (7 ranked)					Caitlin Clark, Iowa	6	Zoe Brooks, NC State	1
							Alyssa Ustby, North Carolina	1
							Hannah Hidalgo, Notre Dame	1



0 OLIVIA MCGHEE

Freshman • Guard • 6-2
 Louisa, Va. • IMG Academy

2023-24

- Scored a season-high 22 points on 9-of-15 shooting in 87-79 win at Wake Forest (2/11)
- Tied her then-season high of 14 points against Wofford (12/16) and No. 19 Notre Dame (1/18)
- Recorded three straight double-digit scoring games against No. 20 North Carolina (1/14), No. 19 Notre Dame (1/18) and No. 15 Florida State (1/21)
- Scored 14 points and tallied five rebounds against No. 25 Oklahoma (11/19)

HIGH SCHOOL

- Ranked No. 45 in the 2023 espnW HoopGurlz recruit rankings
- Four-star recruit
- McDonald's All-America nominee
- Played three years at Louisa County High before transferring to IMG Academy in Florida for her senior season
- Led Louisa County to the program's first Class 4 State Championship her sophomore season, averaging 22.8 points and 11.5 rebounds per game

CAREER STATISTICS

MCGHEE, Olivia

SEASON	TEAM	GP-GS	MIN/AVG	Field Goals		3-Point		F-Throws		Rebounds				Scoring						
				FG-FGA	FG%	3FG-3FGA	3FG%	FT-FTA	FT%	OFF	DEF	TOT	AVG	PF-FO	A	TO	BLK	STL	PTS	AVG
2023-24	UVa	29-8	429/14.8	63-163	.387	23-79	.291	20-23	.870	19	39	58	2.0	25-0	11	27	7	17	169	5.8
TOTAL		29-8	429/14.8	63-163	.387	23-79	.291	20-23	.870	19	39	58	2.0	25-0	11	27	7	17	169	5.8

Single Game Highs

Statistic	Value
Points	22 at Wake Forest 02/11/24
Rebounds	7 vs UMES 11/08/23
Assists	2 vs Tulane 11/24/23, vs Syracuse 02/18/24
Steals	2 6 times
Blocks	2 vs UMES 11/08/23
FG Made	9 at Wake Forest 02/11/24
FG Attempts	15 vs Oklahoma 11/19/23, vs Wofford 12/16/23, at Wake Forest 02/11/24
3FG Made	3 at Wake Forest 02/11/24
3FG Attempts	8 at Wake Forest 02/11/24
FT Made	3 vs NC State 12/31/23
FT Attempts	4 vs NC State 12/31/23

2023-24 GAME-BY-GAME STATISTICS

#0 MCGHEE, Olivia

Opponent	Date	GS	MIN	Total		3-Pointers		Free throws		Rebounds				PF				PTS	AVG	
				FG-FGA	PCT	3FG-3FGA	PCT	FT-FTA	PCT	OFF	DEF	TOT	AVG	PF	A	TO	BLK			STL
UMES	11/08/2023		24:19	4-8	.500	2-4	.500	2-3	.667	1	6	7	7.0	1	0	2	2	0	12	12.0
Campbell	11/12/2023		20:23	1-3	.333	1-2	.500	2-2	1.000	1	1	2	4.5	1	0	2	0	2	5	8.5
William & Mary	11/15/2023		13:26	3-6	.500	2-3	.667	2-2	1.000	1	0	1	3.3	0	0	1	0	2	10	9.0
Oklahoma	11/19/2023		26:32	6-15	.400	0-5	.000	2-2	1.000	1	4	5	3.8	3	0	1	1	1	14	10.3
vs Tulane	11/24/2023	*	15:07	3-10	.300	1-5	.200	2-2	1.000	3	3	6	4.2	0	2	1	0	0	9	10.0
vs LSU	11/25/2023		04:40	0-2	.000	0-1	.000	0-0	.000	0	1	1	3.7	1	0	1	0	0	0	8.3
Missouri	11/30/2023		03:46	0-2	.000	0-2	.000	0-0	.000	0	0	0	3.1	1	0	1	0	0	0	7.1
at La Salle	12/03/2023		08:49	1-1	1.000	0-0	.000	0-0	.000	0	0	0	2.8	1	0	0	0	0	2	6.5
Rider	12/06/2023		07:15	2-4	.500	1-3	.333	0-0	.000	0	0	0	2.4	0	0	0	0	0	5	6.3
Wofford	12/16/2023		25:40	6-15	.400	2-6	.333	0-0	.000	1	2	3	2.5	1	0	1	0	1	14	7.1
Fordham	12/21/2023		17:15	2-8	.250	1-5	.200	0-0	.000	0	2	2	2.5	0	1	1	0	2	5	6.9
NC State	12/31/2023		18:09	3-4	.750	2-2	1.000	3-4	.750	1	0	1	2.3	2	0	1	0	2	11	7.3
at Georgia Tech	01/04/2024		04:20	0-1	.000	0-1	.000	0-0	.000	0	1	1	2.2	0	0	1	0	0	0	6.7
Duke	01/07/2024		05:12	0-3	.000	0-1	.000	0-0	.000	0	1	1	2.1	0	0	0	0	1	0	6.2
at NC State	01/11/2024		22:25	3-10	.300	1-4	.250	2-2	1.000	2	2	4	2.3	1	0	4	0	1	9	6.4
at North Carolina	01/14/2024		21:36	4-7	.571	2-4	.500	2-3	.667	1	3	4	2.4	1	1	2	0	0	12	6.8
Notre Dame	01/18/2024	*	29:19	5-10	.500	2-4	.500	2-2	1.000	0	2	2	2.4	4	1	1	0	2	14	7.2
at Florida St.	01/21/2024	*	24:26	5-10	.500	2-5	.400	0-0	.000	0	2	2	2.3	2	1	1	0	0	12	7.4
Pittsburgh	01/25/2024	*	21:59	2-9	.222	1-4	.250	0-0	.000	2	1	3	2.4	0	1	1	0	0	5	7.3
North Carolina	01/28/2024	*	11:24	0-1	.000	0-0	.000	0-0	.000	0	1	1	2.3	0	0	1	1	0	0	7.0
at Virginia Tech	02/01/2024	*	05:22	0-3	.000	0-1	.000	0-0	.000	0	0	0	2.2	0	0	0	0	0	0	6.6
Clemson	02/04/2024		09:23	0-1	.000	0-1	.000	0-0	.000	1	0	1	2.1	1	1	1	0	0	0	6.3
at Boston College	02/08/2024		12:15	3-5	.600	0-2	.000	0-0	.000	0	2	2	2.1	4	0	0	1	0	6	6.3
at Wake Forest	02/11/2024	*	33:22	9-15	.600	3-8	.375	1-1	1.000	3	2	5	2.3	0	0	2	0	1	22	7.0
Syracuse	02/18/2024	*	24:05	1-6	.167	0-3	.000	0-0	.000	1	1	2	2.2	1	2	1	1	0	2	6.8
Miami (FL)	02/22/2024		03:24	0-1	.000	0-1	.000	0-0	.000	0	1	1	2.2	0	1	0	0	0	0	6.5
at Louisville	02/25/2024		02:59	0-1	.000	0-1	.000	0-0	.000	0	0	0	2.1	0	0	0	0	0	0	6.3
at Duke	02/29/2024		09:53	0-2	.000	0-1	.000	0-0	.000	0	1	1	2.1	0	0	0	1	2	0	6.0
Virginia Tech	03/03/2024		02:10	0-0	.000	0-0	.000	0-0	.000	0	0	0	2.0	0	0	0	0	0	0	5.8
Totals		8	428:54	63-163	.387	23-79	.291	20-23	.870	19	39	58	2.0	25	11	27	7	17	169	5.8

Player Averages

Games Played	Minutes/game	Points/game	FG Pct	3FG Pct	FT Pct	Rebounds/game	Assists/game	Turnovers/game	Assist/Turnover ratio	Steals/game	Blocks/game
29	14.8	5.8	38.7	29.1	87.0	2.0	0.4	0.9	0.4	0.6	0.2



1 Paris Clark

Sophomore • Guard • 5-8
Bronx, N.Y. • Long Island Lutheran • Arizona

2023-24

- Scored 14 points and tallied five steals in win over No. 20 North Carolina
- Recorded her first career double-double with 13 points and a career-high 12 rebounds at Georgia Tech (1/4)
- Tied for a team-best 14 points against Wofford (12/16)
- Scored a career-high 19 points, including 15 in the first half, against No. 7 LSU (11/25)
- Ranked the No. 33 incoming transfer according to ESPN

2022-23 (at Arizona)

- Played in 24 games, including 14 conference matchups
- Averaged 3.8 points per game and totaled three double-digit scoring performances
- Nearly had a double-double at Oregon with 10 rebounds and nine points
- Made a strong career debut with 10 points, seven rebounds and six steals against NAU

High School

- 2022 McDonald's All-American
- 2022 Jordan Brand All-American
- 2022 SLAM All-American
- 2022 New York Gatorade Player of the Year
- Five star recruit ranked No. 21 in the ESPNW HoopGurlz overall recruit rankings and No. 5 at her position

2023-24 GAME-BY-GAME STATISTICS

#1 CLARK, Paris

Opponent	Date	GS	MIN	Total		3-Pointers		Free throws		Rebounds				PF		PTS	AVG			
				FG-FGA	PCT	3FG-3FGA	PCT	FT-FTA	PCT	OFF	DEF	TOT	AVG	A	TO					
Oklahoma	11/19/2023		07:26	0-2	.000	0-1	.000	0-0	.000	0	0	0	0.0	1	0	1	0	0	0	0.0
vs Tulane	11/24/2023		15:02	2-4	.500	1-2	.500	0-0	.000	0	2	2	1.0	3	0	1	0	0	5	2.5
vs LSU	11/25/2023	*	26:03	7-17	.412	1-5	.200	4-4	1.000	2	5	7	3.0	3	0	1	0	3	19	8.0
Missouri	11/30/2023	*	29:24	6-13	.462	2-3	.667	0-0	.000	2	2	4	3.3	4	2	2	2	2	14	9.5
at La Salle	12/03/2023	*	17:15	5-10	.500	0-3	.000	2-2	1.000	2	4	6	3.8	1	1	2	0	0	12	10.0
Rider	12/06/2023	*	13:28	1-6	.167	0-2	.000	0-0	.000	3	1	4	3.8	0	0	2	1	0	2	8.7
Wofford	12/16/2023	*	24:54	5-9	.556	1-3	.333	3-3	1.000	3	2	5	4.0	2	3	1	0	1	14	9.4
Fordham	12/21/2023	*	21:20	6-10	.600	1-1	1.000	2-2	1.000	0	2	2	3.8	1	4	3	0	2	15	10.1
NC State	12/31/2023	*	17:27	2-6	.333	2-2	1.000	1-2	.500	0	2	2	3.6	2	0	1	0	0	7	9.8
at Georgia Tech	01/04/2024	*	33:59	5-14	.357	0-1	.000	3-4	.750	7	5	12	4.4	3	3	4	1	3	13	10.1
Duke	01/07/2024	*	15:13	0-4	.000	0-0	.000	2-2	1.000	1	0	1	4.1	3	0	2	1	0	2	9.4
at NC State	01/11/2024	*	18:54	3-11	.273	0-1	.000	0-0	.000	3	3	6	4.3	4	0	2	0	2	6	9.1
at North Carolina	01/14/2024	*	24:47	1-8	.125	0-0	.000	2-2	1.000	1	1	2	4.1	4	1	1	0	1	4	8.7
Notre Dame	01/18/2024	*	27:22	6-11	.545	2-3	.667	2-2	1.000	0	7	7	4.3	4	4	4	1	3	16	9.2
at Florida St.	01/21/2024	*	18:00	2-5	.400	0-1	.000	1-2	.500	2	2	4	4.3	2	3	6	0	0	5	8.9
Pittsburgh	01/25/2024	*	27:41	2-8	.250	1-3	.333	2-4	.500	1	2	3	4.2	1	2	4	1	3	7	8.8
North Carolina	01/28/2024	*	31:27	4-5	.800	1-1	1.000	5-5	1.000	1	0	1	4.0	3	3	5	0	5	14	9.1
at Virginia Tech	02/01/2024	*	28:10	6-13	.462	1-3	.333	5-8	.625	0	8	8	4.2	2	0	1	0	1	18	9.6
Clemson	02/04/2024	*	29:55	2-8	.250	0-1	.000	0-4	.000	3	4	7	4.4	3	4	1	2	1	4	9.3
at Boston College	02/08/2024	*	31:05	6-11	.545	0-1	.000	2-2	1.000	1	2	3	4.3	4	1	5	0	2	14	9.6
at Wake Forest	02/11/2024	*	28:26	2-6	.333	1-2	.500	1-2	.500	2	3	5	4.3	3	4	3	1	2	6	9.4
Syracuse	02/18/2024	*	27:15	7-11	.636	0-1	.000	2-2	1.000	3	4	7	4.5	5	4	1	2	1	16	9.7
Miami (FL)	02/22/2024	*	26:11	2-10	.200	1-4	.250	2-4	.500	2	3	5	4.5	1	3	2	1	0	7	9.6
at Louisville	02/25/2024	*	37:01	5-12	.417	0-1	.000	2-2	1.000	2	6	8	4.6	2	2	0	0	1	12	9.7
at Duke	02/29/2024	*	31:23	4-10	.400	0-0	.000	4-6	.667	0	2	2	4.5	1	1	2	0	2	12	9.8
Virginia Tech	03/03/2024	*	29:31	4-12	.333	1-2	.500	7-7	1.000	3	3	6	4.6	0	4	2	0	2	16	10.0
Totals			23	638:40	.403	16-47	.340	54-71	.761	44	75	119	4.6	62	49	59	13	37	260	10.0

Player Averages

Games Played	Minutes/game	Points/game	FG Pct	3FG Pct	FT Pct	Rebounds/game	Assists/game	Turnovers/game	Assist/Turnover ratio	Steals/game	Blocks/game
26	24.6	10.0	40.3	34.0	76.1	4.6	1.9	2.3	0.8	1.4	0.5

CAREER STATISTICS

CLARK, Paris

SEASON	TEAM	GP-GS	MIN/AVG	Field Goals		3-Point		F-Throws		Rebounds				Scoring						
				FG-FGA	FG%	3FG-3FGA	3FG%	FT-FTA	FT%	OFF	DEF	TOT	AVG	PF-FO	A	TO	BLK	STL	PTS	AVG
2022-23	UA	24-0	318/13.3	36-99	.364	9-26	.346	11-24	.458	28	38	66	2.8	36-0	24	14	2	15	92	3.8
2023-24	UVa	26-23	639/24.6	95-236	.403	16-47	.340	54-71	.761	44	75	119	4.6	62-1	49	59	13	37	260	10.0
TOTAL FOR UVa		26-23	639/24.6	95-236	.403	16-47	.340	54-71	.761	44	75	119	4.6	62-1	49	59	13	37	260	10.0
TOTAL		50-23	957/19.1	131-335	.391	25-73	.342	65-95	.684	72	113	185	3.7	98-1	73	73	15	52	352	7.0

Single Game Highs

Statistic	Value	Context
Points	19	vs LSU 11/25/23
Rebounds	12	at Georgia Tech 01/04/24
Assists	4	7 times
Steals	6	vs Northern Ariz. 11/10/22
Blocks	2	vs Missouri 11/30/23, vs Clemson 02/04/24, vs Syracuse 02/18/24
FG Made	7	vs LSU 11/25/23, vs Syracuse 02/18/24
FG Attempts	17	vs LSU 11/25/23
3FG Made	2	4 times
3FG Attempts	5	vs LSU 11/25/23
FT Made	7	vs Virginia Tech 03/03/24
FT Attempts	8	at Oregon St. 02/25/23, at Virginia Tech 02/01/24



4 Jillian Brown

Junior • Guard • 5-10

Grand Rapids, Mich. • East Grand Rapids HS • Northwestern

2023-24

- Scored 11 points, her season high in ACC play, in UVA's win over No. 20 Louisville (2/25)
- Tied her career best of four steals along with 12 points and eight rebounds at La Salle (12/3)
- Recorded first career double-double with 14 points and a career-high 13 rebounds against Maryland Eastern Shore (11/24)

At Northwestern (2021-23)

- Appeared in 57 games with 34 starts, including starting 25 of 27 contests her freshman season
- Averaged 8.0 points, 3.8 rebounds and 2.0 assists per game her freshman season with two 17-point games
- Averaged 6.6 points, 3.4 rebounds and 1.0 assists per game her sophomore season
- Turned in a career performance in the win over No. 4 Michigan, scoring a team-high 18 points while adding eight rebounds, three steals, two blocks and two assists (2/13/22)

High School

- Ranked the No. 44 overall recruit in her class by Prospects Nation, No. 50 by ESPN
- 2021 Jersey Mike's Naismith National High School Girls Trophy Watch List

CAREER STATISTICS

BROWN, Jillian

SEASON	TEAM	GP-GS	MIN/AVG	Field Goals			3-Point		F-Throws		Rebounds				PF-FO			TO			BLK		STL		PTS		AVG
				FG-FGA	FG%	3FG-3FGA	3FG%	FT-FTA	FT%	OFF	DEF	TOT	AVG	PF	FO	A	TO	BLK	STL	PTS	AVG						
2021-22	NU	27-25	799/29.6	75-225	.333	33-123	.268	32-44	.727	22	80	102	3.8	63-1	53	56	12	23	215	8.0							
2022-23	NU	30-9	642/21.4	64-221	.290	20-101	.198	50-59	.847	30	72	102	3.4	62-1	30	50	10	30	198	6.6							
2023-24	UVA	27-8	489/18.1	52-146	.356	14-45	.311	35-41	.854	36	89	125	4.6	46-0	41	41	12	16	153	5.7							
TOTAL FOR UVA		27-8	489/18.1	52-146	.356	14-45	.311	35-41	.854	36	89	125	4.6	46-0	41	41	12	16	153	5.7							
TOTAL		84-42	1929/23.0	191-592	.323	67-269	.249	117-144	.813	88	241	329	3.9	171-2	124	147	34	69	566	6.7							

Single Game Highs

Statistic	Value	
Points	18	vs Michigan 02/13/22
Rebounds	13	vs UMES 11/08/23
Assists	7	vs South Dakota 11/25/21
Steals	4	at Michigan 12/04/22, at La Salle 12/03/23
Blocks	3	vs UMES 11/08/23
FG Made	7	vs Michigan 02/13/22, at DePaul 11/21/21, vs William & Mary 11/15/23
FG Attempts	18	at DePaul 11/21/21
3FG Made	4	vs Valparaiso 11/27/22
3FG Attempts	9	vs Valparaiso 11/27/22
FT Made	8	vs Ohio St. 12/28/22
FT Attempts	8	at Penn St. 02/06/22, vs Ohio St. 12/28/22

2023-24 GAME-BY-GAME STATISTICS

#4 BROWN, Jillian

Opponent	Date	GS	MIN	Total		3-Pointers		Free throws		Rebounds				PF	A	TO	BLK	STL	PTS	AVG
				FG-FGA	PCT	3FG-3FGA	PCT	FT-FTA	PCT	OFF	DEF	TOT	AVG							
UMES	11/08/2023	*	30:28	4-10	.400	1-5	.200	5-5	1.000	1	12	13	13.0	3	1	3	3	1	14	14.0
Campbell	11/12/2023	*	28:15	3-12	.250	0-4	.000	6-6	1.000	2	5	7	10.0	2	2	0	1	1	12	13.0
William & Mary	11/15/2023	*	26:32	7-13	.538	1-2	.500	2-2	1.000	1	6	7	9.0	2	2	1	0	1	17	14.3
Oklahoma	11/19/2023	*	18:09	0-6	.000	0-3	.000	0-0	.000	1	8	9	9.0	1	2	2	0	0	0	10.8
vs Tulane	11/24/2023	*	14:29	2-7	.286	0-1	.000	1-1	1.000	2	1	3	7.8	1	2	1	0	1	5	9.6
vs LSU	11/25/2023		18:48	2-3	.667	0-0	.000	1-2	.500	4	3	7	7.7	1	3	2	1	1	5	8.8
Missouri	11/30/2023		16:48	0-4	.000	0-2	.000	5-6	.833	0	2	2	6.9	2	3	0	1	0	5	8.3
at La Salle	12/03/2023		20:11	5-10	.500	0-3	.000	2-2	1.000	4	4	8	7.0	2	3	1	0	4	12	8.8
Rider	12/06/2023		19:22	3-9	.333	0-1	.000	2-5	.400	6	5	11	7.4	1	3	1	0	2	8	8.7
Wofford	12/16/2023		11:23	0-4	.000	0-2	.000	2-2	1.000	0	3	3	7.0	2	1	3	0	0	2	8.0
Fordham	12/21/2023		11:20	0-3	.000	0-0	.000	0-0	.000	0	3	3	6.6	0	2	2	0	0	0	7.3
NC State	12/31/2023		16:31	0-2	.000	0-0	.000	0-0	.000	4	2	6	6.6	1	0	1	1	0	0	6.7
at Georgia Tech	01/04/2024		22:50	2-7	.286	0-1	.000	1-2	.500	2	2	4	6.4	1	1	2	1	1	5	6.5
Duke	01/07/2024	*	27:56	1-6	.167	1-1	1.000	2-2	1.000	0	5	5	6.3	4	3	0	1	0	5	6.4
Notre Dame	01/18/2024		08:57	1-2	.500	0-0	.000	4-4	1.000	1	1	2	6.0	3	1	0	0	0	6	6.4
at Florida St.	01/21/2024		20:38	4-6	.667	2-2	1.000	0-0	.000	2	4	6	6.0	3	0	2	1	0	10	6.6
Pittsburgh	01/25/2024		14:21	1-2	.500	0-1	.000	0-0	.000	1	3	4	5.9	0	1	3	0	1	2	6.4
North Carolina	01/28/2024		18:09	1-4	.250	0-2	.000	0-0	.000	1	4	5	5.8	2	4	0	0	1	2	6.1
at Virginia Tech	02/01/2024		28:15	3-7	.429	0-0	.000	0-0	.000	0	4	4	5.7	1	1	2	0	0	6	6.1
Clemson	02/04/2024	*	12:34	0-1	.000	0-1	.000	0-0	.000	0	1	1	5.5	3	1	1	0	0	0	5.8
at Boston College	02/08/2024	*	17:40	0-3	.000	0-0	.000	0-0	.000	2	3	5	5.5	3	1	3	0	0	0	5.5
at Wake Forest	02/11/2024		02:27	0-1	.000	0-0	.000	0-0	.000	0	1	1	5.3	0	1	1	0	0	0	5.3
Syracuse	02/18/2024		10:51	1-2	.500	1-1	1.000	0-0	.000	0	0	0	5.0	2	0	1	0	0	3	5.2
Miami (FL)	02/22/2024		15:37	4-7	.571	2-3	.667	0-0	.000	0	0	0	4.8	2	2	1	1	0	10	5.4
at Louisville	02/25/2024		30:03	4-7	.571	3-5	.600	0-0	.000	2	4	6	4.9	3	1	2	1	1	11	5.6
at Duke	02/29/2024		14:53	2-4	.500	1-2	.500	0-0	.000	0	1	1	4.7	1	0	2	0	0	5	5.6
Virginia Tech	03/03/2024		11:30	2-4	.500	2-3	.667	2-2	1.000	0	2	2	4.6	0	0	4	0	1	8	5.7
Totals		8	488:57	52-146	.356	14-45	.311	35-41	.854	36	89	125	4.6	46	41	41	12	16	153	5.7

Player Averages

Games Played	Minutes/game	Points/game	FG Pct	3FG Pct	FT Pct	Rebounds/game	Assists/game	Turnovers/game	Assist/Turnover ratio	Steals/game	Blocks/game
27	18.1	5.7	35.6	31.1	85.4	4.6	1.5	1.5	1.0	0.6	0.4



5 Yonta Vaughn

Sophomore • Guard • 5-8
District Heights, Md. • Bishop McNamara HS

2023-24

- Scored a career-high 16 points in 73-66 road win over Boston College (2/8)
- Recorded 14 points in 81-59 win over Tulane (11/24)

2022-23

- All-ACC Academic Team
- Appeared in 28 games with seven starts, averaging 3.4 points and 2.3 rebounds per game
- 1.88 assist-to-turnover ratio with 79 assists to 42 turnovers
- Made her collegiate debut in the season-opener, grabbing six rebounds with four assists in 18 minutes (11/7)
- Had her first double-digit scoring game in her second outing, putting up 10 in the win against UMBC (11/10)
- Made her first collegiate start at Notre Dame, scoring five points with four assists (1/22)
- Dished eight assists at Syracuse, the most by a Cavalier in a single game this season (1/26)
- ACC Academic Honor Roll

Background

- Four-year starting point guard for nationally-ranked Bishop McNamara High School
- No. 72 in the ESPN HoopGurlz rankings and No. 15 point guard
- McDonald's All-American nominee
- 2021-22 All-WCAC Second Team

2023-24 GAME-BY-GAME STATISTICS

#5 VAUGHN, Yonta

Opponent	Date	GS	MIN	Total		3-Pointers		Free throws		Rebounds				PF	A	TO	BLK	STL	PTS	AVG
				FG-FGA	PCT	3FG-3FGA	PCT	FT-FTA	PCT	OFF	DEF	TOT	AVG							
UMES	11/08/2023		30:28	2-6	.333	1-3	.333	0-2	.000	1	3	4	4.0	0	8	1	1	2	5	5.0
Campbell	11/12/2023		18:24	1-3	.333	0-2	.000	0-0	.000	0	3	3	3.5	0	4	2	0	0	2	3.5
William & Mary	11/15/2023		21:46	2-5	.400	0-2	.000	0-0	.000	0	4	4	3.7	4	3	2	0	1	4	3.7
Oklahoma	11/19/2023		10:16	0-5	.000	0-2	.000	0-0	.000	0	0	0	2.8	0	2	0	0	0	0	2.8
vs Tulane	11/24/2023		24:36	5-11	.455	4-8	.500	0-0	.000	1	4	5	3.2	1	4	1	0	0	14	5.0
vs LSU	11/25/2023		23:41	5-8	.625	3-4	.750	0-1	.000	0	1	1	2.8	0	7	1	0	0	13	6.3
Missouri	11/30/2023		13:50	0-3	.000	0-1	.000	0-0	.000	0	0	0	2.4	0	3	0	0	1	0	5.4
at La Salle	12/03/2023		20:12	2-4	.500	0-0	.000	0-0	.000	0	5	5	2.8	1	6	4	0	0	4	5.3
Rider	12/06/2023		20:11	1-3	.333	1-3	.333	0-0	.000	0	3	3	2.8	1	3	0	0	2	3	5.0
NC State	12/31/2023		06:44	0-4	.000	0-3	.000	0-0	.000	0	1	1	2.6	0	1	1	0	0	0	4.5
at Georgia Tech	01/04/2024		16:35	1-6	.167	0-3	.000	0-0	.000	0	2	2	2.5	3	3	1	0	1	2	4.3
Duke	01/07/2024		30:22	2-8	.250	0-3	.000	1-2	.500	0	4	4	2.7	2	6	5	0	1	5	4.3
at NC State	01/11/2024		17:47	3-8	.375	1-4	.250	0-0	.000	0	2	2	2.6	1	2	0	0	2	7	4.5
at North Carolina	01/14/2024		23:35	1-6	.167	1-3	.333	0-0	.000	0	1	1	2.5	0	3	3	0	0	3	4.4
Notre Dame	01/18/2024		07:03	1-3	.333	0-1	.000	2-2	1.000	0	0	0	2.3	1	3	0	0	0	4	4.4
at Boston College	02/08/2024		29:30	6-13	.462	2-2	1.000	2-2	1.000	0	3	3	2.4	1	3	2	0	0	16	5.1
at Wake Forest	02/11/2024		08:45	1-3	.333	1-1	1.000	0-0	.000	0	2	2	2.4	1	1	2	0	0	3	5.0
Totals		0	323:44	33-99	.333	14-45	.311	5-9	.556	2	38	40	2.4	16	60	27	1	10	85	5.0

Player Averages

Games Played	Minutes/game	Points/game	FG Pct	3FG Pct	FT Pct	Rebounds/game	Assists/game	Turnovers/game	Assist/Turnover ratio	Steals/game	Blocks/game
17	19.0	5.0	33.3	31.1	55.6	2.4	3.5	1.6	2.2	0.6	0.1

CAREER STATISTICS

VAUGHN, Yonta

SEASON	TEAM	GP-GS	MIN	Field Goals		3-Point		F-Throws		Rebounds				Scoring							
				FG-FGA	FG%	3FG-3FGA	3FG%	FT-FTA	FT%	OFF	DEF	TOT	AVG	PF-FO	A	TO	BLK	STL	PTS	AVG	
2022-23	UVa	28-7	521	18.6	35-132	.265	17-69	.246	8-11	.727	8	55	63	2.3	25-0	79	42	8	17	95	3.4
2023-24	UVa	17-0	324	19.0	33-99	.333	14-45	.311	5-9	.556	2	38	40	2.4	16-0	60	27	1	10	85	5.0
TOTAL		45-7	844	18.8	68-231	.294	31-114	.272	13-20	.650	10	93	103	2.3	41-0	139	69	9	27	180	4.0

Single Game Highs

Statistic	Value	
Points	16	at Boston College 02/08/24
Rebounds	7	at Pittsburgh 02/05/23, vs Louisville 02/09/23
Assists	8	at Syracuse 01/26/23, vs UMES 11/08/23
Steals	2	6 times
Blocks	2	vs George Washington 11/07/22, vs Florida St. 01/19/23, at Syracuse 01/26/23
FG Made	6	at Boston College 02/08/24
FG Attempts	13	at Boston College 02/08/24
3FG Made	4	vs Tulane 11/24/23
3FG Attempts	8	vs Tulane 11/24/23
FT Made	4	vs Boston College 01/15/23
FT Attempts	4	vs Boston College 01/15/23, vs NC State 02/12/23



10 Mir McLean

Senior • Guard/Forward • 5-11

Baltimore, Md. • Roland Park County School • UConn

2022-23

- All-ACC Academic Team
- After missing the opener with an injury, made her season debut against UMBC, scoring 13 points, on 5-of-6 shooting, with eight rebounds (11/10)
- Logged her third career double-double at American with 11 points and 11 rebounds (11/20)
- Had a double-double of 11 points and a career-high 15 rebounds against Minnesota, giving her two double-doubles in three games (11/26)
- Followed the Minnesota game with her third double-double of the season with 11 points and 14 rebounds against ECU (11/27)
- Had her third-straight double-double (fourth in five games) at Penn State, scoring a career-high 24 points with 13 rebounds, while also dishing five assists (11/30)
- Had a double-double by halftime of the win at William & Mary (18 & 13), finishing the game with 22 points and a career-high 17 rebounds (12/7)
- Suffered a season-ending knee injury in the NC State game (1/8). She had grabbed 11 rebounds in the contest before leaving the game in the third quarter. She was ranked third in the ACC and 34th in the nation with 9.6 rebounds per game and led the ACC and is 22nd in the nation in offensive rebounds per game at 3.9 when her season ended. She ranked second on the team in scoring, averaging 12.2 points per game. She had a team-best five double-doubles this season

Background

- Four-year starting point guard for nationally-ranked Bishop McNamara High School
- No. 72 in the ESPN HoopGurlz rankings and No. 15 point guard
- Ranked as the No. 49 recruit by Collegiate Girls Basketball and No. 66 by All-Star Girls Report
- McDonald's All-American nominee
- Two-time Washington Post All-Met honorable mention
- 2021-22 All-WCAC Second Team

2023-24 GAME-BY-GAME STATISTICS

CAREER STATISTICS

MCLEAN, Mir

SEASON	TEAM	GP-GS	MIN/AVG	Field Goals		3-Point		F-Throws		Rebounds				Scoring						
				FG-FGA	FG%	3FG-3FGA	3FG%	FT-FTA	FT%	OFF	DEF	TOT	AVG	PF-FO	A	TO	BLK	STL	PTS	AVG
2020-21	UConn	24-0	171/7.1	26-56	.464	1-3	.333	15-20	.750	25	26	51	2.1	25-0	11	13	6	6	68	2.8
2021-22	UConn	14-9	314/22.4	45-104	.433	1-7	.143	34-50	.680	43	50	93	6.6	42-2	7	29	13	17	125	8.9
2022-23	UVa	15-13	345/23.0	66-115	.574	2-4	.500	49-75	.653	58	86	144	9.6	43-4	23	31	9	26	183	12.2
TOTAL FOR UVa		26-22	651/25.0	111-218	.509	3-11	.273	83-123	.675	100	135	235	9.0	85-6	30	60	22	43	308	11.8
TOTAL		53-22	830/15.7	137-275	.498	4-14	.286	98-145	.676	126	162	288	5.4	110-6	41	73	28	49	376	7.1

Single Game Highs

Statistic	Value	
Points	24	at Penn St. 11/30/22
Rebounds	17	at William & Mary 12/07/22
Assists	5	at Penn St. 11/30/22
Steals	5	vs Wake Forest 11/13/22
Blocks	3	vs Virginia Tech 01/27/22, vs Duke 02/17/22
FG Made	8	vs Syracuse 02/08/22
FG Attempts	12	vs Syracuse 02/08/22, at Wake Forest 02/13/22
3FG Made	1	4 times
3FG Attempts	2	vs Miami (FL) 02/15/22, vs Virginia Tech 01/27/22, at American 11/20/22
FT Made	9	at Penn St. 11/30/22
FT Attempts	11	at Penn St. 11/30/22, at William & Mary 12/07/22



12 Edessa Noyan

Freshman • Forward • 6-3
Södertälje, Sweden • Täljegymnasiet

2023-24

- Scored a career-high 13 points on 6-of-8 shooting in road win over Boston College (2/8)
- Added a career-best nine rebounds in win over the Eagles
- Scored nine points at then-No. 17 Virginia Tech (2/1)
- Put up eight points in 91-87 road win over then-No. 15 Florida State (1/21)
- Pulled down eight rebounds against Campbell (11/12)

Background

- Named to the U20 Swedish Junior National Team roster for the 2023 Nordic Championships and the U20 European Championships
- Helped the Swedish U 18 Junior National Team win the 2022 Nordic Championships, averaging 18.8 points per game while also pacing the squad in rebounding during their run
- Represented her country in Division A of the 2022 U18 European Championships
- Played on the Sodertälje Club Team, one of the best teams in Sweden's top division

CAREER STATISTICS

NOYAN, Edessa

SEASON TEAM	GP-GS	MIN/AVG	Field Goals		3-Point		F-Throws		Rebounds				Scoring						
			FG-FGA	FG%	3FG-3FGA	3FG%	FT-FTA	FT%	OFF	DEF	TOT	AVG	PF-FO	A	TO	BLK	STL	PTS	AVG
2023-24 UVa	25-3	319/12.7	29-55	.527	4-10	.400	12-16	.750	24	45	69	2.8	52-4	9	23	12	10	74	3.0
TOTAL	25-3	319/12.7	29-55	.527	4-10	.400	12-16	.750	24	45	69	2.8	52-4	9	23	12	10	74	3.0

Single Game Highs

Statistic	Value	
Points	13	at Boston College 02/08/24
Rebounds	9	at Boston College 02/08/24
Assists	2	vs William & Mary 11/15/23, vs Clemson 02/04/24
Steals	2	vs Rider 12/06/23, at Boston College 02/08/24
Blocks	3	vs North Carolina 01/28/24
FG Made	6	at Boston College 02/08/24
FG Attempts	8	at Boston College 02/08/24
3FG Made	1	4 times
3FG Attempts	3	vs North Carolina 01/28/24
FT Made	4	at Florida St. 01/21/24
FT Attempts	4	at Florida St. 01/21/24

2023-24 GAME-BY-GAME STATISTICS

#12 NOYAN, Edessa

Opponent	Date	GS	MIN	Total		3-Pointers		Free throws		Rebounds				PF A TO BLK STL PTS AVG						
				FG-FGA	PCT	3FG-3FGA	PCT	FT-FTA	PCT	OFF	DEF	TOT	AVG	PF	A	TO	BLK	STL	PTS	AVG
UMES	11/08/2023	*	15:05	2-2	1.000	1-1	1.000	0-0	.000	3	3	6	6.0	3	1	2	0	1	5	5.0
Campbell	11/12/2023		13:00	1-3	.333	0-0	.000	0-0	.000	2	6	8	7.0	2	0	2	0	1	2	3.5
William & Mary	11/15/2023		14:20	0-1	.000	0-0	.000	1-2	.500	1	4	5	6.3	0	2	1	1	0	1	2.7
Oklahoma	11/19/2023		04:16	0-1	.000	0-0	.000	0-0	.000	0	1	1	5.0	0	0	1	1	0	0	2.0
vs Tulane	11/24/2023		10:02	0-1	.000	0-0	.000	0-0	.000	0	1	1	4.2	1	0	0	0	0	0	1.6
vs LSU	11/25/2023		05:38	0-1	.000	0-0	.000	0-0	.000	0	1	1	3.7	2	0	2	0	0	0	1.3
Missouri	11/30/2023		05:53	0-1	.000	0-0	.000	0-0	.000	0	3	3	3.6	3	0	0	1	0	0	1.1
at La Salle	12/03/2023		04:02	1-2	.500	0-0	.000	0-0	.000	0	0	0	3.1	0	0	0	0	0	0	1.3
Rider	12/06/2023		15:10	3-7	.429	1-2	.500	1-2	.500	4	2	6	3.4	1	0	1	1	2	8	2.0
Duke	01/07/2024		04:08	0-0	.000	0-0	.000	0-0	.000	0	1	1	3.2	0	0	0	0	0	0	1.8
at NC State	01/11/2024		01:43	0-0	.000	0-0	.000	0-0	.000	0	0	0	2.9	0	0	0	0	0	0	1.6
at North Carolina	01/14/2024		04:50	0-0	.000	0-0	.000	0-0	.000	1	1	2	2.8	2	1	0	0	0	0	1.5
Notre Dame	01/18/2024		12:03	1-2	.500	0-0	.000	0-0	.000	0	0	0	2.6	2	0	0	2	0	2	1.5
at Florida St.	01/21/2024		25:05	2-2	1.000	0-0	.000	4-4	1.000	0	4	4	2.7	5	0	1	1	1	8	2.0
Pittsburgh	01/25/2024		16:01	1-3	.333	0-1	.000	0-0	.000	0	3	3	2.7	1	0	1	0	0	2	2.0
North Carolina	01/28/2024		22:42	2-5	.400	1-3	.333	0-0	.000	0	2	2	2.7	5	1	2	3	0	5	2.2
at Virginia Tech	02/01/2024		29:25	3-5	.600	0-0	.000	3-3	1.000	2	1	3	2.7	2	0	0	0	1	9	2.6
Clemson	02/04/2024		28:05	2-3	.667	0-0	.000	2-2	1.000	2	2	4	2.8	5	2	1	0	0	6	2.8
at Boston College	02/08/2024	*	32:23	6-8	.750	0-0	.000	1-3	.333	3	6	9	3.1	4	0	3	2	2	13	3.3
at Wake Forest	02/11/2024	*	17:58	0-0	.000	0-0	.000	0-0	.000	0	2	2	3.1	5	0	2	0	0	0	3.2
Syracuse	02/18/2024		09:01	2-3	.667	0-0	.000	0-0	.000	0	2	2	3.0	3	1	0	0	1	4	3.2
Miami (FL)	02/22/2024		07:51	1-1	1.000	1-1	1.000	0-0	.000	2	0	2	3.0	2	1	1	0	0	3	3.2
at Louisville	02/25/2024		07:14	0-0	.000	0-0	.000	0-0	.000	4	0	4	3.0	3	0	2	0	0	0	3.0
at Duke	02/29/2024		04:39	1-1	1.000	0-0	.000	0-0	.000	0	0	0	2.9	0	0	1	0	1	2	3.0
Virginia Tech	03/03/2024		08:11	1-3	.333	0-2	.000	0-0	.000	0	0	0	2.8	1	0	0	0	0	2	3.0
Totals		3	318:45	29-55	.527	4-10	.400	12-16	.750	24	45	69	2.8	52	9	23	12	10	74	3.0

Player Averages

Games Played	Minutes/game	Points/game	FG Pct	3FG Pct	FT Pct	Rebounds/game	Assists/game	Turnovers/game	Assist/Turnover ratio	Steals/game	Blocks/game
25	12.7	3.0	52.7	40.0	75.0	2.8	0.4	0.9	0.4	0.4	0.5



14 Kaydan Lawson

Senior • Guard • 6-0
Cleveland, Ohio • Orange HS

2022-23

- All-ACC Academic Team
- Appeared in 28 games with 18 starts
- Averaged 5.6 points and 4.5 rebounds per game. Had 30 steals with 15 blocked shots
- Scored a career-high 18 points in the opener against GW, passing her previous high of 14 against BC last season (11/7)
- 5-of-8 shooting for 15 points in the win against Wake Forest (11/13)
- Grabbed a career-high 15 rebounds against Boston College, also logging her first career double-double with 11 points (1/15)
- ACC Academic Honor Roll

2021-22

- Appeared in 26 of 27 games, missing the season-opener at JMU
- Averaged 4.3 points per game with 4.4 rebounds
- Had a team-high nine rebounds against USC, her first time leading the team in rebounds (11/14)
- Scored 10 points in the Richmond game, her first double-digit scoring game of the year (11/29)
- Led the team in rebounding at George Washington while also logging her second double-digit scoring game with 10 points (12/5)
- Made her first career start at Georgia Tech (1/9)
- Grabbed a career-high 14 rebounds at North Carolina (1/20), the highest single-game effort by a Cavalier this season

CAREER STATISTICS

LAWSON, Kaydan

SEASON	TEAM	GP-GS	MIN	Field Goals			3-Point		F-Throws		Rebounds				Scoring					
				FG-FGA	FG%	3FG-3FGA	3FG%	FT-FTA	FT%	OFF	DEF	TOT	AVG	PF-FO	A	TO	BLK	STL	PTS	AVG
2020-21	UVa	5-1	125/24.9	14-42	.333	3-9	.333	14-18	.778	6	10	16	3.2	14-0	11	19	4	7	45	9.0
2021-22	UVa	26-1	522/20.1	41-146	.281	9-59	.153	20-38	.526	35	79	114	4.4	66-3	43	46	10	21	111	4.3
2022-23	UVa	28-18	623/22.3	51-165	.309	24-88	.273	30-44	.682	38	89	127	4.5	73-2	39	50	15	30	156	5.6
2023-24	UVa	23-1	250/10.9	14-45	.311	7-29	.241	15-24	.625	16	36	52	2.3	36-0	8	14	5	13	50	2.2
TOTAL		82-21	1519/18.5	120-398	.302	43-185	.232	79-124	.637	95	214	309	3.8	189-5	101	129	34	71	362	4.4

Single Game Highs

Statistic	Value	
Points	18	vs George Washington 11/07/22
Rebounds	15	vs Boston College 01/15/23
Assists	5	vs Syracuse 02/08/22, vs North Carolina 01/12/23
Steals	4	vs Duke 02/19/23
Blocks	2	6 times
FG Made	7	vs George Washington 11/07/22
FG Attempts	15	at Duke 01/23/22
3FG Made	4	vs George Washington 11/07/22
3FG Attempts	8	vs Duke 02/19/23
FT Made	5	vs East Carolina 11/29/20, vs Clemson 12/10/20, vs Campbell 11/23/22
FT Attempts	7	vs Campbell 11/23/22

2023-24 GAME-BY-GAME STATISTICS

#14 LAWSON, Kaydan

Opponent	Date	GS	MIN	Total		3-Pointers		Free throws		Rebounds				PF	A	TO	BLK	STL	PTS	AVG
				FG-FGA	PCT	3FG-3FGA	PCT	FT-FTA	PCT	OFF	DEF	TOT	AVG							
Oklahoma	11/19/2023		15:30	2-4	.500	1-3	.333	1-2	.500	1	3	4	4.0	3	1	0	0	2	6	6.0
vs Tulane	11/24/2023		16:33	0-3	.000	0-1	.000	0-0	.000	1	3	4	4.0	4	0	0	0	0	0	3.0
vs LSU	11/25/2023		01:38	0-0	.000	0-0	.000	0-0	.000	0	0	0	2.7	0	0	0	0	0	0	2.0
at La Salle	12/03/2023		11:10	3-6	.500	1-3	.333	0-0	.000	2	1	3	2.8	0	1	1	0	0	7	3.3
Rider	12/06/2023		12:06	1-3	.333	1-2	.500	0-2	.000	1	2	3	2.8	1	0	0	0	0	3	3.2
Wofford	12/16/2023		15:42	2-5	.400	0-2	.000	0-0	.000	2	4	6	3.3	0	1	4	0	2	4	3.3
Fordham	12/21/2023		15:23	2-4	.500	2-4	.500	0-0	.000	0	4	4	3.4	3	3	1	0	0	6	3.7
NC State	12/31/2023		12:22	0-1	.000	0-1	.000	1-2	.500	0	1	1	3.1	0	1	0	0	0	1	3.4
at Georgia Tech	01/04/2024		08:59	0-0	.000	0-0	.000	4-4	1.000	3	1	4	3.2	1	0	0	0	0	4	3.4
Duke	01/07/2024		06:45	0-0	.000	0-0	.000	0-0	.000	0	0	0	2.9	1	0	0	0	0	0	3.1
at NC State	01/11/2024		12:46	1-2	.500	0-1	.000	2-2	1.000	1	1	2	2.8	1	0	0	0	1	4	3.2
at North Carolina	01/14/2024		05:51	0-0	.000	0-0	.000	0-0	.000	0	0	0	2.6	2	0	0	0	0	0	2.9
Notre Dame	01/18/2024		10:18	1-3	.333	0-1	.000	0-0	.000	1	2	3	2.6	2	0	1	1	1	2	2.8
at Florida St.	01/21/2024		07:44	0-1	.000	0-1	.000	0-0	.000	0	1	1	2.5	1	0	0	1	0	0	2.6
Pittsburgh	01/25/2024		12:44	0-4	.000	0-4	.000	0-0	.000	1	5	6	2.7	2	0	2	0	1	0	2.5
North Carolina	01/28/2024		00:05	0-0	.000	0-0	.000	0-0	.000	0	0	0	2.6	0	0	0	0	0	0	2.3
at Virginia Tech	02/01/2024		06:48	1-1	1.000	1-1	1.000	0-0	.000	0	1	1	2.5	2	0	1	1	0	3	2.4
Clemson	02/04/2024		09:36	1-2	.500	1-1	1.000	0-0	.000	0	1	1	2.4	2	0	0	0	1	3	2.4
at Boston College	02/08/2024		19:29	0-3	.000	0-2	.000	2-2	1.000	1	2	3	2.4	3	1	3	1	2	2	2.4
at Wake Forest	02/11/2024		07:45	0-1	.000	0-0	.000	3-4	.750	0	1	1	2.4	4	0	1	0	0	3	2.4
Miami (FL)	02/22/2024		03:50	0-0	.000	0-0	.000	0-0	.000	0	0	0	2.2	0	0	0	1	1	0	2.3
at Duke	02/29/2024		13:52	0-0	.000	0-0	.000	0-0	.000	0	1	1	2.2	2	0	0	0	1	0	2.2
Virginia Tech	03/03/2024	*	23:08	0-2	.000	0-2	.000	2-6	.333	2	2	4	2.3	2	0	0	0	1	2	2.2
Totals			1 250:04	14-45	.311	7-29	.241	15-24	.625	16	36	52	2.3	36	8	14	5	13	50	2.2

Player Averages

Games Played	Minutes/game	Points/game	FG Pct	3FG Pct	FT Pct	Rebounds/game	Assists/game	Turnovers/game	Assist/Turnover ratio	Steals/game	Blocks/game
23	10.9	2.2	31.1	24.1	62.5	2.3	0.3	0.6	0.6	0.6	0.2



20 Camryn Taylor

Fifth Year • Forward • 6-2
Peoria, Ill. • Richwoods HS • Marquette

2023-24

- Scored a game-high 22 points in UVA's road win over No. 20 Louisville (2/25)
- Posted 18 points and 11 rebounds to claim her 12th career double-double in win over Miami (2/22)
- Led UVA with 20 points against No. 19 Syracuse (2/18) in her second game back from injury
- Registered a double-double with 11 points and 10 rebounds in UVA's 91-87 road win at No. 15 Florida State
- Recorded a double-double with 17 points and a career-high 15 rebounds against No. 3 NC State (12/31)
- Finished with 18 points and 13 rebounds in UVA's win over Rider (12/6)
- Her 13 rebounds against the Broncs also tied her career high
- Finished a career-best 10-for-10 at the free throw at La Salle (12/3)
- Recorded her 12th career 20-point game with 22 points in UVA's 76-52 win over UMES (11/8)
- Also made a career-high eight free throws on nine attempts against the Hawks

2022-23

- All-ACC Second Team
- Started all 30 games, leading the team in scoring (13.9 ppg) and rebounding (6.3 rpg)
- Finished 10th in the ACC in points per game

2023-24 GAME-BY-GAME STATISTICS

#20 TAYLOR, Camryn

Opponent	Date	GS	MIN	Total		3-Pointers		Free throws		Rebounds				PF				PTS	AVG		
				FG-FGA	PCT	3FG-3FGA	PCT	FT-FTA	PCT	OFF	DEF	TOT	AVG	PF	A	TO	BLK			STL	
UMES	11/08/2023	*	31:03	7-15	.467	0-3	.000	8-9	.889	7	2	9	9.0	3	1	5	0	1	22	22.0	
Campbell	11/12/2023	*	27:45	5-12	.417	0-0	.000	6-6	1.000	1	2	3	6.0	3	0	2	4	2	16	19.0	
William & Mary	11/15/2023	*	23:40	4-12	.333	0-0	.000	4-5	.800	3	4	7	6.3	3	1	2	2	1	12	16.7	
Oklahoma	11/19/2023	*	24:07	6-12	.500	0-0	.000	5-5	1.000	5	1	6	6.3	4	1	2	1	2	17	16.8	
vs Tulane	11/24/2023	*	17:10	4-6	.667	0-0	.000	0-0	.000	1	2	3	5.6	2	0	0	1	1	8	15.0	
vs LSU	11/25/2023	*	20:50	1-9	.111	0-0	.000	2-2	1.000	2	2	4	5.3	3	0	1	2	1	4	13.2	
Missouri	11/30/2023	*	39:12	10-19	.526	0-0	.000	6-7	.857	4	5	9	5.9	3	1	1	1	0	26	15.0	
at La Salle	12/03/2023	*	21:35	0-5	.000	0-0	.000	10-10	1.000	2	3	5	5.8	4	2	0	0	1	10	14.4	
Rider	12/06/2023	*	27:18	7-11	.636	0-0	.000	4-4	1.000	7	6	13	6.6	2	0	3	0	1	18	14.8	
Wofford	12/16/2023	*	16:17	6-9	.667	0-0	.000	1-2	.500	3	1	4	6.3	3	0	1	0	0	13	14.6	
Fordham	12/21/2023	*	26:13	4-9	.444	0-0	.000	2-3	.667	4	4	8	6.5	4	2	3	2	0	10	14.2	
NC State	12/31/2023	*	31:02	7-16	.438	2-2	1.000	1-2	.500	4	11	15	7.2	4	1	3	0	0	17	14.4	
at Georgia Tech	01/04/2024	*	32:29	7-12	.583	1-1	1.000	4-4	1.000	0	4	4	6.9	4	0	2	1	2	19	14.8	
Duke	01/07/2024	*	21:57	5-10	.500	0-1	.000	7-9	.778	2	0	2	6.6	5	0	0	0	0	17	14.9	
at NC State	01/11/2024	*	27:56	9-16	.563	2-2	1.000	2-4	.500	3	3	6	6.5	5	0	3	2	0	22	15.4	
at North Carolina	01/14/2024	*	26:13	5-15	.333	2-3	.667	4-4	1.000	3	4	7	6.6	4	0	2	0	1	16	15.4	
Notre Dame	01/18/2024	*	14:27	2-7	.286	0-2	.000	2-2	1.000	1	2	3	6.4	5	0	2	1	0	6	14.9	
at Florida St.	01/21/2024	*	16:29	5-10	.500	1-1	1.000	0-0	.000	3	7	10	6.6	5	0	1	1	0	11	14.7	
Pittsburgh	01/25/2024	*	08:50	1-5	.200	0-1	.000	2-2	1.000	1	0	1	6.3	0	0	0	1	0	4	14.1	
at Wake Forest	02/11/2024	*	19:23	5-7	.714	2-2	1.000	2-2	1.000	1	1	2	6.1	5	0	0	2	0	14	14.1	
Syracuse	02/18/2024	*	30:22	9-15	.600	0-0	.000	2-2	1.000	6	2	8	6.1	3	2	0	0	1	20	14.4	
Miami (FL)	02/22/2024	*	29:44	8-12	.667	0-0	.000	2-4	.500	5	6	11	6.4	2	1	5	2	3	18	14.5	
at Louisville	02/25/2024	*	24:56	9-14	.643	1-1	1.000	3-6	.500	4	1	5	6.3	4	1	2	0	0	22	14.9	
at Duke	02/29/2024	*	28:11	4-11	.364	0-1	.000	3-4	.750	2	1	3	6.2	4	1	1	0	1	11	14.7	
Virginia Tech	03/03/2024	*	30:31	5-15	.333	0-1	.000	7-8	.875	5	2	7	6.2	3	0	1	0	2	17	14.8	
Totals			23	617:39	135-284	.475	11-21	.524	89-106	.840	79	76	155	6.2	87	14	42	23	20	370	14.8

Player Averages

Games Played	Minutes/game	Points/game	FG Pct	3FG Pct	FT Pct	Rebounds/game	Assists/game	Turnovers/game	Assist/Turnover ratio	Steals/game	Blocks/game
25	24.7	14.8	47.5	52.4	84.0	6.2	0.6	1.7	0.3	0.8	0.9

CAREER STATISTICS

TAYLOR, Camryn

SEASON	TEAM	GP-GS	MIN/AVG	Field Goals		3-Point		F-Throws		Rebounds				Scoring						
				FG-FGA	FG%	3FG-3FGA	3FG%	FT-FTA	FT%	OFF	DEF	TOT	AVG	PF-FO	A	TO	BLK	STL	PTS	AVG
2019-20	Marq	31-0	506/16.3	114-214	.533	0-0	.000	59-94	.628	47	71	118	3.8	74-1	22	40	17	12	287	9.3
2020-21	Marq	26-26	640/24.6	128-248	.516	0-3	.000	55-82	.671	74	105	179	6.9	85-3	44	53	10	15	311	12.0
2021-22	UVa	12-12	326/27.2	60-149	.403	2-11	.182	32-43	.744	25	48	73	6.1	38-2	14	34	5	15	154	12.8
2022-23	UVa	30-30	748/24.9	168-366	.459	3-18	.167	79-106	.745	75	110	185	6.2	105-6	21	71	23	34	418	13.9
2023-24	UVa	25-23	618/24.7	135-284	.475	11-21	.524	89-106	.840	79	76	155	6.2	87-5	14	42	23	20	370	14.8
TOTAL FOR UVa		67-65	1692/25.3	363-799	.454	16-50	.320	200-255	.784	179	234	413	6.2	230-13	49	147	51	69	942	14.1
TOTAL		124-91	2838/22.9	605-1261	.480	16-53	.302	314-431	.729	300	410	710	5.7	389-17	115	240	78	96	1540	12.4

Single Game Highs

Statistic	Value	
Points	27	vs Milwaukee 12/02/20, at Creighton 02/01/21, at James Madison 11/09/21
Rebounds	15	vs NC State 12/31/23
Assists	5	at Butler 01/24/21
Steals	3	7 times
Blocks	4	vs Morgan St. 12/18/22, vs Campbell 11/12/23
FG Made	12	vs Milwaukee 12/02/20, at Creighton 02/01/21
FG Attempts	22	vs Minnesota 11/26/22
3FG Made	2	4 times
3FG Attempts	3	vs George Washington 11/07/22, vs UMES 11/08/23, at North Carolina 01/14/24
FT Made	10	at La Salle 12/03/23
FT Attempts	10	vs Seton Hall 01/12/20, at James Madison 11/09/21, at La Salle 12/03/23



21 Kymora Johnson

Freshman • Guard • 5-7

Charlottesville, Va. • St. Anne's-Belfield

2023-24

- Second Team All-ACC
- ACC All-Freshman Team
- ACC Rookie of the Week (2/26)
- Recorded her first career double-double with 15 points and a season-high 10 assists against No. 19 Syracuse (2/18)
- ACC Rookie of the Week (1/22)
- USBWA Tamika Catchings National Freshman of the Week (1/22)
- Scored a season-high 35 points on 14-of-20 shooting in UVA's 91-87 win at No. 15 Florida State (1/21)
- Her 35 points are second most by a freshman in program history
- Scored 26 points on 10-of-13 shooting, including 6-of-7 from 3-point range, in UVA's win over Fordham (12/21)
- Also had five rebounds and seven assists against the Rams
- Tied her season high of nine assists against Wofford (12/16)
- Scored 17 points after shooting 6-for-6 from the field and 4-for-5 at the charity stripe at La Salle (12/3)
- Dished out nine assists in 81-59 win over Tulane (11/24)
- Recorded back-to-back games with 15 points against Maryland Eastern Shore (11/8) and Campbell (11/12)

CAREER STATISTICS

JOHNSON, Kymora

SEASON	TEAM	Field Goals			3-Point		F-Throws		Rebounds				Scoring								
		GP-GS	MIN	AVG	FG-FGA	FG%	3FG-3FGA	3FG%	FT-FTA	FT%	OFF	DEF	TOT	AVG	PF-FO	A	TO	BLK	STL	PTS	AVG
2023-24	UVA	29-29	897	30.9	169-404	.418	56-174	.322	58-71	.817	26	108	134	4.6	58-0	157	84	8	54	452	15.6
TOTAL		29-29	897	30.9	169-404	.418	56-174	.322	58-71	.817	26	108	134	4.6	58-0	157	84	8	54	452	15.6

Single Game Highs

Statistic	Value	
Points	35	at Florida St. 01/21/24
Rebounds	8	vs Duke 01/07/24, vs Notre Dame 01/18/24
Assists	10	vs Syracuse 02/18/24
Steals	5	vs Syracuse 02/18/24
Blocks	2	vs Campbell 11/12/23
FG Made	14	at Florida St. 01/21/24
FG Attempts	21	vs NC State 12/31/23
3FG Made	6	vs Fordham 12/21/23
3FG Attempts	11	vs NC State 12/31/23
FT Made	5	at North Carolina 01/14/24, vs North Carolina 01/28/24
FT Attempts	6	at North Carolina 01/14/24, vs North Carolina 01/28/24, at Louisville 02/25/24

Background

- McDonald's High School All-American

2023-24 GAME-BY-GAME STATISTICS

#21 JOHNSON, Kymora

Opponent	Date	GS	MIN	Total			3-Pointers		Free throws		Rebounds				PF	A	TO	BLK	STL	PTS	AVG
				FG-FGA	PCT	3FG-3FGA	PCT	FT-FTA	PCT	OFF	DEF	TOT	AVG								
UMES	11/08/2023	*	29:40	4-15	.267	3-10	.300	4-4	1.000	0	7	7	7.0	2	2	3	0	1	15	15.0	
Campbell	11/12/2023	*	26:45	7-14	.500	1-3	.333	0-1	.000	2	4	6	6.5	3	7	1	2	1	15	15.0	
William & Mary	11/15/2023	*	26:37	5-9	.556	1-5	.200	0-0	.000	0	3	3	5.3	1	3	1	1	0	11	13.7	
Oklahoma	11/19/2023	*	32:10	4-17	.235	0-7	.000	1-2	.500	0	2	2	4.5	2	6	1	0	4	9	12.5	
vs Tulane	11/24/2023	*	18:55	3-7	.429	3-6	.500	0-0	.000	0	1	1	3.8	2	9	6	1	3	9	11.8	
vs LSU	11/25/2023	*	21:36	4-13	.308	0-7	.000	0-0	.000	1	2	3	3.7	3	2	3	0	2	8	11.2	
Missouri	11/30/2023	*	33:26	4-13	.308	1-6	.167	0-2	.000	0	2	2	3.4	3	7	2	0	1	9	10.9	
at La Salle	12/03/2023	*	19:48	6-6	1.000	1-1	1.000	4-5	.800	0	1	1	3.1	1	4	3	0	3	17	11.6	
Rider	12/06/2023	*	25:39	3-9	.333	0-2	.000	1-1	1.000	3	4	7	3.6	1	4	0	0	1	7	11.1	
Wofford	12/16/2023	*	22:42	3-9	.333	0-5	.000	1-2	.500	0	1	1	3.3	1	9	2	1	1	7	10.7	
Fordham	12/21/2023	*	34:47	10-13	.769	6-7	.857	0-0	.000	0	5	5	3.5	0	7	1	0	2	26	12.1	
NC State	12/31/2023	*	33:16	4-21	.190	2-11	.182	1-2	.500	1	6	7	3.8	0	7	2	1	2	11	12.0	
at Georgia Tech	01/04/2024	*	28:24	3-14	.214	0-6	.000	0-0	.000	0	3	3	3.7	3	6	4	0	3	6	11.5	
Duke	01/07/2024	*	32:27	5-15	.333	0-3	.000	4-4	1.000	3	5	8	4.0	1	2	3	0	3	14	11.7	
at NC State	01/11/2024	*	33:05	6-19	.316	2-8	.250	0-0	.000	1	3	4	4.0	3	4	1	0	0	14	11.9	
at North Carolina	01/14/2024	*	27:48	3-9	.333	2-5	.400	5-6	.833	0	5	5	4.1	4	5	2	0	1	13	11.9	
Notre Dame	01/18/2024	*	32:57	6-14	.429	2-7	.286	2-2	1.000	2	6	8	4.3	3	7	6	0	1	16	12.2	
at Florida St.	01/21/2024	*	35:50	14-20	.700	3-7	.429	4-5	.800	2	5	7	4.4	1	6	4	0	0	35	13.4	
Pittsburgh	01/25/2024	*	31:49	6-14	.429	3-7	.429	2-2	1.000	3	4	7	4.6	3	4	6	1	2	17	13.6	
North Carolina	01/28/2024	*	29:21	8-12	.667	4-5	.800	5-6	.833	0	6	6	4.7	4	4	2	0	3	25	14.2	
at Virginia Tech	02/01/2024	*	35:43	7-20	.350	4-7	.571	4-4	1.000	1	2	3	4.6	2	3	3	0	0	22	14.6	
Clemson	02/04/2024	*	37:21	10-20	.500	1-5	.200	3-3	1.000	2	3	5	4.6	3	8	4	0	1	24	15.0	
at Boston College	02/08/2024	*	31:43	3-6	.500	0-1	.000	4-4	1.000	0	3	3	4.5	1	4	4	0	1	10	14.8	
at Wake Forest	02/11/2024	*	32:13	8-13	.615	3-6	.500	4-4	1.000	1	5	6	4.6	2	7	1	0	4	23	15.1	
Syracuse	02/18/2024	*	36:32	5-18	.278	3-9	.333	2-2	1.000	0	4	4	4.6	3	10	6	0	5	15	15.1	
Miami (FL)	02/22/2024	*	35:58	8-17	.471	5-9	.556	0-0	.000	1	3	4	4.5	1	4	4	0	3	21	15.3	
at Louisville	02/25/2024	*	34:31	6-15	.400	3-8	.375	3-6	.500	0	6	6	4.6	1	6	5	1	2	18	15.4	
at Duke	02/29/2024	*	37:50	6-15	.400	0-5	.000	2-2	1.000	3	3	6	4.6	2	2	4	0	2	14	15.4	
Virginia Tech	03/03/2024	*	37:50	8-17	.471	3-6	.500	2-2	1.000	0	4	4	4.6	2	8	0	0	2	21	15.6	
Totals			29	896:43	.418	169-404	.322	58-71	.817	26	108	134	4.6	58	157	84	8	54	452	15.6	

Player Averages

Games Played	Minutes/game	Points/game	FG Pct	3FG Pct	FT Pct	Rebounds/game	Assists/game	Turnovers/game	Assist/Turnover ratio	Steals/game	Blocks/game
29	30.9	15.6	41.8	32.2	81.7	4.6	5.4	2.9	1.9	1.9	0.3



23 Alexia Smith

Senior • Guard • 5-8

Columbus, Ohio. • Columbus Africentric Early College • Minnesota

2023-24

- Recorded her first career double-double with 10 points and a career-high 13 rebounds in 87-81 overtime win over Missouri (11/30)

2022-23

- All-ACC Academic Team
- Appeared in 29 games with 13 starts
- Averaged 5.6 points and 4.2 rebounds per game.
- 58 assists with a 1.41 assist-to-turnover ratio. Also had 35 steals
- Made her Cavalier debut against UMBC, grabbing a career-high nine rebounds (11/10)
- Made her first start of the season against Campbell (11/23)
- Led the team in scoring with 11 points at Duke (12/21)
- Scored 14 points in the ACC Tournament game against Wake Forest
- ACC Academic Honor Roll

At Minnesota (2020-22)

- Played two seasons for the Golden Gophers (2020-22), appearing in 52 games with 13 starts
- Averaged 3.9 points, 2.3 rebounds and 1.6 assists per game

CAREER STATISTICS

SMITH, Alexia

SEASON	TEAM	GP-GS	MIN/AVG	Field Goals		3-Point		F-Throws		Rebounds				Scoring						
				FG-FGA	FG%	3FG-3FGA	3FG%	FT-FTA	FT%	OFF	DEF	TOT	AVG	PF-FO	A	TO	BLK	STL	PTS	AVG
2020-21	MINN	19-12	521/27.4	36-94	.383	6-20	.300	14-19	.737	17	34	51	2.7	28-0	31	26	0	13	92	4.8
2021-22	MINN	33-1	537/16.3	41-115	.357	4-16	.250	25-39	.641	21	45	66	2.0	22-0	54	42	4	15	111	3.4
2022-23	Uva	29-13	665/22.9	67-178	.376	9-32	.281	19-25	.760	30	91	121	4.2	22-0	58	41	5	35	162	5.6
2023-24	Uva	29-18	519/17.9	40-113	.354	6-24	.250	23-37	.622	26	84	110	3.8	24-0	58	33	3	19	109	3.8
TOTAL FOR Uva		58-31	1184/20.4	107-291	.368	15-56	.268	42-62	.677	56	175	231	4.0	46-0	116	74	8	54	271	4.7
TOTAL		110-44	2242/20.4	184-500	.368	25-92	.272	81-120	.675	94	254	348	3.2	96-0	201	142	12	82	474	4.3

Single Game Highs

Statistic	Value	
Points	14	vs UTSA 11/28/21, vs Wake Forest 03/01/23
Rebounds	13	vs Missouri 11/30/23
Assists	8	vs Miami (FL) 02/22/24
Steals	3	5 times
Blocks	2	vs UMES 11/08/23
FG Made	6	vs Wake Forest 03/01/23
FG Attempts	11	vs Wake Forest 03/01/23
3FG Made	2	vs Indiana 12/23/20, at Penn St. 11/30/22, vs Miami (FL) 02/22/24
3FG Attempts	3	8 times
FT Made	7	vs North Carolina 01/28/24
FT Attempts	10	vs North Carolina 01/28/24

2023-24 GAME-BY-GAME STATISTICS

#23 SMITH, Alexia

Opponent	Date	GS	MIN	Total		3-Pointers		Free throws		Rebounds				PF	A	TO	BLK	STL	PTS	AVG
				FG-FGA	PCT	3FG-3FGA	PCT	FT-FTA	PCT	OFF	DEF	TOT	AVG							
UMES	11/08/2023	*	20:32	1-6	.167	0-2	.000	0-0	.000	4	3	7	7.0	2	2	0	2	2	2	2.0
Campbell	11/12/2023	*	25:48	4-6	.667	1-2	.500	1-2	.500	2	4	6	6.5	1	1	0	0	2	10	6.0
William & Mary	11/15/2023	*	21:49	0-6	.000	0-1	.000	3-4	.750	3	3	6	6.3	0	4	0	0	0	3	5.0
Oklahoma	11/19/2023	*	18:57	1-4	.250	0-0	.000	0-0	.000	0	2	2	5.3	0	0	0	0	2	2	4.3
vs Tulane	11/24/2023		17:35	4-5	.800	0-1	.000	2-2	1.000	0	3	3	4.8	0	0	0	0	3	10	5.4
vs LSU	11/25/2023	*	26:04	2-6	.333	0-3	.000	1-3	.333	2	3	5	4.8	3	1	3	0	1	5	5.3
Missouri	11/30/2023	*	35:19	5-10	.500	0-2	.000	0-0	.000	4	9	13	6.0	0	3	2	0	2	10	6.0
at La Salle	12/03/2023	*	14:00	0-4	.000	0-0	.000	0-0	.000	0	1	1	5.4	0	1	1	0	0	0	5.3
Rider	12/06/2023	*	18:25	5-8	.625	1-1	1.000	0-0	.000	1	1	2	5.0	0	1	1	0	1	11	5.9
Wofford	12/16/2023	*	23:35	3-7	.429	1-1	1.000	0-0	.000	0	4	4	4.9	1	3	2	0	0	7	6.0
Fordham	12/21/2023	*	23:40	1-1	1.000	0-0	.000	0-0	.000	0	5	5	4.9	0	1	3	0	2	2	5.6
NC State	12/31/2023	*	15:31	1-2	.500	0-0	.000	0-0	.000	0	3	3	4.8	2	2	1	0	1	2	5.3
at Georgia Tech	01/04/2024	*	10:53	0-2	.000	0-1	.000	0-2	.000	0	3	3	4.6	2	1	0	0	0	0	4.9
Duke	01/07/2024		08:30	1-1	1.000	0-0	.000	0-0	.000	0	0	0	4.3	0	0	2	0	0	2	4.7
at NC State	01/11/2024	*	17:57	1-5	.200	0-0	.000	0-0	.000	2	7	9	4.6	0	6	1	0	0	2	4.5
at North Carolina	01/14/2024	*	16:23	2-7	.286	0-0	.000	0-0	.000	2	3	5	4.6	2	5	1	0	0	4	4.5
Notre Dame	01/18/2024	*	07:42	0-0	.000	0-0	.000	0-0	.000	0	1	1	4.4	2	1	0	0	0	0	4.2
at Florida St.	01/21/2024		15:02	0-3	.000	0-0	.000	0-0	.000	0	4	4	4.4	0	1	2	1	0	0	4.0
Pittsburgh	01/25/2024		17:46	1-3	.333	0-1	.000	2-4	.500	1	7	8	4.6	0	2	1	0	1	4	4.0
North Carolina	01/28/2024		20:34	0-6	.000	0-1	.000	7-10	.700	1	5	6	4.7	0	6	2	0	0	7	4.2
at Virginia Tech	02/01/2024		22:30	0-1	.000	0-0	.000	2-4	.500	1	1	2	4.5	0	2	0	0	1	2	4.0
Clemson	02/04/2024		08:32	0-2	.000	0-1	.000	0-0	.000	0	2	2	4.4	3	2	1	0	0	0	3.9
at Boston College	02/08/2024		01:47	0-0	.000	0-0	.000	2-2	1.000	0	0	0	4.2	0	0	2	0	0	2	3.8
at Wake Forest	02/11/2024		14:47	1-3	.333	1-2	.500	0-0	.000	0	1	1	4.1	2	3	4	0	0	3	3.8
Syracuse	02/18/2024		14:00	0-0	.000	0-0	.000	1-2	.500	2	1	3	4.0	1	0	2	0	0	1	3.6
Miami (FL)	02/22/2024	*	35:00	4-6	.667	2-3	.667	2-2	1.000	1	2	3	4.0	2	8	0	0	1	12	4.0
at Louisville	02/25/2024	*	16:04	1-5	.200	0-1	.000	0-0	.000	0	1	1	3.9	0	1	0	0	0	2	3.9
at Duke	02/29/2024	*	14:00	0-1	.000	0-0	.000	0-0	.000	0	3	3	3.9	0	0	1	0	0	0	3.8
Virginia Tech	03/03/2024		16:15	2-3	.667	0-1	.000	0-0	.000	0	2	2	3.8	1	1	1	0	0	4	3.8
Totals			18 518:60	40-113	.354	6-24	.250	23-37	.622	26	84	110	3.8	24	58	33	3	19	109	3.8

Player Averages

Games Played	Minutes/game	Points/game	FG Pct	3FG Pct	FT Pct	Rebounds/game	Assists/game	Turnovers/game	Assist/Turnover ratio	Steals/game	Blocks/game
29	17.9	3.8	35.4	25.0	62.2	3.8	2.0	1.1	1.8	0.7	0.1



32 Cady Pauley

Sophomore • Guard • 5-11
Milan, Mo. • Milan HS

2022-23

- Appeared in 24 games, averaging 3.5 points and 1.1 rebounds per game
- Of her 30 made field goals, 22 were threes
- Made her collegiate debut against George Washington, scoring three points in 10 minutes on the court
- Had her first double-digit scoring game against UNCW, with 11 points in 18 minutes on the court (12/4)
- Ranked No. 9 in the Sportscenter Top 10 for a pass in the Morgan State game (12/20)
- Hit four three-pointers for a career-high 12 points at Clemson, her second double-digit scoring game of the year (2/23)

Background

- Her 3,074 career points at Milan High rank eighth all-time in Missouri girl's basketball history
- Ranked 10th nationally by MaxPreps in scoring her senior season, averaging 33 points per game. Also averaged 9.7 rebounds per game
- Two-time Kirksville Daily Express Basketball Player of the Year and KMZU Player of the Year
- Three-time Prep Hoops All-State and two-time Class 3 All-State
- Four-time unanimous All-Conference selection
- Four-time first-team All-District
- McDonald's All-America nominee

CAREER STATISTICS

PAULEY, Cady

SEASON	TEAM	GP-GS	MIN/AVG	Field Goals		3-Point		F-Throws		Rebounds				Scoring						
				FG-FGA	FG%	3FG-3FGA	3FG%	FT-FTA	FT%	OFF	DEF	TOT	AVG	PF-FO	A	TO	BLK	STL	PTS	AVG
2022-23	UVa	24-0	250/10.4	30-101	.297	22-80	.275	2-3	.667	7	19	26	1.1	17-1	16	17	2	7	84	3.5
2023-24	UVa	17-0	129/7.6	17-57	.298	11-46	.239	5-6	.833	4	6	10	0.6	11-0	6	7	2	2	50	2.9
TOTAL		41-0	379/9.2	47-158	.297	33-126	.262	7-9	.778	11	25	36	0.9	28-1	22	24	4	9	134	3.3

Single Game Highs

Statistic	Value	
Points	12	at Clemson 02/23/23, at Miami (FL) 02/26/23
Rebounds	5	vs Wake Forest 03/01/23
Assists	2	6 times
Steals	3	at Notre Dame 01/22/23
Blocks	1	4 times
FG Made	4	vs UNCW 12/04/22, at Clemson 02/23/23, at Miami (FL) 02/26/23
FG Attempts	12	at Clemson 02/23/23, at Miami (FL) 02/26/23
3FG Made	4	at Clemson 02/23/23, at Miami (FL) 02/26/23
3FG Attempts	12	at Clemson 02/23/23
FT Made	4	vs Rider 12/06/23
FT Attempts	4	vs Rider 12/06/23

2023-24 GAME-BY-GAME STATISTICS

#32 PAULEY, Cady

Opponent	Date	GS	MIN	Total		3-Pointers		Free throws		Rebounds				PF	A	TO	BLK	STL	PTS	AVG
				FG-FGA	PCT	3FG-3FGA	PCT	FT-FTA	PCT	OFF	DEF	TOT	AVG							
UMES	11/08/2023		08:52	0-5	.000	0-3	.000	0-0	.000	0	0	0	0.0	0	1	0	0	0	0	0.0
Campbell	11/12/2023		04:49	0-2	.000	0-2	.000	0-0	.000	0	0	0	0.0	0	0	0	0	0	0	0.0
William & Mary	11/15/2023		09:50	1-6	.167	0-4	.000	0-0	.000	3	1	4	1.3	1	0	0	1	1	2	0.7
vs Tulane	11/24/2023		11:02	3-7	.429	2-6	.333	0-0	.000	0	1	1	1.3	2	1	0	0	1	8	2.5
Missouri	11/30/2023		04:15	1-2	.500	1-2	.500	0-0	.000	0	0	0	1.0	1	0	1	0	0	3	2.6
at La Salle	12/03/2023		11:39	2-6	.333	1-5	.200	0-0	.000	0	2	2	1.2	3	0	0	0	0	5	3.0
Rider	12/06/2023		10:38	0-4	.000	0-4	.000	4-4	1.000	0	1	1	1.1	0	2	1	0	0	4	3.1
Wofford	12/16/2023		07:42	1-3	.333	0-2	.000	0-0	.000	0	0	0	1.0	0	1	0	0	0	2	3.0
Fordham	12/21/2023		08:36	2-3	.667	1-2	.500	1-2	.500	0	1	1	1.0	0	0	2	0	0	6	3.3
at Georgia Tech	01/04/2024		02:59	0-0	.000	0-0	.000	0-0	.000	0	0	0	0.9	1	0	0	1	0	0	3.0
Duke	01/07/2024		00:26	0-0	.000	0-0	.000	0-0	.000	0	0	0	0.8	0	0	0	0	0	0	2.7
at NC State	01/11/2024		05:53	0-1	.000	0-1	.000	0-0	.000	0	0	0	0.8	0	0	0	0	0	0	2.5
Notre Dame	01/18/2024		06:40	0-2	.000	0-2	.000	0-0	.000	0	0	0	0.7	0	0	0	0	0	0	2.3
Pittsburgh	01/25/2024		06:23	2-5	.400	1-3	.333	0-0	.000	0	0	0	0.6	0	0	1	0	0	5	2.5
North Carolina	01/28/2024		09:05	1-2	.500	1-2	.500	0-0	.000	0	0	0	0.6	1	0	0	0	0	3	2.5
Clemson	02/04/2024		12:39	2-6	.333	2-5	.400	0-0	.000	1	0	1	0.6	1	0	2	0	0	6	2.8
Syracuse	02/18/2024		07:16	2-3	.667	2-3	.667	0-0	.000	0	0	0	0.6	1	1	0	0	0	6	2.9
Totals		0	128:44	17-57	.298	11-46	.239	5-6	.833	4	6	10	0.6	11	6	7	2	2	50	2.9

Player Averages

Games Played	Minutes/game	Points/game	FG Pct	3FG Pct	FT Pct	Rebounds/game	Assists/game	Turnovers/game	Assist/Turnover ratio	Steals/game	Blocks/game
17	7.6	2.9	29.8	23.9	83.3	0.6	0.4	0.4	0.9	0.1	0.1



33 Sam Brunelle

Graduate Student • Forward • 6-2

Ruckersville, Va • William Monroe HS • Notre Dame

2023-24

- Katrina McClain Award (nation's top power forward)
Watch List selection
- Represents UVA on the ACC's Student-Athlete Advisory Committee (SAAC) Executive Board

2022-23

- Started 21 games for the Cavaliers before having her season cut short by an injury, scoring in double figures in 14 of those games
- Averaged 11.0 points per game
- Shot 40.0 percent from three-point range (34-of-85) and 91.2 percent from the free throw line (31-of-34)
- Scored the 1,000th point of her collegiate career on Jan. 15 on a three-pointer with 1:42 remaining in the third quarter of the Boston College game. She scored 797 of her points at Notre Dame
- Coach's Award of Excellence winner at the Hoos Choice Awards
- Opened her UVA career with back-to-back doubles-digit scoring performances including scoring a team-high 21 points against UMBC. It was the eighth 20-point game of her career
- Went 3-of-3 from three-point range in the fourth quarter against Minnesota, tallying 17 points total (11/26)

CAREER STATISTICS

BRUNELLE, Sam

SEASON	TEAM	GP-GS	MIN/AVG	Field Goals		3-Point		F-Throws		Rebounds				Scoring						
				FG-FGA	FG%	3FG-3FGA	3FG%	FT-FTA	FT%	OFF	DEF	TOT	AVG	PF-FO	A	TO	BLK	STL	PTS	AVG
2019-20	ND	31-31	1050/33.9	162-408	.397	58-184	.315	50-67	.746	38	142	180	5.8	65-1	51	92	30	26	432	13.9
2020-21	ND	17-0	388/22.8	61-126	.484	23-60	.383	3-4	.750	12	52	64	3.8	43-2	27	36	8	6	148	8.7
2021-22	ND	32-0	528/16.5	90-200	.450	28-91	.308	9-14	.643	14	65	79	2.5	41-0	37	34	20	15	217	6.8
2022-23	UvA	21-21	563/26.8	83-180	.461	34-85	.400	31-34	.912	31	53	84	4.0	47-1	39	30	15	9	231	11.0
2023-24	UvA	27-18	541/20.0	57-161	.354	36-109	.330	21-24	.875	20	65	85	3.1	37-0	24	23	23	12	171	6.3
TOTAL FOR UVA		48-39	1104/23.0	140-341	.411	70-194	.361	52-58	.897	51	118	169	3.5	84-1	63	53	38	21	402	8.4
TOTAL		128-70	3070/24.0	453-1075	.421	179-529	.338	114-143	.797	115	377	492	3.8	233-4	178	215	96	68	1199	9.4

Single Game Highs

Statistic	Value	
Points	31	vs DePaul 12/11/19
Rebounds	13	vs Toledo 11/20/19
Assists	5	4 times
Steals	4	at Boston College 02/13/20, at Wake Forest 01/13/22
Blocks	5	vs Florida St. 01/19/23
FG Made	13	vs DePaul 12/11/19
FG Attempts	20	at Duke 01/16/20
3FG Made	7	at Florida St. 03/01/20
3FG Attempts	12	at Virginia 01/26/20
FT Made	7	at Duke 12/21/22
FT Attempts	10	vs Toledo 11/20/19

2023-24 GAME-BY-GAME STATISTICS

#33 BRUNELLE, Sam

Opponent	Date	GS	MIN	Total		3-Pointers		Free throws		Rebounds				PF A TO BLK STL PTS AVG							
				FG-FGA	PCT	3FG-3FGA	PCT	FT-FTA	PCT	OFF	DEF	TOT	AVG	PF	A	TO	BLK	STL	PTS	AVG	
William & Mary	11/15/2023		13:22	4-6	.667	2-4	.500	2-3	.667	1	3	4	4.0	1	0	1	0	0	12	12.0	
Oklahoma	11/19/2023		23:02	3-9	.333	0-2	.000	0-0	.000	3	3	6	5.0	1	2	1	0	0	6	9.0	
vs Tulane	11/24/2023		19:35	4-7	.571	4-5	.800	0-0	.000	0	4	4	4.7	1	1	2	1	1	12	10.0	
vs LSU	11/25/2023	*	31:57	5-11	.455	5-11	.455	0-0	.000	0	3	3	4.3	4	0	0	3	0	15	11.3	
Missouri	11/30/2023	*	11:32	1-5	.200	1-4	.250	0-0	.000	0	1	1	3.6	0	0	0	1	0	3	9.6	
at La Salle	12/03/2023	*	22:23	4-11	.364	2-6	.333	0-0	.000	2	1	3	3.5	0	0	0	0	0	10	9.7	
Rider	12/06/2023	*	23:07	2-11	.182	2-8	.250	1-2	.500	3	1	4	3.6	2	1	0	0	1	7	9.3	
Wofford	12/16/2023	*	11:29	0-1	.000	0-0	.000	0-0	.000	1	2	3	3.5	0	0	1	1	3	0	8.1	
Fordham	12/21/2023	*	15:24	1-3	.333	1-3	.333	0-0	.000	0	3	3	3.4	0	1	2	0	0	3	7.6	
NC State	12/31/2023		22:24	1-7	.143	0-6	.000	4-5	.800	1	1	2	3.3	2	0	0	2	0	6	7.4	
at Georgia Tech	01/04/2024		14:15	0-3	.000	0-2	.000	0-0	.000	0	1	1	3.1	1	0	1	0	0	0	6.7	
Duke	01/07/2024		24:46	2-3	.667	1-1	1.000	3-3	1.000	0	4	4	3.2	3	0	1	3	0	8	6.8	
at NC State	01/11/2024	*	18:45	1-5	.200	0-2	.000	0-0	.000	2	2	4	3.2	4	0	5	0	0	2	6.5	
at North Carolina	01/14/2024	*	13:52	1-5	.200	1-4	.250	0-0	.000	0	1	1	3.1	2	0	1	0	1	3	6.2	
Notre Dame	01/18/2024		15:09	0-2	.000	0-2	.000	0-0	.000	0	0	0	2.9	1	0	1	0	0	0	5.8	
at Florida St.	01/21/2024		03:57	0-1	.000	0-0	.000	0-0	.000	0	1	1	2.8	1	0	0	0	0	0	5.4	
Pittsburgh	01/25/2024		07:16	1-3	.333	1-2	.500	0-0	.000	0	0	0	2.6	1	0	0	0	0	3	5.3	
North Carolina	01/28/2024	*	30:18	5-9	.556	4-5	.800	0-0	.000	1	6	7	2.8	2	2	1	0	2	14	5.8	
at Virginia Tech	02/01/2024	*	20:57	0-5	.000	0-5	.000	0-0	.000	0	4	4	2.9	0	0	0	0	1	0	5.5	
Clemson	02/04/2024	*	37:24	9-15	.600	6-11	.545	0-0	.000	1	2	3	2.9	1	4	1	4	1	24	6.4	
at Boston College	02/08/2024	*	24:06	3-6	.500	2-5	.400	2-2	1.000	2	6	8	3.1	3	3	2	1	0	10	6.6	
at Wake Forest	02/11/2024	*	34:55	5-9	.556	2-5	.400	1-1	1.000	0	6	6	3.3	0	1	1	2	1	13	6.9	
Syracuse	02/18/2024	*	28:04	3-9	.333	2-7	.286	2-2	1.000	0	3	3	3.3	1	5	0	2	0	10	7.0	
Miami (FL)	02/22/2024	*	20:49	0-4	.000	0-3	.000	2-2	1.000	2	4	6	3.4	0	2	1	3	1	2	6.8	
at Louisville	02/25/2024	*	27:56	1-6	.167	0-4	.000	2-2	1.000	0	2	2	3.3	1	1	1	0	0	4	6.7	
at Duke	02/29/2024	*	06:44	0-3	.000	0-2	.000	0-0	.000	1	0	1	3.2	2	0	0	0	0	0	6.4	
Virginia Tech	03/03/2024	*	17:34	1-2	.500	0-0	.000	2-2	1.000	0	1	1	3.1	3	1	0	0	0	4	6.3	
Totals			18	541:01	57-161	.354	36-109	.330	21-24	.875	20	65	85	3.1	37	24	23	23	12	171	6.3

Player Averages

Games Played	Minutes/game	Points/game	FG Pct	3FG Pct	FT Pct	Rebounds/game	Assists/game	Turnovers/game	Assist/Turnover ratio	Steals/game	Blocks/game
27	20.0	6.3	35.4	33.0	87.5	3.1	0.9	0.9	1.0	0.4	0.9



34 London Clarkson

Graduate Student • Forward • 6-2
Pflugerville, Texas • Pflugerville HS • Florida State

2023-24

- Recorded a career-high four blocked shots at Georgia Tech (1/4)
- Tied for a career-high three assists at La Salle (12/3)
- Scored a season-high 17 points in 87-81 overtime win over Missouri (11/30)

2022-23

- All-ACC Academic Team
- Presented the "Teammate of the Year" award for women's basketball at the 2023 Hoos Choice Awards
- Appeared in 29 games with two starts
- Averaged 6.9 points and 3.6 rebounds per game
- Recorded 21 blocked shots and 16 steals
- Scored a career-high 18 points against Boston College (1/15), going 14-of-14 from the free throw line. She set the program's single-game record for free throw efficiency, eclipsing the Ariana Moorer's 2012 record of 13-of-13
- Back-to-back 15-point games at Syracuse (1/6) and at home against Virginia Tech (1/5)
- Came off the bench to score a career-high 23 points at North Carolina (2/2)
- Made her first start of the season at Pittsburgh, grabbing a career-high 10 rebounds (2/5)

CAREER STATISTICS

CLARKSON, London

SEASON	TEAM	GP-GS	MIN/AVG	Field Goals		3-Point		F-Throws		Rebounds				Scoring						
				FG-FGA	FG%	3FG-3FGA	3FG%	FT-FTA	FT%	OFF	DEF	TOT	AVG	PF-FO	A	TO	BLK	STL	PTS	AVG
2019-20	FSU	25-0	187/7.5	7-16	.438	0-0	.000	16-23	.696	15	21	36	1.4	22-0	9	9	3	3	30	1.2
2021-22	Uva	27-20	643/23.8	50-108	.463	0-2	.000	41-73	.562	39	65	104	3.9	93-8	24	68	15	24	141	5.2
2022-23	Uva	29-2	568/19.6	75-131	.573	0-1	.000	50-75	.667	49	55	104	3.6	80-3	19	53	21	16	200	6.9
2023-24	Uva	25-14	540/21.6	51-112	.455	0-0	.000	62-87	.713	46	58	104	4.2	79-2	18	32	16	24	164	6.6
TOTAL FOR UVA		81-36	1751/21.6	176-351	.501	0-3	.000	153-235	.651	134	178	312	3.9	252-13	61	153	52	64	505	6.2
TOTAL		106-36	1938/18.3	183-367	.499	0-3	.000	169-258	.655	149	199	348	3.3	274-13	70	162	55	67	535	5.0

Single Game Highs

Statistic	Value	
Points	23	at North Carolina 02/02/23
Rebounds	10	at Pittsburgh 02/05/23
Assists	3	4 times
Steals	4	vs Pittsburgh 02/20/22
Blocks	4	at Georgia Tech 01/04/24
FG Made	8	at North Carolina 02/02/23
FG Attempts	15	vs Virginia Tech 01/29/23
3FG Attempts	1	vs Virginia Tech 01/27/22, vs American 12/07/21, at Pittsburgh 02/05/23
FT Made	14	vs Boston College 01/15/23
FT Attempts	14	vs Boston College 01/15/23

2023-24 GAME-BY-GAME STATISTICS

#34 CLARKSON, London

Opponent	Date	GS	MIN	Total		3-Pointers		Free throws		Rebounds				PF	A	TO	BLK	STL	PTS	AVG	
				FG-FGA	PCT	3FG-3FGA	PCT	FT-FTA	PCT	OFF	DEF	TOT	AVG								
Campbell	11/12/2023	*	28:43	3-7	.429	0-0	.000	6-6	1.000	1	2	3	3.0	2	2	1	0	2	12	12.0	
William & Mary	11/15/2023	*	19:45	2-4	.500	0-0	.000	2-2	1.000	1	3	4	3.5	4	0	1	2	1	6	9.0	
Oklahoma	11/19/2023	*	19:34	4-8	.500	0-0	.000	5-6	.833	4	0	4	3.7	4	0	1	0	3	13	10.3	
vs Tulane	11/24/2023	*	15:46	0-4	.000	0-0	.000	1-2	.500	3	1	4	3.8	1	1	0	1	3	1	8.0	
vs LSU	11/25/2023		19:05	1-2	.500	0-0	.000	2-2	1.000	3	0	3	3.6	4	1	1	0	0	4	7.2	
Missouri	11/30/2023		31:36	5-6	.833	0-0	.000	7-8	.875	4	3	7	4.2	2	1	0	0	1	17	8.8	
at La Salle	12/03/2023		19:46	4-6	.667	0-0	.000	3-4	.750	4	3	7	4.6	4	3	2	0	1	11	9.1	
Wofford	12/16/2023	*	32:45	2-4	.500	0-0	.000	3-4	.750	4	5	9	5.1	2	1	1	1	0	7	8.9	
Fordham	12/21/2023		26:02	3-4	.750	0-0	.000	3-4	.750	1	1	2	4.8	1	0	1	2	1	9	8.9	
NC State	12/31/2023	*	15:46	1-4	.250	0-0	.000	1-2	.500	0	1	1	4.4	4	0	1	1	0	3	8.3	
at Georgia Tech	01/04/2024	*	24:17	4-5	.800	0-0	.000	3-7	.429	2	4	6	4.5	5	0	2	4	2	11	8.5	
Duke	01/07/2024	*	17:50	0-3	.000	0-0	.000	3-4	.750	3	1	4	4.5	4	0	1	0	0	3	8.1	
at NC State	01/11/2024		09:05	0-2	.000	0-0	.000	0-0	.000	1	2	3	4.4	2	0	1	0	0	0	7.5	
at North Carolina	01/14/2024		31:33	4-7	.571	0-0	.000	2-4	.500	1	6	7	4.6	4	0	0	0	1	10	7.6	
Notre Dame	01/18/2024	*	18:03	2-4	.500	0-0	.000	1-2	.500	2	3	5	4.6	5	0	4	1	0	5	7.5	
at Florida St.	01/21/2024	*	28:11	4-9	.444	0-0	.000	2-5	.400	3	3	6	4.7	4	3	2	1	2	10	7.6	
Pittsburgh	01/25/2024	*	29:21	0-4	.000	0-0	.000	3-4	.750	1	6	7	4.8	3	2	2	1	0	3	7.4	
North Carolina	01/28/2024	*	21:50	3-5	.600	0-0	.000	4-5	.800	0	2	2	4.7	4	0	3	0	0	10	7.5	
at Virginia Tech	02/01/2024	*	20:01	1-2	.500	0-0	.000	1-2	.500	0	1	1	4.5	3	0	1	0	0	3	7.3	
Clemson	02/04/2024	*	14:30	1-4	.250	0-0	.000	0-0	.000	0	2	2	4.4	3	0	0	0	0	2	7.0	
Syracuse	02/18/2024		12:33	0-3	.000	0-0	.000	2-2	1.000	1	0	1	4.2	2	2	1	0	2	2	6.8	
Miami (FL)	02/22/2024		17:40	1-3	.333	0-0	.000	2-2	1.000	2	2	4	4.2	2	0	1	1	0	4	6.6	
at Louisville	02/25/2024		17:05	1-4	.250	0-0	.000	2-2	1.000	3	1	4	4.2	4	0	2	1	2	4	6.5	
at Duke	02/29/2024		27:43	2-4	.500	0-0	.000	4-6	.667	1	2	3	4.1	3	1	3	0	3	8	6.6	
Virginia Tech	03/03/2024		21:32	3-4	.750	0-0	.000	0-2	.000	1	4	5	4.2	3	1	0	0	0	6	6.6	
Totals			14	540:03	51-112	.455	0-0	.000	62-87	.713	46	58	104	4.2	79	18	32	16	24	164	6.6

Player Averages

Games Played	Minutes/game	Points/game	FG Pct	3FG Pct	FT Pct	Rebounds/game	Assists/game	Turnovers/game	Assist/Turnover ratio	Steals/game	Blocks/game
25	21.6	6.6	45.5	0.0	71.3	4.2	0.7	1.3	0.6	1.0	0.6



41 Taylor Lauterbach

Graduate Student • Center • 6-7
Appleton, Wisc • Appleton West HS • K-State

2023-24

- Made one 3-pointer and recorded four rebounds and three blocks against No. 3 NC State (12/31)

2020-23 AT K-STATE

- Played in 2022 Red Bull USA Basketball 3X Nationals
- Two-time Big 12 Commissioner's Honor Roll
- 2022 and 2023 Academic All-Big 12 First Team
- Appeared in 75 games with five starts her junior seasons

BACKGROUND

- 2020 and 13th among post players
- Ranked as the 13th center in the nation by ESPNW Hoopgurlz for the Class of 2020
- 2020 McDonald's All-American Game nominee
- 2020 Wisconsin Basketball Coaches Association (WBCA) D1 All-State Honorable Mention
- 2020 All-Fox Valley Association First Team after twice being named to the second team

CAREER STATISTICS

LAUTERBACH, Taylor

SEASON	TEAM	GP-GS	MIN/AVG	Field Goals		3-Point		F-Throws		Rebounds				Scoring						
				FG-FGA	FG%	3FG-3FGA	3FG%	FT-FTA	FT%	OFF	DEF	TOT	AVG	PF-FO	A	TO	BLK	STL	PTS	AVG
2020-21	KState	24-0	222/9.2	19-44	.432	1-6	.167	7-20	.350	21	40	61	2.5	25-0	7	18	17	0	46	1.9
2021-22	KState	31-0	244/7.9	17-55	.309	0-4	.000	10-12	.833	10	42	52	1.7	32-0	3	15	13	2	44	1.4
2022-23	KState	20-5	144/7.2	9-29	.310	1-1	1.000	6-6	1.000	8	25	33	1.7	28-0	3	11	12	3	25	1.3
2023-24	UVa	21-0	133/6.3	6-27	.222	2-9	.222	7-10	.700	12	27	39	1.9	23-0	2	13	9	2	21	1.0
TOTAL FOR UVa		21-0	133/6.3	6-27	.222	2-9	.222	7-10	.700	12	27	39	1.9	23-0	2	13	9	2	21	1.0
TOTAL		96-5	743/7.7	51-155	.329	4-20	.200	30-48	.625	51	134	185	1.9	108-0	15	57	51	7	136	1.4

Single Game Highs

Statistic	Value	
Points	10	vs Western Ky. 11/14/21
Rebounds	16	vs Idaho St. 12/08/20
Assists	3	vs Idaho St. 12/08/20
Steals	2	vs Rider 12/06/23
Blocks	6	at Central Ark. 12/05/20
FG Made	4	vs Western Ky. 11/14/21
FG Attempts	9	vs Idaho St. 12/08/20
3FG Made	1	4 times
3FG Attempts	3	vs NC State 12/31/23
FT Made	3	at Central Ark. 12/05/20
FT Attempts	8	at Central Ark. 12/05/20

2023-24 GAME-BY-GAME STATISTICS

#41 LAUTERBACH, Taylor

Opponent	Date	GS	MIN	Total		3-Pointers		Free throws		Rebounds				PF	A	TO	BLK	STL	PTS	AVG	
				FG-FGA	PCT	3FG-3FGA	PCT	FT-FTA	PCT	OFF	DEF	TOT	AVG								
UMES	11/08/2023		09:33	0-0	.000	0-0	.000	1-2	.500	1	3	4	4.0	1	0	3	0	0	1	1.0	
Campbell	11/12/2023		06:09	0-0	.000	0-0	.000	0-0	.000	0	1	1	2.5	3	0	1	0	0	0	0.5	
William & Mary	11/15/2023		08:53	1-3	.333	0-1	.000	0-0	.000	1	4	5	3.3	1	0	1	1	0	2	1.0	
vs Tulane	11/24/2023		04:08	0-2	.000	0-0	.000	0-0	.000	0	2	2	3.0	1	0	0	0	0	0	0.8	
at La Salle	12/03/2023		09:10	0-1	.000	0-0	.000	2-2	1.000	0	2	2	2.8	1	1	0	2	0	2	1.0	
Rider	12/06/2023		07:21	1-1	1.000	0-0	.000	0-0	.000	1	1	2	2.7	2	0	1	0	2	2	1.2	
Wofford	12/16/2023		07:51	0-2	.000	0-2	.000	0-0	.000	2	1	3	2.7	1	0	1	0	0	0	1.0	
NC State	12/31/2023		10:48	1-5	.200	1-3	.333	0-0	.000	0	4	4	2.9	2	0	0	3	0	3	1.3	
Duke	01/07/2024		04:29	0-1	.000	0-0	.000	0-0	.000	1	0	1	2.7	2	0	0	0	0	0	1.1	
at NC State	01/11/2024		13:45	0-3	.000	0-0	.000	0-0	.000	1	1	2	2.6	0	0	0	0	0	0	1.0	
at North Carolina	01/14/2024		03:32	1-1	1.000	0-0	.000	1-2	.500	0	0	0	2.4	0	0	0	0	0	3	1.2	
Notre Dame	01/18/2024		10:00	1-2	.500	1-1	1.000	2-2	1.000	0	2	2	2.3	3	0	3	1	0	5	1.5	
at Florida St.	01/21/2024		04:38	0-0	.000	0-0	.000	0-0	.000	0	1	1	2.2	0	0	0	0	0	0	1.4	
Pittsburgh	01/25/2024		05:48	0-0	.000	0-0	.000	0-0	.000	1	1	2	2.2	3	1	1	0	0	0	1.3	
North Carolina	01/28/2024		05:05	0-1	.000	0-0	.000	1-2	.500	2	1	3	2.3	0	0	0	0	0	1	1.3	
at Virginia Tech	02/01/2024		02:49	0-0	.000	0-0	.000	0-0	.000	0	0	0	2.1	0	0	0	0	0	0	1.2	
at Boston College	02/08/2024		00:02	0-0	.000	0-0	.000	0-0	.000	0	0	0	2.0	0	0	0	0	0	0	1.1	
Miami (FL)	02/22/2024		03:56	0-2	.000	0-1	.000	0-0	.000	0	2	2	2.0	0	0	0	1	0	0	1.1	
at Louisville	02/25/2024		02:10	0-0	.000	0-0	.000	0-0	.000	1	0	1	1.9	0	0	0	0	0	0	1.0	
at Duke	02/29/2024		10:52	1-3	.333	0-1	.000	0-0	.000	1	1	2	2.0	2	0	2	1	0	2	1.1	
Virginia Tech	03/03/2024		01:48	0-0	.000	0-0	.000	0-0	.000	0	0	0	1.9	1	0	0	0	0	0	1.0	
Totals			0	132:46	6-27	.222	2-9	.222	7-10	.700	12	27	39	1.9	23	2	13	9	2	21	1.0

Player Averages

Games Played	Minutes/game	Points/game	FG Pct	3FG Pct	FT Pct	Rebounds/game	Assists/game	Turnovers/game	Assist/Turnover ratio	Steals/game	Blocks/game
21	6.3	1.0	22.2	22.2	70.0	1.9	0.1	0.6	0.2	0.1	0.4

2023-24 BROADCAST SHEET




#0 OLIVIA MCGHEE
6-2 Guard
Mineral, Va.



#1 PARIS CLARK
5-8 Guard
The Bronx, N.Y.



#4 JILLIAN BROWN
5-10 Guard
Grand Rapids, Mich.



#5 YONTA VAUGHN
5-8 Guard
District Heights, Md.



#10 MIR MCLEAN
5-11 Guard/Forward
Baltimore, Md.




#12 EDESSA NOYAN
6-3 Forward
Södertälje, Sweden



#14 KAYDAN LAWSON
6-0 Guard
Cleveland, Ohio



#20 CAMRYN TAYLOR
6-2 Forward
Peoria, Ill.



#21 KYMORA JOHNSON
5-7 Guard
Charlottesville, Va.



#23 ALEXIA SMITH
5-8 Guard
Columbus, Ohio



#32 CADY PAULEY
5-11 Guard
Milan, Mo.



#33 SAM BRUNELLE
6-2 Forward
Ruckersville, Va.



#34 LONDON CLARKSON
6-2 Forward
Pflugerville, Texas



#41 TAYLOR LAUTERBACH
6-7 Center
Appleton, Wisc.



Amaka Agugua-Hamilton
Head Coach
2nd Season




CJ Jones
Assistant Coach
2nd Season



Tori Jankoska
Assistant Coach
2nd Season



Alysiah Bond
Assistant Coach
2nd Season



Janko Popovic
Assistant Coach
2nd Season