

VIRGINIA

2023-24 WOMEN'S BASKETBALL GAME NOTES

GAME INFORMATION

Tipoff: Thursday, March 21, 2024 · 7 p.m.

Site: Charlottesville VA / JPJ Arena

Watch: ESPN+

- Jason Patterson (pbp), Crystal Hubbard (analyst)

Radio: 1070-AM/98.9-FM WINA

- Luke Neer (pbp)

Live Stats: VirginiaSports.com

Twitter: @UVAWomensHoops

Virginia vs. High Point: 3-0

Charlottesville: 3-0

High Point: 0-0 **Neutral:** 0-0

First Meeting: Nov. 14, 2008 · W, 78-48 @UVA

Last Meeting: Nov. 11, 2013 · W, 73-54 @UVA

Winning Streak: 3 games by UVA

2023-24 SCHEDULE/RESULTS

Overall: 15-15 ACC: 7-11

Home: 9-8 Away: 5-5 Neutral: 1-2

| Date | Opponent | TV | Time/Result |
|---------------|-------------------------|----------|---------------|
| Wed, Nov. 8 | UMES | ACCNX | W, 76-52 |
| Sun, Nov. 12 | Campbell | ACCNX | W, 74-49 |
| Wed, Nov. 15 | William & Mary | ACCNX | W, 80-51 |
| Sun, Nov. 19 | #25 Oklahoma | ACCN | L, 67-82 |
| Fri, Nov. 24 | # vs. Tulane | Flo (\$) | W, 81-59 |
| Sat, Nov. 25 | # vs. #7 LSU | Flo (\$) | L, 73-76 |
| Thu, Nov. 30 | \$ Missouri | ACCN | W (OT), 87-81 |
| Sun, Dec. 3 | at La Salle | ESPN+ | W, 94-73 |
| Wed, Dec. 6 | Rider | ACCNX | W, 78-51 |
| Sat, Dec. 16 | Wofford | ACCNX | L, 70-71 |
| Thu, Dec. 21 | Fordham | ACCNX | W, 82-56 |
| Sun, Dec. 31 | * #3 NC State | ACCN | L, 61-72 |
| Thu, Jan. 4 | * at Georgia Tech | ACCNX | L, 60-63 |
| Sun, Jan. 7 | * Duke | The CW | L, 56-60 |
| Thu, Jan. 11 | * at #6 NC State | ACCNX | L, 66-93 |
| Sun, Jan. 14 | * at #20 North Carolina | ACCN | L, 68-81 |
| Thu, Jan. 18 | * #19 Notre Dame | ACCNX | L, 76-86 |
| Sun, Jan. 21 | * at #15 Florida State | ACCNX | W, 91-87 |
| Thu, Jan. 25 | * Pittsburgh | ACCNX | L, 52-56 |
| Sun, Jan. 28 | * #20 North Carolina | The CW | W, 81-66 |
| Thu, Feb. 1 | * at #17 Virginia Tech | ACCN | L, 63-76 |
| Sun, Feb. 4 | * Clemson | ACCN | L, 69-75 |
| Thu, Feb. 8 | * at Boston College | ACCN | W, 73-66 |
| Sun, Feb. 11 | * at Wake Forest | ACCNX | W, 87-79 |
| Sun, Feb. 18 | * #19 Syracuse | ACCN | L, 79-85 |
| Thu, Feb. 22 | * Miami | ACCNX | W, 77-60 |
| Sun, Feb. 25 | * at #20 Louisville | The CW | W, 73-68 |
| Thu, Feb. 29 | * at Duke | ACCNX | L, 54-73 |
| Sun, March 3 | * #5 Virginia Tech | ACCN | W, 80-75 |
| Wed, March 6 | % vs. (14) Wake Forest | ACCN | L, 55-58 |
| Thu, March 21 | ^ High Point | ESPN+ | 7 p.m. |

Bold - Home games

All times are Eastern

* - ACC regular-season game

- Cayman Islands Classic (George Town, Grand Cayman)

\$ - ACC/SEC Challenge

% - ACC Tournament (Greensboro, N.C.)

^ - Women's Basketball Invitation Tournament



VS.



(4) VIRGINIA CAVALIERS (15-15, 7-11 ACC)

Head Coach: Amaka Agugua-Hamilton (Hofstra '05, VCU '07)

At UVA: 30-30 (2nd season), Career: 104-45 (5th season)

HIGH POINT PANTHERS (20-11, 14-2 BIG SOUTH)

Head Coach: Chelsea Banbury (FGCU '07)

At High Point: 92-60 (5th season); Career: same

FOR OPENERS

- No. 4 seed Virginia (15-15) makes its first postseason appearance since 2018 on Thursday (March 21) when the Cavaliers host Big South regular-season champion High Point (20-11) in the first round of the inaugural Women's Basketball Invitation Tournament (WBIT).
- Tipoff from John Paul Jones Arena is set for 7 p.m. on ESPN+.

A WIN FOR THE CAVALIERS WOULD...

- Give Virginia its first postseason victory (not including ACC Tournament) since its 68-62 win over Cal in the 2018 NCAA Tournament.
- Guarantee UVA finishes its 2024 campaign with at least a .500 record for the second consecutive year under head coach **Amaka Agugua-Hamilton**.
- Be the Hoos' first postseason victory at John Paul Jones Arena since posting three wins in the 2012 WNIT.

VIRGINIA'S POSTSEASON HISTORY AT A GLANCE

- This year marks Virginia's 35th overall postseason appearance.
- The Cavaliers have appeared in 25 NCAA Tournaments, eight WNITs and one in the AIAW.

SERIES HISTORY

- Virginia leads the all-time series, which began in 2008, 3-0.
- All three meetings (2008, 2011 and 2013) fell within the first three games over Virginia's season.
- The Cavaliers' average margin of victory in the series is 24.3 points.

VIRGINIA'S POTENTIAL STARTING LINEUP

| Pos. | No. | Player (Hometown) | Yr. | Ht. | PPG | RPG | APG | NOTES |
|------|-----|---------------------------------------|-----------------|------|------|-----|-----|--|
| G | 21 | Kymora Johnson (Charlottesville, Va.) | Fr. | 5-7 | 15.6 | 4.8 | 5.4 | Second Team All-ACC; ACC All-Freshman Team; UVA's leading scorer |
| G | 1 | Paris Clark (Bronx, N.Y.) | So. | 5-8 | 9.9 | 4.6 | 2.0 | Transfer from Arizona; No. 33 transfer according to espnW |
| G | 4 | Jillian Brown (Grand Rapids, Mich.) | Jr. | 5-10 | 5.6 | 4.6 | 1.6 | Played two seasons at Northwestern (2021-23) |
| F | 33 | Sam Brunelle (Ruckersville, Va.) | Gr. | 6-2 | 6.1 | 3.0 | 0.9 | Katrina McClain Watch List selection (nation's top PF) |
| F | 20 | Camryn Taylor (Peoria, Ill.) | 5 th | 6-2 | 14.9 | 6.2 | 0.5 | 2022 Second Team All-ACC; 10 career double-doubles |

OTHER KEY CONTRIBUTORS

| Pos. | No. | Player (Hometown) | Yr. | Ht. | PPG | RPG | APG | NOTES |
|------|-----|---------------------------------------|-----|------|-----|-----|-----|---|
| G | 0 | Olivia McGhee (Louisville, Va.) | Fr. | 6-2 | 5.7 | 1.9 | 0.4 | Played three years for Louisa HS; played senior year at IMG Academy |
| G | 5 | Yonta Vaughn (District Heights, Md.) | So. | 5-8 | 5.0 | 2.4 | 3.5 | Cayman Islands Classic All-Tournament Team |
| G/F | 10 | Mir McLean (Baltimore, Md.) | Sr. | 5-11 | 0.0 | 0.0 | 0.0 | Last year's second-leading scorer before suffering season-ending injury |
| F | 12 | Edessa Noyan (Södertälje, Sweden) | Fr. | 6-3 | 3.0 | 2.8 | 0.4 | Member of Swedish U20 national team; three-level scorer |
| G | 14 | Kaydan Lawson (Cleveland, Ohio) | Sr. | 6-0 | 2.1 | 2.2 | 0.3 | Appeared in 28 games, including 18 starts in 2022-23 |
| G | 23 | Alexia Smith (Columbus, Ohio) | Sr. | 5-8 | 3.6 | 3.7 | 2.0 | Appeared in 29 games in 2022-23, including 13 starts |
| G | 32 | Cady Pauley (Milan Mo.) | So. | 5-11 | 2.8 | 0.6 | 0.3 | Of her 30 made FGs in 2022-23, 22 of them were 3FGs |
| F | 34 | London Clarkson (Pflugerville, Texas) | Gr. | 6-2 | 6.4 | 4.1 | 0.7 | Appeared in 29 games last year; 19 career 10+ point games |
| C | 41 | Taylor Lauterbach (Appleton, Wisc.) | Gr. | 6-7 | 1.0 | 1.9 | 0.1 | Transfer from Wisconsin; earned undergrad degree in three years |

LAST MEETING BETWEEN THE HOOS & HIGH POINT

- Virginia leads the all-time series against High Point, which began in 2008, 3-0.
- All three meetings (2008, 2011 and 2013) fell within UVA's first three games of the season in the month of November.
- The Cavaliers' average margin of victory in the series is 24.3 points.

COMMON OPPONENTS BETWEEN UVA & THE PANTHERS

- This season, Virginia and High Point share two common opponents in Virginia Tech and Wofford.
- The Cavaliers combined for a 1-2 record against the Hokies and Terriers, while HPU went 1-1.
- Virginia split its season series with Tech, 1-1, and dropped a heartbreaker to Wofford at the buzzer.
- The Panthers were blown out 94-55 by the Hokies in their second game of the season, but cruised to an 80-64 victory over Wofford a week and a half later.

LAST TIME OUT

- Two weeks ago, No. 11 seed Virginia dropped a heartbreaker, 58-55, to 14th-seeded Wake Forest in the first round of the 2024 Ally ACC Tournament at Greensboro Coliseum.
- The Cavaliers let their 15-point lead dwindle away in the fourth quarter as the Demon Deacons outscored UVA, 23-9, in the final 10 minutes of play.
- Nine minutes into the fourth quarter, Virginia had only one made field goal.
- The Hoos were led by **Camryn Taylor** (18 pts, 8-14 FG, 5 reb) and **Kymora Johnson** (15 pts, 9 reb, 5 ast).
- With her third assist of the night, Johnson set the UVA freshman assists record, surpassing Sharneé Zoll's 2005 record of 157 assists. Johnson now has 162 total assists on the season.

GAME NOTES

WINS OVER RANKED OPPONENTS

- For the first time since the 2008-09 season, the Cavaliers have recorded four wins over ranked opponents (at #15 Florida State, vs. #20 North Carolina, at #20 Louisville and #5 Virginia Tech).
- Prior to Virginia naming **Amaka Agugua-Hamilton** head coach on March 21, 2022, the Cavaliers had lost 27 consecutive matchups to ranked opponents.
- Entering its matchup against FSU, the Cavaliers were 3-47 in their last 50 games against ranked opponents.
- The win over the fifth-ranked Hokies marked UVA's first over an AP top-5 foe since knocking off No. 4 Florida State on Feb. 16, 2017.

OLD SCHOOL BASKETBALL

- For games played through March 17, Virginia is 20th in the nation in rebounds per game (41.50), 27th in free throw percentage (77.1) and 35th in blocks (4.5).
- The Cavaliers are 14-6 this season when either leading or tying their opponents in rebounding.
- UVA has shot at least 80 percent from the charity stripe in 11 games this season.

KYMORA JOHNSON LEADING THE CHARGE

- First-year guard **Kymora Johnson** is one of the nation's top freshmen.
- She was named an All-ACC Second Team and ACC All-Freshman selection.
- She is UVA's first freshman to be named to an All-ACC Team since 2002.
- Among the likes of Caitlin Clark, Georgia Amoore, and Hannah Hidalgo, Johnson is one of six Power-5 guards averaging at least 15.0 points and 5.0 assists per game.
- Johnson is leading the Cavaliers in scoring in conference play with an average of 15.6 points per game, good for 12th among all ACC players and second among the league's freshmen.
- Johnson has led the Hoos in scoring in 12 games this season, including when she scored a career-high 35 points in the Hoos' 81-87 road upset over then-No. 15 Florida State (Jan. 21).
- Johnson recorded her first career double-double with 15 points and a season-high 10 assists against No. 19 Syracuse (Feb. 18).
- With her third assist in UVA's ACC Tournament contest against Wake, Johnson set the UVA freshman assists record, surpassing Sharneé Zoll's 2005 record of 157 assists.
- Johnson now has 162 total assists on the season.
- Both Notre Dame's Hannah Hidalgo (5.5 apg) and Johnson (5.4 apg) are the only two freshmen in the nation averaging at least 5.0 assists per game.

CAMRYN TAYLOR: A STEADY PRESENCE FOR THE HOOS

- 2023 All-ACC selection **Camryn Taylor** has led UVA in scoring in 13 games this season, including six ACC contests.
- She scored a season-high 26 points in UVA's overtime win over Missouri (Nov. 30).
- Her 26 points against the Tigers were just one shy of tying her career high.
- Taylor has scored in double figures 20 times this season and leads the team in double-doubles (4).
- She is currently 13th in the ACC in scoring (14.9) and sixth in field goal percentage (48.0).
- Taylor is also currently fourth in the ACC throw percentage (84.0).
- At La Salle (Dec. 3), Taylor went 10-for-10 at the charity stripe without hitting a basket from the field.

HEAT CHECK

- After shooting 19.9 percent from 3-point range in its first four games of the season, the Cavaliers set the program single-game record with 15 made 3-pointers (35 attempts) in UVA's comeback win over Tulane (Nov. 24).
- Six different Cavaliers made a 3-pointer against the Green Wave, including **Sam Brunelle** (4-5 3FG) and **Yonta Vaughn** (4-8 3FG), who led the team with four each.
- UVA's previous record was 14 made 3s (24 attempts) at Rider on Jan. 2, 2008.
- In its 81-66 win over No. 20 North Carolina (Jan. 28), the Cavaliers went 11 for 19 (58 percent) from the 3-point range, its best mark of the season.

COMIN' IN HOT

- With an average of 22.8 points from its bench, Virginia is currently third in the ACC in bench scoring.
- The Cavaliers have tallied at least 25 points from its bench in 11 games this season, most recently against Boston College (26).
- In two of those games, the Cavaliers scored at least 45 points from their reserves (Tulane - 49; La Salle - 45).
- In UVA's 81-59 comeback win over Tulane (Nov. 24), the Cavaliers scored 49 points off the bench, the most by UVA in a single game since Dec. 18, 2011, when its bench scored 55 points in a 92-43 victory over Radford.
- Additionally, the Hoos' top-3 scorers against the Green Wave in **Yonta Vaughn** (14 pts), **Sam Brunelle** (12 pts) and **Alexa Smith** (10 pts) came off the bench.

HOOS RECEIVE VOTE IN AP TOP 25

- Following its 91-87 road win over then-No. 15 Florida State, Virginia received one vote in the subsequent AP top 25 poll, which was released Jan 22.
- Last year, the Cavaliers cracked the USA Today Coaches Poll at No. 25 after starting the season 12-0 in **Amaka Agugua-Hamilton's** first season as Virginia head coach.

EVERYBODY WANTS SOME

- After finishing fourth in the ACC in attendance (3,489) in 2022-23, UVA set a program record for season tickets sold this offseason after adding 1,000 new season ticket holders this year.
- For games played through March 4, Virginia is currently fifth in the ACC and No. 28 in the nation in attendance (4,815/gm).
- The Cavaliers set a UVA and commonwealth of Virginia attendance record of 11,975 when hosting Virginia Tech (March 3) at John Paul Jones Arena.

DON'T CALL IT A COMEBACK

- This season, the Cavaliers have successfully mounted two 15-point comebacks, their 81-59 triumph over Tulane (Nov. 24) and 87-81 overtime win over Missouri (Nov. 30).
- Virginia trailed the Tigers 28-13 with 9:30 left in the second quarter.
- Against Tulane, the Hoos trailed 19-5 with 3:01 remaining in the first quarter.
- UVA went on to lead by as many as 24 points [66-42] with 9:45 remaining against the Green Wave.
- Both comebacks are UVA's largest since it set the program record on Feb. 13, 2020, when the Cavaliers overcame a 22-point deficit in the Hoos' 69-64 win over Miami.
- UVA overcame 13-point deficit with 7:51 to play in the second quarter in the Cavaliers' 81-66 victory over No. 20 North Carolina (Jan. 28).
- Most recently, Virginia overcame a 10-point deficit in the first quarter in its 73-66 road win over BC (Feb. 8).

NON-CONFERENCE SUCCESS

- Under head coach **Amaka Agugua-Hamilton**, UVA is 19-3 against non-ACC teams.
- The Cavaliers won their first 14 matchups against non-conference foes before falling to No. 25 Oklahoma, 82-67, on Nov. 19.

ON THE HORIZON

- The winner of (4) Virginia-High Point takes on the winner of (1) Villanova-VCU.
- Tipoff times are expected to be announced either late Thursday evening or early Friday morning.

JOHNSON NAMED ACC ROOKIE OF THE WEEK

- For the second time this season, **Kymora Johnson** was named ACC Rookie of the Week for her performances in UVA's wins over Miami (Feb. 22) and then-No. 20 Louisville (Feb. 25), the conference office announced Feb. 26.
- Johnson led all ACC freshmen on the week in scoring after averaging 19.5 points along with 5.0 rebounds, 5.0 assists and 2.5 steals per game.
- In the win over the Cardinals, Johnson's fifth 3-pointer of the game broke a 61-61 tied score with under four minutes remaining, after which UVA led the rest of the way.

GAME NOTES

AMAKA AGUGUA-HAMILTON

OVERVIEW

- Amaka "Mox" Agugua-Hamilton was named Virginia's sixth head coach on March 21, 2022.
- Native of Herndon, Va., where she attended Oakton HS.
- Tripled the Cavaliers' win total (15) in 2022-23 from the previous two seasons combined.
- Recruited in the nation's No. 13 signing class of 2023.
- Led UVA to its first top-25 ranking in the USA Today Coaches Poll since 2010.
- Spent three seasons at Missouri State where she led the Lady Bears to back-to-back NCAA Tournament appearances, including a Sweet 16 appearance in 2021.
- Two-time MVC Coach of the Year (2020-21).
- 2020 WBCA Rookie Coach of the Year.
- 2021 WBCA National Coach of the Year finalist.
- Recorded nine wins over Power-5 teams in three seasons at MSU.
- First African-American woman to be named head coach for any sport at MSU.



EDUCATION

College: Hofstra '05, VCU '07

COACHING EXPERIENCE

| Year | School (position) |
|------------|---------------------------------------|
| 2006-07 | VCU (graduate assistant) |
| 2007-09 | VCU (assistant coach) |
| 2009-11 | Indiana (assistant coach) |
| 2011-13 | Old Dominion (assistant coach) |
| 2013-15 | Michigan State (assistant coach) |
| 2015-19 | Michigan State (associate head coach) |
| 2019-22 | Missouri State (head coach) |
| 2022-pres. | Virginia (head coach) |

THE AGUGUA-HAMILTON RECORD

| Year | School | Record (Conf) | Postseason |
|-----------------|------------------|----------------------|------------------|
| 2019-20 | Missouri State | 26-4 (16-2) | N/A (COVID-19) |
| 2020-21 | Missouri State | 23-3 (16-0) | NCAA Sweet 16 |
| 2021-22 | Missouri State | 25-8 (14-4) | NCAA First Round |
| 2022-23 | Virginia | 15-15 (4-14) | WNIT invitee |
| 2023-24 | Virginia | 15-15 (7-11) | |
| Total | 5 seasons | 104-45 | |
| Virginia | 2 seasons | 30-30 (11-25) | |

AGUGUA-HAMILTON VS. 2023-24 OPPONENTS

| Opponent | Career | UVA |
|------------------------|--------|-----|
| Boston College | 2-0 | 2-0 |
| Campbell | 2-0 | 2-0 |
| Clemson | 0-2 | 0-2 |
| Duke | 0-4 | 0-4 |
| Florida State | 2-1 | 1-1 |
| Fordham | 1-0 | 1-0 |
| Georgia Tech | 1-1 | 1-1 |
| La Salle | 1-0 | 1-0 |
| Louisville | 1-1 | 1-1 |
| LSU | 0-2 | 0-1 |
| Maryland Eastern-Shore | 2-0 | 2-0 |
| Miami (Fla.) | 1-1 | 1-1 |
| Missouri | 4-0 | 1-0 |
| NC State | 1-3 | 1-3 |
| North Carolina | 1-3 | 1-3 |
| Notre Dame | 0-2 | 0-2 |
| Oklahoma | 1-1 | 0-1 |
| Pittsburgh | 0-2 | 0-2 |
| Rider | 1-0 | 1-0 |
| Syracuse | 0-2 | 0-2 |
| Tulane | 1-0 | 1-0 |
| Virginia Tech | 2-3 | 1-3 |
| Wake Forest | 2-3 | 2-2 |
| William & Mary | 2-0 | 2-0 |
| Wofford | 0-1 | 0-1 |

VIRGINIA'S 91-87 ROAD TRIUMPH OVER NO. 15 FLORIDA STATE

- Kymora Johnson** scored 35 points on 14-of-20 shooting, pulled down seven rebounds and dished out six assists to lead the Cavaliers to a 91-87 triumph over then-No. 15 Florida State at Tucker Center on Jan. 21.
- The win marked the Cavaliers' first in league play this season and first true road win over an ACC team since the 2019-20 season.
- UVA's 91 points were the most in regulation against an ACC opponent since Jan. 30, 1998, when the Cavaliers scored 93 against Georgia Tech.
- The last time UVA scored at least 91 points against an ACC foe was in quadruple overtime at NC State on Feb. 10, 2011, when the Hoos scored 103 points.
- The win marked Cavaliers' first in Tallahassee since the 2011-12 season.
- The victory was also UVA's first true road win over a ranked opponent since Feb. 13, 2011, when UVA toppled then-No. 11 Maryland, 60-57, in College Park, Md.
- Including Johnson, five Cavaliers finished with double-digit points.

JOHNSON GARNERS WEEKLY HONORS

- Kymora Johnson** was named ACC Rookie of the Week and U.S. Basketball Writers Association's Tamika Catchings national freshman of the week for her performance against Notre Dame (Jan. 18) and at then-No. 15 Florida State (Jan. 21).
- Johnson averaged 25.5 points, 7.5 rebounds, 6.5 assists and shot 59 percent from the field.
- She scored 35 points in the win over FSU, which tied for sixth all-time in program history.
- Johnson is the first Virginia player to be named ACC Rookie of the Week since Kylie Kornegay-Lucas was recognized on Nov. 25, 2019.
- Johnson is one of just two freshmen in school history to achieve that milestone with the other being Dawn Staley, who had 37 points at Wake Forest on Feb. 2, 1989.
- At the time, she was also one of just five freshmen nationally – and the only ACC freshman – to score 35 points in a game this season.
- Prior to Virginia's matchup in Tallahassee, the last time a Cavalier scored 35 points was on Jan. 21, 2010, when Monica Wright scored 39 points at Boston College

CULTURE WINS

- Since becoming UVA's sixth head coach in the spring of 2022, one of **Amaka "Mox" Agugua-Hamilton's** biggest points of emphasis has been establishing a strong culture now and for years to come.
- A few of Virginia's team mantras include: Grind Now, Shine Later (#GNSL), Culture Wins, Give, and Family.
- Coach Mox has defined her mantra "Grind Now, Shine Later" as 'progress is a process'. When you focus on the work that's in front of you, the results and recognition will fall into place.

UVA'S RECORD UNDER AGUGUA-HAMILTON WHEN...

| Category | All | 2023-24 |
|-----------------------------------|-------|---------|
| Leading at the half | 21-4 | 11-3 |
| Trailing at the half | 8-24 | 4-11 |
| Tied at the half | 0-2 | 0-1 |
| Playing in overtime | 1-0 | 1-0 |
| Playing a non-conference opponent | 19-4 | 8-3 |
| Playing an ACC opponent | 11-27 | 7-12 |
| Shooting 50% or better | 5-0 | 3-0 |
| Shooting between 40-49.9% | 19-9 | 10-4 |
| Shooting less than 40% | 6-21 | 2-11 |
| Opponents shoot 50% or better | 0-7 | 0-2 |
| Opponents shoot less than 50% | 29-23 | 4-13 |
| UVA outrebounds its opponent | 24-10 | 13-5 |
| Opponent outrebounds UVA | 3-19 | 1-9 |
| Teams are tied in rebounds | 3-1 | 1-1 |
| UVA has 10 or more steals | 12-8 | 4-4 |
| UVA shoots 70% FT or better | 20-21 | 11-10 |
| UVA shoots less than 70% FT | 10-10 | 4-5 |
| Scoring less than 50 points | 0-0 | 0-0 |
| Scoring 50-59 points | 0-11 | 0-4 |
| Scoring 60-69 points | 4-13 | 0-7 |
| Scoring 70-79 points | 12-6 | 6-4 |
| Scoring 80-89 points | 11-0 | 7-0 |
| Scoring more than 90 points | 3-0 | 2-0 |
| Allowing fewer than 50 points | 5-0 | 1-0 |
| Allowing fewer than 40 points | 2-0 | 0-0 |
| Playing in John Paul Jones Arena | 20-13 | 9-8 |
| Playing on the road | 9-14 | 5-5 |
| Playing on a neutral court | 1-3 | 1-2 |
| Game decided by 1-4 points | 2-7 | 1-6 |
| Game decided by 5-10 points | 7-8 | 5-3 |
| Game decided by 11+ points | 21-15 | 9-6 |
| Playing at night | 13-16 | 6-7 |
| Playing in the afternoon | 16-14 | 8-8 |
| Playing in the morning | 1-0 | 1-0 |
| Playing on Monday | 1-0 | 0-0 |
| Playing on Tuesday | 0-0 | 0-0 |
| Playing on Wednesday | 7-3 | 3-1 |
| Playing on Thursday | 6-13 | 4-6 |
| Playing on Friday | 1-0 | 1-0 |
| Playing on Saturday | 1-2 | 0-2 |
| Playing on Sunday | 14-12 | 7-6 |
| Playing in November | 14-2 | 5-2 |
| Playing in December | 7-3 | 3-2 |
| Playing in January | 3-13 | 2-6 |
| Playing in February | 5-10 | 4-4 |
| Playing in March | 1-2 | 1-1 |

ACC PRESEASON POLL

| | |
|----------------------------|------------|
| 1. Virginia Tech (45)..... | 1,116 |
| 2. Notre Dame (14)..... | 1,052 |
| 3. North Carolina (1)..... | 973 |
| 4. Louisville (1)..... | 867 |
| 5. Florida State..... | 855 |
| 6. Miami..... | 702 |
| 7. Duke..... | 686 |
| 8. NC State..... | 652 |
| 9. Syracuse..... | 504 |
| 10. Virginia..... | 438 |
| 11. Clemson..... | 395 |
| 12. Georgia Tech..... | 342 |
| 13. Boston College..... | 226 |
| 14. Wake Forest..... | 192 |
| 15. Pittsburgh..... | 120 |

GAME NOTES

VIRGINIA ALL-TIME VS. 2023-24 OPPONENTS

| Opponent | Overall |
|------------------------|---------|
| Boston College | 21-6 |
| Campbell | 2-1 |
| Clemson | 44-35 |
| Duke * | 35-44 |
| Florida State | 36-22 |
| Fordham | 3-0 |
| Georgia Tech | 59-19 |
| High Point | 3-0 |
| La Salle | 1-0 |
| Louisville | 3-11 |
| LSU | 0-1 |
| Maryland Eastern-Shore | 3-0 |
| Miami (Fla.) | 11-12 |
| Missouri | 1-0 |
| NC State * | 41-43 |
| North Carolina * | 35-59 |
| Notre Dame | 3-11 |
| Oklahoma | 0-1 |
| Pittsburgh | 7-7 |
| Rider | 6-0 |
| Syracuse | 5-11 |
| Tulane | 1-3 |
| Virginia Tech * | 52-19 |
| Wake Forest | 71-11 |
| William & Mary | 13-0 |
| Wofford | 0-1 |

* - Two regular-season matchups scheduled in 2023-24

UPCOMING MILESTONES

Wins

150 Wins.....Amaka Agugua-Hamilton, 104

Games Played

130 GP.....Sam Brunelle, 129

Camryn Taylor, 125

125 GP.....Alexia Smith, 111

London Clarkson, 107

100 GP.....Taylor Lauterbach, 96

Total Points

2,000 Points.....Camryn Taylor, 1,558

1,500 Points.....Sam Brunelle, 1,199

600 Points.....Jillian Brown, 566

London Clarkson, 530

500 Points.....Alexia Smith, 474

Field Goals Made

650 FGM.....Camryn Taylor, 613

500 FGM.....Sam Brunelle, 453

Rebounding

750 Rebounds.....Camryn Taylor, 715

500 Rebounds.....Sam Brunelle, 492

400 Rebounds.....London Clarkson, 348

Alexia Smith, 345

Jillian Brown, 331

Kaydan Lawson, 304

Blocked Shots

100 Blocks.....Sam Brunelle, 96

Camryn Taylor, 78

75 Blocks.....London Clarkson, 55

Taylor Lauterbach, 50

Steals

100 Steals.....Camryn Taylor, 96

Alexia Smith, 82

75 Steals.....Kaydan Lawson, 70

Jillian Brown, 69

Sam Brunelle, 69

London Clarkson, 65

VIRGINIA INKS BREONA HURD TO CLASS OF 2024

- Virginia women's basketball head coach Amaka Agugua-Hamilton announced the signing of **Breona Hurd** (Waynesville, Mo.) to the Cavaliers' 2024 signing class on Wednesday (Nov. 8).
- On Jan. 9, Hurd was named a McDonald's All-American nominee.
- With 37 points in Waynesville's win over Washington on Jan. 26, Hurd became the school's all-time leading scorer (2,065).
- Agugua-Hamilton described Hurd as, "a versatile forward that can shoot, pass, and score in the low post. She is physical, can rebound and start the break."

THE RETURNERS

- This season, Virginia returns eight players from last year's squad, including Second Team All-ACC selection **Camryn Taylor** and 2024 Katrina McClain Watch List (nation's top power forward) selection **Sam Brunelle**.
- Other returners include guards **Kaydan Lawson**, **Alexia Smith**, **Cady Pauley** and **Yonta Vaughn**, and forwards **Mir McLean** and **London Clarkson**.

THE NEWCOMERS

- First years **Kymora Johnson**, **Olivia McGhee** and **Edessa Noyan** make up the nation's No. 13 recruiting class.
- In addition to Brunelle, both Johnson and McGhee are natives of the Charlottesville-area, while Noyan hails from Sweden.
- Johnson was also a two-time Gatorade Virginia Girls Basketball Player of the Year while attending St. Anne's-Belfield.
- In addition to its freshman class, UVA signed three players from the transfer portal this offseason in guards **Paris Clark** (Arizona) and **Jillian Brown** (Northwestern), and 6-7 center **Taylor Lauterbach** (K-State).
- Clark was ranked the nation's No. 33 transfer this offseason according to ESPN.com.

2023-24 OPPONENTS

- This season, UVA faces 10 different opponents that reached the 2023 NCAA Tournament.
- Both Oklahoma and reigning-national champion LSU are the two non-conference opponents that earned tournament berths.
- Eight ACC teams made the NCAA Tournament last season in Duke, Florida State, Louisville, Miami, NC State, North Carolina, Notre Dame and Virginia Tech.
- All four of UVA's ACC travel pod partners (Duke, NCSU, UNC & VT), which the Cavaliers will have to face twice during the regular season, made the big dance last year.

UVA IN THE POLLS

| Date | AP | USA/Coaches |
|-----------|----|-------------|
| Preseason | - | - |
| Nov. 13 | - | - |
| Nov. 20 | - | - |
| Nov. 27 | - | - |
| Dec. 4 | - | - |
| Dec. 11 | - | - |
| Dec. 18 | - | - |
| Dec. 25 | - | - |
| Jan. 1 | - | - |
| Jan. 8 | - | - |
| Jan. 15 | - | - |
| Jan. 22 | RV | - |
| Jan. 29 | - | - |
| Feb. 5 | - | - |
| Feb. 12 | - | - |
| Feb. 19 | - | - |
| Feb. 26 | - | - |
| March 4 | - | - |
| March 11 | - | - |
| March 18 | - | - |

GAME NOTES

A LOOK BACK AT 2022-23

- After going 5-22 in 2021-22, Virginia tripled its win total (15-15) last year under Coach Mox in her first season at UVA.
- The Cavaliers received an invite to the 2023 WNIT, but declined to participate due to a lack of healthy players.
- Last year, Virginia garnered its first national ranking – No. 25 in the USA Today Coaches Poll – since the 2011-12 season.
- The Cavaliers kicked off their 2022-23 campaign by winning their first 12 games, the best start in program history since the 1994-95 season.

BRUNELLE NAMED TO KATRINA McCLAIN WATCH LIST

- For the second consecutive year, UVA forward **Sam Brunelle** was named a Katrina McClain Award Watch List selection, which was announced by the Naismith Memorial Basketball Hall of Fame and the WBCA on Oct. 19.
- The award, which is in its seventh year, recognizes the top power forward in NCAA Division I women's basketball. A national committee of top college basketball personnel determined the watch list of 20 candidates.
- Last season, Brunelle averaged 11.0 points per game, shot 40 percent from 3-point range and 91.2 percent from the free throw line. Brunelle started in 21 games for the Cavaliers in 2022-23 before her season was cut short due to injury.
- She scored in double figures in 14 games, helped the Hoos start 12-0 and achieve the program's first top-25 ranking – in the USA Today Coaches Poll – since 2010. Brunelle joined UVA in 2022 as a graduate transfer from Notre Dame.

WRIGHT INDUCTED INTO VIRGINIA SPORTS HALL OF FAME

- Former Cavalier Monica Wright Rogers was inducted into the Virginia Sports Hall of Fame as part of its class of 2024, the organization announced Nov. 27.
- A native of Woodbridge, Va., Wright Rogers was Virginia's the 2006 Gatorade Virginia Player of the Year and was selected as a WBCA All-American.
- During her four years at Virginia, Wright Rogers set program career records for total points (2,540), scoring average (19.1 ppg), field goals made (962), field goal attempts (2,207) and 25-point games (28), and ranks fourth on the all-time list with 372 steals.
- A three-time All-American, Wright Rogers was named the 2010 ACC Player of the Year, ACC Defensive Player of the Year and WBCA National Defensive Player of the Year. Following her graduation, she played seven seasons in the WNBA, winning two WNBA Championships, and was named to the 2010 All-Rookie Team.

JANKOSKA ENSHRINED IN SAGINAW COUNTY SPORTS HALL OF FAME

- Virginia assistant coach **Tori Jankoska**, arguably the best Michigan State women's basketball player of all-time, was enshrined in the Saginaw County (Mich.) Sports Hall of Fame on Nov. 5.
- Jankoska was a four-time all-state player for Freeland High School from 2010-13 where she scored a Saginaw County record 2,333 career points, also good for No. 9 all-time in the state of Michigan.
- Her senior year, she was crowned Michigan's Miss Basketball and the state's Gatorade Player of the Year.
- At Michigan State, she set the program's all-time scoring record (2,212).
- Jankoska was selected ninth overall by the Chicago Sky in the 2017 WNBA Draft and later played for the Polish basketball team, Basket Gdynia.
- Prior to her arrival at Virginia in 2022, Jankoska served as assistant coach for three seasons (2019-22) at Missouri State under current UVA head coach **Amaka Agugua-Hamilton**.

JOCELYN WILLOUGHBY IN THE WNBA

- Virginia alumnae Jocelyn Willoughby '20 wrapped up her third playing season in the WNBA with the New York Liberty.
- Willoughby and the Liberty reached the WNBA finals where they fell, 3-1, in the series to the Las Vegas Aces.
- Willoughby led the ACC in scoring as a senior, averaging 19.2 points and 7.7 rebounds per game.
- This year's Virginia team traveled to Brooklyn, N.Y. for game No. 2 of the WNBA finals, which the Liberty won, 87-73, in Barclays Center.
- After the win, the Cavaliers were able to tour the arena with Willoughby.



CAVALIERS SELECTED IN THE WNBA DRAFT

| Year | Name | Team | Rd. | Pk. |
|------|-----------------------------------|-----------------|-----|-----|
| 1997 | Wendy Palmer* (Elite Draft) | Utah Starzz | 2 | 1 |
| | Tammi Reiss* | Utah Starzz | 1 | 5 |
| | Tora Suber | Charlotte Sting | 1 | 7 |
| 1999 | Dawn Staley* | Charlotte Sting | 1 | 9 |
| 2000 | Lesley Brown (Expansion Draft) | Miami Sol | - | 19 |
| | Renee Robinson | Indiana Fever | 4 | 9 |
| 2001 | Svetlana Volnaya | Detroit Shock | 3 | 6 |
| 2003 | Telisha Quarles | Phoenix Mercury | 3 | 4 |
| 2008 | Sharnee Zoll | LA Sparks | 3 | 1 |
| 2009 | Lyndra Littles | Connecticut Sun | 2 | 4 |
| 2010 | Monica Wright | Minnesota Lynx | 1 | 2 |
| 2020 | Jocelyn Willoughby | Phoenix Mercury | 1 | 10 |

CAVALIERS WHO HAVE PLAYED IN THE WNBA

Heidi Burge (LA Sparks 1997, Washington Mystics 1998)

Jenny Boucek (Cleveland Rockers 1997)

Wendy Palmer (Utah Starzz 1997-99; Detroit Shock 1999-02; Orlando Miracle 2002; Connecticut Sun 2003-04; San Antonio Silver Stars 2005; Seattle Storm 2006-07)

Tammi Reiss (Utah Starzz 1997-98)

Tora Suber (Charlotte Sting 1997-98; Orlando Miracle 1999)

Heather Burge (Sacramento Monarchs 1999)

Dawn Staley (Charlotte Sting 1999-2005; Houston Comets 2005-06)

Lesley Brown (Miami Sol, 2000)

DeMya Walker (Portland Fire 2000-02; Sacramento Monarchs 2003-09; Connecticut Sun 2010-11; Washington Mystics 2011; New York Liberty 2012-13)

Sharneé Zoll (Minnesota Lynx 2008, Chicago Sky 2013)

Monica Wright (Minnesota Lynx 2010-15; Seattle Storm 2015-16)

Jocelyn Willoughby (New York Liberty 2020-pres.)

WNBA CHAMPIONS

DeMya Walker (Sacramento Monarchs, 2005)

Monica Wright (Minnesota Lynx, 2011 & 2013)

2023-24 VIRGINIA ROSTER

NUMERICAL

| No. | Name | Pos. | Yr. | Ht. | Hometown | High School/Previous School |
|-----|-------------------|------|-----|------|-----------------------|--|
| 0 | Olivia McGhee | G | Fr. | 6-2 | Louisa, Va. | IMG Academy |
| 1 | Paris Clark | G | So. | 5-8 | Bronx, N.Y. | Long Island Lutheran/Arizona |
| 4 | Jillian Brown | G | Jr. | 5-10 | Grand Rapids, Mich. | East Grand Rapids/Northwestern |
| 5 | Yonta Vaughn | G | So. | 5-8 | District Heights, Md. | Bishop McNamara |
| 10 | Mir McLean | G/F | Sr. | 5-11 | Baltimore, Md. | Roland Park Country School/UConn |
| 12 | Edessa Noyan | F | Fr. | 6-3 | Södertälje, Sweden | Täljegymnasiet |
| 14 | Kaydan Lawson | G | Sr. | 6-0 | Cleveland, Ohio | Orange |
| 20 | Camryn Taylor | F | 5th | 6-2 | Peoria, Ill. | Richwoods/Marquette |
| 21 | Kymora Johnson | G | Fr. | 5-7 | Charlottesville, Va. | St. Anne's-Belfield School |
| 23 | Alexia Smith | G | Sr. | 5-8 | Columbus, Ohio | Columbus Africentric Early College/Minnesota |
| 32 | Cady Pauley | G | So. | 5-11 | Milan, Mo. | Milan |
| 33 | Sam Brunelle | F | Gr. | 6-2 | Ruckersville, Va. | William Monroe/Notre Dame |
| 34 | London Clarkson | F | Gr. | 6-2 | Pflugerville, Texas | Pflugerville/Florida State |
| 41 | Taylor Lauterbach | C | Gr. | 6-7 | Appleton, Wisc. | Appleton West/K-State |

ALPHABETICAL

| No. | Name | Pos. | Yr. | Ht. | Hometown | High School/Previous School |
|-----|-------------------|------|-----|------|-----------------------|--|
| 4 | Jillian Brown | G | Jr. | 5-10 | Grand Rapids, Mich. | East Grand Rapids/Northwestern |
| 33 | Sam Brunelle | F | Gr. | 6-2 | Ruckersville, Va. | William Monroe/Notre Dame |
| 1 | Paris Clark | G | So. | 5-8 | Bronx, N.Y. | Long Island Lutheran/Arizona |
| 34 | London Clarkson | F | Gr. | 6-2 | Pflugerville, Texas | Pflugerville/Florida State |
| 21 | Kymora Johnson | G | Fr. | 5-7 | Charlottesville, Va. | St. Anne's-Belfield School |
| 41 | Taylor Lauterbach | C | Gr. | 6-7 | Appleton, Wisc. | Appleton West/K-State |
| 14 | Kaydan Lawson | G | Sr. | 6-0 | Cleveland, Ohio | Orange |
| 0 | Olivia McGhee | G | Fr. | 6-2 | Louisa, Va. | IMG Academy |
| 10 | Mir McLean | G/F | Sr. | 5-11 | Baltimore, Md. | Roland Park Country School/UConn |
| 12 | Edessa Noyan | F | Fr. | 6-3 | Södertälje, Sweden | Täljegymnasiet |
| 32 | Cady Pauley | G | So. | 5-11 | Milan, Mo. | Milan |
| 23 | Alexia Smith | G | Sr. | 5-8 | Columbus, Ohio | Columbus Africentric Early College/Minnesota |
| 20 | Camryn Taylor | F | 5th | 6-2 | Peoria, Ill. | Richwoods/Marquette |
| 5 | Yonta Vaughn | G | So. | 5-8 | District Heights, Md. | Bishop McNamara |

Head Coach: Amaka Agugua-Hamilton (Hofstra '05), 2nd year

Assistant Coach: CJ Jones (Francis Marion '10), 2nd year

Assistant Coach: Tori Jankoska (Michigan State '16), 2nd year

Assistant Coach: Alysiah Bond (Ohio State '95), 2nd year

Assistant Coach: Janko Popovic (LeMoyne-Owen, '14), 2nd year

Director of Basketball Operations: Jazmin Horne (Saint Joseph's '17, Temple '22), 2nd season

Director of Scouting and Player Development: Abby Emmert (Missouri State '21, '22), 2nd season

Director of Recruiting Operations: Mariah White (Missouri State '22), 2nd season

Athletic Trainer: Lydia Johnson (Charleston Southern, '12), 2nd season

Strength & Conditioning Coach: Justin Westbrook (Virginia '22, '23), 1st season

Pronunciation Guide

| | | |
|-----|-----------------------|------------------------|
| 5. | Yonta Vaughn | Yahn-tah |
| 10. | Mir McLean | Rhymes with dear |
| 12. | Edessa Noyan | Eh-dess-uh |
| 21. | Kymora Johnson | Kuh-more-uh |
| 23. | Alexia Smith | Uh-lex-ee-uh |
| 41. | Taylor Lauterbach | Law-tuhr-bahk |
| | Amaka Agugua-Hamilton | Uh-mah-kuh Uh-goo-gwah |
| | Alysiah Bon | Uh-lie-shuh |
| | Tori Jankoska | Jan-kahs-kuh |
| | Janko Popovic | Yahn-koh Pop-oh-vich |

UVA BIRTHDAYS

| | |
|--------------|-------------------|
| February 1 | Alexia Smith |
| February 9 | Yonta Vaughn |
| February 18 | Olivia McGhee |
| March 15 | Camryn Taylor |
| March 19 | Sam Brunelle |
| May 2 | Edessa Noyan |
| May 15 | Cady Pauley |
| June 7 | Taylor Lauterbach |
| July 25 | Kymora Johnson |
| August 13 | Jillian Brown |
| September 5 | Mir McLean |
| September 12 | Paris Clark |
| October 17 | London Clarkson |
| December 14 | Kaydan Lawson |



VIRGINIA'S RECORD WHEN...

VIRGINIA'S RECORD IN 2023-24 WHEN...

| | |
|--|------|
| Games decided by 10 points or less | 6-8 |
| Games decided by 11 points or more | 9-6 |
| Leading at halftime | 11-3 |
| Trailing at halftime | 4-11 |
| Tied at halftime | 0-1 |
| In overtime games | 1-0 |
| Leading by 10 or more points | 10-2 |
| Shot FG 50% or better | 3-0 |
| Shot FG 40-49.9% | 9-5 |
| Shot FG less than 40% | 2-10 |
| Holding opponent under 60 points | 6-2 |
| Scoring 30-39 points | 0-0 |
| Scoring 40-49 points | 0-0 |
| Scoring 50-59 points | 0-4 |
| Scoring 60-69 points | 0-7 |
| Scoring 70-79 points | 6-3 |
| Scoring 80-89 points | 7-0 |
| Scoring 90-100 points | 2-0 |
| Scoring over 100 points | 0-0 |
| Outrebounding opponent | 13-5 |
| Being outrebounded | 1-9 |
| Tied in rebounding | 1-1 |
| Had fewer turnovers than opponent | 10-5 |
| Tied in turnovers | 0-4 |
| Committed fewer than 15 turnovers | 8-6 |
| Wearing white uniforms | 10-9 |
| Wearing blue uniforms | 3-3 |
| Wearing orange uniforms | 2-3 |

VIRGINIA MARGINS OF VICTORY IN 2023-24

| | |
|--------------------|---|
| 1-3 points | 0 |
| 4-9 points | 6 |
| 10-19 points | 2 |
| 20-29 points | 7 |
| 30-39 points | 0 |
| 40-49 points | 0 |

VIRGINIA MARGINS OF DEFEAT IN 2023-24

| | |
|--------------------|---|
| 1-3 points | 4 |
| 4-9 points | 4 |
| 10-19 points | 6 |
| 20-29 points | 1 |
| 30-39 points | 0 |
| 40-49 points | 0 |

LARGEST LEADS & BEST SCORING RUNS IN 2023-24

| | |
|-----------------------------------|--|
| Largest winning margin | 29 (80-51) vs. William & Mary, 11/15/23 |
| Largest losing margin | 27 (66-93) at #6 NC State, 1/11/24 |
| Largest lead | 38 (3rd 4:54) vs. Fordham, 12/21/23 |
| Largest deficit | 34 (3rd 1:16) at #6 NC State, 1/11/24 |
| Largest deficit in a win | 15 (1st 3:01) vs. Tulane, 11/24/23 15 (2nd 9:30) vs. Missouri, 11/30/23 |
| Largest lead in a loss | 15 (3rd 1:18) vs. Wake Forest, 03/06/24 |
| Largest halftime lead | 25 (50-25) vs. Fordham, 12/21/23 |
| Largest halftime deficit | 23 (34-57) at #6 NC State, 1/11/24 |
| Largest halftime deficit in a win | 8 (28-36) vs. Missouri, 11/30/23 |
| Best scoring run | 21 (4th 3:01) vs. Campbell, 11/12/23 |
| Opponent's best scoring run | 13 (3rd 6:17) vs. Pittsburgh, 1/25/24 |

SCORING BENCHMARKS

GAMES WITH 20 OR MORE POINTS IN 2023-24

| | Career | 2023-24 |
|------------------------|--------|---------|
| #20 Camryn Taylor, F | 16* | 5 |
| #33 Sam Brunelle, F | 8# | 1 |
| #21 Kymora Johnson, G | 8 | 8 |
| #10 Mir McLean, G/F | 3 | 0 |
| #34 London Clarkson, G | 1 | 0 |
| #0 Olivia McGhee, G | 1 | 1 |

* - includes four 20-point games in two seasons at Marquette (2019-21)

- includes seven 20-point games in three seasons at Notre Dame (2019-22)

GAMES WITH 10 OR MORE POINTS

| | Career | 2023-24 |
|--------------------------|--------|---------|
| #20 Camryn Taylor, F | 82* | 22 |
| #33 Sam Brunelle, F | 63* | 9 |
| #34 London Clarkson, F | 23* | 8 |
| #4 Jillian Brown, G | 22* | 7 |
| #10 Mir McLean, G/F | 20* | 0 |
| #21 Kymora Johnson, G | 23 | 23 |
| #1 Paris Clark, G | 17* | 14 |
| #14 Kaydan Lawson, F | 12 | 0 |
| #23 Alexia Smith, G | 12 | 5 |
| #0 Olivia McGhee, G/F | 9 | 9 |
| #5 Yonta Vaughn, G | 4 | 3 |
| #32 Cady Pauley, G | 3 | 0 |
| #12 Edessa Noyan, F | 1 | 1 |
| #41 Taylor Lauterbach, C | 1* | 0 |

* - includes 10-point games at previous school

GAMES WITH 10 OR MORE REBOUNDS

| | Career | 2023-24 |
|--------------------------|--------|---------|
| #10 Mir McLean, G/F | 6 | 0 |
| #20 Camryn Taylor, F | 6 | 4 |
| #14 Kaydan Lawson, F | 1 | 0 |
| #34 London Clarkson, F | 1 | 0 |
| #4 Jillian Brown, G | 2 | 2 |
| #41 Taylor Lauterbach, C | 2* | 0 |
| #23 Alexia Smith, G | 1 | 1 |
| #1 Paris Clark, G | 1 | 1 |

* - includes two 10-rebound games in three seasons at K-State

DOUBLE DOUBLES

| | Career | 2023-24 |
|-----------------------|--------|---------|
| #21 Camryn Taylor, F | 12* | 4 |
| #10 Mir McLean, G/F | 7 | 0 |
| #4 Jillian Brown, G | 1 | 1 |
| #1 Paris Clark, G | 1 | 1 |
| #21 Kymora Johnson, G | 1 | 1 |
| #23 Alexia Smith, G | 1 | 1 |

* - includes five double-doubles in 27 games at Marquette

GAME-BY-GAME LEADERS & STARTING LINEUPS

| Date | Opponent | W/L | Score | Points | Rebounds | Assists |
|-------|-----------------------|--------|-------|------------------------|-----------------------|--------------------|
| 11/8 | UMES | W | 76-52 | Taylor, 22 | Brown, 13 | Vaughn, 8 |
| 11/12 | Campbell | W | 74-49 | Taylor, 16 | Noyan, 8 | Johnson, 7 |
| 11/15 | William & Mary | W | 80-51 | Brown, 17 | Brown & Taylor, 7 | Smith, 4 |
| 11/19 | Oklahoma | L | 67-82 | Taylor, 17 | Brown, 9 | Johnson, 6 |
| 11/24 | vs. Tulane | W | 81-59 | Vaughn, 14 | McGhee, 6 | Johnson, 9 |
| 11/25 | vs. LSU | L | 73-76 | Clark, 19 | Brown & Clark, 7 | Vaughn, 7 |
| 11/30 | Missouri | W (ot) | 87-81 | Taylor, 26 | Smith, 13 | Johnson, 7 |
| 12/3 | at La Salle | W | 94-73 | Johnson, 17 | Brown, 8 | Vaughn, 6 |
| 12/6 | Rider | W | 78-51 | Taylor, 18 | Taylor, 13 | Johnson, 4 |
| 12/16 | Wofford | L | 70-71 | Clark & McGhee, 14 | Clarkson, 9 | Johnson, 9 |
| 12/21 | Fordham | W | 82-56 | Johnson, 26 | Taylor, 8 | Johnson, 7 |
| 12/31 | #3 NC State | L | 61-72 | Taylor, 17 | Taylor, 15 | Johnson, 7 |
| 1/4 | at Georgia Tech | L | 60-63 | Taylor, 19 | Clark, 12 | Johnson, 6 |
| 1/7 | Duke | L | 56-60 | Taylor, 17 | Johnson, 8 | Vaughn, 6 |
| 1/11 | at #6 NC State | L | 66-93 | Taylor, 22 | Smith, 9 | Smith, 6 |
| 1/14 | at #20 North Carolina | L | 68-81 | Taylor, 16 | Clarkson & Taylor, 7 | Johnson & Smith, 5 |
| 1/18 | #19 Notre Dame | L | 76-86 | Clark & Johnson, 16 | Johnson, 8 | Johnson, 7 |
| 1/21 | at #15 Florida State | W | 91-87 | Johnson, 35 | Taylor, 10 | Johnson, 6 |
| 1/25 | Pittsburgh | L | 52-56 | Johnson, 17 | Smith, 8 | Johnson, 4 |
| 1/28 | #20 North Carolina | W | 81-66 | Johnson, 25 | Brunelle, 7 | Smith, 6 |
| 2/1 | at #17 Virginia Tech | L | 63-76 | Johnson, 22 | Clark, 8 | Johnson, 3 |
| 2/4 | Clemson | L | 69-75 | Johnson & Brunelle, 24 | Clark, 7 | Johnson, 8 |
| 2/8 | at Boston College | W | 73-66 | Vaughn, 16 | Noyan, 9 | Johnson, 4 |
| 2/11 | at Wake Forest | W | 87-79 | Johnson, 23 | Brunelle & Johnson, 6 | Johnson, 7 |
| 2/18 | #19 Syracuse | L | 79-85 | Taylor, 20 | Taylor, 8 | Johnson, 10 |
| 2/22 | Miami | W | 77-60 | Johnson, 21 | Taylor, 11 | Smith, 8 |
| 2/25 | at #20 Louisville | W | 73-68 | Taylor, 22 | Clark, 8 | Johnson, 6 |
| 2/29 | Duke | L | 54-73 | Johnson, 14 | Johnson, 6 | Johnson, 2 |
| 3/3 | #5 Virginia Tech | W | 80-75 | Johnson, 21 | Taylor, 7 | Johnson, 8 |
| 3/6 | vs. Wake Forest | L | 55-58 | Taylor, 18 | Johnson, 9 | Clark, 6 |

Bold – Team season high

STARTING LINEUPS

| Lineup # | Game(s) | W-L | G | G | G/F | F | F/C |
|----------|---------------------------|-----|-----------------------|---------------------|--------------------|---------------------|------------------------|
| 1 | 1 | 1-0 | Johnson | Brown | Smith | Taylor | Noyan |
| 2 | 2-4 | 2-1 | Johnson | Brown | Smith | Taylor | Clarkson |
| 3 | 5 | 1-0 | Johnson | Brown | McGhee | Taylor | Clarkson |
| 4 | 6-9, 11, 15-16, 26-28, 30 | 6-5 | Johnson ³⁰ | Clark ¹³ | Smith ¹ | Taylor ⁶ | Brunelle ¹¹ |
| 5 | 10 | 0-1 | Johnson | Clark | Smith | Brunelle | Clarkson |
| 6 | 12-13 | 0-2 | Johnson | Clark | Smith | Taylor | Clarkson |
| 7 | 14 | 0-1 | Johnson | Clark | Brown | Taylor | Clarkson |
| 8 | 17 | 0-1 | Johnson | Smith | McGhee | Taylor | Clarkson |
| 9 | 18-19 | 1-1 | Johnson | Clark | McGhee | Taylor | Clarkson |
| 10 | 20-21 | 1-1 | Johnson | Clark | McGhee | Brunelle | Clarkson |
| 11 | 22 | 0-1 | Johnson | Clark | Brown | Brunelle | Clarkson |
| 12 | 23 | 1-0 | Johnson | Clark | Brown | Brunelle | Noyan |
| 13 | 24 | 1-0 | Johnson | Clark | McGhee | Brunelle | Noyan |
| 14 | 25 | 0-1 | Johnson | Clark | McGhee | Brunelle | Taylor |
| 15 | 29 | 1-0 | Johnson | Clark | Lawson | Brunelle | Taylor |

- Consecutive starts

GAME-BY-GAME SCORING & SPECIALTY STATS

| Date | Opponent | Total | | 1st Half | | 2nd Half (OT) | | Starters | | Bench | | In the Paint | | Fast Break | | 2nd Chance | | Off Turnovers | |
|-------|-----------------------|-----------|-----------|-----------|-----------|---------------|-----------|-----------|-----------|-----------|----------|--------------|-----------|------------|----------|------------|----------|---------------|----------|
| | | UVA | Opp. | UVA | Opp. | UVA | Opp. | UVA | Opp. | UVA | Opp. | UVA | Opp. | UVA | Opp. | UVA | Opp. | UVA | Opp. |
| 11/8 | UMES | 76 | 52 | 35 | 22 | 41 | 30 | 58 | 27 | 18 | 25 | 30 | 10 | 24 | 6 | 12 | 4 | 14 | 10 |
| 11/12 | Campbell | 74 | 49 | 29 | 35 | 45 | 14 | 65 | 37 | 9 | 12 | 32 | 22 | 22 | 5 | 14 | 9 | 20 | 6 |
| 11/15 | William & Mary | 80 | 51 | 34 | 23 | 46 | 28 | 49 | 33 | 31 | 18 | 42 | 24 | 22 | 7 | 15 | 10 | 13 | 5 |
| 11/19 | #25 Oklahoma | 67 | 82 | 27 | 44 | 40 | 38 | 41 | 63 | 26 | 19 | 36 | 30 | 7 | 18 | 15 | 8 | 21 | 7 |
| 11/24 | vs. Tulane | 81 | 59 | 36 | 34 | 45 | 25 | 32 | 43 | 49 | 16 | 26 | 22 | 13 | 9 | 13 | 7 | 28 | 6 |
| 11/25 | vs. #7 LSU | 73 | 76 | 38 | 38 | 35 | 38 | 51 | 68 | 22 | 8 | 32 | 42 | 14 | 8 | 21 | 15 | 16 | 13 |
| 11/30 | Missouri (OT) | 87 | 71 | 28 | 36 | 47 (12) | 39 (6) | 62 | 66 | 25 | 15 | 44 | 32 | 8 | 8 | 18 | 7 | 21 | 8 |
| 12/3 | at La Salle | 94 | 73 | 45 | 33 | 49 | 40 | 49 | 46 | 45 | 27 | 46 | 28 | 19 | 11 | 15 | 6 | 22 | 10 |
| 12/6 | Rider | 78 | 51 | 32 | 27 | 46 | 24 | 45 | 39 | 33 | 12 | 40 | 26 | 17 | 4 | 26 | 0 | 16 | 4 |
| 12/16 | Wofford | 70 | 71 | 37 | 30 | 33 | 41 | 35 | 51 | 35 | 20 | 34 | 28 | 17 | 2 | 11 | 7 | 16 | 12 |
| 12/21 | Fordham | 82 | 56 | 50 | 25 | 32 | 31 | 56 | 36 | 26 | 20 | 38 | 18 | 36 | 12 | 4 | 8 | 21 | 15 |
| 12/31 | #3 NC State | 61 | 72 | 32 | 31 | 29 | 41 | 40 | 64 | 21 | 8 | 16 | 32 | 16 | 15 | 9 | 18 | 14 | 10 |
| 1/4 | at Georgia Tech | 60 | 63 | 24 | 27 | 36 | 36 | 49 | 58 | 11 | 5 | 34 | 24 | 14 | 6 | 17 | 15 | 12 | 12 |
| 1/7 | Duke | 56 | 60 | 26 | 30 | 30 | 30 | 41 | 44 | 15 | 16 | 20 | 30 | 12 | 4 | 9 | 13 | 14 | 13 |
| 1/11 | at #6 NC State | 66 | 93 | 34 | 57 | 32 | 36 | 46 | 71 | 20 | 22 | 28 | 36 | 14 | 36 | 14 | 5 | 7 | 23 |
| 1/14 | at #20 North Carolina | 68 | 81 | 32 | 37 | 36 | 44 | 40 | 58 | 28 | 23 | 20 | 26 | 11 | 15 | 9 | 5 | 7 | 13 |
| 1/18 | #19 Notre Dame | 76 | 86 | 33 | 39 | 43 | 47 | 41 | 77 | 35 | 9 | 36 | 42 | 12 | 26 | 11 | 9 | 11 | 26 |
| 1/21 | at #15 Florida State | 91 | 87 | 39 | 43 | 52 | 44 | 73 | 74 | 18 | 13 | 40 | 38 | 7 | 14 | 15 | 14 | 5 | 23 |
| 1/25 | Pittsburgh | 56 | 52 | 26 | 23 | 33 | 26 | 36 | 52 | 16 | 4 | 14 | 34 | 13 | 8 | 4 | 9 | 9 | 22 |
| 1/28 | #20 North Carolina | 81 | 66 | 37 | 34 | 44 | 32 | 63 | 56 | 18 | 10 | 24 | 28 | 6 | 8 | 9 | 9 | 19 | 15 |
| 2/1 | at #17 Virginia Tech | 63 | 76 | 41 | 46 | 22 | 30 | 43 | 71 | 20 | 5 | 24 | 28 | 2 | 4 | 10 | 19 | 6 | 8 |
| 2/4 | Clemson | 69 | 75 | 27 | 33 | 42 | 42 | 54 | 68 | 15 | 7 | 24 | 28 | 13 | 12 | 8 | 18 | 17 | 13 |
| 2/8 | at Boston College | 73 | 66 | 34 | 37 | 39 | 29 | 47 | 52 | 26 | 14 | 38 | 26 | 10 | 8 | 7 | 12 | 16 | 28 |
| 2/11 | at Wake Forest | 87 | 79 | 38 | 32 | 49 | 47 | 64 | 47 | 23 | 32 | 28 | 28 | 12 | 6 | 14 | 13 | 18 | 21 |
| 2/18 | #19 Syracuse | 79 | 85 | 28 | 45 | 51 | 40 | 72 | 69 | 7 | 16 | 34 | 22 | 10 | 16 | 12 | 12 | 17 | 13 |
| 2/22 | Miami | 77 | 60 | 46 | 32 | 31 | 28 | 60 | 33 | 17 | 27 | 16 | 38 | 6 | 4 | 16 | 12 | 21 | 16 |
| 2/25 | at #20 Louisville | 73 | 68 | 32 | 26 | 41 | 42 | 58 | 34 | 15 | 34 | 38 | 32 | 2 | 6 | 10 | 19 | 18 | 16 |
| 2/29 | at Duke | 54 | 73 | 27 | 40 | 27 | 33 | 37 | 60 | 17 | 13 | 30 | 30 | 2 | 10 | 12 | 6 | 9 | 16 |
| 3/3 | #5 Virginia Tech | 80 | 75 | 34 | 29 | 46 | 46 | 60 | 62 | 20 | 13 | 34 | 24 | 10 | 6 | 19 | 12 | 21 | 13 |
| 3/6 | vs. Wake Forest | 55 | 58 | 23 | 25 | 32 | 33 | 40 | 47 | 15 | 11 | 24 | 24 | 4 | 5 | 2 | 12 | 16 | 10 |

Bold – Virginia season high/opponent season low

GAME-BY-GAME COMPARISONS

| Date | Opponent | W/L | Score | Field Goals | | 3-Pointers | | Free Throws | | Rebounds | | | PF | A | TO | Stl | Blk | Pts |
|----------|-----------------------------------|--------|-------|-------------|------|------------|------|-------------|------|----------|-----|-------|-----|-----|-----|-----|-----|------|
| | | | | FG-FGA | Pct | 3FG-3FGA | Pct | FT-FTA | Pct | Off | Def | Total | | | | | | |
| 11/8/23 | at Virginia UMES | W | 76-52 | 24-67 | 35.8 | 8-31 | 25.8 | 20-25 | 80.0 | 20 | 40 | 60 | 15 | 16 | 19 | 8 | 8 | 76 |
| | | | | 20-71 | 28.2 | 5-21 | 23.8 | 8-10 | 70.0 | 13 | 26 | 39 | 19 | 7 | 14 | 5 | 5 | 52 |
| 11/12/23 | at Virginia Campbell | W | 74-49 | 25-62 | 40.3 | 3-15 | 20.0 | 21-23 | 91.3 | 13 | 30 | 43 | 17 | 16 | 11 | 11 | 7 | 74 |
| | | | | 15-58 | 31.0 | 7-27 | 25.9 | 6-16 | 37.5 | 15 | 25 | 40 | 21 | 13 | 21 | 5 | 7 | 49 |
| 11/15/23 | at Virginia W&M | W | 80-51 | 29-71 | 40.8 | 6-22 | 27.3 | 16-20 | 80.0 | 18 | 38 | 56 | 17 | 15 | 12 | 7 | 8 | 80 |
| | | | | 18-67 | 26.9 | 3-19 | 15.8 | 12-16 | 75.0 | 13 | 25 | 38 | 19 | 10 | 14 | 4 | 3 | 51 |
| 11/19/23 | at Virginia #22 Oklahoma | L | 67-82 | 26-83 | 31.3 | 1-23 | 4.3 | 14-17 | 82.4 | 18 | 25 | 43 | 19 | 12 | 12 | 14 | 3 | 67 |
| | | | | 30-62 | 48.4 | 13-30 | 43.3 | 9-12 | 75.0 | 8 | 41 | 49 | 17 | 22 | 24 | 6 | 7 | 82 |
| 11/24/23 | Virginia vs. Tulane | W | 81-59 | 30-74 | 40.5 | 15-35 | 42.9 | 6-7 | 85.7 | 14 | 29 | 43 | 19 | 20 | 12 | 13 | 4 | 81 |
| | | | | 18-58 | 31.0 | 6-23 | 26.1 | 17-24 | 70.8 | 14 | 29 | 43 | 10 | 9 | 19 | 10 | 4 | 59 |
| 11/25/23 | Virginia vs. #7 LSU | L | 73-76 | 27-72 | 37.5 | 9-31 | 29.0 | 10-14 | 71.4 | 19 | 23 | 42 | 24 | 14 | 16 | 8 | 6 | 73 |
| | | | | 26-67 | 40.3 | 2-8 | 25.0 | 20-24 | 83.3 | 18 | 29 | 47 | 17 | 16 | 16 | 4 | 2 | 76 |
| 11/30/23 | at Virginia Missouri | W (ot) | 87-81 | 32-78 | 41.0 | 5-22 | 22.7 | 18-23 | 78.3 | 16 | 28 | 44 | 19 | 20 | 6 | 7 | 6 | 87 |
| | | | | 27-60 | 45.0 | 9-25 | 36.0 | 18-26 | 69.2 | 9 | 32 | 41 | 20 | 15 | 18 | 6 | 4 | 81 |
| 12/3/23 | Virginia at La Salle | W | 94-73 | 33-72 | 45.8 | 5-21 | 23.8 | 23-25 | 92.0 | 17 | 31 | 48 | 18 | 22 | 14 | 9 | 2 | 94 |
| | | | | 27-68 | 39.7 | 10-34 | 29.4 | 9-13 | 69.2 | 12 | 22 | 34 | 21 | 13 | 20 | 6 | 3 | 73 |
| 12/6/23 | at Virginia Rider | W | 78-51 | 29-76 | 38.2 | 7-28 | 25.0 | 13-20 | 65.0 | 31 | 29 | 60 | 11 | 14 | 10 | 12 | 2 | 78 |
| | | | | 22-52 | 42.3 | 4-21 | 19.0 | 3-6 | 50.0 | 13 | 19 | 22 | 15 | 16 | 16 | 8 | 1 | 51 |
| 12/16/23 | at Virginia Wofford | L | 70-71 | 28-68 | 41.2 | 4-23 | 17.4 | 10-13 | 76.9 | 18 | 27 | 45 | 13 | 19 | 17 | 8 | 3 | 70 |
| | | | | 27-58 | 46.6 | 11-26 | 42.3 | 6-7 | 85.7 | 5 | 22 | 27 | 17 | 16 | 18 | 11 | 1 | 71 |
| 12/21/23 | at Virginia Fordham | W | 82-56 | 31-58 | 53.4 | 12-22 | 54.5 | 8-11 | 72.7 | 7 | 32 | 39 | 9 | 21 | 19 | 9 | 4 | 82 |
| | | | | 20-64 | 31.3 | 11-30 | 36.7 | 5-6 | 83.3 | 12 | 20 | 32 | 9 | 15 | 20 | 12 | 0 | 56 |
| 12/31/23 | at Virginia #3 NC State | L | 61-72 | 20-72 | 27.8 | 9-30 | 30.0 | 12-19 | 63.2 | 12 | 32 | 44 | 19 | 12 | 11 | 5 | 8 | 61 |
| | | | | 25-70 | 35.7 | 5-19 | 26.3 | 17-19 | 89.5 | 13 | 43 | 56 | 15 | 14 | 11 | 6 | 4 | 72 |
| 1/4/24 | Virginia at Georgia Tech | L | 60-63 | 22-64 | 34.4 | 1-16 | 6.3 | 15-23 | 65.2 | 17 | 29 | 46 | 24 | 14 | 17 | 12 | 8 | 60 |
| | | | | 19-59 | 32.2 | 4-18 | 22.2 | 21-33 | 63.6 | 15 | 27 | 42 | 17 | 10 | 16 | 9 | 2 | 63 |
| 1/7/24 | at Virginia Duke | L | 56-60 | 16-54 | 29.6 | 2-10 | 20.0 | 22-26 | 84.6 | 11 | 24 | 35 | 25 | 11 | 14 | 5 | 5 | 56 |
| | | | | 22-55 | 40.0 | 2-18 | 11.1 | 14-25 | 56.0 | 12 | 29 | 41 | 23 | 11 | 14 | 7 | 9 | 60 |
| 1/11/24 | Virginia at #6 NC State | L | 66-93 | 27-82 | 32.9 | 6-23 | 26.1 | 6-8 | 75.0 | 21 | 29 | 50 | 21 | 12 | 17 | 6 | 2 | 66 |
| | | | | 32-66 | 48.5 | 10-23 | 43.5 | 19-23 | 82.6 | 5 | 35 | 40 | 12 | 19 | 11 | 9 | 7 | 93 |
| 1/14/24 | Virginia at #20 North Carolina | L | 68-81 | 22-65 | 33.8 | 8-19 | 42.1 | 16-21 | 76.2 | 10 | 29 | 39 | 25 | 16 | 12 | 5 | 0 | 68 |
| | | | | 28-62 | 45.2 | 7-17 | 41.2 | 18-26 | 69.2 | 8 | 36 | 44 | 20 | 20 | 9 | 6 | 6 | 81 |
| 1/18/24 | at Virginia #19 Notre Dame | L | 76-86 | 26-62 | 41.9 | 7-23 | 30.4 | 17-18 | 94.4 | 11 | 26 | 37 | 35 | 17 | 23 | 7 | 7 | 76 |
| | | | | 25-56 | 44.6 | 3-14 | 21.4 | 33-44 | 75.0 | 10 | 25 | 35 | 21 | 16 | 15 | 13 | 5 | 86 |
| 1/21/24 | Virginia at #15 Florida State | W | 91-87 | 36-67 | 53.7 | 8-17 | 47.1 | 11-16 | 68.8 | 12 | 36 | 48 | 24 | 14 | 19 | 3 | 6 | 91 |
| | | | | 30-76 | 39.5 | 5-26 | 19.2 | 22-29 | 75.9 | 10 | 20 | 30 | 16 | 13 | 3 | 7 | 1 | 87 |
| 1/25/24 | at Virginia Pittsburgh | L | 52-56 | 17-60 | 28.3 | 7-27 | 25.9 | 11-16 | 68.8 | 13 | 32 | 45 | 14 | 13 | 22 | 8 | 4 | 52 |
| | | | | 23-63 | 36.5 | 4-19 | 21.1 | 6-10 | 60.0 | 11 | 30 | 41 | 15 | 15 | 20 | 11 | 2 | 56 |
| 1/28/24 | at Virginia #20 North Carolina | W | 81-66 | 24-50 | 48.0 | 11-19 | 57.9 | 22-28 | 78.6 | 6 | 29 | 35 | 21 | 20 | 16 | 11 | 4 | 81 |
| | | | | 24-56 | 42.9 | 6-16 | 37.5 | 12-19 | 63.2 | 8 | 22 | 30 | 23 | 17 | 17 | 6 | 4 | 66 |
| 2/1/24 | Virginia at #17 Virginia Tech | L | 63-76 | 21-57 | 36.8 | 6-17 | 35.3 | 15-21 | 71.4 | 8 | 23 | 31 | 12 | 6 | 9 | 4 | 1 | 63 |
| | | | | 31-72 | 43.1 | 7-30 | 23.3 | 7-8 | 87.5 | 17 | 30 | 47 | 15 | 20 | 6 | 3 | 7 | 76 |
| 2/4/24 | at Virginia Clemson | L | 69-75 | 27-62 | 43.5 | 10-26 | 38.5 | 5-9 | 55.6 | 12 | 18 | 30 | 25 | 22 | 12 | 4 | 6 | 69 |
| | | | | 25-53 | 47.2 | 6-16 | 37.5 | 19-28 | 67.9 | 15 | 26 | 41 | 13 | 15 | 14 | 7 | 4 | 75 |
| 2/8/24 | Virginia at Boston College | W | 73-66 | 27-55 | 49.1 | 4-13 | 30.8 | 15-17 | 88.2 | 10 | 31 | 41 | 23 | 13 | 24 | 7 | 5 | 73 |
| | | | | 20-64 | 31.3 | 4-12 | 33.3 | 22-28 | 78.6 | 14 | 19 | 33 | 15 | 15 | 15 | 15 | 3 | 66 |
| 2/11/24 | Virginia at Wake Forest | W | 87-79 | 31-58 | 53.4 | 13-26 | 50.0 | 12-14 | 85.7 | 7 | 27 | 34 | 22 | 17 | 17 | 8 | 5 | 87 |
| | | | | 25-62 | 40.3 | 10-31 | 32.3 | 19-26 | 73.1 | 12 | 17 | 29 | 19 | 13 | 13 | 9 | 0 | 79 |
| 2/18/24 | at Virginia Syracuse | L | 79-85 | 30-70 | 42.9 | 8-24 | 33.3 | 11-12 | 91.7 | 15 | 19 | 34 | 22 | 27 | 12 | 10 | 5 | 79 |
| | | | | 29-56 | 51.8 | 12-20 | 60.0 | 15-19 | 78.9 | 9 | 26 | 35 | 13 | 19 | 16 | 6 | 2 | 85 |
| 2/22/24 | at Virginia Miami | W | 77-60 | 28-63 | 44.4 | 11-25 | 44.0 | 10-14 | 71.4 | 17 | 25 | 42 | 12 | 22 | 15 | 9 | 10 | 77 |
| | | | | 25-66 | 37.9 | 2-16 | 12.5 | 8-10 | 80.0 | 17 | 20 | 37 | 16 | 12 | 13 | 3 | 2 | 60 |
| 2/25/24 | Virginia at #20 Louisville | W | 73-68 | 27-64 | 42.2 | 7-21 | 33.3 | 12-18 | 66.7 | 17 | 22 | 39 | 18 | 12 | 14 | 6 | 3 | 73 |
| | | | | 24-56 | 42.9 | 6-17 | 35.3 | 14-20 | 70.0 | 12 | 24 | 36 | 18 | 12 | 15 | 4 | 2 | 68 |
| 2/29/24 | Virginia at Duke | L | 54-73 | 20-54 | 37.0 | 1-12 | 8.3 | 13-18 | 72.2 | 8 | 16 | 24 | 17 | 5 | 16 | 12 | 2 | 54 |
| | | | | 27-53 | 50.9 | 5-17 | 29.4 | 14-16 | 87.5 | 8 | 27 | 35 | 17 | 20 | 17 | 6 | 2 | 73 |
| 3/3/24 | at Virginia #5 Virginia Tech | W | 80-75 | 26-62 | 41.9 | 6-17 | 35.3 | 22-29 | 75.9 | 12 | 23 | 35 | 16 | 15 | 8 | 8 | 0 | 80 |
| | | | | 28-61 | 45.9 | 10-31 | 32.3 | 9-13 | 69.2 | 12 | 26 | 38 | 21 | 19 | 17 | 6 | 10 | 75 |
| 3/6/24 | Virginia vs. Wake Forest | L | 55-58 | 23-58 | 39.7 | 7-22 | 31.8 | 2-4 | 50.0 | 10 | 23 | 33 | 16 | 15 | 5 | 0 | 55 | |
| | | | | 18-51 | 35.3 | 5-16 | 31.3 | 17-21 | 81.0 | 11 | 22 | 33 | 9 | 9 | 15 | 7 | 1 | 58 |
| Totals | Virginia Opponents | | | 784-1960 | 40.0 | 207-660 | 31.4 | 408-529 | 77.1 | 420 | 825 | 1245 | 572 | 472 | 445 | 241 | 134 | 2183 |
| | | | | 734-1842 | 39.8 | 194-640 | 30.3 | 418-577 | 72.4 | 341 | 794 | 1135 | 503 | 441 | 457 | 217 | 110 | 2080 |

Virginia Averages

| Games Played | Points/game | FG Pct | 3FG Pct | FT Pct | Rebounds/game | Assists/game | Turnovers/game | Assist/Turnover ratio | Steals/game | Blocks/game |
|--------------|-------------|--------|---------|--------|---------------|--------------|----------------|-----------------------|-------------|-------------|
| 30 | 72.8 | 40.0 | 31.4 | 77.1 | 41.5 | 15.7 | 14.8 | 1.1 | 8.0 | 4.5 |

Opponents Averages

| Games Played | Points/game | FG Pct | 3FG Pct | FT Pct | Rebounds/game | Assists/game | Turnovers/game | Assist/Turnover ratio | Steals/game | Blocks/game |
|--------------|-------------|--------|---------|--------|---------------|--------------|----------------|-----------------------|-------------|-------------|
| 30 | 69.3 | 39.8 | 30.3 | 72.4 | 37.8 | 14.7 | 15.2 | 1.0 | 7.2 | 3.7 |

THE LAST TIME

INDIVIDUAL

One player with a double-double: Camryn Taylor (18 pts, 11 reb), vs. Miami, 2/22/24

Two UVA players with double-doubles in the same game: vs. Syracuse (Willoughby 13 pts, 12 reb; Jablonowski 12 pts, 10 reb), 3/5/20

Five Players in double figures: at Boston College (Vaughn 16, Clark 14, Noyan 13, Brunelle 10, Johnson 10), 2/8/24

Six players in double figures: vs. at La Salle (Johnson 17, Brown 12, Clark 12, Clarkson 11 Brunelle 10, Taylor 10), 12/3/23

Seven players in double figures: vs. Norfolk State 11/16/15 (Randolph 17, Moses 12, Brown 11, Venson 10, Mason 10, Huland El 10, Jones 10)

Zero players in double figures: vs. Louisville, 1/17/19

Every available Cavalier scored: vs. Rider, 12/6/23

Scored 25 points: 25, Kymora Johnson vs. #20 North Carolina, 1/28/24

Scored 30 points: 35, Kymora Johnson at #15 Florida State, 1/21/24

Scored 40 points: **48, Mimi Kennedy at North Carolina, 01/15/98

A non-starter scored 20 or more points: 23, London Clarkson vs. North Carolina, 2/2/23

Two or more Cavaliers scored 20 or more points in a game: at Wake Forest (Johnson 23 & McGhee 22), 2/11/24

Perfect from the field (5 attempts): 6-6, Kymora Johnson at La Salle, 12/3/23

Made at least five 3FGs: Kymora Johnson (5-9) vs. Miami, 2/22/24

Perfect at FT line (8 attempts): 10-10, Camryn Taylor at La Salle, 12/3/23

Perfect at FT line (9 attempts): 10-10, Camryn Taylor at La Salle, 12/3/23

Perfect at FT line (10 attempts): 10-10, Camryn Taylor at La Salle, 12/3/23

Attempted 20 free throws: 20**, Brandi Teamer at Wake Forest, 1/6/05

Had 15 rebounds: 15, Camryn Taylor vs. #3 NC State 12/31/23

Had 20 rebounds: 24, Sarah Imovbioh vs. Ohio State 11/14/14

Had 10 assists: 10, Kymora Johnson vs. Syracuse, 2/18/24

Had 6 steals: 9, Shemera Williams vs. Duke, 1/9/20

Had 5 blocked shots: 5, Sam Brunelle vs. Florida State, 1/19/23

OPPONENT

Opponent scored 100 points: 103, at Notre Dame 3/3/19

Opponent failed to score at least 30 points: 28, Morgan State, 12/18/22

ACC opponent failed to score at least 50 points: 41, Syracuse, 2/2/20

Opponent failed to make at least one 3FG: 0-19, Morgan State, 12/18/22

Opponent failed to score at least one second-chance point: Rider, 12/6/23

Opponent attempted at least 40 free throws: 44, #19 Notre Dame, 1/18/24

Five opposing players scored in double figures: at #6 NC State, 1/11/24 (Brooks 19, Hayes 17, James 15, Collins 14, Steele 13)

Opponent individual scored at least 30 points: 39, Georgia Amooore, vs. #5 Virginia Tech, 3/3/24

Opponent made game-winning buzzer beater: Rachael Rose (0.4 seconds), Wofford, 12/16/23

TEAM

RANKINGS

UVA ranked in AP Top 25: #22, 11/21/12

UVA ranked USA Today Top 25: #25, 12/20/22

Played AP No. 1 team: #1 Duke, L 79-58, 3/2/07

Defeated AP No. 1 team: #1 Maryland, 75-74, 2/11/92

Defeated AP Top 5 team: #5 Virginia Tech, 80-75, 3/3/24

Defeated AP Top 10 team: #5 Virginia Tech, 80-75, 3/3/24

Defeated AP Top 25 team: #5 Virginia Tech 80-75, 3/3/24

Defeated USA Today 25 team: #5 Virginia Tech 80-75, 3/3/24

FIELD GOAL SHOOTING

Shot at least 50 percent: 53.4 (31-58) at Wake Forest, 2/11/24

Shot at least 60 percent: 62.3 (33-53) vs. Georgia Tech, 3/02/08

Shot at least 70 percent: **70.0 (42-60) at Wake Forest, 1/7/87

Made 40-49 field goals: 40 vs. Coppin State, 11/13/16

Made 50 field goals: **54 vs. Cleveland State, 11/29/95

Attempted 70 FG: 70 vs. #19 Syracuse, 2/18/24

Attempted 80 FG: 82 at #6 NC State, 1/11/24

3-POINT SHOOTING

Shot 50 percent: 50.0 (13-26) at Wake Forest, 2/11/24

Shot 60 percent: 60.0 (9-15) vs. UNCG, 12/2/17

Shot 70 percent: 75.0 (6-8) vs. Louisville, 3/01/15

Shot 80 percent: 85.7 (6-7) vs. St. John's, 3/19/88

Made 10 3FGs: 11 (11-25) vs. Miami, 2/22/24

Made 15 3FGs: **15 vs. Tulane, 11/24/23

Attempted 30 3FGs: 30 (made 9) vs. #3 NC State, 12/31/23

UVA failed to make at least one 3FG: 0-10 3FG at Loyola Chicago, 11/16/22

FREE THROW SHOOTING

Shot 85 percent: 91.7 (11-12) vs. #19 Syracuse, 2/18/24

Shot 90 percent: 91.7 (11-12) vs. #19 Syracuse, 2/18/24

Shot 100 percent: 1.000 (10-10) vs. North Carolina, 2/24/22

Made 20 free throws: 22 (22-29) vs. #5 Virginia Tech, 3/3/24

Made 30 free throws: 30 (30-38) vs. North Carolina, 02/20/14

Attempted 0 FT: at Duke 1/14/18

Attempted 30 FT: 34 vs. Pittsburgh, 2/20/22

Attempted 40 FT: 44 vs. Indiana, 11/26/09

Attempted 50 FT: **54 at Wake Forest, 1/6/05

SCORING

Scored 85 points: 87 at Wake Forest, 2/11/24

Scored 90 points: 91 at #15 Florida State, 1/21/24

Scored 100 points: 101 vs. UMBC, 11/10/22

Scored 40 bench points: 45 at La Salle, 12/3/23

Scored 50 bench points: 55 vs. Radford 12/18/11

REBOUNDING

Had 50 rebounds: 50 at #6 NC State, 1/11/24

Had 60 rebounds: 60 vs. Rider, 12/6/23

Had 70 rebounds: **77 vs. Rider, 12/19/96

ASSISTS

Had 20 assists: 22 vs. Miami, 2/22/24

Had 30 assists: **37 vs. Cleveland State, 11/29/95

STEALS

Had 15 steals: 15 vs. UNCW, 12/4/22

Had 20 steals: 22 vs. UMES, 12/17/13

Had 25 steals: 26 vs. Clemson, 2/12/12

BLOCKED SHOTS

Blocked 10 shots: 10 vs. Miami, 2/22/24

Blocked 15 shots: **15 vs. Georgia Tech, 1/20/96

TURNOVERS

UVA forced 30 turnovers: 31 at Wake, 01/10/16

UVA committed 30 turnovers: 30 vs. ECU 11/27/22

COMEBACK WINS

Overcame a 13-point deficit: 13 (2nd 7:51), vs. #20 North Carolina, 1/28/24

Overcame a 15-point deficit: 15 (2nd 9:30), vs. Missouri, 11/30/23

Overcame a 20-point deficit: **22 (2nd 5:27), vs. Miami, 2/13/20

OVERTIME

UVA played in OT: W, 87-53 vs. Missouri, 11/30/23

UVA won in OT: W, 87-53 vs. Missouri, 11/30/23

UVA lost in OT: L, 81-86 vs. Louisville, 1/5/17

UVA played in 2OT: L (2OT), 73-70 at Alabama, 12/21/12

UVA played in 3OT: W (4OT), 94-92 vs. NC State, 2/10/11

UVA played in 4OT: W (4OT), 94-92 vs. NC State, 2/10/11

MISCELLANEOUS

UVA shot 80% from the floor in a quarter: .800 (8-10) vs. NC State, 1/13/22**

UVA shot 70% from the floor in a quarter: .714 (10-14) vs. Syracuse, 2/8/22

UVA shot 60% from the floor in first half:

.619 (26-42) vs. Central Connecticut State, 11/12/17

UVA shot 60% from the floor in second half: .608 (14-23) vs. Illinois Chicago, 12/16/16

UVA shot less than 20% from floor in first half: 19.2 (5-26) vs. NC State, 1/13/19

UVA shot less than 20% from floor in second half: 18.7 (6-32) vs. Syracuse, 3/5/20

UVA scored less than 15 points in first half: 13 at Florida State, 1/8/06

UVA scored less than 15 points in second half: 12 at Georgia Tech, 1/09/22

UVA held opponent to less than 15 points first half: 14 vs. Morgan State, 12/18/22

UVA held opponent to less than 15 points second half: 14 vs. Campbell, 11/12/23

UVA held opponent to less than 10 points first half: 6 vs. Norfolk State, 12/28/12

**program record

POSTSEASON HISTORY

POSTSEASON APPEARANCES

34 overall:

- 25 NCAA (1984-2003, 2005, 2008-10, 2018)
- 8 WNIT (1980, 2006-07, 2011-12, 2015-17)
- 1 WBIT (2024)
- 1 AIAW (1981)

NCAA TOURNAMENT

Virginia's Record by Round:

| | |
|------------------------|---------------------|
| First Round | 10-7 |
| Second Round | 12-6 |
| Regional Semifinal | 7-5 |
| Regional Final | 3-4 |
| Final Four/Semifinal | 1-2 |
| Final Four/Final | 0-1 |
| Total: 59 games | 34-25 (.576) |

| | |
|------------------------------|------------|
| National Championship | 0-1 |
| 1991 | |

| | |
|---------------------------|------------|
| National Semifinal | 1-2 |
| 1990, 1991, 1992 | |

| | |
|--|------------|
| Elite Eight | 3-4 |
| 1988, 1990, 1991, 1992, 1993, 1995, 1996 | |

| | |
|--|------------|
| Sweet Sixteen | 7-5 |
| 1987, 1988, 1989, 1990, 1991, 1992, 1993, 1994, 1995, 1996, 1997, 2000 | |

| | |
|--|-------------|
| Second Round | 12-6 |
| 1987, 1988, 1989, 1990, 1991, 1992, 1993, 1994, 1995, 1996, 1997, 1998, 2000, 2003, 2005, 2008, 2009, 2018 | |

| | |
|--|-------------|
| First Round | 10-7 |
| 1984, 1985, 1986, 1994, 1995, 1996, 1997, 1998, 1999, 2000, 2001, 2002, 2003, 2005, 2008, 2009, 2010, 2018 | |

VIRGINIA'S RECORD BY REGION

| | | |
|---------|------------|-------|
| East | (12 times) | 20-13 |
| Mideast | (6 times) | 6-6 |
| Midwest | (twice) | 4-2 |
| West | (3 times) | 3-3 |

VIRGINIA'S SEED

| | | |
|---------|-----------|------------------------|
| #1 | (3 times) | 1986, 1991, 1992 |
| #2 | (3 times) | 1988, 1990, 1993 |
| #3 | (4 times) | 1987, 1994, 1995, 1996 |
| #4 | (4 times) | 1989, 1997, 2000, 2008 |
| #5 | (3 times) | 1984, 2009, 2010 |
| #6 | (3 times) | 1985, 1998, 2005 |
| #7 | (never) | |
| #8 | (twice) | 2002, 2003 |
| #9 | (twice) | 1999, 2001 |
| #10 | (never) | 2018 |
| #11-#16 | (never) | |

SEEDING

| Year | Seed | Region |
|------|------|--------------------|
| 1984 | #5 | East |
| 1985 | #6 | Mideast |
| 1986 | #1 | East |
| 1987 | #3 | Mideast |
| 1988 | #2 | East |
| 1989 | #4 | East |
| 1990 | #2 | East |
| 1991 | #1 | Midwest |
| 1992 | #1 | East |
| 1993 | #2 | East |
| 1994 | #3 | Mideast |
| 1995 | #3 | East |
| 1996 | #3 | East |
| 1997 | #4 | West |
| 1998 | #6 | West |
| 1999 | #9 | West |
| 2000 | #4 | Mideast |
| 2001 | #9 | Midwest |
| 2002 | #8 | Mideast |
| 2003 | #8 | Mideast |
| 2005 | #6 | Minneapolis, Minn. |
| 2008 | #4 | Greensboro, N.C. |
| 2009 | #5 | Trenton, N.J. |
| 2010 | #5 | Dayton, Ohio |
| 2018 | #10 | Albany, N.Y. |

VIRGINIA AT UNIVERSITY HALL

NUMBER OF TIMES HOSTED:

First Round (6)

1986, 1994, 1995, 1996, 1997, 2000
 *received a first round bye in 1987,
 1988, 1989, 1990, 1991, 1992, 1993

Second Round (12)

1987, 1988, 1989, 1990, 1991, 1992,
 1993, 1994, 1995, 1996, 1997, 2000

Regionals (2)

1992, 1996

NCAA TOURNAMENT AT JPJ

John Paul Jones Arena was a host site for the first and second rounds of the 2011 NCAA Tournament. The Cavaliers did not receive a berth to that tournament.

VIRGINIA IN THE WNIT

Best Finish: Quarterfinals (4x: 2006-7, 2011-12)
13-9 record

1980:

First Round

W 67-62 vs. Wayland Baptist Amarillo, Texas

Second Round

L 68-61 vs. North Carolina Amarillo, Texas

Semifinal

L 67-53 vs. Drake Amarillo, Texas

2006:

First Round

W 48-42 vs. Saint Joseph's Charlottesville, Va.

Second Round

W 83-72 vs. Miami Charlottesville, Va.

Quarterfinal

L 68-58 at Pittsburgh Pittsburgh, Pa.

2007:

First Round Bye

Second Round

W 74-72 vs. Charlotte Charlottesville, Va.

Third Round

W 73-71 vs. USF Charlottesville, Va.

Quarterfinal

L 78-84 at Wisconsin Madison, Wisc.

2011:

First Round

W 69-56 vs. Morgan State Charlottesville, Va.

Second Round

W 71-49 at Loyola (Md.) Baltimore, Md.

Third Round

W 53-48 vs. Boston College Charlottesville, Va.

Quarterfinal

L 79-74 vs. Charlotte Charlottesville, Va.

2012:

First Round

W 59-56 (OT) vs. Howard Charlottesville, Va.

Second Round

W 68-55 vs. Richmond Charlottesville, Va.

Third Round

W 74-58 vs. App State Charlottesville, Va.

Quarterfinal

L 68-59 at James Madison Harrisonburg, Va.

2015:

First Round

L 69-62 at Old Dominion Norfolk, Va.

2016:

First Round

W 52-50 at VCU Richmond, Va.

Second Round

W 71-55 at Rutgers Piscataway, N.J.

Round of 16

L 65-57 at Hofstra Hempstead, N.Y.

2017:

First Round

W 62-56 at Saint Joseph's Philadelphia, Pa.

Second Round

L 61-56 at JMU Harrisonburg, Va.

OVERTIME HISTORY

| Date | Opponent | W/L | Score | Location | # of OTs | Postseason |
|----------|----------------|-----|---------|----------|----------|------------|
| 11/30/23 | Missouri | W | 87-81 | H | 1 | |
| 11/24/19 | Old Dominion | W | 56-53 | H | 1 | |
| 12/18/17 | Indiana | W | 82-72 | N | 1 | |
| 2/12/17 | Wake Forest | W | 60-57 | H | 1 | |
| 2/2/17 | Georgia Tech | W | 64-65 | H | 1 | |
| 1/5/17 | Louisville | L | 81-86 | H | 1 | |
| 2/19/15 | Pittsburgh | L | 63-68 | A | 1 | |
| 12/20/13 | Tulane | L | 72-79 | N | 1 | |
| 2/25/13 | Wake Forest | L | 68-73 | H | 1 | |
| 12/21/12 | Alabama | L | 70-73 | A | 2 | |
| 3/15/12 | Howard | W | 59-56 | N | 1 | WINT |
| 1/5/12 | North Carolina | L | 78-73 | H | 2 | |
| 11/20/11 | Tennessee | W | 69-64 | H | 1 | |
| 2/27/11 | Virginia Tech | W | 73-71 | A | 1 | |
| 2/10/11 | NC State | W | 94-92 | A | 4 | |
| 1/21/11 | Maryland | L | 75-77 | H | 1 | |
| 2/15/10 | North Carolina | W | 82-78 | H | 1 | |
| 2/11/10 | Miami | W | 69-63 | A | 1 | |
| 2/19/09 | Miami | W | 84-75 | H | 1 | |
| 3/2/08 | Georgia Tech | W | 103-101 | H | 2 | |
| 1/26/08 | Florida State | W | 69-66 | A | 1 | |
| 1/14/07 | Boston College | W | 65-63 | H | 1 | |
| 1/20/06 | Maryland | L | 74-84 | H | 1 | |
| 3/5/05 | Florida State | W | 71-67 | N | 1 | ACC |
| 1/6/05 | Wake Forest | W | 85-83 | A | 1 | |
| 1/23/04 | Florida State | W | 82-80 | A | 1 | |
| 11/26/02 | Liberty | L | 69-77 | A | 1 | |
| 12/18/02 | Wake Forest | W | 61-55 | A | 1 | |
| 3/17/01 | Michigan | L | 71-81 | N | 1 | NCAA |
| 1/28/01 | Wake Forest | W | 76-73 | H | 2 | |
| 11/19/00 | Texas | L | 55-56 | N | 2 | |
| 2/7/00 | North Carolina | L | 63-66 | A | 1 | |
| 1/20/00 | Clemson | W | 77-74 | H | 2 | |
| 2/14/99 | North Carolina | L | 80-82 | H | 1 | |
| 1/2/99 | Clemson | W | 67-66 | A | 1 | |
| 2/22/98 | Duke | L | 78-85 | N | 1 | |
| 2/15/98 | North Carolina | L | 84-85 | H | 2 | |
| 2/1/98 | Florida State | W | 83-76 | A | 1 | |
| 1/15/98 | North Carolina | W | 105-100 | A | 3 | |
| 3/1/97 | Clemson | L | 75-77 | N | 1 | ACC |
| 3/4/95 | Duke | L | 82-83 | N | 1 | ACC |
| 3/8/93 | Maryland | W | 106-103 | N | 3 | ACC |
| 3/7/93 | Clemson | W | 79-71 | A | 1 | ACC |
| 3/31/91 | Tennessee | L | 67-70 | N | 1 | NCAA |
| 1/12/91 | NC State | W | 123-120 | A | 3 | |
| 3/24/90 | Tennessee | W | 79-75 | N | 1 | NCAA |
| 3/5/90 | NC State | W | 67-64 | N | 1 | ACC |
| 12/29/89 | Rutgers | W | 72-71 | A | 1 | |
| 3/4/89 | Wake Forest | W | 68-67 | N | 1 | ACC |
| 2/15/89 | Maryland | L | 99-104 | N | 1 | |
| 1/11/86 | Clemson | W | 96-89 | N | 1 | |
| 1/13/85 | North Carolina | W | 64-62 | H | 1 | |
| 12/19/83 | ETSU | W | 71-68 | A | 1 | |
| 2/23/83 | Clemson | L | 84-86 | A | 1 | |
| 1/15/83 | North Carolina | W | 78-74 | H | 1 | |
| 1/2/83 | ETSU | W | 70-65 | H | 1 | |
| 2/1/80 | NC State | L | 79-81 | H | 1 | |
| 1/5/80 | North Carolina | L | 65-66 | H | 1 | |
| 3/4/77 | VCU | L | 47-48 | H | 1 | VIAW |
| 2/8/75 | Bridgewater | W | 57-52 | A | 1 | |

Note: John Paul Jones Arena opened for the 2006-07 season.

VIRGINIA'S ALL-TIME RECORD IN OVERTIME

Overall..... 37-23 (.617)

Home/Away/Neutral

Home..... 14-10 (.583)

Away..... 15-5 (.750)

Neutral..... 8-8 (.500)

at John Paul Jones Arena 15-7 (.682)

By Number of Overtime Periods

1OT 30-19 (.612)

2OT 3-4 (.429)

3OT 3-0 (1.000)

4OT 1-0 (1.000)

Postseason

NCAA Tournament 1-2 (.333)

ACC Tournament..... 5-2 (.714)

WNIT..... 0-0 (.000)

VIAW 0-1 (.000)

JOHN PAUL JONES ARENA RECORDS

VIRGINIA PLAYERS

| | |
|---|--|
| Points | 33, Lyndra Littles vs. Louisiana Tech, 12/29/08 |
| Field Goals Made..... | 13, Monica Wright vs. Monmouth, 12/18/08 |
| Field Goal Attempts | 32, Monica Wright vs. James Madison, 12/6/09 |
| Field Goal Pct. | 1.000 (8-8), Jazmin Pitts vs. Radford, 12/18/11 |
| 3-Point FG Made..... | 6, Mikayla Venson vs. NC State, 1/29/15 |
| | 6, Kymora Johnson vs. Fordham, 12/21/23 |
| | 6, Sam Brunelle vs. Clemson, 2/4/24 |
| 3-Point FG Attempts..... | 11, Ataira Franklin vs. North Carolina, 1/5/12 |
| | 11, Faith Randolph vs. Davidson, 12/28/14 |
| | 11, Kymora Johnson vs. #3 NC State, 12/31/23 |
| 3-Point FG Pct..... | 1.000 (6-6), Mikayla Venson vs. NC State, 1/29/15 |
| Free Throws Made | 16, Telia McCall vs. Georgia Tech, 2/3/13 |
| Free Throws Attempted | 17, Telia McCall vs. Georgia Tech, 2/3/13 |
| FT Pct. (min. 10 attempts) 1.000, London Clarkson (14-14) vs. Boston College, 1/15/23 | |
| | 1.000, Monica Wright (12-12) vs. Florida State, 1/23/09 |
| | 1.000, Jocelyn Willoughby (11-11) vs. Duke, 1/9/20 |
| | 1.000, Monica Wright (10-10) vs. North Carolina, 2/15/10 |
| | 1.000, Jocelyn Willoughby (10-10) vs. Miami, 2/13/20 |
| Rebounds | 24, Sarah Imovbioh vs. Ohio State, 11/14/14 |
| Assists..... | 11, Ariana Moorer vs. Appalachian State; 3/22/12 |
| Steals..... | 10, Monica Wright vs. Liberty, 12/29/09 |
| Blocks..... | 6, Felicia Aiyeotan vs. Coppin State, 11/13/16 |
| | 6, Felicia Aiyeotan vs. Maryland, 11/29/17 |
| | 6, Felicia Aiyeotan vs. UNCG, 12/2/17 |
| Turnovers | 8, Dominique Toussaint vs. Duke, 1/9/20 |
| | 8, Monica Wright vs. Manhattan, 11/15/09 |

VIRGINIA TEAM

| | |
|--------------------------------------|--|
| Most Points..... | 110, vs. USC Upstate, 11/18/09 |
| Fewest Points..... | 38, vs. NC State, 1/13/19 |
| | 38, vs. UCF, 11/17/21 |
| Field Goals Made..... | 43, vs. Central Connecticut, 11/12/17 |
| Field Goal Attempts | 87, vs. James Madison, 12/6/09 |
| Field Goal Pct. | 62.3 (33-53), vs. Georgia Tech, 3/2/08 |
| 3-Point Field Goals Made | 13, vs. Boston College, 1/15/15 |
| | 13, vs. Cleveland State, 12/16/06 |
| 3-Point FG Attempts..... | 33, vs. Central Michigan, 11/24/18 |
| 3-Point FG Pct. (min. 10 made) | 73.3 (11-15), vs. NC State, 1/29/15 |
| Free Throws Made | 35, vs. Georgia Tech, 3/2/08 |
| Free Throws Attempted | 46, vs. Georgia Tech, 3/2/08 |
| Fewest Free Throws Attempted | 0, vs. Wisconsin, 11/27/17 |
| Free Throw Pct. (min. 10 made) | 1.000 (13-13), vs. Virginia Tech, 1/21/18 |
| | 1.000 (10-10), vs. North Carolina, 2/24/22 |
| Rebounds | 68, vs. Colorado, 11/24/08 |
| Assists..... | 27, vs. #19 Syracuse, 2/18/24 |
| Steals..... | 26, vs. Wagner, 12/28/11 |
| | 26, vs. Clemson, 2/12/12 |
| Blocks..... | 13, vs. Florida State, 1/19/23 |
| Most Turnovers..... | 31 vs. Georgia Tech, 3/2/08 |
| Fewest Turnovers | 5, vs. Radford, 11/16/14 |
| | 5, vs. Boston College, 1/21/12 |
| Personal Fouls..... | 35, vs. #19 Notre Dame, 1/18/24 |
| Fewest Personal Fouls..... | 6, vs. Virginia Tech, 1/12/12 |

MISCELLANEOUS

| | |
|--|--|
| Largest Comeback | 22 points vs. Miami, 2/13/20 |
| Largest Margin of Victory..... | 63 (103-40), vs. Coppin State, 11/13/16 |
| Largest Margin of Victory Over an ACC Foe..... | 49 (76-27), vs. Virginia Tech, 1/26/17 |
| Largest Margin of Defeat..... | 36, (96-60), vs. UConn, 12/18/06 |
| | 36, (77-41), vs. Louisville, 2/1/18 |
| Record in Overtime Games | 22 (15-7); Last 87-81 win vs. Missouri, 11/30/23 |

OPPONENT PLAYERS

| | |
|--------------------------------------|--|
| Points | 39, Georgia Amoore, Virginia Tech, 3/3/24 |
| Rebounds | 18, Quineshia Leonard, Norfolk State, 12/28/12 |
| Field Goals Made..... | 13, Dyaisha Fair, #19 Syracuse, 2/18/24 |
| | 13, Georgia Amoore, Virginia Tech, 3/3/24 |
| Field Goal Attempts | 31, Tamoria Holmes vs Howard (03/15/12) |
| Field Goal Pct. (min. 5 made)..... | 1.000 (5x), last Tiara Chambers (5-5), East Carolina, 11/29/20 |
| 3-Point FG Made..... | 8 (4x), last Victoria Morris, Old Dominion, 11/24/19 |
| | 8, Georgia Amoore, Virginia Tech, 3/3/24 |
| 3-Point FG Attempts..... | 19, Tamoria Holmes, Howard, 3/15/12 |
| 3-Point FG Pct. (min. 3 made) | 1.000 (7x), last Kristen Conroy (3-3), Maryland, 11/29/17 |
| Free Throws Made | 14, Chanell Williams, Rhode Island, 11/26/21 |
| Free Throws Attempted | 16, Dayshyanette Harris, Clemson, 2/4/24 |
| Free Throw Pct. (min. 10 made) | 1.000, Chrislyn Carr (10-10), Syracuse, 2/8/22 |
| | 1.000, Rayburn, Brittany (11-11), Purdue, 2/3/09 |
| | 1.000, Sonia Citron (12-12), #19 Notre Dame, 1/18/24 |
| Assists..... | 12, Cetera DeGraffenreid, North Carolina, 2/15/10 |
| Steals..... | 6 (7x), last Hannah Hidalgo, #19 Notre Dame, 1/18/24 |
| Blocks..... | 6, Makayla Timpson, Florida State, 1/19/23 |
| | 6, Lindsey Mason, Clemson, 2/12/12 |
| | 6, Kelley Cain, Tennessee, 11/22/09 |

OPPONENT TEAM

| | |
|--------------------------------------|--|
| Most Points..... | 96, UConn, 12/18/06 |
| Fewest Points..... | 23, Norfolk State, 12/28/12 |
| Field Goals | 42, UConn, 12/18/06 |
| Field Goal Attempts | 84, North Carolina 2/15/10 |
| Field Goal Pct. | 65.6, UConn, 12/18/06 |
| 3-Point FG Made..... | 14, NC State, 3/1/20 |
| 3-Point FG Attempts..... | 38, Coppin State, 12/2/18 |
| 3-Point FG Pct..... | 66.7, Longwood, 11/21/10 |
| Free Throws Made | 35, Rhode Island, 11/26/21 |
| Free Throws Attempted | 44, Rhode Island, 11/26/21 |
| | 44, #19 Notre Dame, 1/18/24 |
| Free Throw Pct. (min. 10 made) | 1.000, St. Bonaventure (16-16), 1/4/10 |
| | 1.000, Georgia Tech (14-14), 1/25/15 |
| Fewest Free Throws Attempted | 3, Rider (0-3), 12/28/08 |
| | 3, Norfolk State (1-3), 12/28/12 |
| Rebounds | 56, #3 NC State, 12/31/23 |
| Assists..... | 24, UConn, 12/18/06 |
| Steals..... | 19, Georgia Tech, 3/2/08 |
| Blocks..... | 11, Duke, 2/24/11 |
| Most Turnovers..... | 34, Maryland-Eastern Shore, 12/17/13 |
| Fewest Turnovers | 5, Louisville, 2/21/19 |
| Personal Fouls | 35, Georgia Tech, 1/11/07 |
| Fewest Personal Fouls..... | 6, Liberty, 12/7/11 |

RECORD AT JOHN PAUL JONES ARENA

2006-07 to present (as of March 4, 2024).....189-93 (.670)

ATTENDANCE

11,975 spectators, vs. #5 Virginia Tech (W, 80-75), 3/3/24

LONGEST WINNING STREAK

12 games from 2/21/08 vs. Clemson to 1/11/09 vs. #25 Wake Forest

LONGEST ACC WINNING STREAK

5 games (2x) from 12/28/17 vs. Pittsburgh through 1/25/18 vs. North Carolina and 2/24/12 vs. Wake Forest through 1/24/13 vs. Boston College

LONGEST LOSING STREAK

8 games from 3/1/20 vs. #8 NC State through 11/28/21 vs. Richmond

Note: Streaks begin date of first win or loss to most recent win or loss

2023-24 COMBINED STATS



2023-24 Virginia Women's Basketball Combined Team Statistics All games

Page 1/1
as of Mar 07, 2024

Game Records

| Record | Overall | Home | Away | Neutral |
|----------------|---------|------|------|---------|
| ALL GAMES | 15-15 | 9-8 | 5-5 | 1-2 |
| CONFERENCE | 7-11 | 3-6 | 4-5 | 0-0 |
| NON-CONFERENCE | 8-4 | 6-2 | 1-0 | 1-2 |

Score by Periods

| Team | 1st | 2nd | 3rd | 4th | OT | TOT |
|-----------|-----|-----|-----|-----|----|------|
| Virginia | 475 | 529 | 559 | 608 | 12 | 2183 |
| Opponents | 523 | 490 | 533 | 528 | 6 | 2080 |

Team Box Score

| No. | Player | | | | Total | | 3-Point | | F-Throw | | Rebounds | | | | | | | | | | | |
|-----------|--------------------|-------|--------|------|----------|------|----------|------|---------|------|----------|-----|------|------|-----|----|-----|-----|-----|-----|------|------|
| | | GP-GS | MIN | AVG | FG-FGA | FG% | 3FG-3FGA | 3FG% | FT-FTA | FT% | OFF | DEF | TOT | AVG | PF | DQ | A | TO | BLK | STL | PTS | AVG |
| 21 | JOHNSON, Kymora | 30-30 | 935:12 | 31.2 | 175-420 | .417 | 59-183 | .322 | 58-71 | .817 | 26 | 117 | 143 | 4.8 | 59 | 0 | 162 | 87 | 8 | 54 | 467 | 15.6 |
| 20 | TAYLOR, Camryn | 26-24 | 651:07 | 25.0 | 143-298 | .480 | 13-23 | .565 | 89-106 | .840 | 81 | 79 | 160 | 6.2 | 91 | 5 | 14 | 43 | 23 | 20 | 388 | 14.9 |
| 1 | CLARK, Paris | 27-24 | 670:38 | 24.8 | 98-245 | .400 | 17-49 | .347 | 54-71 | .761 | 46 | 79 | 125 | 4.6 | 67 | 2 | 55 | 61 | 13 | 39 | 267 | 9.9 |
| 34 | CLARKSON, London | 26-14 | 553:16 | 21.3 | 52-114 | .456 | 0-0 | .000 | 63-89 | .708 | 49 | 58 | 107 | 4.1 | 80 | 2 | 18 | 35 | 16 | 25 | 167 | 6.4 |
| 33 | BRUNELLE, Sam | 28-19 | 551:43 | 19.7 | 57-162 | .352 | 36-110 | .327 | 21-24 | .875 | 20 | 65 | 85 | 3.0 | 38 | 0 | 24 | 24 | 23 | 13 | 171 | 6.1 |
| 0 | MCGHEE, Olivia | 30-8 | 438:16 | 14.6 | 64-166 | .386 | 24-82 | .293 | 20-23 | .870 | 19 | 39 | 58 | 1.9 | 25 | 0 | 11 | 27 | 7 | 17 | 172 | 5.7 |
| 4 | BROWN, Jillian | 28-8 | 511:23 | 18.3 | 54-152 | .355 | 14-48 | .292 | 36-43 | .837 | 36 | 92 | 128 | 4.6 | 47 | 0 | 44 | 44 | 12 | 16 | 158 | 5.6 |
| 5 | VAUGHN, Yonta | 17-0 | 323:44 | 19.0 | 33-99 | .333 | 14-45 | .311 | 5-9 | .556 | 2 | 38 | 40 | 2.4 | 16 | 0 | 60 | 27 | 1 | 10 | 85 | 5.0 |
| 23 | SMITH, Alexia | 30-19 | 529:12 | 17.6 | 40-115 | .348 | 6-24 | .250 | 23-37 | .622 | 26 | 84 | 110 | 3.7 | 24 | 0 | 58 | 34 | 3 | 19 | 109 | 3.6 |
| 12 | NOYAN, Edessa | 26-3 | 341:22 | 13.1 | 31-58 | .534 | 4-10 | .400 | 12-16 | .750 | 26 | 47 | 73 | 2.8 | 55 | 4 | 10 | 23 | 12 | 11 | 78 | 3.0 |
| 32 | PAULEY, Cady | 18-0 | 130:26 | 7.2 | 17-57 | .298 | 11-46 | .239 | 5-6 | .833 | 4 | 6 | 10 | 0.6 | 11 | 0 | 6 | 7 | 2 | 2 | 50 | 2.8 |
| 14 | LAUTSON, Kaydan | 24-1 | 255:54 | 10.7 | 14-47 | .298 | 7-31 | .226 | 15-24 | .625 | 16 | 36 | 52 | 2.2 | 36 | 0 | 8 | 15 | 5 | 13 | 50 | 2.1 |
| 41 | LAUTERBACH, Taylor | 21-0 | 132:46 | 6.3 | 6-27 | .222 | 2-9 | .222 | 7-10 | .700 | 12 | 27 | 39 | 1.9 | 23 | 0 | 2 | 13 | 9 | 2 | 21 | 1.0 |
| Team | | | | | | | | | | | 57 | 58 | 115 | | | | | | | | | |
| Total | | 30 | 6025 | | 784-1960 | .400 | 207-660 | .314 | 408-529 | .771 | 420 | 825 | 1245 | 41.5 | 572 | 13 | 472 | 445 | 134 | 241 | 2183 | 72.8 |
| Opponents | | 30 | 6025 | | 734-1842 | .398 | 194-640 | .303 | 418-577 | .724 | 341 | 794 | 1135 | 37.8 | 504 | 9 | 441 | 457 | 110 | 217 | 2080 | 69.3 |

Team Statistics

| | UVA | OPP |
|------------------------|-----------------|-----------------|
| Scoring | 2183 | 2080 |
| Points per game | 72.8 | 69.3 |
| Scoring margin | +3.4 | - |
| Field goals-att | 784-1960 | 734-1842 |
| Field goal pct | .400 | .398 |
| 3 point fg-att | 207-660 | 194-640 |
| 3-point FG pct | .314 | .303 |
| 3-pt FG made per game | 6.9 | 6.5 |
| Free throws-att | 408-529 | 418-577 |
| Free throw pct | .771 | .724 |
| F-Throws made per game | 13.6 | 13.9 |
| Rebounds | 1245 | 1135 |
| Rebounds per game | 41.5 | 37.8 |
| Rebounding margin | +3.7 | - |
| Assists | 472 | 441 |
| Assists per game | 15.7 | 14.7 |
| Turnovers | 445 | 457 |
| Turnovers per game | 14.8 | 15.2 |
| Turnover margin | +0.4 | - |
| Assist/turnover ratio | 1.1 | 1.0 |
| Steals | 241 | 217 |
| Steals per game | 8.0 | 7.2 |
| Blocks | 134 | 110 |
| Blocks per game | 4.5 | 3.7 |
| Winning streak | 0 | - |
| Home win streak | 2 | - |
| Attendance | 81850 | 36976 |
| Home games-Avg/Game | 17-4815 | 10-3698 |
| Neutral site-Avg/Game | - | 3-2757 |

Team Results

| Date | Opponent | | Score | Att. |
|------------|-------------------|-----|-------|-------|
| 11/08/2023 | UMES | W | 76-52 | 3797 |
| 11/12/2023 | Campbell | W | 74-49 | 3965 |
| 11/15/2023 | William & Mary | W | 80-51 | 3588 |
| 11/19/2023 | Oklahoma | L | 67-82 | 4198 |
| 11/24/2023 | vs Tulane | W | 81-59 | 300 |
| 11/25/2023 | vs LSU | L | 73-76 | 1650 |
| 11/30/2023 | Missouri | Wot | 87-81 | 3701 |
| 12/03/2023 | at La Salle | W | 94-73 | 387 |
| 12/06/2023 | Rider | W | 78-51 | 3676 |
| 12/16/2023 | Wofford | L | 70-71 | 3955 |
| 12/21/2023 | Fordham | W | 82-56 | 4208 |
| 12/31/2023 | NC State | L | 61-72 | 4541 |
| 01/04/2024 | at Georgia Tech | L | 60-63 | 1237 |
| 01/07/2024 | Duke | L | 56-60 | 5041 |
| 01/11/2024 | at NC State | L | 66-93 | 5500 |
| 01/14/2024 | at North Carolina | L | 68-81 | 4579 |
| 01/18/2024 | Notre Dame | L | 76-86 | 4152 |
| 01/21/2024 | at Florida St. | W | 91-87 | 2081 |
| 01/25/2024 | Pittsburgh | L | 52-56 | 3817 |
| 01/28/2024 | North Carolina | W | 81-66 | 5690 |
| 02/01/2024 | at Virginia Tech | L | 63-76 | 8925 |
| 02/04/2024 | Clemson | L | 69-75 | 4959 |
| 02/08/2024 | at Boston College | W | 73-66 | 756 |
| 02/11/2024 | at Wake Forest | W | 87-79 | 1201 |
| 02/18/2024 | Syracuse | L | 79-85 | 6619 |
| 02/22/2024 | Miami (FL) | W | 77-60 | 3968 |
| 02/25/2024 | at Louisville | W | 73-68 | 10305 |
| 02/29/2024 | at Duke | L | 54-73 | 2005 |
| 03/03/2024 | Virginia Tech | W | 80-75 | 11975 |
| 03/06/2024 | vs Wake Forest | L | 55-58 | 6322 |

2023-24 TEAM STATS



2023-24 Virginia Women's Basketball Overall Team Statistics All games

Page 1/1
as of Mar 07, 2024

Team Statistics

| | UVA | OPP |
|------------------------|-----------------|-----------------|
| Scoring | 2183 | 2080 |
| Points per game | 72.8 | 69.3 |
| Scoring margin | +3.4 | - |
| Field goals-att | 784-1960 | 734-1842 |
| Field goal pct | .400 | .398 |
| 3 point fg-att | 207-660 | 194-640 |
| 3-point FG pct | .314 | .303 |
| 3-pt FG made per game | 6.9 | 6.5 |
| Free throws-att | 408-529 | 418-577 |
| Free throw pct | .771 | .724 |
| F-Throws made per game | 13.6 | 13.9 |
| Rebounds | 1245 | 1135 |
| Rebounds per game | 41.5 | 37.8 |
| Rebounding margin | +3.7 | - |
| Assists | 472 | 441 |
| Assists per game | 15.7 | 14.7 |
| Turnovers | 445 | 457 |
| Turnovers per game | 14.8 | 15.2 |
| Turnover margin | +0.4 | - |
| Assist/turnover ratio | 1.1 | 1.0 |
| Steals | 241 | 217 |
| Steals per game | 8.0 | 7.2 |
| Blocks | 134 | 110 |
| Blocks per game | 4.5 | 3.7 |
| Winning streak | 0 | - |
| Home win streak | 2 | - |
| Attendance | 81850 | 36976 |
| Home games-Avg/Game | 17-4815 | 10-3698 |
| Neutral site-Avg/Game | - | 3-2757 |

Score by Periods

| Team | 1st | 2nd | 3rd | 4th | OT | TOT |
|-----------|-----|-----|-----|-----|----|------|
| Virginia | 475 | 529 | 559 | 608 | 12 | 2183 |
| Opponents | 523 | 490 | 533 | 528 | 6 | 2080 |

2023-24 ACC-ONLY STATS



2023-24 Virginia Women's Basketball Combined Team Statistics In Conference games

Page 1/1
as of Mar 04, 2024

Game Records

| Record | Overall | Home | Away | Neutral |
|----------------|---------|------|------|---------|
| ALL GAMES | 7-11 | 3-6 | 4-5 | 0-0 |
| CONFERENCE | 7-11 | 3-6 | 4-5 | 0-0 |
| NON-CONFERENCE | 0-0 | 0-0 | 0-0 | 0-0 |

Score by Periods

| Team | 1st | 2nd | 3rd | 4th | OT | TOT |
|-----------|-----|-----|-----|-----|----|------|
| Virginia | 279 | 311 | 303 | 373 | 0 | 1266 |
| Opponents | 336 | 305 | 369 | 311 | 0 | 1321 |

Team Box Score

| No. | Player | GP-GS | | | Total | | 3-Point | | F-Throw | | Rebounds | | | | Other | | | | PTS | AVG | | | |
|------------------|--------------------|-----------|-------------|--------|-------|-----------------|-------------|----------------|-------------|----------------|-------------|------------|------------|------------|-------------|------------|-----------|------------|------------|-----------|------------|-------------|-------------|
| | | GP | GS | MIN | AVG | FG-FGA | FG% | 3FG-3FGA | 3FG% | FT-FTA | FT% | OFF | DEF | TOT | AVG | PF | DQ | A | | | TO | BLK | STL |
| 21 | JOHNSON, Kymora | 18 | 18 | 604:38 | 33.6 | 116-279 | .416 | 40-115 | .348 | 47-54 | .870 | 20 | 76 | 96 | 5.3 | 39 | 0 | 97 | 61 | 3 | 35 | 319 | 17.7 |
| 20 | TAYLOR, Camryn | 14 | 13 | 342:30 | 24.5 | 81-165 | .491 | 11-18 | .611 | 41-53 | .774 | 40 | 44 | 84 | 6.0 | 53 | 5 | 6 | 22 | 10 | 10 | 214 | 15.3 |
| 1 | CLARK, Paris | 18 | 17 | 483:47 | 26.9 | 63-165 | .382 | 10-27 | .370 | 43-60 | .717 | 32 | 57 | 89 | 4.9 | 47 | 1 | 39 | 46 | 10 | 29 | 179 | 9.9 |
| 33 | BRUNELLE, Sam | 18 | 12 | 369:10 | 20.5 | 33-97 | .340 | 19-66 | .288 | 18-19 | .947 | 10 | 44 | 54 | 3.0 | 28 | 0 | 19 | 16 | 17 | 7 | 103 | 5.7 |
| 34 | CLARKSON, London | 16 | 9 | 327:01 | 20.4 | 27-67 | .403 | 0-0 | .000 | 30-49 | .612 | 21 | 40 | 61 | 3.8 | 55 | 2 | 9 | 24 | 10 | 12 | 84 | 5.3 |
| 0 | MCGHEE, Olivia | 18 | 7 | 261:43 | 14.5 | 35-89 | .393 | 13-43 | .302 | 10-12 | .833 | 11 | 20 | 31 | 1.7 | 16 | 0 | 8 | 16 | 4 | 9 | 93 | 5.2 |
| 5 | VAUGHN, Yonta | 8 | 0 | 140:21 | 17.5 | 15-51 | .294 | 5-20 | .250 | 5-6 | .833 | 0 | 15 | 15 | 1.9 | 9 | 0 | 22 | 14 | 0 | 4 | 40 | 5.0 |
| 4 | BROWN, Jillian | 16 | 3 | 273:13 | 17.1 | 26-65 | .400 | 12-22 | .545 | 9-10 | .900 | 15 | 37 | 52 | 3.3 | 29 | 0 | 17 | 25 | 6 | 5 | 73 | 4.6 |
| 12 | NOYAN, Edessa | 16 | 2 | 231:18 | 14.5 | 22-36 | .611 | 2-7 | .286 | 10-12 | .833 | 14 | 24 | 38 | 2.4 | 40 | 4 | 6 | 14 | 8 | 6 | 56 | 3.5 |
| 23 | SMITH, Alexia | 18 | 8 | 273:15 | 15.2 | 14-50 | .280 | 3-11 | .273 | 16-26 | .615 | 10 | 46 | 56 | 3.1 | 17 | 0 | 41 | 21 | 1 | 4 | 47 | 2.6 |
| 32 | PAULEY, Cady | 8 | 0 | 51:22 | 6.4 | 7-19 | .368 | 6-16 | .375 | 0-0 | .000 | 1 | 0 | 1 | 0.1 | 4 | 0 | 1 | 3 | 1 | 0 | 20 | 2.5 |
| 14 | LAWSON, Kaydan | 16 | 1 | 162:02 | 10.1 | 4-20 | .200 | 2-14 | .143 | 14-20 | .700 | 9 | 19 | 28 | 1.8 | 25 | 0 | 2 | 8 | 5 | 9 | 24 | 1.5 |
| 41 | LAUTERBACH, Taylor | 14 | 0 | 79:41 | 5.7 | 4-18 | .222 | 2-6 | .333 | 4-6 | .667 | 7 | 13 | 20 | 1.4 | 13 | 0 | 1 | 6 | 6 | 0 | 14 | 1.0 |
| Team | | | | | | | | | | | | 29 | 35 | 64 | | | | | 2 | | | | |
| Total | | 18 | 3600 | | | 447-1121 | .399 | 125-365 | .342 | 247-327 | .755 | 219 | 470 | 689 | 38.3 | 375 | 12 | 268 | 278 | 81 | 130 | 1266 | 70.3 |
| Opponents | | 18 | 3600 | | | 462-1106 | .418 | 108-360 | .300 | 289-396 | .730 | 208 | 482 | 690 | 38.3 | 309 | 6 | 280 | 242 | 72 | 133 | 1321 | 73.4 |

Team Statistics

| | UVA | OPP |
|------------------------|-----------------|-----------------|
| Scoring | 1266 | 1321 |
| Points per game | 70.3 | 73.4 |
| Scoring margin | -3.1 | - |
| Field goals-att | 447-1121 | 462-1106 |
| Field goal pct | .399 | .418 |
| 3 point fg-att | 125-365 | 108-360 |
| 3-point FG pct | .342 | .300 |
| 3-pt FG made per game | 6.9 | 6.0 |
| Free throws-att | 247-327 | 289-396 |
| Free throw pct | .755 | .730 |
| F-Throws made per game | 13.7 | 16.1 |
| Rebounds | 689 | 690 |
| Rebounds per game | 38.3 | 38.3 |
| Rebounding margin | -0.1 | - |
| Assists | 268 | 280 |
| Assists per game | 14.9 | 15.6 |
| Turnovers | 278 | 242 |
| Turnovers per game | 15.4 | 13.4 |
| Turnover margin | -2.0 | - |
| Assist/turnover ratio | 1.0 | 1.2 |
| Steals | 130 | 133 |
| Steals per game | 7.2 | 7.4 |
| Blocks | 81 | 72 |
| Blocks per game | 4.5 | 4.0 |
| Winning streak | 1 | - |
| Home win streak | 2 | - |
| Attendance | 50762 | 36589 |
| Home games-Avg/Game | 9-5640 | 9-4065 |
| Neutral site-Avg/Game | - | 0-0 |

Team Results

| Date | Opponent | | Score | Att. |
|------------|-------------------|---|-------|-------|
| 12/31/2023 | NC State | L | 61-72 | 4541 |
| 01/04/2024 | at Georgia Tech | L | 60-63 | 1237 |
| 01/07/2024 | Duke | L | 56-60 | 5041 |
| 01/11/2024 | at NC State | L | 66-93 | 5500 |
| 01/14/2024 | at North Carolina | L | 68-81 | 4579 |
| 01/18/2024 | Notre Dame | L | 76-86 | 4152 |
| 01/21/2024 | at Florida St. | W | 91-87 | 2081 |
| 01/25/2024 | Pittsburgh | L | 52-56 | 3817 |
| 01/28/2024 | North Carolina | W | 81-66 | 5690 |
| 02/01/2024 | at Virginia Tech | L | 63-76 | 8925 |
| 02/04/2024 | Clemson | L | 69-75 | 4959 |
| 02/08/2024 | at Boston College | W | 73-66 | 756 |
| 02/11/2024 | at Wake Forest | W | 87-79 | 1201 |
| 02/18/2024 | Syracuse | L | 79-85 | 6619 |
| 02/22/2024 | Miami (FL) | W | 77-60 | 3968 |
| 02/25/2024 | at Louisville | W | 73-68 | 10305 |
| 02/29/2024 | at Duke | L | 54-73 | 2005 |
| 03/03/2024 | Virginia Tech | W | 80-75 | 11975 |

2023-24 CATEGORY LEADERS



2023-24 Virginia Women's Basketball Category Leaders All games

Page 1/3
as of Mar 07, 2024

Points

| ## | Player | G | Pts | Pts/G |
|----|--------------------|----|-----|-------|
| 21 | Johnson, Kymora | 30 | 467 | 15.6 |
| 20 | Taylor, Camryn | 26 | 388 | 14.9 |
| 1 | Clark, Paris | 27 | 267 | 9.9 |
| 0 | McGhee, Olivia | 30 | 172 | 5.7 |
| 33 | Brunelle, Sam | 28 | 171 | 6.1 |
| 34 | Clarkson, London | 26 | 167 | 6.4 |
| 4 | Brown, Jillian | 28 | 158 | 5.6 |
| 23 | Smith, Alexia | 30 | 109 | 3.6 |
| 5 | Vaughn, Yonta | 17 | 85 | 5.0 |
| 12 | Noyan, Edessa | 26 | 78 | 3.0 |
| 32 | Pauley, Cady | 18 | 50 | 2.8 |
| 14 | Lawson, Kaydan | 24 | 50 | 2.1 |
| 41 | Lauterbach, Taylor | 21 | 21 | 1.0 |

Scoring Average

| ## | Player | G | Pts | Pts/G |
|----|--------------------|----|-----|-------|
| 21 | Johnson, Kymora | 30 | 467 | 15.6 |
| 20 | Taylor, Camryn | 26 | 388 | 14.9 |
| 1 | Clark, Paris | 27 | 267 | 9.9 |
| 34 | Clarkson, London | 26 | 167 | 6.4 |
| 33 | Brunelle, Sam | 28 | 171 | 6.1 |
| 0 | McGhee, Olivia | 30 | 172 | 5.7 |
| 4 | Brown, Jillian | 28 | 158 | 5.6 |
| 5 | Vaughn, Yonta | 17 | 85 | 5.0 |
| 23 | Smith, Alexia | 30 | 109 | 3.6 |
| 12 | Noyan, Edessa | 26 | 78 | 3.0 |
| 32 | Pauley, Cady | 18 | 50 | 2.8 |
| 14 | Lawson, Kaydan | 24 | 50 | 2.1 |
| 41 | Lauterbach, Taylor | 21 | 21 | 1.0 |

Field Goal Percentage

| ## | Player | FG | Att | Pct |
|----|--------------------|-----|-----|------|
| 12 | Noyan, Edessa | 31 | 58 | .534 |
| 20 | Taylor, Camryn | 143 | 298 | .480 |
| 34 | Clarkson, London | 52 | 114 | .456 |
| 21 | Johnson, Kymora | 175 | 420 | .417 |
| 1 | Clark, Paris | 98 | 245 | .400 |
| 0 | McGhee, Olivia | 64 | 166 | .386 |
| 4 | Brown, Jillian | 54 | 152 | .355 |
| 33 | Brunelle, Sam | 57 | 162 | .352 |
| 23 | Smith, Alexia | 40 | 115 | .348 |
| 5 | Vaughn, Yonta | 33 | 99 | .333 |
| 32 | Pauley, Cady | 17 | 57 | .298 |
| 14 | Lawson, Kaydan | 14 | 47 | .298 |
| 41 | Lauterbach, Taylor | 6 | 27 | .222 |

Field Goal Attempts

| ## | Player | G | Att | Att/G |
|----|-----------------|----|-----|-------|
| 21 | Johnson, Kymora | 30 | 420 | 14.0 |
| 20 | Taylor, Camryn | 26 | 298 | 11.5 |
| 1 | Clark, Paris | 27 | 245 | 9.1 |
| 0 | McGhee, Olivia | 30 | 166 | 5.5 |
| 33 | Brunelle, Sam | 28 | 162 | 5.8 |

Field Goals Made

| ## | Player | G | Made | Made/G |
|----|-----------------|----|------|--------|
| 21 | Johnson, Kymora | 30 | 175 | 5.8 |
| 20 | Taylor, Camryn | 26 | 143 | 5.5 |
| 1 | Clark, Paris | 27 | 98 | 3.6 |
| 0 | McGhee, Olivia | 30 | 64 | 2.1 |
| 33 | Brunelle, Sam | 28 | 57 | 2.0 |

2023-24 CATEGORY LEADERS



2023-24 Virginia Women's Basketball Category Leaders All games

Page 2/3
as of Mar 07, 2024

3-Point FG Percentage

| ## | Player | 3FG | Att | Pct |
|----|--------------------|-----|-----|------|
| 20 | Taylor, Camryn | 13 | 23 | .565 |
| 12 | Noyan, Edessa | 4 | 10 | .400 |
| 1 | Clark, Paris | 17 | 49 | .347 |
| 33 | Brunelle, Sam | 36 | 110 | .327 |
| 21 | Johnson, Kymora | 59 | 183 | .322 |
| 5 | Vaughn, Yonta | 14 | 45 | .311 |
| 0 | McGhee, Olivia | 24 | 82 | .293 |
| 4 | Brown, Jillian | 14 | 48 | .292 |
| 23 | Smith, Alexia | 6 | 24 | .250 |
| 32 | Pauley, Cady | 11 | 46 | .239 |
| 14 | Lawson, Kaydan | 7 | 31 | .226 |
| 41 | Lauterbach, Taylor | 2 | 9 | .222 |

3-Point FG Attempts

| ## | Player | G | Att | Att/G |
|----|-----------------|----|-----|-------|
| 21 | Johnson, Kymora | 30 | 183 | 6.1 |
| 33 | Brunelle, Sam | 28 | 110 | 3.9 |
| 0 | McGhee, Olivia | 30 | 82 | 2.7 |
| 1 | Clark, Paris | 27 | 49 | 1.8 |
| 4 | Brown, Jillian | 28 | 48 | 1.7 |

3-Point FG Made

| ## | Player | G | Made | Made/G |
|----|-----------------|----|------|--------|
| 21 | Johnson, Kymora | 30 | 59 | 2.0 |
| 33 | Brunelle, Sam | 28 | 36 | 1.3 |
| 0 | McGhee, Olivia | 30 | 24 | 0.8 |
| 1 | Clark, Paris | 27 | 17 | 0.6 |
| 4 | Brown, Jillian | 28 | 14 | 0.5 |

Free Throw Percentage

| ## | Player | Made | Att | Pct |
|----|--------------------|------|-----|------|
| 33 | Brunelle, Sam | 21 | 24 | .875 |
| 0 | McGhee, Olivia | 20 | 23 | .870 |
| 20 | Taylor, Camryn | 89 | 106 | .840 |
| 4 | Brown, Jillian | 36 | 43 | .837 |
| 32 | Pauley, Cady | 5 | 6 | .833 |
| 21 | Johnson, Kymora | 58 | 71 | .817 |
| 1 | Clark, Paris | 54 | 71 | .761 |
| 12 | Noyan, Edessa | 12 | 16 | .750 |
| 34 | Clarkson, London | 63 | 89 | .708 |
| 41 | Lauterbach, Taylor | 7 | 10 | .700 |
| 14 | Lawson, Kaydan | 15 | 24 | .625 |
| 23 | Smith, Alexia | 23 | 37 | .622 |
| 5 | Vaughn, Yonta | 5 | 9 | .556 |

Free Throw Attempts

| ## | Player | G | Att | Att/G |
|----|------------------|----|-----|-------|
| 20 | Taylor, Camryn | 26 | 106 | 4.1 |
| 34 | Clarkson, London | 26 | 89 | 3.4 |
| 21 | Johnson, Kymora | 30 | 71 | 2.4 |
| 1 | Clark, Paris | 27 | 71 | 2.6 |
| 4 | Brown, Jillian | 28 | 43 | 1.5 |

Free Throws Made

| ## | Player | G | Made | Made/G |
|----|------------------|----|------|--------|
| 20 | Taylor, Camryn | 26 | 89 | 3.4 |
| 34 | Clarkson, London | 26 | 63 | 2.4 |
| 21 | Johnson, Kymora | 30 | 58 | 1.9 |
| 1 | Clark, Paris | 27 | 54 | 2.0 |
| 4 | Brown, Jillian | 28 | 36 | 1.3 |

Rebounds

| ## | Player | G | Reb | Reb/G |
|----|-----------------|----|-----|-------|
| 20 | Taylor, Camryn | 26 | 160 | 6.2 |
| 21 | Johnson, Kymora | 30 | 143 | 4.8 |
| 4 | Brown, Jillian | 28 | 128 | 4.6 |
| 1 | Clark, Paris | 27 | 125 | 4.6 |
| 23 | Smith, Alexia | 30 | 110 | 3.7 |

Assists

| ## | Player | G | Ast | Ast/G |
|----|-----------------|----|-----|-------|
| 21 | Johnson, Kymora | 30 | 162 | 5.4 |
| 5 | Vaughn, Yonta | 17 | 60 | 3.5 |
| 23 | Smith, Alexia | 30 | 58 | 1.9 |
| 1 | Clark, Paris | 27 | 55 | 2.0 |
| 4 | Brown, Jillian | 28 | 44 | 1.6 |

Rebounds Average

| ## | Player | G | Reb | Reb/G |
|----|------------------|----|-----|-------|
| 20 | Taylor, Camryn | 26 | 160 | 6.2 |
| 21 | Johnson, Kymora | 30 | 143 | 4.8 |
| 1 | Clark, Paris | 27 | 125 | 4.6 |
| 4 | Brown, Jillian | 28 | 128 | 4.6 |
| 34 | Clarkson, London | 26 | 107 | 4.1 |

Steals

| ## | Player | G | Stl | Stl/G |
|----|------------------|----|-----|-------|
| 21 | Johnson, Kymora | 30 | 54 | 1.8 |
| 1 | Clark, Paris | 27 | 39 | 1.4 |
| 34 | Clarkson, London | 26 | 25 | 1.0 |
| 20 | Taylor, Camryn | 26 | 20 | 0.8 |
| 23 | Smith, Alexia | 30 | 19 | 0.6 |

2023-24 CATEGORY LEADERS



2023-24 Virginia Women's Basketball Category Leaders All games

Page 3/3
as of Mar 07, 2024

Offensive Rebounds

| ## | Player | G | OReb | OReb/G |
|----|------------------|----|------|--------|
| 20 | Taylor, Camryn | 26 | 81 | 3.1 |
| 34 | Clarkson, London | 26 | 49 | 1.9 |
| 1 | Clark, Paris | 27 | 46 | 1.7 |
| 4 | Brown, Jillian | 28 | 36 | 1.3 |
| 21 | Johnson, Kymora | 30 | 26 | 0.9 |

Blocked Shots

| ## | Player | G | Blk | Blk/G |
|----|------------------|----|-----|-------|
| 20 | Taylor, Camryn | 26 | 23 | 0.9 |
| 33 | Brunelle, Sam | 28 | 23 | 0.8 |
| 34 | Clarkson, London | 26 | 16 | 0.6 |
| 1 | Clark, Paris | 27 | 13 | 0.5 |
| 4 | Brown, Jillian | 28 | 12 | 0.4 |

Defensive Rebounds

| ## | Player | G | DReb | DReb/G |
|----|-----------------|----|------|--------|
| 21 | Johnson, Kymora | 30 | 117 | 3.9 |
| 4 | Brown, Jillian | 28 | 92 | 3.3 |
| 23 | Smith, Alexia | 30 | 84 | 2.8 |
| 20 | Taylor, Camryn | 26 | 79 | 3.0 |
| 1 | Clark, Paris | 27 | 79 | 2.9 |

Minutes

| ## | Player | G | Min | Min/G |
|----|------------------|----|-----|-------|
| 21 | Johnson, Kymora | 30 | 935 | 31:10 |
| 1 | Clark, Paris | 27 | 671 | 24:50 |
| 20 | Taylor, Camryn | 26 | 651 | 25:03 |
| 34 | Clarkson, London | 26 | 553 | 21:17 |
| 33 | Brunelle, Sam | 28 | 552 | 19:42 |

Fouls

| ## | Player | G | PF | PF/G |
|----|------------------|----|----|------|
| 20 | Taylor, Camryn | 26 | 91 | 3.5 |
| 34 | Clarkson, London | 26 | 80 | 3.1 |
| 1 | Clark, Paris | 27 | 67 | 2.5 |
| 21 | Johnson, Kymora | 30 | 59 | 2.0 |
| 12 | Noyan, Edessa | 26 | 55 | 2.1 |

Turnovers

| ## | Player | G | TO | TO/G |
|----|------------------|----|----|------|
| 21 | Johnson, Kymora | 30 | 87 | 2.9 |
| 1 | Clark, Paris | 27 | 61 | 2.3 |
| 4 | Brown, Jillian | 28 | 44 | 1.6 |
| 20 | Taylor, Camryn | 26 | 43 | 1.7 |
| 34 | Clarkson, London | 26 | 35 | 1.3 |

Foul Outs

| ## | Player | G | FO |
|----|------------------|----|----|
| 20 | Taylor, Camryn | 26 | 5 |
| 12 | Noyan, Edessa | 26 | 4 |
| 1 | Clark, Paris | 27 | 2 |
| 34 | Clarkson, London | 26 | 2 |

2023-24 RESULTS/LEADERS



2023-24 Virginia Women's Basketball Season Schedule/Results & Leaders All games

Page 1/2
as of Mar 07, 2024

Game Records

| Record | Overall | Home | Away | Neutral |
|----------------|---------|------|------|---------|
| ALL GAMES | 15-15 | 9-8 | 5-5 | 1-2 |
| CONFERENCE | 7-11 | 3-6 | 4-5 | 0-0 |
| NON-CONFERENCE | 8-4 | 6-2 | 1-0 | 1-2 |

Team Results

| Date | Opponent | | Score | Att. | High Points | High Rebounds |
|------------|-------------------|-----|-------|-------|--|--|
| 11/08/2023 | UMES | W | 76-52 | 3797 | (22) TAYLOR, Camryn | (13) BROWN, Jillian |
| 11/12/2023 | Campbell | W | 74-49 | 3965 | (16) TAYLOR, Camryn | (8) NOYAN, Edessa |
| 11/15/2023 | William & Mary | W | 80-51 | 3588 | (17) BROWN, Jillian | (7) TAYLOR, Camryn (7) BROWN, Jillian |
| 11/19/2023 | Oklahoma | L | 67-82 | 4198 | (17) TAYLOR, Camryn | (9) BROWN, Jillian |
| 11/24/2023 | vs Tulane | W | 81-59 | 300 | (14) VAUGHN, Yonta | (6) MCGHEE, Olivia |
| 11/25/2023 | vs LSU | L | 73-76 | 1650 | (19) CLARK, Paris | (7) BROWN, Jillian (7) CLARK, Paris |
| 11/30/2023 | Missouri | Wot | 87-81 | 3701 | (26) TAYLOR, Camryn | (13) SMITH, Alexia |
| 12/03/2023 | at La Salle | W | 94-73 | 387 | (17) JOHNSON, Kymora | (8) BROWN, Jillian |
| 12/06/2023 | Rider | W | 78-51 | 3676 | (18) TAYLOR, Camryn | (13) TAYLOR, Camryn |
| 12/16/2023 | Wofford | L | 70-71 | 3955 | (14) CLARK, Paris (14) MCGHEE, Olivia | (9) CLARKSON, London |
| 12/21/2023 | Fordham | W | 82-56 | 4208 | (26) JOHNSON, Kymora | (8) TAYLOR, Camryn |
| 12/31/2023 | NC State | L | 61-72 | 4541 | (17) TAYLOR, Camryn | (15) TAYLOR, Camryn |
| 01/04/2024 | at Georgia Tech | L | 60-63 | 1237 | (19) TAYLOR, Camryn | (12) CLARK, Paris |
| 01/07/2024 | Duke | L | 56-60 | 5041 | (17) TAYLOR, Camryn | (8) JOHNSON, Kymora |
| 01/11/2024 | at NC State | L | 66-93 | 5500 | (22) TAYLOR, Camryn | (9) SMITH, Alexia |
| 01/14/2024 | at North Carolina | L | 68-81 | 4579 | (16) TAYLOR, Camryn | (7) TAYLOR, Camryn (7) CLARKSON, London |
| 01/18/2024 | Notre Dame | L | 76-86 | 4152 | (16) CLARK, Paris (16) JOHNSON, Kymora | (8) JOHNSON, Kymora |
| 01/21/2024 | at Florida St. | W | 91-87 | 2081 | (35) JOHNSON, Kymora | (10) TAYLOR, Camryn |
| 01/25/2024 | Pittsburgh | L | 52-56 | 3817 | (17) JOHNSON, Kymora | (8) SMITH, Alexia |
| 01/28/2024 | North Carolina | W | 81-66 | 5690 | (25) JOHNSON, Kymora | (7) BRUNELLE, Sam |
| 02/01/2024 | at Virginia Tech | L | 63-76 | 8925 | (22) JOHNSON, Kymora | (8) CLARK, Paris |
| 02/04/2024 | Clemson | L | 69-75 | 4959 | (24) BRUNELLE, Sam (24) JOHNSON, Kymora | (7) CLARK, Paris |
| 02/08/2024 | at Boston College | W | 73-66 | 756 | (16) VAUGHN, Yonta | (9) NOYAN, Edessa |
| 02/11/2024 | at Wake Forest | W | 87-79 | 1201 | (23) JOHNSON, Kymora | (6) BRUNELLE, Sam (6) JOHNSON, Kymora |
| 02/18/2024 | Syracuse | L | 79-85 | 6619 | (20) TAYLOR, Camryn | (8) TAYLOR, Camryn |
| 02/22/2024 | Miami (FL) | W | 77-60 | 3968 | (21) JOHNSON, Kymora | (11) TAYLOR, Camryn |
| 02/25/2024 | at Louisville | W | 73-68 | 10305 | (22) TAYLOR, Camryn | (8) CLARK, Paris |
| 02/29/2024 | at Duke | L | 54-73 | 2005 | (14) JOHNSON, Kymora | (6) JOHNSON, Kymora |
| 03/03/2024 | Virginia Tech | W | 80-75 | 11975 | (21) JOHNSON, Kymora | (7) TAYLOR, Camryn |
| 03/06/2024 | vs Wake Forest | L | 55-58 | 6322 | (18) TAYLOR, Camryn | (9) JOHNSON, Kymora |

Attendance Summary



2023-24 VIRGINIA GAME HIGHS



2023-24 Virginia Women's Basketball Team High/Low Analysis All games

Page 1/4
as of Mar 07, 2024

Virginia - Game Highs

| | | |
|------------------------------|--------------|--------------------------------|
| POINTS | 94 | at La Salle (12/03/2023) |
| | 91 | at Florida St. (01/21/2024) |
| | 87 | at Wake Forest (02/11/2024) |
| | 87 | Missouri (11/30/2023) |
| | 82 | Fordham (12/21/2023) |
| FIELD GOALS MADE | 36 | at Florida St. (01/21/2024) |
| | 33 | at La Salle (12/03/2023) |
| FIELD GOAL ATTEMPTS | 83 | Oklahoma (11/19/2023) |
| | 82 | at NC State (01/11/2024) |
| FIELD GOAL PERCENTAGE | .537 (36-67) | at Florida St. (01/21/2024) |
| | .534 (31-58) | at Wake Forest (02/11/2024) |
| | .534 (31-58) | Fordham (12/21/2023) |
| 3 PT FG MADE | 15 | vs Tulane (N) (11/24/2023) |
| | 13 | at Wake Forest (02/11/2024) |
| 3 PT FG ATTEMPTS | 35 | vs Tulane (N) (11/24/2023) |
| | 31 | vs LSU (N) (11/25/2023) |
| | 31 | UMES (11/08/2023) |
| 3 PT FG PERCENTAGE | .579 (11-19) | North Carolina (01/28/2024) |
| | .545 (12-22) | Fordham (12/21/2023) |
| FREE THROWS MADE | 23 | at La Salle (12/03/2023) |
| | 22 | Virginia Tech (03/03/2024) |
| | 22 | North Carolina (01/28/2024) |
| | 22 | Duke (01/07/2024) |
| FREE THROW ATTEMPTS | 29 | Virginia Tech (03/03/2024) |
| | 28 | North Carolina (01/28/2024) |
| FREE THROW PERCENTAGE | .944 (17-18) | Notre Dame (01/18/2024) |
| | .920 (23-25) | at La Salle (12/03/2023) |
| REBOUNDS | 60 | Rider (12/06/2023) |
| | 60 | UMES (11/08/2023) |
| ASSISTS | 27 | Syracuse (02/18/2024) |
| | 22 | Miami (FL) (02/22/2024) |
| | 22 | Clemson (02/04/2024) |
| | 22 | at La Salle (12/03/2023) |
| STEALS | 14 | Oklahoma (11/19/2023) |
| | 13 | vs Tulane (N) (11/24/2023) |
| BLOCKED SHOTS | 10 | Miami (FL) (02/22/2024) |
| | 8 | at Georgia Tech (01/04/2024) |
| | 8 | NC State (12/31/2023) |
| | 8 | William & Mary (11/15/2023) |
| | 8 | UMES (11/08/2023) |
| TURNOVERS | 24 | at Boston College (02/08/2024) |
| | 23 | Notre Dame (01/18/2024) |
| FOULS | 35 | Notre Dame (01/18/2024) |
| | 25 | Clemson (02/04/2024) |
| | 25 | at North Carolina (01/14/2024) |
| | 25 | Duke (01/07/2024) |

2023-24 OPPONENT GAME HIGHS



2023-24 Virginia Women's Basketball Team High/Low Analysis All games

Page 2/4
as of Mar 07, 2024

Opponent - Game Highs

| | | | |
|------------------------------|------|---------|--------------------------------|
| POINTS | 93 | | at NC State (01/11/2024) |
| | 87 | | at Florida St. (01/21/2024) |
| | 86 | | Notre Dame (01/18/2024) |
| | 85 | | Syracuse (02/18/2024) |
| | 82 | | Oklahoma (11/19/2023) |
| FIELD GOALS MADE | 32 | | at NC State (01/11/2024) |
| | 31 | | at Virginia Tech (02/01/2024) |
| FIELD GOAL ATTEMPTS | 76 | | at Florida St. (01/21/2024) |
| | 72 | | at Virginia Tech (02/01/2024) |
| FIELD GOAL PERCENTAGE | .518 | (29-56) | Syracuse (02/18/2024) |
| | .509 | (27-53) | at Duke (02/29/2024) |
| 3 PT FG MADE | 13 | | Oklahoma (11/19/2023) |
| | 12 | | Syracuse (02/18/2024) |
| 3 PT FG ATTEMPTS | 34 | | at La Salle (12/03/2023) |
| | 31 | | Virginia Tech (03/03/2024) |
| | 31 | | at Wake Forest (02/11/2024) |
| 3 PT FG PERCENTAGE | .600 | (12-20) | Syracuse (02/18/2024) |
| | .435 | (10-23) | at NC State (01/11/2024) |
| FREE THROWS MADE | 33 | | Notre Dame (01/18/2024) |
| | 22 | | at Boston College (02/08/2024) |
| | 22 | | at Florida St. (01/21/2024) |
| FREE THROW ATTEMPTS | 44 | | Notre Dame (01/18/2024) |
| | 33 | | at Georgia Tech (01/04/2024) |
| FREE THROW PERCENTAGE | .895 | (17-19) | NC State (12/31/2023) |
| | .875 | (14-16) | at Duke (02/29/2024) |
| | .875 | (7-8) | at Virginia Tech (02/01/2024) |
| REBOUNDS | 56 | | NC State (12/31/2023) |
| | 49 | | Oklahoma (11/19/2023) |
| ASSISTS | 22 | | Oklahoma (11/19/2023) |
| | 20 | | at Duke (02/29/2024) |
| | 20 | | at Virginia Tech (02/01/2024) |
| | 20 | | at North Carolina (01/14/2024) |
| STEALS | 15 | | at Boston College (02/08/2024) |
| | 13 | | Notre Dame (01/18/2024) |
| BLOCKED SHOTS | 10 | | Virginia Tech (03/03/2024) |
| | 9 | | Duke (01/07/2024) |
| TURNOVERS | 24 | | Oklahoma (11/19/2023) |
| | 21 | | Campbell (11/12/2023) |
| FOULS | 23 | | North Carolina (01/28/2024) |
| | 23 | | Duke (01/07/2024) |

2023-24 VIRGINIA GAME LOWS



2023-24 Virginia Women's Basketball Team High/Low Analysis All games

Page 3/4
as of Mar 07, 2024

Virginia - Game Lows

| | | | |
|------------------------------|------|---------|---------------------------------|
| POINTS | 52 | | Pittsburgh (01/25/2024) |
| | 54 | | at Duke (02/29/2024) |
| | 55 | | vs Wake Forest (N) (03/06/2024) |
| | 56 | | Duke (01/07/2024) |
| | 60 | | at Georgia Tech (01/04/2024) |
| FIELD GOALS MADE | 16 | | Duke (01/07/2024) |
| | 17 | | Pittsburgh (01/25/2024) |
| FIELD GOAL ATTEMPTS | 50 | | North Carolina (01/28/2024) |
| | 54 | | at Duke (02/29/2024) |
| | 54 | | Duke (01/07/2024) |
| FIELD GOAL PERCENTAGE | .278 | (20-72) | NC State (12/31/2023) |
| | .283 | (17-60) | Pittsburgh (01/25/2024) |
| 3 PT FG MADE | 1 | | at Duke (02/29/2024) |
| | 1 | | at Georgia Tech (01/04/2024) |
| | 1 | | Oklahoma (11/19/2023) |
| 3 PT FG ATTEMPTS | 10 | | Duke (01/07/2024) |
| | 12 | | at Duke (02/29/2024) |
| 3 PT FG PERCENTAGE | .043 | (1-23) | Oklahoma (11/19/2023) |
| | .063 | (1-16) | at Georgia Tech (01/04/2024) |
| FREE THROWS MADE | 2 | | vs Wake Forest (N) (03/06/2024) |
| | 5 | | Clemson (02/04/2024) |
| FREE THROW ATTEMPTS | 4 | | vs Wake Forest (N) (03/06/2024) |
| | 7 | | vs Tulane (N) (11/24/2023) |
| FREE THROW PERCENTAGE | .500 | (2-4) | vs Wake Forest (N) (03/06/2024) |
| | .556 | (5-9) | Clemson (02/04/2024) |
| REBOUNDS | 24 | | at Duke (02/29/2024) |
| | 30 | | Clemson (02/04/2024) |
| ASSISTS | 5 | | at Duke (02/29/2024) |
| | 6 | | at Virginia Tech (02/01/2024) |
| STEALS | 3 | | at Florida St. (01/21/2024) |
| | 4 | | Clemson (02/04/2024) |
| | 4 | | at Virginia Tech (02/01/2024) |
| BLOCKED SHOTS | 0 | | vs Wake Forest (N) (03/06/2024) |
| | 0 | | Virginia Tech (03/03/2024) |
| | 0 | | at North Carolina (01/14/2024) |
| TURNOVERS | 8 | | Virginia Tech (03/03/2024) |
| | 9 | | at Virginia Tech (02/01/2024) |
| FOULS | 9 | | Fordham (12/21/2023) |
| | 11 | | Rider (12/06/2023) |

2023-24 OPPONENT GAME LOWS



2023-24 Virginia Women's Basketball Team High/Low Analysis All games

Page 4/4
as of Mar 07, 2024

Opponent - Game Lows

| | | | |
|------------------------------|------|---------|---------------------------------|
| POINTS | 49 | | Campbell (11/12/2023) |
| | 51 | | Rider (12/06/2023) |
| | 51 | | William & Mary (11/15/2023) |
| | 52 | | UMES (11/08/2023) |
| | 56 | | Pittsburgh (01/25/2024) |
| | 56 | | Fordham (12/21/2023) |
| FIELD GOALS MADE | 18 | | vs Wake Forest (N) (03/06/2024) |
| | 18 | | vs Tulane (N) (11/24/2023) |
| | 18 | | William & Mary (11/15/2023) |
| | 18 | | Campbell (11/12/2023) |
| FIELD GOAL ATTEMPTS | 51 | | vs Wake Forest (N) (03/06/2024) |
| | 52 | | Rider (12/06/2023) |
| FIELD GOAL PERCENTAGE | .269 | (18-67) | William & Mary (11/15/2023) |
| | .282 | (20-71) | UMES (11/08/2023) |
| 3 PT FG MADE | 2 | | Miami (FL) (02/22/2024) |
| | 2 | | Duke (01/07/2024) |
| | 2 | | vs LSU (N) (11/25/2023) |
| 3 PT FG ATTEMPTS | 8 | | vs LSU (N) (11/25/2023) |
| | 12 | | at Boston College (02/08/2024) |
| 3 PT FG PERCENTAGE | .111 | (2-18) | Duke (01/07/2024) |
| | .125 | (2-16) | Miami (FL) (02/22/2024) |
| FREE THROWS MADE | 3 | | Rider (12/06/2023) |
| | 5 | | Fordham (12/21/2023) |
| FREE THROW ATTEMPTS | 6 | | Fordham (12/21/2023) |
| | 6 | | Rider (12/06/2023) |
| FREE THROW PERCENTAGE | .375 | (6-16) | Campbell (11/12/2023) |
| | .500 | (3-6) | Rider (12/06/2023) |
| REBOUNDS | 22 | | Rider (12/06/2023) |
| | 27 | | Wofford (12/16/2023) |
| ASSISTS | 7 | | UMES (11/08/2023) |
| | 9 | | vs Wake Forest (N) (03/06/2024) |
| | 9 | | vs Tulane (N) (11/24/2023) |
| STEALS | 3 | | Miami (FL) (02/22/2024) |
| | 3 | | at Virginia Tech (02/01/2024) |
| BLOCKED SHOTS | 0 | | at Wake Forest (02/11/2024) |
| | 0 | | Fordham (12/21/2023) |
| TURNOVERS | 3 | | at Florida St. (01/21/2024) |
| | 6 | | at Virginia Tech (02/01/2024) |
| FOULS | 9 | | Fordham (12/21/2023) |
| | 10 | | vs Wake Forest (N) (03/06/2024) |
| | 10 | | vs Tulane (N) (11/24/2023) |

2023-24 VIRGINIA INDIVIDUAL GAME HIGHS



2023-24 Virginia Women's Basketball Player Highs Analysis All games

Page 1/4
as of Mar 07, 2024

Virginia - Individual Game Highs

| | | | |
|---|-------------------------|---------|---|
| POINTS | 35 | | Kymora Johnson at Florida St. (01/21/2024) |
| | 26 | | Kymora Johnson vs Fordham (12/21/2023) |
| | 26 | | Camryn Taylor vs Missouri (11/30/2023) |
| | 25 | | Kymora Johnson vs North Carolina (01/28/2024) |
| | 24 | | Sam Brunelle vs Clemson (02/04/2024) |
| | 24 | | Kymora Johnson vs Clemson (02/04/2024) |
| | FIELD GOALS MADE | 14 | |
| 10 | | | Kymora Johnson vs Clemson (02/04/2024) |
| 10 | | | Kymora Johnson vs Fordham (12/21/2023) |
| 10 | | | Camryn Taylor vs Missouri (11/30/2023) |
| FIELD GOAL ATTEMPTS | 21 | | Kymora Johnson vs NC State (12/31/2023) |
| | 20 | | Kymora Johnson vs Clemson (02/04/2024) |
| | 20 | | Kymora Johnson at Virginia Tech (02/01/2024) |
| | 20 | | Kymora Johnson at Florida St. (01/21/2024) |
| FIELD GOAL PERCENTAGE (min 5 made) | 1.000 | (6-6) | Kymora Johnson at La Salle (12/03/2023) |
| | .833 | (5-6) | London Clarkson vs Missouri (11/30/2023) |
| 3 PT FG MADE | 6 | | Sam Brunelle vs Clemson (02/04/2024) |
| | 6 | | Kymora Johnson vs Fordham (12/21/2023) |
| 3 PT FG ATTEMPTS | 11 | | Sam Brunelle vs Clemson (02/04/2024) |
| | 11 | | Kymora Johnson vs NC State (12/31/2023) |
| | 11 | | Sam Brunelle vs LSU (N) (11/25/2023) |
| 3 PT FG PERCENTAGE (min 2 made) | 1.000 | (2-2) | Camryn Taylor vs Wake Forest (N) (03/06/2024) |
| | 1.000 | (2-2) | Camryn Taylor at Wake Forest (02/11/2024) |
| | 1.000 | (2-2) | Yonta Vaughn at Boston College (02/08/2024) |
| | 1.000 | (2-2) | Jillian Brown at Florida St. (01/21/2024) |
| | 1.000 | (2-2) | Camryn Taylor at NC State (01/11/2024) |
| | 1.000 | (2-2) | Paris Clark vs NC State (12/31/2023) |
| | 1.000 | (2-2) | Olivia McGhee vs NC State (12/31/2023) |
| | 1.000 | (2-2) | Camryn Taylor vs NC State (12/31/2023) |
| FREE THROWS MADE | 10 | | Camryn Taylor at La Salle (12/03/2023) |
| | 8 | | Camryn Taylor vs UMES (11/08/2023) |
| FREE THROW ATTEMPTS | 10 | | Alexia Smith vs North Carolina (01/28/2024) |
| | 10 | | Camryn Taylor at La Salle (12/03/2023) |
| FREE THROW PERCENTAGE (min 3 made) | 1.000 | (10-10) | Camryn Taylor at La Salle (12/03/2023) |
| | 1.000 | (7-7) | Paris Clark vs Virginia Tech (03/03/2024) |
| | 1.000 | (6-6) | Camryn Taylor vs Campbell (11/12/2023) |
| | 1.000 | (6-6) | London Clarkson vs Campbell (11/12/2023) |
| | 1.000 | (6-6) | Jillian Brown vs Campbell (11/12/2023) |
| | 1.000 | (5-5) | Paris Clark vs North Carolina (01/28/2024) |
| | 1.000 | (5-5) | Camryn Taylor vs Oklahoma (11/19/2023) |
| | 1.000 | (5-5) | Jillian Brown vs UMES (11/08/2023) |
| | 1.000 | (4-4) | Kymora Johnson at Wake Forest (02/11/2024) |
| | 1.000 | (4-4) | Kymora Johnson at Boston College (02/08/2024) |
| | 1.000 | (4-4) | Kymora Johnson at Virginia Tech (02/01/2024) |
| | 1.000 | (4-4) | Edessa Noyan at Florida St. (01/21/2024) |
| | 1.000 | (4-4) | Jillian Brown vs Notre Dame (01/18/2024) |
| | 1.000 | (4-4) | Camryn Taylor at North Carolina (01/14/2024) |
| | 1.000 | (4-4) | Kymora Johnson vs Duke (01/07/2024) |
| | 1.000 | (4-4) | Camryn Taylor at Georgia Tech (01/04/2024) |
| | 1.000 | (4-4) | Kaydan Lawson at Georgia Tech (01/04/2024) |
| | 1.000 | (4-4) | Cady Pauley vs Rider (12/06/2023) |
| | 1.000 | (4-4) | Camryn Taylor vs Rider (12/06/2023) |
| | 1.000 | (4-4) | Paris Clark vs LSU (N) (11/25/2023) |

2023-24 VIRGINIA INDIVIDUAL GAME HIGHS



2023-24 Virginia Women's Basketball Player Highs Analysis All games

Page 2/4
as of Mar 07, 2024

Virginia - Individual Game Highs

| | | |
|----------------------|----|--|
| REBOUNDS | 15 | Camryn Taylor vs NC State (12/31/2023) |
| | 13 | Camryn Taylor vs Rider (12/06/2023) |
| | 13 | Alexia Smith vs Missouri (11/30/2023) |
| | 13 | Jillian Brown vs UMES (11/08/2023) |
| ASSISTS | 10 | Kymora Johnson vs Syracuse (02/18/2024) |
| | 9 | Kymora Johnson vs Wofford (12/16/2023) |
| | 9 | Kymora Johnson vs Tulane (N) (11/24/2023) |
| STEALS | 5 | Kymora Johnson vs Syracuse (02/18/2024) |
| | 5 | Paris Clark vs North Carolina (01/28/2024) |
| BLOCKED SHOTS | 4 | Sam Brunelle vs Clemson (02/04/2024) |
| | 4 | London Clarkson at Georgia Tech (01/04/2024) |
| | 4 | Camryn Taylor vs Campbell (11/12/2023) |
| TURNOVERS | 6 | Kymora Johnson vs Syracuse (02/18/2024) |
| | 6 | Kymora Johnson vs Pittsburgh (01/25/2024) |
| | 6 | Paris Clark at Florida St. (01/21/2024) |
| | 6 | Kymora Johnson vs Notre Dame (01/18/2024) |
| | 6 | Kymora Johnson vs Tulane (N) (11/24/2023) |
| FOULS | 5 | Paris Clark vs Wake Forest (N) (03/06/2024) |
| | 5 | Paris Clark vs Syracuse (02/18/2024) |
| | 5 | Camryn Taylor at Wake Forest (02/11/2024) |
| | 5 | Edessa Noyan at Wake Forest (02/11/2024) |
| | 5 | Edessa Noyan vs Clemson (02/04/2024) |
| | 5 | Edessa Noyan vs North Carolina (01/28/2024) |
| | 5 | Edessa Noyan at Florida St. (01/21/2024) |
| | 5 | Camryn Taylor at Florida St. (01/21/2024) |
| | 5 | Camryn Taylor vs Notre Dame (01/18/2024) |
| | 5 | London Clarkson vs Notre Dame (01/18/2024) |
| | 5 | Camryn Taylor at NC State (01/11/2024) |
| | 5 | Camryn Taylor vs Duke (01/07/2024) |
| | 5 | London Clarkson at Georgia Tech (01/04/2024) |

2023-24 OPPONENT INDIVIDUAL GAME HIGHS



2023-24 Virginia Women's Basketball Player Highs Analysis All games

Page 3/4
as of Mar 07, 2024

Opponent - Individual Game Highs

| | | | |
|---|-------|--|--|
| POINTS | 39 | | Georgia Amoore vs Virginia Tech (03/03/2024) |
| | 37 | | Aneesah Morrow vs LSU (N) (11/25/2023) |
| | 33 | | Dyaisha Fair vs Syracuse (02/18/2024) |
| | 33 | | Elizabeth Kitley at Virginia Tech (02/01/2024) |
| | 28 | | Sonia Citron vs Notre Dame (01/18/2024) |
| FIELD GOALS MADE | 15 | | Elizabeth Kitley at Virginia Tech (02/01/2024) |
| | 15 | | Aneesah Morrow vs LSU (N) (11/25/2023) |
| FIELD GOAL ATTEMPTS | 26 | | Georgia Amoore vs Virginia Tech (03/03/2024) |
| | 25 | | Elizabeth Kitley at Virginia Tech (02/01/2024) |
| | 25 | | Aneesah Morrow vs LSU (N) (11/25/2023) |
| FIELD GOAL PERCENTAGE (min 5 made) | .833 | (5-6) | Laci Steele at NC State (01/11/2024) |
| | .833 | (5-6) | Abbey Schrecke vs Missouri (11/30/2023) |
| 3 PT FG MADE | 8 | | Georgia Amoore vs Virginia Tech (03/03/2024) |
| | 5 | | Dyaisha Fair vs Syracuse (02/18/2024) |
| 3 PT FG ATTEMPTS | 15 | | Georgia Amoore vs Virginia Tech (03/03/2024) |
| | 11 | | Taylor Donaldson vs Fordham (12/21/2023) |
| | 11 | | Nicole Melious at La Salle (12/03/2023) |
| 3 PT FG PERCENTAGE (min 2 made) | 1.000 | (2-2) | JoJo Lacey at Boston College (02/08/2024) |
| | 1.000 | (2-2) | Indya Nivar at North Carolina (01/14/2024) |
| FREE THROWS MADE | 12 | | Elise Williams vs Wake Forest (N) (03/06/2024) |
| | 12 | | Sonia Citron vs Notre Dame (01/18/2024) |
| FREE THROW ATTEMPTS | 16 | | Dayshyanette Harris vs Clemson (02/04/2024) |
| | 15 | | Tonie Morgan at Georgia Tech (01/04/2024) |
| FREE THROW PERCENTAGE (min 3 made) | 1.000 | (12-12) | Sonia Citron vs Notre Dame (01/18/2024) |
| | 1.000 | (8-8) | Georgia Woolley vs Syracuse (02/18/2024) |
| | 1.000 | (7-7) | Hayley Frank vs Missouri (11/30/2023) |
| | 1.000 | (5-5) | Ta'Niya Latson at Florida St. (01/21/2024) |
| | 1.000 | (5-5) | Mimi Collins at NC State (01/11/2024) |
| | 1.000 | (4-4) | Teya Sidberry at Boston College (02/08/2024) |
| | 1.000 | (4-4) | Amari Robinson vs Clemson (02/04/2024) |
| | 1.000 | (4-4) | Zoe Brooks at NC State (01/11/2024) |
| | 1.000 | (4-4) | Mimi Collins vs NC State (12/31/2023) |
| | 1.000 | (4-4) | Madison Hayes vs NC State (12/31/2023) |
| | 1.000 | (4-4) | Last-Tear Poa vs LSU (N) (11/25/2023) |
| 1.000 | (3-3) | Nylah Young vs William & Mary (11/15/2023) | |
| REBOUNDS | 18 | | Elizabeth Kitley at Virginia Tech (02/01/2024) |
| | 16 | | Liatu King vs Pittsburgh (01/25/2024) |
| | 16 | | Saniya Rivers vs NC State (12/31/2023) |
| | 16 | | Aneesah Morrow vs LSU (N) (11/25/2023) |
| ASSISTS | 14 | | Georgia Amoore at Virginia Tech (02/01/2024) |
| | 9 | | Dayshyanette Harris vs Clemson (02/04/2024) |
| | 9 | | Hannah Hidalgo vs Notre Dame (01/18/2024) |
| | 9 | | Rachael Rose vs Wofford (12/16/2023) |
| STEALS | 6 | | Hannah Hidalgo vs Notre Dame (01/18/2024) |
| | 5 | | Liatu King vs Pittsburgh (01/25/2024) |
| | 5 | | Kara Dunn at Georgia Tech (01/04/2024) |
| | 5 | | Annabelle Schultz vs Wofford (12/16/2023) |
| BLOCKED SHOTS | 4 | | Elizabeth Kitley vs Virginia Tech (03/03/2024) |
| | 4 | | Alyssa Ustby vs North Carolina (01/28/2024) |
| TURNOVERS | 9 | | Payton Verhulst vs Oklahoma (11/19/2023) |
| | 8 | | Tiara Bolden at La Salle (12/03/2023) |

2023-24 BOX SCORES

Official Basketball Box Score - Final
UMES at Virginia
 11/02/23 John Paul Jones Arena, Charlottesville
 UVA vs UMES Women's Basketball

Game Time: 7:00 PM
 Game Duration: 1:51
 Attendance: 3,797

Officials: Denise Brooks, Toni Fallo, Leah Lano

| UMES - 52 | | Record: 0-2 | | | | | | | | | | Shooting By Period | | | | | | | | | |
|---------------------|---------|-------------|------|------|-----------|-------|----|----|----|----|--------|--------------------|-------------------------|----------------|----------------|---------|-------|------|-----|--|--|
| NO. Name | Min | FG | 3P | FT | Rebounds | Fouls | TP | AS | TO | ST | Blocks | +/- | 1st FG% | 2nd FG% | 3rd FG% | 4th FG% | GMFG% | 3PT% | FT% | | |
| | | M/A | M/A | M/A | OR DR TOT | PF | | | | | BS BA | | | | | | | | | | |
| 33 Lainey Allen | F 17:54 | 2-2 | 0-0 | 2-2 | 1 4 5 4 2 | 6 | 0 | 3 | 1 | 2 | 0 | -6 | 1st FG% 5-20 25.0% | 3PT% 0-5 0.0% | FT% 0-0 0% | | | | | | |
| 2 Mahogany Lester | C 32:59 | 3-3 | 1-2 | 0-0 | 1 3 4 4 2 | 5 | 1 | 1 | 0 | 1 | 0 | -23 | 2nd FG% 5-18 27.8% | 3PT% 2-6 33.3% | FT% 0-0 0% | | | | | | |
| 5 Mya Thomas | G 26:10 | 3-15 | 0-4 | 1-2 | 1 0 1 0 1 | 7 | 1 | 2 | 0 | 1 | 1 | -23 | 3rd FG% 4-16 25.0% | 3PT% 0-0 0% | FT% 0-0 0% | | | | | | |
| 12 Chaniqwa Gilliam | G 21:30 | 2-8 | 1-3 | 0-0 | 1 3 4 0 0 | 5 | 1 | 1 | 0 | 0 | 2 | 6 | 4th FG% 6-17 35.3% | 3PT% 1-4 25.0% | FT% 4-6 66.7% | | | | | | |
| 25 Ashanti Lynch | G 24:13 | 1-8 | 0-1 | 2-2 | 1 3 4 3 3 | 4 | 0 | 2 | 2 | 0 | 2 | -15 | GMFG% 20-71 28.2% | 3PT% 3-4 75% | FT% 7-10 70.0% | | | | | | |
| 11 Zamara Haynes | 27:40 | 5-20 | 2-8 | 0-0 | 2 1 5 4 2 | 12 | 4 | 1 | 1 | 0 | 3 | -25 | Dead Ball Rebounds: 1.0 | | | | | | | | |
| 21 Ariana Sewell | 10:29 | 2-3 | 0-0 | 0-0 | 1 1 3 4 0 | 4 | 0 | 2 | 0 | 0 | 0 | 0 | | | | | | | | | |
| 4 Jalia Bannerman | 18:58 | 3-10 | 1-6 | 2-2 | 0 1 1 2 2 | 9 | 0 | 2 | 1 | 1 | 0 | -14 | | | | | | | | | |
| 24 Lesley Thomas | 20:07 | 0-2 | 0-0 | 0-0 | 1 2 3 2 3 | 0 | 0 | 0 | 0 | 0 | 0 | -20 | | | | | | | | | |
| Totals | | 20-71 | 5-21 | 7-10 | 13 26 39 | 19 | 15 | 52 | 7 | 14 | 5 | 8 | -24 | | | | | | | | |

Technical Fouls: NONE

| Virginia - 76 | | Record: 1-0 | | | | | | | | | | Shooting By Period | | | | | | | | | |
|----------------------|---------|-------------|------|-------|-------------|-------|----|----|----|----|--------|--------------------|--------------------|-------------------------|--------------|---------|-------|------|-----|--|--|
| NO. Name | Min | FG | 3P | FT | Rebounds | Fouls | TP | AS | TO | ST | Blocks | +/- | 1st FG% | 2nd FG% | 3rd FG% | 4th FG% | GMFG% | 3PT% | FT% | | |
| | | M/A | M/A | M/A | OR DR TOT | PF | | | | | BS BA | | | | | | | | | | |
| 12 Edessa Noyan | F 15:05 | 2-2 | 1-1 | 0-0 | 3 3 6 3 1 | 5 | 1 | 2 | 1 | 0 | 0 | 5 | 1st FG% 4-18 22.2% | 3PT% 1-7 14.3% | FT% 1-1 100% | | | | | | |
| 20 Camryn Taylor | F 31:03 | 7-15 | 0-3 | 8-9 | 7 2 9 3 7 | 22 | 1 | 5 | 1 | 0 | 0 | 16 | 2nd FG% 5-6 83.3% | 3PT% 0-0 0% | FT% 0-0 0% | | | | | | |
| 4 Jillian Brown | G 30:28 | 4-10 | 1-5 | 5-5 | 1 12 13 3 4 | 14 | 1 | 3 | 1 | 0 | 2 | 0 | 3rd FG% 6-19 31.6% | 3PT% 5-13 38.5% | FT% 4-8 50% | | | | | | |
| 21 Kymora Johnson | G 29:40 | 4-15 | 3-10 | 4-4 | 0 7 7 2 2 | 15 | 2 | 3 | 1 | 0 | 2 | 20 | 4th FG% 5-16 31.3% | 3PT% 2-7 28.6% | FT% 3-3 100% | | | | | | |
| 23 Alexia Smith | G 20:32 | 1-6 | 0-0 | 0-0 | 4 3 7 2 0 | 2 | 2 | 0 | 2 | 2 | 0 | 0 | GMFG% 24-67 35.8% | 3PT% 8-24 33.3% | FT% 2-2 100% | | | | | | |
| 0 Olivia McGhee | 24:19 | 4-8 | 2-4 | 2-3 | 1 6 7 1 2 | 12 | 0 | 2 | 1 | 2 | 1 | 19 | 3PT% 0-4 0.0% | FT% 2-2 100% | | | | | | | |
| 5 Yonta Vaughn | 30:28 | 2-6 | 1-3 | 0-2 | 1 3 4 0 2 | 5 | 8 | 1 | 2 | 1 | 0 | 33 | GMFG% 24-67 35.8% | 3PT% 8-24 33.3% | FT% 2-2 100% | | | | | | |
| 32 Cady Pauley | 08:52 | 0-5 | 0-3 | 0-0 | 0 0 0 0 0 | 0 | 1 | 0 | 0 | 0 | 0 | -1 | 3PT% 0-3 0.0% | FT% 0-0 0% | | | | | | | |
| 41 Taylor Lauterbach | 09:33 | 0-0 | 0-0 | 1-2 | 1 3 4 1 1 | 1 | 1 | 0 | 3 | 0 | 0 | 8 | 4th FG% 9-14 64.3% | 3PT% 0-0 0% | FT% 0-0 0% | | | | | | |
| Totals | | 24-67 | 8-31 | 20-25 | 20 40 60 | 15 | 19 | 76 | 16 | 19 | 8 | 5 | 24 | Dead Ball Rebounds: 2.0 | | | | | | | |

Technical Fouls: NONE

| Biggest lead | | MES | | UVA | | Points from Turnovers | | MES | | UVA | | Period by Period Scoring | | | | |
|------------------|--------------------------|-----|------------------------|-----|-----|-----------------------|-----|-----|-----|-----|-----|--------------------------|-----|-----|-----|----|
| | | 1st | 2nd | 3rd | 4th | 1st | 2nd | 3rd | 4th | TOT | 1st | 2nd | 3rd | 4th | TOT | |
| Biggest lead | 6 (1 st 8:06) | 24 | (4 th 0:41) | | | 10 | 14 | | | | MES | 10 | 12 | 14 | 16 | 52 |
| Best Scoring Run | 9 (4 th 8:22) | 9 | (2 nd 1:08) | | | 10 | 30 | | | | UVA | 14 | 21 | 15 | 26 | 76 |
| Lead Changes | 1 | | | | | 1 | 1 | | | | | | | | | |
| Times Tied | 1 | | | | | 2 | 2 | | | | | | | | | |
| Time with Lead | 05:41 | | 32:40 | | | 25 | 18 | | | | | | | | | |

Official Basketball Box Score - Final
Campbell at Virginia
 11/02/23 John Paul Jones Arena, Charlottesville
 UVA vs Campbell Women's Basketball

Game Time: 2:00 PM
 Game Duration: 1:55
 Attendance: 3,965

Officials: Saf Esho, Jules Gallen, Jessica Walter

| Campbell - 49 | | Record: 2-1 | | | | | | | | | | Shooting By Period | | | | | | | | | |
|----------------------|---------|-------------|------|------|------------|-------|----|----|----|----|--------|--------------------|---------------------|-------------------------|----------------|---------|-------|------|-----|--|--|
| NO. Name | Min | FG | 3P | FT | Rebounds | Fouls | TP | AS | TO | ST | Blocks | +/- | 1st FG% | 2nd FG% | 3rd FG% | 4th FG% | GMFG% | 3PT% | FT% | | |
| | | M/A | M/A | M/A | OR DR TOT | PF | | | | | BS BA | | | | | | | | | | |
| 14 Brittany Staves | F 29:44 | 3-9 | 3-7 | 0-0 | 1 2 3 3 0 | 9 | 0 | 3 | 0 | 0 | 1 | -15 | 1st FG% 4-16 25.0% | 3PT% 2-7 28.6% | FT% 0-0 0% | | | | | | |
| 32 Christabel Ezumah | F 27:47 | 6-11 | 0-0 | 2-8 | 2 9 11 1 7 | 14 | 2 | 2 | 1 | 1 | 2 | 0 | 2nd FG% 10-15 66.7% | 3PT% 0-0 0% | FT% 0-0 0% | | | | | | |
| 44 Svenia Nurenberg | F 25:04 | 2-3 | 1-1 | 0-0 | 2 6 8 4 1 | 5 | 0 | 4 | 0 | 1 | 1 | -24 | 3rd FG% 3-11 27.3% | 3PT% 1-4 25% | FT% 1-4 25% | | | | | | |
| 11 Shy Tuelie | G 32:06 | 1-7 | 1-7 | 0-0 | 0 0 0 2 1 | 3 | 8 | 3 | 1 | 2 | 1 | -9 | 4th FG% 1-6 16.7% | 3PT% 3-6 50.0% | FT% 2-6 33.3% | | | | | | |
| 20 Gemma Nunez | G 27:15 | 2-6 | 1-3 | 1-2 | 0 0 0 1 4 | 6 | 3 | 3 | 3 | 0 | 0 | -18 | GMFG% 17-48 35.4% | 3PT% 3-8 37.5% | FT% 3-6 50% | | | | | | |
| 15 Audrey Fuller | 14:18 | 2-3 | 1-2 | 0-0 | 3 1 4 1 0 | 5 | 0 | 1 | 0 | 1 | 0 | -14 | 3PT% 1-6 16.7% | FT% 3-6 50% | | | | | | | |
| 10 Sarah Fitzgerald | 07:48 | 0-4 | 0-2 | 0-0 | 1 0 1 4 0 | 0 | 0 | 0 | 0 | 0 | 0 | -22 | GMFG% 20-71 28.2% | 3PT% 3-4 75% | FT% 7-10 70.0% | | | | | | |
| 22 Gianni Boone | 13:00 | 2-9 | 0-3 | 1-2 | 1 2 3 1 1 | 5 | 0 | 1 | 0 | 2 | 1 | 0 | | | | | | | | | |
| 0 Jessica Woods | 07:43 | 0-2 | 0-1 | 0-0 | 0 0 0 1 0 | 0 | 0 | 0 | 0 | 0 | 0 | -12 | | | | | | | | | |
| 12 Hadleigh Dill | 07:10 | 0-3 | 0-1 | 0-0 | 1 0 1 0 1 | 0 | 1 | 0 | 0 | 1 | 0 | -8 | | | | | | | | | |
| 24 Peris Smith | 04:25 | 0-1 | 0-0 | 2-4 | 1 0 1 3 2 | 2 | 0 | 0 | 0 | 0 | 0 | -3 | | | | | | | | | |
| 4 Taylor Collier | 01:50 | 0-0 | 0-0 | 0-0 | 1 0 1 0 0 | 0 | 0 | 0 | 0 | 0 | 0 | 0 | | | | | | | | | |
| 21 Logan Nuckols | 01:50 | 0-0 | 0-0 | 0-0 | 0 0 0 0 0 | 0 | 0 | 0 | 0 | 0 | 0 | 0 | | | | | | | | | |
| Totals | | 18-58 | 7-27 | 6-16 | 15 25 40 | 21 | 17 | 49 | 13 | 21 | 5 | 7 | -25 | Dead Ball Rebounds: 5.0 | | | | | | | |

Technical Fouls: NONE

| Virginia - 74 | | Record: 2-0 | | | | | | | | | | Shooting By Period | | | | | | | | | |
|----------------------|---------|-------------|------|-------|-----------|-------|----|----|----|----|--------|--------------------|-------------------------|-----------------|----------------|---------|-------|------|-----|--|--|
| NO. Name | Min | FG | 3P | FT | Rebounds | Fouls | TP | AS | TO | ST | Blocks | +/- | 1st FG% | 2nd FG% | 3rd FG% | 4th FG% | GMFG% | 3PT% | FT% | | |
| | | M/A | M/A | M/A | OR DR TOT | PF | | | | | BS BA | | | | | | | | | | |
| 20 Camryn Taylor | F 27:45 | 5-12 | 0-0 | 6-6 | 1 2 3 3 5 | 16 | 0 | 2 | 2 | 4 | 1 | 36 | 1st FG% 7-16 43.8% | 3PT% 4-14 28.6% | FT% 2-2 100% | | | | | | |
| 34 London Clarkson | F 28:43 | 3-7 | 0-0 | 6-6 | 1 2 3 2 6 | 12 | 2 | 1 | 2 | 0 | 2 | 9 | 2nd FG% 4-13 30.8% | 3PT% 4-13 30.8% | FT% 4-4 100% | | | | | | |
| 4 Jillian Brown | G 28:15 | 3-12 | 0-4 | 6-6 | 2 5 7 2 4 | 12 | 2 | 0 | 1 | 1 | 1 | 10 | 3rd FG% 5-18 27.8% | 3PT% 0-6 0.0% | FT% 4-4 100% | | | | | | |
| 21 Kymora Johnson | G 28:45 | 7-14 | 1-3 | 0-1 | 2 4 6 3 2 | 15 | 7 | 1 | 1 | 2 | 1 | 38 | 4th FG% 1-6 16.7% | 3PT% 0-4 0.0% | FT% 4-4 100% | | | | | | |
| 23 Alexia Smith | G 25:48 | 4-6 | 1-2 | 1-2 | 2 4 6 1 2 | 10 | 1 | 0 | 2 | 0 | 0 | -1 | GMFG% 24-67 35.8% | 3PT% 8-24 33.3% | FT% 2-2 100% | | | | | | |
| 0 Olivia McGhee | 20:23 | 1-3 | 1-2 | 2-2 | 1 1 2 1 1 | 5 | 0 | 2 | 2 | 0 | 1 | 21 | 3PT% 1-3 33.3% | FT% 0-0 0% | | | | | | | |
| 5 Yonta Vaughn | 18:24 | 1-3 | 0-2 | 0-0 | 0 3 3 0 1 | 5 | 0 | 2 | 0 | 0 | 0 | 1 | 4th FG% 9-16 56.3% | 3PT% 1-3 33.3% | FT% 0-0 0% | | | | | | |
| 12 Edessa Noyan | 13:00 | 1-3 | 0-0 | 0-0 | 2 6 8 2 0 | 2 | 0 | 2 | 1 | 0 | 1 | 13 | GMFG% 24-67 35.8% | 3PT% 8-24 33.3% | FT% 2-2 100% | | | | | | |
| 41 Taylor Lauterbach | 06:09 | 0-0 | 0-0 | 0-0 | 1 1 3 0 0 | 0 | 1 | 0 | 1 | 0 | 0 | 0 | 3PT% 1-3 33.3% | FT% 0-0 0% | | | | | | | |
| 32 Cady Pauley | 04:48 | 0-2 | 0-2 | 0-0 | 0 0 0 0 0 | 0 | 0 | 0 | 0 | 0 | 0 | 0 | GMFG% 25-62 40.3% | 3PT% 3-15 20.0% | FT% 3-25 12.0% | | | | | | |
| Totals | | 25-62 | 3-15 | 21-23 | 13 30 43 | 17 | 21 | 74 | 16 | 11 | 7 | 25 | Dead Ball Rebounds: 1.0 | | | | | | | | |

Technical Fouls: NONE

| Biggest lead | | CAM | | UVA | | Points from Turnovers | | CAM | | UVA | | Period by Period Scoring | | | | |
|------------------|---------------------------|-----|------------------------|-----|-----|-----------------------|-----|-----|-----|-----|-----|--------------------------|-----|-----|-----|----|
| | | 1st | 2nd | 3rd | 4th | 1st | 2nd | 3rd | 4th | TOT | 1st | 2nd | 3rd | 4th | TOT | |
| Biggest lead | 7 (3 rd 7:51) | 27 | (4 th 2:33) | | | 5 | 20 | | | | CAM | 10 | 25 | 9 | 5 | 49 |
| Best Scoring Run | 10 (2 nd 0:29) | 21 | (4 th 3:01) | | | 22 | 32 | | | | UVA | 17 | 12 | 22 | 23 | 74 |
| Lead Changes | 4 | | | | | 9 | 14 | | | | | | | | | |
| Times Tied | 3 | | | | | 5 | 22 | | | | | | | | | |
| Time with Lead | 10:28 | | 26:26 | | | 12 | 9 | | | | | | | | | |

2023-24 BOX SCORES



Official Basketball Box Score - Final
Tulane at Virginia
 11/25/23 John Gray Gymnasium, George Town, Cayman Islands
 2023-24 Women's Basketball

Game Time: 11:00 AM
 Game Duration: 1:58

Officials: Carla Fountain, Mark Resch, Teresa Stuck

| Tulane - 59 | | Record: 3-2 | | | | | | | | | | Shooting By Period | | | | | | | | | | | | | | | | |
|-------------|-------------------|-------------|-------|-------|-----|----------|-------|----|----|----|----|--------------------|----|----|---|-----|-----|---------------------|------|-------|-------|-------|------|-------|-------|-------|-------|-------|
| NO. | Name | Min | FG | 3P | FT | Rebounds | Fouls | TP | AS | TO | ST | Blocks | BS | BA | + | - | 1st | 2nd | 3rd | 4th | TOT | FG% | 3P% | FT% | | | | |
| | | | M/A | M/A | M/A | OR | DR | FF | FD | | | | | | | | | | | | | | | | | | | |
| 12 | Hannah Pratt | F | 30:47 | 5-13 | 3-9 | 2-4 | 0 | 7 | 7 | 1 | 2 | 15 | 3 | 2 | 2 | 1 | 21 | 1st | FG% | 3-6 | 50.0% | 3PT% | 0-5 | 0.0% | FT% | 7-8 | 87.5% | |
| 21 | Irina Parau | F | 30:36 | 0-5 | 0-1 | 0-0 | 0 | 6 | 6 | 1 | 0 | 11 | 2 | 4 | 0 | 2 | -14 | 2nd | FG% | 2-13 | 15.4% | 3PT% | 0-5 | 0.0% | FT% | 6-9 | 66.7% | |
| 0 | Kyran Whittington | G | 26:14 | 2-8 | 0-3 | 8-10 | 1 | 1 | 2 | 1 | 1 | 2 | 1 | 2 | 4 | 0 | 0 | 1 | 3rd | FG% | 3-13 | 23.1% | 3PT% | 1-2 | 50.0% | FT% | 1-2 | 50.0% |
| 1 | Kaylah Rainey | G | 25:56 | 2-5 | 2-3 | 2-2 | 1 | 3 | 4 | 1 | 2 | 8 | 2 | 5 | 0 | 0 | -9 | 4th | FG% | 6-16 | 37.5% | 3PT% | 2-6 | 33.3% | FT% | 3-5 | 60% | |
| 3 | Marta Galic | G | 26:23 | 3-13 | 1-5 | 1-2 | 4 | 1 | 5 | 0 | 1 | 8 | 2 | 2 | 2 | 0 | -1 | TOT | FG% | 15-25 | 42.9% | 3PT% | 3-5 | 60% | FT% | 6-9 | 66.7% | |
| 23 | Amira Mabry | 28:22 | 3-6 | 0-0 | 3-4 | 4 | 5 | 9 | 3 | 2 | 9 | 0 | 1 | 0 | 1 | 0 | -11 | GM | FG% | 6-23 | 26.1% | 3PT% | 2-6 | 33.3% | FT% | 17-24 | 70.8% | |
| 24 | Chiarra Brown | 08:01 | 2-4 | 0-0 | 0-0 | 1 | 1 | 0 | 1 | 0 | 4 | 0 | 2 | 0 | 0 | 0 | -4 | Technical Fouls: | NONE | | | | | | | | | |
| 8 | Joy Madison-Key | 11:56 | 1-2 | 0-0 | 1-2 | 0 | 1 | 1 | 1 | 1 | 3 | 0 | 0 | 0 | 0 | 0 | -17 | Dead Ball Rebounds: | 4 | | | | | | | | | |
| 22 | McKenzi Carter | 03:31 | 0-0 | 0-0 | 0-0 | 1 | 0 | 1 | 0 | 1 | 0 | 0 | 0 | 0 | 0 | 0 | 0 | | | | | | | | | | | |
| 33 | Lily Ba | 08:15 | 0-2 | 0-2 | 0-0 | 0 | 1 | 1 | 0 | 0 | 0 | 0 | 0 | 0 | 1 | 0 | 2 | | | | | | | | | | | |
| Team | | | | | | 2 | 4 | 6 | 0 | 0 | 2 | 1 | 1 | 1 | 0 | 2 | | | | | | | | | | | | |
| Totals | | 18:58 | 6-23 | 17-24 | 14 | 29 | 43 | 10 | 19 | 59 | 9 | 19 | 10 | 4 | 4 | -22 | | | | | | | | | | | | |

| Virginia - 81 | | Record: 4-1 | | | | | | | | | | Shooting By Period | | | | | | | | | | | | | | | |
|---------------|-------------------|-------------|-------|------|-----|----------|-------|----|----|----|----|--------------------|----|----|---|-----|-----|------------------|---------------------|-------|-------|------|-------|-------|-----|-------|-------|
| NO. | Name | Min | FG | 3P | FT | Rebounds | Fouls | TP | AS | TO | ST | Blocks | BS | BA | + | - | 1st | 2nd | 3rd | 4th | TOT | FG% | 3P% | FT% | | | |
| | | | M/A | M/A | M/A | OR | DR | FF | FD | | | | | | | | | | | | | | | | | | |
| 20 | Camryn Taylor | F | 17:10 | 4-6 | 0-0 | 0-0 | 1 | 2 | 3 | 2 | 1 | 8 | 0 | 0 | 1 | 0 | 10 | 1st | FG% | 5-16 | 31.3% | 3PT% | 2-8 | 25.0% | FT% | 0-0 | 0% |
| 34 | Londan Clarkson | F | 15:46 | 0-4 | 0-0 | 1-2 | 3 | 1 | 4 | 1 | 1 | 1 | 0 | 3 | 1 | 0 | 0 | 2nd | FG% | 9-17 | 52.9% | 3PT% | 5-9 | 55.6% | FT% | 1-2 | 50.0% |
| 0 | Olivia McGhee | G | 15:07 | 3-10 | 1-5 | 2-2 | 3 | 3 | 6 | 0 | 2 | 9 | 2 | 1 | 0 | 0 | 5 | 3rd | FG% | 10-20 | 50.0% | 3PT% | 4-6 | 66.7% | FT% | 3-3 | 100% |
| 4 | Jillian Brown | G | 14:29 | 2-7 | 0-1 | 1-1 | 2 | 1 | 3 | 1 | 5 | 2 | 1 | 1 | 0 | 1 | 5 | 4th | FG% | 6-21 | 28.6% | 3PT% | 4-12 | 33.3% | FT% | 2-2 | 100% |
| 21 | Kymora Johnson | G | 18:55 | 3-7 | 3-6 | 0-0 | 1 | 1 | 1 | 2 | 0 | 9 | 6 | 3 | 1 | 0 | 17 | TOT | FG% | 30-74 | 40.5% | 3PT% | 15-25 | 42.9% | FT% | 6-7 | 85.7% |
| 1 | Paris Clark | 15:02 | 2-4 | 1-2 | 0-0 | 2 | 2 | 3 | 0 | 5 | 1 | 0 | 0 | 0 | 0 | 0 | 30 | GM | FG% | 18-58 | 31.0% | 3PT% | 6-23 | 26.1% | FT% | 17-24 | 70.8% |
| 33 | Sam Brunelle | 19:35 | 4-7 | 4-5 | 0-0 | 4 | 4 | 1 | 0 | 12 | 1 | 2 | 1 | 1 | 0 | 0 | 17 | Technical Fouls: | NONE | | | | | | | | |
| 5 | Yontia Vaughn | 24:36 | 5-11 | 4-8 | 0-0 | 1 | 4 | 5 | 4 | 1 | 2 | 14 | 4 | 1 | 0 | 0 | 0 | 1 | Dead Ball Rebounds: | 4 | | | | | | | |
| 14 | Kaydan Lawson | 16:33 | 0-3 | 0-1 | 0-0 | 1 | 3 | 4 | 1 | 1 | 0 | 0 | 0 | 0 | 0 | 1 | 9 | | | | | | | | | | |
| 32 | Cady Pauley | 11:02 | 3-7 | 2-6 | 0-0 | 1 | 1 | 1 | 2 | 0 | 8 | 1 | 0 | 1 | 0 | 0 | -10 | | | | | | | | | | |
| 23 | Alexia Smith | 17:25 | 4-5 | 0-1 | 2-2 | 0 | 3 | 3 | 0 | 1 | 10 | 0 | 0 | 3 | 0 | 0 | 23 | | | | | | | | | | |
| 12 | Edessa Noyan | 10:02 | 0-1 | 0-0 | 0-0 | 0 | 1 | 1 | 0 | 0 | 0 | 0 | 0 | 0 | 0 | 1 | 6 | | | | | | | | | | |
| 41 | Taylor Lauterbach | 04:08 | 0-2 | 0-0 | 0-0 | 2 | 2 | 1 | 0 | 0 | 0 | 0 | 0 | 0 | 0 | 0 | -3 | | | | | | | | | | |
| Team | | | | | | 3 | 1 | 4 | 0 | 0 | 0 | 0 | 0 | 0 | 0 | 0 | | | | | | | | | | | |
| Totals | | 30:74 | 15-35 | 6-7 | 14 | 29 | 43 | 19 | 10 | 81 | 20 | 12 | 13 | 4 | 4 | -22 | | | | | | | | | | | |

| TUL | | UVA | | Points from | | Turnovers | | Period by Period Scoring | | | | | |
|------------------|---------------------------|---------------------------|---------------|-------------|-----|-------------|----|--------------------------|-----|-----|-----|-----|-----|
| Biggest lead | 15 (1 st 3:01) | 24 (4 th 9:45) | Points from | TUL | UVA | Turnovers | 6 | 28 | 1st | 2nd | 3rd | 4th | TOT |
| Best Scoring Run | 10 (1 st 4:46) | 17 (2 nd 6:01) | Paint | 22 | 26 | Fast Breaks | 9 | 13 | 12 | 24 | 27 | 18 | 81 |
| Lead Changes | 1 | 2 | Second Chance | 7 | 13 | Bench | 16 | 49 | UVA | 12 | 24 | 17 | 18 |
| Times Tied | 2 | 1 | Fast Breaks | 9 | 13 | UVA | 12 | 24 | 27 | 18 | 81 | | |
| Time with Lead | 12:31 | 25:52 | Bench | 16 | 49 | UVA | 12 | 24 | 27 | 18 | 81 | | |



Official Basketball Box Score - Final
Missouri at Virginia
 11/30/23 John Paul Jones Arena, Charlottesville
 UVA vs Missouri Women's Basketball

Game Time: 5:00 PM
 Game Duration: 2:23
 Attendance: 3,701

Officials: Eric Brewton, Katie Lukulich, Meadow Overstreet

| Missouri - 81 | | Record: 5-3 | | | | | | | | | | Shooting By Period | | | | | | | | | | | | | | | | |
|---------------|------------------------|-------------|-------|-------|-----|----------|-------|----|----|----|----|--------------------|----|----|---|----|-----|-----|-----|-------|-------|-------|------|-------|-------|-------|-------|-------|
| NO. | Name | Min | FG | 3P | FT | Rebounds | Fouls | TP | AS | TO | ST | Blocks | BS | BA | + | - | 1st | 2nd | 3rd | 4th | TOT | FG% | 3P% | FT% | | | | |
| | | | M/A | M/A | M/A | OR | DR | FF | FD | | | | | | | | | | | | | | | | | | | |
| 30 | Angelique Ngalakulondi | F | 17:13 | 3-7 | 0-0 | 2-6 | 4 | 1 | 5 | 3 | 3 | 8 | 1 | 2 | 1 | 0 | 1 | 2 | 1st | FG% | 8-14 | 57.1% | 3PT% | 3-4 | 75.0% | FT% | 7-11 | 63.6% |
| 43 | Hayley Frank | F | 39:18 | 6-14 | 2-9 | 7-7 | 0 | 7 | 7 | 5 | 5 | 21 | 2 | 6 | 0 | 2 | 0 | -7 | 2nd | FG% | 4-13 | 30.8% | 3PT% | 2-6 | 33.3% | FT% | 0-4 | 0% |
| 0 | Grace Slaughter | G | 39:34 | 6-9 | 3-5 | 2-2 | 0 | 3 | 3 | 1 | 1 | 17 | 2 | 3 | 0 | 0 | 0 | -3 | 3rd | FG% | 5-10 | 50.0% | 3PT% | 3-3 | 100% | FT% | 7-14 | 50.0% |
| 4 | Mama Dembele | G | 40:03 | 2-10 | 0-0 | 2-2 | 1 | 5 | 6 | 4 | 3 | 6 | 7 | 2 | 3 | 1 | 4 | -9 | 4th | FG% | 7-14 | 50.0% | 3PT% | 3-3 | 100% | FT% | 8-8 | 100% |
| 24 | Ashton Judd | G | 42:02 | 5-12 | 1-5 | 3-6 | 1 | 5 | 6 | 4 | 5 | 14 | 2 | 3 | 1 | 1 | -13 | TOT | FG% | 27-60 | 45.0% | 3PT% | 9-25 | 36.0% | FT% | 18-26 | 69.2% | |
| 23 | Abbey Schreckle | 34:10 | 5-6 | 3-4 | 2-3 | 0 | 6 | 6 | 1 | 1 | 15 | 1 | 1 | 0 | 0 | 0 | 0 | 1st | FG% | 7-14 | 50.0% | 3PT% | 3-3 | 100% | FT% | 8-8 | 100% | |
| 34 | Hannah Linthacum | 02:37 | 0-0 | 0-0 | 0-0 | 0 | 0 | 0 | 0 | 1 | 0 | 0 | 0 | 0 | 0 | 0 | -7 | 2nd | FG% | 10-22 | 45.5% | 3PT% | 4-10 | 40.0% | FT% | 0-0 | 0% | |
| 14 | Abby Feit | 06:34 | 0-2 | 0-2 | 0-0 | 0 | 3 | 3 | 1 | 0 | 0 | 0 | 0 | 0 | 0 | 0 | 0 | 3rd | FG% | 7-14 | 50.0% | 3PT% | 3-3 | 100% | FT% | 8-8 | 100% | |
| 20 | Sarah Linthacum | 03:23 | 0-0 | 0-0 | 0-0 | 0 | 0 | 0 | 0 | 0 | 0 | 0 | 0 | 0 | 0 | 0 | -3 | 4th | FG% | 7-14 | 50.0% | 3PT% | 3-3 | 100% | FT% | 8-8 | 100% | |
| Team | | | | | | 3 | 2 | 5 | 13 | 0 | 0 | 0 | 0 | 0 | 0 | 0 | | | | | | | | | | | | |
| Totals | | 27:60 | 9-25 | 18-26 | 9 | 32 | 41 | 20 | 18 | 81 | 15 | 18 | 6 | 4 | 6 | -6 | | | | | | | | | | | | |

| Virginia - 87 | | Record: 5-2 | | | | | | | | | | Shooting By Period | | | | | | | | | | | | | | | | |
|---------------|----------------|-------------|-------|-------|-----|----------|-------|----|----|----|----|--------------------|----|----|---|---|-----|-----|-----|-------|-------|-------|------|------|-------|-----|-----|------|
| NO. | Name | Min | FG | 3P | FT | Rebounds | Fouls | TP | AS | TO | ST | Blocks | BS | BA | + | - | 1st | 2nd | 3rd | 4th | TOT | FG% | 3P% | FT% | | | | |
| | | | M/A | M/A | M/A | OR | DR | FF | FD | | | | | | | | | | | | | | | | | | | |
| 20 | Camryn Taylor | F | 39:12 | 10-19 | 0-0 | 6-7 | 4 | 5 | 9 | 3 | 5 | 26 | 1 | 1 | 0 | 1 | 2 | 2 | 1st | FG% | 5-21 | 23.8% | 3PT% | 1-10 | 10.0% | FT% | 2-2 | 100% |
| 33 | Sam Brunelle | F | 11:32 | 1-5 | 1-4 | 0-0 | 0 | 1 | 1 | 0 | 0 | 3 | 0 | 0 | 0 | 1 | 1 | -8 | 2nd | FG% | 6-14 | 42.9% | 3PT% | 2-2 | 100% | FT% | 0-0 | 0% |
| 1 | Paris Clark | G | 29:24 | 6-13 | 2-3 | 0 | 2 | 2 | 4 | 1 | 14 | 2 | 2 | 2 | 0 | 1 | 1 | 3rd | FG% | 6-14 | 42.9% | 3PT% | 2-2 | 100% | FT% | 0-0 | 0% | |
| 21 | Kymora Johnson | G | 33:26 | 4-13 | 1-6 | 0-2 | 2 | 2 | 2 | 3 | 1 | 9 | 2 | 2 | 1 | 0 | 0 | 13 | 4th | FG% | 8-15 | 53.3% | 3PT% | 1-2 | 50.0% | FT% | 3-4 | 75% |
| 23 | Alexia Smith | G | 35:19 | 5-10 | 0-2 | 0 | 4 | 9 | 13 | 0 | 10 | 3 | 2 | 2 | 0 | 0 | 13 | TOT | FG% | 26-50 | 52.0% | 3PT% | | | | | | |

2023-24 BOX SCORES



Official Basketball Box Score - Final
Rider at Virginia
 12/06/23 John Paul Jones Arena, Charlottesville
 Virginia vs Rider Women's Basketball
 Game Time: 7:00 PM
 Game Duration: 1:41
 Attendance: 3,676
 Officials: Bruce Morris, Krystle Apekaniz, Keith Batson

| Rider - 51 | | Record: 2-6 | | | | | | | | | | Shooting By Period | | | | | | | | | |
|------------|---------------------|-------------|------|-----|-----|----------|-------|----|----|----|----|--------------------|----|----|-----|-----|---------|---------|-------|-------|--|
| NO. | Name | Min | FG | 3P | FT | Rebounds | Fouls | TP | AS | TO | ST | Blocks | BS | BA | +/- | 1st | 2nd | 3rd | 4th | FT% | |
| | | | M/A | M/A | M/A | OR | DR | PF | | | | | | | | | | | | | |
| 44 | Kaylan Deveney | C 31:02 | 3-5 | 1-1 | 2-4 | 0 | 1 | 1 | 2 | 2 | 9 | 2 | 3 | 1 | 0 | 1 | 21 | 1st FG% | 6-16 | 37.5% | |
| 0 | Saraa Redmond | G 17:56 | 0-4 | 0-1 | 0-0 | 0 | 3 | 3 | 2 | 0 | 0 | 4 | 1 | 0 | 0 | 1 | 14 | 3PT% | 2-6 | 33.3% | |
| 23 | Taylor Langan | G 28:49 | 6-9 | 0-1 | 0-1 | 0 | 2 | 2 | 2 | 3 | 12 | 2 | 1 | 0 | 0 | 32 | FT% | 1-1 | 100% | | |
| 24 | Makayla Firebaugh | G 35:37 | 6-14 | 0-5 | 0-0 | 2 | 4 | 6 | 3 | 0 | 12 | 0 | 2 | 2 | 1 | 0 | 28 | 2nd FG% | 6-14 | 42.9% | |
| 55 | Jessika Schiffer | G 25:07 | 2-7 | 2-7 | 0-0 | 0 | 3 | 3 | 1 | 1 | 6 | 1 | 1 | 2 | 0 | 0 | 9 | 3rd FG% | 0-0 | 0% | |
| 14 | Sofie Bruinjies | 08:02 | 0-2 | 0-0 | 0-0 | 0 | 0 | 0 | 0 | 0 | 1 | 0 | 0 | 0 | 0 | 0 | 3 | 4th FG% | 5-11 | 45.5% | |
| 3 | Jamia Blake | 14:53 | 2-4 | 0-0 | 1-1 | 0 | 1 | 1 | 2 | 1 | 5 | 0 | 0 | 0 | 0 | 0 | 10 | 3PT% | 1-5 | 20.0% | |
| 11 | Mariona Cos-Morales | 11:11 | 2-2 | 0-0 | 0-0 | 1 | 2 | 3 | 1 | 0 | 4 | 1 | 1 | 0 | 0 | 5 | FT% | 2-5 | 40% | | |
| 1 | Alysa McIver | 20:10 | 1-3 | 1-3 | 0-0 | 0 | 2 | 2 | 3 | 3 | 2 | 0 | 0 | 0 | 0 | 10 | 4th FG% | 5-11 | 45.5% | | |
| 10 | Molly Lynch | 05:21 | 0-1 | 0-0 | 0-0 | 0 | 1 | 1 | 0 | 0 | 0 | 0 | 0 | 0 | 0 | 0 | 7 | 3PT% | 1-5 | 20.0% | |
| 12 | Taylor Blunt | 00:56 | 0-1 | 0-1 | 0-0 | 0 | 0 | 0 | 0 | 0 | 0 | 0 | 0 | 0 | 0 | 0 | 3 | FT% | 0-0 | 0% | |
| 13 | Sam Richardson | 00:56 | 0-0 | 0-0 | 0-0 | 0 | 0 | 0 | 0 | 0 | 0 | 0 | 0 | 0 | 0 | 0 | 3 | GM FG% | 22-52 | 42.3% | |
| Team | | | | | | 0 | 0 | 0 | 0 | 0 | 0 | 0 | 0 | 0 | 0 | 1 | | 3PT% | 4-21 | 19.0% | |
| Totals | | 22:52 | 4-21 | 3-6 | 3 | 19 | 22 | 15 | 11 | 51 | 16 | 18 | 8 | 1 | 2 | 27 | | FT% | 3-6 | 50.0% | |

| Virginia - 78 | | Record: 7-2 | | | | | | | | | | Shooting By Period | | | | | | | | | |
|---------------|-------------------|-------------|------|-------|-----|----------|-------|----|----|----|----|--------------------|----|----|-----|-----|---------|---------|-------|-------|--|
| NO. | Name | Min | FG | 3P | FT | Rebounds | Fouls | TP | AS | TO | ST | Blocks | BS | BA | +/- | 1st | 2nd | 3rd | 4th | FT% | |
| | | | M/A | M/A | M/A | OR | DR | PF | | | | | | | | | | | | | |
| 20 | Camryn Taylor | F 27:18 | 7-11 | 0-0 | 4-4 | 7 | 6 | 13 | 2 | 3 | 18 | 0 | 3 | 1 | 0 | 0 | 35 | 1st FG% | 2-16 | 12.5% | |
| 33 | Sam Brunelle | F 23:07 | 2-11 | 2-8 | 1-2 | 3 | 1 | 4 | 2 | 1 | 7 | 1 | 0 | 1 | 0 | 0 | 16 | 3PT% | 0-6 | 0.0% | |
| 1 | Paris Clark | G 13:28 | 1-6 | 0-0 | 0 | 3 | 1 | 4 | 0 | 2 | 0 | 2 | 0 | 0 | 1 | 1 | 2 | 2nd FG% | 7-10 | 70% | |
| 21 | Kymora Johnson | G 25:39 | 3-9 | 0-2 | 1-1 | 3 | 4 | 7 | 1 | 1 | 7 | 4 | 0 | 1 | 0 | 0 | 31 | 3rd FG% | 9-19 | 47.4% | |
| 23 | Alexia Smith | G 18:25 | 5-8 | 1-1 | 0-0 | 1 | 2 | 0 | 0 | 1 | 1 | 1 | 1 | 0 | 0 | 14 | FT% | 2-6 | 33.3% | | |
| 4 | Jillian Brown | 19:22 | 3-9 | 0-1 | 2-5 | 6 | 5 | 11 | 1 | 3 | 8 | 3 | 1 | 2 | 0 | 0 | 35 | 4th FG% | 1-4 | 25% | |
| 5 | Yontia Vaughn | 20:11 | 1-3 | 1-3 | 0-0 | 0 | 3 | 3 | 1 | 1 | 3 | 0 | 2 | 0 | 0 | 9 | 3PT% | 3-8 | 37.5% | | |
| 14 | Kaydan Lawson | 12:06 | 1-3 | 1-2 | 0-2 | 1 | 2 | 3 | 1 | 1 | 0 | 0 | 0 | 0 | 0 | 0 | 9 | FT% | 2-2 | 100% | |
| 32 | Cady Pauley | 10:38 | 0-4 | 0-4 | 0-0 | 0 | 1 | 0 | 3 | 4 | 2 | 1 | 0 | 0 | 0 | 2 | 4th FG% | 8-18 | 44.4% | | |
| 0 | Olivia McGhee | 07:15 | 2-4 | 1-3 | 0-0 | 0 | 0 | 0 | 0 | 5 | 0 | 0 | 0 | 0 | 0 | 7 | 3PT% | 2-8 | 25.0% | | |
| 12 | Edessa Noyan | 15:10 | 3-7 | 1-2 | 1-2 | 4 | 2 | 6 | 1 | 2 | 8 | 0 | 1 | 2 | 1 | 0 | 9 | FT% | 3-4 | 75% | |
| 41 | Taylor Lauterbach | 07:22 | 1-1 | 0-0 | 0 | 1 | 2 | 2 | 0 | 2 | 0 | 1 | 2 | 0 | 0 | 1 | 1 | GM FG% | 29-76 | 38.2% | |
| Team | | | | | | 2 | 2 | 4 | 0 | 0 | 0 | 0 | 0 | 0 | 0 | 0 | | 3PT% | 7-28 | 25.0% | |
| Totals | | 29:76 | 7-26 | 13-20 | 31 | 29 | 60 | 11 | 15 | 78 | 14 | 10 | 12 | 2 | 1 | 27 | | FT% | 13-20 | 65.0% | |

| Biggest lead | | RID | | UVA | | Points from | | RID | | UVA | | Period by Period Scoring | |
|------------------|--------------------------|---------------------------|----------------------|-----------|-----|-------------|-----|-----|-----|-----|-----|--------------------------|-----|
| | | 1st | 2nd | 3rd | 4th | 1st | 2nd | 3rd | 4th | 1st | 2nd | 3rd | 4th |
| Biggest lead | 4 (1 st 0:07) | 27 | 4 th 0:45 | Turnovers | 4 | 18 | 1st | 2nd | 3rd | 4th | TOT | 1st | 2nd |
| Best Scoring Run | 5 (1 st 0:07) | 11 (3 rd 6:13) | Paint | 26 | 40 | 1st | 2nd | 3rd | 4th | TOT | 1st | 2nd | 3rd |
| Lead Changes | 7 | Second Chance | 0 | 26 | RID | 15 | 12 | 13 | 11 | 51 | 1st | 2nd | 3rd |
| Times Tied | 3 | Fast Breaks | 4 | 17 | UVA | 11 | 21 | 25 | 21 | 78 | 1st | 2nd | 3rd |
| Time with Lead | 09:06 | 28:41 | Bench | 12 | 33 | | | | | | | | |

Official Basketball Box Score - Final
Wofford at Virginia
 12/06/23 John Paul Jones Arena, Charlottesville
 Virginia vs Wofford Women's Basketball
 Game Time: 1:00 PM
 Game Duration: 1:46
 Attendance: 3,965
 Officials: Bryan Brunette, Ashlee Cook, Orr Chambers

| Wofford - 71 | | Record: 7-4 | | | | | | | | | | Shooting By Period | | | | | | | | | |
|--------------|-------------------|-------------|-------|-----|-----|----------|-------|----|----|----|----|--------------------|----|----|-----|-----|-----|-----|-----|-----|---|
| NO. | Name | Min | FG | 3P | FT | Rebounds | Fouls | TP | AS | TO | ST | Blocks | BS | BA | +/- | 1st | 2nd | 3rd | 4th | FT% | |
| | | | M/A | M/A | M/A | OR | DR | PF | | | | | | | | | | | | | |
| 11 | Viola Tulave | F 17:39 | 1-1 | 0-0 | 0-0 | 0 | 1 | 2 | 0 | 0 | 2 | 0 | 3 | 0 | 0 | 0 | 0 | 0 | 0 | 0 | 0 |
| 1 | Annabelle Schultz | G 27:59 | 1-9 | 1-5 | 0-0 | 1 | 4 | 5 | 4 | 4 | 3 | 0 | 2 | 5 | 1 | 1 | 1 | 1 | 1 | 1 | 1 |
| 2 | Maddie Heiss | G 35:56 | 6-11 | 4-7 | 0-0 | 1 | 1 | 2 | 3 | 1 | 16 | 1 | 3 | 1 | 0 | 0 | 2 | 2 | 2 | 2 | 2 |
| 3 | Evangelia Paulk | G 29:10 | 4-10 | 1-4 | 0-0 | 1 | 4 | 5 | 5 | 1 | 9 | 3 | 3 | 1 | 0 | 0 | 2 | 1 | 1 | 1 | 1 |
| 12 | Rachael Rose | G 40:00 | 7-15 | 1-3 | 6-7 | 2 | 8 | 10 | 1 | 6 | 21 | 9 | 3 | 3 | 0 | 0 | 2 | 1 | 1 | 1 | 1 |
| 20 | Indya Clarke | 33:11 | 6-8 | 3-4 | 0-0 | 0 | 2 | 2 | 2 | 1 | 15 | 1 | 1 | 1 | 0 | 0 | 0 | 0 | 0 | 0 | 0 |
| 24 | Sara Diddia | 09:18 | 1-3 | 0-2 | 0-0 | 0 | 0 | 0 | 0 | 0 | 2 | 1 | 1 | 0 | 0 | 0 | 0 | 0 | 0 | 0 | 0 |
| 0 | JasRae Smith | 06:47 | 1-1 | 1-1 | 0-0 | 0 | 1 | 1 | 0 | 0 | 3 | 1 | 0 | 0 | 0 | 0 | 0 | 0 | 0 | 0 | 0 |
| Team | | | | | | 0 | 1 | 1 | 0 | 0 | 0 | 2 | | | | | | | | | |
| Totals | | 27:58 | 11-26 | 6-7 | 5 | 22 | 27 | 17 | 13 | 71 | 16 | 18 | 11 | 1 | 3 | 1 | | | | | |

| Virginia - 70 | | Record: 7-3 | | | | | | | | | | Shooting By Period | | | | | | | | | |
|---------------|-------------------|-------------|------|-------|-----|----------|-------|----|----|----|----|--------------------|----|----|-----|-----|-----|------|---------|-------|-------|
| NO. | Name | Min | FG | 3P | FT | Rebounds | Fouls | TP | AS | TO | ST | Blocks | BS | BA | +/- | 1st | 2nd | 3rd | 4th | FT% | |
| | | | M/A | M/A | M/A | OR | DR | PF | | | | | | | | | | | | | |
| 33 | Sam Brunelle | F 11:29 | 0-1 | 0-0 | 0-0 | 1 | 2 | 3 | 0 | 0 | 0 | 0 | 1 | 3 | 1 | 0 | 0 | 7 | 1st FG% | 7-16 | 43.8% |
| 34 | London Clarkson | F 32:46 | 2-4 | 0-0 | 3-4 | 5 | 9 | 2 | 5 | 7 | 1 | 1 | 0 | 1 | 0 | 0 | 0 | 16 | 3PT% | 2-7 | 28.6% |
| 1 | Paris Clark | G 24:54 | 5-9 | 1-3 | 3-3 | 3 | 2 | 5 | 2 | 4 | 14 | 3 | 1 | 1 | 0 | 0 | 5 | FT% | 0-0 | 0% | |
| 21 | Kymora Johnson | G 22:42 | 3-9 | 0-5 | 1-2 | 0 | 1 | 1 | 1 | 1 | 7 | 9 | 2 | 1 | 1 | 0 | 1 | 1 | 2nd FG% | 7-17 | 41.2% |
| 23 | Alexia Smith | G 23:35 | 3-7 | 1-1 | 0-0 | 0 | 4 | 4 | 1 | 1 | 7 | 3 | 2 | 0 | 0 | 0 | 0 | 3 | 3rd FG% | 1-7 | 14.3% |
| 0 | Olivia McGhee | 25:40 | 6-15 | 2-6 | 0-0 | 1 | 2 | 3 | 1 | 1 | 14 | 0 | 1 | 1 | 0 | 0 | 0 | 0 | FT% | 6-8 | 75% |
| 4 | Jillian Brown | 11:23 | 0-4 | 0-2 | 2-2 | 0 | 3 | 3 | 2 | 1 | 2 | 1 | 3 | 0 | 0 | 0 | 0 | 2 | 4th FG% | 0-5 | 0.0% |
| 14 | Kaydan Lawson | 15:43 | 2-5 | 0-2 | 0-0 | 2 | 4 | 6 | 0 | 0 | 4 | 1 | 4 | 2 | 0 | 0 | 6 | 3PT% | 3-4 | 75% | |
| 41 | Taylor Lauterbach | 07:51 | 0-2 | 0-2 | 0-0 | 2 | 1 | 3 | 1 | 0 | 0 | 0 | 1 | 0 | 0 | 0 | 0 | 0 | FT% | 0-0 | 0% |
| 32 | Cady Pauley | 07:42 | 1-3 | 0-2 | 0-0 | 0 | 0 | 0 | 0 | 0 | 1 | 2 | 1 | 0 | 0 | 0 | 0 | 0 | 3rd FG% | 1-4 | 25.0% |
| 20 | Camryn Taylor | 16:17 | 6-9 | 0-0 | 1-2 | 3 | 1 | 4 | 3 | 3 | 13 | 0 | 0 | 0 | 0 | 0 | 0 | 0 | FT% | 1-1 | 100% |
| Team | | | | | | 2 | 2 | 4 | 0 | 0 | 0 | 0 | 0 | 0 | 0 | 0 | 0 | 0 | GM FG% | 28-68 | 41.2% |
| Totals | | 28:68 | 4-23 | 10-13 | 18 | 27 | 45 | 13 | 17 | 70 | 19 | 17 | 8 | 3 | 1 | 1 | | | | | |

| Biggest lead | | WOF | | UVA | | Points from | | WOF | | UVA | | Period by Period Scoring | |
|------------------|--------------------------|---------------|----------------------|-----------|-----|-------------|-----|-----|-----|-----|-----|--------------------------|-----|
| | | 1st | 2nd | 3rd | 4th | 1st | 2nd | 3rd | 4th | 1st | 2nd | 3rd | 4th |
| Biggest lead | 4 (4 th 6:13) | 11 | 2 nd 2:04 | Turnovers | 12 | 16 | 1st | 2nd | 3rd | 4th | TOT | 1st | 2nd |
| Best Scoring Run | 9 (3 rd 7:37) | 10 | 2 nd 3:01 | Paint | 26 | 34 | 1st | 2nd | 3rd | 4th | TOT | 1st | 2nd |
| Lead Changes | 11 | Second Chance | 7 | 11 | WOF | 15 | 15 | 17 | 24 | 71 | 1st | 2nd | 3rd |
| Times Tied | 5 | Fast Breaks | 2 | 17 | UVA | 16 | 21 | 15 | 18 | 70 | 1st | 2nd | 3rd |
| Time with Lead | 04:05 | 33:23 | | | | | | | | | | | |

2023-24 BOX SCORES



Official Basketball Box Score - Final
Virginia at Georgia Tech
 01/04/24 McCamish Pavilion, Atlanta
 Georgia Tech vs. Virginia

Game Time: 7:00 PM
 Game Duration: 2:00
 Attendance: 1,237

Officials: Joseph Vaszily, Rod Creech, Linda Miles

| Virginia - 60 | | Record: 8-5 (2-2) | | | | | | | | | | Shooting By Period | | | | | | | | | |
|---------------|-----------------|-------------------|-------|-------|------|-------|----|----|----------|----|-------|--------------------|----|----|----|--------|----|----|-----|--|--|
| NO. | Name | Min | FG | | 3P | | FT | | Rebounds | | Fouls | | TP | AS | ST | Blocks | | | +/- | | |
| | | | M/A | M/A | M/A | M/A | OR | DR | OR | DR | PF | FD | | | | BS | BA | BB | | | |
| 20 | Camryn Taylor | F | 32:29 | 7-12 | 1-1 | 4-4 | 0 | 4 | 4 | 4 | 4 | 19 | 0 | 2 | 2 | 1 | 0 | 0 | -4 | | |
| 34 | London Clarkson | F | 24:17 | 4-5 | 0-0 | 3-7 | 2 | 4 | 6 | 5 | 5 | 11 | 0 | 2 | 2 | 4 | 0 | 0 | 5 | | |
| 1 | Paris Clark | G | 33:59 | 5-14 | 0-1 | 3-4 | 7 | 5 | 12 | 3 | 3 | 13 | 3 | 4 | 3 | 1 | 1 | 1 | 7 | | |
| 21 | Kymora Johnson | G | 28:24 | 3-14 | 0-6 | 0-0 | 0 | 3 | 3 | 0 | 0 | 6 | 6 | 4 | 3 | 0 | 1 | -1 | | | |
| 23 | Alexia Smith | G | 10:53 | 0-2 | 0-1 | 0-2 | 0 | 3 | 3 | 2 | 1 | 0 | 1 | 0 | 0 | 0 | 0 | -1 | | | |
| 4 | Jillian Brown | G | 22:50 | 2-7 | 0-1 | 1-2 | 2 | 2 | 4 | 1 | 1 | 5 | 1 | 2 | 1 | 1 | 0 | 1 | | | |
| 33 | Sam Brunelle | G | 14:15 | 0-3 | 0-2 | 0-0 | 0 | 1 | 1 | 0 | 0 | 0 | 1 | 0 | 0 | 0 | 0 | -9 | | | |
| 0 | Olivia McGhee | G | 04:20 | 0-1 | 0-1 | 0-0 | 0 | 1 | 1 | 0 | 0 | 0 | 0 | 1 | 0 | 0 | 0 | -5 | | | |
| 5 | Yontia Vaughn | G | 16:35 | 1-6 | 0-3 | 0-0 | 0 | 2 | 2 | 3 | 1 | 2 | 3 | 1 | 1 | 0 | 0 | -7 | | | |
| 14 | Kaydan Lawson | G | 08:59 | 0-0 | 0-0 | 4-4 | 3 | 1 | 4 | 1 | 2 | 4 | 0 | 0 | 0 | 0 | 0 | -2 | | | |
| 32 | Cady Pauley | G | 02:59 | 0-0 | 0-0 | 0-0 | 0 | 0 | 0 | 1 | 0 | 0 | 0 | 0 | 0 | 1 | 0 | -3 | | | |
| Team | | | | 22-64 | 1-16 | 15-23 | 17 | 29 | 46 | 24 | 17 | 60 | 14 | 17 | 12 | 8 | 2 | -3 | | | |
| Totals | | | | 22-64 | 1-16 | 15-23 | 17 | 29 | 46 | 24 | 17 | 60 | 14 | 17 | 12 | 8 | 2 | -3 | | | |

Technical Fouls: NONE

Dead Ball Rebounds: 5.0

| Georgia Tech - 63 | | Record: 10-4 (1-1) | | | | | | | | | | Shooting By Period | | | | | | | | | |
|-------------------|----------------------|--------------------|-------|-------|------|-------|----|----|----------|----|-------|--------------------|----|----|----|--------|----|----|-----|--|--|
| NO. | Name | Min | FG | | 3P | | FT | | Rebounds | | Fouls | | TP | AS | ST | Blocks | | | +/- | | |
| | | | M/A | M/A | M/A | M/A | OR | DR | OR | DR | PF | FD | | | | BS | BA | BB | | | |
| 13 | Kayla Blackshear | F | 34:22 | 2-9 | 1-1 | 1-4 | 4 | 2 | 6 | 4 | 4 | 6 | 2 | 1 | 1 | 0 | 0 | 2 | 4 | | |
| 5 | Tonie Morgan | G | 32:42 | 4-14 | 0-0 | 10-15 | 5 | 7 | 12 | 1 | 11 | 18 | 1 | 3 | 1 | 1 | 2 | 6 | | | |
| 22 | Ines Noguero | G | 32:17 | 1-4 | 0-2 | 0-0 | 1 | 4 | 4 | 4 | 0 | 2 | 3 | 3 | 1 | 0 | 0 | -2 | | | |
| 23 | Rusne Augustinaite | G | 30:30 | 2-9 | 1-6 | 3-4 | 1 | 3 | 4 | 2 | 8 | 2 | 4 | 1 | 1 | 2 | 6 | 0 | | | |
| 25 | Kara Dilut | G | 38:23 | 8-17 | 1-5 | 7-10 | 3 | 6 | 1 | 7 | 24 | 11 | 5 | 5 | 0 | 2 | 3 | 0 | | | |
| 21 | Sydney Johnson | G | 13:09 | 1-5 | 1-4 | 0-0 | 0 | 0 | 0 | 1 | 0 | 3 | 1 | 0 | 0 | 0 | 0 | -3 | | | |
| 22 | A'Asia Thomas-Harris | G | 10:08 | 1-1 | 0-0 | 0-0 | 4 | 4 | 1 | 0 | 2 | 0 | 0 | 0 | 0 | 0 | 0 | -1 | | | |
| 11 | Aixa Wone Aranz | G | 08:30 | 0-0 | 0-0 | 0-0 | 1 | 1 | 1 | 0 | 0 | 0 | 0 | 0 | 0 | 0 | 0 | 7 | | | |
| Team | | | | 19-59 | 4-18 | 21-33 | 15 | 27 | 42 | 17 | 24 | 63 | 10 | 16 | 9 | 2 | 8 | 3 | | | |
| Totals | | | | 19-59 | 4-18 | 21-33 | 15 | 27 | 42 | 17 | 24 | 63 | 10 | 16 | 9 | 2 | 8 | 3 | | | |

Technical Fouls: NONE

Dead Ball Rebounds: 5.0

| UVA | | GT | | Points from | | Turnovers | | Period by Period Scoring | | | |
|------------------|--------------------------|--------------------------|---------------|-------------|----|-----------|-----|--------------------------|-----|-----|----|
| Biggest lead | 4 (1 st 9:01) | 7 (3 rd 6:26) | Turnovers | 12 | 12 | 1st | 2nd | 3rd | 4th | TOT | |
| Best Scoring Run | 6 (2 nd 2:12) | 9 (1 st 1:45) | Paint | 34 | 24 | UVA | 13 | 11 | 24 | 12 | 60 |
| Lead Changes | 9 | 1 | Second Chance | 17 | 15 | GT | 14 | 13 | 21 | 15 | 63 |
| Times Tied | 1 | 0 | Fast Breaks | 14 | 6 | | | | | | |
| Time with Lead | 08:22 | 25:00 | Bench | 11 | 5 | | | | | | |



Official Basketball Box Score - Final
Virginia at NC State
 01/11/24 Reynolds Coliseum, Raleigh
 2023-24 Women's Basketball

Game Time: 7:00 PM
 Game Duration: 2:18
 Attendance: 5,500

Officials: Jeffrey Smith, Saif Saho, Ashlee Goode

| Virginia - 66 | | Record: 8-7 (0-4) | | | | | | | | | | Shooting By Period | | | | | | | | | |
|---------------|-------------------|-------------------|-------|-------|------|-----|----|----|----------|----|-------|--------------------|----|----|----|--------|-----|-----|-----|--|--|
| NO. | Name | Min | FG | | 3P | | FT | | Rebounds | | Fouls | | TP | AS | ST | Blocks | | | +/- | | |
| | | | M/A | M/A | M/A | M/A | OR | DR | OR | DR | PF | FD | | | | BS | BA | BB | | | |
| 20 | Camryn Taylor | F | 27:56 | 9-16 | 2-2 | 2-4 | 3 | 3 | 6 | 5 | 3 | 22 | 0 | 3 | 0 | 2 | 1 | -18 | | | |
| 33 | Sam Brunelle | F | 18:45 | 1-5 | 0-2 | 0-0 | 2 | 2 | 4 | 4 | 1 | 2 | 0 | 0 | 0 | 0 | 0 | -6 | | | |
| 1 | Paris Clark | G | 18:54 | 3-11 | 0-1 | 0-0 | 3 | 3 | 6 | 4 | 1 | 6 | 0 | 2 | 2 | 0 | 4 | -3 | | | |
| 21 | Kymora Johnson | G | 33:05 | 6-19 | 2-8 | 0-0 | 1 | 3 | 4 | 3 | 2 | 14 | 4 | 1 | 0 | 0 | 0 | -28 | | | |
| 23 | Alexia Smith | G | 17:58 | 1-5 | 0-0 | 0-0 | 2 | 7 | 9 | 0 | 1 | 2 | 6 | 1 | 0 | 0 | 0 | -11 | | | |
| 0 | Olivia McGhee | G | 22:25 | 3-10 | 1-4 | 2-2 | 2 | 2 | 4 | 1 | 2 | 9 | 0 | 4 | 1 | 0 | 0 | -6 | | | |
| 5 | Yontia Vaughn | G | 17:47 | 3-8 | 1-4 | 0-0 | 2 | 2 | 2 | 1 | 0 | 7 | 2 | 2 | 0 | 0 | -11 | | | | |
| 14 | Kaydan Lawson | G | 12:46 | 1-2 | 0-1 | 2-2 | 1 | 1 | 2 | 1 | 1 | 4 | 0 | 0 | 0 | 0 | -12 | | | | |
| 34 | London Clarkson | G | 09:05 | 0-2 | 0-0 | 0-0 | 1 | 2 | 3 | 2 | 1 | 0 | 1 | 0 | 0 | 0 | -12 | | | | |
| 41 | Taylor Lauterbach | G | 13:45 | 0-3 | 0-0 | 0-0 | 1 | 1 | 2 | 0 | 0 | 0 | 0 | 0 | 0 | 0 | 1 | | | | |
| 32 | Cady Pauley | G | 05:53 | 0-1 | 0-1 | 0-0 | 0 | 0 | 0 | 0 | 0 | 0 | 0 | 0 | 0 | 0 | -9 | | | | |
| 12 | Edessa Noyan | G | 01:43 | 0-0 | 0-0 | 0-0 | 0 | 0 | 0 | 0 | 0 | 0 | 0 | 0 | 0 | 0 | -4 | | | | |
| Team | | | | 27-62 | 6-23 | 6-8 | 21 | 29 | 50 | 21 | 12 | 66 | 12 | 17 | 6 | 2 | 7 | -27 | | | |
| Totals | | | | 27-62 | 6-23 | 6-8 | 21 | 29 | 50 | 21 | 12 | 66 | 12 | 17 | 6 | 2 | 7 | -27 | | | |

Technical Fouls: NONE

Dead Ball Rebounds: 1.0

| NC State - 93 | | Record: 15-1 (3-1) | | | | | | | | | | Shooting By Period | | | | | | | | | |
|---------------|------------------|--------------------|-------|-------|-------|-------|----|----|----------|----|-------|--------------------|----|----|----|--------|----|----|-----|--|--|
| NO. | Name | Min | FG | | 3P | | FT | | Rebounds | | Fouls | | TP | AS | ST | Blocks | | | +/- | | |
| | | | M/A | M/A | M/A | M/A | OR | DR | OR | DR | PF | FD | | | | BS | BA | BB | | | |
| 2 | Mimi Collins | F | 22:32 | 4-9 | 1-3 | 5-5 | 2 | 7 | 9 | 3 | 4 | 14 | 2 | 0 | 0 | 0 | 0 | 33 | | | |
| 10 | Aziah James | G | 28:04 | 5-14 | 2-3 | 3-4 | 0 | 6 | 6 | 2 | 4 | 15 | 4 | 2 | 2 | 1 | 0 | 22 | | | |
| 21 | Madison Rivers | G | 26:18 | 1-13 | 3-7 | 0-0 | 0 | 5 | 5 | 1 | 0 | 17 | 2 | 1 | 0 | 1 | 1 | 30 | | | |
| 22 | Saniya Hayes | G | 30:47 | 7-7 | 0-1 | 2-2 | 0 | 3 | 3 | 1 | 1 | 6 | 7 | 1 | 3 | 1 | 1 | 31 | | | |
| 3 | Zoe Brooks | G | 28:39 | 7-12 | 1-4 | 4-4 | 0 | 2 | 2 | 0 | 7 | 19 | 3 | 2 | 4 | 0 | 0 | 26 | | | |
| 24 | Laci Steele | G | 23:46 | 5-6 | 3-4 | 0-0 | 0 | 1 | 1 | 1 | 0 | 13 | 1 | 3 | 0 | 0 | 0 | 7 | | | |
| 15 | Lizzy Williamson | G | 09:56 | 1-2 | 0-0 | 1-2 | 1 | 2 | 3 | 0 | 1 | 3 | 0 | 0 | 0 | 0 | 0 | -5 | | | |
| 42 | Malloy Collier | G | 09:43 | 1-2 | 0-0 | 2-2 | 0 | 3 | 2 | 2 | 4 | 0 | 2 | 0 | 0 | 0 | 0 | 11 | | | |
| 11 | Maddie Cox | G | 12:12 | 0-1 | 0-1 | 1-2 | 0 | 2 | 2 | 0 | 1 | 0 | 0 | 0 | 0 | 0 | 0 | -2 | | | |
| 20 | Katie Penetusa | G | 04:57 | 0-0 | 0-0 | 1-2 | 0 | 0 | 0 | 1 | 1 | 1 | 0 | 0 | 0 | 0 | 0 | -6 | | | |
| 30 | Jannah Eissa | G | 03:00 | 0-0 | 0-0 | 0-0 | 0 | 1 | 1 | 0 | 0 | 0 | 0 | 0 | 0 | 0 | 0 | -2 | | | |
| Team | | | | 32-66 | 10-23 | 19-23 | 5 | 35 | 40 | 12 | 21 | 93 | 19 | 11 | 9 | 7 | 2 | 27 | | | |
| Totals | | | | 32-66 | 10-23 | 19-23 | 5 | 35 | 40 | 12 | 21 | 93 | 19 | 11 | 9 | 7 | 2 | 27 | | | |

Technical Fouls: NONE

Dead Ball Rebounds: 4.0

| UVA | | NCSU | | Points from | | Turnovers | | Period by Period Scoring | | | |
|------------------|---------------------------|---------------------------|---------------|-------------|----|-----------|-----|--------------------------|-----|-----|----|
| Biggest lead | 0 (1 st 10:00) | 34 (3 rd 1:16) | Turnovers | 7 | 23 | 1st | 2nd | 3rd | 4th | TOT | |
| Best Scoring Run | 8 (4 th 1:01) | 11 (1 st 3:52) | Paint | 28 | 36 | UVA | 13 | 21 | 16 | 16 | 66 |
| Lead Changes | 0 | 0 | Second Chance | 14 | 5 | | | | | | |
| Times Tied | 0 | 0 | Fast Breaks | 14 | 36 | | | | | | |
| Time with Lead | 00:00 | 39:53 | Bench | 20 | 22 | NCSU | 31 | 26 | 24 | 12 | 93 |



Official Basketball Box Score - Final
Duke at Virginia
 01/07/24 John Paul Jones Arena, Charlottesville
 Virginia vs. Duke Women's Basketball

Game Time: 12:00 PM
 Game Duration: 2:11
 Attendance: 5,041

Officials: Carla Fountain, Mark Resch, Meadow Overstreet

| Duke - 60 | | Record: 10-5 (2-2) | | | | | | | | | | Shooting By Period | | | | | | | | | |
|-----------|----------------|--------------------|---------|------|-----|-----|----|----|----------|----|-------|--------------------|----|----|----|--------|----|----|-----|--|--|
| NO. | Name | Min | FG | | 3P | | FT | | Rebounds | | Fouls | | TP | AS | ST | Blocks | | | +/- | | |
| | | | M/A | M/A | M/A | M/A | OR | DR | OR | DR | PF | FD | | | | BS | BA | BB | | | |
| 42 | Kennedy Brown | F | 30:49 | 3-10 | 0-1 | 7-8 | 2 | 6 | 8 | 2 | 8 | 13 | 4 | 0 | 1 | 3 | 3 | 13 | | | |
| 3 | Ashlon Jackson | G | 27:47 | 3-11 | 0-6 | 0-1 | 0 | 2 | 2 | 2 | 4 | 6 | 3 | 3 | 1 | 1 | 0 | 7 | | | |
| 4 | Jady Dorovan | G | 22:46 | 2-3 | 0-0 | 4-4 | 3 | 5 | 8 | 1 | 7 | 14 | 2 | 3 | 3 | 0 | 0 | -8 | | | |
| 22 | Taina Mair | G | 25:54</ | | | | | | | | | | | | | | | | | | |

2023-24 BOX SCORES



Official Basketball Box Score - Final
Notre Dame at Virginia
 01/18/24 John Paul Jones Arena, Charlottesville
 Virginia vs No. 19 Notre Dame Women's Basketball

Game Time: 7:00 PM
 Game Duration: 2:09
 Attendance: 4,102

Officials: Angelica Suffren, Carla Fountain, Mark Berger

| NO. Name | Min | FG | | | 3P | | | FT | | | Rebounds | | Fouls | | TP | AS | TO | ST | Blocks | | | +/- |
|----------------------|---------|-------|------|-------|----|----|-----|----|----|-----|----------|----|-------|----|----|----|----|----|--------|---|---|-----|
| | | M | A | M/A | M | A | M/A | O | DR | TOT | PF | FD | BS | BA | | | | | BB | | | |
| 21 Macy Westfeld | F 37:59 | 4-11 | 1-4 | 5-6 | 2 | 7 | 9 | 4 | 6 | 14 | 1 | 3 | 2 | 2 | 1 | 1 | 0 | 1 | 0 | 1 | 0 | 4 |
| 22 Kylee Watson | F 21:51 | 3-5 | 0-0 | 0-2 | 0 | 2 | 2 | 4 | 1 | 6 | 2 | 0 | 0 | 1 | 0 | 1 | 0 | 0 | 1 | 0 | 0 | 18 |
| 3 Hannah Hidalgo | G 27:23 | 6-14 | 2-4 | 11-4 | 0 | 5 | 5 | 4 | 13 | 23 | 9 | 4 | 3 | 1 | 2 | 1 | 0 | 0 | 0 | 0 | 2 | 18 |
| 11 Sonia Citron | G 37:33 | 4-14 | 2-6 | 12-12 | 1 | 3 | 4 | 0 | 11 | 28 | 9 | 4 | 3 | 1 | 2 | 1 | 0 | 0 | 0 | 0 | 0 | 7 |
| 13 Anna DeWolfe | G 26:01 | 2-7 | 0-2 | 2-4 | 0 | 0 | 0 | 3 | 2 | 6 | 1 | 1 | 0 | 0 | 1 | 0 | 0 | 0 | 0 | 0 | 0 | 2 |
| 15 Natalija Marshall | 07:42 | 1-1 | 0-0 | 1-2 | 1 | 0 | 1 | 3 | 1 | 3 | 0 | 2 | 0 | 0 | 0 | 0 | 0 | 0 | 0 | 0 | 0 | 7 |
| 14 KK Bransford | 27:17 | 2-4 | 0-0 | 2-4 | 1 | 2 | 3 | 1 | 2 | 6 | 0 | 1 | 2 | 1 | 1 | 1 | 1 | 0 | 0 | 0 | 0 | 0 |
| 10 Becky Obinma | 04:05 | 0-0 | 0-0 | 0-0 | 1 | 1 | 1 | 2 | 0 | 0 | 0 | 1 | 0 | 0 | 0 | 0 | 0 | 0 | 0 | 0 | 0 | 2 |
| Team | | | | | 5 | 5 | 10 | | | | 0 | | | | | | | | | | | |
| Totals | | 25-56 | 3-14 | 33-44 | 10 | 25 | 35 | 21 | 35 | 86 | 16 | 15 | 13 | 5 | 7 | 10 | | | | | | |

Technical Fouls: NONE

| Shooting By Period | |
|--------------------|-------------|
| 1st FG% | 7-17 41.2% |
| 3PT% | 1-4 25.0% |
| FT% | 9-10 90% |
| 2nd FG% | 7-18 38.9% |
| 3PT% | 1-6 16.7% |
| FT% | 0-0 0% |
| 3rd FG% | 7-13 53.8% |
| 3PT% | 1-3 33.3% |
| FT% | 10-17 58.8% |
| 4th FG% | 4-8 50.0% |
| 3PT% | 0-1 0.0% |
| FT% | 14-17 82.4% |
| GM FG% | 25-56 44.6% |
| 3PT% | 3-14 21.4% |
| FT% | 33-44 75.0% |

Dead Ball Rebounds: 6:1

| NO. Name | Min | FG | | | 3P | | | FT | | | Rebounds | | Fouls | | TP | AS | TO | ST | Blocks | | | +/- |
|----------------------|---------|-------|------|-------|----|----|-----|----|----|-----|----------|----|-------|----|----|----|----|----|--------|---|---|-----|
| | | M | A | M/A | M | A | M/A | O | DR | TOT | PF | FD | BS | BA | | | | | BB | | | |
| 20 Camryn Taylor | F 14:27 | 2-7 | 0-2 | 2-2 | 1 | 2 | 3 | 5 | 1 | 6 | 0 | 2 | 0 | 1 | 0 | 0 | 0 | 0 | 0 | 0 | 0 | 0 |
| 34 London Clarkson | F 18:03 | 2-4 | 0-0 | 1-2 | 2 | 3 | 5 | 5 | 6 | 5 | 0 | 4 | 0 | 1 | 0 | 0 | 0 | 0 | 0 | 0 | 0 | 6 |
| 0 Olivia McGhee | G 29:19 | 5-10 | 2-4 | 2-2 | 0 | 2 | 2 | 4 | 3 | 14 | 1 | 1 | 2 | 0 | 1 | 2 | 0 | 0 | 0 | 0 | 0 | 2 |
| 21 Kymora Johnson | G 32:57 | 6-14 | 2-7 | 2-2 | 2 | 6 | 8 | 3 | 2 | 16 | 7 | 6 | 1 | 0 | 0 | 0 | 0 | 0 | 0 | 0 | 0 | 13 |
| 23 Alexia Smith | G 07:42 | 0-0 | 0-0 | 0-0 | 1 | 1 | 2 | 0 | 0 | 1 | 0 | 0 | 0 | 0 | 0 | 0 | 0 | 0 | 0 | 0 | 0 | 0 |
| 1 Paris Clark | G 27:22 | 6-11 | 2-3 | 2-2 | 0 | 7 | 7 | 4 | 3 | 16 | 4 | 3 | 1 | 1 | 1 | 1 | 0 | 0 | 0 | 0 | 0 | 7 |
| 33 Sam Brunelle | 15:09 | 0-2 | 0-2 | 0-0 | 0 | 0 | 0 | 1 | 0 | 0 | 0 | 0 | 0 | 0 | 0 | 0 | 0 | 0 | 0 | 0 | 0 | 17 |
| 4 Jillian Brown | 08:57 | 1-2 | 0-0 | 4-4 | 1 | 1 | 2 | 3 | 6 | 1 | 0 | 0 | 0 | 0 | 0 | 0 | 0 | 0 | 0 | 0 | 0 | 5 |
| 12 Edessa Noyan | 12:04 | 1-2 | 0-0 | 0-0 | 0 | 0 | 0 | 2 | 2 | 0 | 0 | 0 | 0 | 0 | 0 | 0 | 0 | 0 | 0 | 0 | 0 | 11 |
| 41 Taylor Lauterbach | 10:00 | 1-2 | 1-1 | 2-2 | 0 | 2 | 2 | 3 | 5 | 0 | 3 | 0 | 0 | 1 | 0 | 0 | 0 | 0 | 0 | 0 | 0 | 1 |
| 5 Yontia Vaughn | 07:03 | 1-3 | 0-1 | 2-2 | 0 | 0 | 0 | 1 | 2 | 4 | 3 | 0 | 0 | 0 | 0 | 0 | 0 | 0 | 0 | 0 | 0 | 3 |
| 32 Gady Pauley | 06:40 | 0-2 | 0-2 | 0-0 | 0 | 0 | 0 | 0 | 0 | 0 | 0 | 0 | 0 | 0 | 0 | 0 | 0 | 0 | 0 | 0 | 0 | 7 |
| 14 Kaydan Lawson | 10:18 | 1-3 | 0-1 | 0-0 | 1 | 2 | 2 | 2 | 0 | 2 | 0 | 1 | 1 | 1 | 1 | 1 | 1 | 1 | 1 | 1 | 1 | 7 |
| Team | | | | | 4 | 4 | 8 | | | | 0 | | | | | | | | | | | |
| Totals | | 26-62 | 7-23 | 17-18 | 11 | 26 | 37 | 35 | 21 | 76 | 17 | 23 | 7 | 7 | 5 | 10 | | | | | | |

Technical Fouls: NONE

| Shooting By Period | |
|--------------------|-------------|
| 1st FG% | 5-15 33.3% |
| 3PT% | 1-7 14.3% |
| FT% | 5-6 83.3% |
| 2nd FG% | 6-12 50.0% |
| 3PT% | 1-2 50.0% |
| FT% | 4-4 100% |
| 3rd FG% | 4-16 25.0% |
| 3PT% | 2-7 28.6% |
| FT% | 4-4 100% |
| 4th FG% | 11-19 57.9% |
| 3PT% | 3-7 42.9% |
| FT% | 4-4 100% |
| GM FG% | 26-62 41.9% |
| 3PT% | 7-23 30.4% |
| FT% | 17-18 94.4% |

Dead Ball Rebounds: 0:0

| Biggest lead | UND | | Points from Turnovers | UND | | Period by Period Scoring | | | | | | |
|------------------|---------------------------|--------------------------|--------------------------|-----|----|--------------------------|-----|-----|-----|-----|----|----|
| | 20 (3 rd 2:50) | 3 (1 st 4:44) | | 26 | 11 | 1st | 2nd | 3rd | 4th | TOT | | |
| Best Scoring Run | 9 (3 rd 7:03) | | 6 (4 th 4:19) | | 42 | 36 | 24 | 15 | 25 | 22 | 86 | |
| Lead Changes | 2 | | 9 | | 11 | | UND | 24 | 15 | 25 | 22 | 86 |
| Times Tied | 2 | | 26 | | 12 | | UND | 16 | 17 | 14 | 29 | 76 |
| Time with Lead | 36:16 | 00:47 | 9 | | 35 | | UND | 16 | 17 | 14 | 29 | 76 |



Official Basketball Box Score - Final
Virginia at Florida State
 01/21/24 Donald L Tucker Center, Tallahassee
 2023-24 FSU Women's Basketball

Game Time: 2:00 PM
 Game Duration: 1:55
 Attendance: 2,081

Officials: Ed Sidasky, Timothy Bryant, Kysste Apelinis

| NO. Name | Min | FG | | | 3P | | | FT | | | Rebounds | | Fouls | | TP | AS | TO | ST | Blocks | | | +/- |
|----------------------|---------|-------|------|-------|----|----|-----|----|----|-----|----------|----|-------|----|----|----|----|----|--------|---|---|-----|
| | | M | A | M/A | M | A | M/A | O | DR | TOT | PF | FD | BS | BA | | | | | BB | | | |
| 20 Camryn Taylor | F 16:29 | 5-10 | 1-1 | 0-0 | 3 | 7 | 10 | 5 | 0 | 11 | 0 | 1 | 0 | 1 | 0 | 1 | 0 | 0 | 0 | 0 | 0 | 4 |
| 34 London Clarkson | F 28:11 | 4-9 | 0-0 | 2-5 | 3 | 3 | 6 | 4 | 4 | 10 | 3 | 2 | 2 | 1 | 1 | 1 | 1 | 0 | 0 | 0 | 0 | 17 |
| 0 Olivia McGhee | G 24:26 | 5-10 | 2-5 | 0-0 | 0 | 2 | 2 | 2 | 1 | 12 | 1 | 1 | 0 | 0 | 0 | 0 | 0 | 0 | 0 | 0 | 0 | 7 |
| 1 Paris Clark | G 15:00 | 2-5 | 0-1 | 1-2 | 2 | 2 | 4 | 2 | 1 | 6 | 3 | 6 | 0 | 0 | 0 | 0 | 0 | 0 | 0 | 0 | 0 | 4 |
| 21 Kymora Johnson | G 35:50 | 14-20 | 3-7 | 4-5 | 2 | 5 | 7 | 1 | 7 | 35 | 6 | 4 | 1 | 0 | 0 | 0 | 0 | 0 | 0 | 0 | 0 | 2 |
| 12 Edessa Noyan | 25:05 | 2-0 | 0-0 | 4-4 | 0 | 4 | 4 | 5 | 3 | 8 | 0 | 1 | 1 | 1 | 0 | 0 | 0 | 0 | 0 | 0 | 0 | 1 |
| 23 Alexia Smith | 15:02 | 0-3 | 0-0 | 0-0 | 0 | 4 | 4 | 0 | 0 | 0 | 0 | 1 | 2 | 0 | 1 | 0 | 0 | 0 | 0 | 0 | 0 | 4 |
| 4 Jillian Brown | 20:38 | 4-6 | 2-2 | 0-0 | 2 | 4 | 6 | 3 | 0 | 10 | 0 | 2 | 0 | 1 | 0 | 0 | 0 | 0 | 0 | 0 | 0 | 9 |
| 41 Taylor Lauterbach | 04:38 | 0-0 | 0-0 | 0-0 | 0 | 1 | 1 | 0 | 0 | 0 | 0 | 0 | 0 | 0 | 0 | 0 | 0 | 0 | 0 | 0 | 0 | 0 |
| 33 Sam Brunelle | 03:57 | 0-1 | 0-0 | 0-0 | 0 | 1 | 1 | 0 | 0 | 0 | 0 | 0 | 0 | 0 | 0 | 0 | 0 | 0 | 0 | 0 | 0 | 0 |
| 14 Kaydan Lawson | 07:44 | 0-1 | 0-1 | 0-0 | 0 | 1 | 1 | 0 | 0 | 0 | 0 | 0 | 0 | 0 | 0 | 0 | 0 | 0 | 0 | 0 | 0 | 0 |
| Team | | | | | 0 | 2 | 2 | | | | 0 | | | | | | | | | | | |
| Totals | | 36-67 | 8-17 | 11-16 | 12 | 36 | 48 | 24 | 16 | 91 | 14 | 19 | 3 | 6 | 1 | 4 | | | | | | |

Technical Fouls: NONE

| Shooting By Period | |
|--------------------|-------------|
| 1st FG% | 10-19 52.6% |
| 3PT% | 3-4 75.0% |
| FT% | 4-5 80% |
| 2nd FG% | 6-13 46.2% |
| 3PT% | 0-4 0.0% |
| FT% | 0-0 0% |
| 3rd FG% | 10-19 52.6% |
| 3PT% | 4-5 80.0% |
| FT% | 2-3 66.7% |
| 4th FG% | 10-16 62.5% |
| 3PT% | 1-4 25.0% |
| FT% | 5-8 62.5% |
| GM FG% | 36-67 53.7% |
| 3PT% | 8-17 47.1% |
| FT% | 11-16 68.8% |

Dead Ball Rebounds: 2:0

| NO. Name | Min | FG | | | 3P | | | FT | | | Rebounds | | Fouls | | TP | AS | TO | ST | Blocks | | | +/- |
|--------------------|---------|------|-----|-----|----|---|-----|----|----|-----|----------|----|-------|----|----|----|----|----|--------|---|---|-----|
| | | M | A | M/A | M | A | M/A | O | DR | TOT | PF | FD | BS | BA | | | | | BB | | | |
| 21 Makayla Timpson | F 27:43 | 8-16 | 0-0 | 5-9 | 4 | 3 | 7 | 3 | 6 | 21 | 0 | 0 | 0 | 0 | 1 | 3 | 0 | 0 | 0 | 0 | 0 | 0 |
| 00 Ta'Niya Latson | G 31:49 | 8-15 | 1-5 | 5-5 | 0 | 3 | 3 | 1 | 5 | 22 | 6 | 0 | 2 | 0 | 0 | 0 | 0 | 0 | 0 | 0 | 0 | 0 |
| 1 Brianna Turnage | G 23:47 | 1-4 | 1-3 | 1-2 | 1 | 5 | 6 | 1 | 2 | 4 | 3 | 1 | 0 | 0 | 0 | 0 | 0 | 0 | 0 | 0 | 0 | 0 |
| 3 O'Mariah Gordon | G 31:12 | 5-11 | 1-5 | 6-7 | 1 | 2 | 3 | 3 | 3 | 17 | 1 | 1 | 2 | 0 | 0 | 0 | 0 | 0 | 0 | 0 | 0 | 0 |
| 4 Sara Bejedi | G 36:13 | 3-11 | 2-5 | 2-2 | 0 | 1 | 1 | 5 | 5 | 10 | 0 | 0 | 0 | 0 | 0 | 0 | 0 | 0 | 0 | 0 | 0 | 0 |
| 13 Costa Viegas | 08:07 | 0-5 | 0-5 | 0-0 | 0 | 0 | 0 | 1 | 0 | 0 | 1 | 0 | 0 | 0 | 0 | 0 | 0 | 0 | 0 | 0 | 0 | 0 |
| 24 Amaya Bonner | 13:27 | 0-4 | 0-1 | 1-2 | 1 | 2 | 3 | 0 | 1 | 1 | 0 | 0 | 0 | 0 | 0 | 0 | 0 | 0 | 0 | 0 | 0 | 0 |
| 2 Alexia Tucker | 15:25 | 3-7 | 0-2 | 2-2 | 0 | 0 | 0 | 2 | 8 | 1 | | | | | | | | | | | | |

2023-24 BOX SCORES



Official Basketball Box Score - Final
Virginia at Virginia Tech
 02/01/24 Cassell Coliseum, Blacksburg, Va.
 2023-24 Women's Basketball

Game Time: 6:00 PM
 Game Duration: 1:43
 Attendance: 8,952

Officials: Denise Brooks, Meadow Overstreet, Tara Cozse

| Virginia - 83 | | Record: 10-11 (2-8) | | | | | | | | | | | | | Shooting By Period | | | | | |
|----------------------|-----|---------------------|-------|------|-----------|-------|----|----|----|----|--------|----|----|----|--------------------|---------|---------|---------|--------|---|
| NO. Name | Min | FG | 3P | FT | Rebounds | Fouls | TP | AS | TO | ST | Blocks | BS | BA | +/ | 1st FG% | 2nd FG% | 3rd FG% | 4th FG% | GM FG% | |
| | | M-A | M-A | M-A | OR DR TOT | PF | FD | | | | BS | BA | +/ | | | | | | | |
| 33 Sam Brunelle | F | 20:57 | 0-5 | 0-5 | 0-0 | 0 | 4 | 4 | 0 | 0 | 0 | 0 | 0 | 0 | 0 | 0 | 0 | 0 | 0 | 0 |
| 34 London Clarkson | F | 20:01 | 1-2 | 0-0 | 1-2 | 0 | 1 | 1 | 3 | 1 | 3 | 0 | 0 | 0 | 1 | 0 | 0 | 0 | 0 | 0 |
| 0 Olivia McGhee | G | 05:22 | 0-3 | 0-1 | 0-0 | 0 | 0 | 0 | 0 | 0 | 0 | 0 | 0 | 0 | 0 | 0 | 0 | 0 | 0 | 0 |
| 1 Paris Clark | G | 28:10 | 6-13 | 1-3 | 2-2 | 0 | 8 | 8 | 2 | 6 | 18 | 0 | 0 | 1 | 1 | 0 | 2 | 1 | 1 | 1 |
| 21 Kymora Johnson | G | 35:43 | 7-20 | 4-7 | 4-4 | 1 | 2 | 3 | 2 | 3 | 22 | 3 | 0 | 0 | 0 | 0 | 4 | 1 | 5 | 1 |
| 12 Edessa Noyan | G | 29:25 | 3-5 | 0-0 | 3-3 | 2 | 1 | 3 | 2 | 3 | 9 | 0 | 0 | 0 | 1 | 0 | 0 | 0 | 0 | 0 |
| 4 Jillian Brown | G | 28:15 | 3-7 | 0-0 | 0-0 | 4 | 4 | 4 | 1 | 0 | 6 | 1 | 2 | 2 | 0 | 0 | 0 | 0 | 0 | 0 |
| 23 Alexia Smith | G | 22:30 | 1-1 | 0-0 | 2-4 | 1 | 1 | 2 | 0 | 2 | 2 | 0 | 0 | 0 | 0 | 0 | 0 | 0 | 0 | 0 |
| 41 Taylor Lauterbach | G | 02:49 | 0-0 | 0-0 | 0-0 | 0 | 0 | 0 | 0 | 0 | 0 | 0 | 0 | 0 | 0 | 0 | 0 | 0 | 0 | 0 |
| 14 Kaydan Lawson | G | 06:48 | 1-1 | 1-1 | 0-0 | 0 | 1 | 1 | 2 | 0 | 0 | 0 | 0 | 0 | 0 | 0 | 0 | 0 | 0 | 0 |
| Totals | | | 21-57 | 6-17 | 15-21 | 4 | 1 | 5 | 0 | 0 | 1 | 0 | 0 | 0 | 1 | 0 | 0 | 0 | 0 | 0 |

Technical Fouls: NONE

Dead Ball Rebounds: 4, 1

| Virginia Tech - 76 | | Record: 17-4 (8-2) | | | | | | | | | | | | | Shooting By Period | | | | | |
|---------------------|-----|--------------------|-------|------|-----------|-------|----|----|----|----|--------|----|----|----|--------------------|---------|---------|---------|--------|---|
| NO. Name | Min | FG | 3P | FT | Rebounds | Fouls | TP | AS | TO | ST | Blocks | BS | BA | +/ | 1st FG% | 2nd FG% | 3rd FG% | 4th FG% | GM FG% | |
| | | M-A | M-A | M-A | OR DR TOT | PF | FD | | | | BS | BA | +/ | | | | | | | |
| 20 Olivia Summil | F | 32:19 | 0-2 | 0-0 | 0-0 | 1 | 6 | 7 | 3 | 0 | 0 | 3 | 0 | 0 | 2 | 0 | 0 | 0 | 0 | 0 |
| 33 Elizabeth Kitley | C | 40:00 | 15-25 | 0-0 | 3-4 | 6 | 12 | 18 | 1 | 5 | 33 | 0 | 0 | 3 | 0 | 0 | 0 | 0 | 0 | 0 |
| 5 Georgia Amoreo | G | 40:00 | 8-19 | 2-9 | 2-2 | 1 | 1 | 2 | 1 | 2 | 20 | 14 | 2 | 1 | 0 | 1 | 0 | 1 | 0 | 1 |
| 11 Mallida Ekh | G | 35:56 | 5-12 | 3-10 | 0-0 | 1 | 1 | 2 | 2 | 1 | 13 | 1 | 0 | 2 | 1 | 0 | 0 | 0 | 0 | 0 |
| 22 Cayla King | G | 27:25 | 1-7 | 1-6 | 2-2 | 3 | 2 | 5 | 4 | 2 | 5 | 0 | 0 | 1 | 0 | 0 | 0 | 0 | 0 | 0 |
| 1 Carleigh Wenzel | G | 09:24 | 0-2 | 0-1 | 0-0 | 0 | 3 | 3 | 0 | 0 | 1 | 0 | 0 | 0 | 0 | 0 | 0 | 0 | 0 | 0 |
| 13 Clara Strack | G | 05:15 | 0-0 | 0-0 | 0-0 | 2 | 1 | 3 | 0 | 0 | 0 | 0 | 0 | 0 | 0 | 0 | 0 | 0 | 0 | 0 |
| 10 Canys Baker | G | 09:31 | 2-5 | 1-4 | 0-0 | 1 | 2 | 3 | 1 | 1 | 5 | 1 | 0 | 0 | 0 | 0 | 0 | 0 | 0 | 0 |
| Totals | | | 31-72 | 7-30 | 7-8 | 17 | 30 | 47 | 15 | 12 | 76 | 20 | 6 | 3 | 7 | 1 | 13 | | | |

Technical Fouls: NONE

Dead Ball Rebounds: 1, 0

| Biggest lead | | Cavs | | Hokies | | Points from Turnovers | | Cavs/Hokies | | Period by Period Scoring | | | | | |
|------------------|--------------------------|------|------------------------|--------|-----|-----------------------|-----|-------------|-----|--------------------------|-----|--|--|--|--|
| | | 1st | 2nd | 3rd | 4th | TOT | 1st | 2nd | 3rd | 4th | TOT | | | | |
| Biggest lead | 2 (1 st 8:54) | 19 | 4 th 9:13 | | | | 6 | 8 | | | | | | | |
| Best Scoring Run | 5 (1 st 2:07) | 8 | (3 rd 8:25) | | | | 24 | 28 | | | | | | | |
| Lead Changes | 1 | | | | | | 10 | 19 | | | | | | | |
| Times Tied | 1 | | | | | | 2 | 4 | | | | | | | |
| Time with Lead | 00:20 | | 38:01 | | | | 20 | 5 | | | | | | | |



Official Basketball Box Score - Final
Clemson at Virginia
 02/04/24 John Paul Jones Arena, Charlottesville
 Virginia vs Clemson Women's Basketball

Game Time: 4:00 PM
 Game Duration: 1:57
 Attendance: 4,899

Officials: Bruce Morris, Ryan Durham, Alexis Perez

| Clemson - 75 | | Record: 11-12 (4-7) | | | | | | | | | | | | | Shooting By Period | | | | | |
|--------------------|-----|---------------------|-------|------|-----------|-------|----|----|----|----|--------|----|----|----|--------------------|---------|---------|---------|--------|---|
| NO. Name | Min | FG | 3P | FT | Rebounds | Fouls | TP | AS | TO | ST | Blocks | BS | BA | +/ | 1st FG% | 2nd FG% | 3rd FG% | 4th FG% | GM FG% | |
| | | M-A | M-A | M-A | OR DR TOT | PF | FD | | | | BS | BA | +/ | | | | | | | |
| 3 Makyla Elmore | F | 30:17 | 2-4 | 0-0 | 0-0 | 2 | 4 | 6 | 3 | 2 | 4 | 1 | 2 | 2 | 2 | 0 | 0 | 0 | 0 | 0 |
| 5 Amani Robinson | F | 37:51 | 7-13 | 1-3 | 4-4 | 4 | 4 | 8 | 2 | 3 | 19 | 2 | 5 | 0 | 0 | 3 | 4 | | | |
| 0 Maizhenz Kramer | G | 31:21 | 4-8 | 0-6 | 0-0 | 2 | 0 | 0 | 2 | 2 | 3 | 1 | 0 | 1 | 0 | 0 | 0 | 0 | 0 | 0 |
| 1 Dayshante Harris | G | 34:29 | 6-13 | 0-3 | 11-16 | 3 | 5 | 8 | 2 | 15 | 29 | 9 | 4 | 2 | 1 | 0 | 0 | 0 | 0 | 0 |
| 22 Ruby Whitehorn | G | 33:10 | 4-10 | 0-1 | 1-2 | 3 | 6 | 9 | 3 | 2 | 9 | 2 | 2 | 2 | 0 | 0 | 0 | 0 | 0 | 0 |
| 21 Eno Inyang | G | 10:18 | 0-0 | 0-0 | 0-0 | 0 | 1 | 1 | 2 | 0 | 0 | 0 | 0 | 0 | 0 | 0 | 0 | 0 | 0 | 0 |
| 30 Madi Ott | G | 14:18 | 1-3 | 1-2 | 0-0 | 1 | 1 | 0 | 0 | 0 | 3 | 0 | 0 | 0 | 0 | 0 | 0 | 0 | 0 | 0 |
| 34 Amani Freeman | G | 02:39 | 0-1 | 0-0 | 1-2 | 0 | 0 | 0 | 1 | 1 | 1 | 0 | 0 | 0 | 0 | 0 | 0 | 0 | 0 | 0 |
| 2 Nya Valentine | G | 05:37 | 1-1 | 1-1 | 0-0 | 0 | 1 | 1 | 0 | 0 | 3 | 0 | 0 | 0 | 0 | 0 | 0 | 0 | 0 | 0 |
| Totals | | | 25-53 | 6-16 | 19-28 | 15 | 26 | 41 | 13 | 25 | 75 | 15 | 14 | 7 | 4 | 6 | 6 | | | |

Technical Fouls: NONE

Dead Ball Rebounds: 4, 0

| Virginia - 69 | | Record: 10-12 (2-9) | | | | | | | | | | | | | Shooting By Period | | | | | |
|--------------------|-----|---------------------|-------|-------|-----------|-------|----|----|----|----|--------|----|----|----|--------------------|---------|---------|---------|--------|---|
| NO. Name | Min | FG | 3P | FT | Rebounds | Fouls | TP | AS | TO | ST | Blocks | BS | BA | +/ | 1st FG% | 2nd FG% | 3rd FG% | 4th FG% | GM FG% | |
| | | M-A | M-A | M-A | OR DR TOT | PF | FD | | | | BS | BA | +/ | | | | | | | |
| 33 Sam Brunelle | F | 37:24 | 9-15 | 6-11 | 0-0 | 1 | 2 | 3 | 1 | 1 | 24 | 4 | 1 | 1 | 4 | 0 | 0 | 0 | 0 | 0 |
| 34 London Clarkson | F | 14:30 | 1-4 | 0-0 | 0-0 | 0 | 2 | 2 | 3 | 1 | 2 | 0 | 0 | 0 | 0 | 0 | 0 | 0 | 0 | 0 |
| 1 Paris Clark | G | 29:55 | 2-8 | 0-1 | 0-4 | 3 | 4 | 7 | 3 | 3 | 4 | 0 | 0 | 1 | 2 | 2 | 0 | 0 | 0 | 0 |
| 4 Jillian Brown | G | 12:34 | 0-1 | 0-1 | 0-0 | 0 | 1 | 1 | 3 | 0 | 0 | 1 | 1 | 0 | 0 | 0 | 0 | 0 | 0 | 0 |
| 21 Kymora Johnson | G | 37:22 | 10-20 | 1-5 | 3-3 | 2 | 3 | 5 | 3 | 4 | 24 | 6 | 4 | 1 | 0 | 0 | 0 | 0 | 0 | 0 |
| 12 Edessa Noyan | G | 28:05 | 2-3 | 0-0 | 2-2 | 2 | 2 | 4 | 5 | 2 | 6 | 1 | 0 | 0 | 0 | 0 | 0 | 0 | 0 | 0 |
| 23 Alexia Smith | G | 08:32 | 0-2 | 0-1 | 0-0 | 2 | 2 | 3 | 0 | 0 | 2 | 1 | 0 | 0 | 0 | 0 | 0 | 0 | 0 | 0 |
| 32 Cady Pauley | G | 12:39 | 2-6 | 2-5 | 0-0 | 1 | 0 | 1 | 1 | 1 | 6 | 0 | 0 | 0 | 0 | 0 | 0 | 0 | 0 | 0 |
| 0 Olivia McGhee | G | 09:23 | 0-1 | 0-1 | 0-0 | 1 | 0 | 1 | 1 | 0 | 1 | 0 | 0 | 0 | 0 | 0 | 0 | 0 | 0 | 0 |
| 14 Kaydan Lawson | G | 09:36 | 1-2 | 1-1 | 0-0 | 0 | 1 | 1 | 2 | 0 | 3 | 0 | 0 | 0 | 0 | 0 | 0 | 0 | 0 | 0 |
| Totals | | | 27-62 | 10-26 | 5-9 | 12 | 18 | 30 | 25 | 13 | 69 | 22 | 12 | 4 | 6 | 4 | 6 | | | |

Technical Fouls: NONE

Dead Ball Rebounds: 1, 0

| Biggest lead | | CLM | | UVA | | Points from Turnovers | | CLM/UVA | | Period by Period Scoring | | | | | |
|------------------|---------------------------|-----|------------------------|-----|-----|-----------------------|-----|---------|-----|--------------------------|-----|--|--|--|--|
| | | 1st | 2nd | 3rd | 4th | TOT | 1st | 2nd | 3rd | 4th | TOT | | | | |
| Biggest lead | 10 (3 rd 7:16) | 3 | (1 st 8:58) | | | | 13 | 17 | | | | | | | |
| Best Scoring Run | 7 (2 nd 7:33) | 11 | (4 th 7:13) | | | | 28 | 24 | | | | | | | |
| Lead Changes | 7 | | | | | | 18 | 8 | | | | | | | |
| Times Tied | 3 | | | | | | 12 | 13 | | | | | | | |
| Time with Lead | 29:14 | | 08:52 | | | | 7 | 15 | | | | | | | |



Official Basketball Box Score - Final
Virginia at Boston College
 02/08/24 Conte Forum, Boston
 2023-24 Women's Basketball

Game Time: 6:00 PM
 Game Duration: 1:27
 Attendance: 756

Officials: Eric Brewton, Kevin Sparrock, Whitney Armstrong

| Virginia - 73 | | Record: 11-12 (3-9) | | | | | | | | | | | | | Shooting By Period | | | | | |
|-------------------|-----|---------------------|------|-----|-----------|-------|----|----|----|----|--------|----|----|----|--------------------|---------|---------|---------|--------|---|
| NO. Name | Min | FG | 3P | FT | Rebounds | Fouls | TP | AS | TO | ST | Blocks | BS | BA | +/ | 1st FG% | 2nd FG% | 3rd FG% | 4th FG% | GM FG% | |
| | | M-A | M-A | M-A | OR DR TOT | PF | FD | | | | BS | BA | +/ | | | | | | | |
| 12 Edessa Noyan | F | 32:23 | 6-9 | 0-0 | 1-3 | 3 | 6 | 9 | 4 | 3 | 13 | 0 | 3 | 2 | 1 | 9 | | | | |
| 33 Sam Brunelle | F | 24:07 | 3-6 | 2-5 | 2-2 | 2 | 6 | 8 | 3 | 1 | 10 | 3 | 2 | 0 | 1 | 0 | 0 | 0 | 0 | 0 |
| 1 Paris Clark | G | 31:05 | 6-11 | 0-1 | 2-2 | 1 | 2 | 3 | 4 | 1 | 14 | 1 | 5 | 2 | 0 | 0 | 0 | 0 | 0 | 0 |
| 4 Jillian Brown | G | 17:40 | 0-3 | 0-0 | 0-0 | 2 | 3 | 3 | 1 | 0 | 1 | 0 | 0 | 0 | 0 | 0 | 0 | 0 | 0 | 0 |
| 21 Kymora Johnson | G | 31:43 | 3-6 | 0-1 | 4-4 | 0 | 3 | | | | | | | | | | | | | |

2023-24 BOX SCORES

Official Basketball Box Score - Final
Syracuse at Virginia
 2023-24 WWC Home Center, Charlottesville
 Virginia vs #19 Syracuse Women's Basketball NWSN Day

Game Time: 2:00 PM
 Game Duration: 1:58
 Attendance: 6,619



Official Basketball Box Score - Final
Miami (FL) at Virginia
 2023-24 John Paul Jones Arena, Charlottesville
 Virginia vs Miami (FL) Women's Basketball

Game Time: 7:00 PM
 Game Duration: 1:50
 Attendance: 3,968

Officials: Maj Forsberg, Jeffrey Smith, Ashley Goodie

Syracuse - 85 Record: 22-4 (12-3) **Blocks**: 16-10 (6-9)

| NO. Name | Min | FG | | | 3P | | | FT | | | Rebounds | | Fouls | | TP | AS | TO | ST | Blocks | | +/- | | |
|-------------------|---------|-------|-------|-------|-----|-----|-----|----|----|----|----------|----|-------|----|----|----|----|----|--------|---|-----|----|--|
| | | M/A | M/A | M/A | M/A | M/A | M/A | OR | DR | OR | DR | OR | DR | BS | | | | | BA | | | | |
| 21 Santina Wilson | F 10:47 | 0-1 | 0-0 | 0-0 | 0-0 | 0-0 | 0-0 | 2 | 2 | 2 | 1 | 0 | 1 | 1 | 0 | 0 | 0 | 0 | 0 | 0 | 0 | -4 | |
| 22 Kyra Wood | F 24:28 | 4-7 | 0-0 | 1-2 | 5 | 1 | 6 | 1 | 1 | 9 | 2 | 2 | 2 | 0 | 1 | 1 | 0 | 0 | 0 | 0 | 0 | -3 | |
| 2 Dyaisha Fair | G 40:00 | 13-23 | 5-10 | 2-3 | 0 | 4 | 4 | 0 | 7 | 33 | 5 | 3 | 3 | 0 | 2 | 6 | 0 | 0 | 0 | 0 | 0 | 6 | |
| 5 Georgia Woolley | G 37:25 | 7-13 | 4-6 | 8-8 | 0 | 3 | 3 | 1 | 5 | 26 | 5 | 3 | 0 | 0 | 1 | 9 | 0 | 0 | 0 | 0 | 0 | 9 | |
| 25 Aaina Rice | G 36:00 | 3-7 | 2-3 | 2-4 | 2 | 7 | 9 | 1 | 3 | 10 | 2 | 2 | 2 | 0 | 0 | 8 | 0 | 0 | 0 | 0 | 0 | 8 | |
| 23 Ayessa Latham | G 22:39 | 0-2 | 0-0 | 2-2 | 2 | 3 | 5 | 4 | 2 | 2 | 1 | 0 | 1 | 1 | 1 | 4 | 0 | 0 | 0 | 0 | 0 | 1 | |
| 34 Izabel Varejko | 16:35 | 2-2 | 1-1 | 0-0 | 0 | 3 | 2 | 1 | 5 | 1 | 2 | 0 | 0 | 0 | 0 | 1 | 2 | 0 | 0 | 0 | 0 | -1 | |
| 4 Sophie Burrows | 10:00 | 0-1 | 0-0 | 0-0 | 0 | 2 | 2 | 2 | 0 | 0 | 1 | 1 | 1 | 0 | 0 | 0 | 0 | 0 | 0 | 0 | 0 | 1 | |
| Team | | | | | 0 | 1 | 1 | 0 | 0 | 1 | | | | | | | | | | | | | |
| Totals | | 29-56 | 12-20 | 15-19 | 9 | 26 | 35 | 13 | 22 | 85 | 19 | 16 | 6 | 2 | 5 | 6 | | | | | | | |

Technical Fouls: NONE
 Dead Ball Rebounds: 3-0

Virginia - 79 Record: 12-13 (4-10) **Blocks**: 13-13 (5-10)

| NO. Name | Min | FG | | | 3P | | | FT | | | Rebounds | | Fouls | | TP | AS | TO | ST | Blocks | | +/- | |
|--------------------|---------|-------|------|-------|-----|-----|-----|----|----|----|----------|----|-------|----|----|----|----|----|--------|---|-----|-----|
| | | M/A | M/A | M/A | M/A | M/A | M/A | OR | DR | OR | DR | OR | DR | BS | | | | | BA | | | |
| 20 Camryn Taylor | F 30:22 | 9-15 | 0-0 | 2-2 | 6 | 2 | 8 | 3 | 4 | 20 | 2 | 0 | 1 | 0 | 1 | 0 | 1 | 0 | 0 | 0 | 0 | -5 |
| 33 Sam Brunelle | F 28:04 | 3-9 | 2-7 | 2-2 | 0 | 3 | 3 | 1 | 10 | 5 | 0 | 0 | 2 | 0 | 4 | | | | | | | 4 |
| 0 Olivia McGhee | G 24:05 | 1-6 | 0-3 | 0-0 | 1 | 2 | 1 | 0 | 2 | 2 | 1 | 0 | 1 | 0 | 0 | 0 | 0 | 0 | 0 | 0 | 0 | 4 |
| 1 Paris Clark | G 27:16 | 7-11 | 0-1 | 2-2 | 3 | 4 | 7 | 5 | 3 | 16 | 4 | 1 | 1 | 2 | 0 | 9 | 0 | 0 | 0 | 0 | 0 | 0 |
| 21 Kymora Johnson | G 36:32 | 5-18 | 3-9 | 2-2 | 0 | 4 | 4 | 3 | 15 | 10 | 1 | 0 | 6 | 5 | 0 | 0 | 0 | 0 | 0 | 0 | 0 | 0 |
| 12 Edessa Noyan | 09:01 | 2-3 | 0-0 | 0-0 | 2 | 2 | 3 | 1 | 4 | 1 | 0 | 1 | 0 | 1 | 0 | 0 | 0 | 0 | 0 | 0 | 0 | -2 |
| 23 Alexia Smith | 14:00 | 0-0 | 0-0 | 1-2 | 2 | 3 | 1 | 1 | 1 | 0 | 2 | 0 | 0 | 0 | 0 | 0 | 0 | 0 | 0 | 0 | 0 | -20 |
| 4 Jillian Brown | 10:51 | 1-2 | 1-1 | 0-0 | 0 | 0 | 0 | 0 | 3 | 0 | 1 | 0 | 0 | 0 | 0 | 0 | 0 | 0 | 0 | 0 | 0 | 0 |
| 34 London Clarkson | 12:33 | 0-3 | 0-0 | 2-2 | 1 | 0 | 1 | 2 | 2 | 2 | 2 | 1 | 2 | 0 | 0 | 0 | 0 | 0 | 0 | 0 | 0 | -4 |
| 32 Cady Paisley | 07:16 | 2-3 | 2-3 | 0-0 | 0 | 0 | 0 | 1 | 0 | 6 | 1 | 0 | 0 | 0 | 0 | 0 | 0 | 0 | 0 | 0 | 0 | -9 |
| Team | | | | | 2 | 2 | 4 | 0 | 0 | 0 | | | | | | | | | | | | |
| Totals | | 30-70 | 8-24 | 11-12 | 15 | 19 | 34 | 22 | 13 | 79 | 27 | 12 | 10 | 5 | 2 | -6 | | | | | | |

Technical Fouls: NONE
 Dead Ball Rebounds: 0-0

| SYR | UVA | Points from | | Period by Period Scoring | | | | |
|------------------|---------------------------|--------------------------|----------------------------|--------------------------|-----|-----|-----|-----|
| | | Turnovers | Paint | 1st | 2nd | 3rd | 4th | TOT |
| Biggest lead | 18 (2 nd 3:14) | 0 | 11 (3 rd 10:00) | 13 | 17 | | | |
| Best Scoring Run | 8 (1 st 8:07) | 9 (3 rd 6:17) | 22 | 34 | | | | |
| Lead Changes | 0 | Second Chance | 12 | 12 | | | | |
| Times Tied | 0 | Fast Breaks | 16 | 10 | | | | |
| Time with Lead | 39:09 | 00:00 | Bench | 7 | 16 | | | |
| | | | UVA | 10 | 18 | 23 | 28 | 73 |

Miami (FL) - 60 Record: 16-10 (6-9) **Blocks**: 12-13 (3-10)

| NO. Name | Min | FG | | | 3P | | | FT | | | Rebounds | | Fouls | | TP | AS | TO | ST | Blocks | | +/- | |
|-----------------------|---------|-------|------|------|-----|-----|-----|----|----|----|----------|----|-------|----|----|-----|----|----|--------|---|-----|-----|
| | | M/A | M/A | M/A | M/A | M/A | M/A | OR | DR | OR | DR | OR | DR | BS | | | | | BA | | | |
| 32 Lazzaria Spearman | F 24:25 | 2-6 | 0-0 | 0-0 | 0 | 2 | 3 | 5 | 2 | 2 | 3 | 0 | 0 | 0 | 0 | 1 | 0 | 0 | 0 | 0 | 0 | -6 |
| 35 Latachia Lathmore | G 38:29 | 5-13 | 0-0 | 0-0 | 5 | 1 | 6 | 3 | 0 | 10 | 2 | 0 | 1 | 3 | 0 | 0 | 0 | 0 | 0 | 0 | 0 | -19 |
| 5 Jaida Patrick | G 38:29 | 3-10 | 0-3 | 2-2 | 2 | 3 | 5 | 0 | 1 | 8 | 1 | 2 | 0 | 0 | 0 | 0 | 0 | 0 | 0 | 0 | 0 | -14 |
| 21 Ally Stedman | G 10:00 | 0-0 | 0-0 | 0-0 | 0 | 1 | 1 | 2 | 1 | 0 | 0 | 0 | 0 | 0 | 0 | 0 | 0 | 0 | 0 | 0 | -7 | |
| 30 Shayean Day-Wilson | G 40:00 | 4-14 | 1-6 | 2-2 | 0 | 3 | 3 | 3 | 2 | 11 | 4 | 3 | 1 | 0 | 1 | 0 | 1 | 0 | 0 | 0 | -17 | |
| 44 Kyia Oldacre | 23:05 | 7-9 | 0-0 | 0-0 | 3 | 3 | 6 | 4 | 2 | 14 | 0 | 1 | 1 | 1 | 2 | 0 | 0 | 0 | 0 | 0 | 0 | |
| 4 Jasmynne Roberts | 30:00 | 4-12 | 1-6 | 4-6 | 1 | 2 | 2 | 4 | 13 | 3 | 0 | 0 | 0 | 0 | 0 | 0 | 0 | 0 | 0 | 0 | -10 | |
| 12 Ja'Leah Williams | 07:48 | 0-1 | 0-0 | 0-0 | 0 | 0 | 0 | 0 | 0 | 0 | 0 | 0 | 0 | 0 | 0 | 0 | 0 | 0 | 0 | 0 | -3 | |
| 13 Lashae Dwyer | 00:56 | 0-1 | 0-0 | 0-0 | 0 | 0 | 0 | 0 | 0 | 0 | 0 | 0 | 0 | 0 | 0 | 0 | 0 | 0 | 0 | 0 | -3 | |
| Team | | | | | 4 | 2 | 6 | 0 | 0 | 0 | | | | | | | | | | | | |
| Totals | | 25-66 | 2-16 | 8-10 | 17 | 20 | 37 | 16 | 12 | 60 | 12 | 13 | 3 | 2 | 10 | -17 | | | | | | |

Technical Fouls: NONE
 Dead Ball Rebounds: 1-0

Virginia - 77 Record: 13-13 (5-10) **Blocks**: 12-15 (9-10)

| NO. Name | Min | FG | | | 3P | | | FT | | | Rebounds | | Fouls | | TP | AS | TO | ST | Blocks | | +/- | |
|----------------------|---------|-------|-------|-------|-----|-----|-----|----|----|----|----------|----|-------|----|----|----|----|----|--------|---|-----|----|
| | | M/A | M/A | M/A | M/A | M/A | M/A | OR | DR | OR | DR | OR | DR | BS | | | | | BA | | | |
| 20 Camryn Taylor | F 29:44 | 8-12 | 0-0 | 2-4 | 5 | 6 | 11 | 2 | 7 | 18 | 1 | 5 | 3 | 2 | 0 | 14 | | | | | | 14 |
| 33 Sam Brunelle | F 20:49 | 0-4 | 0-3 | 2-2 | 2 | 4 | 6 | 0 | 1 | 2 | 2 | 1 | 1 | 3 | 0 | 0 | 0 | 0 | 0 | 0 | 0 | 15 |
| 1 Paris Clark | G 26:11 | 2-10 | 1-4 | 2-4 | 2 | 3 | 5 | 1 | 2 | 7 | 3 | 2 | 0 | 1 | 1 | 18 | | | | | | 18 |
| 21 Kymora Johnson | G 35:58 | 8-17 | 5-9 | 0-0 | 1 | 3 | 4 | 1 | 1 | 21 | 4 | 4 | 3 | 0 | 1 | 16 | | | | | | 16 |
| 23 Alexia Smith | G 35:00 | 4-6 | 2-3 | 2-2 | 2 | 2 | 3 | 2 | 2 | 12 | 8 | 0 | 1 | 0 | 0 | 20 | | | | | | 20 |
| 4 Jillian Brown | 15:37 | 4-7 | 2-3 | 0-0 | 0 | 0 | 0 | 2 | 0 | 2 | 0 | 1 | 0 | 1 | 0 | 0 | 0 | 0 | 0 | 0 | 0 | -6 |
| 12 Edessa Noyan | 07:51 | 1-1 | 1-1 | 0-0 | 2 | 2 | 2 | 0 | 2 | 0 | 3 | 1 | 1 | 0 | 0 | 0 | 0 | 0 | 0 | 0 | 0 | 5 |
| 14 Kaydan Lawson | 03:50 | 0-0 | 0-0 | 0-0 | 0 | 0 | 0 | 0 | 0 | 1 | 0 | 0 | 0 | 0 | 1 | 0 | 0 | 0 | 0 | 0 | 0 | 5 |
| 34 London Clarkson | 17:40 | 1-3 | 0-0 | 2-2 | 2 | 2 | 4 | 2 | 3 | 4 | 0 | 1 | 0 | 1 | 0 | 0 | 0 | 0 | 0 | 0 | 0 | 2 |
| 0 Olivia McGhee | 03:24 | 0-1 | 0-1 | 0-0 | 0 | 1 | 1 | 0 | 0 | 0 | 0 | 0 | 0 | 0 | 0 | 0 | 0 | 0 | 0 | 0 | 0 | 2 |
| 41 Taylor Lauterbach | 03:56 | 0-2 | 0-1 | 0-0 | 0 | 2 | 2 | 0 | 0 | 0 | 0 | 0 | 0 | 0 | 0 | 0 | 0 | 0 | 0 | 0 | 0 | -1 |
| Team | | | | | 2 | 2 | 4 | 0 | 0 | 0 | | | | | | | | | | | | |
| Totals | | 28-63 | 11-25 | 10-14 | 17 | 25 | 42 | 12 | 16 | 77 | 22 | 15 | 9 | 10 | 2 | 17 | | | | | | |

Technical Fouls: NONE
 Dead Ball Rebounds: 2-0

| MIA | UVA | Points from | | Period by Period Scoring | | | | |
|------------------|---------------------------|---------------------------|-------|--------------------------|-----|-----|-----|-----|
| | | Turnovers | Paint | 1st | 2nd | 3rd | 4th | TOT |
| Biggest lead | 0 (1 st 10:00) | 18 (3 rd 6:37) | 16 | 21 | | | | |
| Best Scoring Run | 11 (3 rd 2:02) | 14 (4 th 0:06) | 38 | 16 | | | | |
| Lead Changes | 0 | Second Chance | 12 | 16 | | | | |
| Times Tied | 1 | Fast Breaks | 4 | 6 | | | | |
| Time with Lead | 00:00 | 38:46 | Bench | 27 | 17 | | | |
| | | | UVA | 22 | 24 | 12 | 19 | 60 |

Official Basketball Box Score - Final
Virginia at Louisville
 2023-24 WWC Home Center, Louisville
 2023-24 Women's Basketball

Game Time: 12:06 PM
 Game Duration: 1:58
 Attendance: 10,305



Official Basketball Box Score - Final
Virginia at Duke
 2023-24 Cameron Indoor Stadium, Durham
 2023-24 Women's Basketball

Game Time: 7:00 PM
 Game Duration: 1:46
 Attendance: 2,005

Officials: Dee Kantner, Angelica Shuffen, Brandon Enterline

Virginia - 73 Record: 14-13 (6-10) **Blocks**: 12-14 (6-3-2-5)

| NO. Name | Min | FG | | | 3P | | | FT | | | Rebounds | | Fouls | | TP | AS | TO | ST | Blocks | | +/- | |
|-----------------|---------|------|-----|-----|-----|-----|-----|----|----|----|----------|----|-------|----|----|----|----|----|--------|--|-----|---|
| | | M/A | M/A | M/A | M/A | M/A | M/A | OR | DR | OR | DR | OR | DR | BS | | | | | BA | | | |
| 2 Camryn Taylor | F 24:56 | 9-14 | 1-1 | 3-6 | 4 | 1 | 5 | 4 | 6 | 22 | 1 | 2 | 0 | 0 | 0 | 9 | | | | | | 9 |
| 33 Sam Brunelle | F 27:56 | 1-6 | 0-4 | 2 | | | | | | | | | | | | | | | | | | |

2023-24 BOX SCORES



Official Basketball Box Score - Final
Virginia Tech at Virginia
 03/03/24 John Paul Jones Arena, Charlottesville
 Virginia vs No. 5 Virginia Tech Women's Basketball

Game Time: 6:00 PM
 Game Duration: 1:50
 Attendance: 11,975

Officials: Eric Brewton, Teresa Sluck, Toni Palillo

| Virginia Tech - 75 | | Record: 23-6 (14-4) | | | | | | | | | | | | | Shooting By Period | | | | | | |
|----------------------|---------|---------------------|-------|------|-----|----|----|----------|----|-------|----|----|----|----|--------------------|----|-------|---------|-------|-------|-------|
| NO. Name | Min | FG | | 3P | | FT | | Rebounds | | Fouls | | TP | AS | ST | Blocks | | +/- | 1st FG% | 3PT% | FT% | |
| | | M-A | M-A | M-A | M-A | OR | DR | PF | FD | BS | BA | | | | | | | | | | |
| 20 Olivia Summiel | F 26:07 | 0-4 | 0-3 | 0-0 | 2-2 | 4 | 2 | 1 | 0 | 4 | 1 | 1 | 1 | 1 | 0 | 0 | -12 | 6-17 | 25.3% | 2-7 | 28.6% |
| 33 Elizabeth Killley | C 22:20 | 9-11 | 0-0 | 2-3 | 1 | 8 | 9 | 1 | 7 | 20 | 1 | 3 | 0 | 4 | 0 | 3 | 2-3 | 66.7% | 2-3 | 66.7% | |
| 5 Georgina Amooore | G 40:00 | 13-26 | 8-15 | 5-7 | 1 | 1 | 2 | 2 | 6 | 39 | 4 | 4 | 2 | 0 | 0 | -5 | 5-11 | 45.5% | 2-8 | 25.0% | |
| 11 Mattilda Ekin | G 30:28 | 0-2 | 0-2 | 0-0 | 2 | 4 | 6 | 3 | 0 | 3 | 4 | 1 | 2 | 0 | 0 | -3 | 1-2 | 50% | 1-2 | 50% | |
| 22 Cayla King | G 22:10 | 1-7 | 1-6 | 0-0 | 0 | 1 | 1 | 4 | 0 | 3 | 1 | 1 | 1 | 0 | 0 | 12 | 9-15 | 60.0% | 2-5 | 40.0% | |
| 1 Carleigh Wenzel | 11:52 | 1-1 | 0-0 | 0-0 | 1 | 0 | 1 | 2 | 1 | 2 | 1 | 2 | 1 | 0 | 0 | -4 | 5-7 | 71.4% | 1-1 | 100% | |
| 10 Carys Baker | 25:41 | 1-5 | 1-5 | 0-0 | 2 | 1 | 3 | 2 | 0 | 3 | 4 | 0 | 0 | 0 | 0 | -9 | 1-1 | 100% | 0-0 | 0% | |
| 13 Clara Strack | 21:22 | 3-5 | 0-0 | 2-3 | 2 | 6 | 8 | 5 | 1 | 8 | 1 | 2 | 0 | 0 | 0 | -7 | 10-31 | 32.3% | 9-13 | 69.2% | |
| Team | | | | | 1 | 3 | 4 | | 0 | 0 | | | | | | | 28-61 | 45.9% | 10-31 | 32.3% | |
| Totals | | 28-61 | 10-31 | 9-13 | 12 | 26 | 38 | 21 | 16 | 75 | 19 | 17 | 6 | 10 | 0 | -5 | | | | | |

Technical Fouls: NONE

Dead Ball Rebounds: 2, 0

| Virginia Tech - 80 | | Record: 15-14 (7-11) | | | | | | | | | | | | | Shooting By Period | | | | | |
|----------------------|---------|----------------------|------|-------|-----|----|----|----------|----|-------|----|----|----|----|--------------------|----|-------|---------|------|-------|
| NO. Name | Min | FG | | 3P | | FT | | Rebounds | | Fouls | | TP | AS | ST | Blocks | | +/- | 1st FG% | 3PT% | FT% |
| | | M-A | M-A | M-A | M-A | OR | DR | PF | FD | BS | BA | | | | | | | | | |
| 20 Camryn Taylor | F 30:31 | 5-15 | 0-1 | 7-8 | 5 | 2 | 7 | 3 | 6 | 17 | 0 | 1 | 2 | 0 | 4 | 6 | 2-6 | 33.3% | 1-2 | 50% |
| 33 Sam Brunelle | F 17:34 | 1-2 | 0-0 | 2-2 | 0 | 1 | 1 | 3 | 1 | 4 | 1 | 0 | 0 | 0 | 1 | 3 | 1-2 | 50% | 0-0 | 0% |
| 1 Paris Clark | G 29:31 | 4-12 | 1-2 | 7-7 | 3 | 3 | 6 | 0 | 7 | 16 | 4 | 2 | 2 | 0 | 2 | 12 | 6-16 | 37.5% | 3-6 | 50% |
| 14 Kaydan Lawson | G 23:08 | 0-2 | 0-2 | 2-6 | 2 | 2 | 4 | 2 | 3 | 2 | 0 | 0 | 1 | 0 | 0 | 10 | 1-4 | 25.0% | 0-0 | 0% |
| 21 Kymora Johnson | G 37:50 | 8-17 | 3-6 | 2-2 | 0 | 4 | 4 | 2 | 2 | 21 | 8 | 0 | 2 | 0 | 1 | 13 | 4-4 | 100% | 0-0 | 0% |
| 23 Alexia Smith | 16:15 | 2-3 | 0-1 | 0-0 | 0 | 2 | 2 | 1 | 0 | 4 | 1 | 1 | 0 | 0 | 0 | -5 | 7-12 | 58.3% | 1-4 | 25.0% |
| 34 London Clarkson | 21:32 | 3-4 | 0-0 | 0-2 | 1 | 4 | 5 | 3 | 1 | 6 | 1 | 0 | 0 | 0 | 1 | 9 | 7-8 | 87.5% | 0-0 | 0% |
| 12 Edessa Noyan | 08:11 | 1-3 | 0-2 | 0-0 | 0 | 0 | 0 | 1 | 0 | 2 | 0 | 0 | 0 | 0 | 0 | -1 | 6-13 | 46.2% | 2-3 | 66.7% |
| 4 Jillian Brown | 11:30 | 2-4 | 2-3 | 2-2 | 0 | 2 | 2 | 0 | 1 | 8 | 0 | 4 | 1 | 0 | 1 | -9 | 10-15 | 66.7% | 2-29 | 75.9% |
| 0 Olivia McGhee | 02:10 | 0-0 | 0-0 | 0-0 | 0 | 0 | 0 | 0 | 0 | 0 | 0 | 0 | 0 | 0 | 0 | -8 | 6-17 | 35.3% | 2-29 | 75.9% |
| 41 Taylor Lauterbach | 01:48 | 0-0 | 0-0 | 0-0 | 0 | 0 | 0 | 1 | 0 | 0 | 0 | 0 | 0 | 0 | 0 | -5 | 22-29 | 75.9% | | |
| Team | | | | | 1 | 3 | 4 | | 0 | 0 | | | | | | | 26-62 | 41.9% | 6-17 | 35.3% |
| Totals | | 26-62 | 6-17 | 22-29 | 12 | 23 | 35 | 16 | 21 | 80 | 15 | 8 | 0 | 10 | 5 | | | | | |

Technical Fouls: NONE

Dead Ball Rebounds: 5, 0

| | VAT | UVA | Points from Turnovers | VAT | UVA | Period by Period Scoring | | | | | |
|------------------|---------------------------|--------------------------|-----------------------|-----|-----|--------------------------|-----|-----|-----|-----|-----|
| | | | 13 | 21 | 24 | 34 | 1st | 2nd | 3rd | 4th | TOT |
| Biggest lead | 6 (2 nd 7:57) | 6 (1 st 6:04) | | | | | 16 | 13 | 25 | 21 | 75 |
| Best Scoring Run | 12 (2 nd 7:57) | 7 (1 st 6:04) | | | | | 17 | 17 | 22 | 24 | 80 |
| Lead Changes | 11 | | | | | | | | | | |
| Times Tied | 10 | | | | | | | | | | |
| Time with Lead | 10:05 | 24:59 | | | | | | | | | |

Game Notes: Highest attendance for a WBB game in the history of the state of Virginia. ♦



Official Basketball Box Score - Final
Wake Forest at Virginia
 03/03/24 Greensboro Coliseum, Greensboro
 2023-24 ACC Women's Basketball

Game Time: 6:30 PM
 Game Duration: 1:47
 Attendance: 6,322

Officials: Dee Karther, Joe Vaszily, Talisa Green

| Wake Forest - 58 | | Record: 7-24 | | | | | | | | | | | | | Shooting By Period | | | | | |
|-----------------------|---------|--------------|------|-------|-----|----|----|----------|----|-------|----|----|----|----|--------------------|-----|-------|---------|-------|-------|
| NO. Name | Min | FG | | 3P | | FT | | Rebounds | | Fouls | | TP | AS | ST | Blocks | | +/- | 1st FG% | 3PT% | FT% |
| | | M-A | M-A | M-A | M-A | OR | DR | PF | FD | BS | BA | | | | | | | | | |
| 5 Malaya Cowles | F 23:05 | 2-4 | 0-1 | 0-0 | 0 | 3 | 3 | 2 | 0 | 4 | 1 | 3 | 0 | 1 | 0 | -6 | 4-11 | 36.4% | 0-3 | 0.0% |
| 2 Kaia Harrison | G 28:37 | 2-7 | 0-1 | 2-4 | 1 | 2 | 3 | 0 | 4 | 6 | 1 | 3 | 1 | 0 | 0 | 1 | 3-4 | 75% | 0-0 | 0% |
| 11 Raegyn Conley | G 16:49 | 0-1 | 0-0 | 0-0 | 0 | 1 | 1 | 0 | 0 | 2 | 1 | 0 | 0 | 0 | 0 | -11 | 6-16 | 37.5% | 2-6 | 33.3% |
| 21 Elisa Williams | G 38:40 | 5-14 | 3-4 | 12-14 | 1 | 8 | 9 | 2 | 9 | 26 | 2 | 2 | 0 | 0 | 3 | 2-6 | 33.3% | 0-0 | 0% | |
| 32 Alexandria Scruggs | G 38:40 | 5-10 | 0-2 | 2-2 | 3 | 2 | 5 | 2 | 2 | 12 | 1 | 4 | 3 | 0 | 0 | 1 | 2-6 | 33.3% | 0-0 | 0% |
| 0 Alyssa Andrews | 16:23 | 2-7 | 1-4 | 1-1 | 3 | 5 | 8 | 1 | 1 | 6 | 0 | 2 | 0 | 0 | 0 | 18 | 2-6 | 33.3% | 0-0 | 0% |
| 12 Kate Deebie | 29:33 | 2-7 | 1-3 | 0-0 | 2 | 0 | 2 | 1 | 0 | 5 | 2 | 0 | 1 | 0 | 0 | -4 | 0-0 | 0% | 0-0 | 0% |
| 22 Madisyn Jordan | 01:52 | 0-0 | 0-0 | 0-0 | 0 | 0 | 0 | 1 | 0 | 0 | 0 | 0 | 0 | 0 | 0 | -7 | 6-6 | 100% | 5-16 | 31.3% |
| 14 Rylie Theuerkauf | 06:21 | 0-1 | 0-1 | 0-0 | 0 | 0 | 0 | 0 | 0 | 0 | 0 | 0 | 0 | 0 | 0 | -2 | 17-21 | 81.0% | 17-21 | 81.0% |
| Team | | | | | 1 | 1 | 2 | | 0 | 0 | | | | | | | 18-51 | 35.3% | 5-16 | 31.3% |
| Totals | | 18-51 | 5-16 | 17-21 | 11 | 22 | 33 | 9 | 16 | 58 | 9 | 15 | 7 | 1 | 0 | 3 | | | | |

Technical Fouls: NONE

Dead Ball Rebounds: 3, 2

| Wake Forest - 55 | | Record: 15-15 | | | | | | | | | | | | | Shooting By Period | | | | | | |
|--------------------|---------|---------------|------|-----|-----|----|----|----------|----|-------|----|----|----|----|--------------------|-----|-------|---------|-------|-------|----|
| NO. Name | Min | FG | | 3P | | FT | | Rebounds | | Fouls | | TP | AS | ST | Blocks | | +/- | 1st FG% | 3PT% | FT% | |
| | | M-A | M-A | M-A | M-A | OR | DR | PF | FD | BS | BA | | | | | | | | | | |
| 20 Camryn Taylor | F 33:28 | 8-14 | 2-2 | 0-0 | 2 | 3 | 5 | 4 | 2 | 18 | 0 | 1 | 0 | 0 | 0 | 1 | 3PT% | 1-4 | 25.0% | 0-0 | 0% |
| 33 Sam Brunelle | F 10:42 | 0-1 | 0-1 | 0-0 | 0 | 0 | 0 | 0 | 1 | 0 | 0 | 0 | 1 | 1 | 0 | -8 | 0-0 | 0% | 0-0 | 0% | |
| 1 Paris Clark | G 31:58 | 3-9 | 1-2 | 0-0 | 2 | 4 | 6 | 5 | 3 | 7 | 6 | 2 | 2 | 0 | 1 | 0 | 5-12 | 41.7% | 0-0 | 0% | |
| 21 Kymora Johnson | G 38:29 | 6-16 | 3-9 | 0-0 | 0 | 9 | 9 | 1 | 1 | 15 | 5 | 3 | 0 | 0 | 0 | 2 | 1-2 | 50.0% | 1-2 | 50.0% | |
| 23 Alexia Smith | G 10:13 | 0-2 | 0-0 | 0-0 | 0 | 0 | 0 | 0 | 0 | 0 | 0 | 0 | 1 | 0 | 0 | -1 | 10-16 | 62.5% | 3-7 | 42.9% | |
| 4 Jillian Brown | 22:26 | 2-6 | 0-3 | 1-2 | 0 | 3 | 3 | 1 | 1 | 5 | 3 | 0 | 0 | 0 | 0 | -1 | 0-0 | 0% | 0-0 | 0% | |
| 12 Edessa Noyan | 22:37 | 2-3 | 0-0 | 0-0 | 2 | 4 | 3 | 0 | 4 | 1 | 0 | 1 | 0 | 0 | 2 | 3-7 | 42.9% | 0-0 | 0% | | |
| 34 London Clarkson | 13:13 | 1-2 | 0-0 | 1-2 | 3 | 0 | 3 | 1 | 2 | 3 | 0 | 3 | 1 | 0 | 0 | -1 | 3-7 | 42.9% | 0-0 | 0% | |
| 0 Olivia McGhee | 09:22 | 1-3 | 1-3 | 0-0 | 0 | 0 | 0 | 0 | 0 | 3 | 0 | 0 | 0 | 0 | 0 | -7 | 3-7 | 42.9% | 2-9 | 22.2% | |
| 32 Cady Pauley | 01:42 | 0-0 | 0-0 | 0-0 | 0 | 0 | 0 | 0 | 0 | 0 | 0 | 0 | 0 | 0 | 0 | -8 | 1-2 | 50% | 2-4 | 50.0% | |
| 14 Kaydan Lawson | 05:50 | 0-2 | 0-2 | 0-0 | 0 | 0 | 0 | 0 | 0 | 0 | 0 | 0 | 1 | 0 | 0 | -2 | 1-2 | 50% | 2-4 | 50.0% | |
| Team | | | | | 1 | 2 | 3 | | 0 | 0 | | | | | | | 23-58 | 39.7% | 7-22 | 31.8% | |
| Totals | | 23-58 | 7-22 | 2-4 | 10 | 23 | 33 | 16 | 9 | 55 | 15 | 5 | 0 | 1 | 3 | | | | | | |

Technical Fouls: NONE

Dead Ball Rebounds: 3, 0

| | WF | UVA | Points from Turnovers | WF | UVA | Period by Period Scoring | | | | | |
|------------------|---------------------------|---------------------------|-----------------------|----|-----|--------------------------|-----|-----|-----|-----|-----|
| | | | 10 | 16 | 24 | 24 | 1st | 2nd | 3rd | 4th | TOT |
| Biggest lead | 8 (4 th 0:18) | 15 (3 rd 1:18) | | | | | 11 | 14 | 10 | 23 | 58 |
| Best Scoring Run | 11 (4 th 0:18) | 9 (3 rd 8:00) | | | | | 11 | 14 | 10 | 23 | 58 |
| Lead Changes | 5 | | | | | | | | | | |
| Times Tied | 9 | | | | | | | | | | |
| Time with Lead | 07:16 | 24:09 | | | | | | | | | |

Game Notes: Game 3 of the 2024 Ally ACC Women's Tournament. ♦



NCAA STATISTICAL LEADERS

Virginia - 2023-24 Women's Basketball Ranking Summary thru games 03/17/2024

| Statistic | National Conference Rank | | Value | National Leader | Value | Conference Leader | |
|---|--------------------------|------|-------|-----------------|-------|-------------------|-------|
| | Rank | Rank | | | | Value | Value |
| Assist/Turnover Ratio (349 ranked) | 67 | 6 | 1.06 | Green Bay | 1.75 | Virginia Tech | 1.33 |
| Assists Per Game (349 ranked) | 48 | 3 | 15.7 | Iowa | 21.9 | Virginia Tech | 16.6 |
| Bench Points Per Game (349 ranked) | 43 | 3 | 22.8 | Murray St. | 36.3 | Miami (FL) | 24.5 |
| Blocks Per Game (349 ranked) | 35 | 6 | 4.5 | South Carolina | 8.0 | Duke | 5.8 |
| Field Goal Percentage (349 ranked) | 200 | 13 | 40.0 | Indiana | 51.0 | Notre Dame | 45.6 |
| Field Goal Percentage Defense (349 ranked) | 150 | 8 | 39.8 | South Carolina | 32.0 | NC State | 35.4 |
| Fouls Per Game (349 ranked) | 310 | 15 | 19.1 | Dartmouth | 10.8 | NC State | 12.6 |
| Free Throw Attempts Per Game (349 ranked) | 118 | 7 | 17.63 | LSU | 26.73 | Louisville | 20.09 |
| Free Throw Percentage (349 ranked) | 27 | 1 | 77.1 | Creighton | 82.5 | Virginia | 77.1 |
| Free Throws Made Per Game (349 ranked) | 62 | 5 | 13.60 | LSU | 20.03 | Louisville | 15.03 |
| Rebound Margin (349 ranked) | 88 | 7 | 3.7 | UCLA | 13.9 | Virginia Tech | 7.8 |
| Rebounds (Defensive) Per Game (349 ranked) | 52 | 5 | 27.5 | James Madison | 32.3 | NC State | 31.9 |
| Rebounds (Offensive) Per Game (349 ranked) | 38 | 2 | 14.0 | Ga. Southern | 17.8 | Syracuse | 16.3 |
| Rebounds Per Game (349 ranked) | 20 | 3 | 41.50 | Troy | 47.63 | NC State | 43.58 |
| Scoring Defense (349 ranked) | 277 | 12 | 69.3 | UAlbany | 50.9 | Duke | 57.7 |
| Scoring Margin (349 ranked) | 135 | 10 | 3.4 | South Carolina | 29.8 | Notre Dame | 18.4 |
| Scoring Offense (349 ranked) | 62 | 7 | 72.8 | Iowa | 92.8 | Notre Dame | 79.2 |
| Steals Per Game (349 ranked) | 130 | 8 | 8.0 | Niagara | 15.3 | Boston College | 11.6 |
| Three Point Attempts Per Game (349 ranked) | 76 | 3 | 22.0 | Marshall | 31.7 | Virginia Tech | 25.8 |
| Three Point Percentage (349 ranked) | 158 | 9 | 31.4 | Indiana | 40.2 | Notre Dame | 35.0 |
| Three Point Percentage Defense (349 ranked) | 147 | 6 | 30.3 | VCU | 23.7 | Notre Dame | 27.5 |
| Three Pointers Per Game (349 ranked) | 91 | 3 | 6.9 | Iowa | 11.3 | Virginia Tech | 9.0 |
| Turnover Margin (349 ranked) | 166 | 10 | 0.40 | West Virginia | 8.87 | Boston College | 5.03 |
| Turnovers Forced Per Game (349 ranked) | 201 | 8 | 15.23 | Niagara | 27.73 | Boston College | 20.70 |
| Turnovers Per Game (349 ranked) | 122 | 8 | 14.8 | Colorado St. | 9.1 | Florida St. | 11.5 |
| Winning Percentage (349 ranked) | 180 | 11 | 50.0 | South Carolina | 100.0 | NC State | 81.8 |

| Statistic | Player | National Conference Rank | | Value | National Leader | Value | Conference Leader | |
|---|---------------------------------|--------------------------|----------|--------------|-----------------------------------|-------|--|-------------|
| | | Rank | Rank | | | | Value | Value |
| Assist/Turnover Ratio (250 ranked) | Kymora Johnson | 83 | 4 | 1.86 | Kiara Jackson, UNLV | 3.43 | Kaylah Ivey, Boston College | 2.98 |
| Assists (150 ranked) | Kymora Johnson | 35 | 5 | 162 | Caitlin Clark, Iowa | 294 | Georgia Amooore, Virginia Tech | 208 |
| Assists Per Game (250 ranked) | Kymora Johnson | 30 | 4 | 5.4 | Caitlin Clark, Iowa | 8.9 | Georgia Amooore, Virginia Tech | 6.9 |
| Blocks (148 ranked) | | | | | Cameron Brink, Stanford | 109 | Makayla Timpson, Florida St. | 84 |
| Blocks Per Game (250 ranked) | | | | | Cameron Brink, Stanford | 3.52 | Makayla Timpson, Florida St. | 2.55 |
| Double Doubles (43 ranked) | | | | | Lauren Gustin, BYU | 30 | Elizabeth Kitley, Virginia Tech | 19 |
| Field Goal Attempts (149 ranked) | Kymora Johnson | 98 | 9 | 420 | Caitlin Clark, Iowa | 748 | Hannah Hidalgo, Notre Dame | 580 |
| Field Goal Percentage (250 ranked) | Camryn Taylor Kymora Johnson | 98 210 | 6 16 | 48.0 41.7 | Mackenzie Holmes, Indiana | 66.7 | Makayla Timpson, Florida St. | 56.8 |
| Field Goals (145 ranked) | Kymora Johnson | 139 | 12 | 175 | Caitlin Clark, Iowa | 344 | Elizabeth Kitley, Virginia Tech | 278 |
| Free Throw Attempts (149 ranked) | | | | | JuJu Watkins, Southern California | 246 | Hannah Hidalgo, Notre Dame Deja Kelly, North Carolina | 221 221 |
| Free Throw Percentage (250 ranked) | Camryn Taylor | 67 | 4 | 84.0 | Maya McDermott, UNI | 96.3 | Kiki Jefferson, Louisville | 89.0 |
| Free Throws (143 ranked) | | | | | JuJu Watkins, Southern California | 208 | Hannah Hidalgo, Notre Dame | 173 |
| Minutes Per Game (150 ranked) | | | | | Benthe Versteeg, Sacramento St. | 38.43 | Dyaisha Fair, Syracuse | 37.33 |
| Points (195 ranked) | Kymora Johnson | 155 | 11 | 467 | Caitlin Clark, Iowa | 1,054 | Hannah Hidalgo, Notre Dame | 747 |
| Points Per Game (250 ranked) | Kymora Johnson Camryn Taylor | 138 174 | 12 13 | 15.6 14.9 | Caitlin Clark, Iowa | 31.9 | Hannah Hidalgo, Notre Dame | 23.3 |
| Rebounds (150 ranked) | | | | | Lauren Gustin, BYU | 493 | Elizabeth Kitley, Virginia Tech Makayla Timpson, Florida St. | 330 330 |
| Rebounds (Defensive) Per Game (29 ranked) | | | | | Lauren Gustin, BYU | 10.3 | Elizabeth Kitley, Virginia Tech | 8.0 |
| Rebounds (Offensive) Per Game (30 ranked) | | | | | Angel Reese, LSU | 5.6 | | |
| Rebounds Per Game (249 ranked) | | | | | Lauren Gustin, BYU | 15.4 | Elizabeth Kitley, Virginia Tech | 11.4 |
| Steals (147 ranked) | | | | | Hannah Hidalgo, Notre Dame | 147 | Hannah Hidalgo, Notre Dame | 147 |
| Steals Per Game (246 ranked) | Kymora Johnson | 168 | 8 | 1.80 | Hannah Hidalgo, Notre Dame | 4.59 | Hannah Hidalgo, Notre Dame | 4.59 |
| Three Point Attempts (149 ranked) | Kymora Johnson | 109 | 7 | 183 | Caitlin Clark, Iowa | 454 | Dyaisha Fair, Syracuse | 282 |
| Three Point Percentage (157 ranked) | | | | | Hannah Kohn, Chattanooga | 47.9 | Matilda Ekh, Virginia Tech | 38.8 |
| Three Pointers (144 ranked) | | | | | Caitlin Clark, Iowa | 173 | Dyaisha Fair, Syracuse | 107 |
| Three Pointers Per Game (247 ranked) | Kymora Johnson | 163 | 7 | 1.97 | Caitlin Clark, Iowa | 5.24 | Dyaisha Fair, Syracuse | 3.57 |
| Triple Doubles (7 ranked) | | | | | Caitlin Clark, Iowa | 6 | Zoe Brooks, NC State Hannah Hidalgo, Notre Dame Alyssa Ustby, North Carolina | 1 1 1 |



OLIVIA MCGHEE

Freshman • Guard • 6-2
 Louisa, Va. • IMG Academy

2023-24

- Scored a season-high 22 points on 9-of-15 shooting in 87-79 win at Wake Forest (2/11)
- Tied her then-season high of 14 points against Wofford (12/16) and No. 19 Notre Dame (1/18)
- Recorded three straight double-digit scoring games against No. 20 North Carolina (1/14), No. 19 Notre Dame (1/18) and No. 15 Florida State (1/21)
- Scored 14 points and tallied five rebounds against No. 25 Oklahoma (11/19)

HIGH SCHOOL

- Ranked No. 45 in the 2023 espnW HoopGurlz recruit rankings
- Four-star recruit
- McDonald's All-America nominee
- Played three years at Louisa County High before transferring to IMG Academy in Florida for her senior season
- Led Louisa County to the program's first Class 4 State Championship her sophomore season, averaging 22.8 points and 11.5 rebounds per game

CAREER STATISTICS

MCGHEE, Olivia

| SEASON | TEAM | GP-GS | MIN | Field Goals | | | 3-Point | | F-Throws | | Rebounds | | | | Scoring | | | | | |
|--------------|------|-------------|-----------------|---------------|-------------|--------------|-------------|--------------|-------------|-----------|-----------|-----------|------------|-------------|-----------|-----------|----------|-----------|------------|------------|
| | | | | FG-FGA | FG% | 3FG-3FGA | 3FG% | FT-FTA | FT% | OFF | DEF | TOT | AVG | PF-FO | A | TO | BLK | STL | PTS | AVG |
| 2023-24 | UVa | 30-8 | 438/14.6 | 64-166 | .386 | 24-82 | .293 | 20-23 | .870 | 19 | 39 | 58 | 1.9 | 25-0 | 11 | 27 | 7 | 17 | 172 | 5.7 |
| TOTAL | | 30-8 | 438/14.6 | 64-166 | .386 | 24-82 | .293 | 20-23 | .870 | 19 | 39 | 58 | 1.9 | 25-0 | 11 | 27 | 7 | 17 | 172 | 5.7 |

Single Game Highs

| Statistic | Value |
|--------------|---|
| Points | 22 at Wake Forest 02/11/24 |
| Rebounds | 7 vs UMES 11/08/23 |
| Assists | 2 vs Tulane 11/24/23, vs Syracuse 02/18/24 |
| Steals | 2 6 times |
| Blocks | 2 vs UMES 11/08/23 |
| FG Made | 9 at Wake Forest 02/11/24 |
| FG Attempts | 15 vs Oklahoma 11/19/23, vs Wofford 12/16/23, at Wake Forest 02/11/24 |
| 3FG Made | 3 at Wake Forest 02/11/24 |
| 3FG Attempts | 8 at Wake Forest 02/11/24 |
| FT Made | 3 vs NC State 12/31/23 |
| FT Attempts | 4 vs NC State 12/31/23 |

2023-24 GAME-BY-GAME STATISTICS

#0 MCGHEE, Olivia

| Opponent | Date | GS | MIN | Total | | 3-Pointers | | Free throws | | Rebounds | | | | PF | A | TO | BLK | STL | PTS | AVG |
|-------------------|------------|----------|---------------|---------------|-------------|--------------|-------------|--------------|-------------|-----------|-----------|-----------|------------|-----------|-----------|-----------|----------|-----------|------------|------------|
| | | | | FG-FGA | PCT | 3FG-3FGA | PCT | FT-FTA | PCT | OFF | DEF | TOT | AVG | | | | | | | |
| UMES | 11/08/2023 | | 24:19 | 4-8 | .500 | 2-4 | .500 | 2-3 | .667 | 1 | 6 | 7 | 7.0 | 1 | 0 | 2 | 2 | 0 | 12 | 12.0 |
| Campbell | 11/12/2023 | | 20:23 | 1-3 | .333 | 1-2 | .500 | 2-2 | 1.000 | 1 | 1 | 2 | 4.5 | 1 | 0 | 2 | 0 | 2 | 5 | 8.5 |
| William & Mary | 11/15/2023 | | 13:26 | 3-6 | .500 | 2-3 | .667 | 2-2 | 1.000 | 1 | 0 | 1 | 3.3 | 0 | 0 | 1 | 0 | 2 | 10 | 9.0 |
| Oklahoma | 11/19/2023 | | 26:32 | 6-15 | .400 | 0-5 | .000 | 2-2 | 1.000 | 1 | 4 | 5 | 3.8 | 3 | 0 | 1 | 1 | 1 | 14 | 10.3 |
| vs Tulane | 11/24/2023 | * | 15:07 | 3-10 | .300 | 1-5 | .200 | 2-2 | 1.000 | 3 | 3 | 6 | 4.2 | 0 | 2 | 1 | 0 | 0 | 9 | 10.0 |
| vs LSU | 11/25/2023 | | 04:40 | 0-2 | .000 | 0-1 | .000 | 0-0 | .000 | 0 | 1 | 1 | 3.7 | 1 | 0 | 1 | 0 | 0 | 0 | 8.3 |
| Missouri | 11/30/2023 | | 03:46 | 0-2 | .000 | 0-2 | .000 | 0-0 | .000 | 0 | 0 | 0 | 3.1 | 1 | 0 | 1 | 0 | 0 | 0 | 7.1 |
| at La Salle | 12/03/2023 | | 08:49 | 1-1 | 1.000 | 0-0 | .000 | 0-0 | .000 | 0 | 0 | 0 | 2.8 | 1 | 0 | 0 | 0 | 0 | 2 | 6.5 |
| Rider | 12/06/2023 | | 07:15 | 2-4 | .500 | 1-3 | .333 | 0-0 | .000 | 0 | 0 | 0 | 2.4 | 0 | 0 | 0 | 0 | 0 | 5 | 6.3 |
| Wofford | 12/16/2023 | | 25:40 | 6-15 | .400 | 2-6 | .333 | 0-0 | .000 | 1 | 2 | 3 | 2.5 | 1 | 0 | 1 | 0 | 1 | 14 | 7.1 |
| Fordham | 12/21/2023 | | 17:15 | 2-8 | .250 | 1-5 | .200 | 0-0 | .000 | 0 | 2 | 2 | 2.5 | 0 | 1 | 1 | 0 | 2 | 5 | 6.9 |
| NC State | 12/31/2023 | | 18:09 | 3-4 | .750 | 2-2 | 1.000 | 3-4 | .750 | 1 | 0 | 1 | 2.3 | 2 | 0 | 1 | 0 | 2 | 11 | 7.3 |
| at Georgia Tech | 01/04/2024 | | 04:20 | 0-1 | .000 | 0-1 | .000 | 0-0 | .000 | 0 | 1 | 1 | 2.2 | 0 | 0 | 1 | 0 | 0 | 0 | 6.7 |
| Duke | 01/07/2024 | | 05:12 | 0-3 | .000 | 0-1 | .000 | 0-0 | .000 | 0 | 1 | 1 | 2.1 | 0 | 0 | 0 | 0 | 1 | 0 | 6.2 |
| at NC State | 01/11/2024 | | 22:25 | 3-10 | .300 | 1-4 | .250 | 2-2 | 1.000 | 2 | 2 | 4 | 2.3 | 1 | 0 | 4 | 0 | 1 | 9 | 6.4 |
| at North Carolina | 01/14/2024 | | 21:36 | 4-7 | .571 | 2-4 | .500 | 2-3 | .667 | 1 | 3 | 4 | 2.4 | 1 | 1 | 2 | 0 | 0 | 12 | 6.8 |
| Notre Dame | 01/18/2024 | * | 29:19 | 5-10 | .500 | 2-4 | .500 | 2-2 | 1.000 | 0 | 2 | 2 | 2.4 | 4 | 1 | 1 | 0 | 2 | 14 | 7.2 |
| at Florida St. | 01/21/2024 | * | 24:26 | 5-10 | .500 | 2-5 | .400 | 0-0 | .000 | 0 | 2 | 2 | 2.3 | 2 | 1 | 1 | 0 | 0 | 12 | 7.4 |
| Pittsburgh | 01/25/2024 | * | 21:59 | 2-9 | .222 | 1-4 | .250 | 0-0 | .000 | 2 | 1 | 3 | 2.4 | 0 | 1 | 1 | 0 | 0 | 5 | 7.3 |
| North Carolina | 01/28/2024 | * | 11:24 | 0-1 | .000 | 0-0 | .000 | 0-0 | .000 | 0 | 1 | 1 | 2.3 | 0 | 0 | 1 | 1 | 0 | 0 | 7.0 |
| at Virginia Tech | 02/01/2024 | * | 05:22 | 0-3 | .000 | 0-1 | .000 | 0-0 | .000 | 0 | 0 | 0 | 2.2 | 0 | 0 | 0 | 0 | 0 | 0 | 6.6 |
| Clemson | 02/04/2024 | | 09:23 | 0-1 | .000 | 0-1 | .000 | 0-0 | .000 | 1 | 0 | 1 | 2.1 | 1 | 1 | 1 | 0 | 0 | 0 | 6.3 |
| at Boston College | 02/08/2024 | | 12:15 | 3-5 | .600 | 0-2 | .000 | 0-0 | .000 | 0 | 2 | 2 | 2.1 | 4 | 0 | 0 | 1 | 0 | 6 | 6.3 |
| at Wake Forest | 02/11/2024 | * | 33:22 | 9-15 | .600 | 3-8 | .375 | 1-1 | 1.000 | 3 | 2 | 5 | 2.3 | 0 | 0 | 2 | 0 | 1 | 22 | 7.0 |
| Syracuse | 02/18/2024 | * | 24:05 | 1-6 | .167 | 0-3 | .000 | 0-0 | .000 | 1 | 1 | 2 | 2.2 | 1 | 2 | 1 | 1 | 0 | 2 | 6.8 |
| Miami (FL) | 02/22/2024 | | 03:24 | 0-1 | .000 | 0-1 | .000 | 0-0 | .000 | 0 | 1 | 1 | 2.2 | 0 | 1 | 0 | 0 | 0 | 0 | 6.5 |
| at Louisville | 02/25/2024 | | 02:59 | 0-1 | .000 | 0-1 | .000 | 0-0 | .000 | 0 | 0 | 0 | 2.1 | 0 | 0 | 0 | 0 | 0 | 0 | 6.3 |
| at Duke | 02/29/2024 | | 09:53 | 0-2 | .000 | 0-1 | .000 | 0-0 | .000 | 0 | 1 | 1 | 2.1 | 0 | 0 | 0 | 1 | 2 | 0 | 6.0 |
| Virginia Tech | 03/03/2024 | | 02:10 | 0-0 | .000 | 0-0 | .000 | 0-0 | .000 | 0 | 0 | 0 | 2.0 | 0 | 0 | 0 | 0 | 0 | 0 | 5.8 |
| vs Wake Forest | 03/06/2024 | | 09:22 | 1-3 | .333 | 1-3 | .333 | 0-0 | .000 | 0 | 0 | 0 | 1.9 | 0 | 0 | 0 | 0 | 0 | 3 | 5.7 |
| Totals | | 8 | 438:16 | 64-166 | .386 | 24-82 | .293 | 20-23 | .870 | 19 | 39 | 58 | 1.9 | 25 | 11 | 27 | 7 | 17 | 172 | 5.7 |

Player Averages

| Games Played | Minutes/game | Points/game | FG Pct | 3FG Pct | FT Pct | Rebounds/game | Assists/game | Turnovers/game | Assist/Turnover ratio | Steals/game | Blocks/game |
|--------------|--------------|-------------|--------|---------|--------|---------------|--------------|----------------|-----------------------|-------------|-------------|
| 30 | 14.6 | 5.7 | 38.6 | 29.3 | 87.0 | 1.9 | 0.4 | 0.9 | 0.4 | 0.6 | 0.2 |



1 Paris Clark

Sophomore • Guard • 5-8
Bronx, N.Y. • Long Island Lutheran • Arizona

2023-24

- Scored 14 points and tallied five steals in win over No. 20 North Carolina
- Recorded her first career double-double with 13 points and a career-high 12 rebounds at Georgia Tech (1/4)
- Tied for a team-best 14 points against Wofford (12/16)
- Scored a career-high 19 points, including 15 in the first half, against No. 7 LSU (11/25)
- Ranked the No. 33 incoming transfer according to ESPN

2022-23 (at Arizona)

- Played in 24 games, including 14 conference matchups
- Averaged 3.8 points per game and totaled three double-digit scoring performances
- Nearly had a double-double at Oregon with 10 rebounds and nine points
- Made a strong career debut with 10 points, seven rebounds and six steals against NAU

High School

- 2022 McDonald's All-American
- 2022 Jordan Brand All-American
- 2022 SLAM All-American
- 2022 New York Gatorade Player of the Year
- Five star recruit ranked No. 21 in the espnW HoopGurlz overall recruit rankings and No. 5 at her position

2023-24 GAME-BY-GAME STATISTICS

#1 CLARK, Paris

| Opponent | Date | GS | MIN | Total | | 3-Pointers | | Free throws | | Rebounds | | | | PF | | | | PTS | AVG | |
|-------------------|------------|----|-----------|---------------|-------------|--------------|-------------|--------------|-------------|-----------|-----------|------------|------------|-----------|-----------|-----------|-----------|-----------|------------|------------|
| | | | | FG-FGA | PCT | 3FG-3FGA | PCT | FT-FTA | PCT | OFF | DEF | TOT | AVG | PF | A | TO | BLK | | | STL |
| Oklahoma | 11/19/2023 | | 07:26 | 0-2 | .000 | 0-1 | .000 | 0-0 | .000 | 0 | 0 | 0 | 0.0 | 1 | 0 | 1 | 0 | 0 | 0 | 0.0 |
| vs Tulane | 11/24/2023 | | 15:02 | 2-4 | .500 | 1-2 | .500 | 0-0 | .000 | 0 | 2 | 2 | 1.0 | 3 | 0 | 1 | 0 | 0 | 5 | 2.5 |
| vs LSU | 11/25/2023 | * | 26:03 | 7-17 | .412 | 1-5 | .200 | 4-4 | 1.000 | 2 | 5 | 7 | 3.0 | 3 | 0 | 1 | 0 | 3 | 19 | 8.0 |
| Missouri | 11/30/2023 | * | 29:24 | 6-13 | .462 | 2-3 | .667 | 0-0 | .000 | 2 | 2 | 4 | 3.3 | 4 | 2 | 2 | 2 | 2 | 14 | 9.5 |
| at La Salle | 12/03/2023 | * | 17:15 | 5-10 | .500 | 0-3 | .000 | 2-2 | 1.000 | 2 | 4 | 6 | 3.8 | 1 | 1 | 2 | 0 | 0 | 12 | 10.0 |
| Rider | 12/06/2023 | * | 13:28 | 1-6 | .167 | 0-2 | .000 | 0-0 | .000 | 3 | 1 | 4 | 3.8 | 0 | 0 | 2 | 1 | 0 | 2 | 8.7 |
| Wofford | 12/16/2023 | * | 24:54 | 5-9 | .556 | 1-3 | .333 | 3-3 | 1.000 | 3 | 2 | 5 | 4.0 | 2 | 3 | 1 | 0 | 1 | 14 | 9.4 |
| Fordham | 12/21/2023 | * | 21:20 | 6-10 | .600 | 1-1 | 1.000 | 2-2 | 1.000 | 0 | 2 | 2 | 3.8 | 1 | 4 | 3 | 0 | 2 | 15 | 10.1 |
| NC State | 12/31/2023 | * | 17:27 | 2-6 | .333 | 2-2 | 1.000 | 1-2 | .500 | 0 | 2 | 2 | 3.6 | 2 | 0 | 1 | 0 | 0 | 7 | 9.8 |
| at Georgia Tech | 01/04/2024 | * | 33:59 | 5-14 | .357 | 0-1 | .000 | 3-4 | .750 | 7 | 5 | 12 | 4.4 | 3 | 3 | 4 | 1 | 3 | 13 | 10.1 |
| Duke | 01/07/2024 | * | 15:13 | 0-4 | .000 | 0-0 | .000 | 2-2 | 1.000 | 1 | 0 | 1 | 4.1 | 3 | 0 | 2 | 1 | 0 | 2 | 9.4 |
| at NC State | 01/11/2024 | * | 18:54 | 3-11 | .273 | 0-1 | .000 | 0-0 | .000 | 3 | 3 | 6 | 4.3 | 4 | 0 | 2 | 0 | 2 | 6 | 9.1 |
| at North Carolina | 01/14/2024 | * | 24:47 | 1-8 | .125 | 0-0 | .000 | 2-2 | 1.000 | 1 | 1 | 2 | 4.1 | 4 | 1 | 1 | 0 | 1 | 4 | 8.7 |
| Notre Dame | 01/18/2024 | * | 27:22 | 6-11 | .545 | 2-3 | .667 | 2-2 | 1.000 | 0 | 7 | 7 | 4.3 | 4 | 4 | 4 | 1 | 3 | 16 | 9.2 |
| at Florida St. | 01/21/2024 | * | 18:00 | 2-5 | .400 | 0-1 | .000 | 1-2 | .500 | 2 | 2 | 4 | 4.3 | 2 | 3 | 6 | 0 | 0 | 5 | 8.9 |
| Pittsburgh | 01/25/2024 | * | 27:41 | 2-8 | .250 | 1-3 | .333 | 2-4 | .500 | 1 | 2 | 3 | 4.2 | 1 | 2 | 4 | 1 | 3 | 7 | 8.8 |
| North Carolina | 01/28/2024 | * | 31:27 | 4-5 | .800 | 1-1 | 1.000 | 5-5 | 1.000 | 1 | 0 | 1 | 4.0 | 3 | 3 | 5 | 0 | 5 | 14 | 9.1 |
| at Virginia Tech | 02/01/2024 | * | 28:10 | 6-13 | .462 | 1-3 | .333 | 5-8 | .625 | 0 | 8 | 8 | 4.2 | 2 | 0 | 1 | 0 | 1 | 18 | 9.6 |
| Clemson | 02/04/2024 | * | 29:55 | 2-8 | .250 | 0-1 | .000 | 0-4 | .000 | 3 | 4 | 7 | 4.4 | 3 | 4 | 1 | 2 | 1 | 4 | 9.3 |
| at Boston College | 02/08/2024 | * | 31:05 | 6-11 | .545 | 0-1 | .000 | 2-2 | 1.000 | 1 | 2 | 3 | 4.3 | 4 | 1 | 5 | 0 | 2 | 14 | 9.6 |
| at Wake Forest | 02/11/2024 | * | 28:26 | 2-6 | .333 | 1-2 | .500 | 1-2 | .500 | 2 | 3 | 5 | 4.3 | 3 | 4 | 3 | 1 | 2 | 6 | 9.4 |
| Syracuse | 02/18/2024 | * | 27:15 | 7-11 | .636 | 0-1 | .000 | 2-2 | 1.000 | 3 | 4 | 7 | 4.5 | 5 | 4 | 1 | 2 | 1 | 16 | 9.7 |
| Miami (FL) | 02/22/2024 | * | 26:11 | 2-10 | .200 | 1-4 | .250 | 2-4 | .500 | 2 | 3 | 5 | 4.5 | 1 | 3 | 2 | 1 | 0 | 7 | 9.6 |
| at Louisville | 02/25/2024 | * | 37:01 | 5-12 | .417 | 0-1 | .000 | 2-2 | 1.000 | 2 | 6 | 8 | 4.6 | 2 | 2 | 0 | 0 | 1 | 12 | 9.7 |
| at Duke | 02/29/2024 | * | 31:23 | 4-10 | .400 | 0-0 | .000 | 4-6 | .667 | 0 | 2 | 2 | 4.5 | 1 | 1 | 2 | 0 | 2 | 12 | 9.8 |
| Virginia Tech | 03/03/2024 | * | 29:31 | 4-12 | .333 | 1-2 | .500 | 7-7 | 1.000 | 3 | 3 | 6 | 4.6 | 0 | 4 | 2 | 0 | 2 | 16 | 10.0 |
| vs Wake Forest | 03/06/2024 | * | 31:58 | 3-9 | .333 | 1-2 | .500 | 0-0 | .000 | 2 | 4 | 6 | 4.6 | 5 | 6 | 2 | 0 | 2 | 7 | 9.9 |
| Totals | | | 24 | 670:38 | .400 | 17-49 | .347 | 54-71 | .761 | 46 | 79 | 125 | 4.6 | 67 | 55 | 61 | 13 | 39 | 267 | 9.9 |

Player Averages

| Games Played | Minutes/game | Points/game | FG Pct | 3FG Pct | FT Pct | Rebounds/game | Assists/game | Turnovers/game | Assist/Turnover ratio | Steals/game | Blocks/game |
|--------------|--------------|-------------|--------|---------|--------|---------------|--------------|----------------|-----------------------|-------------|-------------|
| 27 | 24.8 | 9.9 | 40.0 | 34.7 | 76.1 | 4.6 | 2.0 | 2.3 | 0.9 | 1.4 | 0.5 |

CAREER STATISTICS

CLARK, Paris

| SEASON | TEAM | GP-GS | MIN/AVG | Field Goals | | 3-Point | | F-Throws | | Rebounds | | | | Scoring | | | | | | |
|----------------------|------|--------------|-----------------|----------------|-------------|--------------|-------------|--------------|-------------|-----------|------------|------------|------------|--------------|-----------|-----------|-----------|-----------|------------|------------|
| | | | | FG-FGA | FG% | 3FG-3FGA | 3FG% | FT-FTA | FT% | OFF | DEF | TOT | AVG | PF-FO | A | TO | BLK | STL | PTS | AVG |
| 2022-23 | UA | 24-0 | 318/13.3 | 36-99 | .364 | 9-26 | .346 | 11-24 | .458 | 28 | 38 | 66 | 2.8 | 36-0 | 24 | 14 | 2 | 15 | 92 | 3.8 |
| 2023-24 | UVa | 27-24 | 671/24.8 | 98-245 | .400 | 17-49 | .347 | 54-71 | .761 | 46 | 79 | 125 | 4.6 | 67-2 | 55 | 61 | 13 | 39 | 267 | 9.9 |
| TOTAL FOR UVa | | 27-24 | 671/24.8 | 98-245 | .400 | 17-49 | .347 | 54-71 | .761 | 46 | 79 | 125 | 4.6 | 67-2 | 55 | 61 | 13 | 39 | 267 | 9.9 |
| TOTAL | | 51-24 | 989/19.4 | 134-344 | .390 | 26-75 | .347 | 65-95 | .684 | 74 | 117 | 191 | 3.7 | 103-2 | 79 | 75 | 15 | 54 | 359 | 7.0 |

Single Game Highs

| Statistic | Value | |
|--------------|-------|---|
| Points | 19 | vs LSU 11/25/23 |
| Rebounds | 12 | at Georgia Tech 01/04/24 |
| Assists | 6 | vs Wake Forest 03/06/24 |
| Steals | 6 | vs Northern Ariz. 11/10/22 |
| Blocks | 2 | vs Missouri 11/30/23, vs Clemson 02/04/24, vs Syracuse 02/18/24 |
| FG Made | 7 | vs LSU 11/25/23, vs Syracuse 02/18/24 |
| FG Attempts | 17 | vs LSU 11/25/23 |
| 3FG Made | 2 | 4 times |
| 3FG Attempts | 5 | vs LSU 11/25/23 |
| FT Made | 7 | vs Virginia Tech 03/03/24 |
| FT Attempts | 8 | at Oregon St. 02/25/23, at Virginia Tech 02/01/24 |



4 Jillian Brown

Junior • Guard • 5-10

Grand Rapids, Mich. • East Grand Rapids HS • Northwestern

2023-24

- Scored 11 points, her season high in ACC play, in UVA's win over No. 20 Louisville (2/25)
- Tied her career best of four steals along with 12 points and eight rebounds at La Salle (12/3)
- Recorded first career double-double with 14 points and a career-high 13 rebounds against Maryland Eastern Shore (11/24)

At Northwestern (2021-23)

- Appeared in 57 games with 34 starts, including starting 25 of 27 contests her freshman season
- Averaged 8.0 points, 3.8 rebounds and 2.0 assists per game her freshman season with two 17-point games
- Averaged 6.6 points, 3.4 rebounds and 1.0 assists per game her sophomore season
- Turned in a career performance in the win over No. 4 Michigan, scoring a team-high 18 points while adding eight rebounds, three steals, two blocks and two assists (2/13/22)

High School

- Ranked the No. 44 overall recruit in her class by Prospects Nation, No. 50 by ESPN
- 2021 Jersey Mike's Naismith National High School Girls Trophy Watch List

CAREER STATISTICS

BROWN, Jillian

| SEASON | TEAM | GP-GS | MIN/AVG | Field Goals | | | 3-Point | | F-Throws | | Rebounds | | | | PF-FO | | | TO | | | BLK | | STL | | PTS | | AVG |
|----------------------|------|--------------|------------------|----------------|-------------|---------------|-------------|----------------|-------------|-----------|------------|------------|------------|--------------|------------|------------|-----------|-----------|------------|------------|-----|--|-----|--|-----|--|-----|
| | | | | FG-FGA | FG% | 3FG-3FGA | 3FG% | FT-FTA | FT% | OFF | DEF | TOT | AVG | PF | FO | A | TO | BLK | STL | PTS | AVG | | | | | | |
| 2021-22 | NU | 27-25 | 799/29.6 | 75-225 | .333 | 33-123 | .268 | 32-44 | .727 | 22 | 80 | 102 | 3.8 | 63-1 | 53 | 56 | 12 | 23 | 215 | 8.0 | | | | | | | |
| 2022-23 | NU | 30-9 | 642/21.4 | 64-221 | .290 | 20-101 | .198 | 50-59 | .847 | 30 | 72 | 102 | 3.4 | 62-1 | 30 | 50 | 10 | 30 | 198 | 6.6 | | | | | | | |
| 2023-24 | UVA | 28-8 | 511/18.3 | 54-152 | .355 | 14-48 | .292 | 36-43 | .837 | 36 | 92 | 128 | 4.6 | 47-0 | 44 | 44 | 12 | 16 | 158 | 5.6 | | | | | | | |
| TOTAL FOR UVA | | 28-8 | 511/18.3 | 54-152 | .355 | 14-48 | .292 | 36-43 | .837 | 36 | 92 | 128 | 4.6 | 47-0 | 44 | 44 | 12 | 16 | 158 | 5.6 | | | | | | | |
| TOTAL | | 85-42 | 1952/23.0 | 193-598 | .323 | 67-272 | .246 | 118-146 | .808 | 88 | 244 | 332 | 3.9 | 172-2 | 127 | 150 | 34 | 69 | 571 | 6.7 | | | | | | | |

Single Game Highs

| Statistic | Value | |
|--------------|-------|--|
| Points | 18 | vs Michigan 02/13/22 |
| Rebounds | 13 | vs UMES 11/08/23 |
| Assists | 7 | vs South Dakota 11/25/21 |
| Steals | 4 | at Michigan 12/04/22, at La Salle 12/03/23 |
| Blocks | 3 | vs UMES 11/08/23 |
| FG Made | 7 | vs Michigan 02/13/22, at DePaul 11/21/21, vs William & Mary 11/15/23 |
| FG Attempts | 18 | at DePaul 11/21/21 |
| 3FG Made | 4 | vs Valparaiso 11/27/22 |
| 3FG Attempts | 9 | vs Valparaiso 11/27/22 |
| FT Made | 8 | vs Ohio St. 12/28/22 |
| FT Attempts | 8 | at Penn St. 02/06/22, vs Ohio St. 12/28/22 |

2023-24 GAME-BY-GAME STATISTICS

#4 BROWN, Jillian

| Opponent | Date | GS | MIN | Total | | | 3-Pointers | | Free throws | | Rebounds | | | | PF | | | A | | TO | | BLK | | STL | | PTS | | AVG |
|-------------------|------------|----|----------|---------------|---------------|-------------|--------------|-------------|--------------|-------------|-----------|-----------|------------|------------|-----------|-----------|-----------|-----------|-----------|------------|------------|-----|--|-----|--|-----|--|-----|
| | | | | FG-FGA | PCT | 3FG-3FGA | PCT | FT-FTA | PCT | OFF | DEF | TOT | AVG | PF | A | TO | BLK | STL | PTS | AVG | | | | | | | | |
| UMES | 11/08/2023 | * | 30:28 | 4-10 | .400 | 1-5 | .200 | 5-5 | 1.000 | 1 | 12 | 13 | 13.0 | 3 | 1 | 3 | 3 | 1 | 14 | 14.0 | | | | | | | | |
| Campbell | 11/12/2023 | * | 28:15 | 3-12 | .250 | 0-4 | .000 | 6-6 | 1.000 | 2 | 5 | 7 | 10.0 | 2 | 2 | 0 | 1 | 1 | 12 | 13.0 | | | | | | | | |
| William & Mary | 11/15/2023 | * | 26:32 | 7-13 | .538 | 1-2 | .500 | 2-2 | 1.000 | 1 | 6 | 7 | 9.0 | 2 | 2 | 1 | 0 | 1 | 17 | 14.3 | | | | | | | | |
| Oklahoma | 11/19/2023 | * | 18:09 | 0-6 | .000 | 0-3 | .000 | 0-0 | .000 | 1 | 8 | 9 | 9.0 | 1 | 2 | 2 | 0 | 0 | 10.8 | | | | | | | | | |
| vs Tulane | 11/24/2023 | * | 14:29 | 2-7 | .286 | 0-1 | .000 | 1-1 | 1.000 | 2 | 1 | 3 | 7.8 | 1 | 2 | 1 | 0 | 1 | 5 | 9.6 | | | | | | | | |
| vs LSU | 11/25/2023 | | 18:48 | 2-3 | .667 | 0-0 | .000 | 1-2 | .500 | 4 | 3 | 7 | 7.7 | 1 | 3 | 2 | 1 | 1 | 5 | 8.8 | | | | | | | | |
| Missouri | 11/30/2023 | | 16:48 | 0-4 | .000 | 0-2 | .000 | 5-6 | .833 | 0 | 2 | 2 | 6.9 | 2 | 3 | 0 | 1 | 0 | 5 | 8.3 | | | | | | | | |
| at La Salle | 12/03/2023 | | 20:11 | 5-10 | .500 | 0-3 | .000 | 2-2 | 1.000 | 4 | 4 | 8 | 7.0 | 2 | 3 | 1 | 0 | 4 | 12 | 8.8 | | | | | | | | |
| Rider | 12/06/2023 | | 19:22 | 3-9 | .333 | 0-1 | .000 | 2-5 | .400 | 6 | 5 | 11 | 7.4 | 1 | 3 | 1 | 0 | 2 | 8 | 8.7 | | | | | | | | |
| Wofford | 12/16/2023 | | 11:23 | 0-4 | .000 | 0-2 | .000 | 2-2 | 1.000 | 0 | 3 | 3 | 7.0 | 2 | 1 | 3 | 0 | 0 | 2 | 8.0 | | | | | | | | |
| Fordham | 12/21/2023 | | 11:20 | 0-3 | .000 | 0-0 | .000 | 0-0 | .000 | 0 | 3 | 3 | 6.6 | 0 | 2 | 2 | 0 | 0 | 0 | 7.3 | | | | | | | | |
| NC State | 12/31/2023 | | 16:31 | 0-2 | .000 | 0-0 | .000 | 0-0 | .000 | 4 | 2 | 6 | 6.6 | 1 | 0 | 1 | 0 | 1 | 0 | 6.7 | | | | | | | | |
| at Georgia Tech | 01/04/2024 | | 22:50 | 2-7 | .286 | 0-1 | .000 | 1-2 | .500 | 2 | 2 | 4 | 6.4 | 1 | 1 | 2 | 1 | 1 | 5 | 6.5 | | | | | | | | |
| Duke | 01/07/2024 | * | 27:56 | 1-6 | .167 | 1-1 | 1.000 | 2-2 | 1.000 | 0 | 5 | 5 | 6.3 | 4 | 3 | 0 | 1 | 0 | 5 | 6.4 | | | | | | | | |
| Notre Dame | 01/18/2024 | | 08:57 | 1-2 | .500 | 0-0 | .000 | 4-4 | 1.000 | 1 | 1 | 2 | 6.0 | 3 | 1 | 0 | 0 | 0 | 6 | 6.4 | | | | | | | | |
| at Florida St. | 01/21/2024 | | 20:38 | 4-6 | .667 | 2-2 | 1.000 | 0-0 | .000 | 2 | 4 | 6 | 6.0 | 3 | 0 | 2 | 1 | 0 | 10 | 6.6 | | | | | | | | |
| Pittsburgh | 01/25/2024 | | 14:21 | 1-2 | .500 | 0-1 | .000 | 0-0 | .000 | 1 | 3 | 4 | 5.9 | 0 | 1 | 3 | 0 | 1 | 2 | 6.4 | | | | | | | | |
| North Carolina | 01/28/2024 | | 18:09 | 1-4 | .250 | 0-2 | .000 | 0-0 | .000 | 1 | 4 | 5 | 5.8 | 2 | 4 | 0 | 0 | 1 | 2 | 6.1 | | | | | | | | |
| at Virginia Tech | 02/01/2024 | | 28:15 | 3-7 | .429 | 0-0 | .000 | 0-0 | .000 | 0 | 4 | 4 | 5.7 | 1 | 1 | 2 | 0 | 0 | 6 | 6.1 | | | | | | | | |
| Clemson | 02/04/2024 | * | 12:34 | 0-1 | .000 | 0-1 | .000 | 0-0 | .000 | 0 | 1 | 1 | 5.5 | 3 | 1 | 1 | 0 | 0 | 0 | 5.8 | | | | | | | | |
| at Boston College | 02/08/2024 | * | 17:40 | 0-3 | .000 | 0-0 | .000 | 0-0 | .000 | 2 | 3 | 5 | 5.5 | 3 | 1 | 3 | 0 | 0 | 0 | 5.5 | | | | | | | | |
| at Wake Forest | 02/11/2024 | | 02:27 | 0-1 | .000 | 0-0 | .000 | 0-0 | .000 | 0 | 1 | 1 | 5.3 | 0 | 1 | 1 | 0 | 0 | 0 | 5.3 | | | | | | | | |
| Syracuse | 02/18/2024 | | 10:51 | 1-2 | .500 | 1-1 | 1.000 | 0-0 | .000 | 0 | 0 | 0 | 5.0 | 2 | 0 | 1 | 0 | 0 | 3 | 5.2 | | | | | | | | |
| Miami (FL) | 02/22/2024 | | 15:37 | 4-7 | .571 | 2-3 | .667 | 0-0 | .000 | 0 | 0 | 0 | 4.8 | 2 | 2 | 1 | 1 | 0 | 10 | 5.4 | | | | | | | | |
| at Louisville | 02/25/2024 | | 30:03 | 4-7 | .571 | 3-5 | .600 | 0-0 | .000 | 2 | 4 | 6 | 4.9 | 3 | 1 | 2 | 1 | 1 | 11 | 5.6 | | | | | | | | |
| at Duke | 02/29/2024 | | 14:53 | 2-4 | .500 | 1-2 | .500 | 0-0 | .000 | 0 | 1 | 1 | 4.7 | 1 | 0 | 2 | 0 | 0 | 5 | 5.6 | | | | | | | | |
| Virginia Tech | 03/03/2024 | | 11:30 | 2-4 | .500 | 2-3 | .667 | 2-2 | 1.000 | 0 | 2 | 2 | 4.6 | 0 | 0 | 4 | 0 | 1 | 8 | 5.7 | | | | | | | | |
| vs Wake Forest | 03/06/2024 | | 22:26 | 2-6 | .333 | 0-3 | .000 | 1-2 | .500 | 0 | 3 | 3 | 4.6 | 1 | 3 | 3 | 0 | 0 | 5 | 5.6 | | | | | | | | |
| Totals | | | 8 | 511:23 | 54-152 | .355 | 14-48 | .292 | 36-43 | .837 | 36 | 92 | 128 | 4.6 | 47 | 44 | 44 | 12 | 16 | 158 | 5.6 | | | | | | | |

Player Averages

| Games Played | Minutes/game | Points/game | FG Pct | 3FG Pct | FT Pct | Rebounds/game | Assists/game | Turnovers/game | Assist/Turnover ratio | Steals/game | Blocks/game |
|--------------|--------------|-------------|--------|---------|--------|---------------|--------------|----------------|-----------------------|-------------|-------------|
| 28 | 18.3 | 5.6 | 35.5 | 29.2 | 83.7 | 4.6 | 1.6 | 1.6 | 1.0 | 0.6 | 0.4 |



5 Yonta Vaughn

Sophomore • Guard • 5-8
District Heights, Md. • Bishop McNamara HS

2023-24

- Scored a career-high 16 points in 73-66 road win over Boston College (2/8)
- Recorded 14 points in 81-59 win over Tulane (11/24)

2022-23

- All-ACC Academic Team
- Appeared in 28 games with seven starts, averaging 3.4 points and 2.3 rebounds per game
- 1.88 assist-to-turnover ratio with 79 assists to 42 turnovers
- Made her collegiate debut in the season-opener, grabbing six rebounds with four assists in 18 minutes (11/7)
- Had her first double-digit scoring game in her second outing, putting up 10 in the win against UMBC (11/10)
- Made her first collegiate start at Notre Dame, scoring five points with four assists (1/22)
- Dished eight assists at Syracuse, the most by a Cavalier in a single game this season (1/26)
- ACC Academic Honor Roll

Background

- Four-year starting point guard for nationally-ranked Bishop McNamara High School
- No. 72 in the ESPN HoopGurlz rankings and No. 15 point guard
- McDonald's All-American nominee
- 2021-22 All-WCAC Second Team

2023-24 GAME-BY-GAME STATISTICS

#5 VAUGHN, Yonta

| Opponent | Date | GS | MIN | Total | | 3-Pointers | | Free throws | | Rebounds | | | | PF | A | TO | BLK | STL | PTS | AVG |
|-------------------|------------|----------|---------------|--------------|-------------|--------------|-------------|-------------|-------------|----------|-----------|-----------|------------|-----------|-----------|-----------|----------|-----------|-----------|------------|
| | | | | FG-FGA | PCT | 3FG-3FGA | PCT | FT-FTA | PCT | OFF | DEF | TOT | AVG | | | | | | | |
| UMES | 11/08/2023 | | 30:28 | 2-6 | .333 | 1-3 | .333 | 0-2 | .000 | 1 | 3 | 4 | 4.0 | 0 | 8 | 1 | 1 | 2 | 5 | 5.0 |
| Campbell | 11/12/2023 | | 18:24 | 1-3 | .333 | 0-2 | .000 | 0-0 | .000 | 0 | 3 | 3 | 3.5 | 0 | 4 | 2 | 0 | 0 | 2 | 3.5 |
| William & Mary | 11/15/2023 | | 21:46 | 2-5 | .400 | 0-2 | .000 | 0-0 | .000 | 0 | 4 | 4 | 3.7 | 4 | 3 | 2 | 0 | 1 | 4 | 3.7 |
| Oklahoma | 11/19/2023 | | 10:16 | 0-5 | .000 | 0-2 | .000 | 0-0 | .000 | 0 | 0 | 0 | 2.8 | 0 | 2 | 0 | 0 | 0 | 0 | 2.8 |
| vs Tulane | 11/24/2023 | | 24:36 | 5-11 | .455 | 4-8 | .500 | 0-0 | .000 | 1 | 4 | 5 | 3.2 | 1 | 4 | 1 | 0 | 0 | 14 | 5.0 |
| vs LSU | 11/25/2023 | | 23:41 | 5-8 | .625 | 3-4 | .750 | 0-1 | .000 | 0 | 1 | 1 | 2.8 | 0 | 7 | 1 | 0 | 0 | 13 | 6.3 |
| Missouri | 11/30/2023 | | 13:50 | 0-3 | .000 | 0-1 | .000 | 0-0 | .000 | 0 | 0 | 0 | 2.4 | 0 | 3 | 0 | 0 | 1 | 0 | 5.4 |
| at La Salle | 12/03/2023 | | 20:12 | 2-4 | .500 | 0-0 | .000 | 0-0 | .000 | 0 | 5 | 5 | 2.8 | 1 | 6 | 4 | 0 | 0 | 4 | 5.3 |
| Rider | 12/06/2023 | | 20:11 | 1-3 | .333 | 1-3 | .333 | 0-0 | .000 | 0 | 3 | 3 | 2.8 | 1 | 3 | 0 | 0 | 2 | 3 | 5.0 |
| NC State | 12/31/2023 | | 06:44 | 0-4 | .000 | 0-3 | .000 | 0-0 | .000 | 0 | 1 | 1 | 2.6 | 0 | 1 | 1 | 0 | 0 | 0 | 4.5 |
| at Georgia Tech | 01/04/2024 | | 16:35 | 1-6 | .167 | 0-3 | .000 | 0-0 | .000 | 0 | 2 | 2 | 2.5 | 3 | 3 | 1 | 0 | 1 | 2 | 4.3 |
| Duke | 01/07/2024 | | 30:22 | 2-8 | .250 | 0-3 | .000 | 1-2 | .500 | 0 | 4 | 4 | 2.7 | 2 | 6 | 5 | 0 | 1 | 5 | 4.3 |
| at NC State | 01/11/2024 | | 17:47 | 3-8 | .375 | 1-4 | .250 | 0-0 | .000 | 0 | 2 | 2 | 2.6 | 1 | 2 | 0 | 0 | 2 | 7 | 4.5 |
| at North Carolina | 01/14/2024 | | 23:35 | 1-6 | .167 | 1-3 | .333 | 0-0 | .000 | 0 | 1 | 1 | 2.5 | 0 | 3 | 3 | 0 | 0 | 3 | 4.4 |
| Notre Dame | 01/18/2024 | | 07:03 | 1-3 | .333 | 0-1 | .000 | 2-2 | 1.000 | 0 | 0 | 0 | 2.3 | 1 | 3 | 0 | 0 | 0 | 4 | 4.4 |
| at Boston College | 02/08/2024 | | 29:30 | 6-13 | .462 | 2-2 | 1.000 | 2-2 | 1.000 | 0 | 3 | 3 | 2.4 | 1 | 3 | 2 | 0 | 0 | 16 | 5.1 |
| at Wake Forest | 02/11/2024 | | 08:45 | 1-3 | .333 | 1-1 | 1.000 | 0-0 | .000 | 0 | 2 | 2 | 2.4 | 1 | 1 | 2 | 0 | 0 | 3 | 5.0 |
| Totals | | 0 | 323:44 | 33-99 | .333 | 14-45 | .311 | 5-9 | .556 | 2 | 38 | 40 | 2.4 | 16 | 60 | 27 | 1 | 10 | 85 | 5.0 |

Player Averages

| Games Played | Minutes/game | Points/game | FG Pct | 3FG Pct | FT Pct | Rebounds/game | Assists/game | Turnovers/game | Assist/Turnover ratio | Steals/game | Blocks/game |
|--------------|--------------|-------------|--------|---------|--------|---------------|--------------|----------------|-----------------------|-------------|-------------|
| 17 | 19.0 | 5.0 | 33.3 | 31.1 | 55.6 | 2.4 | 3.5 | 1.6 | 2.2 | 0.6 | 0.1 |

CAREER STATISTICS

VAUGHN, Yonta

| SEASON | TEAM | GP-GS | MIN/AVG | Field Goals | | 3-Point | | F-Throws | | Rebounds | | | | Scoring | | | | | | |
|--------------|------|-------------|-----------------|---------------|-------------|---------------|-------------|--------------|-------------|-----------|-----------|------------|------------|-------------|------------|-----------|----------|-----------|------------|------------|
| | | | | FG-FGA | FG% | 3FG-3FGA | 3FG% | FT-FTA | FT% | OFF | DEF | TOT | AVG | PF-FO | A | TO | BLK | STL | PTS | AVG |
| 2022-23 | UVa | 28-7 | 521/18.6 | 35-132 | .265 | 17-69 | .246 | 8-11 | .727 | 8 | 55 | 63 | 2.3 | 25-0 | 79 | 42 | 8 | 17 | 95 | 3.4 |
| 2023-24 | UVa | 17-0 | 324/19.0 | 33-99 | .333 | 14-45 | .311 | 5-9 | .556 | 2 | 38 | 40 | 2.4 | 16-0 | 60 | 27 | 1 | 10 | 85 | 5.0 |
| TOTAL | | 45-7 | 844/18.8 | 68-231 | .294 | 31-114 | .272 | 13-20 | .650 | 10 | 93 | 103 | 2.3 | 41-0 | 139 | 69 | 9 | 27 | 180 | 4.0 |

Single Game Highs

| Statistic | Value | |
|--------------|-------|--|
| Points | 16 | at Boston College 02/08/24 |
| Rebounds | 7 | at Pittsburgh 02/05/23, vs Louisville 02/09/23 |
| Assists | 8 | at Syracuse 01/26/23, vs UMES 11/08/23 |
| Steals | 2 | 6 times |
| Blocks | 2 | vs George Washington 11/07/22, vs Florida St. 01/19/23, at Syracuse 01/26/23 |
| FG Made | 6 | at Boston College 02/08/24 |
| FG Attempts | 13 | at Boston College 02/08/24 |
| 3FG Made | 4 | vs Tulane 11/24/23 |
| 3FG Attempts | 8 | vs Tulane 11/24/23 |
| FT Made | 4 | vs Boston College 01/15/23 |
| FT Attempts | 4 | vs Boston College 01/15/23, vs NC State 02/12/23 |



10 Mir McLean

Senior • Guard/Forward • 5-11

Baltimore, Md. • Roland Park County School • UConn

2022-23

- All-ACC Academic Team
- After missing the opener with an injury, made her season debut against UMBC, scoring 13 points, on 5-of-6 shooting, with eight rebounds (11/10)
- Logged her third career double-double at American with 11 points and 11 rebounds (11/20)
- Had a double-double of 11 points and a career-high 15 rebounds against Minnesota, giving her two double-doubles in three games (11/26)
- Followed the Minnesota game with her third double-double of the season with 11 points and 14 rebounds against ECU (11/27)
- Had her third-straight double-double (fourth in five games) at Penn State, scoring a career-high 24 points with 13 rebounds, while also dishing five assists (11/30)
- Had a double-double by halftime of the win at William & Mary (18 & 13), finishing the game with 22 points and a career-high 17 rebounds (12/7)
- Suffered a season-ending knee injury in the NC State game (1/8). She had grabbed 11 rebounds in the contest before leaving the game in the third quarter. She was ranked third in the ACC and 34th in the nation with 9.6 rebounds per game and led the ACC and is 22nd in the nation in offensive rebounds per game at 3.9 when her season ended. She ranked second on the team in scoring, averaging 12.2 points per game. She had a team-best five double-doubles this season

Background

- Four-year starting point guard for nationally-ranked Bishop McNamara High School
- No. 72 in the ESPN HoopGurlz rankings and No. 15 point guard
- Ranked as the No. 49 recruit by Collegiate Girls Basketball and No. 66 by All-Star Girls Report
- McDonald's All-American nominee
- Two-time Washington Post All-Met honorable mention
- 2021-22 All-WCAC Second Team

2023-24 GAME-BY-GAME STATISTICS

CAREER STATISTICS

MCLEAN, Mir

| SEASON | TEAM | GP-GS | MIN/AVG | Field Goals | | 3-Point | | F-Throws | | Rebounds | | | | Scoring | | | | | | |
|----------------------|-------|--------------|-----------------|----------------|-------------|-------------|-------------|---------------|-------------|------------|------------|------------|------------|--------------|-----------|-----------|-----------|-----------|------------|-------------|
| | | | | FG-FGA | FG% | 3FG-3FGA | 3FG% | FT-FTA | FT% | OFF | DEF | TOT | AVG | PF-FO | A | TO | BLK | STL | PTS | AVG |
| 2020-21 | UConn | 24-0 | 171/7.1 | 26-56 | .464 | 1-3 | .333 | 15-20 | .750 | 25 | 26 | 51 | 2.1 | 25-0 | 11 | 13 | 6 | 6 | 68 | 2.8 |
| 2021-22 | UConn | 14-9 | 314/22.4 | 45-104 | .433 | 1-7 | .143 | 34-50 | .680 | 43 | 50 | 93 | 6.6 | 42-2 | 7 | 29 | 13 | 17 | 125 | 8.9 |
| 2022-23 | UVa | 15-13 | 345/23.0 | 66-115 | .574 | 2-4 | .500 | 49-75 | .653 | 58 | 86 | 144 | 9.6 | 43-4 | 23 | 31 | 9 | 26 | 183 | 12.2 |
| TOTAL FOR UVa | | 26-22 | 651/25.0 | 111-218 | .509 | 3-11 | .273 | 83-123 | .675 | 100 | 135 | 235 | 9.0 | 85-6 | 30 | 60 | 22 | 43 | 308 | 11.8 |
| TOTAL | | 53-22 | 830/15.7 | 137-275 | .498 | 4-14 | .286 | 98-145 | .676 | 126 | 162 | 288 | 5.4 | 110-6 | 41 | 73 | 28 | 49 | 376 | 7.1 |

Single Game Highs

| Statistic | Value | |
|--------------|-------|---|
| Points | 24 | at Penn St. 11/30/22 |
| Rebounds | 17 | at William & Mary 12/07/22 |
| Assists | 5 | at Penn St. 11/30/22 |
| Steals | 5 | vs Wake Forest 11/13/22 |
| Blocks | 3 | vs Virginia Tech 01/27/22, vs Duke 02/17/22 |
| FG Made | 8 | vs Syracuse 02/08/22 |
| FG Attempts | 12 | vs Syracuse 02/08/22, at Wake Forest 02/13/22 |
| 3FG Made | 1 | 4 times |
| 3FG Attempts | 2 | vs Miami (FL) 02/15/22, vs Virginia Tech 01/27/22, at American 11/20/22 |
| FT Made | 9 | at Penn St. 11/30/22 |
| FT Attempts | 11 | at Penn St. 11/30/22, at William & Mary 12/07/22 |



12 Edessa Noyan

Freshman • Forward • 6-3
Södertälje, Sweden • Täljegymnasiet

2023-24

- Scored a career-high 13 points on 6-of-8 shooting in road win over Boston College (2/8)
- Added a career-best nine rebounds in win over the Eagles
- Scored nine points at then-No. 17 Virginia Tech (2/1)
- Put up eight points in 91-87 road win over then-No. 15 Florida State (1/21)
- Pulled down eight rebounds against Campbell (11/12)

Background

- Named to the U20 Swedish Junior National Team roster for the 2023 Nordic Championships and the U20 European Championships
- Helped the Swedish U 18 Junior National Team win the 2022 Nordic Championships, averaging 18.8 points per game while also pacing the squad in rebounding during their run
- Represented her country in Division A of the 2022 U18 European Championships
- Played on the Sodertälje Club Team, one of the best teams in Sweden's top division

CAREER STATISTICS

NOYAN, Edessa

| | | Field Goals | | 3-Point | | F-Throws | | Rebounds | | | | Scoring | | | | | | | | |
|--------------|------|-------------|-----------------|--------------|-------------|-------------|-------------|--------------|-------------|-----------|-----------|-----------|------------|-------------|-----------|-----------|-----------|-----------|-----------|------------|
| SEASON | TEAM | GP-GS | MIN/AVG | FG-FGA | FG% | 3FG-3FGA | 3FG% | FT-FTA | FT% | OFF | DEF | TOT | AVG | PF-FO | A | TO | BLK | STL | PTS | AVG |
| 2023-24 | UVa | 26-3 | 341/13.1 | 31-58 | .534 | 4-10 | .400 | 12-16 | .750 | 26 | 47 | 73 | 2.8 | 55-4 | 10 | 23 | 12 | 11 | 78 | 3.0 |
| TOTAL | | 26-3 | 341/13.1 | 31-58 | .534 | 4-10 | .400 | 12-16 | .750 | 26 | 47 | 73 | 2.8 | 55-4 | 10 | 23 | 12 | 11 | 78 | 3.0 |

Single Game Highs

| Statistic | Value | |
|--------------|-------|---|
| Points | 13 | at Boston College 02/08/24 |
| Rebounds | 9 | at Boston College 02/08/24 |
| Assists | 2 | vs William & Mary 11/15/23, vs Clemson 02/04/24 |
| Steals | 2 | vs Rider 12/06/23, at Boston College 02/08/24 |
| Blocks | 3 | vs North Carolina 01/28/24 |
| FG Made | 6 | at Boston College 02/08/24 |
| FG Attempts | 8 | at Boston College 02/08/24 |
| 3FG Made | 1 | 4 times |
| 3FG Attempts | 3 | vs North Carolina 01/28/24 |
| FT Made | 4 | at Florida St. 01/21/24 |
| FT Attempts | 4 | at Florida St. 01/21/24 |

2023-24 GAME-BY-GAME STATISTICS

#12 NOYAN, Edessa

| Opponent | Date | GS | MIN | Total | | 3-Pointers | | Free throws | | Rebounds | | | | PF | A | TO | BLK | STL | PTS | AVG | |
|-------------------|------------|----|----------|---------------|--------------|-------------|-------------|-------------|--------------|-------------|-----------|-----------|-----------|------------|-----------|-----------|-----------|-----------|-----------|-----------|------------|
| | | | | FG-FGA | PCT | 3FG-3FGA | PCT | FT-FTA | PCT | OFF | DEF | TOT | AVG | | | | | | | | |
| UMES | 11/08/2023 | * | 15:05 | 2-2 | 1.000 | 1-1 | 1.000 | 0-0 | .000 | 3 | 3 | 6 | 6.0 | 3 | 1 | 2 | 0 | 1 | 5 | 5.0 | |
| Campbell | 11/12/2023 | | 13:00 | 1-3 | .333 | 0-0 | .000 | 0-0 | .000 | 2 | 6 | 8 | 7.0 | 2 | 0 | 2 | 0 | 1 | 2 | 3.5 | |
| William & Mary | 11/15/2023 | | 14:20 | 0-1 | .000 | 0-0 | .000 | 1-2 | .500 | 1 | 4 | 5 | 6.3 | 0 | 2 | 1 | 1 | 0 | 1 | 2.7 | |
| Oklahoma | 11/19/2023 | | 04:16 | 0-1 | .000 | 0-0 | .000 | 0-0 | .000 | 0 | 1 | 1 | 5.0 | 0 | 0 | 1 | 1 | 0 | 0 | 2.0 | |
| vs Tulane | 11/24/2023 | | 10:02 | 0-1 | .000 | 0-0 | .000 | 0-0 | .000 | 0 | 1 | 1 | 4.2 | 1 | 0 | 0 | 0 | 0 | 0 | 1.6 | |
| vs LSU | 11/25/2023 | | 05:38 | 0-1 | .000 | 0-0 | .000 | 0-0 | .000 | 0 | 1 | 1 | 3.7 | 2 | 0 | 2 | 0 | 0 | 0 | 1.3 | |
| Missouri | 11/30/2023 | | 05:53 | 0-1 | .000 | 0-0 | .000 | 0-0 | .000 | 0 | 3 | 3 | 3.6 | 3 | 0 | 0 | 1 | 0 | 0 | 1.1 | |
| at La Salle | 12/03/2023 | | 04:02 | 1-2 | .500 | 0-0 | .000 | 0-0 | .000 | 0 | 0 | 0 | 3.1 | 0 | 0 | 0 | 0 | 0 | 2 | 1.3 | |
| Rider | 12/06/2023 | | 15:10 | 3-7 | .429 | 1-2 | .500 | 1-2 | .500 | 4 | 2 | 6 | 3.4 | 1 | 0 | 1 | 1 | 2 | 8 | 2.0 | |
| Duke | 01/07/2024 | | 04:08 | 0-0 | .000 | 0-0 | .000 | 0-0 | .000 | 0 | 1 | 1 | 3.2 | 0 | 0 | 0 | 0 | 0 | 0 | 1.8 | |
| at NC State | 01/11/2024 | | 01:43 | 0-0 | .000 | 0-0 | .000 | 0-0 | .000 | 0 | 0 | 0 | 2.9 | 0 | 0 | 0 | 0 | 0 | 0 | 1.6 | |
| at North Carolina | 01/14/2024 | | 04:50 | 0-0 | .000 | 0-0 | .000 | 0-0 | .000 | 1 | 1 | 2 | 2.8 | 2 | 1 | 0 | 0 | 0 | 0 | 1.5 | |
| Notre Dame | 01/18/2024 | | 12:03 | 1-2 | .500 | 0-0 | .000 | 0-0 | .000 | 0 | 0 | 0 | 2.6 | 2 | 0 | 0 | 2 | 0 | 2 | 1.5 | |
| at Florida St. | 01/21/2024 | | 25:05 | 2-2 | 1.000 | 0-0 | .000 | 4-4 | 1.000 | 0 | 4 | 4 | 2.7 | 5 | 0 | 1 | 1 | 1 | 8 | 2.0 | |
| Pittsburgh | 01/25/2024 | | 16:01 | 1-3 | .333 | 0-1 | .000 | 0-0 | .000 | 0 | 3 | 3 | 2.7 | 1 | 0 | 1 | 0 | 0 | 2 | 2.0 | |
| North Carolina | 01/28/2024 | | 22:42 | 2-5 | .400 | 1-3 | .333 | 0-0 | .000 | 0 | 2 | 2 | 2.7 | 5 | 1 | 2 | 3 | 0 | 5 | 2.2 | |
| at Virginia Tech | 02/01/2024 | | 29:25 | 3-5 | .600 | 0-0 | .000 | 3-3 | 1.000 | 2 | 1 | 3 | 2.7 | 2 | 0 | 0 | 0 | 1 | 9 | 2.6 | |
| Clemson | 02/04/2024 | | 28:05 | 2-3 | .667 | 0-0 | .000 | 2-2 | 1.000 | 2 | 2 | 4 | 2.8 | 5 | 2 | 1 | 0 | 0 | 6 | 2.8 | |
| at Boston College | 02/08/2024 | * | 32:23 | 6-8 | .750 | 0-0 | .000 | 1-3 | .333 | 3 | 6 | 9 | 3.1 | 4 | 0 | 3 | 2 | 2 | 13 | 3.3 | |
| at Wake Forest | 02/11/2024 | * | 17:58 | 0-0 | .000 | 0-0 | .000 | 0-0 | .000 | 0 | 2 | 2 | 3.1 | 5 | 0 | 2 | 0 | 0 | 0 | 3.2 | |
| Syracuse | 02/18/2024 | | 09:01 | 2-3 | .667 | 0-0 | .000 | 0-0 | .000 | 0 | 2 | 2 | 3.0 | 3 | 1 | 0 | 0 | 1 | 4 | 3.2 | |
| Miami (FL) | 02/22/2024 | | 07:51 | 1-1 | 1.000 | 1-1 | 1.000 | 0-0 | .000 | 2 | 0 | 2 | 3.0 | 2 | 1 | 1 | 0 | 0 | 3 | 3.2 | |
| at Louisville | 02/25/2024 | | 07:14 | 0-0 | .000 | 0-0 | .000 | 0-0 | .000 | 4 | 0 | 4 | 3.0 | 3 | 0 | 2 | 0 | 0 | 0 | 3.0 | |
| at Duke | 02/29/2024 | | 04:39 | 1-1 | 1.000 | 0-0 | .000 | 0-0 | .000 | 0 | 0 | 0 | 2.9 | 0 | 0 | 1 | 0 | 1 | 2 | 3.0 | |
| Virginia Tech | 03/03/2024 | | 08:11 | 1-3 | .333 | 0-2 | .000 | 0-0 | .000 | 0 | 0 | 0 | 2.8 | 1 | 0 | 0 | 0 | 0 | 2 | 3.0 | |
| vs Wake Forest | 03/06/2024 | | 22:37 | 2-3 | .667 | 0-0 | .000 | 0-0 | .000 | 2 | 2 | 4 | 2.8 | 3 | 1 | 0 | 0 | 1 | 4 | 3.0 | |
| Totals | | | 3 | 341:22 | 31-58 | .534 | 4-10 | .400 | 12-16 | .750 | 26 | 47 | 73 | 2.8 | 55 | 10 | 23 | 12 | 11 | 78 | 3.0 |

Player Averages

| Games Played | Minutes/ game | Points/ game | FG Pct | 3FG Pct | FT Pct | Rebounds/ game | Assists/ game | Turnovers/ game | Assist/Turnover ratio | Steals/ game | Blocks/ game |
|--------------|---------------|--------------|--------|---------|--------|----------------|---------------|-----------------|-----------------------|--------------|--------------|
| 26 | 13.1 | 3.0 | 53.4 | 40.0 | 75.0 | 2.8 | 0.4 | 0.9 | 0.4 | 0.4 | 0.5 |



14 Kaydan Lawson

Senior • Guard • 6-0
Cleveland, Ohio • Orange HS

2022-23

- All-ACC Academic Team
- Appeared in 28 games with 18 starts
- Averaged 5.6 points and 4.5 rebounds per game. Had 30 steals with 15 blocked shots
- Scored a career-high 18 points in the opener against GW, passing her previous high of 14 against BC last season (11/7)
- 5-of-8 shooting for 15 points in the win against Wake Forest (11/13)
- Grabbed a career-high 15 rebounds against Boston College, also logging her first career double-double with 11 points (1/15)
- ACC Academic Honor Roll

2021-22

- Appeared in 26 of 27 games, missing the season-opener at JMU
- Averaged 4.3 points per game with 4.4 rebounds
- Had a team-high nine rebounds against USC, her first time leading the team in rebounds (11/14)
- Scored 10 points in the Richmond game, her first double-digit scoring game of the year (11/29)
- Led the team in rebounding at George Washington while also logging her second double-digit scoring game with 10 points (12/5)
- Made her first career start at Georgia Tech (1/9)
- Grabbed a career-high 14 rebounds at North Carolina (1/20), the highest single-game effort by a Cavalier this season

2023-24 GAME-BY-GAME STATISTICS

#14 LAWSON, Kaydan

| Opponent | Date | GS | MIN | Total | | 3-Pointers | | Free throws | | Rebounds | | | | PF | | A | | TO | BLK | STL | PTS | AVG |
|-------------------|------------|----------|---------------|--------------|-------------|-------------|-------------|--------------|-------------|-----------|-----------|-----------|------------|-----------|----------|-----------|----------|-----------|-----------|------------|-----|-----|
| | | | | FG-FGA | PCT | 3FG-3FGA | PCT | FT-FTA | PCT | OFF | DEF | TOT | AVG | P | A | | | | | | | |
| Oklahoma | 11/19/2023 | | 15:30 | 2-4 | .500 | 1-3 | .333 | 1-2 | .500 | 1 | 3 | 4 | 4.0 | 3 | 1 | 0 | 0 | 2 | 6 | 6.0 | | |
| vs Tulane | 11/24/2023 | | 16:33 | 0-3 | .000 | 0-1 | .000 | 0-0 | .000 | 1 | 3 | 4 | 4.0 | 4 | 0 | 0 | 0 | 0 | 0 | 3.0 | | |
| vs LSU | 11/25/2023 | | 01:38 | 0-0 | .000 | 0-0 | .000 | 0-0 | .000 | 0 | 0 | 0 | 2.7 | 0 | 0 | 0 | 0 | 0 | 0 | 2.0 | | |
| at La Salle | 12/03/2023 | | 11:10 | 3-6 | .500 | 1-3 | .333 | 0-0 | .000 | 2 | 1 | 3 | 2.8 | 0 | 1 | 1 | 0 | 0 | 7 | 3.3 | | |
| Rider | 12/06/2023 | | 12:06 | 1-3 | .333 | 1-2 | .500 | 0-2 | .000 | 1 | 2 | 3 | 2.8 | 1 | 0 | 0 | 0 | 0 | 3 | 3.2 | | |
| Wofford | 12/16/2023 | | 15:42 | 2-5 | .400 | 0-2 | .000 | 0-0 | .000 | 2 | 4 | 6 | 3.3 | 0 | 1 | 4 | 0 | 2 | 4 | 3.3 | | |
| Fordham | 12/21/2023 | | 15:23 | 2-4 | .500 | 2-4 | .500 | 0-0 | .000 | 0 | 4 | 4 | 3.4 | 3 | 3 | 1 | 0 | 0 | 6 | 3.7 | | |
| NC State | 12/31/2023 | | 12:22 | 0-1 | .000 | 0-1 | .000 | 1-2 | .500 | 0 | 1 | 1 | 3.1 | 0 | 1 | 0 | 0 | 0 | 1 | 3.4 | | |
| at Georgia Tech | 01/04/2024 | | 08:59 | 0-0 | .000 | 0-0 | .000 | 4-4 | 1.000 | 3 | 1 | 4 | 3.2 | 1 | 0 | 0 | 0 | 0 | 4 | 3.4 | | |
| Duke | 01/07/2024 | | 06:45 | 0-0 | .000 | 0-0 | .000 | 0-0 | .000 | 0 | 0 | 0 | 2.9 | 1 | 0 | 0 | 0 | 0 | 0 | 3.1 | | |
| at NC State | 01/11/2024 | | 12:46 | 1-2 | .500 | 0-1 | .000 | 2-2 | 1.000 | 1 | 1 | 2 | 2.8 | 1 | 0 | 0 | 0 | 1 | 4 | 3.2 | | |
| at North Carolina | 01/14/2024 | | 05:51 | 0-0 | .000 | 0-0 | .000 | 0-0 | .000 | 0 | 0 | 0 | 2.6 | 2 | 0 | 0 | 0 | 0 | 0 | 2.9 | | |
| Notre Dame | 01/18/2024 | | 10:18 | 1-3 | .333 | 0-1 | .000 | 0-0 | .000 | 1 | 2 | 3 | 2.6 | 2 | 0 | 1 | 1 | 1 | 2 | 2.8 | | |
| at Florida St. | 01/21/2024 | | 07:44 | 0-1 | .000 | 0-1 | .000 | 0-0 | .000 | 0 | 1 | 1 | 2.5 | 1 | 0 | 0 | 1 | 0 | 0 | 2.6 | | |
| Pittsburgh | 01/25/2024 | | 12:44 | 0-4 | .000 | 0-4 | .000 | 0-0 | .000 | 1 | 5 | 6 | 2.7 | 2 | 0 | 2 | 0 | 1 | 0 | 2.5 | | |
| North Carolina | 01/28/2024 | | 00:05 | 0-0 | .000 | 0-0 | .000 | 0-0 | .000 | 0 | 0 | 0 | 2.6 | 0 | 0 | 0 | 0 | 0 | 0 | 2.3 | | |
| at Virginia Tech | 02/01/2024 | | 06:48 | 1-1 | 1.000 | 1-1 | 1.000 | 0-0 | .000 | 0 | 1 | 1 | 2.5 | 2 | 0 | 1 | 1 | 0 | 3 | 2.4 | | |
| Clemson | 02/04/2024 | | 09:36 | 1-2 | .500 | 1-1 | 1.000 | 0-0 | .000 | 0 | 1 | 1 | 2.4 | 2 | 0 | 0 | 0 | 1 | 3 | 2.4 | | |
| at Boston College | 02/08/2024 | | 19:29 | 0-3 | .000 | 0-2 | .000 | 2-2 | 1.000 | 1 | 2 | 3 | 2.4 | 3 | 1 | 3 | 1 | 2 | 2 | 2.4 | | |
| at Wake Forest | 02/11/2024 | | 07:45 | 0-1 | .000 | 0-0 | .000 | 3-4 | .750 | 0 | 1 | 1 | 2.4 | 4 | 0 | 1 | 0 | 0 | 3 | 2.4 | | |
| Miami (FL) | 02/22/2024 | | 03:50 | 0-0 | .000 | 0-0 | .000 | 0-0 | .000 | 0 | 0 | 0 | 2.2 | 0 | 0 | 0 | 1 | 1 | 0 | 2.3 | | |
| at Duke | 02/29/2024 | | 13:52 | 0-0 | .000 | 0-0 | .000 | 0-0 | .000 | 0 | 1 | 1 | 2.2 | 2 | 0 | 0 | 0 | 1 | 0 | 2.2 | | |
| Virginia Tech | 03/03/2024 | * | 23:08 | 0-2 | .000 | 0-2 | .000 | 2-6 | .333 | 2 | 2 | 4 | 2.3 | 2 | 0 | 0 | 0 | 1 | 2 | 2.2 | | |
| vs Wake Forest | 03/06/2024 | | 05:50 | 0-2 | .000 | 0-2 | .000 | 0-0 | .000 | 0 | 0 | 0 | 2.2 | 0 | 0 | 1 | 0 | 0 | 0 | 2.1 | | |
| Totals | | 1 | 255:54 | 14-47 | .298 | 7-31 | .226 | 15-24 | .625 | 16 | 36 | 52 | 2.2 | 36 | 8 | 15 | 5 | 13 | 50 | 2.1 | | |

Player Averages

| Games Played | Minutes/game | Points/game | FG Pct | 3FG Pct | FT Pct | Rebounds/game | Assists/game | Turnovers/game | Assist/Turnover ratio | Steals/game | Blocks/game |
|--------------|--------------|-------------|--------|---------|--------|---------------|--------------|----------------|-----------------------|-------------|-------------|
| 24 | 10.7 | 2.1 | 29.8 | 22.6 | 62.5 | 2.2 | 0.3 | 0.6 | 0.5 | 0.5 | 0.2 |

CAREER STATISTICS

LAWSON, Kaydan

| SEASON | TEAM | GP-GS | MIN | AVG | FG-FGA | FG% | 3FG-3FGA | 3FG% | FT-FTA | FT% | OFF | DEF | TOT | AVG | PF-FO | A | TO | BLK | STL | PTS | AVG |
|--------------|------|--------------|-------------|-------------|----------------|-------------|---------------|-------------|---------------|-------------|-----------|------------|------------|------------|--------------|------------|------------|-----------|-----------|------------|------------|
| 2020-21 | UVa | 5-1 | 125 | 24.9 | 14-42 | .333 | 3-9 | .333 | 14-18 | .778 | 6 | 10 | 16 | 3.2 | 14-0 | 11 | 19 | 4 | 7 | 45 | 9.0 |
| 2021-22 | UVa | 26-1 | 522 | 20.1 | 41-146 | .281 | 9-59 | .153 | 20-38 | .526 | 35 | 79 | 114 | 4.4 | 66-3 | 43 | 46 | 10 | 21 | 111 | 4.3 |
| 2022-23 | UVa | 28-18 | 623 | 22.3 | 51-165 | .309 | 24-88 | .273 | 30-44 | .682 | 38 | 89 | 127 | 4.5 | 73-2 | 39 | 50 | 15 | 30 | 156 | 5.6 |
| 2023-24 | UVa | 24-1 | 256 | 10.7 | 14-47 | .298 | 7-31 | .226 | 15-24 | .625 | 16 | 36 | 52 | 2.2 | 36-0 | 8 | 15 | 5 | 13 | 50 | 2.1 |
| TOTAL | | 83-21 | 1525 | 18.4 | 120-400 | .300 | 43-187 | .230 | 79-124 | .637 | 95 | 214 | 309 | 3.7 | 189-5 | 101 | 130 | 34 | 71 | 362 | 4.4 |

Single Game Highs

| Statistic | Value | |
|--------------|-------|--|
| Points | 18 | vs George Washington 11/07/22 |
| Rebounds | 15 | vs Boston College 01/15/23 |
| Assists | 5 | vs Syracuse 02/08/22, vs North Carolina 01/12/23 |
| Steals | 4 | vs Duke 02/19/23 |
| Blocks | 2 | 6 times |
| FG Made | 7 | vs George Washington 11/07/22 |
| FG Attempts | 15 | at Duke 01/23/22 |
| 3FG Made | 4 | vs George Washington 11/07/22 |
| 3FG Attempts | 8 | vs Duke 02/19/23 |
| FT Made | 5 | vs East Carolina 11/29/20, vs Clemson 12/10/20, vs Campbell 11/23/22 |
| FT Attempts | 7 | vs Campbell 11/23/22 |



20 Camryn Taylor

Fifth Year • Forward • 6-2
Peoria, Ill. • Richwoods HS • Marquette

2023-24

- Scored a game-high 22 points in UVA's road win over No. 20 Louisville (2/25)
- Posted 18 points and 11 rebounds to claim her 12th career double-double in win over Miami (2/22)
- Led UVA with 20 points against No. 19 Syracuse (2/18) in her second game back from injury
- Registered a double-double with 11 points and 10 rebounds in UVA's 91-87 road win at No. 15 Florida State
- Recorded a double-double with 17 points and a career-high 15 rebounds against No. 3 NC State (12/31)
- Finished with 18 points and 13 rebounds in UVA's win over Rider (12/6)
- Her 13 rebounds against the Broncs also tied her career high
- Finished a career-best 10-for-10 at the free throw at La Salle (12/3)
- Recorded her 12th career 20-point game with 22 points in UVA's 76-52 win over UMES (11/8)
- Also made a career-high eight free throws on nine attempts against the Hawks

2022-23

- All-ACC Second Team
- Started all 30 games, leading the team in scoring (13.9 ppg) and rebounding (6.3 rpg)
- Finished 10th in the ACC in points per game

2023-24 GAME-BY-GAME STATISTICS

#20 TAYLOR, Camryn

| Opponent | Date | GS | MIN | Total | | 3-Pointers | | Free throws | | Rebounds | | | | PF | | | | PTS | AVG | | |
|-------------------|------------|----|-----------|---------------|----------------|-------------|--------------|-------------|---------------|-------------|-----------|-----------|------------|------------|-----------|-----------|-----------|-----------|-----------|------------|-------------|
| | | | | FG-FGA | PCT | 3FG-3FGA | PCT | FT-FTA | PCT | OFF | DEF | TOT | AVG | PF | A | TO | BLK | | | STL | |
| UMES | 11/08/2023 | * | 31:03 | 7-15 | .467 | 0-3 | .000 | 8-9 | .889 | 7 | 2 | 9 | 9.0 | 3 | 1 | 5 | 0 | 1 | 22 | 22.0 | |
| Campbell | 11/12/2023 | * | 27:45 | 5-12 | .417 | 0-0 | .000 | 6-6 | 1.000 | 1 | 2 | 3 | 6.0 | 3 | 0 | 2 | 4 | 2 | 16 | 19.0 | |
| William & Mary | 11/15/2023 | * | 23:40 | 4-12 | .333 | 0-0 | .000 | 4-5 | .800 | 3 | 4 | 7 | 6.3 | 3 | 1 | 2 | 2 | 1 | 12 | 16.7 | |
| Oklahoma | 11/19/2023 | * | 24:07 | 6-12 | .500 | 0-0 | .000 | 5-5 | 1.000 | 5 | 1 | 6 | 6.3 | 4 | 1 | 2 | 1 | 2 | 17 | 16.8 | |
| vs Tulane | 11/24/2023 | * | 17:10 | 4-6 | .667 | 0-0 | .000 | 0-0 | .000 | 1 | 2 | 3 | 5.6 | 2 | 0 | 0 | 1 | 1 | 8 | 15.0 | |
| vs LSU | 11/25/2023 | * | 20:50 | 1-9 | .111 | 0-0 | .000 | 2-2 | 1.000 | 2 | 2 | 4 | 5.3 | 3 | 0 | 1 | 2 | 1 | 4 | 13.2 | |
| Missouri | 11/30/2023 | * | 39:12 | 10-19 | .526 | 0-0 | .000 | 6-7 | .857 | 4 | 5 | 9 | 5.9 | 3 | 1 | 1 | 1 | 0 | 26 | 15.0 | |
| at La Salle | 12/03/2023 | * | 21:35 | 0-5 | .000 | 0-0 | .000 | 10-10 | 1.000 | 2 | 3 | 5 | 5.8 | 4 | 2 | 0 | 0 | 1 | 10 | 14.4 | |
| Rider | 12/06/2023 | * | 27:18 | 7-11 | .636 | 0-0 | .000 | 4-4 | 1.000 | 7 | 6 | 13 | 6.6 | 2 | 0 | 3 | 0 | 1 | 18 | 14.8 | |
| Wofford | 12/16/2023 | * | 16:17 | 6-9 | .667 | 0-0 | .000 | 1-2 | .500 | 3 | 1 | 4 | 6.3 | 3 | 0 | 1 | 0 | 0 | 13 | 14.6 | |
| Fordham | 12/21/2023 | * | 26:13 | 4-9 | .444 | 0-0 | .000 | 2-3 | .667 | 4 | 4 | 8 | 6.5 | 4 | 2 | 3 | 2 | 0 | 10 | 14.2 | |
| NC State | 12/31/2023 | * | 31:02 | 7-16 | .438 | 2-2 | 1.000 | 1-2 | .500 | 4 | 11 | 15 | 7.2 | 4 | 1 | 3 | 0 | 0 | 17 | 14.4 | |
| at Georgia Tech | 01/04/2024 | * | 32:29 | 7-12 | .583 | 1-1 | 1.000 | 4-4 | 1.000 | 0 | 4 | 4 | 6.9 | 4 | 0 | 2 | 1 | 2 | 19 | 14.8 | |
| Duke | 01/07/2024 | * | 21:57 | 5-10 | .500 | 0-1 | .000 | 7-9 | .778 | 2 | 0 | 2 | 6.6 | 5 | 0 | 0 | 0 | 0 | 17 | 14.9 | |
| at NC State | 01/11/2024 | * | 27:56 | 9-16 | .563 | 2-2 | 1.000 | 2-4 | .500 | 3 | 3 | 6 | 6.5 | 5 | 0 | 3 | 2 | 0 | 22 | 15.4 | |
| at North Carolina | 01/14/2024 | * | 26:13 | 5-15 | .333 | 2-3 | .667 | 4-4 | 1.000 | 3 | 4 | 7 | 6.6 | 4 | 0 | 2 | 0 | 1 | 16 | 15.4 | |
| Notre Dame | 01/18/2024 | * | 14:27 | 2-7 | .286 | 0-2 | .000 | 2-2 | 1.000 | 1 | 2 | 3 | 6.4 | 5 | 0 | 2 | 1 | 0 | 6 | 14.9 | |
| at Florida St. | 01/21/2024 | * | 16:29 | 5-10 | .500 | 1-1 | 1.000 | 0-0 | .000 | 3 | 7 | 10 | 6.6 | 5 | 0 | 1 | 1 | 0 | 11 | 14.7 | |
| Pittsburgh | 01/25/2024 | * | 08:50 | 1-5 | .200 | 0-1 | .000 | 2-2 | 1.000 | 1 | 0 | 1 | 6.3 | 0 | 0 | 0 | 1 | 0 | 4 | 14.1 | |
| at Wake Forest | 02/11/2024 | * | 19:23 | 5-7 | .714 | 2-2 | 1.000 | 2-2 | 1.000 | 1 | 1 | 2 | 6.1 | 5 | 0 | 0 | 2 | 0 | 14 | 14.1 | |
| Syracuse | 02/18/2024 | * | 30:22 | 9-15 | .600 | 0-0 | .000 | 2-2 | 1.000 | 6 | 2 | 8 | 6.1 | 3 | 2 | 0 | 0 | 1 | 20 | 14.4 | |
| Miami (FL) | 02/22/2024 | * | 29:44 | 8-12 | .667 | 0-0 | .000 | 2-4 | .500 | 5 | 6 | 11 | 6.4 | 2 | 1 | 5 | 2 | 3 | 18 | 14.5 | |
| at Louisville | 02/25/2024 | * | 24:56 | 9-14 | .643 | 1-1 | 1.000 | 3-6 | .500 | 4 | 1 | 5 | 6.3 | 4 | 1 | 2 | 0 | 0 | 22 | 14.9 | |
| at Duke | 02/29/2024 | * | 28:11 | 4-11 | .364 | 0-1 | .000 | 3-4 | .750 | 2 | 1 | 3 | 6.2 | 4 | 1 | 1 | 0 | 1 | 11 | 14.7 | |
| Virginia Tech | 03/03/2024 | * | 30:31 | 5-15 | .333 | 0-1 | .000 | 7-8 | .875 | 5 | 2 | 7 | 6.2 | 3 | 0 | 1 | 0 | 2 | 17 | 14.8 | |
| vs Wake Forest | 03/06/2024 | * | 33:28 | 8-14 | .571 | 2-2 | 1.000 | 0-0 | .000 | 2 | 3 | 5 | 6.2 | 4 | 0 | 1 | 0 | 0 | 18 | 14.9 | |
| Totals | | | 24 | 651:07 | 143-298 | .480 | 13-23 | .565 | 89-106 | .840 | 81 | 79 | 160 | 6.2 | 91 | 14 | 43 | 23 | 20 | 388 | 14.9 |

Player Averages

| Games Played | Minutes/game | Points/game | FG Pct | 3FG Pct | FT Pct | Rebounds/game | Assists/game | Turnovers/game | Assist/Turnover ratio | Steals/game | Blocks/game |
|--------------|--------------|-------------|--------|---------|--------|---------------|--------------|----------------|-----------------------|-------------|-------------|
| 26 | 25.0 | 14.9 | 48.0 | 56.5 | 84.0 | 6.2 | 0.5 | 1.7 | 0.3 | 0.8 | 0.9 |

CAREER STATISTICS

TAYLOR, Camryn

| SEASON | TEAM | GP-GS | MIN/AVG | Field Goals | | 3-Point | | F-Throws | | Rebounds | | | | Scoring | | | | | | |
|----------------------|------|---------------|------------------|-----------------|-------------|--------------|-------------|----------------|-------------|------------|------------|------------|------------|---------------|------------|------------|-----------|-----------|-------------|-------------|
| | | | | FG-FGA | FG% | 3FG-3FGA | 3FG% | FT-FTA | FT% | OFF | DEF | TOT | AVG | PF-FO | A | TO | BLK | STL | PTS | AVG |
| 2019-20 | Marq | 31-0 | 506/16.3 | 114-214 | .533 | 0-0 | .000 | 59-94 | .628 | 47 | 71 | 118 | 3.8 | 74-1 | 22 | 40 | 17 | 12 | 287 | 9.3 |
| 2020-21 | Marq | 26-26 | 640/24.6 | 128-248 | .516 | 0-3 | .000 | 55-82 | .671 | 74 | 105 | 179 | 6.9 | 85-3 | 44 | 53 | 10 | 15 | 311 | 12.0 |
| 2021-22 | UVa | 12-12 | 326/27.2 | 60-149 | .403 | 2-11 | .182 | 32-43 | .744 | 25 | 48 | 73 | 6.1 | 38-2 | 14 | 34 | 5 | 15 | 154 | 12.8 |
| 2022-23 | UVa | 30-30 | 748/24.9 | 168-366 | .459 | 3-18 | .167 | 79-106 | .745 | 75 | 110 | 185 | 6.2 | 105-6 | 21 | 71 | 23 | 34 | 418 | 13.9 |
| 2023-24 | UVa | 26-24 | 651/25.0 | 143-298 | .480 | 13-23 | .565 | 89-106 | .840 | 81 | 79 | 160 | 6.2 | 91-5 | 14 | 43 | 23 | 20 | 388 | 14.9 |
| TOTAL FOR UVa | | 68-66 | 1726/25.4 | 371-813 | .456 | 18-52 | .346 | 200-255 | .784 | 181 | 237 | 418 | 6.1 | 234-13 | 49 | 148 | 51 | 69 | 960 | 14.1 |
| TOTAL | | 125-92 | 2872/23.0 | 613-1275 | .481 | 18-55 | .327 | 314-431 | .729 | 302 | 413 | 715 | 5.7 | 393-17 | 115 | 241 | 78 | 96 | 1558 | 12.5 |

Single Game Highs

| Statistic | Value |
|--------------|---|
| Points | 27 vs Milwaukee 12/02/20, at Creighton 02/01/21, at James Madison 11/09/21 |
| Rebounds | 15 vs NC State 12/31/23 |
| Assists | 5 at Butler 01/24/21 |
| Steals | 3 7 times |
| Blocks | 4 vs Morgan St. 12/18/22, vs Campbell 11/12/23 |
| FG Made | 12 vs Milwaukee 12/02/20, at Creighton 02/01/21 |
| FG Attempts | 22 vs Minnesota 11/26/22 |
| 3FG Made | 2 5 times |
| 3FG Attempts | 3 vs George Washington 11/07/22, vs UMES 11/08/23, at North Carolina 01/14/24 |
| FT Made | 10 at La Salle 12/03/23 |
| FT Attempts | 10 vs Seton Hall 01/12/20, at James Madison 11/09/21, at La Salle 12/03/23 |



21 Kymora Johnson

Freshman • Guard • 5-7
Charlottesville, Va. • St. Anne's-Belfield

2023-24

- Second Team All-ACC
- ACC All-Freshman Team
- ACC Rookie of the Week (2/26)
- Recorded her first career double-double with 15 points and a season-high 10 assists against No. 19 Syracuse (2/18)
- ACC Rookie of the Week (1/22)
- USBWA Tamika Catchings National Freshman of the Week (1/22)
- Scored a season-high 35 points on 14-of-20 shooting in UVA's 91-87 win at No. 15 Florida State (1/21)
- Her 35 points are second most by a freshman in program history
- Scored 26 points on 10-of-13 shooting, including 6-of-7 from 3-point range, in UVA's win over Fordham (12/21)
- Also had five rebounds and seven assists against the Rams
- Tied her season high of nine assists against Wofford (12/16)
- Scored 17 points after shooting 6-for-6 from the field and 4-for-5 at the charity stripe at La Salle (12/3)
- Dished out nine assists in 81-59 win over Tulane (11/24)
- Recorded back-to-back games with 15 points against Maryland Eastern Shore (11/8) and Campbell (11/12)

CAREER STATISTICS

JOHNSON, Kymora

| SEASON | TEAM | GP-GS | | MIN/AVG | | Field Goals | | 3-Point | | F-Throws | | Rebounds | | | | Scoring | | | | | | | | | | |
|--------------|------|-----------|-----------|------------|-------------|-------------|------------|-------------|-----------|------------|-------------|-----------|-----------|-------------|-----------|------------|------------|------------|-----------|----------|------------|-----------|----------|-----------|------------|-------------|
| | | GP | GS | MIN | AVG | FG-FGA | FG% | 3FG-3FGA | 3FG% | FT-FTA | FT% | OFF | DEF | TOT | AVG | PF-FO | A | TO | BLK | STL | PTS | AVG | | | | |
| 2023-24 | UVA | 30 | 30 | 935 | 31.2 | 175 | 420 | .417 | 59 | 183 | .322 | 58 | 71 | .817 | 26 | 117 | 143 | 4.8 | 59 | 0 | 162 | 87 | 8 | 54 | 467 | 15.6 |
| TOTAL | | 30 | 30 | 935 | 31.2 | 175 | 420 | .417 | 59 | 183 | .322 | 58 | 71 | .817 | 26 | 117 | 143 | 4.8 | 59 | 0 | 162 | 87 | 8 | 54 | 467 | 15.6 |

Single Game Highs

| Statistic | Value | |
|--------------|-------|--|
| Points | 35 | at Florida St. 01/21/24 |
| Rebounds | 9 | vs Wake Forest 03/06/24 |
| Assists | 10 | vs Syracuse 02/18/24 |
| Steals | 5 | vs Syracuse 02/18/24 |
| Blocks | 2 | vs Campbell 11/12/23 |
| FG Made | 14 | at Florida St. 01/21/24 |
| FG Attempts | 21 | vs NC State 12/31/23 |
| 3FG Made | 6 | vs Fordham 12/21/23 |
| 3FG Attempts | 11 | vs NC State 12/31/23 |
| FT Made | 5 | at North Carolina 01/14/24, vs North Carolina 01/28/24 |
| FT Attempts | 6 | at North Carolina 01/14/24, vs North Carolina 01/28/24, at Louisville 02/25/24 |

Background

- McDonald's High School All-American

2023-24 GAME-BY-GAME STATISTICS

#21 JOHNSON, Kymora

| Opponent | Date | GS | MIN | Total | | 3-Pointers | | Free throws | | Rebounds | | | | PF | A | TO | BLK | STL | PTS | AVG | | |
|-------------------|------------|----|-----------|---------------|-------------|------------|------------|-------------|-----------|-----------|-------------|-----------|------------|------------|------------|-----------|------------|-----------|----------|-----------|------------|-------------|
| | | | | FG-FGA | PCT | 3FG-3FGA | PCT | FT-FTA | PCT | OFF | DEF | TOT | AVG | | | | | | | | | |
| UMES | 11/08/2023 | * | 29:40 | 4-15 | .267 | 3-10 | .300 | 4-4 | 1.000 | 0 | 7 | 7 | 7.0 | 2 | 2 | 3 | 0 | 1 | 15 | 15.0 | | |
| Campbell | 11/12/2023 | * | 26:45 | 7-14 | .500 | 1-3 | .333 | 0-1 | .000 | 2 | 4 | 6 | 6.5 | 3 | 7 | 1 | 2 | 1 | 15 | 15.0 | | |
| William & Mary | 11/15/2023 | * | 26:37 | 5-9 | .556 | 1-5 | .200 | 0-0 | .000 | 0 | 3 | 3 | 5.3 | 1 | 3 | 1 | 1 | 0 | 11 | 13.7 | | |
| Oklahoma | 11/19/2023 | * | 32:10 | 4-17 | .235 | 0-7 | .000 | 1-2 | .500 | 0 | 2 | 2 | 4.5 | 2 | 6 | 1 | 0 | 4 | 9 | 12.5 | | |
| vs Tulane | 11/24/2023 | * | 18:55 | 3-7 | .429 | 3-6 | .500 | 0-0 | .000 | 0 | 1 | 1 | 3.8 | 2 | 9 | 6 | 1 | 3 | 9 | 11.8 | | |
| vs LSU | 11/25/2023 | * | 21:36 | 4-13 | .308 | 0-7 | .000 | 0-0 | .000 | 1 | 2 | 3 | 3.7 | 3 | 2 | 3 | 0 | 2 | 8 | 11.2 | | |
| Missouri | 11/30/2023 | * | 33:26 | 4-13 | .308 | 1-6 | .167 | 0-2 | .000 | 0 | 2 | 2 | 3.4 | 3 | 7 | 2 | 0 | 1 | 9 | 10.9 | | |
| at La Salle | 12/03/2023 | * | 19:48 | 6-6 | 1.000 | 1-1 | 1.000 | 4-5 | .800 | 0 | 1 | 1 | 3.1 | 1 | 4 | 3 | 0 | 3 | 17 | 11.6 | | |
| Rider | 12/06/2023 | * | 25:39 | 3-9 | .333 | 0-2 | .000 | 1-1 | 1.000 | 3 | 4 | 7 | 3.6 | 1 | 4 | 0 | 0 | 1 | 7 | 11.1 | | |
| Wofford | 12/16/2023 | * | 22:42 | 3-9 | .333 | 0-5 | .000 | 1-2 | .500 | 0 | 1 | 1 | 3.3 | 1 | 9 | 2 | 1 | 1 | 7 | 10.7 | | |
| Fordham | 12/21/2023 | * | 34:47 | 10-13 | .769 | 6-7 | .857 | 0-0 | .000 | 0 | 5 | 5 | 3.5 | 0 | 7 | 1 | 0 | 2 | 26 | 12.1 | | |
| NC State | 12/31/2023 | * | 33:16 | 4-21 | .190 | 2-11 | .182 | 1-2 | .500 | 1 | 6 | 7 | 3.8 | 0 | 7 | 2 | 1 | 2 | 11 | 12.0 | | |
| at Georgia Tech | 01/04/2024 | * | 28:24 | 3-14 | .214 | 0-6 | .000 | 0-0 | .000 | 0 | 3 | 3 | 3.7 | 3 | 6 | 4 | 0 | 3 | 6 | 11.5 | | |
| Duke | 01/07/2024 | * | 32:27 | 5-15 | .333 | 0-3 | .000 | 4-4 | 1.000 | 3 | 5 | 8 | 4.0 | 1 | 2 | 3 | 0 | 3 | 14 | 11.7 | | |
| at NC State | 01/11/2024 | * | 33:05 | 6-19 | .316 | 2-8 | .250 | 0-0 | .000 | 1 | 3 | 4 | 4.0 | 3 | 4 | 1 | 0 | 0 | 14 | 11.9 | | |
| at North Carolina | 01/14/2024 | * | 27:48 | 3-9 | .333 | 2-5 | .400 | 5-6 | .833 | 0 | 5 | 5 | 4.1 | 4 | 5 | 2 | 0 | 1 | 13 | 11.9 | | |
| Notre Dame | 01/18/2024 | * | 32:57 | 6-14 | .429 | 2-7 | .286 | 2-2 | 1.000 | 2 | 6 | 8 | 4.3 | 3 | 7 | 6 | 0 | 1 | 16 | 12.2 | | |
| at Florida St. | 01/21/2024 | * | 35:50 | 14-20 | .700 | 3-7 | .429 | 4-5 | .800 | 2 | 5 | 7 | 4.4 | 1 | 6 | 4 | 0 | 0 | 35 | 13.4 | | |
| Pittsburgh | 01/25/2024 | * | 31:49 | 6-14 | .429 | 3-7 | .429 | 2-2 | 1.000 | 3 | 4 | 7 | 4.6 | 3 | 4 | 6 | 1 | 2 | 17 | 13.6 | | |
| North Carolina | 01/28/2024 | * | 29:21 | 8-12 | .667 | 4-5 | .800 | 5-6 | .833 | 0 | 6 | 6 | 4.7 | 4 | 4 | 2 | 0 | 3 | 25 | 14.2 | | |
| at Virginia Tech | 02/01/2024 | * | 35:43 | 7-20 | .350 | 4-7 | .571 | 4-4 | 1.000 | 1 | 2 | 3 | 4.6 | 2 | 3 | 3 | 0 | 0 | 22 | 14.6 | | |
| Clemson | 02/04/2024 | * | 37:21 | 10-20 | .500 | 1-5 | .200 | 3-3 | 1.000 | 2 | 3 | 5 | 4.6 | 3 | 8 | 4 | 0 | 1 | 24 | 15.0 | | |
| at Boston College | 02/08/2024 | * | 31:43 | 3-6 | .500 | 0-1 | .000 | 4-4 | 1.000 | 0 | 3 | 3 | 4.5 | 1 | 4 | 4 | 0 | 1 | 10 | 14.8 | | |
| at Wake Forest | 02/11/2024 | * | 32:13 | 8-13 | .615 | 3-6 | .500 | 4-4 | 1.000 | 1 | 5 | 6 | 4.6 | 2 | 7 | 1 | 0 | 4 | 23 | 15.1 | | |
| Syracuse | 02/18/2024 | * | 36:32 | 5-18 | .278 | 3-9 | .333 | 2-2 | 1.000 | 0 | 4 | 4 | 4.6 | 3 | 10 | 6 | 0 | 5 | 15 | 15.1 | | |
| Miami (FL) | 02/22/2024 | * | 35:58 | 8-17 | .471 | 5-9 | .556 | 0-0 | .000 | 1 | 3 | 4 | 4.5 | 1 | 4 | 4 | 0 | 3 | 21 | 15.3 | | |
| at Louisville | 02/25/2024 | * | 34:31 | 6-15 | .400 | 3-8 | .375 | 3-6 | .500 | 0 | 6 | 6 | 4.6 | 1 | 6 | 5 | 1 | 2 | 18 | 15.4 | | |
| at Duke | 02/29/2024 | * | 37:50 | 6-15 | .400 | 0-5 | .000 | 2-2 | 1.000 | 3 | 3 | 6 | 4.6 | 2 | 4 | 0 | 2 | 14 | 15.4 | | | |
| Virginia Tech | 03/03/2024 | * | 37:50 | 8-17 | .471 | 3-6 | .500 | 2-2 | 1.000 | 0 | 4 | 4 | 4.6 | 2 | 8 | 0 | 0 | 2 | 21 | 15.6 | | |
| vs Wake Forest | 03/06/2024 | * | 38:29 | 6-16 | .375 | 3-9 | .333 | 0-0 | .000 | 0 | 9 | 9 | 4.8 | 1 | 5 | 3 | 0 | 0 | 15 | 15.6 | | |
| Totals | | | 30 | 935:12 | .417 | 59 | 183 | .322 | 58 | 71 | .817 | 26 | 117 | 143 | 4.8 | 59 | 162 | 87 | 8 | 54 | 467 | 15.6 |

Player Averages

| Games Played | Minutes/game | Points/game | FG Pct | 3FG Pct | FT Pct | Rebounds/game | Assists/game | Turnovers/game | Assist/Turnover ratio | Steals/game | Blocks/game |
|--------------|--------------|-------------|--------|---------|--------|---------------|--------------|----------------|-----------------------|-------------|-------------|
| 30 | 31.2 | 15.6 | 41.7 | 32.2 | 81.7 | 4.8 | 5.4 | 2.9 | 1.9 | 1.8 | 0.3 |



23 Alexia Smith

Senior • Guard • 5-8

Columbus, Ohio. • Columbus Africentric Early College • Minnesota

2023-24

- Recorded her first career double-double with 10 points and a career-high 13 rebounds in 87-81 overtime win over Missouri (11/30)

2022-23

- All-ACC Academic Team
- Appeared in 29 games with 13 starts
- Averaged 5.6 points and 4.2 rebounds per game.
- 58 assists with a 1.41 assist-to-turnover ratio. Also had 35 steals
- Made her Cavalier debut against UMBC, grabbing a career-high nine rebounds (11/10)
- Made her first start of the season against Campbell (11/23)
- Led the team in scoring with 11 points at Duke (12/21)
- Scored 14 points in the ACC Tournament game against Wake Forest
- ACC Academic Honor Roll

At Minnesota (2020-22)

- Played two seasons for the Golden Gophers (2020-22), appearing in 52 games with 13 starts
- Averaged 3.9 points, 2.3 rebounds and 1.6 assists per game

CAREER STATISTICS

SMITH, Alexia

| SEASON | TEAM | GP-GS | MIN | AVG | FG-FGA | FG% | 3FG-3FGA | 3FG% | FT-FTA | FT% | OFF | DEF | TOT | AVG | PF-FO | A | TO | BLK | STL | PTS | AVG |
|----------------------|------|---------------|-------------|-------------|----------------|-------------|--------------|-------------|---------------|-------------|-----------|------------|------------|------------|-------------|------------|------------|-----------|-----------|------------|------------|
| 2020-21 | MINN | 19-12 | 521 | 27.4 | 36-94 | .383 | 6-20 | .300 | 14-19 | .737 | 17 | 34 | 51 | 2.7 | 28-0 | 31 | 26 | 0 | 13 | 92 | 4.8 |
| 2021-22 | MINN | 33-1 | 537 | 16.3 | 41-115 | .357 | 4-16 | .250 | 25-39 | .641 | 21 | 45 | 66 | 2.0 | 22-0 | 54 | 42 | 4 | 15 | 111 | 3.4 |
| 2022-23 | UVa | 29-13 | 665 | 22.9 | 67-178 | .376 | 9-32 | .281 | 19-25 | .760 | 30 | 91 | 121 | 4.2 | 22-0 | 58 | 41 | 5 | 35 | 162 | 5.6 |
| 2023-24 | UVa | 30-19 | 529 | 17.6 | 40-115 | .348 | 6-24 | .250 | 23-37 | .622 | 26 | 84 | 110 | 3.7 | 24-0 | 58 | 34 | 3 | 19 | 109 | 3.6 |
| TOTAL FOR UVa | | 59-32 | 1194 | 20.2 | 107-293 | .365 | 15-56 | .268 | 42-62 | .677 | 56 | 175 | 231 | 3.9 | 46-0 | 116 | 75 | 8 | 54 | 271 | 4.6 |
| TOTAL | | 111-45 | 2252 | 20.3 | 184-502 | .367 | 25-92 | .272 | 81-120 | .675 | 94 | 254 | 348 | 3.1 | 96-0 | 201 | 143 | 12 | 82 | 474 | 4.3 |

Single Game Highs

| Statistic | Value | |
|--------------|-------|---|
| Points | 14 | vs UTSA 11/28/21, vs Wake Forest 03/01/23 |
| Rebounds | 13 | vs Missouri 11/30/23 |
| Assists | 8 | vs Miami (FL) 02/22/24 |
| Steals | 3 | 5 times |
| Blocks | 2 | vs UMES 11/08/23 |
| FG Made | 6 | vs Wake Forest 03/01/23 |
| FG Attempts | 11 | vs Wake Forest 03/01/23 |
| 3FG Made | 2 | vs Indiana 12/23/20, at Penn St. 11/30/22, vs Miami (FL) 02/22/24 |
| 3FG Attempts | 3 | 8 times |
| FT Made | 7 | vs North Carolina 01/28/24 |
| FT Attempts | 10 | vs North Carolina 01/28/24 |

2023-24 GAME-BY-GAME STATISTICS

#23 SMITH, Alexia

| Opponent | Date | GS | MIN | Total | | 3-Pointers | | Free throws | | Rebounds | | | | PF | A | TO | BLK | STL | PTS | AVG | |
|-------------------|------------|----|-----------|---------------|---------------|-------------|-------------|-------------|--------------|-------------|-----------|-----------|------------|------------|-----------|-----------|-----------|----------|-----------|------------|------------|
| | | | | FG-FGA | PCT | 3FG-3FGA | PCT | FT-FTA | PCT | OFF | DEF | TOT | AVG | | | | | | | | |
| UMES | 11/08/2023 | * | 20:32 | 1-6 | .167 | 0-2 | .000 | 0-0 | .000 | 4 | 3 | 7 | 7.0 | 2 | 2 | 0 | 2 | 2 | 2 | 2.0 | |
| Campbell | 11/12/2023 | * | 25:48 | 4-6 | .667 | 1-2 | .500 | 1-2 | .500 | 2 | 4 | 6 | 6.5 | 1 | 1 | 0 | 0 | 2 | 10 | 6.0 | |
| William & Mary | 11/15/2023 | * | 21:49 | 0-6 | .000 | 0-1 | .000 | 3-4 | .750 | 3 | 3 | 6 | 6.3 | 0 | 4 | 0 | 0 | 0 | 3 | 5.0 | |
| Oklahoma | 11/19/2023 | * | 18:57 | 1-4 | .250 | 0-0 | .000 | 0-0 | .000 | 0 | 2 | 2 | 5.3 | 0 | 0 | 0 | 0 | 2 | 2 | 4.3 | |
| vs Tulane | 11/24/2023 | | 17:35 | 4-5 | .800 | 0-1 | .000 | 2-2 | 1.000 | 0 | 3 | 3 | 4.8 | 0 | 0 | 0 | 0 | 3 | 10 | 5.4 | |
| vs LSU | 11/25/2023 | * | 26:04 | 2-6 | .333 | 0-3 | .000 | 1-3 | .333 | 2 | 3 | 5 | 4.8 | 3 | 1 | 3 | 0 | 1 | 5 | 5.3 | |
| Missouri | 11/30/2023 | * | 35:19 | 5-10 | .500 | 0-2 | .000 | 0-0 | .000 | 4 | 9 | 13 | 6.0 | 0 | 3 | 2 | 0 | 2 | 10 | 6.0 | |
| at La Salle | 12/03/2023 | * | 14:00 | 0-4 | .000 | 0-0 | .000 | 0-0 | .000 | 0 | 1 | 1 | 5.4 | 0 | 1 | 1 | 0 | 0 | 0 | 5.3 | |
| Rider | 12/06/2023 | * | 18:25 | 5-8 | .625 | 1-1 | 1.000 | 0-0 | .000 | 1 | 1 | 2 | 5.0 | 0 | 1 | 1 | 0 | 1 | 11 | 5.9 | |
| Wofford | 12/16/2023 | * | 23:35 | 3-7 | .429 | 1-1 | 1.000 | 0-0 | .000 | 0 | 4 | 4 | 4.9 | 1 | 3 | 2 | 0 | 0 | 7 | 6.0 | |
| Fordham | 12/21/2023 | * | 23:40 | 1-1 | 1.000 | 0-0 | .000 | 0-0 | .000 | 0 | 5 | 5 | 4.9 | 0 | 1 | 3 | 0 | 2 | 2 | 5.6 | |
| NC State | 12/31/2023 | * | 15:31 | 1-2 | .500 | 0-0 | .000 | 0-0 | .000 | 0 | 3 | 3 | 4.8 | 2 | 2 | 1 | 0 | 1 | 2 | 5.3 | |
| at Georgia Tech | 01/04/2024 | * | 10:53 | 0-2 | .000 | 0-1 | .000 | 0-2 | .000 | 0 | 3 | 3 | 4.6 | 2 | 1 | 0 | 0 | 0 | 0 | 4.9 | |
| Duke | 01/07/2024 | | 08:30 | 1-1 | 1.000 | 0-0 | .000 | 0-0 | .000 | 0 | 0 | 0 | 4.3 | 0 | 0 | 2 | 0 | 0 | 2 | 4.7 | |
| at NC State | 01/11/2024 | * | 17:57 | 1-5 | .200 | 0-0 | .000 | 0-0 | .000 | 2 | 7 | 9 | 4.6 | 0 | 6 | 1 | 0 | 0 | 2 | 4.5 | |
| at North Carolina | 01/14/2024 | * | 16:23 | 2-7 | .286 | 0-0 | .000 | 0-0 | .000 | 2 | 3 | 5 | 4.6 | 2 | 5 | 1 | 0 | 0 | 4 | 4.5 | |
| Notre Dame | 01/18/2024 | * | 07:42 | 0-0 | .000 | 0-0 | .000 | 0-0 | .000 | 0 | 1 | 1 | 4.4 | 2 | 1 | 0 | 0 | 0 | 0 | 4.2 | |
| at Florida St. | 01/21/2024 | | 15:02 | 0-3 | .000 | 0-0 | .000 | 0-0 | .000 | 0 | 4 | 4 | 4.4 | 0 | 1 | 2 | 1 | 0 | 0 | 4.0 | |
| Pittsburgh | 01/25/2024 | | 17:46 | 1-3 | .333 | 0-1 | .000 | 2-4 | .500 | 1 | 7 | 8 | 4.6 | 0 | 2 | 1 | 0 | 1 | 4 | 4.0 | |
| North Carolina | 01/28/2024 | | 20:34 | 0-6 | .000 | 0-1 | .000 | 7-10 | .700 | 1 | 5 | 6 | 4.7 | 0 | 6 | 2 | 0 | 0 | 7 | 4.2 | |
| at Virginia Tech | 02/01/2024 | | 22:30 | 0-1 | .000 | 0-0 | .000 | 2-4 | .500 | 1 | 1 | 2 | 4.5 | 0 | 2 | 0 | 0 | 1 | 2 | 4.0 | |
| Clemson | 02/04/2024 | | 08:32 | 0-2 | .000 | 0-1 | .000 | 0-0 | .000 | 4 | 2 | 2 | 4.4 | 3 | 2 | 1 | 0 | 0 | 0 | 3.9 | |
| at Boston College | 02/08/2024 | | 01:47 | 0-0 | .000 | 0-0 | .000 | 2-2 | 1.000 | 0 | 0 | 0 | 4.2 | 0 | 0 | 2 | 0 | 0 | 2 | 3.8 | |
| at Wake Forest | 02/11/2024 | | 14:47 | 1-3 | .333 | 1-2 | .500 | 0-0 | .000 | 0 | 1 | 1 | 4.1 | 2 | 3 | 4 | 0 | 0 | 3 | 3.8 | |
| Syracuse | 02/18/2024 | | 14:00 | 0-0 | .000 | 0-0 | .000 | 1-2 | .500 | 2 | 1 | 3 | 4.0 | 1 | 0 | 2 | 0 | 0 | 1 | 3.6 | |
| Miami (FL) | 02/22/2024 | * | 35:00 | 4-6 | .667 | 2-3 | .667 | 2-2 | 1.000 | 1 | 2 | 3 | 4.0 | 2 | 8 | 0 | 0 | 1 | 12 | 4.0 | |
| at Louisville | 02/25/2024 | * | 16:04 | 1-5 | .200 | 0-1 | .000 | 0-0 | .000 | 0 | 1 | 1 | 3.9 | 0 | 1 | 0 | 0 | 0 | 2 | 3.9 | |
| at Duke | 02/29/2024 | * | 14:00 | 0-1 | .000 | 0-0 | .000 | 0-0 | .000 | 0 | 3 | 3 | 3.9 | 0 | 0 | 1 | 0 | 0 | 0 | 3.8 | |
| Virginia Tech | 03/03/2024 | | 16:15 | 2-3 | .667 | 0-1 | .000 | 0-0 | .000 | 0 | 2 | 2 | 3.8 | 1 | 1 | 1 | 0 | 0 | 4 | 3.8 | |
| vs Wake Forest | 03/06/2024 | * | 10:13 | 0-2 | .000 | 0-0 | .000 | 0-0 | .000 | 0 | 0 | 0 | 3.7 | 0 | 0 | 1 | 0 | 0 | 0 | 3.6 | |
| Totals | | | 19 | 529:12 | 40-115 | .348 | 6-24 | .250 | 23-37 | .622 | 26 | 84 | 110 | 3.7 | 24 | 58 | 34 | 3 | 19 | 109 | 3.6 |

Player Averages

| Games Played | Minutes/game | Points/game | FG Pct | 3FG Pct | FT Pct | Rebounds/game | Assists/game | Turnovers/game | Assist/Turnover ratio | Steals/game | Blocks/game |
|--------------|--------------|-------------|--------|---------|--------|---------------|--------------|----------------|-----------------------|-------------|-------------|
| 30 | 17.6 | 3.6 | 34.8 | 25.0 | 62.2 | 3.7 | 1.9 | 1.1 | 1.7 | 0.6 | 0.1 |



32 Cady Pauley

Sophomore • Guard • 5-11
Milan, Mo. • Milan HS

2022-23

- Appeared in 24 games, averaging 3.5 points and 1.1 rebounds per game
- Of her 30 made field goals, 22 were threes
- Made her collegiate debut against George Washington, scoring three points in 10 minutes on the court
- Had her first double-digit scoring game against UNCW, with 11 points in 18 minutes on the court (12/4)
- Ranked No. 9 in the Sportscenter Top 10 for a pass in the Morgan State game (12/20)
- Hit four three-pointers for a career-high 12 points at Clemson, her second double-digit scoring game of the year (2/23)

Background

- Her 3,074 career points at Milan High rank eighth all-time in Missouri girl's basketball history
- Ranked 10th nationally by MaxPreps in scoring her senior season, averaging 33 points per game. Also averaged 9.7 rebounds per game
- Two-time Kirksville Daily Express Basketball Player of the Year and KMZU Player of the Year
- Three-time Prep Hoops All-State and two-time Class 3 All-State
- Four-time unanimous All-Conference selection
- Four-time first-team All-District
- McDonald's All-America nominee

CAREER STATISTICS

PAULEY, Cady

| SEASON TEAM | GP-GS | MIN/AVG | Field Goals | | 3-Point | | F-Throws | | Rebounds | | | | Scoring | | | | | | |
|--------------|-------------|----------------|---------------|-------------|---------------|-------------|------------|-------------|-----------|-----------|-----------|------------|-------------|-----------|-----------|----------|----------|------------|------------|
| | | | FG-FGA | FG% | 3FG-3FGA | 3FG% | FT-FTA | FT% | OFF | DEF | TOT | AVG | PF-FO | A | TO | BLK | STL | PTS | AVG |
| 2022-23 UVa | 24-0 | 250/10.4 | 30-101 | .297 | 22-80 | .275 | 2-3 | .667 | 7 | 19 | 26 | 1.1 | 17-1 | 16 | 17 | 2 | 7 | 84 | 3.5 |
| 2023-24 UVa | 18-0 | 130/7.2 | 17-57 | .298 | 11-46 | .239 | 5-6 | .833 | 4 | 6 | 10 | 0.6 | 11-0 | 6 | 7 | 2 | 2 | 50 | 2.8 |
| TOTAL | 42-0 | 381/9.1 | 47-158 | .297 | 33-126 | .262 | 7-9 | .778 | 11 | 25 | 36 | 0.9 | 28-1 | 22 | 24 | 4 | 9 | 134 | 3.2 |

Single Game Highs

| Statistic | Value | |
|--------------|-------|---|
| Points | 12 | at Clemson 02/23/23, at Miami (FL) 02/26/23 |
| Rebounds | 5 | vs Wake Forest 03/01/23 |
| Assists | 2 | 6 times |
| Steals | 3 | at Notre Dame 01/22/23 |
| Blocks | 1 | 4 times |
| FG Made | 4 | vs UNCW 12/04/22, at Clemson 02/23/23, at Miami (FL) 02/26/23 |
| FG Attempts | 12 | at Clemson 02/23/23, at Miami (FL) 02/26/23 |
| 3FG Made | 4 | at Clemson 02/23/23, at Miami (FL) 02/26/23 |
| 3FG Attempts | 12 | at Clemson 02/23/23 |
| FT Made | 4 | vs Rider 12/06/23 |
| FT Attempts | 4 | vs Rider 12/06/23 |

2023-24 GAME-BY-GAME STATISTICS

#32 PAULEY, Cady

| Opponent | Date | GS | MIN | Total | | 3-Pointers | | Free throws | | Rebounds | | | | PF | A | TO | BLK | STL | PTS | AVG |
|-----------------|------------|----------|---------------|--------------|-------------|--------------|-------------|-------------|-------------|----------|----------|-----------|------------|-----------|----------|----------|----------|----------|-----------|------------|
| | | | | FG-FGA | PCT | 3FG-3FGA | PCT | FT-FTA | PCT | OFF | DEF | TOT | AVG | | | | | | | |
| UMES | 11/08/2023 | | 08:52 | 0-5 | .000 | 0-3 | .000 | 0-0 | .000 | 0 | 0 | 0 | 0.0 | 0 | 1 | 0 | 0 | 0 | 0 | 0.0 |
| Campbell | 11/12/2023 | | 04:49 | 0-2 | .000 | 0-2 | .000 | 0-0 | .000 | 0 | 0 | 0 | 0.0 | 0 | 0 | 0 | 0 | 0 | 0 | 0.0 |
| William & Mary | 11/15/2023 | | 09:50 | 1-6 | .167 | 0-4 | .000 | 0-0 | .000 | 3 | 1 | 4 | 1.3 | 1 | 0 | 0 | 1 | 1 | 2 | 0.7 |
| vs Tulane | 11/24/2023 | | 11:02 | 3-7 | .429 | 2-6 | .333 | 0-0 | .000 | 0 | 1 | 1 | 1.3 | 2 | 1 | 0 | 0 | 1 | 8 | 2.5 |
| Missouri | 11/30/2023 | | 04:15 | 1-2 | .500 | 1-2 | .500 | 0-0 | .000 | 0 | 0 | 0 | 1.0 | 1 | 0 | 1 | 0 | 0 | 3 | 2.6 |
| at La Salle | 12/03/2023 | | 11:39 | 2-6 | .333 | 1-5 | .200 | 0-0 | .000 | 0 | 2 | 2 | 1.2 | 3 | 0 | 0 | 0 | 0 | 5 | 3.0 |
| Rider | 12/06/2023 | | 10:38 | 0-4 | .000 | 0-4 | .000 | 4-4 | 1.000 | 0 | 1 | 1 | 1.1 | 0 | 2 | 1 | 0 | 0 | 4 | 3.1 |
| Wofford | 12/16/2023 | | 07:42 | 1-3 | .333 | 0-2 | .000 | 0-0 | .000 | 0 | 0 | 0 | 1.0 | 0 | 1 | 0 | 0 | 0 | 2 | 3.0 |
| Fordham | 12/21/2023 | | 08:36 | 2-3 | .667 | 1-2 | .500 | 1-2 | .500 | 0 | 1 | 1 | 1.0 | 0 | 0 | 2 | 0 | 0 | 6 | 3.3 |
| at Georgia Tech | 01/04/2024 | | 02:59 | 0-0 | .000 | 0-0 | .000 | 0-0 | .000 | 0 | 0 | 0 | 0.9 | 1 | 0 | 0 | 1 | 0 | 0 | 3.0 |
| Duke | 01/07/2024 | | 00:26 | 0-0 | .000 | 0-0 | .000 | 0-0 | .000 | 0 | 0 | 0 | 0.8 | 0 | 0 | 0 | 0 | 0 | 0 | 2.7 |
| at NC State | 01/11/2024 | | 05:53 | 0-1 | .000 | 0-1 | .000 | 0-0 | .000 | 0 | 0 | 0 | 0.8 | 0 | 0 | 0 | 0 | 0 | 0 | 2.5 |
| Notre Dame | 01/18/2024 | | 06:40 | 0-2 | .000 | 0-2 | .000 | 0-0 | .000 | 0 | 0 | 0 | 0.7 | 0 | 0 | 0 | 0 | 0 | 0 | 2.3 |
| Pittsburgh | 01/25/2024 | | 06:23 | 2-5 | .400 | 1-3 | .333 | 0-0 | .000 | 0 | 0 | 0 | 0.6 | 0 | 0 | 1 | 0 | 0 | 5 | 2.5 |
| North Carolina | 01/28/2024 | | 09:05 | 1-2 | .500 | 1-2 | .500 | 0-0 | .000 | 0 | 0 | 0 | 0.6 | 1 | 0 | 0 | 0 | 0 | 3 | 2.5 |
| Clemson | 02/04/2024 | | 12:39 | 2-6 | .333 | 2-5 | .400 | 0-0 | .000 | 1 | 0 | 1 | 0.6 | 1 | 0 | 2 | 0 | 0 | 6 | 2.8 |
| Syracuse | 02/18/2024 | | 07:16 | 2-3 | .667 | 2-3 | .667 | 0-0 | .000 | 0 | 0 | 0 | 0.6 | 1 | 1 | 0 | 0 | 0 | 6 | 2.9 |
| vs Wake Forest | 03/06/2024 | | 01:42 | 0-0 | .000 | 0-0 | .000 | 0-0 | .000 | 0 | 0 | 0 | 0.6 | 0 | 0 | 0 | 0 | 0 | 0 | 2.8 |
| Totals | | 0 | 130:26 | 17-57 | .298 | 11-46 | .239 | 5-6 | .833 | 4 | 6 | 10 | 0.6 | 11 | 6 | 7 | 2 | 2 | 50 | 2.8 |

Player Averages

| Games Played | Minutes/game | Points/game | FG Pct | 3FG Pct | FT Pct | Rebounds/game | Assists/game | Turnovers/game | Assist/Turnover ratio | Steals/game | Blocks/game |
|--------------|--------------|-------------|--------|---------|--------|---------------|--------------|----------------|-----------------------|-------------|-------------|
| 18 | 7.2 | 2.8 | 29.8 | 23.9 | 83.3 | 0.6 | 0.3 | 0.4 | 0.9 | 0.1 | 0.1 |



33 Sam Brunelle

Graduate Student • Forward • 6-2
Ruckersville, Va • William Monroe HS • Notre Dame

2023-24

- Katrina McClain Award (nation's top power forward) Watch List selection
- Represents UVA on the ACC's Student-Athlete Advisory Committee (SAAC) Executive Board

2022-23

- Started 21 games for the Cavaliers before having her season cut short by an injury, scoring in double figures in 14 of those games
- Averaged 11.0 points per game
- Shot 40.0 percent from three-point range (34-of-85) and 91.2 percent from the free throw line (31-of-34)
- Scored the 1,000th point of her collegiate career on Jan. 15 on a three-pointer with 1:42 remaining in the third quarter of the Boston College game. She scored 797 of her points at Notre Dame
- Coach's Award of Excellence winner at the Hoos Choice Awards
- Opened her UVA career with back-to-back doubles-digit scoring performances including scoring a team-high 21 points against UMBC. It was the eighth 20-point game of her career
- Went 3-of-3 from three-point range in the fourth quarter against Minnesota, tallying 17 points total (11/26)

CAREER STATISTICS

BRUNELLE, Sam

| SEASON | TEAM | GP-GS | MIN/AVG | Field Goals | | 3-Point | | F-Throws | | Rebounds | | | | Scoring | | | | | | |
|----------------------|------|---------------|------------------|-----------------|-------------|----------------|-------------|----------------|-------------|------------|------------|------------|------------|--------------|------------|------------|-----------|-----------|-------------|------------|
| | | | | FG-FGA | FG% | 3FG-3FGA | 3FG% | FT-FTA | FT% | OFF | DEF | TOT | AVG | PF-FO | A | TO | BLK | STL | PTS | AVG |
| 2019-20 | ND | 31-31 | 1050/33.9 | 162-408 | .397 | 58-184 | .315 | 50-67 | .746 | 38 | 142 | 180 | 5.8 | 65-1 | 51 | 92 | 30 | 26 | 432 | 13.9 |
| 2020-21 | ND | 17-0 | 388/22.8 | 61-126 | .484 | 23-60 | .383 | 3-4 | .750 | 12 | 52 | 64 | 3.8 | 43-2 | 27 | 36 | 8 | 6 | 148 | 8.7 |
| 2021-22 | ND | 32-0 | 528/16.5 | 90-200 | .450 | 28-91 | .308 | 9-14 | .643 | 14 | 65 | 79 | 2.5 | 41-0 | 37 | 34 | 20 | 15 | 217 | 6.8 |
| 2022-23 | UVa | 21-21 | 563/26.8 | 83-180 | .461 | 34-85 | .400 | 31-34 | .912 | 31 | 53 | 84 | 4.0 | 47-1 | 39 | 30 | 15 | 9 | 231 | 11.0 |
| 2023-24 | UVa | 28-19 | 552/19.7 | 57-162 | .352 | 36-110 | .327 | 21-24 | .875 | 20 | 65 | 85 | 3.0 | 38-0 | 24 | 24 | 23 | 13 | 171 | 6.1 |
| TOTAL FOR UVa | | 49-40 | 1115/22.7 | 140-342 | .409 | 70-195 | .359 | 52-58 | .897 | 51 | 118 | 169 | 3.4 | 85-1 | 63 | 54 | 38 | 22 | 402 | 8.2 |
| TOTAL | | 129-71 | 3081/23.9 | 453-1076 | .421 | 179-530 | .338 | 114-143 | .797 | 115 | 377 | 492 | 3.8 | 234-4 | 178 | 216 | 96 | 69 | 1199 | 9.3 |

Single Game Highs

| Statistic | Value | |
|--------------|-------|---|
| Points | 31 | vs DePaul 12/11/19 |
| Rebounds | 13 | vs Toledo 11/20/19 |
| Assists | 5 | 4 times |
| Steals | 4 | at Boston College 02/13/20, at Wake Forest 01/13/22 |
| Blocks | 5 | vs Florida St. 01/19/23 |
| FG Made | 13 | vs DePaul 12/11/19 |
| FG Attempts | 20 | at Duke 01/16/20 |
| 3FG Made | 7 | at Florida St. 03/01/20 |
| 3FG Attempts | 12 | at Virginia 01/26/20 |
| FT Made | 7 | at Duke 12/21/22 |
| FT Attempts | 10 | vs Toledo 11/20/19 |

2023-24 GAME-BY-GAME STATISTICS

#33 BRUNELLE, Sam

| Opponent | Date | GS | MIN | Total | | 3-Pointers | | Free throws | | Rebounds | | | | PF | | | | PTS | AVG | |
|-------------------|------------|-----------|---------------|---------------|-------------|---------------|-------------|--------------|-------------|-----------|-----------|-----------|------------|-----------|-----------|-----------|-----------|-----------|------------|------------|
| | | | | FG-FGA | PCT | 3FG-3FGA | PCT | FT-FTA | PCT | OFF | DEF | TOT | AVG | PF | A | TO | BLK | | | STL |
| William & Mary | 11/15/2023 | | 13:22 | 4-6 | .667 | 2-4 | .500 | 2-3 | .667 | 1 | 3 | 4 | 4.0 | 1 | 0 | 1 | 0 | 0 | 12 | 12.0 |
| Oklahoma | 11/19/2023 | | 23:02 | 3-9 | .333 | 0-2 | .000 | 0-0 | .000 | 3 | 3 | 6 | 5.0 | 1 | 2 | 1 | 0 | 0 | 6 | 9.0 |
| vs Tulane | 11/24/2023 | | 19:35 | 4-7 | .571 | 4-5 | .800 | 0-0 | .000 | 0 | 4 | 4 | 4.7 | 1 | 1 | 2 | 1 | 1 | 12 | 10.0 |
| vs LSU | 11/25/2023 | * | 31:57 | 5-11 | .455 | 5-11 | .455 | 0-0 | .000 | 0 | 3 | 3 | 4.3 | 4 | 0 | 0 | 3 | 0 | 15 | 11.3 |
| Missouri | 11/30/2023 | * | 11:32 | 1-5 | .200 | 1-4 | .250 | 0-0 | .000 | 0 | 1 | 1 | 3.6 | 0 | 0 | 0 | 1 | 0 | 3 | 9.6 |
| at La Salle | 12/03/2023 | * | 22:23 | 4-11 | .364 | 2-6 | .333 | 0-0 | .000 | 2 | 1 | 3 | 3.5 | 0 | 0 | 0 | 0 | 0 | 10 | 9.7 |
| Rider | 12/06/2023 | * | 23:07 | 2-11 | .182 | 2-8 | .250 | 1-2 | .500 | 3 | 1 | 4 | 3.6 | 2 | 1 | 0 | 0 | 1 | 7 | 9.3 |
| Wofford | 12/16/2023 | * | 11:29 | 0-1 | .000 | 0-0 | .000 | 0-0 | .000 | 1 | 2 | 3 | 3.5 | 0 | 0 | 1 | 1 | 3 | 0 | 8.1 |
| Fordham | 12/21/2023 | * | 15:24 | 1-3 | .333 | 1-3 | .333 | 0-0 | .000 | 0 | 3 | 3 | 3.4 | 0 | 1 | 2 | 0 | 0 | 3 | 7.6 |
| NC State | 12/31/2023 | | 22:24 | 1-7 | .143 | 0-6 | .000 | 4-5 | .800 | 1 | 1 | 2 | 3.3 | 2 | 0 | 0 | 2 | 0 | 6 | 7.4 |
| at Georgia Tech | 01/04/2024 | | 14:15 | 0-3 | .000 | 0-2 | .000 | 0-0 | .000 | 0 | 1 | 1 | 3.1 | 1 | 0 | 1 | 0 | 0 | 0 | 6.7 |
| Duke | 01/07/2024 | | 24:46 | 2-3 | .667 | 1-1 | 1.000 | 3-3 | 1.000 | 0 | 4 | 4 | 3.2 | 3 | 0 | 1 | 3 | 0 | 8 | 6.8 |
| at NC State | 01/11/2024 | * | 18:45 | 1-5 | .200 | 0-2 | .000 | 0-0 | .000 | 2 | 2 | 4 | 3.2 | 4 | 0 | 5 | 0 | 0 | 2 | 6.5 |
| at North Carolina | 01/14/2024 | * | 13:52 | 1-5 | .200 | 1-4 | .250 | 0-0 | .000 | 0 | 1 | 1 | 3.1 | 2 | 0 | 1 | 0 | 1 | 3 | 6.2 |
| Notre Dame | 01/18/2024 | | 15:09 | 0-2 | .000 | 0-2 | .000 | 0-0 | .000 | 0 | 0 | 0 | 2.9 | 1 | 0 | 1 | 0 | 0 | 0 | 5.8 |
| at Florida St. | 01/21/2024 | | 03:57 | 0-1 | .000 | 0-0 | .000 | 0-0 | .000 | 0 | 1 | 1 | 2.8 | 1 | 0 | 0 | 0 | 0 | 0 | 5.4 |
| Pittsburgh | 01/25/2024 | | 07:16 | 1-3 | .333 | 1-2 | .500 | 0-0 | .000 | 0 | 0 | 0 | 2.6 | 1 | 0 | 0 | 0 | 0 | 3 | 5.3 |
| North Carolina | 01/28/2024 | * | 30:18 | 5-9 | .556 | 4-5 | .800 | 0-0 | .000 | 1 | 6 | 7 | 2.8 | 2 | 2 | 1 | 0 | 2 | 14 | 5.8 |
| at Virginia Tech | 02/01/2024 | * | 20:57 | 0-5 | .000 | 0-5 | .000 | 0-0 | .000 | 0 | 4 | 4 | 2.9 | 0 | 0 | 0 | 0 | 1 | 0 | 5.5 |
| Clemson | 02/04/2024 | * | 37:24 | 9-15 | .600 | 6-11 | .545 | 0-0 | .000 | 1 | 2 | 3 | 2.9 | 1 | 4 | 1 | 4 | 1 | 24 | 6.4 |
| at Boston College | 02/08/2024 | * | 24:06 | 3-6 | .500 | 2-5 | .400 | 2-2 | 1.000 | 2 | 6 | 8 | 3.1 | 3 | 3 | 2 | 1 | 0 | 10 | 6.6 |
| at Wake Forest | 02/11/2024 | * | 34:55 | 5-9 | .556 | 2-5 | .400 | 1-1 | 1.000 | 0 | 6 | 6 | 3.3 | 0 | 1 | 1 | 2 | 1 | 13 | 6.9 |
| Syracuse | 02/18/2024 | * | 28:04 | 3-9 | .333 | 2-7 | .286 | 2-2 | 1.000 | 0 | 3 | 3 | 3.3 | 1 | 5 | 0 | 2 | 0 | 10 | 7.0 |
| Miami (FL) | 02/22/2024 | * | 20:49 | 0-4 | .000 | 0-3 | .000 | 2-2 | 1.000 | 2 | 4 | 6 | 3.4 | 0 | 2 | 1 | 3 | 1 | 2 | 6.8 |
| at Louisville | 02/25/2024 | * | 27:56 | 1-6 | .167 | 0-4 | .000 | 2-2 | 1.000 | 0 | 2 | 2 | 3.3 | 1 | 1 | 1 | 0 | 0 | 4 | 6.7 |
| at Duke | 02/29/2024 | * | 06:44 | 0-3 | .000 | 0-2 | .000 | 0-0 | .000 | 1 | 0 | 1 | 3.2 | 2 | 0 | 0 | 0 | 0 | 0 | 6.4 |
| Virginia Tech | 03/03/2024 | * | 17:34 | 1-2 | .500 | 0-0 | .000 | 2-2 | 1.000 | 0 | 1 | 1 | 3.1 | 3 | 1 | 0 | 0 | 0 | 4 | 6.3 |
| vs Wake Forest | 03/06/2024 | * | 10:42 | 0-1 | .000 | 0-1 | .000 | 0-0 | .000 | 0 | 0 | 0 | 3.0 | 1 | 0 | 1 | 0 | 1 | 0 | 6.1 |
| Totals | | 19 | 551:43 | 57-162 | .352 | 36-110 | .327 | 21-24 | .875 | 20 | 65 | 85 | 3.0 | 38 | 24 | 24 | 23 | 13 | 171 | 6.1 |

Player Averages

| Games Played | Minutes/game | Points/game | FG Pct | 3FG Pct | FT Pct | Rebounds/game | Assists/game | Turnovers/game | Assist/Turnover ratio | Steals/game | Blocks/game |
|--------------|--------------|-------------|--------|---------|--------|---------------|--------------|----------------|-----------------------|-------------|-------------|
| 28 | 19.7 | 6.1 | 35.2 | 32.7 | 87.5 | 3.0 | 0.9 | 0.9 | 1.0 | 0.5 | 0.8 |



34 London Clarkson

Graduate Student • Forward • 6-2

Pflugerville, Texas • Pflugerville HS • Florida State

2023-24

- Recorded a career-high four blocked shots at Georgia Tech (1/4)
- Tied for a career-high three assists at La Salle (12/3)
- Scored a season-high 17 points in 87-81 overtime win over Missouri (11/30)

2022-23

- All-ACC Academic Team
- Presented the "Teammate of the Year" award for women's basketball at the 2023 Hoos Choice Awards
- Appeared in 29 games with two starts
- Averaged 6.9 points and 3.6 rebounds per game
- Recorded 21 blocked shots and 16 steals
- Scored a career-high 18 points against Boston College (1/15), going 14-of-14 from the free throw line. She set the program's single-game record for free throw efficiency, eclipsing the Ariana Moorer's 2012 record of 13-of-13
- Back-to-back 15-point games at Syracuse (1/6) and at home against Virginia Tech (1/5)
- Came off the bench to score a career-high 23 points at North Carolina (2/2)
- Made her first start of the season at Pittsburgh, grabbing a career-high 10 rebounds (2/5)

CAREER STATISTICS

CLARKSON, London

| SEASON | TEAM | GP-GS | MIN/AVG | Field Goals | | 3-Point | | F-Throws | | Rebounds | | | | Scoring | | | | | | |
|----------------------|------|---------------|------------------|----------------|-------------|------------|-------------|----------------|-------------|------------|------------|------------|------------|---------------|-----------|------------|-----------|-----------|------------|------------|
| | | | | FG-FGA | FG% | 3FG-3FGA | 3FG% | FT-FTA | FT% | OFF | DEF | TOT | AVG | PF-FO | A | TO | BLK | STL | PTS | AVG |
| 2019-20 | FSU | 25-0 | 187/7.5 | 7-16 | .438 | 0-0 | .000 | 16-23 | .696 | 15 | 21 | 36 | 1.4 | 22-0 | 9 | 9 | 3 | 3 | 30 | 1.2 |
| 2021-22 | UVa | 27-20 | 643/23.8 | 50-108 | .463 | 0-2 | .000 | 41-73 | .562 | 39 | 65 | 104 | 3.9 | 93-8 | 24 | 68 | 15 | 24 | 141 | 5.2 |
| 2022-23 | UVa | 29-2 | 568/19.6 | 75-131 | .573 | 0-1 | .000 | 50-75 | .667 | 49 | 55 | 104 | 3.6 | 80-3 | 19 | 53 | 21 | 16 | 200 | 6.9 |
| 2023-24 | UVa | 26-14 | 553/21.3 | 52-114 | .456 | 0-0 | .000 | 63-89 | .708 | 49 | 58 | 107 | 4.1 | 80-2 | 18 | 35 | 16 | 25 | 167 | 6.4 |
| TOTAL FOR UVa | | 82-36 | 1764/21.5 | 177-353 | .501 | 0-3 | .000 | 154-237 | .650 | 137 | 178 | 315 | 3.8 | 253-13 | 61 | 156 | 52 | 65 | 508 | 6.2 |
| TOTAL | | 107-36 | 1951/18.2 | 184-369 | .499 | 0-3 | .000 | 170-260 | .654 | 152 | 199 | 351 | 3.3 | 275-13 | 70 | 165 | 55 | 68 | 538 | 5.0 |

Single Game Highs

| Statistic | Value | |
|--------------|-------|---|
| Points | 23 | at North Carolina 02/02/23 |
| Rebounds | 10 | at Pittsburgh 02/05/23 |
| Assists | 3 | 4 times |
| Steals | 4 | vs Pittsburgh 02/20/22 |
| Blocks | 4 | at Georgia Tech 01/04/24 |
| FG Made | 8 | at North Carolina 02/02/23 |
| FG Attempts | 15 | vs Virginia Tech 01/29/23 |
| 3FG Attempts | 1 | vs Virginia Tech 01/27/22, vs American 12/07/21, at Pittsburgh 02/05/23 |
| FT Made | 14 | vs Boston College 01/15/23 |
| FT Attempts | 14 | vs Boston College 01/15/23 |

2023-24 GAME-BY-GAME STATISTICS

#34 CLARKSON, London

| Opponent | Date | GS | MIN | Total | | 3-Pointers | | Free throws | | Rebounds | | | | PF | | | | PTS | | AVG | |
|-------------------|------------|----|-----------|---------------|---------------|-------------|------------|-------------|--------------|-------------|-----------|-----------|------------|------------|-----------|-----------|-----------|-----------|-----------|------------|------------|
| | | | | FG-FGA | PCT | 3FG-3FGA | PCT | FT-FTA | PCT | OFF | DEF | TOT | AVG | PF | A | TO | BLK | STL | PTS | | |
| Campbell | 11/12/2023 | * | 28:43 | 3-7 | .429 | 0-0 | .000 | 6-6 | 1.000 | 1 | 2 | 3 | 3.0 | 2 | 2 | 1 | 0 | 2 | 12 | 12.0 | |
| William & Mary | 11/15/2023 | * | 19:45 | 2-4 | .500 | 0-0 | .000 | 2-2 | 1.000 | 1 | 3 | 4 | 3.5 | 4 | 0 | 1 | 2 | 1 | 6 | 9.0 | |
| Oklahoma | 11/19/2023 | * | 19:34 | 4-8 | .500 | 0-0 | .000 | 5-6 | .833 | 4 | 0 | 4 | 3.7 | 4 | 0 | 1 | 0 | 3 | 13 | 10.3 | |
| vs Tulane | 11/24/2023 | * | 15:46 | 0-4 | .000 | 0-0 | .000 | 1-2 | .500 | 3 | 1 | 4 | 3.8 | 1 | 1 | 0 | 1 | 3 | 1 | 8.0 | |
| vs LSU | 11/25/2023 | | 19:05 | 1-2 | .500 | 0-0 | .000 | 2-2 | 1.000 | 3 | 0 | 3 | 3.6 | 4 | 1 | 1 | 0 | 0 | 4 | 7.2 | |
| Missouri | 11/30/2023 | | 31:36 | 5-6 | .833 | 0-0 | .000 | 7-8 | .875 | 4 | 3 | 7 | 4.2 | 2 | 1 | 0 | 0 | 1 | 17 | 8.8 | |
| at La Salle | 12/03/2023 | | 19:46 | 4-6 | .667 | 0-0 | .000 | 3-4 | .750 | 4 | 3 | 7 | 4.6 | 4 | 3 | 2 | 0 | 1 | 11 | 9.1 | |
| Wofford | 12/16/2023 | * | 32:45 | 2-4 | .500 | 0-0 | .000 | 3-4 | .750 | 4 | 5 | 9 | 5.1 | 2 | 1 | 1 | 1 | 0 | 7 | 8.9 | |
| Fordham | 12/21/2023 | | 26:02 | 3-4 | .750 | 0-0 | .000 | 3-4 | .750 | 1 | 1 | 2 | 4.8 | 1 | 0 | 1 | 2 | 1 | 9 | 8.9 | |
| NC State | 12/31/2023 | * | 15:46 | 1-4 | .250 | 0-0 | .000 | 1-2 | .500 | 0 | 1 | 1 | 4.4 | 4 | 0 | 1 | 1 | 0 | 3 | 8.3 | |
| at Georgia Tech | 01/04/2024 | * | 24:17 | 4-5 | .800 | 0-0 | .000 | 3-7 | .429 | 2 | 4 | 6 | 4.5 | 5 | 0 | 2 | 4 | 2 | 11 | 8.5 | |
| Duke | 01/07/2024 | * | 17:50 | 0-3 | .000 | 0-0 | .000 | 3-4 | .750 | 3 | 1 | 4 | 4.5 | 4 | 0 | 1 | 0 | 0 | 3 | 8.1 | |
| at NC State | 01/11/2024 | | 09:05 | 0-2 | .000 | 0-0 | .000 | 0-0 | .000 | 1 | 2 | 3 | 4.4 | 2 | 0 | 1 | 0 | 0 | 0 | 7.5 | |
| at North Carolina | 01/14/2024 | | 31:33 | 4-7 | .571 | 0-0 | .000 | 2-4 | .500 | 1 | 6 | 7 | 4.6 | 4 | 0 | 0 | 0 | 1 | 10 | 7.6 | |
| Notre Dame | 01/18/2024 | * | 18:03 | 2-4 | .500 | 0-0 | .000 | 1-2 | .500 | 2 | 3 | 5 | 4.6 | 5 | 0 | 4 | 1 | 0 | 5 | 7.5 | |
| at Florida St. | 01/21/2024 | * | 28:11 | 4-9 | .444 | 0-0 | .000 | 2-5 | .400 | 3 | 3 | 6 | 4.7 | 4 | 3 | 2 | 1 | 2 | 10 | 7.6 | |
| Pittsburgh | 01/25/2024 | * | 29:21 | 0-4 | .000 | 0-0 | .000 | 3-4 | .750 | 1 | 6 | 7 | 4.8 | 3 | 2 | 2 | 1 | 0 | 3 | 7.4 | |
| North Carolina | 01/28/2024 | * | 21:50 | 3-5 | .600 | 0-0 | .000 | 4-5 | .800 | 0 | 2 | 2 | 4.7 | 4 | 0 | 3 | 0 | 0 | 10 | 7.5 | |
| at Virginia Tech | 02/01/2024 | * | 20:01 | 1-2 | .500 | 0-0 | .000 | 1-2 | .500 | 0 | 1 | 1 | 4.5 | 3 | 0 | 1 | 0 | 0 | 3 | 7.3 | |
| Clemson | 02/04/2024 | * | 14:30 | 1-4 | .250 | 0-0 | .000 | 0-0 | .000 | 0 | 2 | 2 | 4.4 | 3 | 0 | 0 | 0 | 0 | 2 | 7.0 | |
| Syracuse | 02/18/2024 | | 12:33 | 0-3 | .000 | 0-0 | .000 | 2-2 | 1.000 | 1 | 0 | 1 | 4.2 | 2 | 2 | 1 | 0 | 2 | 2 | 6.8 | |
| Miami (FL) | 02/22/2024 | | 17:40 | 1-3 | .333 | 0-0 | .000 | 2-2 | 1.000 | 2 | 2 | 4 | 4.2 | 2 | 0 | 1 | 1 | 0 | 4 | 6.6 | |
| at Louisville | 02/25/2024 | | 17:05 | 1-4 | .250 | 0-0 | .000 | 2-2 | 1.000 | 3 | 1 | 4 | 4.2 | 4 | 0 | 2 | 1 | 2 | 4 | 6.5 | |
| at Duke | 02/29/2024 | | 27:43 | 2-4 | .500 | 0-0 | .000 | 4-6 | .667 | 1 | 2 | 3 | 4.1 | 3 | 1 | 3 | 0 | 3 | 8 | 6.6 | |
| Virginia Tech | 03/03/2024 | | 21:32 | 3-4 | .750 | 0-0 | .000 | 0-2 | .000 | 1 | 4 | 5 | 4.2 | 3 | 1 | 0 | 0 | 0 | 6 | 6.6 | |
| vs Wake Forest | 03/06/2024 | | 13:13 | 1-2 | .500 | 0-0 | .000 | 1-2 | .500 | 3 | 0 | 3 | 4.1 | 1 | 0 | 3 | 0 | 1 | 3 | 6.4 | |
| Totals | | | 14 | 553:16 | 52-114 | .456 | 0-0 | .000 | 63-89 | .708 | 49 | 58 | 107 | 4.1 | 80 | 18 | 35 | 16 | 25 | 167 | 6.4 |

Player Averages

| Games Played | Minutes/game | Points/game | FG Pct | 3FG Pct | FT Pct | Rebounds/game | Assists/game | Turnovers/game | Assist/Turnover ratio | Steals/game | Blocks/game |
|--------------|--------------|-------------|--------|---------|--------|---------------|--------------|----------------|-----------------------|-------------|-------------|
| 26 | 21.3 | 6.4 | 45.6 | 0.0 | 70.8 | 4.1 | 0.7 | 1.3 | 0.5 | 1.0 | 0.6 |



41 Taylor Lauterbach

Graduate Student • Center • 6-7
Appleton, Wisc • Appleton West HS • K-State

2023-24

- Made one 3-pointer and recorded four rebounds and three blocks against No. 3 NC State (12/31)

2020-23 AT K-STATE

- Played in 2022 Red Bull USA Basketball 3X Nationals
- Two-time Big 12 Commissioner's Honor Roll
- 2022 and 2023 Academic All-Big 12 First Team
- Appeared in 75 games with five starts her junior seasons

BACKGROUND

- 2020 and 13th among post players
- Ranked as the 13th center in the nation by ESPNW Hoopgurlz for the Class of 2020
- 2020 McDonald's All-American Game nominee
- 2020 Wisconsin Basketball Coaches Association (WBCA) D1 All-State Honorable Mention
- 2020 All-Fox Valley Association First Team after twice being named to the second team

CAREER STATISTICS

LAUTERBACH, Taylor

| SEASON | TEAM | GP-GS | MIN/AVG | Field Goals | | 3-Point | | F-Throws | | Rebounds | | | | Scoring | | | | | | |
|----------------------|--------|-------------|----------------|---------------|-------------|-------------|-------------|--------------|-------------|-----------|------------|------------|------------|--------------|-----------|-----------|-----------|----------|------------|------------|
| | | | | FG-FGA | FG% | 3FG-3FGA | 3FG% | FT-FTA | FT% | OFF | DEF | TOT | AVG | PF-FO | A | TO | BLK | STL | PTS | AVG |
| 2020-21 | KState | 24-0 | 222/9.2 | 19-44 | .432 | 1-6 | .167 | 7-20 | .350 | 21 | 40 | 61 | 2.5 | 25-0 | 7 | 18 | 17 | 0 | 46 | 1.9 |
| 2021-22 | KState | 31-0 | 244/7.9 | 17-55 | .309 | 0-4 | .000 | 10-12 | .833 | 10 | 42 | 52 | 1.7 | 32-0 | 3 | 15 | 13 | 2 | 44 | 1.4 |
| 2022-23 | KState | 20-5 | 144/7.2 | 9-29 | .310 | 1-1 | 1.000 | 6-6 | 1.000 | 8 | 25 | 33 | 1.7 | 28-0 | 3 | 11 | 12 | 3 | 25 | 1.3 |
| 2023-24 | UVa | 21-0 | 133/6.3 | 6-27 | .222 | 2-9 | .222 | 7-10 | .700 | 12 | 27 | 39 | 1.9 | 23-0 | 2 | 13 | 9 | 2 | 21 | 1.0 |
| TOTAL FOR UVa | | 21-0 | 133/6.3 | 6-27 | .222 | 2-9 | .222 | 7-10 | .700 | 12 | 27 | 39 | 1.9 | 23-0 | 2 | 13 | 9 | 2 | 21 | 1.0 |
| TOTAL | | 96-5 | 743/7.7 | 51-155 | .329 | 4-20 | .200 | 30-48 | .625 | 51 | 134 | 185 | 1.9 | 108-0 | 15 | 57 | 51 | 7 | 136 | 1.4 |

Single Game Highs

| Statistic | Value | |
|--------------|-------|--------------------------|
| Points | 10 | vs Western Ky. 11/14/21 |
| Rebounds | 16 | vs Idaho St. 12/08/20 |
| Assists | 3 | vs Idaho St. 12/08/20 |
| Steals | 2 | vs Rider 12/06/23 |
| Blocks | 6 | at Central Ark. 12/05/20 |
| FG Made | 4 | vs Western Ky. 11/14/21 |
| FG Attempts | 9 | vs Idaho St. 12/08/20 |
| 3FG Made | 1 | 4 times |
| 3FG Attempts | 3 | vs NC State 12/31/23 |
| FT Made | 3 | at Central Ark. 12/05/20 |
| FT Attempts | 8 | at Central Ark. 12/05/20 |

2023-24 GAME-BY-GAME STATISTICS

#41 LAUTERBACH, Taylor

| Opponent | Date | GS | MIN | Total | | 3-Pointers | | Free throws | | Rebounds | | | | PF | A | TO | BLK | STL | PTS | AVG | |
|-------------------|------------|----|----------|---------------|-------------|-------------|------------|-------------|-------------|-------------|-----------|-----------|-----------|------------|-----------|----------|-----------|----------|----------|-----------|------------|
| | | | | FG-FGA | PCT | 3FG-3FGA | PCT | FT-FTA | PCT | OFF | DEF | TOT | AVG | | | | | | | | |
| UMES | 11/08/2023 | | 09:33 | 0-0 | .000 | 0-0 | .000 | 1-2 | .500 | 1 | 3 | 4 | 4.0 | 1 | 0 | 3 | 0 | 0 | 1 | 1.0 | |
| Campbell | 11/12/2023 | | 06:09 | 0-0 | .000 | 0-0 | .000 | 0-0 | .000 | 0 | 1 | 1 | 2.5 | 3 | 0 | 1 | 0 | 0 | 0 | 0.5 | |
| William & Mary | 11/15/2023 | | 08:53 | 1-3 | .333 | 0-1 | .000 | 0-0 | .000 | 1 | 4 | 5 | 3.3 | 1 | 0 | 1 | 1 | 0 | 2 | 1.0 | |
| vs Tulane | 11/24/2023 | | 04:08 | 0-2 | .000 | 0-0 | .000 | 0-0 | .000 | 0 | 2 | 2 | 3.0 | 1 | 0 | 0 | 0 | 0 | 0 | 0.8 | |
| at La Salle | 12/03/2023 | | 09:10 | 0-1 | .000 | 0-0 | .000 | 2-2 | 1.000 | 0 | 2 | 2 | 2.8 | 1 | 1 | 0 | 2 | 0 | 2 | 1.0 | |
| Rider | 12/06/2023 | | 07:21 | 1-1 | 1.000 | 0-0 | .000 | 0-0 | .000 | 1 | 1 | 2 | 2.7 | 2 | 0 | 1 | 0 | 2 | 2 | 1.2 | |
| Wofford | 12/16/2023 | | 07:51 | 0-2 | .000 | 0-2 | .000 | 0-0 | .000 | 2 | 1 | 3 | 2.7 | 1 | 0 | 1 | 0 | 0 | 0 | 1.0 | |
| NC State | 12/31/2023 | | 10:48 | 1-5 | .200 | 1-3 | .333 | 0-0 | .000 | 0 | 4 | 4 | 2.9 | 2 | 0 | 0 | 3 | 0 | 3 | 1.3 | |
| Duke | 01/07/2024 | | 04:29 | 0-1 | .000 | 0-0 | .000 | 0-0 | .000 | 1 | 0 | 1 | 2.7 | 2 | 0 | 0 | 0 | 0 | 0 | 1.1 | |
| at NC State | 01/11/2024 | | 13:45 | 0-3 | .000 | 0-0 | .000 | 0-0 | .000 | 1 | 1 | 2 | 2.6 | 0 | 0 | 0 | 0 | 0 | 0 | 1.0 | |
| at North Carolina | 01/14/2024 | | 03:32 | 1-1 | 1.000 | 0-0 | .000 | 1-2 | .500 | 0 | 0 | 0 | 2.4 | 0 | 0 | 0 | 0 | 0 | 3 | 1.2 | |
| Notre Dame | 01/18/2024 | | 10:00 | 1-2 | .500 | 1-1 | 1.000 | 2-2 | 1.000 | 0 | 2 | 2 | 2.3 | 3 | 0 | 3 | 1 | 0 | 5 | 1.5 | |
| at Florida St. | 01/21/2024 | | 04:38 | 0-0 | .000 | 0-0 | .000 | 0-0 | .000 | 0 | 1 | 1 | 2.2 | 0 | 0 | 0 | 0 | 0 | 0 | 1.4 | |
| Pittsburgh | 01/25/2024 | | 05:48 | 0-0 | .000 | 0-0 | .000 | 0-0 | .000 | 1 | 1 | 2 | 2.2 | 3 | 1 | 1 | 0 | 0 | 0 | 1.3 | |
| North Carolina | 01/28/2024 | | 05:05 | 0-1 | .000 | 0-0 | .000 | 1-2 | .500 | 2 | 1 | 3 | 2.3 | 0 | 0 | 0 | 0 | 0 | 1 | 1.3 | |
| at Virginia Tech | 02/01/2024 | | 02:49 | 0-0 | .000 | 0-0 | .000 | 0-0 | .000 | 0 | 0 | 0 | 2.1 | 0 | 0 | 0 | 0 | 0 | 0 | 1.2 | |
| at Boston College | 02/08/2024 | | 00:02 | 0-0 | .000 | 0-0 | .000 | 0-0 | .000 | 0 | 0 | 0 | 2.0 | 0 | 0 | 0 | 0 | 0 | 0 | 1.1 | |
| Miami (FL) | 02/22/2024 | | 03:56 | 0-2 | .000 | 0-1 | .000 | 0-0 | .000 | 0 | 2 | 2 | 2.0 | 0 | 0 | 0 | 1 | 0 | 0 | 1.1 | |
| at Louisville | 02/25/2024 | | 02:10 | 0-0 | .000 | 0-0 | .000 | 0-0 | .000 | 1 | 0 | 1 | 1.9 | 0 | 0 | 0 | 0 | 0 | 0 | 1.0 | |
| at Duke | 02/29/2024 | | 10:52 | 1-3 | .333 | 0-1 | .000 | 0-0 | .000 | 1 | 1 | 2 | 2.0 | 2 | 0 | 2 | 1 | 0 | 2 | 1.1 | |
| Virginia Tech | 03/03/2024 | | 01:48 | 0-0 | .000 | 0-0 | .000 | 0-0 | .000 | 0 | 0 | 0 | 1.9 | 1 | 0 | 0 | 0 | 0 | 0 | 1.0 | |
| Totals | | | 0 | 132:46 | 6-27 | .222 | 2-9 | .222 | 7-10 | .700 | 12 | 27 | 39 | 1.9 | 23 | 2 | 13 | 9 | 2 | 21 | 1.0 |

Player Averages

| Games Played | Minutes/game | Points/game | FG Pct | 3FG Pct | FT Pct | Rebounds/game | Assists/game | Turnovers/game | Assist/Turnover ratio | Steals/game | Blocks/game |
|--------------|--------------|-------------|--------|---------|--------|---------------|--------------|----------------|-----------------------|-------------|-------------|
| 21 | 6.3 | 1.0 | 22.2 | 22.2 | 70.0 | 1.9 | 0.1 | 0.6 | 0.2 | 0.1 | 0.4 |

2023-24 BROADCAST SHEET




#0 OLIVIA MCGHEE
6-2 Guard
Mineral, Va.



#1 PARIS CLARK
5-8 Guard
The Bronx, N.Y.



#4 JILLIAN BROWN
5-10 Guard
Grand Rapids, Mich.




#5 YONTA VAUGHN
5-8 Guard
District Heights, Md.




#10 MIR MCLEAN
5-11 Guard/Forward
Baltimore, Md.




#12 EDESSA NOYAN
6-3 Forward
Södertälje, Sweden



#14 KAYDAN LAWSON
6-0 Guard
Cleveland, Ohio



#20 CAMRYN TAYLOR
6-2 Forward
Peoria, Ill.



#21 KYMORA JOHNSON
5-7 Guard
Charlottesville, Va.



#23 ALEXIA SMITH
5-8 Guard
Columbus, Ohio



#32 CADY PAULEY
5-11 Guard
Milan, Mo.



#33 SAM BRUNELLE
6-2 Forward
Ruckersville, Va.



#34 LONDON CLARKSON
6-2 Forward
Pflugerville, Texas



#41 TAYLOR LAUTERBACH
6-7 Center
Appleton, Wisc.



Amaka Agugua-Hamilton
Head Coach
2nd Season




CJ Jones
Assistant Coach
2nd Season



Tori Jankoska
Assistant Coach
2nd Season



Alysiah Bond
Assistant Coach
2nd Season



Janko Popovic
Assistant Coach
2nd Season

2024 WOMEN'S BASKETBALL INVITATION TOURNAMENT



© Copyright 2024 WBIT, L.L.C.

All Games Eastern Time
*Indicates host institution

