



GEORGIA TECH BASKETBALL 2023-24

ACC Champions 1985, 1990, 1993, 2021 • Final Four 1990, 2004 • 17 NCAA Tournament appearances

2023-24 Schedule/Results

Date	Opponent	TV	Time
N1	CLARK ATLANTA (exh)	-	W, 91-75
N6	GEORGIA SOUTHERN	ACCNX	W, 84-62
N9	HOWARD	ACCNX	W, 88-85
N14	UMASS LOWELL	ACCNX	L, 71-74
N22	at Cincinnati	ESPN+	L, 54-89
N28	MISSISSIPPI STATE* (21/22)	ACCN	W, 67-59
D2	DUKE (7/7)	The CW	W, 72-68
D5	at Georgia	SECN	L, 62-76
D9	ALABAMA A&M	ACCN	W, 70-49
D16	vs. Penn State+	B1GN	W, 82-81 (ot)
D21	vs. Massachusetts#	ESPN2	W, 73-70
D22	at Hawai'i#	ESPN2	W, 73-68
D24	vs. Nevada#	ESPN	L, 64-72
J3	at Florida State	ACCN	L, 71-82
J6	BOSTON COLLEGE	ESPN2	L, 87-95
J9	NOTRE DAME	ACCN	L, 68-75 (ot)
J13	at Duke (11/11)	ACCN	L, 79-84
J16	at Clemson (rv)	ACCN	W, 93-90 (2ot)
J20	VIRGINIA	ACCN	L, 66-75
J23	PITTSBURGH	ESPNU	L, 64-72
J27	at Virginia Tech	ACCN	L, 67-91
J30	NORTH CAROLINA (3/3)	ESPN	W, 74-73
F3	at NC State	The CW	L, 76-82
F6	WAKE FOREST	ESPNU	L, 51-80
F10	at Louisville	ACCN	L, 67-79
F14	at Notre Dame	ACCN	L, 55-58
F17	SYRACUSE	The CW	W, 65-60
F21	CLEMSON	ACCN	L, 57-81
F24	at Miami	ACCN	W, 80-76
M2	FLORIDA STATE	ESPN2	W, 85-76
M5	at Wake Forest	ACCN	W, 70-69
M9	at Virginia	ACCN	8 p.m.
M12-16 ACC Tournament (Washington, D.C.)%			
*ACC/SEC Challenge; +Holiday Festival (Madison Square Garden, New York, N.Y.); #Diamond Head Classic (Honolulu, Hawai'i); %ACC Tournament (Washington, D.C.)			
All times Eastern; home games in ALL CAPS			

RADIO: Georgia Tech Sports Network by Legends Sports

Announcers	Andy Demetra, Randy Waters
Engineer	Miller Pope
Network station in Atlanta	680 AM / 93.7 FM
Satellite Radio	SiriusXM channel 390 / SiriusXM app
Online	GT Gameday App, Rambliwreck.com
Tuneln	buzz.gt/LiveTuneln

Television ACC Network

Announcers	Mike Monaco, Randolph Childress
------------	---------------------------------

Communications

GTMBB contact	Mike Stamus
Phone	404-894-5445 (ofc), 404-218-9723 (cell)
E-mail	mstamus@athletics.gatech.edu

Social Media: #StingEm

Official Twitter	@GTMBB
Facebook	gtmensbasketball
Instagram	gtmensbasketball

GEORGIA TECH (14-16, 7-12 ACC) vs. VIRGINIA (21-9, 12-7 ACC) Game 31 • March 9, 2024 • 8 p.m. EST

Jackets Finish Regular Season at Virginia

Having won four of its last five games, Georgia Tech is closing out its regular season on the road this week, taking on Virginia at 8 p.m. Saturday night at John Paul Jones Arena in Charlottesville, the final game of the regular season in the conference.

Tech (14-16, 7-12 ACC) has won three in a row, having defeated Miami (80-76), Florida State (85-76) and Wake Forest (70-69) in the last 10 days. The Jackets have also scored ACC wins over Duke, Clemson (on the road), North Carolina and Syracuse, and are tied for 11th place in the ACC standings with Boston College and Notre Dame entering the final Saturday of the regular season.

Virginia (21-9, 12-7 ACC) has not played since dropping a 73-48 decision last Saturday at Duke. UVA sits alone in third place in the ACC standings, but has lost four of its last six games, including home court defeats to Pittsburgh (74-63) and North Carolina (54-44). The Cavaliers have defeated Wake Forest (49-47) and Boston College (72-68) in that stretch.

Saturday's game will be televised live on the ACC Network, with a live stream available on the ESPN app. Radio coverage is on the Georgia Tech Sports Network by Legends Sports and flagship station 680 the Fan (680 AM/93.7 FM). The Tech broadcast is also available on SiriusXM channel 390 and the SiriusXM app.

EVENT INFORMATION

Venue/Site	John Paul Jones Arena, Charlottesville, Va.
Series vs. Virginia	Tech trails, 40-48
On the road	Tech trails, 11-26
Last meeting	1/20/2024 - UVA def. Tech, 75-66, in Atlanta

GEORGIA TECH YELLOW JACKETS

Rankings (AP/coaches/KenPom/NET)	nr nr 125 125
Record breakdown	8-7 home 4-8 road 2-1 neutral
Head coach	Damon Stoudamire (Arizona, 1995)
Career record/at GT	85-93 (6th yr) 14-16 (1st yr)
Stoudamire vs. Virginia	0-1

VIRGINIA CAVALIERS

Rankings (AP/coaches/KenPom/NET)	nr nr 67 50
Record breakdown	14-2 home 5-6 road 2-1 neutral
Head coach	Tony Bennett (Green Bay, 1991)
Career record/at VA	431-167 (18th yr) 362-134 (15th yr)
Tech vs. Bennett	2-18

ROSTER AT-A-GLANCE (#indicates last game starters)

24	Amaree Abram	G	6-4	190	So	Port Arthur, Texas	3.4 ppg	1.1 apg	> Transfer from Ole Miss; played in 10 games this season, starting four; last game 5 pts in 10 min vs. WF
12	Tyzhaun Claude	F	6-8	236	Sr.*	Goldsboro, N.C.	4.8 ppg	5.2 rpg	> Grad transfer from Western Carolina; started 4 games; avg 4.3 ppg, 5.0 rpg, 49.0% FG in ACC games
3	Dallan "Deebo" Coleman	G	6-6	218	So	Memphis, Tenn.	6.2 ppg	2.5 rpg	> Four double-figure games, 18.9 mpg off the bench (15.4 mpg in ACC), only 10 turnovers in 492 minutes
10	Ebenezer Dowuona	F	6-11	225	Sr.	Accra, Ghana	1.0 ppg	1.4 rpg	> Transfer from NC State; played in 18 games, started 13 (9.6 mpg), 9-22 FG; missed last 7 games (inj)
5	Tafara Gapare#	F	6-9	205	So	Wellington, New Zealand	5.0 ppg	3.3 rpg	> Transfer from UMass; 5.2 ppg, 3.7 rpg, 34.4% FG, 19 blocks in ACC games; 9.2 ppg/7.0 rpg last 5 games
2	Naithan George#	G	6-3	180	Fr.	Toronto, Ontario	9.1 ppg	4.6 apg	> DNP 1st 3 games, started last 27; averaging 9.8 ppg, 5.0 apg, 2.44-1 ATO ratio in ACC games
13	Miles Kelly#	G	6-6	175	So	Stone Mountain, Ga.	14.4 ppg	5.9 rpg	> Tech's top scorer, No. 2 rebounder, eight 20-pt games this season; 14.6 ppg, 5.7 rpg, 39.4% 3pt FG vs. ACC
4	Carter Murphy	G	6-4	200	Sr.	Phoenix, Ariz.	1.9 ppg	0.8 rpg	> Grad transfer from Air Force; played 13 games this season, 9 ACC games, 38.9% 3pt FG
11	Baye Ndongo#	F	6-9	236	Fr.	Mboro, Senegal	11.8 ppg	8.1 rpg	> 3-time ACC Rookie of the Week; 6 double-doubles this season; avg 12.1 ppg, 7.6 rpg, 54.6% FG vs. ACC
35	Emmer Nichols	F	6-6	219	Fr.	Woodside, Calif.	0.0 ppg	2.0 rpg	> Non-scholarship player in 2nd year in the program, redshirted in 2022-23, out for season (broken leg)
14	Kowacie Reeves, Jr.#	G	6-6	192	Jr.	Macon, Ga.	10.1 ppg	4.1 rpg	> Transfer from Florida; started all 30 games, double figures in 13; 9.3 ppg, 41% FG, 42% 3pt FG vs. ACC
23	Ibrahima Sacko	G/F	6-6	222	Fr.	Conakry, Guinea	2.2 ppg	2.7 rpg	> Top-3 prospect in Canada in 2023 class; played 20 games, 3 starts (all ACC), 11.4 mpg; 13 pts at Notre Dame
33	Marcos San Miguel	G	6-4	201	Fr.	Smyrna, Ga.	0.0 ppg	1.0 rpg	> Non-scholarship player in 1st year in the program, played in 1 game
30	Ibrahim Souare	F	6-9	210	Fr.	Guinea	--	--	> From Canyon Int'l Academy (Glendale, Ariz.), member Guinea team 2022 U18 FIBA African Championship
1	Kyle Sturdivant	G	6-3	196	Sr.	Norcross, Ga.	9.0 ppg	2.9 apg	> Avg 20.2 mpg off the bench; 12 double-figure scoring games; 9.2 ppg, 2.8 apg, 88.6% FT in ACC
0	Lance Terry	G	6-2	200	Sr.	College Park, Ga.	--	--	> No. 2 scorer in 2022-23 (10.1 ppg), red-shirting this season after missing first 8 games with injury

TECH NOTEBOOK

Tech Team Statistics

Category	2023-24	ACC	NCAA
Scoring offense	71.2	13	248
Scoring defense	75.0	12	262
Scoring margin	-3.9	14	290
Field goal pct.	.420	14	299
Effective FG pct.	.487	13	271
Field goal pct. def.	.422	5	90
3-pt FG pct.	.331	12	229
3-pt FG per game	8.1	8	114
3-pt FG att. per game	24.4	3	66
3-pt FG pct. def.	.315	4	62
3-pt FG allowed	7.7	-	-
Free throw pct.	70.2	12	253
FT made per game	12.3	11	275
FT attempts per game	17.5	11	258
Rebounds per game	38.7	2	45
Rebound margin	+2.8	5	99
O-Reb per game	11.7	2	75
D-Reb per game	27.0	3	50
Assists per game	13.2	10	169
Assist/TO ratio	1.06	12	217
Turnover margin	-3.7	15	340
Turnovers per game	12.5	13	236
Turnovers forced per game	8.8	15	348
Blocks per game	4.2	5	69
Steals per game	4.4	14	338
Fouls per game	16.9	13	187
Bench points per game	23.2	2	83
Fast break points per game	7.9	9	257

Rankings through games of March 6

Games Started/Finished

Player	2023-24	Conf.	Career	*Finished
Amaree Abram	4	-	26	3
Tyzaun Claude	4	-	51	6
Deebo Coleman	-	-	36	17
Ebenezer Dowouna	13	7	43	1
Tafara Gapare	13	8	13	13
Naithan George	26	19	26	15
Miles Kelly	30	19	58	22
Carter Murphy	-	-	8	5
Baye Ndongo	27	19	27	18
Emmer Nichols	-	-	-	2
Kowacie Reeves, Jr.	30	19	47	24
Ibrahima Sacko	3	2	3	8
Marcos San Miguel	-	-	-	1
Kyle Sturdivant	-	-	49	19
Lance Terry	-	-	58	-

Includes starts at previous school and in conference tournaments

*Games finished includes only 2023-24 season

Non-Conference Breakdown

Team	Conf.	Record	Conf.	KP	NET
Alabama A&M	SWAC	9-20	8-8	336	333
Cincinnati	Big 12	17-13	6-11	44	45
Georgia	SEC	16-14	6-11	93	102
Georgia Southern Sun Belt		8-23	8-10	285	290
Hawaii	Big West	18-13	10-9	169	167
Howard	MEAC	15-15	9-4	276	275
Massachusetts	A-10	20-10	11-7	87	86
UMass Lowell	Am. East	20-9	11-5	151	139
Mississippi State	SEC	19-11	8-9	33	33
Nevada	Mtn West	25-6	12-5	37	40
Penn State	Big Ten	14-16	8-11	86	96

GT strength of schedule rank 19 44

GT NC strength of schedule rank 76 97

vs. Quad 1: 4-5 vs. Quad 2: 4-7

vs. Quad 3: 3-4 vs. Quad 4: 3-0

KP - KenPom.com, NET - NCAA NET rankings

Through games of March 6

What's at Stake Saturday

Four of the teams in the bottom five of the ACC standings are on the road Saturday. Georgia Tech is at Virginia, Notre Dame is at Virginia Tech, Miami is at Florida State, and Boston College plays at Louisville.

Tech can be seeded no higher than No. 11 in next week's ACC Tournament, and no lower than No. 14, which means the Yellow Jackets will play in either the 2 p.m. game (12 seed vs. 13 seed) or the 7 p.m. game (11 vs. 14) in the opening round of next week's ACC Tournament.

Seed scenarios may all shake out before Tech and UVA, the final game of the day, tip off on Saturday.

- Georgia Tech loses two-way tiebreakers with Boston College and Notre Dame, and wins a two-way tiebreaker with Miami.

- If Miami loses Saturday, it will be the 14 seed.
- If Boston College wins Saturday, it will be the No. 11 seed.

- If Georgia Tech wins and BC and Notre Dame both lose, Tech would be the 11 seed and play either BC, Miami or ND at 7 p.m. Tuesday.

- If BC, Tech and Notre Dame all win Saturday (3-way tie at 8-12), Tech would be the 13 seed because it is 0-3 against the other two. BC is 3-0 vs. the other two and would be the 11th seed, while Notre Dame would be No. 12 (2-2 vs. the other two). Tech would play Notre Dame at 2 p.m. Tuesday.

- If BC, Tech and Notre Dame lose and Miami wins, creating a 4-way tie for 11th at 7-13, Tech would be the 14 seed because it has the worst record against the other three teams (1-3). In that scenario, BC would get the 11 seed, Miami would be 12, Notre Dame 13 and Tech 14. Tech would face BC at 7 p.m. Tuesday.

- Also, if BC wins, Tech and Notre Dame lose and Miami wins, there would be a 3-way tie for 12th at 7-13. Tech would be the 14 seed in this scenario (1-2 vs. the other two teams) and play BC at 7 p.m. Tuesday.

The Tip-Off

- Georgia Tech is riding a three-game winning streak for the first time since defeating Alabama A&M, Penn State, Massachusetts and Hawaii in succession in December. Tech finished the regular season with three straight wins last season.

- Tech is 3-6 in ACC road games this season. Another win Saturday would give the Yellow Jackets a 4-6 record, same as its home mark in conference games. The Jackets are 4-8 in road games overall.

- This is the sixth consecutive season Tech has finished the regular season on the road. The last time the Jackets finished with a home game was 2017-18. Further, this is the third straight season that Tech finishes the regular season with TWO road games.

- Fourteen of Tech's 19 ACC games have been decided by single digits. Twenty-one of Tech's 30 games overall this season have been decided by fewer than 10 points, second-most in the nation (Tech is 12-9 in these games). Fourteen games have been decided by five points or fewer.

- Tech's seven ACC wins have been earned by a total of 27 points. The Jackets' nine-point win over Florida State last Saturday has been its widest margin of victory.

- Tech is 7-12 against Quad 1 (4-5) and Quad 2 (4-7) teams this season, with Quad 1 wins over Duke, Clemson, North Carolina and Wake Forest. Saturday's game at Virginia represents another Quad 1 opportunity. Tech was 3-14 last season against Quad 1/2 foes.

- Four of Georgia Tech's ACC wins have come against the ACC's four highest-ranked teams in the NCAA's NET rankings - North Carolina (9), Duke (10), Clemson (24) and Wake Forest (42). Virginia (50) is the next highest.

- Miles Kelly (14.6 ppg) leads three Yellow Jackets averaging in double figures this season, including freshman forward Baye Ndongo (11.7) and junior guard Kowacie

Series vs. Virginia (40-48)

Home: 24-17, Away: 11-26, Neutral: 5-5

All Home Games: 24-17
At McCamish Pavilion: 2-6
At Alexander Memorial Coliseum: 21-8
At Georgia Dome: 1-0
At The Omni: 1-3
At Phillips Arena: 0-1
In Atlanta: 26-18
All Road Games: 11-26
At John Paul Jones Arena: 1-10
At University Hall: 10-16
As ACC members: 38-47
In the ACC Tournament: 5-5
All Neutral Games: 5-5
Under Whack Hyder: 1-1
Under Dwane Morrison: 1-4
Under Bobby Cremins: 24-20
Under Paul Hewitt: 11-8
Under Brian Gregory: 2-5
Under Josh Pastner: 0-9
Under Damon Stoufamine: 0-1
Vs. Tony Bennett: 2-18
Longest Winning Streak: 9 games (1990-94)
Longest Losing Streak: 11 games (2016-present)
Most Points Scored: 105 on 2-14-1998
Fewest Points Scored: 28 on 1-22-2015
Most Points Allowed: 96 on 3-12-1983
Fewest Points Allowed: 46 on 1-21-1985
Largest Margin of Victory: 27 on 1-19-1991
Largest Margin of Defeat: 41 on 2-16-1981

Recent Series Results

1-9-2001.....10/11.....a1 W 73- 68
2-11-2001.....6/9.....h10 W 62- 56
3-9-2001.....12/12.....n5 W 74- 69
1-22-2002.....7/7.....h10 L 65- 69
2-23-2002.....22/15.....a1 W 82- 80
2-1-2003.....h10 W 80- 60
3-5-2003.....a1 W 90- 73
1-15-2004.....12/14.....h10 W 75- 57
2-14-2004.....15/16.....a1 L 80- 82
1-8-2005.....9/10.....h10 W 92- 69
12-4-2005.....h10 W 63- 54
2-24-2007.....24/n.....a2 L 69- 75
1-27-2008 (ot).....a2 W 92- 82
3-3-2008.....h10 L 74- 76
3-13-2008.....n6 W 94- 76
12-28-2008 (ot).....h10 L 84- 88
1-13-2010.....20/18.....a2 L 75- 82
1-22-2011.....a2 L 64- 72
2-23-2011.....h10 L 56- 62
1-19-2012.....15/17.....h13 L 38- 70
2-3-2013.....h15 W 66- 60
2-24-2013.....a2 L 54- 82
2-8-2014.....h15 L 45- 64
1-22-2015.....a2 L 28- 57
1-9-2016.....4/4.....h15 W 68- 64
3-10-2016.....4/4.....n7 L 52- 72
1-21-2017.....16/16.....a2 L 49- 62
1-18-2018.....2/2.....h15 L 48- 64
2-21-2018.....1/2.....a2 L 54- 65
2-27-2019.....2/2.....a2 L 51- 81
1-18-2020.....h15 L 58- 63
1-23-2021.....13/12.....a2 L 62- 64
2-10-2021.....9/9.....h15 L 49- 57
2-12-2022.....a2 L 53- 63
12-31-2022.....13/14.....h15 L 56- 74
1-20-2024.....h15 L 66- 75

a1-University Hall; a2-John Paul Jones Arena; n6-ACC Tournament (Bobcats Arena, Charlotte, N.C.); n7-ACC Tournament (Verizon Center, Washington, D.C.)

TECH NOTEBOOK

Georgia Tech Quick Facts

Official Name: Georgia Institute of Technology
Location: Atlanta, Ga.
Enrollment: 45,295
Founded: 1885
Colors: Old Gold and White
Nickname: Yellow Jackets, Ramblin' Wreck
Mascot: Buzz (Yellow Jacket)
Fight Songs: Ramblin' Wreck, White and Gold
Conference: Atlantic Coast (ACC)
Home Arena: McCamish Pavilion (capacity 8,600)
President: Dr. Angel Cabrera
Director of Athletics: J Batt
Faculty Rep. for Athletics: Dr. Jenna Jordan
Head Coach: Damon Stoudamire (Arizona, 1995)
 Record at Tech: 14-16 (1st season)
 Overall: 85-93 (6th season)
 ACC Regular Season: 7-12
 ACC Tournament: 0-0
 NCAA Tournament: 0-0
Associate Head Coach: Karl Hobbs (Connecticut, 1984), 1st season
Assistant Coach: B.J. Elder (Georgia Tech, 2014), 5th season
Assistant Coach: Pershin Williams (North Florida, 2005), 1st season
Assistant Coach: Nate Babcock (Wisconsin-Eau Claire, 2009), 1st season
Assistant Coach: Bonzi Wells (Ball State, 1998), 1st season
Director of Player Personnel: Matt Holt (Northeastern, 2011), 1st season
Director of Scouting: Hayden Sheridan (Arizona, 2016), 6th season
Director of Operations: Tyler Benson (St. Bonaventure, 2009), 8th season
Assistant Director of Operations: Taylor Ann Hendricks (Iowa State, 2020), 2nd season
Associate Director of Sports Medicine: Richard Stewart (Salisbury, 2005), 17th season
Director of Strength and Conditioning: Justin Landry (Cal State East Bay, 2012), 1st season
Recruiting and Operations Coordinator: Jake Albutus (Western Michigan, 2020), 1st season

Basketball History

109th season: 1st game, Feb. 17, 1906 vs. Auburn
All-time Record: 1,451-1,321!
Winning/Losing/500 Seasons: 55 / 49 / 4
NCAA Appearances (17): 23-17 record
 1960, 1985, 1986, 1987, 1988, 1989, 1990, 1991,
 1992, 1993, 1996, 2001, 2004, 2005, 2007, 2010, 2021
Final Fours (2): 1990, 2004
NIT Appearances (8): 10-8 record
 1970, 1971, 1984, 1994, 1998, 1999, 2003, 2016
ACC Championships (4): 1985, 1990, 1993, 2021
ACC Regular-Season Titles (2): 1985 (tie), 1996
ACC Regular-Season Record (45th season): 294-433!
ACC Tournament Record: 29-39
SEC Championships (1): 1938
SEC Regular-Season Titles (1): 1937
SEC Regular-Season Record (1932-64): 201-207
Metro Conference Regular-Season Record (1975-78): 9-10
Metro Conference Tournament Record: 4-3
Record at McCamish Pavilion: 131-74! (12th season)
Record at Alexander Memorial Coliseum:
 556-194 (55 seasons, 1956-2011)
Record at State Farm Arena: 8-12
Record at Gas South Arena: 4-1
Record at Georgia Dome: 9-5
All-Time Head Coaches: 14
ACC Head Coaches: 5
All-America Selections: 14 (12 players)
Consensus All-Americans: 2
First-Team All-Americans: 5
National Players of the Year: 1
All-ACC Selections: 57 times (34 players)
ACC Players of the Year: 2
ACC Rookies of the Year: 11
ACC Coaches of the Year: 5 (3 coaches)
ACC Tournament MVPs: 4
ACC All-Freshman Team: 15
! On-court record (Georgia Tech had 22 wins and one loss during the 2016-17 and 2017-18 seasons vacated by the NCAA's Committee on Infractions.)

Reeves, Jr. (10.1). Tech's other rotation player averaged between 4.8 and 9.4 points per game.

- Tech has started two freshmen - **Baye Ndongo** and point guard **Naithan George** - in its last 26 games. The Jackets have not had two freshmen in its regular starting lineup since the 2018-19 season (**Michael Devoe**, **Khalid Moore**), and have not had a freshman regularly start at point guard since Jose Alvarado in 2017-18.

Series vs. Virginia

- Virginia has won the last 11 games in the series, and 19 of the last 21 meetings to move ahead 48-40 in the all-time series, which dates back to 1947.
- The Cavaliers won the first meeting of the 2023-24 season in Atlanta by a 75-66 score.
- Tech is just 1-10 at John Paul Jones Arena and has lost on its last nine trips to Charlottesville. The Jackets' last win on the Cavaliers' home court was Jan. 27, 2008, a 92-82 overtime decision.
- The Yellow Jackets were 10-16 against Virginia at University Hall, the Cavaliers' former home court, Tech's best winning percentage on any ACC foe's home court.
- Tech is 2-6 against Virginia in McCamish Pavilion after going 21-8 against the Cavaliers in Alexander Memorial Coliseum. Overall, the Yellow Jackets are 24-17 on all home courts and 26-18 in games played in the city of Atlanta.
- Since Tech joined the ACC, the Yellow Jackets are 38-47 against Virginia.
- Tech was 11-8 against Virginia under Paul Hewitt, including wins in all three meetings in Hewitt's first season of 2000-01. Tony Bennett is 18-2 vs. Tech.
- Tech has failed to score 50 points in six of the 20 meetings against Bennett's Virginia teams. Tech's high of 75 came in the very first meeting in 2010.
- Tech and Virginia have played to overtime seven times since the 1983-84 season, including a 72-71 triple-overtime win for Tech in Atlanta on Jan. 23, 1984, and an 88-85 double-overtime triumph for Virginia in Charlottesville on Jan. 22, 1995.
- In the ACC Tournament, Tech has won five of 10 meetings, including a 70-61 Jacket victory in the 1990 final in Charlotte.

When Last We Met

Georgia Tech raced out to an early 11-point advantage and led for most of the first half, but visiting Virginia went on a 23-3 run that spanned the end of the first period and the beginning of the second, and held off the Yellow Jackets, 75-66, on Jan. 20 at McCamish Pavilion.

A loud crowd of 6,380 saw Tech jump out to a 24-13 lead just 11 minutes into the game, and the Jackets led by eight at 29-21 with under four minutes to go in the first half. However, Virginia made its final five shots of the opening period and out-scored Tech, 12-0, over the last three-and-a-half minutes of the half to take a 33-29 halftime lead.

Virginia remained hot after the break, making four of its first six shots and out-scoring the Jackets, 11-3, to cap the 23-3 run and take a 44-32 lead just over three minutes into the second half.

The Yellow Jackets wouldn't go away quietly, as they used a 9-0 run to pull within five points at 67-62 and ignite the McCamish Pavilion crowd with 1:39 to go. But Virginia got huge 3-pointers from Jake Groves and Isaac McKneely in the final 90 seconds to hold off the Jackets.

Tech (9-9, 2-5 ACC) was led by true freshmen point guard **Naithan George** and **Baye Ndongo**, who scored 15 points apiece. George dished out a team-high nine assists while Ndongo made 6-of-7 field goals and grabbed a team-high-tying five rebounds.

McKneely led Virginia (13-5, 4-3 ACC) with 20 points and UVA's Reece Beekman added 19 points and 11 assists.

Just Georgia Tech, please...

The Georgia Institute of Technology is the official title, but Georgia Tech will work fine, or just Tech (unless you're in Virginia or Texas). We would appreciate it if you would use our name in those ways. Georgia Tech University is incorrect. Thank you.

Georgia Tech By the Numbers

1	SEC Championships
1	NCAA Post-Graduate Scholar
1	Naismith Award winner
2	Final Four appearances
2	ACC regular-season titles
2	ACC Players of the Year
2	National Freshmen of the Year
3	Years a Member of the Metro Conference
4	ACC Championships
5	First-team All-America players
6	Jersey numbers retired
6	Academic All-Americans
7	NCAA Sweet 16 appearances
8	Wins over teams ranked No. 1
8	NBA lottery picks
12	ACC Rookie of the Year honorees
14	Head coaches in program history
17	NCAA Tournament berths
19	NBA first-round draft picks
25	Total postseason berths (NCAA and NIT)
32	Years a Member of the SEC
43	Years a Member of the ACC
47	Players taken in the NBA Draft
51	Players selected All-ACC
228	Weeks ranked in either AP or Coaches Poll

Tech Head Coaches in First Year

Coach	Season	Record (Conf)
John Chapman	1905-06	2-1
John Heisman	1908-09	1-6
William Alexander	1919-20	7-10
Joe Bean	1920-21	4-10
Harold Hansen	1924-25	4-12
Roy Mundorff	1926-27	17-10
Dwight Keith	1943-44	14-4 (3-1)
Roy McArthur	1946-47	12-11 (6-6)
John "Whack" Hyder	1951-52	7-15 (5-13)
Dwane Morrison	1973-74	5-21
Bobby Cremins	1981-82	10-16 (3-11)
Paul Hewitt	2000-01	17-13 (8-8)*
Brian Gregory	2011-12	11-20 (4-12)
Josh Pastner	2016-17	21-16 (8-10)#
Damon Stoudamire	2023-24	14-16 (7-12)

*NCAA Tournament
 #On-court record (22 wins, 1 loss vacated by NCAA Committee on Infractions)

TECH NOTEBOOK

Tech's Record

	2023-24	2022-23
At home	8-7	11-6
On the road	4-8	2-9
At neutral sites	2-1	1-3
Vs. top-10 opponents	2-0	0-0
Vs. top-25 opponents	3-1	1-3
Vs. teams over .500	10-12	7-15
Vs. teams under .500	2-3	6-2
Vs. teams at .500	1-1	2-1
While in the top 25	0-0	0-0
In November	3-2	4-3
In December	5-2	3-3
In January	2-7	1-7
In February	2-5	5-4
In March/April	2-0	2-1
Wearing white uniforms	7-6	8-7
Wearing gold uniforms	3-5	6-7
Wearing navy uniforms	2-2	0-0
Wearing gray uniforms	2-2	0-4
Wearing HBE uniforms	0-1	1-0
Game is decided by 5 pts./fewer or OT	10-3	4-3
Game is decided by 10/fewer or OT	12-9	7-7
Leading at the half	10-4	11-1
Trailing at the half	3-11	3-17
Tied at the half	1-1	1-0
Leading with 5:00 to play	11-0	10-2
Trailing with 5:00 to play	3-16	3-15
Tied with 5:00 to play	0-0	2-1
In overtime games	1-1	0-1
After a bye in the ACC schedule	1-0	0-1
Tech scores 100 or more points	0-0	0-0
Tech scores 70 or more points	12-5	12-3
Tech scores fewer than 70 points	2-11	3-15
Opponent scores 100 or more points	0-0	0-0
Opponent scores 70 or more	7-15	4-16
Opponent scores fewer than 70	7-1	10-3
Opponent scores fewer than 50	0-0	0-0
Tech shoots 50 pct. or better	3-3	1-0
Opponent shoots 50 pct. or better	1-4	1-6
Opponent shoots under 40 pct.	7-4	7-0
Tech has a higher FG% than opponent	12-4	12-2
Tech has a lower FG% than opponent	1-12	3-16
FG percentage is even	0-0	0-0
Tech has more 3-point FGs	10-4	11-6
Tech has fewer 3-point FGs	4-8	1-8
3-point FGs are even	0-3	3-4
Tech attempts more FT than opponent	6-7	9-2
Tech attempts fewer FT than opponent	7-9	6-16
Free throw attempts are even	1-0	0-0
Tech outrebounds opponent	11-6	9-5
Opponent outrebounds Tech	2-9	6-13
Rebounds are even	1-1	0-0
Tech has fewer turnovers than opponent	3-6	12-6
Tech has more turnovers than opponent	11-10	3-9
Turnovers are even	0-0	0-3
Tech has more assists than turnovers	8-9	12-11
Committing more fouls	6-10	3-13
Committing fewer fouls	6-6	8-4
Fouls are even	2-0	4-1
4/more Jackets score in double figures	5-2	12-5
A Jacket scores 20 or more	11-6	6-3
A Jacket scores 30 or more	0-1	1-0
Scoring more bench points	7-10	6-10
Scoring fewer bench points	5-6	8-8
Bench scoring is even	1-0	1-0

Tight Games

Games in Division I decided by single digits in 2023-24 (through games of Feb. 28)

School	Total	Won	Lost
Lehigh	22	8	14
Georgia Tech	21	12	9
California	21	10	11
UAB	20	14	6
Howard	20	11	9
Coastal Carolina	20	8	12
UCLA	19	8	11
Monmouth	19	12	7
Stony Brook	18	9	9
Fordham	18	8	10
Memphis	17	11	6
Hofstra	17	10	7
Seattle U	17	7	10
Delaware State	16	7	9

Last Time Out

Freshman **Baye Ndongo** dropped in a baseline hook shot off an in-bounds play with 0.4 seconds left in the game, lifting Georgia Tech to a 70-69 victory over Wake Forest Tuesday night in Winston-Salem.

Tech, which had taken an 80-51 home court defeat at the hands of the Demon Deacons on Feb. 6, won its third straight game and fourth in the last five with its second ACC road victory of the season. In the process, the Yellow Jackets handed Wake Forest its third straight defeat and its first home loss this season after 15 wins.

Ndongo's winning basket came after the Jackets had watched a 14-point halftime lead slip away and Wake Forest take its only lead of the game on Hunter Sallis' jumper with 18 seconds to go. **Miles Kelly** drove the lane but lost his balance and the ball, but he recovered the ball to get a held ball call and retain possession for Tech with 3.8 seconds left.

Naithan George in-bounded the ball to Ndongo, and instead of handing it back to George, drove at the Deacons' 6-11 center Efton Reid III and lofted a soft baby hook with his right hand over Reid's outstretched arms and into the basket. Wake in-bounded but time ran out.

The Yellow Jackets scored the first 12 points of the game, hitting 4-of-5 from three-point range, and led by as many as 19 in the first half before taking a 40-26 advantage into intermission. Kelly went 4-for-4 from three-point range as Tech shot 57 percent in the opening 20 minutes, 8-of-14 from three-point range.

Wake Forest slowly chipped way at the halftime deficit behind Cameron Hildreth, who scored 13 of his 17 points after intermission, and Sallis, who scored 13 of his game-high 22 in the second half.

Kelly finished the game with 19 points, while George scored 16 and **Tafara Gapare** added 11 for the Yellow Jackets. Ndongo scored nine and grabbed 11 rebounds.

Team Trends

- Tech reversed a 29-point home loss to the Demon Deacons on Feb. 6. It was the 10th time in the Yellow Jackets' ACC history that they have executed a point differential swing of 30 or more points from the first meeting to the second in the same season.
- It was the first time, however, that the Jackets defeated a team that they had lost to by as many as 29 points in the first meeting. The previous largest margin of defeat was 23, also to Wake Forest in 1993 (lost the first meeting 81-58, won the second 69-58).
- Tech has led for nearly 76 of the 80 minutes in its last two games, and has trailed for just 35 seconds total.
- Tech shot 53.7 percent from the floor against Wake

A Make-or-Miss Game

Georgia Tech's offensive rankings vs. the ACC last 7+ seasons (ACC regular season games only)

Year	PPG	FG Pct.	3pt FG Pct.
2023-24	70.9 (11)	.428 (12)	.357 (7)
2022-23	66.8 (13)	.413 (15)	.341 (9)
2021-22	66.0 (12)	.428 (10)	.325 (11)
2020-21	71.8 (6)	.482 (2)	.360 (3)
2019-20	69.9 (9)	.462 (2)	.341 (6)
2018-19	60.7 (15)	.426 (8)	.306 (12)
2017-18	63.6 (14)	.419 (12)	.312 (15)
2016-17	65.1 (14)	.434 (14)	.309 (15)

Forest, and has hit 50 percent or better in five games this season, all against ACC foes.

- Tech has averaged 9.1 three-point field goals and connected on 38.1 percent of its three-point tries in road games this season. **Kowacie Reeves, Jr.** (49 percent) and **Miles Kelly** (44 percent) lead the way.

- Tech has out-rebounded each of its last five opponents, and by an average of more than 12.4 per game (34-25 over Wake Forest), and posted its largest margin of the stretch against Florida State at 55-33. The Jackets had a 41-34 advantage on the boards over Miami, edged Clemson, 34-31, and dominated Syracuse, 49-28.

- Tech has made 76.3 percent of its free throws (167-of-219) in its last nine games, and is 53-of-64 (82.8 percent) over its last three games.

- After a five-game stretch of scoring less than one point per possession, Tech has scored more than a point per possession in three straight games (1.17 against Miami, 1.10 against Florida State, 1.07 vs. Wake Forest).

- Tech used just eight players in its wins over Miami, FSU and Wake Forest. Hawaii on Dec. 22 was the only other game this season in which only eight Jackets saw the court.

- Tech ranks No. 2 in the ACC and No. 83 nationally in bench scoring (23.7 points per game). Tech's reserves have scored 20 or more points in 11 of its last 14 games, and have out-scored its opponent's bench in 10 straight games.

- **Miles Kelly** and **Kowacie Reeves, Jr.**, remain the only Tech players to start every game this season.

- **Kyle Sturdivant** and **Deebo Coleman** have not started a game this year, but have been on the floor for 19 and 17, respectively, of Tech's games at the finish.

- Tech's point guard tandem of **Naithan George** and **Kyle Sturdivant** has averaged 6.9 assists per game combined, 7.8 per game in ACC play. Both players rank among the nation's top 85 players in assist rate (assists divided by the field goals made by the player's teammates while he is on the court) according to KenPom.com.

- Seven Tech players have scored at least 20 points in a game this season - **Naithan George**, **Kyle Sturdivant**, **Deebo Coleman**, **Tafara Gapare**, **Kowacie Reeves, Jr.**, **Baye Ndongo** and **Miles Kelly**. It is only the second time that as many as seven different Yellow Jackets have scored 20-plus in a game during a season (2007-08).

Player Highlights

- **Miles Kelly** made five three-point attempts at Wake Forest and passed **Drew Barry** for ninth place all-time in three-point field goals (183).

- **Kelly** also moved up to 44th place on Tech's all-time scoring list, now with 1,049 points. Ben Lammers is 43rd with 1,055 points.

- In Tech's road games, **Kelly** has averaged 17.5 points, hit 46.2 percent from the floor and 44.0 percent from the free throw line.

- **Baye Ndongo** has grabbed 25 rebounds in Tech's last two games and has eight double-digit rebound games this

GAME NOTES

TECH NOTEBOOK

Tech Highs and Lows Under Damon Stoudamire

Longest winning streak: 4 games (2023-24)
Longest ACC winning streak: 3 games (2023-24)
Longest ACC home winning streak: 1 game (2023-24)
Longest losing streak: 5 games (2023-24)
Longest ACC losing streak: 4 games (2023-24)
Most points scored in a game: 93 vs. Clemson, 1/16/2024
Most points scored in a game (regulation): 88 vs. Howard, 1/9/2023
Most points scored - ACC game: 93 vs. Clemson, 1/16/2024
Fewest points scored in a game: 51 vs. Wake Forest, 2/6/2024
Fewest points scored - ACC game: 51 vs. Wake Forest, 2/6/2024
Most points allowed in a game: 95 vs. Boston College, 1/6/2024
Most points allowed in a game (regulation): 95 vs. Boston College, 1/6/2024
Most points allowed - ACC game: 95 vs. Boston College, 1/6/2024
Fewest points allowed in a game: 49 vs. Alabama A&M, 12/9/2023
Fewest points allowed - ACC game: 58 at Notre Dame, 2/14/2023
Largest margin of victory: 22 vs. Georgia Southern (84-62), 11/6/2023
Largest margin of victory - ACC game: 9 vs. Florida State (85-76), 3/2/2024
Largest margin of victory - road game: 5 at Hawaii (73-68), 12/22/23
Largest margin of victory - ACC road game: 3 at Clemson (93-90), 1/16/2024
Largest losing margin: 35 at Cincinnati (89-54), 11/22/23
Largest losing margin at home: 29 vs. Wake Forest (80-51), 2/6/2024
Largest losing margin - ACC game: 29 vs. Wake Forest (80-51), 2/6/2024
Most points allowed in a win: 90 vs. Clemson, 1/16/2024
Most points scored in a loss: 87 vs. Boston College, 1/6/2024
Fewest points scored in a win: 65 vs. Syracuse, 2/17/2024
Fewest points allowed in a loss: 58 vs. Notre Dame, 2/14/2024
Largest lead: 30 points vs. Alabama A&M (2nd half), 12/9/2023
Largest deficit: 41 points vs. Cincinnati (2nd half), 11/22/2023
Largest deficit overcome to win a game: 14 points vs. Howard (2nd half-16:55), 11/9/2023
Largest 2nd-half deficit overcome to win a game: 14 points vs. Howard (16:55), 11/9/2023
Largest deficit overcome to win a road game: 11 points (2nd half 13:14) vs. Massachusetts, 12/21/23
Largest lead given up in a loss: 16 points vs. Boston College (2nd half-19:36), 1/6/2024
Largest 2nd-half lead given up in a loss: 16 points vs. Boston College (2nd half-19:36, 1/6/2024)
Highest FG pct.: 54.5 (30-55) at Duke, 1/13/2024
Highest FG pct. - ACC game: 54.5 (30-55) at Duke, 1/13/2024
Lowest FG pct.: 28.5 (17-60) vs. Wake Forest, 2/6/2024
Lowest FG pct. - ACC game: 28.5 (17-60) vs. Wake Forest, 2/6/2024
Highest 3-pt pct.: 55.0 (11-20) at Duke, 1/13/2024
Highest 3-pt pct. - ACC game: 55.0 (11-20) at Duke, 1/13/2024
Most 3-pt FG: 15 at Clemson, 1/16/2024
Most 3-pt FG - ACC game: 15 at Clemson, 1/16/2024
Lowest 3-pt pct.: 12.5 (3-24) vs. Wake Forest, 2/6/2024
Lowest 3-pt pct. - ACC game: 12.5 (3-24) vs. Wake Forest, 2/6/2024
Highest FG pct. allowed: 55.6 (35-63) vs. Boston College, 1/6/2024
Highest FG pct. allowed - ACC game: 55.6 (35-63) vs. Boston College, 1/6/2024
Lowest FG pct. allowed: 27.6 (16-58) vs. Alabama A&M, 12/9/2023
Lowest FG pct. allowed - ACC game: 31.6 (18-57) at Notre Dame, 2/14/2024
Highest 3-pt pct. allowed: 48.3 (14-29) vs. Clemson, 2/21/2024
Highest 3-pt pct. allowed - ACC game: 48.3 (14-29) vs. Clemson, 2/21/2024
Lowest 3-pt pct. allowed: 10.0 (2-20) vs. Alabama A&M, 12/9/2023
Lowest 3-pt pct. allowed - ACC game: 14.3 (3-21) at Clemson, 1/16/2024
Highest FT pct.: 90.5 (19-21) vs. Clemson, 2/21/2024
Highest FT pct. - ACC game: 90.5 (19-21) vs. Clemson, 2/21/2024
Lowest FT pct.: 42.9 (3-7) vs. Notre Dame, 1/9/2024
Most free throws made: 19 vs. Clemson, 2/21/2024
Most free throws attempted: 27 vs. Georgia Southern, 11/6/2023, and Howard, 11/9/2023
Fewest free throws made: 2 at Wake Forest, 3/5/2024
Most assists: 25 vs. Penn State, 12/16/2023
Most assists - ACC game: 22 at Miami, 2/24/2024
Fewest assists: 6 vs. Clemson, 2/21/2024
Most turnovers: 21 vs. Massachusetts, 12/21/2023
Fewest turnovers: 5 at Virginia Tech, 1/27/2024
Most blocked shots: 10 at Cincinnati, 11/22/2023
Most steals: 10 vs. Georgia Southern, 11/6/2023; Notre Dame, 1/9/2024

season.

- **Naithan George** broke into double figures for the second straight game and has scored 31 points in Tech's last two games (15 vs. FSU, 16 at Wake Forest). George had totaled 19 points in his previous five games. He has nine double-digit games against ACC teams this season, 11 in all games.

- **Tafara Gapare** has averaged 9.2 points and 7.0 rebounds in his last five games, reaching double digits in points three times and 10 rebounds in one (Florida State). He also has nine assists and seven blocked shots across those five games.

- **Gapare** has started Tech's last seven games and played more than 20 minutes in five of them, including a career-high 29:59 against Florida State.

- **Gapare** has blocked at least one shot in seven straight games, and he has a team-high 32 for the season and 19 in 18 ACC games despite averaging only 18 minutes per game.

- **Kyle Sturdivant** is 29-for-32 from the free throw line (90.6 percent) over Tech's last 14 games, 12-of-13 in Tech's last four games. He leads the Jackets at 87.5 percent from the line this season, 88.6 percent (35-of-39) in ACC play.

- A freshman has led Tech in scoring 12 times this season. **Baye Ndongo** led the Jackets in points in eight games this season, **Naithan George** in three, **Ibrahima Sacko** in one.

- Freshman **Baye Ndongo** ranks No. 3 nationally among freshmen in rebound average (8.2 per game) and No. 2 in field goal percentage (55.7).

- **Ndongo** is one of two freshmen in the nation (JT Toppin of New Mexico is the other) to average at least 11.7 points, 8.2 rebounds, 1.1 blocks and hit 55 percent from the floor.

- **George** ranks No. 2 in the ACC in assist average (5.1 per game) and No. 1 in assist-turnover ratio (2.88-1) in conference games. He ranks fourth among freshmen nationally in assist rate, according to KenPom.com.

- **Kowacie Reeves, Jr.**, has hit a team-best 46.9 percent from the floor and 49.0 percent from three-point range in Tech's road games.

- **Reeves** has 116 three-point field goals in his college career, including 50 in 30 games this season, more threes than in either of his first two full seasons in college.

- **Deebo Coleman** has just 10 turnovers this season in 492 minutes (four in 232 ACC minutes), and has had 18 turnover-free games. His turnover rate ranks No. 36 in the nation, and is the fourth-best of any player in the ACC (according to KenPom.com).

Tech Numbers for Road Games

Scoring average - 70.6 ppg for Tech, 78.7 for opponents
Field goal percentage - .431 for Tech, .423 for opponents
3-point percentage - .381 for Tech, .316 for opponents
3-point FG per game - 9.1 for Tech, 8.1 for opponents
Free throw percentage - .678 for Tech, .767 for opponents
FT made per game - 10.2 for Tech, 18.1 for opponents
Rebound margin - minus-0.6 per game
Turnover margin - minus-4.7 per game
Top scorer - Miles Kelly, 17.5 ppg
Top rebounder - Baye Ndongo, 8.5 rpg
Top field goal percentage - Baye Ndongo, 51.9 percent
Top 3-point percentage - Kowacie Reeves, Jr., 49.0 percent
Top free throw shooter - Kyle Sturdivant, 91.3 percent

Close But (Sometimes) A Cigar

Georgia Tech has played well enough to knock off the top three teams in the Atlantic Coast Conference in the NCAA's NET rankings, and well enough to build significant leads in seven of its 12 losses, games which were decided by single digits.

But the Yellow Jackets were not able to sustain the same level of play in those games, with a combination of cold shooting and turnovers leading to extended scoring runs by the opponent.

At the same time, Tech's seven ACC wins have been earned by a total of 27 points.

Offense/Defense Last 8 Years

Source: KenPom.com (Nat'l rank in parentheses)

Year	Tempo	Off. Eff.	Def. Eff.
2023-24	67.7 (190)	109.1 (142)	104.7 (128)
2022-23	66.6 (212)	104.4 (182)	103.9 (149)
2021-22	68.0 (117)	100.4 (225)	99.2 (110)
2020-21	67.3 (223)	113.7 (22)	96.2 (68)
2019-20	70.0 (88)	103.0 (171)	91.8 (16)
2018-19	66.8 (225)	101.7 (228)	96.5 (43)
2017-18	66.1 (227)	103.6 (197)	98.7 (61)
2016-17	68.2 (179)	100.0 (259)	91.0 (6)

Opponent	Big Lead	Final
Boston College	16 at 19:36-2nd half	Lost, 95-87
Notre Dame	7 at 4:54-1st half	Lost 75-68 (ot)
at Duke	10 at 14:35-2nd half	Lost 84-79
Virginia	11 at 9:51-1st half	Lost 75-66
Pittsburgh	6 at 12:54-2nd half	Lost 72-64
at NC State	6 at 17:47-2nd half	Lost 82-76
Louisville	9 at 9:29-2nd half	Lost 79-67
at Notre Dame	5 at 13:37-2nd half	Lost 58-55

Baye One, Get One

Leading Georgia Tech in rebounding and No. 2 in scoring in ACC games, **Baye Ndongo** is putting together the finest season for a freshman since Josh Okogie in 2016-17.

The 6-9 forward is averaging 12.1 points and 7.6 rebounds in conference play this season, 11.7 points and 8.2 rebounds overall. He has connected on 54.6 percent of his field goals vs. ACC teams, 55.7 percent in all games.

Ndongo ranks No. 4 among freshmen in the ACC in scoring, leads in rebound average, field goal percentage and blocked shots.

He ranks No. 3 among the nation's freshmen in field goal percentage, and No. 3 in rebound average, and is one of only two freshmen in Division I to average at least 11.7 points, 8.2 rebounds, 1.1 blocks and hit 55 percent of his field goal tries.

Only one freshman in Tech history, Chris Bosh in 2002-03 (9.0 rpg) has averaged more rebounds per game in a season. His 12.1 points-per-game in ACC games is the most since Okogie's 17.1 in 2016-17.

Ndongo has led the Jackets in scoring in eight games, and in rebounds a team-high 16 games. He has done this despite missing much of pre-season practice with a broken hand, and he played only five minutes against North Carolina after being injured early.

NDONGO/OKOGIE VS. THE ACC AS FRESHMEN

Player	PPG	RPG	APG	FG%
Okogie (2016-17)	17.1	5.8	1.6	.481
Ndongo (2023-24)	12.1	7.6	0.9	.546

Three Times a Rookie (of the week)

Freshman **Baye Ndongo** missed the first three games of the season with an injury, but has made the most of his time on the court since, winning the Atlantic Coast Conference's Rookie of the Week honor three times in four weeks in December and continuing to be one of the top rookies in the ACC.

He is the first Tech freshman to win the honor three times in a season since current Phoenix Suns guard **Josh Okogie** did so in the 2016-17 season.

Most recently, he was named after earning all-tournament honors and leading the Yellow Jackets to a runner-up finish at the Diamond Head Classic in Honolulu, Hawaii. There in three games, he averaged 18.0 points and 9.3 rebounds, hitting 23-of-26 from the floor and 8-of-9 from the foul line.

He won the honor for the second time after scoring 12

TECH NOTEBOOK

The Last Time a Jacket...

Scored 30 or more points:

Miles Kelly, 36 at Louisville, 2/10/2024

Led Tech in scoring off the bench:

Kyle Sturdivant, 20 vs. Florida State, 3/2/2024

Grabbed 15 or more rebounds:

Baye Ndongo, 19 vs. Penn State, 12/16/2023

Had 10 or more assists:

Naithan George, 11 vs. Notre Dame, 1/9/2024

Had a point/assist double-double:

Kyle Sturdivant (11 pts/10 ast) vs. Syracuse, 2/25/2023

Had a point/rebound double-double:

Baye Ndongo (16/10) and Miles Kelly (16/10 rebs) vs. Syracuse, 2/17/2024

Had a triple-double:

Ja'von Franklin, 14 pts/15 reb/10 ast at Syracuse, 2/28/2023

Played 40 minutes in regulation:

Lance Terry, Ja'von Franklin vs. Florida State, 3/7/2023

Played every minute of an overtime game:

Jose Alvarado (45 minutes/1 OT) vs. Duke, 3/2/2021

Played every minute of a multiple-OT game:

Matt Harpring (50 minutes/2 OT) vs. North Carolina, 2/9/1998

The Last Time the Jackets...

Scored 100 or more points:

vs. Clayton State (103-53) on 1/23/2022

Scored 100 or more points in regulation:

vs. Clayton State (103-53) on 1/23/2022

Scored 100 or more points in consecutive games:

vs. Jackson State (100-70) on 11/13/2006, Georgia State (103-74) on 11/16/2006

Scored 100 or more points twice in one season:

vs. Cornell (116-81), 11/13/2015, Green Bay (107-77) on 11/19/2015

Allowed 100 or more points:

vs. Georgia State (120-123) on 11/25/2020

Allowed 100 or more points in regulation:

vs. Duke (110-57) on 1/4/2017

Shot 60 percent or better:

.607 (34-56) at Georgia, 11/19/2021

Failed to make a three-point basket:

0-for-12 vs. Virginia, 1/22/2015

Did not allow a three-point basket:

0-for-11 vs. Pittsburgh, 3/5/2016

Failed to make a free throw:

0-for-3 vs. Pittsburgh, 1/14/2023

Grabbed 50 or more rebounds:

55 vs. Florida State, 3/2/2024

Multiple players had a double-double:

Baye Ndongo (16 pts/11 reb) and Miles Kelly (16/10 rebs) vs. Syracuse, 2/17/2024

Multiple players had 10 or more rebounds:

Baye Ndongo (14), Tyshaun Claude (10) and Tafara Gapare (10) vs. Florida State, 3/2/2024

Had 25 or more assists:

25 vs. Penn State, 12/16/2023

Blocked 10 or more shots:

10 at Cincinnati, 11/22/2023

Had 15 or more steals:

15 vs. Florida State, 3/13/2021

Had fewer than 10 turnovers:

9 vs. Clemson, 2/21/2024

Had 5 or more players in double-figures in points:

Naithan George (20), Kyle Sturdivant (18), Kowacie Reeves, Jr. (14), Baye Ndongo (11), at Clemson, 1/6/2024

Had 6 players in double-figures in points:

Tristan Maxwell (18), Jalon Moore (15), Kyle Sturdivant (13), Lance Terry (13), Rodney Howard (11), Miles Kelly (10) vs. Alabama State, 12/17/2022

Had two or more players score 20 points:

Miles Kelly (30), Lance Terry (24), Kyle Sturdivant (20) vs. Syracuse, 2/28/2023

Had three or more players score 20 points:

Miles Kelly (30), Lance Terry (24), Kyle Sturdivant (20) at Syracuse, 2/28/2023

Had no player score 10+ points:

Virginia (57-28 loss), 1/22/2015

Allowed no player to score 10+ points:

Hawaii (73-40 win), 12/25/2019

Had no player play 30 minutes:

vs. Massachusetts (73-70 win), 12/21/2023

Won by 30 or more points:

Alabama State (96-60), 12/17/2022

Won by 40 or more points:

Kentucky State (98-50), 1/30/2010

Won by 50 or more points:

Clayton State (103-53), 1/23/2021

Lost by 30 or more points:

at Cincinnati (89-54), 11/22/2023

Played an overtime game:

at Clemson (won 93-90), 1/16/2024

Defeated a Top 10 team:

#3/3 North Carolina (74-73) 1/30/2024

Defeated a Top 25 team:

#3/3 North Carolina (74-73) 1/30/2024

Defeated a Top 10 team on the road:

#7/7 Syracuse (67-62), 3/4/2014

Defeated a Top 25 team on the road:

#16/15 Virginia Tech (69-53), 2/23/2021

Had a game postponed (subsequently rescheduled and played):

Syracuse, 12/29/2021 (COVID), played on 2/21/2022

Had a game cancelled:

Alabama A&M, 12/23/2021 (COVID)

points with 19 rebounds, leading the Jackets to an 82-81 OT win over Penn State on Dec. 16 at Madison Square Garden.

The first honor came Dec. 4 after he helped Tech score back-to-back victories over ranked teams - No. 7 Duke and No. 21 Mississippi State. He had a breakout game against the Blue Devils, scoring 21 points with five rebounds, four blocked shots and two assists. He went 9-of-11 from the floor.

He Can See for Miles

After testing the waters ahead of the NBA draft last spring, Miles Kelly returned to Georgia Tech with an expanded game, maintaining his high-level scoring while attacking the basket more, getting to the free throw line, and improving as a rebounder.

The 6-6 junior's scoring average is slightly ahead of last season. He has scored more points from the free throw line (74-to-53) than he did all of 2022-23, and his rebound average is up more than two per game (5.9 per game compared to 3.4). He averages just under two assists per game, compared to less than one per game his first two years.

His overall shooting percentages are down this season, but his norms in ACC games are in line with his overall averages in 2022-23 (41.6 pct. FG, 39.4 pct. 3-point FG).

Kelly has scored 20 or more points in eight games this season, including a career-best 36 at Louisville, and he has recorded five double-doubles in points and rebounds.

The Stone Mountain, Ga., native also has become Georgia Tech's 48th player to score 1,000 points, reaching the milestone Feb. 21 against Clemson.

Curious About George

Baye Ndongo is not the only freshman who has come up big for Georgia Tech this season. Naithan George, who signed with Tech barely a week before the start of fall semester and did not play in the Yellow Jackets' first three games, has become a dependable and sometimes clutch performer at point guard.

The 6-3 freshman made his debut off the bench Nov. 22 in a 34-point loss at Cincinnati before head coach Damon Stoudamire inserted him into the starting lineup, and he helped lift the Jackets to a 67-59 win over No. 21 Mississippi State and a 72-68 win over No. 7 Duke the next week.

George has remained in the starting lineup, ranking among the ACC top three in assists (4.6 per game, 5.0 in ACC games) and assist/turnover ratio (2.28-1 overall, 2.44-1 in conference games) while averaging 9.4 points a game.

He has reached double figures in points in nine of Tech's last 15 games, leading the Jackets in scoring in three of those (17 at Duke, 20 at Clemson, 15 vs. Virginia).

At Clemson on Jan. 16, George made two three-point field goals in the final 20 seconds of regulation, and made two more field goals in the final minute of the second overtime, 10 of his 20 points. His driving layup over 6-11 Armando Bacot

with seven seconds remaining lifted Tech to its win over North Carolina.

TECH'S FRESHMAN POINT GUARDS

Player (Season)	PPG	RPG	APG	FG%	3PT%	FT%
Naithan George (2023-24)	9.4	2.3	4.6	.411	.297	.676
Jose Alvarado (2017-18)	12.1	3.7	3.1	.448	.370	.802
Javaris Crittenton (2006-07)	14.4	3.7	5.8	.450	.356	.783
Jarrett Jack (2002-03)	9.5	3.5	6.0	.455	.283	.703
Tony Akins (1998-99)	11.3	3.7	4.8	.316	.288	.667
Stephon Marbury (1995-96)	18.9	3.1	4.6	.457	.370	.738
Travis Best (1991-92)	12.3	2.5	5.7	.449	.386	.735
Kenny Anderson (1989-90)	20.6	5.5	8.1	.515	.410	.733
Mark Price (1982-83)	20.3	3.8	3.3	.435	.440	.877

TECH FRESHMEN WITH 100 ASSISTS IN A SEASON

Player (Season)	Games	Assists	Average
Naithan George (2023-24)	27	123	4.6
Iman Shumpert (2008-09)	31	154	4.9
Javaris Crittenton (2006-07)	32	184	5.8
Jarrett Jack (2002-03)	31	185	6.0
Tony Akins (1998-99)	31	148	4.8
Travis Spivey (1997-98)	33	143	4.3
Stephon Marbury (1995-96)	36	161	4.5
Drew Barry (1992-93)	30	164	5.5
Travis Best (1991-92)	35	198	5.7
Kenny Anderson (1989-90)	35	285	8.1
Dennis Scott (1987-88)	32	116	3.6

Show Me The Way (cie)

After a five-star prep career and two seasons as a solid member of the roster at Florida, Kowacie Reeves, Jr., has blossomed as a key member of his new team at Georgia Tech.

The 6-7 guard from Macon, Ga., about 70 miles south of Atlanta, has started every game for the Yellow Jackets this season (he started 17 in two seasons at Florida) and averaged 30 minutes a game, twice his court time with the Gators.

Reeves has significantly improved his career scoring average both in all games and conference games and has markedly improved his shooting percentages from the floor.

REEVES IN ALL GAMES

Years	PPG	RPG	FG%	3FG%	FT%
Career at UF	7.0	2.1	.377	.292	.724
At GT	10.1	4.1	.416	.391	.833

REEVES IN CONFERENCE GAMES

Years	PPG	RPG	FG%	3FG%	FT%
Career at UF	6.3	1.7	.352	.252	.754
At GT	9.3	3.6	.410	.420	.786

Tech All-Time vs. the ACC

Opponent	Overall	in ACC	Tourney	In McCamish Pavilion	In Opponent Current Venue	Current Streak
Boston College	19-13	15-12	1-3	4-2	6-6	Lost 1
Clemson	68-77	40-54	4-1	6-5	10-42	Won 1
Duke	25-78	21-66	3-7	2-5	5-39	Lost 1
Florida State	34-46	24-32	2-2	4-3	8-19	Won 1
Louisville	15-27	2-11	0-1	2-4	0-6	Loss 1
Miami	14-16	12-15	1-1	3-4	5-7	Won 2
North Carolina	28-72	26-58	5-4	3-5	5-27	Won 1
NC State	44-61	36-47	3-3	2-5	7-13	Lost 4
Notre Dame	13-17	7-15	0-1	7-4	1-11	Lost 2
Pittsburgh	12-9	7-9	0-2	5-3	2-4	Lost 4
Syracuse	9-9	7-8	--	4-3	3-5	Won 2
Virginia	40-48	38-47	5-5	2-6	1-10	Lost 11
Virginia Tech	9-23	7-19	1-3	3-5	2-12	Lost 1
Wake Forest	47-43	46-41	0-4	6-2	11-21	Won 1

TECH NOTEBOOK

Tech in the NBA / G League

Player (years at Tech)	Team
Jose Alvarado (2017-21)	New Orleans Pelicans
James Banks III (2018-20)	Maine Celtics (G League)
Michael Devoe (2018-22)	Memphis Hustle (G League)
Derrick Favors (2009-10)	Windy City Bulls (G League)
Josh Okogie (2016-18)	Phoenix Suns
Thaddeus Young (2006-07)	Phoenix Suns

Tech Alumni Elsewhere

Player (years at Tech)	Current/Most Recent Team
Brandon Alston (2017-19)	Batumi (Georgian Superleague)
Alade Aminu (2005-09)	Gigantes de Carolina (Puerto Rican BSN)
Demarco Cox (2014-15)	Quimper (France)
Mouhammad Faye (2006-08)	Promithias (Greece)
Ja'von Franklin (2022-23)	Borac CA (Serbia)
Marcus Georges-Hunt (2012-16)	Kuwait (Kuwait DI)
Trae Golden (2013-14)	Beijing (China)
Abdoulaye Gueye (2014-19)	Sigortam (Turkish BTL)
Josh Heath (2014-17)	Spirou Basket Charleroi (Belgium)
Ben Lammers (2014-18)	Gran Canaria (Spain)
Gani Lawal (2007-10)	Plateros de Fresnillo (Mexico LNBP)
Daniel Miller (2009-14)	Levanga Hokkaido Sapporo (Japan)
Charles Mitchell (2014-16)	Obera (Argentinian La Liga)
Khalid Moore (2018-22)	GS Lavrio AC (Greece)
Zachery Peacock (2006-10)	FOS Provence (France)
Shembari Phillips (2018-20)	Baskets Koblenz (Germany)
Glen Rice, Jr. (2009-12)	Power (Big3)
Robert Sampson (2013-15)	Nhatrang Dolphins (Vietnam)
Avi Schafer (2017-19)	Mikawa Sea Horses (Japan)
Adam Smith (2015-16)	Surne Bilbao Basket (Spain)
Jordan Usher (2019-22)	Perth Wildcats (Australia)
James White (2015-16)	Mauricio Baez (Dominican Republic)
Moses Wright (2017-21)	Shanxi Loongs (China)

Former Tech Players in Coaching

Player (years at Tech)	Current Position
Kenny Anderson (1989-91)	Fisk University HC
Ty Anderson (2006-09)	Wofford AC
Rod Balanis (1990-94)	Howard AC
Anthony Byrd (1981-84)	Knightdale (N.C.) HS HC
Shaun Fein (1999-2001)	Los Angeles Clippers AC
Jarrett Jack (2002-05)	Detroit Pistons AC
Winston Neal (1999-01)	Columbia State (Tenn.) HC
Fred Vinson (1992-94)	New Orleans Pelicans AC
Mfon Udofia (2009-13)	Long Island Nets (G League) HC

Former Tech Coaches in Coaching

Coach (years at Tech)	Current Position
Amir Abdur-Rahim (2011-12)	South Florida HC
Sherman Dillard (1988-94)	Iowa AC
Chad Dollar (2011-16)	Cincinnati AHC
Brian Eskildsen (2022-23)	UC Santa Barbara AC
Bruce Evans (2012-16)	North Florida AC
Tavaras Hardy (2016-18)	Loyola-Maryland HC
Paul Hewitt (2000-11)	Ontario (G League) HC
Chris Kreider (2007-09)	SMU AC
Darryl LaBarnie (2010-11, 2016-18)	Tulane AC
Robert McCullum (2010-11)	Florida A&M HC
Mamadou N'Diaye (2014-16)	Central Florida AC
Billy Schmidt (2011-14)	Chicago Bulls AC
Cliff Warren (2000-05)	SMU AC
Anthony Wilkins (2018-23)	Vanderbilt AC
Charlton Young (2005-09)	Missouri AC

Sturdivant Sturdy off the Bench

Senior point guard Kyle Sturdivant has transitioned from starting point guard at the end of last season to back up in his final season as a Yellow Jacket, and continues to provide steady play for the Yellow Jackets at the position.

The lone remaining player from the Yellow Jackets' 2021 ACC Championship team, Sturdivant is Tech's fifth-leading scorer at a career-best 8.8 points per game and has averaged 2.9 assists per game along with a 2.0-1 assist/turnover ratio and is a top candidate for the ACC's Sixth Man Award.

His shooting percentages from three-point range (39.4) and free throw line (87.5) are career highs.

The Norcross, Ga., native has 12 double-digit scoring games, including a career-high of 21 to lift the Jackets to a 73-70 win over UMass in the Diamond Head Classic.

Eight of those double-figure games have come in ACC games, where he has averaged 14.8 points in Tech's six ACC wins, including a 20-point effort against Florida State on Senior Day. He also tallied 18 points in Tech's Jan. 30 win over No. 3 North Carolina and 17 in a Feb. 17 win over Syracuse.

Just as key in Tech's Jan. 16 win at Clemson, Sturdivant scored 15 of his 18 points in the second half and overtime, hitting 5-of-5 from the free throw line. He started Tech's rally from nine points down with under two minutes remaining by hitting three free throws after getting fouled on a three-point attempt.

Sturdivant is 12-for-13 from the foul line in Tech's last three games, and he made 4-for-4 in the final 40 seconds of the Jackets' Feb. 24 win at Miami.

Seven of Sturdivant's nine highest scoring games of his career have all come away from home:

- 21 vs. UMass (Diamond Head Classic), 12/21/2023
- 20 at Syracuse, 2/28/2023
- 18 at Clemson, 1/16/2024
- 18 at Notre Dame, 1/10/2023
- 17 at Louisville, 2/1/2023
- 16 at Pittsburgh, 2/21/2024
- 16 vs. Pittsburgh (ACC Tournament), 3/8/2024

Jackets Runner-up in Hawai'i

Georgia Tech came up short in its bid to win an in-season tournament for the first time in 20 years, falling by a 72-64 score against Nevada in the championship game of the Diamond Head Classic in Honolulu, Hawai'i.

The loss snapped a four-game winning streak for Tech, which defeated Massachusetts, 73-70, in the quarterfinals and Hawai'i, 73-68, in the semifinals of the tournament.

Freshman Baye Ndongo was voted to the all-tournament team after averaging 18.0 points and 9.3 rebounds over the three games. The 6-9 forward hit 23-of-26 field goal attempts and 8-of-9 free throws.

Senior Kyle Sturdivant scored a career-high 21 points to lead the Jackets against UMass, helping Tech erase an 11-point second-half deficit to get the win.

Against Hawai'i, Ndongo posted his second double-double of the season with 22 points and 12 rebounds. Tech led the game by as many as 21 points in the second half, then saw it completely evaporate before holding on in the last four minutes.

Ndongo scored 20 points with eight rebounds in the final against Nevada. Tech trailed nearly the entire game, rallying to within a single point twice in the final minutes before the Wolf Pack prevailed behind 30 points from Kenan Blackshear.

Three Wins Over Top-25 Teams

For the first time since its ACC Championship season of 2020-21, Georgia Tech has defeated three top-25 teams in the same season - No. 21 Mississippi State, No. 7 Duke and No. 3 North Carolina. Tech has a 3-1 record in games vs. top-25 teams, with the one loss coming in a close game at No. 7 Duke (84-79) in January.

Tech was 5-4 against top-25 teams in 2020-21.

Career Games With ...

Led Tech in Points	2023-24	Career
Deebo Coleman	1	5
Tafara Gapare	1	1
Naithan George	3	3
Miles Kelly	10	22
Baye Ndongo	8	8
Kowacie Reeves, Jr.	3	3
Ibrahima Sacko	1	1
Kyle Sturdivant	5	9
Lance Terry	-	5

Led Tech in Rebounds	2023-24	Career
Tyzhaun Claude	5	5
Tafara Gapare	2	2
Miles Kelly	5	5
Baye Ndongo	16	16
Kowacie Reeves, Jr.	4	4
Ibrahima Sacko	1	1

Double-Figure Points	2023-24	Career
Amaree Abram	-	8
Tyzhaun Claude	3	46
Deebo Coleman	4	25
Ebenezer Dowuona	-	3
Tafara Gapare	4	4
Naithan George	11	11
Miles Kelly	24	52
Carter Murphy	-	13
Baye Ndongo	17	17
Kowacie Reeves, Jr.	13	32
Ibrahima Sacko	1	1
Kyle Sturdivant	12	38
Lance Terry	-	46

20-plus Points	2023-24	Career
Amaree Abram	-	2
Tyzhaun Claude	-	5
Deebo Coleman	1	2
Tafara Gapare	1	1
Naithan George	1	1
Miles Kelly	8	15
Baye Ndongo	3	3
Kowacie Reeves, Jr.	1	3
Kyle Sturdivant	2	3
Lance Terry	-	6

30-plus Points	2023-24	Career
Miles Kelly	2	2

10-plus Rebounds	2023-24	Career
Tyzhaun Claude	2	19
Tafara Gapare	1	1
Miles Kelly	4	4
Baye Ndongo	8	8
Kowacie Reeves, Jr.	1	1

Double-Doubles	2023-24	Career
Tyzhaun Claude	1	18
Miles Kelly	4	5
Baye Ndongo	5	5
Kyle Sturdivant	1	*2

*includes one game points and assists

Tech Among ACC Leaders

All Games	Player	#	Rank
Assist/TO ratio	Naithan George	2.28	6
Assists per game	Naithan George	4.6	3
Blocks per game	Tafara Gapare	1.19	10
	Baye Ndongo	1.11	12
Rebounds per game	Baye Ndongo	8.2	6
Off. reb. per game	Tyzhaun Claude	2.53	6
	Baye Ndongo	2.48	7
Def. reb. per game	Baye Ndongo	5.74	8
	Miles Kelly	4.73	17
Field goal pct.	Baye Ndongo	.557	3
3pt FG per game	Miles Kelly	2.27	11
Points per game	Miles Kelly	14.6	15

TECH NOTEBOOK

McCamish Pavilion 411

Name: McCamish Pavilion (mc-KAM-ish), named for Atlanta insurance executive Hank McCamish who gave the lead gift for the facility

Capacity: approximately 8,600 (6935 court level, 1665 balcony level)

Cost: \$50 million

Contractor: Whiting-Turner

Architect: Populous

Cremins Court: the court remains named for the former Tech head coach

Alexander Courtyard: located at the Fowler Street entrance, honors the former Tech director of athletics and the history of the former Tech home arena named for him

Grand entrance: 10th and Fowler Streets, foyer includes graphic representations of retired jerseys and Tech's two Final Four appearances

Other entrances: West entrance off Fowler Street (students and media), East entrance from main arena parking (for club patrons)

Features: center-hung scoreboard and video boards, mezzanine fascia ribbon boards, theatrical lighting, primarily chairback seating, club area

Facts and Dates

- 2,500 cubic yards of concrete removed
- 3,000 cubic yards of concrete installed
- 500 tons of new steel installed
- Over 1 mile of new railing installed
- 20,000 gallons of paint used
- 2,000 feet of new mechanical piping
- 2,500 feet of new ductwork
- \$4M in new audio-visual and scoreboards
- 50 TV's throughout the concourse and Callaway Club
- Farthest distance material traveled to site: 4,835 miles
- Shortest distance material traveled to site: 1 mile
- Number of Tech alumni involved in the project: over 100
- Number of days construction took: 520
- Number of 1950's old style Coke bottles found while installing the underground foundations: 11
- Number of new staircases: 13
- Number of new sports lights for the competition floor: Over 300
- 270-degree court view from concourse

Groundbreaking: May 5, 2011

Opening: October, 2012

First public event: Oct. 21, 2012 - Jacket Jam (men's and women's scrimmages)

First men's game: Nov. 9, 2012 vs. Tulane

Head coaches: Brian Gregory of Georgia Tech, Ed Conroy of Tulane

Officiating crew: Karl Hess, Gary Maxwell, Raymond Styons

TV announce crew: Tom Werme, Cory Alexander (ACC Network, syndicated over-the-air iteration)

First Tech points: Marcus Georges-Hunt (2 FT, 18:13, 1st half)

First basket: Tulane's Josh Davis (18:44, 1st half)

Attendance: 8,600 (sellout)

First women's game: Nov. 11, 2012 vs. Tennessee

Tech played 55 seasons in Alexander Memorial Coliseum, compiling a record of 556-194 (.741). Miami was the last team to play Tech there, a game Tech won, and was the first ACC team to play in McCamish Pavilion, which Miami won. For the 2011-12 season, Tech played its home games at Philips Arena and the Arena at Gwinnett.

The Yellow Jackets handed North Carolina their first ACC loss this season after a 9-0 start with a 74-73 win on Jan. 30 at McCamish Pavilion. It was Tech's first win over a team ranked in the top-3 since it downed the third-ranked Tar Heels in the semifinals of the 2005 ACC Tournament. It was the Jackets' first win over a top-3 team in the regular season since a March 3, 2004 win at No. 3 Duke, and its first win over a top-3 team at home since an 89-69 win over No. 1 North Carolina on Jan. 12, 1994.

Tech toppled two top-25 teams in the same week before Christmas, first holding No. 21 Mississippi State to a season low in points in a 67-59 victory on Nov. 28. They followed that win by defeating No. 7 Duke, 72-68, on Dec. 2 to open its Atlantic Coast Conference schedule.

Tech won consecutive games against top-25 teams for the first time since the 2020-21 season – Feb. 23 at No. 16 Virginia Tech (69-53) and March 13 vs. No. 15 Florida State (80-75). The Yellow Jackets defeated No. 21 Mississippi State Tuesday night. The last time Tech played top-25 teams in back-to-back games and beat both was the 2016-17 season – Jan. 25 vs. No. 6 Florida State (78-56) and Jan. 28 vs. No. 14 Notre Dame (62-60).

Jackets At-A-Glance

Georgia Tech returns four scholarship players for its 2022-23 team, each of who started the final 10 games of the season, which included seven victories. All of them are perimeter players and were four of the top five scorers from that team - 6-6 junior **Miles Kelly** (14.4 ppg), 6-2 senior **Lance Terry** (10.1 ppg), 6-6 junior **Deebo Coleman** (9.7 ppg) and 6-3 senior **Kyle Sturdivant** (9.5 ppg).

They form the nucleus of a squad to which head coach **Damon Stoudamire** added five five-player transfer class ranked No. 17 in the nation by 247Sports, and four scholarship freshmen.

Five of the newcomers are guards and wings, including 6-4 sophomore **Amaree Abram** (8.0 ppg at Ole Miss), 6-9 sophomore **Tafara Gapare** (3.4 ppg at Massachusetts), 6-3 freshman **Naithan George** (Toronto, Canada), 6-7 junior **Kowacie Reeves** (8.5 ppg at Florida) and 6-6 freshman **Ibrahim Sacko** (Conakry, Guinea).

Stoudamire totally rebuilt the front court, which lost undersized, but productive 6-7 center **Ja'von Franklin**, by signing 6-7 graduate senior **Tyzaun Claude** (15.4 ppg, 8.6 rpg at Western Carolina) and 6-11 **Ebenezer Dowuona** (1.7 ppg, 1.9 rpg at NC State) out of the transfer portal and adding a pair of freshmen in 6-9 **Baye Ndongo** (Mboro, Senegal) and 6-9 **Ibrahim Souare** (Conakry, Guinea).

General Storylines for 2023-24

- **109th season** - Georgia Tech is playing its 109th season of basketball in 2023-24, having compiled an all-time on-court record of 1,451-1,321 (22 wins and one loss from the 2016-17 and 2017-18 seasons were vacated by the NCAA Committee on Infractions).

- **Tech in the ACC** - Tech is playing its 45th season as a member of the Atlantic Coast Conference, having won the conference championship in 1985, 1990, 1993 and 2021. Prior to that, Tech competed in the Metro Conference for three seasons from 1975-78, was an independent from 1964-75, and was a member of the Southeastern Conference for 32 years from 1932-64, winning one title in 1938.

- Tech has been projected to finish 13th in the ACC standings this season by a vote of the conference's official media panel, the same position in which it finished last season after being projected to finish last. Tech has finished ahead of its media projection six of the last season seasons.

- Tech has a total of nine scholarship newcomers on its roster, five transfers who were judged the 17th best transfer class in the country by 247Sports, and four freshmen.

- Tech's five transfers combined to play in 263 games

in their careers, and made 116 starts at their previous schools. They have combined for 19 of a possible 30 starts this season.

- **Kyle Sturdivant**, a transfer himself from USC prior to the 2020-21 season, is the elder statesman on the Tech roster, playing his fourth season. He is the lone player remaining from Tech's 2021 ACC Championship team.

Stoudamire Begins New Chapter for Tech

Damon Stoudamire, well-known throughout the basketball world for his success as a player and coach at the collegiate and professional levels, was named the 15th head coach in Georgia Tech men's basketball history on March 13.

Stoudamire comes to Georgia Tech after most recently serving as an assistant coach of the Boston Celtics, who currently sit atop the NBA's Atlantic Division standings. He was with the Celtics for nearly two seasons (2021-22 and 2022-23), after a successful five-season stint as the head coach at Pacific (2016-21). At Pacific, he was named West Coast Conference Coach of the Year in 2020 after leading the Tigers to a 23-10 record in 2019-20, good for the program's best winning percentage (.697) in 15 years, and a third-place finish in the powerful WCC (behind only national powers Gonzaga and St. Mary's). He also was named the recipient of the Ben Jobe Award, given to the nation's top minority head coach.

Stoudamire established himself as one of his generation's premier players when he was a three-time all-conference performer, the 1995 Pac 10 co-Player of the Year and a consensus first-team All-American at Arizona, where he played for four seasons from 1991-95. After helping lead the Wildcats to the Final Four as a junior in 1994, he capped his collegiate career by averaging 22.8 points per game, en route to the co-conference Player of the Year and consensus first-team All-America recognition in 1995. He was a finalist for 1995 Wooden Award (National Player of the Year).

At the conclusion of his Arizona career, Stoudamire was the Wildcats' all-time leader in 3-pointers made (272) and ranked second in points (1,849) and fourth in assists (663). He was the only player in Arizona history with two 40-point games.

His amateur career also included helping lead the United States to the gold medal in the 1993 World University Games (where he led the team in assists and steals despite being the youngest player on the roster) and the bronze at the 1994 Goodwill Games.

ACC Opponents Set for 2024-25

New Atlantic Coast Conference members California and Stanford will visit McCamish Pavilion in the 2024-25 season, while the Yellow Jackets will travel to face SMU, the ACC announced Thursday as part of its conference-wide schedule model for next season accommodating the league's three new members.

Tech maintains its two permanent home-and-away partners, Clemson and Notre Dame, and also will take on Boston College home and away in Damon Stoudamire's second season as the Yellow Jackets' head coach.

Along with Cal and Stanford, Tech will host Duke, Louisville, Miami, NC State and Virginia Tech at McCamish Pavilion. The Yellow Jackets will travel to Florida State, North Carolina, Pittsburgh, Syracuse, Virginia and Wake Forest in addition to SMU.

The ACC's scheduling model for 2024-25 for all teams breaks down as follows:

- Each school will play two games, home and away, versus each of the school's two current partners (Cal/SMU/Stanford will be partners with each other).

- Each team plays one of the remaining 15 teams twice, both home and away.

- Each team will play the remaining 14 conference opponents once, seven at home only, the other seven away only.

TECH NOTEBOOK

Tech Signees Nominated for McDonald's All-American Game

Georgia Tech recruits **Jaeden Mustaf** and **Cole Kirouac**, who both signed letters-of-intent to play for the Yellow Jackets in November, have been nominated to play in the McDonald's All-American Game.

Mustaf and Kirouac were on the list, released this week, of more than 700 boys and girls currently playing high school basketball. The top 48 players from that list will participate in an annual all-star games to be played in April at the Toyota Center in Houston.

Mustaf, a 6-4 combo guard whose father Jerrod starred at Maryland in the late 1980s, hails from Bowie, Md., but is attending Overtime Elite in Atlanta for his senior year after attending Carmel Christian Academy in North Carolina last year. Kirouac, a rapidly developing 6-11 big man, is from Cumming, Ga., and attended North Forsyth High School before enrolling at Brewster Academy in Wolfeboro, N.H., for his senior year.

Mustaf is ranked No. 51 overall in the 247Sports composite ranking, and No. 7 at his position. He earned all-state honors last season at Carmel Christian School, leading the Cougars to a 28-4 record and a berth in the state championship game. He averaged 15.9 points, 5.8 rebounds and 3.8 assists. He began his prep career at legendary DeMatha Catholic High School in Hyattsville, Md., where his father attended. There, he averaged 8.5 points, 3.8 rebounds and 2.3 assists as a sophomore. He also enjoyed a standout summer on the Nike EYBL Circuit in 2023 and was named MVP of the 2022 adidas 3SSB 17U Championship.

Ranked No. 30 among centers and No. 181 overall in the 247Sports composite ranking, Kirouac attended North Forsyth High School in Cumming, where he was named honorable mention all-state and also to the 6A Region 8 all-region team for his play throughout the 2022-23 season. Kirouac made the 6A Region 8 all-tournament team for his performance in the postseason, and was selected to play in the Georgia Athletic Coaches Association all-star game after the season. For the 2022-23 season, he averaged 14 points, 10 rebounds and two blocked shots per game. He played AAU ball for the Atlanta Xpress, and finished fifth in rebounding on the UA Next Circuit in 2023 (8.2 rpg).

Three Tech Alumni on NBA Rosters

Since 1982, Georgia Tech has produced 19 first-round NBA draft picks and 46 draft picks overall. A total of 42 Georgia Tech alumni have played in the NBA.

Three former Georgia Tech players played the 2022-23 season in the NBA - **Jose Alvarado** in his second season with the New Orleans Pelicans, **Josh Okogie** in his second season with the Phoenix Suns after playing four years in Minnesota, and **Thaddeus Young**, a 17-year NBA veteran in his second full season with the Toronto Raptors.

Derrick Favors, a 12-year NBA veteran who found himself a free agent at the beginning of the 2022-23 season, is on the roster of the Chicago Bulls' G League team.

Two other former Yellow Jackets played a full season in the G League in 2022-23 and are now with different G League teams - former center James Banks III with the Maine Celtics and Michael Devoe with the Memphis Hustle.

Moses Wright, who was on the Dallas Mavericks roster in 2021-22, played in China last season and is now in Greece.

Winning Starts at Home

Georgia Tech has compiled a 131-75 record at home in 13 seasons in McCamish Pavilion. Tech is 51-53 on its home court in ACC games, 38-30 over the past eight seasons.

Tech set a program record for wins at home (17) in 2016-17, including a 7-2 ACC record and two NIT victories.

McCamish Pavilion was essentially brand new when it opened for the 2012-13 season. The only physical elements of McCamish Pavilion that remain from the venerable Alexander

Memorial Coliseum are the roof and the 32 steel ribs that support it.

The capacity of McCamish Pavilion is 8,600, including 1,665 seats in the new balcony level and 6,935 seats in the lower seating bowl. There are no suites, but there is a club area that seats 500. Alexander Memorial Coliseum seated 9,191 spectators in its final configuration.

The most impressive features of McCamish Pavilion are its grand entrance, which fronts 10th and Fowler Streets, the ability for patrons to view the court from the main concourse all the way around, and the theatrical lighting system, which concentrates light on the court while leaving the seating areas dark, modeled after the Staples Center in Los Angeles and Madison Square Garden in New York.

Prior to the opening of McCamish Pavilion, Tech played 55 seasons in Alexander Memorial Coliseum, compiling a record of 556-194 (.741). Miami was the last team to play Tech in Alexander Memorial Coliseum, a game Tech won, and was the first ACC team to play in McCamish Pavilion on Jan. 5, which Miami won. For the 2011-12 season, Tech played its home games at Philips Arena and the Arena at Gwinnett.

Tech's NCAA Tournament History

Georgia Tech has played in the NCAA Tournament 17 times in its history. Sixteen of those appearances have occurred from 1985 to the present, 10 under Bobby Cremins and five under Paul Hewitt.

The most recent was 2021, when the Yellow Jackets won the ACC Championship and earned an automatic bid, then fell 71-60 to Loyola Chicago in the opening round of the Midwest Regional.

That ended an 11-year hiatus from the NCAA Tournament that dated back to 2010, when the Yellow Jackets defeated Oklahoma State in the first round before losing to Ohio State in the round of 32 of the Midwest Regional.

Tech has a record of 23-17 in NCAA Tournament play, highlighted by its 2004 trip to the NCAA title game as well as a Final Four berth in 1990. The Yellow Jackets have reached the NCAA Sweet 16 seven times (1960, 1985, 1986, 1990, 1992, 1996, 2004).

The 2004 and 2005 appearances were Tech's first back-to-back appearances since Bobby Cremins led the Institute to the Big Dance nine straight years from 1985-93.

Georgia Tech has won at least one game in 11 of its 17 previous NCAA Tournament appearances.

Tech's ACC Tournament History

Georgia Tech has played in 43 ACC Tournaments (did not play in 2020 due to NCAA sanctions), and has a 29-39 all-time record in the event. The Yellow Jackets have won four championships, in 1985 (Atlanta), 1990 (Charlotte), 1993 (Charlotte) and 2021 (Greensboro).

Tech has been a runner-up four times (1986, 1996, 2005, 2010). The 1986, 1996 and 2010 runs to the finals occurred in Greensboro. Tech also made the finals in 2005 at the Verizon Center in Washington, D.C.

Tech was 0-2 in the ACC Tournament under coach Dwane Morrison, 15-16 under Bobby Cremins (including all three titles), 9-11 under Paul Hewitt (runner-up in 2005 and 2010), 2-5 under Brian Gregory, and 3-5 under Josh Pastner.

Tech did not play in the 2020 tournament while serving an NCAA postseason ban.

Top Freshman Seasons (ppg)

Kenny Anderson** (1989-90)	20.6
Mark Price** (1982-83)	20.3
Stephon Marbury** (1995-96)	18.9
Dion Glover (1997-98)	18.4
Josh Okogie (2016-17)	16.1
Chris Bosh** (2002-03)	15.6
Dennis Scott** (1987-88)	15.5
Javaris Crittenton (2006-07)	14.4
Thaddeus Young (2006-07)	14.4
Bruce Dalrymple** (1983-84)	13.6
Glen Rice, Jr. (2010-11)	13.3
Derrick Favors** (2009-10)	12.4
Travis Best (1991-92)	12.3
Tom Hammonds** (1985-89)	12.2
Matt Harpring (1994-95)	12.1
Baye Ndongo (2023-24)	11.7
John Salley (1982-83)	11.5
Tony Akins (1998-99)	11.3
<i>**ACC Rookie of the Year</i>	

Top Freshman Seasons (rpg)

Chris Bosh** (2002-03)	9.0
Derrick Favors** (2009-10)	8.4
Jeremis Smith (2005-06)	8.2
Baye Ndongo (2023-24)	8.2
Malcolm Mackey (1989-90)	7.5
Bruce Dalrymple** (1983-84)	6.9
Alvin Jones (1997-98)	6.7
Tom Hammonds** (1985-86)	6.4
James Forrest (1991-92)	6.4
Matt Harpring (1995-96)	6.2
Josh Okogie (2016-17)	6.2
<i>**ACC Rookie of the Year</i>	

Top Freshman Seasons (apg)

Kenny Anderson** (1989-90)	8.14
Jarrett Jack (2002-03)	5.97
Javaris Crittenton (2006-07)	5.75
Travis Best (1991-92)	5.66
Drew Barry (1992-93)	5.47
Iman Shumpert (2008-09)	4.97
Tony Akins (1998-99)	4.77
Naithan George (2023-24)	4.56
Stephon Marbury** (1995-96)	4.47
Dennis Scott** (1987-88)	3.62
Mark Price** (1982-83)	3.25
Brian Oliver (1986-87)	3.17
Jose Alvarado (2017-18)	3.08
<i>**ACC Rookie of the Year</i>	

BIO UPDATES

Head Coach Damon Stoudamire • 1st season at Tech

Well-known throughout the basketball world for his success as a player and coach at the collegiate and professional levels, Damon Stoudamire became the 15th head coach in Georgia Tech men's basketball history on March 14, 2023.

Stoudamire comes to Georgia Tech after most recently serving as an assistant coach of the Boston Celtics, who currently sit atop the NBA's Atlantic Division standings. He was with the Celtics for nearly two seasons (2021-22 and 2022-23), after a successful five-season stint as the head coach at Pacific (2016-21). At Pacific, he was named West Coast Conference Coach of the Year in 2020 after leading the Tigers to a 23-10 record in 2019-20, good for the program's best winning percentage (.697) in 15 years, and a third-place finish in the powerful WCC (behind only national powers Gonzaga and St. Mary's). He also was honored with the Ben Jobe Award, given annually to the nation's top minority head coach.

Stoudamire established himself as one of his generation's premier players when he was a three-time all-conference performer, the 1995 Pac 10 co-Player of the Year and a consensus first-team All-American at Arizona, where he played for four seasons from 1991-95. After helping lead the Wildcats to the Final Four as a junior in 1994, he capped his collegiate career by averaging 22.8 points per game, en route to the co-conference Player of the Year and consensus first-team All-America recognition in 1995. He was a finalist for 1995 Wooden Award (National Player of the Year).

At the conclusion of his Arizona career, Stoudamire was the Wildcats' all-time leader in 3-pointers made (272) and ranked second in points (1,849) and fourth in assists (663). He was the only player in Arizona history with two 40-point games.

His amateur career also included helping lead the United States to the gold medal in the 1993 World University Games (where he led the team in assists and steals despite being the youngest player on the roster) and the bronze at the 1994 Goodwill Games.

Stoudamire was selected by the Toronto Raptors with the seventh overall pick in the 1995 NBA Draft and averaged 13.4 points and 6.1 assists per game over the course of a 13-year professional playing career that included stints with the Raptors (1995-98), Portland Trail Blazers (1998-05), Memphis Grizzlies (2005-08) and San Antonio Spurs (2008). He was named the 1996 NBA Rookie of the Year after averaging 19 points and 9.3 assists per game in his first NBA campaign, the first of four straight seasons that he averaged at least 17 points and eight assists per contest.

Following the conclusion of his NBA playing career in 2008, Stoudamire immediately embarked on his coaching career, beginning as director of player development at Rice in 2008-09. He then went on to serve as an assistant coach with the Memphis Grizzlies for two seasons (2009-11), before getting back into the college game with stints as an assistant at Memphis (2011-13), his alma mater Arizona (2013-15) and again at Memphis (2015-16).

After helping lead Memphis and Arizona to four conference championships (two Conference USA titles at Memphis, two Pac-12 crowns at Arizona) and four NCAA Tournament berths (including back-to-back Elite Eight appearances at Arizona) in six seasons, Stoudamire was hired as the head coach at Pacific in 2016. He inherited a program coming off an 8-20 campaign and quickly built it into a WCC contender, highlighted by the 23-10 campaign in 2019-20. The Tigers' 11-5 conference record that season remains their most-ever wins in WCC play. Combined with a 9-9 record in league play in 2017-18, Stoudamire led Pacific to its only two .500-or-better conference records since the Tigers joined the WCC in 2013-14.

After posting a 9-9 overall record during the Covid-shortened 2020-21 season, Stoudamire returned to the NBA as an assistant coach for the Celtics. In his first season in Boston, he helped lead the Celtics to the 2022 NBA Finals. This season, the Celtics stand in first place in the Atlantic Division and in second both in the Eastern Conference and in the NBA's overall league standings. With Boston, he coached a pair of metro-Atlanta natives in Malcolm Brogdon (Norcross, Ga.) and Jaylen Brown (Alpharetta, Ga.).

A Portland, Ore. native, Stoudamire, 50, graduated from Woodrow Wilson High School in 1991 and earned his bachelor's degree from Arizona in 2008. He has a daughter, Kemeco, and two sons, Damon and Brandon.

Stoudamire as a Head Coach

Season	School	Overall	Conference	Postseason
2016-17	Pacific	*11-22	*4-14 / 9th	*on-court record
2017-18	Pacific	14-18	9-9 / t4th	
2018-19	Pacific	14-18	4-12 / 9th	
2019-20	Pacific	23-10	11-5 / t3rd	
2020-21	Pacific	9-9	6-7 / 5th	
at Pacific	5 years	71-77	34-47	
2023-24	Georgia Tech	14-16	7-12	
at Georgia Tech	1st year	14-16	7-12	
CAREER	6th year	85-93	41-59	

Stoudamire Coaching Resume

- Georgia Tech, head coach (2023-present)
- Boston Celtics, assistant coach (2021-23)
- Pacific, head coach (2016-21)
- Memphis, assistant coach (2015-16)
- Arizona, assistant coach (2013-15)
- Rice, director of player development (2008-09)
- Memphis, assistant coach (2011-13)
- Memphis Grizzlies, assistant coach (2009-11)

Honors: All-Pac-10 Conference (1993, 1994, 1995), Pac-10 Co-Player of the Year (1995), Consensus first-team All-American (1995), finalist for the Wooden Award (1995), West Coast Conference Coach of the Year (2020), Ben Jobe Award (2020)

Playing Experience: Lettered four years at Arizona (1991-95), Toronto Raptors (1995-98), Portland Trail Blazers (1998-2005), Memphis Grizzlies (2005-08), San Antonio Spurs (2008)

Coaching Staff

KARL HOBBS

Associate Head Coach • 1st season at Tech

Karl Hobbs, who directed George Washington to three straight NCAA Tournament appearances as a head coach, captured two national titles as an assistant at Connecticut and helped Rutgers to three post-season appearances in his most recent stop, joined the Georgia Tech men's basketball staff as associate head coach in April of 2023.

Hobbs has 36 seasons of Division I coaching experience and 21 post-season appearances on his resume, and comes to The Flats following seven seasons as associate head coach at Rutgers. He helped guide the Scarlet Knights to post-season appearances each of the past three seasons, including back-to-back appearances in the NCAA Tournament in 2021 and 2022, marking the first time RU made the big dance in consecutive seasons since 1976. Hobbs helped Rutgers snap a 30-year NCAA Tournament drought when the Scarlet Knights earned a berth in the 2021 the NCAA Tournament, their first appearance since 1991.

B.J. ELDER

Assistant Coach • 5th season at Tech

A standout member of the Yellow Jackets' 2004 NCAA runner-up team, B.J. Elder joined the men's basketball staff in July of 2019 as associate director of player personnel. He was elevated to assistant coach in December 2023 for the remainder of the 2023-24 season.

A veteran of 10 years in European professional basketball following his stellar Tech career, Elder, 38, came to Tech following three seasons as assistant boys' basketball coach at Clarkston High School. He has served as the basketball staff's liaison with academic services, campus housing and dining, media and marketing, as well as spearheading outreach to former Tech players.

PERSHIN WILLIAMS

Assistant Coach • 1st season at Tech

A former graduate assistant with the Georgia Tech men's basketball program, Pershin Williams joined the Yellow Jackets' men's basketball staff as assistant coach in April of 2023 following four seasons on the bench at Kennesaw State.

Now with 12 years of full-time college coaching experience, Williams helped head coach Amir Abdur-Rahim build the KSU program into a championship team in the Atlantic Sun Conference and an NCAA Tournament team in 2023. KSU went 26-9 last season, 15-3 in the A-Sun, and three Owls earned all-conference recognition after being picked to finish eighth in the pre-season conference poll.

NATE BABCOCK

Assistant Coach • 1st season at Tech

After two seasons as an assistant coach with the Grand Rapids Gold in the G League, Nate Babcock joined the Georgia Tech men's basketball staff as quality control coach in June of 2023. He returns to the collegiate ranks after nine years on the professional level.

Prior to his time in Grand Rapids, the G League affiliate of the Denver Nuggets, Babcock spent seven years in various support roles in the NBA and G League. He joined the Gold after three years as the special assistant to the head coach with the Atlanta Hawks organization where he assisted with player development as well as opponent scouting and game preparation.

BONZI WELLS

Assistant Coach • 1st season at Tech

A 12-year veteran of professional basketball, including 10 in the National Basketball Association, Bonzi Wells joined the Georgia Tech men's basketball staff as an assistant coach in August of 2023. Wells will concentrate his efforts on player development and on-court coaching.

Wells, 46, came to Tech following two seasons as the head coach at Division II LeMoyne-Owen College in Memphis, Tenn., where he led the Magicians to a 34-23 record across his two years, including an 18-11 mark in 2022-23.

BIO UPDATES (see game-by-game stats and career highs in stat pack)

24 • Amaree Abram • G • 6-4 • 195 • So.

- Name pronounced "uh-MAR-ee"
- Started each of the first four games for Tech this season, averaging 14.0 minutes, 4.7 points, 1.5 assists per game
- Has played in just six games since ... Scored five points in 11 minutes against Wake Forest on Feb. 6 in his last game
- Has hit 11-of-42 shots from the floor, 4-of-20 from three-point range
- Former four-star guard prospect out of Texas who transferred from Ole Miss following his freshman season, joined the Yellow Jackets in the summer of 2023
- Has three years of eligibility after starting 22 games and averaging 21 minutes as a freshman
- Was invited to participate in training camp for the USA Basketball U19 team that was to compete in the FIBA Men's U19 World Cup, but did not make the cut to the 18 finalists
- Left-handed point guard who was one of the most promising freshman guards in the SEC in 2022-23 with excellent positional size, high-level scoring and passing ability and high intensity on defense
- Saw action in all 33 games for Ole Miss during his first year, starting in 22 games ... Averaged 21.0 minutes per contest .. Recorded 8.0 points, 2.0 rebounds, and 2.0 assists per contest ... Fourth on the team in scoring and second in assists
- Finished second on the team with 39 three pointers made, shooting a team-high 36.4 percent from deep

12 • Tyzhaun Claude • F • 6-7 • 226 • Sr.

- First name pronounced "tie-ZHON" ... Graduate transfer with one year of eligibility at Tech
- Started each of the first four games this season in the post, last 26 off the bench, averaging 17.7 minutes per game ... Played 20-plus minutes eight of last 14 games
- Tech's seventh-leading scorer (4.8 ppg), third-leading rebounder (5.2 rpg)
- Averaged 5.6 rebounds over his last 14 games, and shot 73.2 percent from the free throw line (30-of-41) over his last 15 games
- Has hit 48 percent of his shots from the floor, and ranks 6th in the ACC in offensive rebounds (2.53 per game)
- Averaging 4.3 points (49.0 pct. FG, 73.8 pct. FT) and 5.0 rebounds in ACC games (18.2 mpg)
- Scored nine points (7-8 FT) with eight rebounds in Jan. 16 win at Clemson, six of his points in OT ... Had nine points, eight rebounds, three blocks in win vs. North Carolina
- Has taken eight rebounds or more in 10 games, including 10 vs. Florida State most recently
- Posted a double-double (10 pts/10 reb) in the season-opener against Georgia Southern and 19 points vs. Howard
- Fell one rebound shy of another double-double with 10 points (4-4 FG) and nine boards against Alabama A&M
- Averaged 6.3 rebounds in three games at the Diamond Head Classic
- Tech's closest player to 1,000 career points with 934 (Miles Kelly surpassed 1,000 Feb. 21 vs. Clemson).
- One of the top scorers and rebounders in the Southern Conference in 2022-23, earned third-team all-conference honors for Western Carolina after starting his college career at Morehead State
- Second on the WCU roster with 15.4 points per game and snagged a SoCon-best 8.6 rebounds per game
- His 3.2 offensive boards per contest were also tops in the league while ranking 30th in the NCAA
- In 28 games, finished with double-figure scoring 27 times, including 15 consecutive games to close season ... Has 15 career double-doubles, 11 of them last season at Western Carolina
- Led the Catamounts in blocked shots, and shot 52.3 percent from the floor and 72 percent from the free throw line
- Made the Southern Conference all-tournament team in 2023 after averaging 15.0 points and 8.0 rebounds in two games

3 • Dallan "Deebo" Coleman • G • 6-6 • 210 • Jr.

- Wing guard who has come off the bench to average 6.0 points, second-best among Tech reserves, in 18.9 minutes per game
- Averaged 16 ppg in Tech's first three games (15-24 FG, 9-16 3pt FG), but has just two games in double figures since ... Returned from a four-game injury absence to score 15 points in Tech's last three games
- In ACC games, averaging 4.7 points, 2.1 rebounds, while hitting 40.6 percent from the floor (31.4 pct. on threes) ... Only four turnovers in 15 games
- Averaged 6.7 points in three Diamond Head Classic games, including 12 in win vs. UMass and eight vs. Nevada
- Connected on 40.4 percent from the floor this season in all games, 34.5 percent from three-point range (second on the team)
- Scoring efficiency is improved from his first two seasons (.319 points per minute this year, .287 combined his first two seasons)
- Taken 87 of his 136 shot attempts from three-point range (connected on 25-of-49 inside the arc) ... 175 of 274 attempts last season from three-point range
- Career 35.7-percent shooter from three-point range ... Has 130 career three-point field goals, which ranks No. 18 in program history
- Started a team-high 31 games last season, reaching double-figure points in 14
- Was No. 4 on the Tech stat chart in scoring (9.5 ppg), No. 2 in minutes per game (31.3) and three-point field goals (57-of-175) ... No. 3 in free throws (51-of-74) and No. 4 in three-point percentage (32.6 pct.)
- In ACC games, averaged 9.1 points per game (fourth on team) while hitting 35.9 percent from the floor, 31.6 percent (36-of-114) on threes ... Averaged 13.5 points in two ACC Tournament games while hitting 8-of-20 from the floor and 5-of-13 from three-point range
- Consensus four-star prospect out of high school, rated at No. 48 in the class of 2021 according to the 247Sports Composite rankings (Florida Class 4A Player of the Year as a senior)
- Born and raised in Memphis, Tenn., spent his high school years in Jacksonville, Fla., area, where his father, Ran, is a high school head coach

10 • Ebenezer Dowuona • C • 6-11 • 230 • Sr.

- Last name pronounced "duh-WANNA" ... Goes by "Ebe" (EEE-bee)
- Post player in his fourth collegiate season, but is eligible to take a COVID year if he chooses
- Played in 18 games, averaging 9.7 minutes, and started 13 ... Started eight ACC games ... Missed last five games (Louisville, Notre Dame, Syracuse, Clemson, Miami) with injury
- Averaged 0.7 points and 1.3 rebounds in eight ACC games (9.6 mpg)
- Scoreless in his last six games (last scored a bucket Jan. 13 at Duke)
- His defensive play in the post was a key factor in Tech's wins over top-25 teams Mississippi State and Duke in December (combined +24 plus/minus) and No. 3 North Carolina (helped limit Bacot to 9 pts/9 reb. 8 FGA, forced a miss by Davis on final possession) ... Played 53 total minutes in those games (three of his four highest minute totals this season), blocked three shots and grabbed seven rebounds
- Former four-star high school prospect in the state of Georgia who played three seasons at NC State before enrolling at Georgia Tech in the summer of 2023
- Averaged 2.6 points and 2.7 rebounds, connecting on 51 percent of his shots from the floor across three seasons
- Played in 61 games, starting 30, over the last two seasons with the Wolfpack, and blocked 80 shots
- Helped lift the Wolfpack to a berth in the NIT as a freshman and the NCAA Tournament in 2022-23
- Best season came in 2021-22 when he started 27 games and averaged 4.1 points (55.9 pct. FG) and 4.1 rebounds in 31 games
- High school teammate of Lance Terry at The Heritage School in Newnan, Ga.

BIO UPDATES (see game-by-game stats and career highs in stat pack)

5 • Tafara Gapare • F • 6-9 • 206 • So.

- Name pronounced "tuh-FAR-uh guh-PAR-ee"
- Versatile, athletic and skilled player who can score, rebound, pass and defend multiple positions
- Played in 27 games, starting 13, and averaged 17.9 minutes
- Has started Tech's last seven games and played 20 or more minutes in eight of the last 10, filling the void created by the absence of Ebenezer Doquona
- Last five games (Syracuse, Clemson, Miami): 9.3 ppg, 7.0 rpg, 18-of-39 FG, 8-of-9 FT
- Started ACC games at Duke (8 points, 3 blocks), at Louisville (1 point, 5 rebounds), at Notre Dame (1 point, 2 rebounds, 1 block), Syracuse (10 points, 9 rebounds, 2 assists, 1 block, 1 steal), Clemson (10 points, seven rebounds, 1 block), Miami (7 points, 3 rebounds, 1 block), FSU (8 points, 10 rebounds, 3 blocks) and Wake Forest (11 points, 6 rebounds, 2 assists, 1 block)
- Key off the bench in Tech's win over No. 3 North Carolina (6 points, career-high 8 rebounds, 3 blocks)
- Averaging 5.2 points, 3.7 rebounds, 34.4 percent FG, 19 blocks in 17 ACC games
- Has a team-high 32 blocked shots and ranks 10th in the ACC in blocks per game (1.19) despite his limited minutes
- Returned from a three-game absence early in the season to score 35 points with 11 rebounds in Tech's three games against Georgia, Alabama A&M and Penn State ... Went 13-26 from the floor with three blocks and two steals in 61 total minutes
- Scored career-high 20 points with six boards in 28 minutes in Tech's win over Penn State
- Scored nine points with seven rebounds and four blocks to help Tech defeat Hawaii in the Diamond Head Classic
- Former four-star-rated recruit from New Zealand who spent his senior year of high school in Connecticut and played his freshman year at Massachusetts
- Enrolled for the summer, 2023 term and has three seasons of eligibility remaining
- Averaged 12.4 minutes per game over 30 games as a freshman at UMass (3.4 points, 2.1 rebounds per game, 31.2 percent) ... Despite limited playing time, led the team in blocked shots (20) and went to the free throw line 40 times
- Spent the 2021-22 year at the South Kent School in Connecticut ... Ranked as the No. 1 player in Connecticut and No. 10 power forward by 247Sports for the Class of 2023

2 • Naithan George • G • 6-3 • 180 • Fr.

- Point guard from Canada who attended Canyon International Academy in Glendale, Ariz., his last three years of high school
- First freshman to start at point guard for Tech since Jose Alvarado ... Candidate for the ACC's All-Freshman Team
- Has started Tech's last 26 games, averaging 29.3 minutes and playing well in Tech's ACC wins (10.6 ppg, 4.8 rpg, 47.4 pct. FG)
- Averaging 9.4 points and 4.6 assists (No. 2 in the ACC) in all games; 9.5 points and 5.1 assists (No. 2 in the ACC) in conference games
- Has Tech's highest assist average (4.56) for a freshman since Javaris Crittenton in 2006-07 (5.75), and is Tech's first freshman since 2008-09 (Iman Shumpert) to have 100 assists
- Owns the ACC's best assist-turnover ratio in conference games (2.44-1) ... Ranks No. 6 in all games (2.28-1)
- In Tech's current three-game winning streak, has averaged 12.0 points, 3.7 rebounds, 3.7 assists, 50 percent from the floor, 3-of-9 from three-point range
- Scored in double digits in nine of Tech's last 15 games - only twice in his first 12 games
- Scored 10 of his season-high 20 points in the final 22 seconds of regulation and final minute of second OT to lift Tech over Clemson ... Scored the winning basket vs. North Carolina with a left-handed layup over Armando Bacot
- Has nine games of six or more assists, including season high 11 against Notre Dame, most for a Tech player since 2008
- Averaged 10.7 points and 3.3 assists to help Tech's runner-up finish at the Diamond Head Classic, including a season-high 14 points in semifinal win over Hawaii
- Made first career start vs. Mississippi State, scoring 11 points with four rebounds in 32 minutes
- Made his Tech debut at Cincinnati after not playing first three games, scoring eight points and hitting two three-point field goals in 15 minutes (11 in the second half)
- Plays with high energy and has a tremendous work ethic ... Committed to playing both ends of the floor
- Chose Tech over offers from Texas A&M Corpus Christi, Sam Houston State, Seattle
- Averaged 15 points, eight assists and five rebounds per game in 2022-23 at Canyon International Academy, which fields a national team that competes against junior colleges and on The Grind Session prep circuit
- Led to state championships in 2022 and 2023
- Earned all-breakout honors at the Peach Jam playing for the Arizona Unity team, averaging 10 points, 4.8 rebounds and 3.7 assists over six games (27.2 minutes per game)

13 • Miles Kelly • G • 6-6 • 180 • Jr.

- Accurate shooter from long range who also plays some point and has developed into a consistently productive scorer for the Yellow Jackets ... Tech's top candidate for the All-Atlantic Coast Conference team
- One of two Tech players to start every game this season (Kowacie Reeves, Jr., is the other) and leads Tech in minutes
- Currently Tech's top scorer (14.6 ppg) and No. 2 rebounder (5.8 rpg) ... Has reached double figures in points in all but five games
- Averaged 15.7 points and 5.9 rebounds in Tech's ACC wins while hitting 40.6 percent from the floor, 37.3 percent from three-point range
- In Tech's current three-game winning streak, has averaged 16.3 points, 4.3 rebounds, 46.1 percent from the floor, 13-of-27 from three-point range, eight assists and six steals
- Scored a career-high 36 points (11-20 FG, 6-11 3pt FG, 8-10 FT) at Louisville, one game after he went scoreless against Wake Forest ... Was most points in a game by a Yellow Jacket since 2016 when Josh Okogie scored 38 against Tulane
- Has scored 20-plus points seven other times this season - 25 points against Georgia Southern, 27 vs. Howard, 22 vs. Mississippi State, 20 at Florida State, 25 vs. Notre Dame, 20 at NC State, 25 at Miami
- Has recorded four double-doubles - Mississippi State (22 pts/12 reb), at Duke (16/11), at NC State (20/10), Syracuse (16/11)
- Averaging 14.6 points and 5.7 rebounds in ACC play ... Shooting percentages improved over full-season norms (41.6 percent FG, 39.7 percent 3-point FG, 79.5 percent FT)
- Has hit 37.7 percent of his shots from the floor and 33.2 percent from three-point range in all games
- Tech's top three-point shooter for the season by volume and No. 5 by percentage ... Has twice matched his career high for threes in a game this season - 7 vs. Notre Dame (Jan. 9) and Miami (Feb. 24), and also hit six at Louisville (Feb. 10)
- No. 6 in the ACC on three-point field goals made in conference games (2.74 per game)
- Averaged 10.3 points and 5.3 rebounds in the Diamond Head Classic
- Hit two free throws with 2.1 seconds left to lift Tech to a win over Penn State, and hit two to seal Tech's win over Hawai'i in the Diamond Head Classic semifinals
- Has been Tech's most frequent visitor to the free throw line this season (102 attempts in 30 games), but is only fourth on the team in ACC games
- Reached 1,000 career points Feb. 21 vs. Clemson (now in 44th place with 1,049 points) ... Has 183 career three-point field goals, which ranks No. 9 in program history
- Was Tech's leading scorer in 2022-23 (14.4 ppg) overall and in conference games (14.8 ppg) ... Reached double figures in 25 games total
- Averaged 19.8 points and 3.1 rebounds over Tech's last eight games of 2022-23, hitting 47.7 percent from the floor (53-of-111), 44.3 percent (35-of-79) from three-point range
- In ACC games, shot 40.2 percent from the floor, 38.4 percent from three-point range and 93.5 percent from the free throw line
- Led Tech and set a program record for free throw percentage (89.83 pct. on 59 attempts), breaking the previous mark of 88.73 percent set by Anthony Morrow in 2005-06 ... Had a streak of 24 straight FT made at one point in the season
- Atlanta-area native who spent his senior year of high school at Hargrave Military Academy in Virginia, after prepping at Parkview High School in Lilburn ... Consensus four-star No. 87 in the 247Sports composite rankings

4 • Carter Murphy • G • 6-4 • 205 • Sr.

- Came to Georgia Tech as a graduate transfer after four years at the Air Force Academy, where he graduated with a bachelor's degree in data science and is pursuing a master's degree in operations research at Tech
- Played in 13 games, going 7-for-17 from three-point range
- Hit a pair of three-pointers and scored a season-high eight points at Louisville
- Missed 12 games with an ankle injury before returning to action Jan. 27 at Virginia Tech (six points on two three-point FG in 11 minutes) ... Averaged 10.6 minutes in Tech's seven games since
- Saw action in 70 games over four seasons at Air Force, making eight starts and averaging 14.3 minutes ... Connected on 46.6 percent of his shots from the floor, 30.7 on threes and 85 percent from the foul line in his Falcons career, and averaged 5.0 points
- Played in 31 games as a senior (two starts) and hit career high marks in every statistical category
- Fourth on team in scoring, averaging 7.2 points per game ... Second on team in shooting at .500 from the field and third in free throw percentage (.829)
- Averaged 15.3 points over the last seven games of the season, reaching double figures in all seven ... Scored career-high 19 points in final game at Mountain West tourney vs. UNLV

BIO UPDATES (see game-by-game stats and career highs in stat pack)**11 • Baye Ndongo • F • 6-9 • 214 • Fr.**

- Name pronounced "BYE NDONG-go" ... Pronounce the N with no vowel before or after
- Top candidate for the ACC's All-Freshman Team
- Played and started last 26 games after missing the first three and most of the pre-season with a hand injury ... Excellent defender and rebounder who is difficult to stop around the basket
- Tech's top rebounder at 8.2 per game and No. 2 scorer at 11.7 points per game ... Ranks No. 7 in the ACC in rebound average, No. 6 in offensive rebounds (2.48 per game), No. 7 in field goal percentage (55.9) and No. 12 in blocked shots (1.11 per game)
- In Tech's current three-game winning streak, has averaged 10.7 points, 10.7 rebounds, 50 percent from the floor
- No. 3 among freshmen nationally in rebound average and No. 2 in field goal percentage
- One of two freshmen in the nation (JT Toppin of New Mexico is the other) to average at least 11.8 points, 8.2 rebounds, 1.1 blocks and hit 55.9 percent from the floor
- Averaging 12.1 points and 7.6 rebounds in ACC games ... Has hit 54.6 percent from the floor
- Has been consistent, averaging 11.7 points and 8.3 rebounds, hitting 57.6 percent from the floor in ACC games
- Has six double-doubles this season (Penn State, Hawai'i, Boston College, Clemson, Syracuse, FSU), missed three others by one rebound
- Scored in double digits in 12 straight games before UNC (played only 5 minutes due to injury), averaging 15.4 points and 9.3 rebounds, and hit on 66.1 percent of his field goals (78-of-118)
- Named ACC Rookie of the Week three times this season, most recently after making the all-tournament team at the Diamond Head Classic (18.0 ppg, 9.3 rpg, 23-26 FG, 8-9 FT) ... That included a 22-point, 12-rebound game in the semifinals vs. Hawaii ... Scored 20 with eight boards against Nevada
- Had his breakout game Dec. 2 vs. No. 7 Duke with 21 points (9-11 FG), 5 rebounds, 4 blocked shots, 2 assists ... Named ACC Rookie of the Week after that effort
- Notched first career double-double Dec. 16 against Penn State with 12 points and 19 rebounds ... Tied for most rebounds ever by a Tech freshman ... Again named ACC Rookie of the Week for that performance
- Versatile, skilled and athletic forward who was rated a four-star prospect by On3, three-star by Rivals and 247Sports ... Ranked as high as No. 120 by Rivals and No. 23 among power forwards
- Chose the Yellow Jackets over Michigan and Nebraska after originally committing to Rutgers in January
- Has a 7-foot, 2-inch wingspan ... Grew up in a soccer family, but an older sister persuaded him to try basketball at age 14
- Played the 2022-23 season at Putnam (Conn.) Science Academy, helping lead the team to its fourth national prep school championship in five years (38-3 record in 2022-23)
- Averaged 8.3 points and 4.8 rebounds with three double-doubles, and shot 59.2 percent from inside the three-point arc
- Played for Senegal's U19 team in the U19 World Cup in 2021 ... Averaged 7.6 points, 6.0 rebounds, 1.9 assists, 1.3 steals and 0.9 blocks over seven games

35 • Emmer Nichols • F • 6-6 • 215 • r-Fr.

- Non-scholarship player who joined the Tech program for the fall, 2022 semester ... Redshirted the 2022-23 season
- Played in two games ... Saw the first action of his career Nov. 22 at Cincinnati (two minutes, one rebound)
- Out for season with a broken leg suffered Jan. 19
- Versatile player and left-handed shooter who is skilled in all facets of the game
- No. 42-ranked player in the state of California according to Max Preps
- Played four years at Sacred Heart Preparatory School, serving two years as team captain
- Helped Sacred Heart to a pair of league championships, including a Central Coast Section title in 2021
- As a senior, led SHP to a 25-5 record overall as a senior and 14-0 mark in its league
- Earned second-team Central Coast Section WBAL all-league, first-team all-league in 2020 and 2022 (MVP and defensive player of the year in 2022)

14 • Kowacie Reeves, Jr. • F • 6-7 • 202 • Jr.

- First name pronounced "ko-WAY-see" ... Answers to "WAY-see"
- One of two Tech players to start every game this season (Miles Kelly is the other) and is No. 2 on the team in minutes
- No. 3 in Tech's scoring column at 10.1 points per game, hitting double digits in 13 games
- Reached double digits just twice in Tech's last 11 games, but came up big with a 15-point game (6-11 FG, 3-7 3pt FG) Feb. 24 at Miami
- In Tech's current three-game winning streak, has averaged 10.7 points, 4.3 rebounds, 54.2 percent from the floor, 6-of-12 from three-point range
- Has connected on 41.2 percent of his shots from the floor, leads the team in three-point rate (38.1 pct.) and is No. 2 in free throw percentage (83.3 pct.)
- No. 3 on the team blocked shots (15) and steals (16)
- Averaging 9.3 points and 3.7 rebounds in ACC games, while connecting on 40.4 percent from the floor and team-high 40.7 percent on threes
- Has 114 three-point field goals in his college career, including 48 in 29 games this season, more threes than in either of his first two full seasons in college
- Surpassed 700 points for his career at Miami, now at 717
- Averaged 8.3 points and 4.3 rebounds in three games to help Tech reach the championship game of the Diamond Head Classic
- Notched first career double-double against Alabama A&M with 20 points and 10 rebounds ... Was his third career 20-point game
- Tallied 14 points (5-7 FG, 4-5 3pt FG) with four rebounds in his ACC debut vs. Duke ... Scored 15 with five boards vs. Penn State ... Had 18 points with six boards at Florida State ... Had 15 points on five three-pointers at Clemson
- Former four- and five-star-rated recruit from Georgia who played two seasons at Florida before transferring to Georgia Tech ... Has two seasons of eligibility remaining
- Helped lead Florida to appearances in the NIT both of his seasons in Gainesville ... Averaged 7.1 points and 2.1 rebounds in 60 games (17 starts), averaging 17.5 minutes per game
- Rivals five-star recruit and ESPN and 247 four-star prospect in 2021, rated in the top 30 overall and the No. 6 shooting guard by both Rivals and 247

23 • Ibrahima Sacko • G/F • 6-6 • 225 • Fr.

- Name pronounced "EE-bruh-HEE-muh SOCK-oh"
- Excellent rebounder and defender with high level athleticism who has played in 20 games, averaging 11.4 minutes
- Has scored points in 12 of his 20 games, with a season-high of 13 at Notre Dame and six at Louisville
- Started three ACC games (Florida State, Pittsburgh, Virginia Tech), totalling 27 minutes, no points and five rebounds
- Grabbed season-high eight rebounds vs. UMass Lowell, and an ACC high of seven on Feb. 21 vs. Clemson
- One of the top players out of Canada in the class of 2023 ... Rated a top-3 player in the country by Canadian recruiting analyst Josh Millican
- Athletic and physical player who is known for his defensive capabilities and also adept at putting the ball on the floor
- Has a wingspan of 6 feet, 9 inches and a standing reach of 8 feet, 7 inches
- Native of Guinea who came to Canada in 2022 to prep at J. Addison School in Markham, Ontario ... Earned OSBA first-team all-star and defensive player of the year honors after leading the Jaguars to the OSBA semifinals ... Averaged 29 points, 11 rebounds, 4 assists, 2 blocks, 2 steals per game
- Led the Jaguars to the championship of the Beach Ball Classic in Myrtle Beach, S.C., where he was named MVP after averaging 16.5 points, 5 assists, 5 rebounds and 1.5 steals per game
- Was invited to compete in the spring at the Nike Hoops Summit in Portland to compete for the World team against some of the best players in the 2023 class, but did not compete due to injury

33 • Marcos San Miguel • G • 6-4 • 190 • Fr.

- First-year non-scholarship student-athlete from Campbell High School in Smyrna
- Four-year varsity letterwinner in basketball at Campbell High School, serving as team captain three years ... Helped the Spartans to a 17-12 overall record as a senior
- Graduated from Campbell with a 4.77 weighted GPA ... Also served in IB Leadership Core Team, Human Rights Club (Vice President), Interact Service Club, Chess Club, Academic Quiz Bowl, National Honor Society, Spanish Honor Society, Campbell Fellowship
- Gold Scholar at Georgia Tech enrolled in computer science with a minor in Spanish
- Officiates youth basketball in his spare time for East Marietta Basketball, Inc. ... Founded and leads organization called Take a Charge National Fundraising Campaign, in which he seeks donations for each charge he takes in basketball games, originating to raise funds for a friend who suffered a traumatic brain injury playing football, with additional funds directed toward people in need

BIO UPDATES (see game-by-game stats and career highs in stat pack)

30 • Ibrahim Souare • F • 6-9 • 214 • Fr.

- Name pronounced "EE-bruh-HEEM SWAR-ay (rhymes with soiree)"
- Power forward prospect from Guinea who was recruited out of Canyon International Academy in Glendale, Ariz.
- Enrolled for fall semester and eligible to play in 2023-24 ... Has not seen action this season
- Measured 7-2 wingspan, 30-inch vertical leap ... Listed at 6-foot-7 for the FIBA 2022 U18 Championship, grown two inches since then
- Averaged 11.7 points, 7.7 rebounds and 1.7 assists for Guinea in the 2022 FIBA U18 African Championship in Madagascar ... Averaged 29.3 minutes over six games

1 • Kyle Sturdivant • G • 6-3 • 195 • Sr.

- Last name pronounced "STIR-de-vunt"
- Playing his fourth season at Tech after transferring from Southern California ... Has been Tech's No. 2 point guard for most of that time, but has started 49 games
- Key figure off the bench as Tech's No. 2 point guard, averaging 8.8 points with 12 double-digit games ... Candidate for the ACC's Sixth Man Award
- Averaging five fewer minutes per game than his career high in 2021-22 but has produced .437 points per minute this season compared to .316 for his career previously, and raised his shooting percentages across the board
- Has averaged 2.83 assists while compiling a 2.0-1 assist/turnover ratio ... Has six games of five or more assists
- Averaging 20.2 minutes and connected on 41.3 percent from the floor overall, 39.4 percent on threes
- Averaging 9.2 points and 2.9 assists in ACC games
- Averaged 13.1 points and 3.6 assists in Tech's ACC wins ... Hit 43.5 percent from the floor, 48.6 percent from three-point range and 90.9 percent from the foul line
- In Tech's current three-game winning streak, has averaged 11.0 points, 3.7 assists, 46.7 percent from three-point range, 8-of-9 FT
- Just missed a triple-double against Boston College (11 points, career-high 10 rebounds, nine assists)
- Averaged 10.3 points and 2.0 assists in the Diamond Head Classic, scoring a career-high 21 points in Tech's quarterfinal win over UMass ... Made 6-of-10 from the floor, 8-of-8 from the foul line
- Keyed Tech's win over No. 21 Mississippi State with 12 points (4-7 FG) in 26 minutes ... Scored 18 points, 15 of them in the second half and OT, in win at Clemson
- Has played in 142 games in his career, most among the Yellow Jackets, 121 of them in a Tech uniform ... Had his 142 games all been played at Tech, he would rank No. 1 in program history
- Surpassed 900 career points on Feb. 24 at Miami (has 924) ... Hit his 100th three-point field goal in a Tech uniform on Feb. 21 vs. Clemson (has 107 at Tech, 110 career)
- His 295 assists in a Tech uniform rank 18th in program history
- Seven of the 10 highest point totals of his career have come away from McCamish Pavilion, including career-best 21 vs. UMass, 18 at Clemson this season
- Averaged 8.6 points per game in 2022-23 (fifth on the team) ... No. 2 on the team in assist average (3.3 per game) and 8th in the ACC in assist/turnover ratio (2.09-1) ... Shot 39.3 percent from the floor and 32.1 percent from distance
- In ACC games, averaged 7.8 points and 3.3 assists per game, hitting 39.3 percent from the floor and 30.3 percent on threes
- Started Tech's last 12 games and played the best basketball of his career over that stretch ... Averaged 12.6 points and reached double digits in nine games ... Connected on 35.1 percent (20-of-57) from three-point range, and compiled a 53/19 assist/turnover ratio ... Averaged nearly 33 minutes per game over that stretch
- In the ACC Tournament, averaged 12.5 points and dealt 15 assists against three turnovers
- Started 28 games in 2021-22, including the last 20 ... Averaged 25.2 minutes, 7.6 points (third on Tech's team) and 2.3 assists for the season ... Team-best 73/38 assist/turnover ratio
- Played in every game off the bench his first year at Tech in 2020-21, averaging 3.5 points while posting a solid 27/17 assist/turnover ratio

0 • Lance Terry • G • 6-3 • 198 • Sr.

- Atlanta-area high school product who played three seasons at Gardner-Webb University, then transferred to Georgia Tech and enrolled for the summer term
- Is recovered from a pre-season injury that forced him to miss the first eight games, but has elected to red-shirt and return to action in 2023-24 ... Cleared to practice just before Tech's trip to Hawaii
- Has the most career points (892) of any player on the Tech roster
- No. 2 on the team in scoring at 10.1 points per game in 2022-23 while hitting 42.1 percent of his shots from the floor, 38.8 from three-point range (top percentage on the team) and 81.4 percent from the foul line
- Averaged 11.4 points in ACC games (No. 2 on the team), connecting on 41.3 percent from the floor, a team-high 42.1 from three-point distance and 79.4 percent from the free throw stripe
- Was a key figure both as a starter and a reserve offensively, and his best offensive games occurred in Tech's seven ACC wins (tournament win included) ... Scored a season-high 24 points in the Jackets' Jan. 4 win over No. 12 Miami, 19 in their Feb. 8 win over Notre Dame, 14 vs. Virginia Tech on Feb. 15, 17 vs. Louisville on Feb. 25, 24 at Syracuse on Feb. 28 and 17 at Boston College
- In those seven wins, averaged 17.7 points, connected on 47.3 percent of his field goals, and 52.1 percent of his threes, playing the full 40 minutes in all but the Syracuse game, in which he was subbed out with 56 seconds left when the Jackets emptied the bench
- Missed four straight ACC games (Syracuse on Jan. 21 through Louisville on Feb. 1) with a hamstring injury ... After his return (Tech's last 11 games), averaged 13.3 points per game while hitting 43.4 percent from the floor (53-of-122) and 43.3 percent from behind the arc (26-of-60) ... Scored the game-winning basket on the tip-in at the final horn against Notre Dame
- Scored 41 points in Tech's in back-to-back games against Miami (season-high 24) and Florida State (17) in early January ... Hit 14-of-28 FG, 7-11 3-point FG and 6-of-8 FT, with 11 rebounds, in those two games
- Started 21 of the 29 games he played, including 15 ACC games (regular season plus tournament)
- Had the best turnover rate on the team (1.3 per 40 minutes)
- Thirteen double-figure scoring games altogether in 2022-23, eight in ACC games

2023-24 SEASON STATISTICS AND RESULTS

Game Records

Record	Overall	Home	Away	Neutral
ALL GAMES	14-16	8-7	4-8	2-1
CONFERENCE	7-12	4-6	3-6	0-0
NON-CONFERENCE	7-4	4-1	1-2	2-1

Score by Periods

Team	1st	2nd	OT	TOT
Georgia Tech	1007	1094	34	2135
Opponents	1030	1184	37	2251

Team Box Score

No.	Player				Total		3-Point		F-Throw		Rebounds											
		GP-GS	MIN	AVG	FG-FGA	FG%	3FG-3FGA	3FG%	FT-FTA	FT%	OFF	DEF	TOT	AVG	PF	DQ	A	TO	BLK	STL	PTS	AVG
13	KELLY, Miles	30-30	960:16	32.0	148-393	.377	68-205	.332	74-102	.725	31	142	173	5.8	74	1	59	60	8	22	438	14.6
11	NDONGO, Baye	27-27	738:01	27.3	132-237	.557	4-11	.364	48-74	.649	67	155	222	8.2	78	5	25	69	30	20	316	11.7
14	REEVES JR., Kowacie	30-30	884:18	29.5	106-255	.416	50-128	.391	40-48	.833	33	89	122	4.1	40	0	27	37	16	16	302	10.1
2	GEORGE, Naithan	27-26	790:56	29.3	90-219	.411	27-91	.297	46-68	.676	12	51	63	2.3	44	0	123	54	3	9	253	9.4
1	STURDIVANT, Kyle	30-0	605:40	20.2	86-208	.413	37-94	.394	56-64	.875	7	55	62	2.1	46	0	85	44	3	18	265	8.8
3	COLEMAN, Dallan "Deebo"	26-0	492:29	18.9	55-136	.404	30-87	.345	17-29	.586	21	43	64	2.5	42	0	15	10	6	12	157	6.0
5	GAPARE, Tafara	27-13	482:40	17.9	50-141	.355	10-56	.179	30-44	.682	21	72	93	3.4	50	1	20	25	32	10	140	5.2
12	CLAUDE, Tyzhaun	30-4	529:48	17.7	48-100	.480	1-7	.143	47-72	.653	76	81	157	5.2	64	2	22	25	14	9	144	4.8
24	ABRAM, Amaree	10-4	108:19	10.8	11-42	.262	4-20	.200	8-13	.615	2	15	17	1.7	10	0	11	9	2	1	34	3.4
23	SACKO, Ibrahima	20-3	227:08	11.4	18-38	.474	4-14	.286	3-10	.300	20	33	53	2.7	26	0	4	11	4	11	43	2.2
4	MURPHY, Carter	13-0	101:28	7.8	9-23	.391	7-18	.389	0-0	.000	0	10	10	0.8	11	0	3	1	2	3	25	1.9
10	DOWUONA, Ebenezer	18-13	172:56	9.6	9-21	.429	0-0	.000	0-2	.000	14	11	25	1.4	23	0	2	8	5	1	18	1.0
35	NICHOLS, Emmer	2-0	04:05	2.0	0-0	.000	0-0	.000	0-0	.000	1	3	4	2.0	0	0	0	0	0	0	0	0.0
33	SAN MIGUEL, Marcos	1-0	01:55	1.9	0-2	.000	0-1	.000	0-0	.000	1	0	1	1.0	0	0	0	1	0	0	0	0.0
Team											45	51	96				20					
Total		30	6100		762-1815	.420	242-732	.331	369-526	.702	351	811	1162	38.7	508	9	396	374	125	132	2135	71.2
Opponents		30	6100		789-1868	.422	230-730	.315	443-601	.737	328	749	1077	35.9	494	9	397	264	99	208	2251	75.0

Team Statistics

	GATECH	OPP
Scoring	2135	2251
Points per game	71.2	75.0
Scoring margin	-3.9	-
Field goals-att	762-1815	789-1868
Field goal pct	.420	.422
3 point fg-att	242-732	230-730
3-point FG pct	.331	.315
3-pt FG made per game	8.1	7.7
Free throws-att	369-526	443-601
Free throw pct	.702	.737
F-Throws made per game	12.3	14.8
Rebounds	1162	1077
Rebounds per game	38.7	35.9
Rebounding margin	+2.8	-
Assists	396	397
Assists per game	13.2	13.2
Turnovers	374	264
Turnovers per game	12.5	8.8
Turnover margin	-3.7	-
Assist/turnover ratio	1.1	1.5
Steals	132	208
Steals per game	4.4	6.9
Blocks	125	99
Blocks per game	4.2	3.3
Winning streak	3	-
Home win streak	1	-
Attendance	74912	102786
Home games-Avg/Game	15-4994	12-8566
Neutral site-Avg/Game	-	3-7672

Team Results

Date	Opponent		Score	Att.
11/06/2023	Ga. Southern	W	84-62	3414
11/09/2023	Howard	W	88-85	3802
11/14/2023	UMass Lowell	L	71-74	3778
11/22/2023	at Cincinnati	L	54-89	11756
11/28/2023	Mississippi St.	W	67-59	3913
12/02/2023	Duke	W	72-68	7758
12/05/2023	at Georgia	L	62-76	9017
12/09/2023	Alabama A&M	W	70-49	3919
12/16/2023	vs Penn St.	Wot	82-81	12720
12/21/2023	vs Massachusetts	W	73-70	5290
12/22/2023	at Hawaii	W	73-68	4919
12/24/2023	vs Nevada	L	64-72	5005
01/03/2024	at Florida St.	L	71-82	4248
01/06/2024	Boston College	L	87-95	5052
01/09/2024	Notre Dame	Lot	68-75	3729
01/13/2024	at Duke	L	79-84	9314
01/16/2024	at Clemson	Wot2	93-90	7217
01/20/2024	Virginia	L	66-75	6380
01/23/2024	Pittsburgh	L	64-72	3612
01/27/2024	at Virginia Tech	L	67-91	8925
01/30/2024	North Carolina	W	74-73	8600
02/03/2024	at NC State	L	76-82	15523
02/06/2024	Wake Forest	L	51-80	4239
02/10/2024	at Louisville	L	67-79	11891
02/14/2024	at Notre Dame	L	55-58	4589
02/17/2024	Syracuse	W	65-60	6241
02/21/2024	Clemson	L	57-81	4567
02/24/2024	at Miami (FL)	W	80-76	7906
03/02/2024	Florida St.	W	85-76	5908
03/05/2024	at Wake Forest	W	70-69	7481

2023-24 SEASON STATISTICS AND RESULTS - ACC ONLY

Game Records

Record	Overall	Home	Away	Neutral
ALL GAMES	7-12	4-6	3-6	0-0
CONFERENCE	7-12	4-6	3-6	0-0
NON-CONFERENCE	0-0	0-0	0-0	0-0

Score by Periods

Team	1st	2nd	OT	TOT
Georgia Tech	634	689	24	1347
Opponents	679	759	28	1466

Team Box Score

No.	Player	Total			3-Point			F-Throw		Rebounds				Other				PTS	AVG			
		GP-GS	MIN	AVG	FG-FGA	FG%	3FG-3FGA	3FG%	FT-FTA	FT%	OFF	DEF	TOT	AVG	PF	DQ	A			TO	BLK	STL
13	KELLY, Miles	19-19	610:24	32.1	97-233	.416	52-132	.394	31-39	.795	12	96	108	5.7	53	1	35	40	6	12	277	14.6
11	NDONGO, Baye	19-19	533:01	28.1	95-174	.546	4-9	.444	36-57	.632	39	106	145	7.6	55	4	17	48	19	12	230	12.1
2	GEORGE, Naithan	19-19	574:00	30.2	66-161	.410	21-68	.309	34-49	.694	8	36	44	2.3	31	0	95	39	2	6	187	9.8
14	REEVES JR., Kowacie	19-19	542:36	28.6	64-156	.410	37-88	.420	11-14	.786	20	49	69	3.6	27	0	18	21	6	10	176	9.3
1	STURDIVANT, Kyle	19-0	405:13	21.3	53-135	.393	30-75	.400	39-44	.886	4	35	39	2.1	29	0	54	25	3	11	175	9.2
5	GAPARE, Tafara	18-8	328:12	18.2	32-93	.344	6-40	.150	24-33	.727	12	55	67	3.7	31	1	17	18	19	6	94	5.2
3	COLEMAN, Dallan "Deebo"	15-0	231:44	15.4	26-64	.406	12-38	.316	6-11	.545	9	22	31	2.1	20	0	5	4	3	7	70	4.7
12	CLAUDE, Tyzhaun	19-0	345:28	18.2	25-51	.490	0-1	.000	31-42	.738	48	47	95	5.0	39	1	10	14	11	4	81	4.3
23	SACKO, Ibrahima	11-3	114:51	10.4	11-22	.500	2-7	.286	2-3	.667	8	15	23	2.1	11	0	2	3	3	4	26	2.4
4	MURPHY, Carter	9-0	77:39	8.6	7-18	.389	5-13	.385	0-0	.000	0	5	5	0.6	7	0	3	1	0	3	19	2.1
24	ABRAM, Amaree	4-0	24:11	6.0	2-8	.250	0-3	.000	2-4	.500	0	1	1	0.3	2	0	2	1	1	0	6	1.5
10	DOWUONA, Ebenezer	9-8	87:41	9.7	3-10	.300	0-0	.000	0-0	.000	5	7	12	1.3	13	0	0	3	2	0	6	0.7
Team											21	30	51						11			
Total		19	3875		481-1125	.428	169-474	.357	216-296	.730	186	504	690	36.3	318	7	258	228	75	75	1347	70.9
Opponents		19	3875		514-1182	.435	148-442	.335	290-379	.765	205	478	683	35.9	293	6	281	154	58	123	1466	77.2

Team Statistics

	GATECH	OPP
Scoring	1347	1466
Points per game	70.9	77.2
Scoring margin	-6.3	-
Field goals-att	481-1125	514-1182
Field goal pct	.428	.435
3 point fg-att	169-474	148-442
3-point FG pct	.357	.335
3-pt FG made per game	8.9	7.8
Free throws-att	216-296	290-379
Free throw pct	.730	.765
F-Throws made per game	11.4	15.3
Rebounds	690	683
Rebounds per game	36.3	35.9
Rebounding margin	+0.4	-
Assists	258	281
Assists per game	13.6	14.8
Turnovers	228	154
Turnovers per game	12.0	8.1
Turnover margin	-3.9	-
Assist/turnover ratio	1.1	1.8
Steals	75	123
Steals per game	3.9	6.5
Blocks	75	58
Blocks per game	3.9	3.1
Winning streak	3	-
Home win streak	1	-
Attendance	56086	77094
Home games-Avg/Game	10-5609	9-8566
Neutral site-Avg/Game	-	0-0

Team Results

Date	Opponent		Score	Att.
12/02/2023	Duke	W	72-68	7758
01/03/2024	at Florida St.	L	71-82	4248
01/06/2024	Boston College	L	87-95	5052
01/09/2024	Notre Dame	Lot	68-75	3729
01/13/2024	at Duke	L	79-84	9314
01/16/2024	at Clemson	Wot2	93-90	7217
01/20/2024	Virginia	L	66-75	6380
01/23/2024	Pittsburgh	L	64-72	3612
01/27/2024	at Virginia Tech	L	67-91	8925
01/30/2024	North Carolina	W	74-73	8600
02/03/2024	at NC State	L	76-82	15523
02/06/2024	Wake Forest	L	51-80	4239
02/10/2024	at Louisville	L	67-79	11891
02/14/2024	at Notre Dame	L	55-58	4589
02/17/2024	Syracuse	W	65-60	6241
02/21/2024	Clemson	L	57-81	4567
02/24/2024	at Miami (FL)	W	80-76	7906
03/02/2024	Florida St.	W	85-76	5908
03/05/2024	at Wake Forest	W	70-69	7481

GAME NOTES



2023-24 SEASON STATISTICS - POINTS/REBOUNDS/ASSISTS

Opponent	Date	Score		1	2	3	4	5	10	11	12	13	14	23
				STURDIVANT	GEORGE,NAI	COLEMAN,DA	MURPHY,CAR	GAPARE,TAF	DOWUONA,EB	NDONGO,BAY	CLAUDE,TYZ	KELLY,MILE	REEVES JR.	SACKO,IBRA
Ga. Southern	11/06/2023	84-62	W	8-4-6	DNP	17-0-0	DNP	2-1-0	2-4-0	DNP	10-10-3	25-5-3	15-3-3	0-4-0
Howard	11/09/2023	88-85	W	11-2-2	DNP	7-4-0	0-0-0	0-2-0	2-1-0	DNP	19-6-3	27-6-2	15-7-2	1-3-0
UMass Lowell	11/14/2023	71-74	L	12-0-5	DNP	24-5-1	DNP	0-3-1	2-1-0	DNP	9-9-1	11-8-1	4-3-0	2-8-1
at Cincinnati	11/22/2023	54-89	L	2-1-4	8-1-0	0-1-0	3-4-0	DNP	0-0-1	8-8-0	2-2-0	12-2-1	14-3-1	3-3-0
Mississippi St.	11/28/2023	67-59	W	12-3-0	11-4-1	6-4-2	3-1-0	DNP	2-2-0	2-6-3	1-1-0	22-12-1	6-6-1	2-3-0
Duke	12/02/2023	72-68	W	6-0-4	2-1-9	5-3-1	0-0-0	DNP	2-3-0	21-5-2	4-8-1	16-7-2	14-4-0	2-0-0
at Georgia	12/05/2023	62-76	L	3-0-3	5-5-1	8-4-2	0-0-0	7-2-0	0-1-0	8-11-3	5-4-1	12-7-4	12-3-0	2-3-1
Alabama A&M	12/09/2023	70-49	W	3-4-2	2-3-8	0-1-1	DNP	8-3-1	2-1-0	2-5-0	10-9-2	11-4-0	20-10-1	4-3-0
vs Penn St.	12/16/2023	82-81	Wot	8-2-3	8-1-8	5-5-3	DNP	20-6-0	2-3-1	12-19-1	2-2-1	10-5-6	15-5-0	DNP
vs Massachusetts	12/21/2023	73-70	W	21-3-0	9-2-5	12-2-0	DNP	0-0-1	0-0-0	12-8-0	0-9-0	7-6-0	9-4-1	3-3-0
at Hawaii	12/22/2023	73-68	W	5-3-5	14-2-3	0-4-0	DNP	9-7-0	DNP	22-12-0	2-5-0	14-5-3	7-5-0	DNP
vs Nevada	12/24/2023	64-72	L	5-1-1	9-1-2	8-3-1	DNP	0-2-0	DNP	20-8-1	3-5-1	10-5-3	9-4-0	0-0-0
at Florida St.	01/03/2024	71-82	L	5-1-5	7-4-3	7-2-0	DNP	2-0-1	DNP	10-9-0	2-0-0	20-6-0	18-6-2	0-0-0
Boston College	01/06/2024	87-95	L	11-10-9	4-0-4	10-1-1	DNP	8-1-0	2-2-0	18-10-1	5-1-0	12-3-1	17-2-0	DNP
Notre Dame	01/09/2024	68-75	Lot	0-1-1	9-2-11	5-3-1	DNP	0-1-0	2-2-0	16-9-2	2-2-0	25-7-3	9-4-2	DNP
at Duke	01/13/2024	79-84	L	3-1-1	17-2-5	8-4-0	DNP	8-0-1	0-0-0	16-5-1	2-5-2	16-11-4	9-4-2	DNP
at Clemson	01/16/2024	93-90	Wot2	18-1-2	20-0-6	6-0-0	DNP	0-4-1	0-1-0	11-10-1	9-8-2	14-6-1	15-0-0	DNP
Virginia	01/20/2024	66-75	L	8-4-0	15-1-9	5-2-0	DNP	3-1-1	0-0-0	15-5-0	6-4-1	8-5-1	6-3-0	0-1-0
Pittsburgh	01/23/2024	64-72	L	14-2-3	10-1-4	3-1-0	DNP	4-1-0	DNP	17-8-0	1-5-0	0-2-2	15-5-0	0-5-0
at Virginia Tech	01/27/2024	67-91	L	9-3-3	7-2-8	3-4-0	6-1-1	0-0-0	DNP	16-9-0	8-3-0	11-3-1	6-0-1	0-0-0
North Carolina	01/30/2024	74-73	W	18-2-4	16-4-4	3-4-0	0-1-0	6-8-1	0-2-0	2-0-1	9-8-0	15-5-0	2-4-0	3-0-0
at NC State	02/03/2024	76-82	L	9-2-2	18-4-5	0-2-0	DNP	7-4-0	0-1-0	5-7-0	5-8-0	20-10-2	12-3-1	DNP
Wake Forest	02/06/2024	51-80	L	3-1-0	12-5-7	0-0-0	0-0-0	8-5-0	0-1-0	14-6-0	4-2-0	0-5-1	3-5-3	2-0-0
at Louisville	02/10/2024	67-79	L	7-0-3	2-0-0	DNP	8-2-1	1-5-3	DNP	2-8-0	5-9-0	36-7-2	0-3-0	6-2-1
at Notre Dame	02/14/2024	55-58	L	0-2-2	5-4-4	DNP	3-1-0	1-2-0	DNP	11-5-2	4-3-0	11-4-4	7-6-1	13-4-1
Syracuse	02/17/2024	65-60	W	17-2-4	0-2-3	DNP	0-0-0	10-9-2	DNP	16-11-2	2-6-1	16-10-2	4-4-0	0-4-0
Clemson	02/21/2024	57-81	L	14-2-0	7-1-2	DNP	2-0-1	10-7-0	DNP	8-6-1	1-4-0	8-4-1	7-3-1	0-7-0
at Miami (FL)	02/24/2024	80-76	W	10-3-7	5-3-6	8-2-1	DNP	7-3-1	DNP	8-7-3	2-5-0	25-7-3	15-8-1	DNP
Florida St.	03/02/2024	85-76	W	20-2-4	15-5-2	5-2-1	0-0-0	8-10-4	DNP	15-14-0	8-10-1	5-3-3	9-3-2	DNP
at Wake Forest	03/05/2024	70-69	W	3-0-0	16-3-3	2-1-0	DNP	11-6-2	DNP	9-11-1	2-4-2	19-3-2	8-2-2	DNP

Opponent	Date	Score		24	33	35
				ABRAM,AMAR	SAN MIGUEL	NICHOLS,EM
Ga. Southern	11/06/2023	84-62	W	5-2-2	DNP	DNP
Howard	11/09/2023	88-85	W	6-4-3	DNP	DNP
UMass Lowell	11/14/2023	71-74	L	7-2-1	DNP	DNP
at Cincinnati	11/22/2023	54-89	L	2-4-1	DNP	0-1-0
Mississippi St.	11/28/2023	67-59	W	DNP	DNP	DNP
Duke	12/02/2023	72-68	W	DNP	DNP	DNP
at Georgia	12/05/2023	62-76	L	DNP	DNP	DNP
Alabama A&M	12/09/2023	70-49	W	8-4-0	0-1-0	0-3-0
vs Penn St.	12/16/2023	82-81	Wot	0-0-2	DNP	DNP
vs Massachusetts	12/21/2023	73-70	W	DNP	DNP	DNP
at Hawaii	12/22/2023	73-68	W	DNP	DNP	DNP
vs Nevada	12/24/2023	64-72	L	DNP	DNP	DNP
at Florida St.	01/03/2024	71-82	L	DNP	DNP	DNP
Boston College	01/06/2024	87-95	L	DNP	DNP	DNP
Notre Dame	01/09/2024	68-75	Lot	DNP	DNP	DNP
at Duke	01/13/2024	79-84	L	0-1-1	DNP	DNP
at Clemson	01/16/2024	93-90	Wot2	DNP	DNP	DNP
Virginia	01/20/2024	66-75	L	DNP	DNP	DNP
Pittsburgh	01/23/2024	64-72	L	DNP	DNP	DNP
at Virginia Tech	01/27/2024	67-91	L	1-0-0	DNP	DNP
North Carolina	01/30/2024	74-73	W	0-0-0	DNP	DNP
at NC State	02/03/2024	76-82	L	DNP	DNP	DNP
Wake Forest	02/06/2024	51-80	L	5-0-1	DNP	DNP
at Louisville	02/10/2024	67-79	L	DNP	DNP	DNP
at Notre Dame	02/14/2024	55-58	L	DNP	DNP	DNP
Syracuse	02/17/2024	65-60	W	DNP	DNP	DNP
Clemson	02/21/2024	57-81	L	DNP	DNP	DNP
at Miami (FL)	02/24/2024	80-76	W	DNP	DNP	DNP
Florida St.	03/02/2024	85-76	W	DNP	DNP	DNP
at Wake Forest	03/05/2024	70-69	W	DNP	DNP	DNP

GAME NOTES

2023-24 SEASON STATISTICS - TEAM GAME-BY-GAME

Opponent	Date	Score		Total		3-Pointers		Free throws		Rebounds										
				FG-FGA	PCT	3FG-3FGA	PCT	FT-FTA	PCT	OFF	DEF	TOT	AVG	PF	A	TO	BLK	STL	PTS	AVG
Ga. Southern	11/06/2023	84-62	W	27-60	.450	13-29	.448	17-27	.630	15	22	37	37.0	16	17	13	4	10	84	84.0
Howard	11/09/2023	88-85	W	34-77	.442	4-18	.222	16-27	.593	22	21	43	40.0	19	12	7	3	6	88	86.0
UMass Lowell	11/14/2023	71-74	L	26-70	.371	6-30	.200	13-23	.565	18	26	44	41.3	22	11	11	6	5	71	81.0
at Cincinnati	11/22/2023	54-89	L	17-49	.347	5-17	.294	15-19	.789	7	25	32	39.0	16	8	19	10	4	54	74.3
Mississippi St.	11/28/2023	67-59	W	21-61	.344	8-27	.296	17-23	.739	12	33	45	40.2	20	8	12	5	7	67	72.8
Duke	12/02/2023	72-68	W	27-53	.509	7-23	.304	11-13	.846	6	27	33	39.0	12	19	12	8	1	72	72.7
at Georgia	12/05/2023	62-76	L	24-75	.320	8-27	.296	6-13	.462	17	26	43	39.6	18	15	8	5	7	62	71.1
Alabama A&M	12/09/2023	70-49	W	24-56	.429	8-28	.286	14-22	.636	19	36	55	41.5	14	15	20	2	3	70	71.0
vs Penn St.	12/16/2023	82-81	Wot	32-71	.451	5-22	.227	13-19	.684	20	34	54	42.9	16	25	17	5	3	82	72.2
vs Massachusetts	12/21/2023	73-70	W	25-51	.490	5-17	.294	18-21	.857	10	32	42	42.8	16	7	21	5	6	73	72.3
at Hawaii	12/22/2023	73-68	W	29-63	.460	5-17	.294	10-15	.667	15	31	46	43.1	17	11	9	4	2	73	72.4
vs Nevada	12/24/2023	64-72	L	22-57	.386	6-26	.231	14-21	.667	10	21	31	42.1	16	9	9	1	4	64	71.7
at Florida St.	01/03/2024	71-82	L	25-59	.424	7-26	.269	14-26	.538	9	22	31	41.2	18	11	10	2	4	71	71.6
Boston College	01/06/2024	87-95	L	32-59	.542	10-23	.435	13-19	.684	11	25	36	40.9	15	16	11	2	3	87	72.7
Notre Dame	01/09/2024	68-75	Lot	27-72	.375	11-35	.314	3-7	.429	10	23	33	40.3	16	20	10	2	10	68	72.4
at Duke	01/13/2024	79-84	L	30-55	.545	11-20	.550	8-12	.667	5	29	34	39.9	21	17	14	8	3	79	72.8
at Clemson	01/16/2024	93-90	Wot2	31-62	.500	15-35	.429	16-20	.800	9	24	33	39.5	22	13	12	4	5	93	74.0
Virginia	01/20/2024	66-75	L	23-51	.451	9-27	.333	11-15	.733	8	21	29	38.9	13	12	13	2	4	66	73.6
Pittsburgh	01/23/2024	64-72	L	22-56	.393	8-25	.320	12-16	.750	12	19	31	38.5	16	9	9	5	5	64	73.1
at Florida Tech	01/27/2024	67-91	L	25-66	.379	8-22	.364	9-14	.643	13	18	31	38.2	16	14	5	5	2	67	72.8
North Carolina	01/30/2024	74-73	W	25-61	.410	9-20	.450	15-17	.882	10	31	41	38.3	17	10	14	8	4	74	72.8
at NC State	02/03/2024	76-82	L	24-58	.414	11-27	.407	17-25	.680	11	36	47	38.7	23	10	12	4	2	76	73.0
Wake Forest	02/06/2024	51-80	L	17-60	.283	3-24	.125	14-19	.737	5	26	31	38.3	16	12	11	2	3	51	72.0
at Louisville	02/10/2024	67-79	L	22-63	.349	9-25	.360	14-18	.778	14	22	36	38.3	28	10	15	1	8	67	71.8
at Notre Dame	02/14/2024	55-58	L	22-48	.458	5-15	.333	6-11	.545	5	26	31	38.0	16	14	10	5	4	55	71.1
Syracuse	02/17/2024	65-60	W	24-61	.393	7-25	.280	10-12	.833	12	37	49	38.4	17	14	17	2	6	65	70.9
Clemson	02/21/2024	57-81	L	16-53	.302	6-21	.286	19-21	.905	10	24	34	38.2	8	6	9	3	0	57	70.4
at Miami (FL)	02/24/2024	80-76	W	30-63	.476	15-34	.441	5-5	1.000	9	32	41	38.3	13	22	12	2	4	80	70.7
Florida St.	03/02/2024	85-76	W	30-71	.423	8-26	.308	17-24	.708	21	34	55	38.9	15	17	16	7	3	85	71.2
at Wake Forest	03/05/2024	70-69	W	29-54	.537	10-21	.476	2-2	1.000	6	28	34	38.7	16	12	16	3	4	70	71.2
Total		2135		762-1815	.420	242-732	.331	369-526	.702	351	811	1162	38.7	508	396	374	125	132	2135	71.2
Opponents		2251		789-1868	.422	230-730	.315	443-601	.737	328	749	1077	35.9	494	397	264	99	208	2251	75.0

Georgia Tech Averages

Games Played	Points/game	FG Pct	3FG Pct	FT Pct	Rebounds/game	Assists/game	Turnovers/game	Assist/Turnover ratio	Steals/game	Blocks/game
30	71.2	42.0	33.1	70.2	38.7	13.2	12.5	1.1	4.4	4.2

GAME NOTES

2023-24 SEASON STATISTICS - OPPONENT GAME-BY-GAME

Opponent	Date	Score		Total		3-Pointers		Free throws		Rebounds										
				FG-FGA	PCT	3FG-3FGA	PCT	FT-FTA	PCT	OFF	DEF	TOT	AVG	PF	A	TO	BLK	STL	PTS	AVG
Ga. Southern	11/06/2023	84-62	W	23-57	.404	6-22	.273	10-13	.769	11	22	33	33.0	23	6	18	2	5	62	62.0
Howard	11/09/2023	88-85	W	30-60	.500	6-21	.286	19-28	.679	11	26	37	35.0	19	11	14	6	5	85	73.5
UMass Lowell	11/14/2023	71-74	L	28-67	.418	2-15	.133	16-19	.842	13	29	42	37.3	19	12	10	6	7	74	73.7
at Cincinnati	11/22/2023	54-89	L	29-62	.468	14-35	.400	17-24	.708	8	26	34	36.5	15	17	6	4	7	89	77.5
Mississippi St.	11/28/2023	67-59	W	20-65	.308	7-30	.233	12-16	.750	14	29	43	37.8	19	5	13	2	8	59	73.8
Duke	12/02/2023	72-68	W	26-62	.419	4-16	.250	12-20	.600	13	20	33	37.0	15	12	6	6	8	68	72.8
at Georgia	12/05/2023	62-76	L	26-65	.400	10-33	.303	14-21	.667	13	37	50	38.9	14	14	9	4	4	76	73.3
Alabama A&M	12/09/2023	70-49	W	16-58	.276	2-20	.100	15-20	.750	9	19	28	37.5	20	4	7	4	12	49	70.3
vs Penn St.	12/16/2023	82-81	Wot	29-74	.392	12-33	.364	11-17	.647	14	18	32	36.9	18	15	6	3	13	81	71.4
vs Massachusetts	12/21/2023	73-70	W	26-67	.388	10-31	.323	8-19	.421	15	18	33	36.5	20	11	11	3	16	70	71.3
at Hawaii	12/22/2023	73-68	W	22-58	.379	6-26	.231	18-25	.720	7	21	28	35.7	16	12	4	2	4	68	71.0
vs Nevada	12/24/2023	64-72	L	26-53	.491	7-22	.318	13-20	.650	8	26	34	35.6	18	9	12	5	4	72	71.1
at Florida St.	01/03/2024	71-82	L	31-60	.517	7-17	.412	13-17	.765	9	29	38	35.8	21	12	13	1	7	82	71.9
Boston College	01/06/2024	87-95	L	35-63	.556	12-23	.522	13-18	.722	5	19	24	34.9	18	21	5	3	4	95	73.6
Notre Dame	01/09/2024	68-75	Lot	24-61	.393	8-24	.333	19-21	.905	13	35	48	35.8	12	11	16	1	5	75	73.7
at Duke	01/13/2024	79-84	L	27-63	.429	10-21	.476	20-28	.714	11	21	32	35.6	15	16	4	4	6	84	74.3
at Clemson	01/16/2024	93-90	Wot2	29-70	.414	3-21	.143	29-38	.763	22	23	45	36.1	15	13	10	4	5	90	75.2
Virginia	01/20/2024	66-75	L	29-58	.500	11-23	.478	6-11	.545	9	20	29	35.7	14	19	9	3	4	75	75.2
Pittsburgh	01/23/2024	64-72	L	24-50	.480	8-19	.421	16-21	.762	9	24	33	35.6	14	13	11	4	6	72	75.1
at Virginia Tech	01/27/2024	67-91	L	32-58	.552	12-27	.444	15-17	.882	8	29	37	35.7	17	23	7	3	2	91	75.9
North Carolina	01/30/2024	74-73	W	28-77	.364	8-28	.286	9-17	.529	22	26	48	36.2	16	17	11	0	8	73	75.7
at NC State	02/03/2024	76-82	L	26-69	.377	9-31	.290	21-27	.778	13	29	42	36.5	18	14	4	2	9	82	76.0
Wake Forest	02/06/2024	51-80	L	29-63	.460	5-21	.238	17-17	1.000	6	36	42	36.7	14	17	8	5	8	80	76.2
at Louisville	02/10/2024	67-79	L	22-57	.386	4-18	.222	31-34	.912	13	28	41	36.9	16	13	12	4	5	79	76.3
at Notre Dame	02/14/2024	55-58	L	18-57	.316	5-26	.192	17-22	.773	16	24	40	37.0	14	10	6	2	7	58	75.6
Syracuse	02/17/2024	65-60	W	22-60	.367	4-25	.160	12-17	.706	4	24	28	36.7	17	10	7	2	12	60	75.0
Clemson	02/21/2024	57-81	L	31-58	.534	14-29	.483	5-7	.714	5	26	31	36.5	16	21	5	4	4	81	75.2
at Miami (FL)	02/24/2024	80-76	W	29-69	.420	13-36	.361	5-10	.500	11	23	34	36.4	9	19	5	3	6	76	75.2
Florida St.	03/02/2024	85-76	W	28-70	.400	7-21	.333	13-17	.765	10	23	33	36.3	21	12	9	4	9	76	75.2
at Wake Forest	03/05/2024	70-69	W	24-57	.421	4-16	.250	17-20	.850	6	19	25	35.9	11	8	6	3	8	69	75.0
Total		2251		789-1868	.422	230-730	.315	443-601	.737	328	749	1077	35.9	494	397	264	99	208	2251	75.0
Georgia Tech		2135		762-1815	.420	242-732	.331	369-526	.702	351	811	1162	38.7	508	396	374	125	132	2135	71.2

Opponents Averages

Games Played	Points/game	FG Pct	3FG Pct	FT Pct	Rebounds/game	Assists/game	Turnovers/game	Assist/Turnover ratio	Steals/game	Blocks/game
30	75.0	42.2	31.5	73.7	35.9	13.2	8.8	1.5	6.9	3.3

2023-24 SEASON STATISTICS - INDIVIDUAL GAME-BY-GAME

#1 STURDIVANT, Kyle

Opponent	Date	GS	MIN	Total		3-Pointers		Free throws		Rebounds				PF	A	TO	BLK	STL	PTS	AVG
				FG-FGA	PCT	3FG-3FGA	PCT	FT-FTA	PCT	OFF	DEF	TOT	AVG							
Ga. Southern	11/06/2023		27:43	3-5	.600	2-3	.667	0-0	.000	0	4	4	4.0	2	6	1	0	1	8	8.0
Howard	11/09/2023		22:08	5-12	.417	0-1	.000	1-1	1.000	1	1	2	3.0	3	2	0	0	0	11	9.5
UMass Lowell	11/14/2023		26:12	6-13	.462	0-4	.000	0-1	.000	0	0	0	2.0	3	5	3	0	0	12	10.3
at Cincinnati	11/22/2023		11:41	0-3	.000	0-0	.000	2-2	1.000	0	1	1	1.8	1	4	0	0	0	2	8.3
Mississippi St.	11/28/2023		12:08	4-7	.571	1-2	.500	3-4	.750	1	2	3	2.0	3	0	3	0	2	12	9.0
Duke	12/02/2023		13:44	1-4	.250	0-2	.000	4-4	1.000	0	0	0	1.7	0	4	2	0	0	6	8.5
at Georgia	12/05/2023		13:24	1-4	.250	1-1	1.000	0-0	.000	0	0	0	1.4	2	3	0	0	1	3	7.7
Alabama A&M	12/09/2023		14:45	0-1	.000	0-1	.000	3-4	.750	0	4	4	1.8	2	2	2	0	0	3	7.1
vs Penn St.	12/16/2023		14:09	4-6	.667	0-0	.000	0-0	.000	0	2	2	1.8	1	3	5	0	0	8	7.2
vs Massachusetts	12/21/2023		26:56	6-10	.600	1-3	.333	8-8	1.000	1	2	3	1.9	0	0	2	0	3	21	8.6
at Hawaii	12/22/2023		16:12	2-7	.286	1-1	1.000	0-0	.000	0	3	3	2.0	0	5	2	0	0	5	8.3
vs Nevada	12/24/2023		15:09	2-5	.400	1-3	.333	0-0	.000	0	1	1	1.9	0	1	1	0	0	5	8.0
at Florida St.	01/03/2024		26:49	1-5	.200	0-2	.000	3-4	.750	0	1	1	1.8	2	5	0	0	0	5	7.8
Boston College	01/06/2024		23:33	3-5	.600	2-4	.500	3-4	.750	1	9	10	2.4	0	9	2	0	0	11	8.0
Notre Dame	01/09/2024		16:51	0-3	.000	0-2	.000	0-0	.000	0	1	1	2.3	3	1	1	0	1	0	7.5
at Duke	01/13/2024		08:16	1-2	.500	1-1	1.000	0-0	.000	0	1	1	2.3	1	1	1	0	0	3	7.2
at Clemson	01/16/2024		22:33	5-10	.500	3-8	.375	5-5	1.000	0	1	1	2.2	1	2	1	0	1	18	7.8
Virginia	01/20/2024		23:37	3-9	.333	2-6	.333	0-0	.000	1	3	4	2.3	2	0	0	0	1	8	7.8
Pittsburgh	01/23/2024		25:18	5-10	.500	2-3	.667	2-2	1.000	1	1	2	2.3	2	3	0	0	2	14	8.2
at Virginia Tech	01/27/2024		17:48	3-10	.300	1-4	.250	2-2	1.000	1	2	3	2.3	2	3	1	0	1	9	8.2
North Carolina	01/30/2024		22:14	6-10	.600	4-4	1.000	2-2	1.000	0	2	2	2.3	0	4	3	1	0	18	8.7
at NC State	02/03/2024		27:10	3-9	.333	0-3	.000	3-4	.750	0	2	2	2.3	2	2	1	0	0	9	8.7
Wake Forest	02/06/2024		17:45	1-4	.250	1-3	.333	0-0	.000	0	1	1	2.2	1	0	0	0	0	3	8.4
at Louisville	02/10/2024		18:20	2-5	.400	1-3	.333	2-2	1.000	0	0	0	2.1	4	3	1	0	2	7	8.4
at Notre Dame	02/14/2024		20:30	0-1	.000	0-1	.000	0-0	.000	0	2	2	2.1	1	2	3	1	0	0	8.0
Syracuse	02/17/2024		31:45	6-14	.429	4-8	.500	1-2	.500	0	2	2	2.1	4	4	1	0	2	17	8.4
Clemson	02/21/2024		22:27	4-10	.400	2-6	.333	4-4	1.000	0	2	2	2.1	0	0	1	0	0	14	8.6
at Miami (FL)	02/24/2024		27:59	2-11	.182	2-7	.286	4-4	1.000	0	3	3	2.1	1	7	1	0	1	10	8.6
Florida St.	03/02/2024		25:52	6-11	.545	4-6	.667	4-5	.800	0	2	2	2.1	1	4	4	0	0	20	9.0
at Wake Forest	03/05/2024		12:42	1-2	.500	1-2	.500	0-0	.000	0	0	0	2.1	2	0	2	1	0	3	8.8
Totals		0	605:40	86-208	.413	37-94	.394	56-64	.875	7	55	62	2.1	46	85	44	3	18	265	8.8

Player Averages

Games Played	Minutes/game	Points/game	FG Pct	3FG Pct	FT Pct	Rebounds/game	Assists/game	Turnovers/game	Assist/Turnover ratio	Steals/game	Blocks/game
30	20.2	8.8	41.3	39.4	87.5	2.1	2.8	1.5	1.9	0.6	0.1

2023-24 SEASON STATISTICS - INDIVIDUAL GAME-BY-GAME

#2 GEORGE, Naithan

Opponent	Date	GS	MIN	Total		3-Pointers		Free throws		Rebounds				PF	A	TO	BLK	STL	PTS	AVG
				FG-FGA	PCT	3FG-3FGA	PCT	FT-FTA	PCT	OFF	DEF	TOT	AVG							
at Cincinnati	11/22/2023		15:04	3-6	.500	2-3	.667	0-0	.000	0	1	1	1.0	1	0	3	0	0	8	8.0
Mississippi St.	11/28/2023	*	31:46	4-10	.400	0-3	.000	3-5	.600	1	3	4	2.5	2	1	3	1	0	11	9.5
Duke	12/02/2023	*	28:13	1-6	.167	0-4	.000	0-1	.000	0	1	1	2.0	2	9	3	0	0	2	7.0
at Georgia	12/05/2023	*	26:36	2-9	.222	1-5	.200	0-0	.000	0	5	5	2.8	3	1	0	0	0	5	6.5
Alabama A&M	12/09/2023	*	24:52	1-3	.333	0-2	.000	0-0	.000	2	1	3	2.8	1	8	2	0	1	2	5.6
vs Penn St.	12/16/2023	*	33:15	4-6	.667	0-0	.000	0-0	.000	0	1	1	2.5	1	8	3	0	0	8	6.0
vs Massachusetts	12/21/2023	*	20:59	3-3	1.000	1-1	1.000	2-2	1.000	0	2	2	2.4	3	5	3	0	0	9	6.4
at Hawaii	12/22/2023	*	31:40	4-12	.333	2-6	.333	4-6	.667	1	1	2	2.4	2	3	1	0	0	14	7.4
vs Nevada	12/24/2023	*	32:44	3-9	.333	0-3	.000	3-6	.500	0	1	1	2.2	0	2	0	0	2	9	7.6
at Florida St.	01/03/2024	*	25:42	2-8	.250	0-4	.000	3-5	.600	1	3	4	2.4	1	3	1	0	1	7	7.5
Boston College	01/06/2024	*	16:27	2-5	.400	0-1	.000	0-0	.000	0	0	0	2.2	1	4	1	0	0	4	7.2
Notre Dame	01/09/2024	*	30:52	4-9	.444	1-5	.200	0-1	.000	0	2	2	2.2	1	11	3	0	2	9	7.3
at Duke	01/13/2024	*	32:41	6-11	.545	3-6	.500	2-5	.400	0	2	2	2.2	2	5	1	0	0	17	8.1
at Clemson	01/16/2024	*	36:46	8-13	.615	4-7	.571	0-0	.000	0	0	0	2.0	1	6	1	1	1	20	8.9
Virginia	01/20/2024	*	33:09	4-8	.500	1-4	.250	6-6	1.000	0	1	1	1.9	3	9	3	0	0	15	9.3
Pittsburgh	01/23/2024	*	37:52	3-10	.300	2-7	.286	2-2	1.000	1	0	1	1.9	2	4	1	1	0	10	9.4
at Virginia Tech	01/27/2024	*	32:13	3-10	.300	1-2	.500	0-0	.000	2	0	2	1.9	1	8	1	0	0	7	9.2
North Carolina	01/30/2024	*	30:07	4-10	.400	0-3	.000	8-10	.800	1	3	4	2.0	4	4	2	0	1	16	9.6
at NC State	02/03/2024	*	34:20	5-12	.417	3-5	.600	5-6	.833	0	4	4	2.1	1	5	2	0	1	18	10.1
Wake Forest	02/06/2024	*	32:45	4-13	.308	1-5	.200	3-3	1.000	0	5	5	2.3	2	7	3	0	0	12	10.2
at Louisville	02/10/2024	*	25:27	1-6	.167	0-2	.000	0-1	.000	0	0	0	2.1	2	0	3	0	0	2	9.8
at Notre Dame	02/14/2024	*	34:44	2-5	.400	1-2	.500	0-2	.000	0	4	4	2.2	0	4	2	0	0	5	9.5
Syracuse	02/17/2024	*	19:49	0-2	.000	0-0	.000	0-0	.000	0	2	2	2.2	3	3	3	0	0	0	9.1
Clemson	02/21/2024	*	22:59	3-7	.429	1-2	.500	0-0	.000	0	1	1	2.2	1	2	0	0	0	7	9.0
at Miami (FL)	02/24/2024	*	34:50	2-5	.400	1-3	.333	0-0	.000	0	3	3	2.2	2	6	2	0	0	5	8.9
Florida St.	03/02/2024	*	30:32	4-7	.571	2-3	.667	5-7	.714	2	3	5	2.3	1	2	0	0	0	15	9.1
at Wake Forest	03/05/2024	*	34:31	8-14	.571	0-3	.000	0-0	.000	1	2	3	2.3	1	3	7	0	0	16	9.4
Totals		26	790:56	90-219	.411	27-91	.297	46-68	.676	12	51	63	2.3	44	123	54	3	9	253	9.4

Player Averages

Games Played	Minutes/game	Points/game	FG Pct	3FG Pct	FT Pct	Rebounds/game	Assists/game	Turnovers/game	Assist/Turnover ratio	Steals/game	Blocks/game
27	29.3	9.4	41.1	29.7	67.6	2.3	4.6	2.0	2.3	0.3	0.1

2023-24 SEASON STATISTICS - INDIVIDUAL GAME-BY-GAME

#3 COLEMAN, Dallan "Deebo"

Opponent	Date	GS	MIN	Total		3-Pointers		Free throws		Rebounds				PF	A	TO	BLK	STL	PTS	AVG
				FG-FGA	PCT	3FG-3FGA	PCT	FT-FTA	PCT	OFF	DEF	TOT	AVG							
Ga. Southern	11/06/2023		25:49	5-7	.714	3-5	.600	4-7	.571	0	0	0	0.0	2	0	0	0	0	17	17.0
Howard	11/09/2023		28:16	3-5	.600	1-2	.500	0-1	.000	1	3	4	2.0	3	0	0	0	1	7	12.0
UMass Lowell	11/14/2023		31:32	7-12	.583	5-9	.556	5-7	.714	2	3	5	3.0	2	1	0	1	1	24	16.0
at Cincinnati	11/22/2023		13:17	0-2	.000	0-2	.000	0-0	.000	0	1	1	2.5	2	0	1	0	1	0	12.0
Mississippi St.	11/28/2023		28:10	2-7	.286	2-7	.286	0-0	.000	1	3	4	2.8	1	2	0	0	0	6	10.8
Duke	12/02/2023		20:57	2-4	.500	0-1	.000	1-1	1.000	0	3	3	2.8	1	1	0	1	0	5	9.8
at Georgia	12/05/2023		27:53	3-12	.250	2-6	.333	0-0	.000	2	2	4	3.0	2	2	0	0	1	8	9.6
Alabama A&M	12/09/2023		16:04	0-5	.000	0-4	.000	0-0	.000	1	0	1	2.8	1	1	1	1	0	0	8.4
vs Penn St.	12/16/2023		23:59	2-4	.500	1-3	.333	0-0	.000	3	2	5	3.0	3	3	0	1	0	5	8.0
vs Massachusetts	12/21/2023		24:49	4-8	.500	2-4	.500	2-2	1.000	1	1	2	2.9	1	0	3	0	1	12	8.4
at Hawaii	12/22/2023		15:05	0-4	.000	0-3	.000	0-1	.000	1	3	4	3.0	2	0	0	0	0	0	7.6
vs Nevada	12/24/2023		25:51	3-6	.500	2-4	.500	0-0	.000	0	3	3	3.0	3	1	1	0	0	8	7.7
at Florida St.	01/03/2024		18:04	3-5	.600	1-3	.333	0-0	.000	0	2	2	2.9	1	0	0	0	1	7	7.6
Boston College	01/06/2024		28:18	3-7	.429	1-4	.250	3-4	.750	1	0	1	2.8	2	1	0	0	1	10	7.8
Notre Dame	01/09/2024		33:47	2-8	.250	1-5	.200	0-0	.000	3	0	3	2.8	2	1	0	1	2	5	7.6
at Duke	01/13/2024		20:59	3-4	.750	2-3	.667	0-0	.000	1	3	4	2.9	3	0	1	0	1	8	7.6
at Clemson	01/16/2024		12:03	2-3	.667	2-3	.667	0-0	.000	0	0	0	2.7	2	0	0	0	0	6	7.5
Virginia	01/20/2024		12:58	2-5	.400	1-2	.500	0-2	.000	1	1	2	2.7	0	0	1	0	0	5	7.4
Pittsburgh	01/23/2024		11:50	1-5	.200	1-4	.250	0-0	.000	0	1	1	2.6	3	0	0	0	0	3	7.2
at Virginia Tech	01/27/2024		10:52	1-4	.250	1-3	.333	0-0	.000	0	4	4	2.7	2	0	0	0	0	3	7.0
North Carolina	01/30/2024		11:24	1-3	.333	1-1	1.000	0-0	.000	1	3	4	2.7	0	0	0	0	0	3	6.8
at NC State	02/03/2024		14:20	0-3	.000	0-2	.000	0-0	.000	1	1	2	2.7	1	0	0	0	0	0	6.5
Wake Forest	02/06/2024		06:21	0-0	.000	0-0	.000	0-0	.000	0	0	0	2.6	2	0	0	0	1	0	6.2
at Miami (FL)	02/24/2024		10:27	3-6	.500	1-4	.250	1-1	1.000	1	1	2	2.5	0	1	1	0	0	8	6.3
Florida St.	03/02/2024		10:38	2-4	.500	0-1	.000	1-3	.333	0	2	2	2.5	0	1	0	1	0	5	6.2
at Wake Forest	03/05/2024		08:48	1-3	.333	0-2	.000	0-0	.000	0	1	1	2.5	1	0	1	0	1	2	6.0
Totals		0	492:29	55-136	.404	30-87	.345	17-29	.586	21	43	64	2.5	42	15	10	6	12	157	6.0

Player Averages

Games Played	Minutes/game	Points/game	FG Pct	3FG Pct	FT Pct	Rebounds/game	Assists/game	Turnovers/game	Assist/Turnover ratio	Steals/game	Blocks/game
26	18.9	6.0	40.4	34.5	58.6	2.5	0.6	0.4	1.5	0.5	0.2

GAME NOTES



2023-24 SEASON STATISTICS - INDIVIDUAL GAME-BY-GAME

#5 GAPARE, Tafara

Opponent	Date	GS	MIN	Total		3-Pointers		Free throws		Rebounds				PF	A	TO	BLK	STL	PTS	AVG	
				FG-FGA	PCT	3FG-3FGA	PCT	FT-FTA	PCT	OFF	DEF	TOT	AVG								
Ga. Southern	11/06/2023	*	15:55	1-6	.167	0-1	.000	0-0	.000	1	0	1	1.0	2	0	1	3	1	2	2.0	
Howard	11/09/2023	*	09:37	0-2	.000	0-2	.000	0-0	.000	0	2	2	1.5	3	0	1	0	1	0	1.0	
UMass Lowell	11/14/2023	*	13:32	0-1	.000	0-1	.000	0-0	.000	1	2	3	2.0	3	1	2	1	0	0	0.7	
at Georgia	12/05/2023		17:40	3-5	.600	0-1	.000	1-3	.333	1	1	2	2.0	3	0	0	2	0	7	2.3	
Alabama A&M	12/09/2023		15:30	3-5	.600	1-1	1.000	1-2	.500	1	2	3	2.2	1	1	1	0	2	8	3.4	
vs Penn St.	12/16/2023		28:36	7-16	.438	3-6	.500	3-4	.750	2	4	6	2.8	2	0	1	1	0	20	6.2	
vs Massachusetts	12/21/2023		06:00	0-1	.000	0-0	.000	0-0	.000	0	0	0	2.4	0	1	0	2	0	0	5.3	
at Hawaii	12/22/2023	*	29:01	4-8	.500	0-2	.000	1-2	.500	3	4	7	3.0	4	0	1	4	0	9	5.8	
vs Nevada	12/24/2023	*	18:37	0-4	.000	0-2	.000	0-0	.000	0	2	2	2.9	1	0	0	0	0	0	5.1	
at Florida St.	01/03/2024		15:09	1-3	.333	0-2	.000	0-2	.000	0	0	0	2.6	0	1	1	0	0	2	4.8	
Boston College	01/06/2024		13:22	2-4	.500	0-1	.000	4-4	1.000	0	1	1	2.5	0	0	0	0	1	8	5.1	
Notre Dame	01/09/2024		08:01	0-2	.000	0-1	.000	0-0	.000	0	1	1	2.3	0	0	0	0	0	0	4.7	
at Duke	01/13/2024	*	17:44	3-4	.750	2-2	1.000	0-0	.000	0	0	0	2.2	4	1	2	3	0	8	4.9	
at Clemson	01/16/2024		08:55	0-4	.000	0-4	.000	0-0	.000	1	3	4	2.3	2	1	0	1	0	0	4.6	
Virginia	01/20/2024		09:28	1-2	.500	1-2	.500	0-0	.000	0	1	1	2.2	0	1	0	0	0	3	4.5	
Pittsburgh	01/23/2024		15:27	1-5	.200	1-3	.333	1-2	.500	0	1	1	2.1	1	0	1	0	0	4	4.4	
at Virginia Tech	01/27/2024		11:05	0-2	.000	0-1	.000	0-0	.000	0	0	0	2.0	0	0	0	0	0	0	4.2	
North Carolina	01/30/2024		24:54	2-5	.400	0-1	.000	2-2	1.000	0	8	8	2.3	1	1	1	3	1	6	4.3	
at NC State	02/03/2024		21:08	2-6	.333	0-3	.000	3-6	.500	1	3	4	2.4	5	0	2	3	1	7	4.4	
Wake Forest	02/06/2024		24:00	2-9	.222	0-3	.000	4-4	1.000	1	4	5	2.6	3	0	0	0	0	8	4.6	
at Louisville	02/10/2024	*	24:34	0-7	.000	0-4	.000	1-2	.500	2	3	5	2.7	3	3	2	1	2	1	4.4	
at Notre Dame	02/14/2024	*	11:05	0-1	.000	0-0	.000	1-2	.500	0	2	2	2.6	1	0	2	1	0	1	4.3	
Syracuse	02/17/2024	*	22:21	4-6	.667	0-0	.000	2-2	1.000	1	8	9	2.9	1	2	2	1	1	10	4.5	
Clemson	02/21/2024	*	24:36	3-7	.429	0-4	.000	4-5	.800	2	5	7	3.1	2	0	2	1	0	10	4.8	
at Miami (FL)	02/24/2024	*	18:24	3-5	.600	1-2	.500	0-0	.000	0	3	3	3.1	4	1	0	1	0	7	4.8	
Florida St.	03/02/2024	*	29:59	4-11	.364	0-4	.000	0-0	.000	3	7	10	3.3	1	4	2	3	0	8	5.0	
at Wake Forest	03/05/2024	*	28:01	4-10	.400	1-3	.333	2-2	1.000	1	5	6	3.4	3	2	1	1	0	11	5.2	
Totals			13	482:40	50-141	.355	10-56	.179	30-44	.682	21	72	93	3.4	50	20	25	32	10	140	5.2

Player Averages

Games Played	Minutes/game	Points/game	FG Pct	3FG Pct	FT Pct	Rebounds/game	Assists/game	Turnovers/game	Assist/Turnover ratio	Steals/game	Blocks/game
27	17.9	5.2	35.5	17.9	68.2	3.4	0.7	0.9	0.8	0.4	1.2

2023-24 SEASON STATISTICS - INDIVIDUAL GAME-BY-GAME

#10 DOWUONA, Ebenezer

Opponent	Date	GS	MIN	Total		3-Pointers		Free throws		Rebounds				Other Stats						
				FG-FGA	PCT	3FG-3FGA	PCT	FT-FTA	PCT	OFF	DEF	TOT	AVG	PF	A	TO	BLK	STL	PTS	AVG
Ga. Southern	11/06/2023		08:22	1-2	.500	0-0	.000	0-1	.000	3	1	4	4.0	3	0	0	0	0	2	2.0
Howard	11/09/2023		05:54	1-1	1.000	0-0	.000	0-0	.000	1	0	1	2.5	1	0	1	1	0	2	2.0
UMass Lowell	11/14/2023		02:30	1-1	1.000	0-0	.000	0-0	.000	0	1	1	2.0	0	0	1	0	0	2	2.0
at Cincinnati	11/22/2023		17:32	0-0	.000	0-0	.000	0-0	.000	0	0	0	1.5	2	1	0	1	0	0	1.5
Mississippi St.	11/28/2023	*	18:16	1-1	1.000	0-0	.000	0-0	.000	1	1	2	1.6	2	0	1	1	1	2	1.6
Duke	12/02/2023	*	20:44	1-1	1.000	0-0	.000	0-0	.000	1	2	3	1.8	3	0	1	1	0	2	1.7
at Georgia	12/05/2023	*	08:02	0-1	.000	0-0	.000	0-0	.000	1	0	1	1.7	0	0	1	0	0	0	1.4
Alabama A&M	12/09/2023	*	08:15	1-1	1.000	0-0	.000	0-1	.000	1	0	1	1.6	0	0	0	0	0	2	1.5
vs Penn St.	12/16/2023	*	10:22	1-4	.250	0-0	.000	0-0	.000	2	1	3	1.8	1	1	1	0	0	2	1.6
vs Massachusetts	12/21/2023	*	06:02	0-0	.000	0-0	.000	0-0	.000	0	0	0	1.6	1	0	0	0	0	0	1.4
Boston College	01/06/2024	*	12:18	1-3	.333	0-0	.000	0-0	.000	1	1	2	1.6	1	0	0	0	0	2	1.5
Notre Dame	01/09/2024	*	06:43	1-2	.500	0-0	.000	0-0	.000	2	0	2	1.7	1	0	0	0	0	2	1.5
at Duke	01/13/2024		05:13	0-1	.000	0-0	.000	0-0	.000	0	0	0	1.5	1	0	1	0	0	0	1.4
at Clemson	01/16/2024	*	06:07	0-0	.000	0-0	.000	0-0	.000	0	1	1	1.5	1	0	0	0	0	0	1.3
Virginia	01/20/2024	*	07:12	0-0	.000	0-0	.000	0-0	.000	0	0	0	1.4	0	0	0	0	0	0	1.2
North Carolina	01/30/2024	*	17:03	0-2	.000	0-0	.000	0-0	.000	0	2	2	1.4	4	0	1	1	0	0	1.1
at NC State	02/03/2024	*	07:15	0-1	.000	0-0	.000	0-0	.000	1	0	1	1.4	2	0	0	0	0	0	1.1
Wake Forest	02/06/2024	*	05:06	0-0	.000	0-0	.000	0-0	.000	0	1	1	1.4	0	0	0	0	0	0	1.0
Totals		13	172:56	9-21	.429	0-0	.000	0-2	.000	14	11	25	1.4	23	2	8	5	1	18	1.0

Player Averages

Games Played	Minutes/game	Points/game	FG Pct	3FG Pct	FT Pct	Rebounds/game	Assists/game	Turnovers/game	Assist/Turnover ratio	Steals/game	Blocks/game
18	9.6	1.0	42.9	0.0	0.0	1.4	0.1	0.4	0.3	0.1	0.3



2023-24 SEASON STATISTICS - INDIVIDUAL GAME-BY-GAME

#11 NDONGO, Baye

Opponent	Date	GS	MIN	Total		3-Pointers		Free throws		Rebounds				PF	A	TO	BLK	STL	PTS	AVG	
				FG-FGA	PCT	3FG-3FGA	PCT	FT-FTA	PCT	OFF	DEF	TOT	AVG								
at Cincinnati	11/22/2023	*	24:02	3-7	.429	0-0	.000	2-5	.400	3	5	8	8.0	0	0	7	3	1	8	8.0	
Mississippi St.	11/28/2023	*	18:19	1-7	.143	0-1	.000	0-0	.000	3	3	6	7.0	3	3	1	1	2	2	5.0	
Duke	12/02/2023	*	26:33	9-11	.818	1-2	.500	2-3	.667	0	5	5	6.3	2	2	1	4	1	21	10.3	
at Georgia	12/05/2023	*	24:20	4-12	.333	0-0	.000	0-0	.000	5	6	11	7.5	3	3	4	3	3	8	9.8	
Alabama A&M	12/09/2023	*	17:26	1-4	.250	0-0	.000	0-0	.000	2	3	5	7.0	2	0	3	0	0	2	8.2	
vs Penn St.	12/16/2023	*	34:58	5-7	.714	0-0	.000	2-3	.667	4	15	19	9.0	3	1	0	1	0	12	8.8	
vs Massachusetts	12/21/2023	*	29:32	6-6	1.000	0-0	.000	0-1	.000	3	5	8	8.9	3	0	5	2	0	12	9.3	
at Hawaii	12/22/2023	*	29:39	10-12	.833	0-1	.000	2-2	1.000	6	6	12	9.3	5	0	0	0	1	22	10.9	
vs Nevada	12/24/2023	*	26:44	7-8	.875	0-0	.000	6-6	1.000	2	6	8	9.1	4	1	1	1	1	20	11.9	
at Florida St.	01/03/2024	*	33:52	3-5	.600	0-1	.000	4-8	.500	3	6	9	9.1	4	0	3	1	1	10	11.7	
Boston College	01/06/2024	*	30:45	8-14	.571	1-1	1.000	1-5	.200	2	8	10	9.2	5	1	2	0	0	18	12.3	
Notre Dame	01/09/2024	*	41:57	7-15	.467	1-2	.500	1-2	.500	2	7	9	9.2	1	2	3	0	2	16	12.6	
at Duke	01/13/2024	*	24:59	8-11	.727	0-0	.000	0-0	.000	1	4	5	8.8	4	1	4	1	1	16	12.8	
at Clemson	01/16/2024	*	40:50	4-8	.500	0-0	.000	3-5	.600	2	8	10	8.9	5	1	5	1	1	11	12.7	
Virginia	01/20/2024	*	28:19	6-7	.857	0-0	.000	3-4	.750	1	4	5	8.7	3	0	3	2	1	15	12.9	
Pittsburgh	01/23/2024	*	33:25	7-12	.583	0-0	.000	3-4	.750	2	6	8	8.6	1	0	4	2	1	17	13.1	
at Virginia Tech	01/27/2024	*	28:39	7-13	.538	0-0	.000	2-5	.400	5	4	9	8.6	2	0	1	2	0	16	13.3	
North Carolina	01/30/2024	*	04:32	1-2	.500	0-0	.000	0-0	.000	0	0	0	8.2	0	1	0	0	0	2	12.7	
at NC State	02/03/2024	*	19:24	1-5	.200	0-1	.000	3-4	.750	2	5	7	8.1	5	0	1	1	0	5	12.3	
Wake Forest	02/06/2024	*	32:32	6-10	.600	0-1	.000	2-4	.500	2	4	6	8.0	2	0	1	1	1	14	12.4	
at Louisville	02/10/2024	*	15:06	1-6	.167	0-0	.000	0-0	.000	2	6	8	8.0	5	0	2	0	0	2	11.9	
at Notre Dame	02/14/2024	*	27:04	5-8	.625	0-0	.000	1-1	1.000	1	4	5	7.9	4	2	1	1	1	11	11.8	
Syracuse	02/17/2024	*	30:57	6-10	.600	0-0	.000	4-5	.800	4	7	11	8.0	2	2	6	0	0	16	12.0	
Clemson	02/21/2024	*	31:04	2-9	.222	0-0	.000	4-4	1.000	1	5	6	7.9	1	1	3	1	0	8	11.8	
at Miami (FL)	02/24/2024	*	29:34	4-9	.444	0-0	.000	0-0	.000	2	5	7	7.9	1	3	3	1	0	8	11.7	
Florida St.	03/02/2024	*	24:05	6-11	.545	0-0	.000	3-3	1.000	6	8	14	8.1	4	0	2	1	1	15	11.8	
at Wake Forest	03/05/2024	*	29:24	4-8	.500	1-1	1.000	0-0	.000	1	10	11	8.2	4	1	3	0	1	9	11.7	
Totals			27	738:01	132-237	.557	4-11	.364	48-74	.649	67	155	222	8.2	78	25	69	30	20	316	11.7

Player Averages

Games Played	Minutes/game	Points/game	FG Pct	3FG Pct	FT Pct	Rebounds/game	Assists/game	Turnovers/game	Assist/Turnover ratio	Steals/game	Blocks/game
27	27.3	11.7	55.7	36.4	64.9	8.2	0.9	2.6	0.4	0.7	1.1

2023-24 SEASON STATISTICS - INDIVIDUAL GAME-BY-GAME

#12 CLAUDE, Tyzhaun

Opponent	Date	GS	MIN	Total		3-Pointers		Free throws		Rebounds				PF	A	TO	BLK	STL	PTS	AVG
				FG-FGA	PCT	3FG-3FGA	PCT	FT-FTA	PCT	OFF	DEF	TOT	AVG							
Ga. Southern	11/06/2023	*	29:50	3-8	.375	0-2	.000	4-6	.667	5	5	10	10.0	0	3	0	0	2	10	10.0
Howard	11/09/2023	*	27:32	8-15	.533	1-2	.500	2-4	.500	3	3	6	8.0	5	3	1	0	1	19	14.5
UMass Lowell	11/14/2023	*	23:39	3-9	.333	0-1	.000	3-6	.500	4	5	9	8.3	4	1	1	0	0	9	12.7
at Cincinnati	11/22/2023	*	10:37	1-2	.500	0-0	.000	0-0	.000	0	2	2	6.8	1	0	1	1	0	2	10.0
Mississippi St.	11/28/2023		08:31	0-1	.000	0-1	.000	1-2	.500	0	1	1	5.6	3	0	0	0	0	1	8.2
Duke	12/02/2023		16:14	2-6	.333	0-1	.000	0-0	.000	1	7	8	6.0	0	1	0	0	0	4	7.5
at Georgia	12/05/2023		10:54	1-4	.250	0-0	.000	3-6	.500	2	2	4	5.7	2	1	1	0	0	5	7.1
Alabama A&M	12/09/2023		16:39	4-4	1.000	0-0	.000	2-4	.500	4	5	9	6.1	1	2	2	0	0	10	7.5
vs Penn St.	12/16/2023		06:49	1-2	.500	0-0	.000	0-0	.000	2	0	2	5.7	1	1	0	1	1	2	6.9
vs Massachusetts	12/21/2023		23:14	0-0	.000	0-0	.000	0-0	.000	2	7	9	6.0	2	0	2	1	1	0	6.2
at Hawaii	12/22/2023		12:45	1-2	.500	0-0	.000	0-0	.000	1	4	5	5.9	3	0	2	0	0	2	5.8
vs Nevada	12/24/2023		13:51	1-2	.500	0-0	.000	1-2	.500	5	0	5	5.8	3	1	1	0	0	3	5.6
at Florida St.	01/03/2024		07:38	1-1	1.000	0-0	.000	0-0	.000	0	0	0	5.4	3	0	1	0	0	2	5.3
Boston College	01/06/2024		08:33	2-2	1.000	0-0	.000	1-1	1.000	0	1	1	5.1	1	0	0	0	0	5	5.3
Notre Dame	01/09/2024		08:02	1-1	1.000	0-0	.000	0-0	.000	1	1	2	4.9	2	0	0	1	0	2	5.1
at Duke	01/13/2024		18:21	0-2	.000	0-0	.000	2-2	1.000	3	2	5	4.9	0	2	0	1	0	2	4.9
at Clemson	01/16/2024		38:18	1-1	1.000	0-0	.000	7-8	.875	4	4	8	5.1	3	2	1	1	2	9	5.1
Virginia	01/20/2024		22:37	2-2	1.000	0-0	.000	2-3	.667	3	1	4	5.0	1	1	1	0	0	6	5.2
Pittsburgh	01/23/2024		11:01	0-0	.000	0-0	.000	1-2	.500	4	1	5	5.0	2	0	1	2	1	1	4.9
at Virginia Tech	01/27/2024		23:33	3-3	1.000	0-0	.000	2-3	.667	3	0	3	4.9	4	0	1	2	0	8	5.1
North Carolina	01/30/2024		28:11	4-8	.500	0-0	.000	1-1	1.000	2	6	8	5.0	3	0	1	3	0	9	5.3
at NC State	02/03/2024		25:11	1-2	.500	0-0	.000	3-4	.750	5	3	8	5.2	4	0	1	0	0	5	5.3
Wake Forest	02/06/2024		15:16	1-2	.500	0-0	.000	2-4	.500	1	1	2	5.0	2	0	1	0	1	4	5.2
at Louisville	02/10/2024		21:51	1-5	.200	0-0	.000	3-3	1.000	6	3	9	5.2	5	0	2	0	0	5	5.2
at Notre Dame	02/14/2024		15:00	1-4	.250	0-0	.000	2-3	.667	1	2	3	5.1	2	0	0	0	0	4	5.2
Syracuse	02/17/2024		11:27	1-3	.333	0-0	.000	0-0	.000	2	4	6	5.2	2	1	2	0	0	2	5.0
Clemson	02/21/2024		21:38	0-2	.000	0-0	.000	1-2	.500	1	3	4	5.1	2	0	1	0	0	1	4.9
at Miami (FL)	02/24/2024		09:57	1-1	1.000	0-0	.000	0-0	.000	3	2	5	5.1	2	0	0	0	0	2	4.8
Florida St.	03/02/2024		23:17	2-5	.400	0-0	.000	4-6	.667	6	4	10	5.3	1	1	1	1	0	8	4.9
at Wake Forest	03/05/2024		19:22	1-1	1.000	0-0	.000	0-0	.000	2	2	4	5.2	0	2	0	0	0	2	4.8
Totals		4	529:48	48-100	.480	1-7	.143	47-72	.653	76	81	157	5.2	64	22	25	14	9	144	4.8

Player Averages

Games Played	Minutes/game	Points/game	FG Pct	3FG Pct	FT Pct	Rebounds/game	Assists/game	Turnovers/game	Assist/Turnover ratio	Steals/game	Blocks/game
30	17.7	4.8	48.0	14.3	65.3	5.2	0.7	0.8	0.9	0.3	0.5

2023-24 SEASON STATISTICS - INDIVIDUAL GAME-BY-GAME

#13 KELLY, Miles

Opponent	Date	GS	MIN	Total		3-Pointers		Free throws		Rebounds				PF	A	TO	BLK	STL	PTS	AVG	
				FG-FGA	PCT	3FG-3FGA	PCT	FT-FTA	PCT	OFF	DEF	TOT	AVG								
Ga. Southern	11/06/2023	*	30:29	9-18	.500	4-9	.444	3-5	.600	2	3	5	5.0	3	3	2	0	2	25	25.0	
Howard	11/09/2023	*	35:15	9-24	.375	1-5	.200	8-13	.615	4	2	6	5.5	1	2	0	0	1	27	26.0	
UMass Lowell	11/14/2023	*	34:04	5-19	.263	0-6	.000	1-3	.333	4	4	8	6.3	3	1	2	2	1	11	21.0	
at Cincinnati	11/22/2023	*	25:11	3-10	.300	0-3	.000	6-7	.857	1	1	2	5.3	1	1	1	0	1	12	18.8	
Mississippi St.	11/28/2023	*	34:22	5-16	.313	4-9	.444	8-10	.800	3	9	12	6.6	3	1	2	0	0	22	19.4	
Duke	12/02/2023	*	36:09	5-13	.385	2-8	.250	4-4	1.000	1	6	7	6.7	1	2	2	1	0	16	18.8	
at Georgia	12/05/2023	*	31:42	4-15	.267	2-8	.250	2-2	1.000	1	6	7	6.7	2	4	2	0	1	12	17.9	
Alabama A&M	12/09/2023	*	28:25	3-8	.375	3-8	.375	2-4	.500	0	4	4	6.4	1	0	4	0	0	11	17.0	
vs Penn St.	12/16/2023	*	37:02	3-13	.231	0-7	.000	4-6	.667	3	2	5	6.2	3	6	2	0	2	10	16.2	
vs Massachusetts	12/21/2023	*	26:44	2-11	.182	0-6	.000	3-3	1.000	0	6	6	6.2	1	0	1	0	1	7	15.3	
at Hawaii	12/22/2023	*	32:43	5-11	.455	1-3	.333	3-4	.750	1	4	5	6.1	1	3	1	0	1	14	15.2	
vs Nevada	12/24/2023	*	33:56	3-15	.200	1-9	.111	3-6	.500	0	5	5	6.0	2	3	3	0	0	10	14.8	
at Florida St.	01/03/2024	*	31:14	7-15	.467	3-6	.500	3-5	.600	1	5	6	6.0	3	0	2	0	0	20	15.2	
Boston College	01/06/2024	*	33:48	5-10	.500	2-6	.333	0-0	.000	0	3	3	5.8	4	1	5	1	0	12	14.9	
Notre Dame	01/09/2024	*	40:35	9-21	.429	7-15	.467	0-1	.000	2	5	7	5.9	2	3	0	0	1	25	15.6	
at Duke	01/13/2024	*	34:43	5-11	.455	2-4	.500	4-5	.800	0	11	11	6.2	5	4	3	1	0	16	15.6	
at Clemson	01/16/2024	*	41:41	6-16	.375	1-6	.167	1-2	.500	1	5	6	6.2	4	1	2	0	0	14	15.5	
Virginia	01/20/2024	*	30:09	3-11	.273	2-7	.286	0-0	.000	0	5	5	6.1	3	1	2	0	1	8	15.1	
Pittsburgh	01/23/2024	*	17:26	0-2	.000	0-1	.000	0-0	.000	0	2	2	5.9	3	2	1	0	0	0	14.3	
at Virginia Tech	01/27/2024	*	26:10	4-9	.444	1-3	.333	2-2	1.000	0	3	3	5.8	2	1	0	1	1	11	14.2	
North Carolina	01/30/2024	*	29:13	5-13	.385	3-6	.500	2-2	1.000	1	4	5	5.7	3	0	4	0	1	15	14.2	
at NC State	02/03/2024	*	31:52	8-13	.615	4-7	.571	0-1	.000	0	10	10	5.9	3	2	2	0	0	20	14.5	
Wake Forest	02/06/2024	*	22:48	0-5	.000	0-3	.000	0-0	.000	0	5	5	5.9	2	1	4	0	0	0	13.8	
at Louisville	02/10/2024	*	38:50	11-20	.550	6-11	.545	8-10	.800	3	4	7	5.9	3	2	2	0	1	36	14.8	
at Notre Dame	02/14/2024	*	24:30	4-12	.333	1-5	.200	2-2	1.000	0	4	4	5.8	4	4	2	0	0	11	14.6	
Syracuse	02/17/2024	*	38:17	5-15	.333	3-12	.250	3-3	1.000	1	9	10	6.0	1	2	2	0	1	16	14.7	
Clemson	02/21/2024	*	29:44	2-8	.250	2-5	.400	2-2	1.000	2	2	4	5.9	0	1	1	1	0	8	14.4	
at Miami (FL)	02/24/2024	*	34:46	9-15	.600	7-11	.636	0-0	.000	0	7	7	6.0	3	3	2	0	3	25	14.8	
Florida St.	03/02/2024	*	32:29	2-13	.154	1-8	.125	0-0	.000	0	3	3	5.9	3	3	3	1	1	5	14.4	
at Wake Forest	03/05/2024	*	36:00	7-11	.636	5-8	.625	0-0	.000	0	3	3	5.8	4	2	1	0	2	19	14.6	
Totals			30	960:16	148-393	.377	68-205	.332	74-102	.725	31	142	173	5.8	74	59	60	8	22	438	14.6

Player Averages

Games Played	Minutes/game	Points/game	FG Pct	3FG Pct	FT Pct	Rebounds/game	Assists/game	Turnovers/game	Assist/Turnover ratio	Steals/game	Blocks/game
30	32.0	14.6	37.7	33.2	72.5	5.8	2.0	2.0	1.0	0.7	0.3

2023-24 SEASON STATISTICS - INDIVIDUAL GAME-BY-GAME

#14 REEVES JR., Kowacie

Opponent	Date	GS	MIN	Total		3-Pointers		Free throws		Rebounds				PF	A	TO	BLK	STL	PTS	AVG
				FG-FGA	PCT	3FG-3FGA	PCT	FT-FTA	PCT	OFF	DEF	TOT	AVG							
Ga. Southern	11/06/2023	*	32:42	4-7	.571	3-5	.600	4-4	1.000	1	2	3	3.0	1	3	2	1	3	15	15.0
Howard	11/09/2023	*	35:04	6-10	.600	1-4	.250	2-3	.667	3	4	7	5.0	0	2	1	1	1	15	15.0
UMass Lowell	11/14/2023	*	34:17	1-7	.143	0-3	.000	2-2	1.000	0	3	3	4.3	2	0	0	2	0	4	11.3
at Cincinnati	11/22/2023	*	29:03	4-6	.667	1-2	.500	5-5	1.000	1	2	3	4.0	0	1	1	3	1	14	12.0
Mississippi St.	11/28/2023	*	32:44	2-10	.200	0-3	.000	2-2	1.000	1	5	6	4.4	2	1	1	1	0	6	10.8
Duke	12/02/2023	*	33:15	5-7	.714	4-5	.800	0-0	.000	1	3	4	4.3	1	0	2	0	0	14	11.3
at Georgia	12/05/2023	*	27:51	5-10	.500	2-5	.400	0-0	.000	1	2	3	4.1	0	0	0	0	0	12	11.4
Alabama A&M	12/09/2023	*	28:26	6-12	.500	2-5	.400	6-6	1.000	3	7	10	4.9	2	1	1	1	0	20	12.5
vs Penn St.	12/16/2023	*	31:52	5-12	.417	1-5	.200	4-6	.667	1	4	5	4.9	1	0	5	1	0	15	12.8
vs Massachusetts	12/21/2023	*	26:36	3-10	.300	0-2	.000	3-5	.600	0	4	4	4.8	2	1	2	0	0	9	12.4
at Hawaii	12/22/2023	*	32:55	3-7	.429	1-1	1.000	0-0	.000	1	4	5	4.8	0	0	1	0	0	7	11.9
vs Nevada	12/24/2023	*	30:12	3-8	.375	2-5	.400	1-1	1.000	1	3	4	4.8	3	0	2	0	1	9	11.7
at Florida St.	01/03/2024	*	33:48	7-16	.438	3-7	.429	1-2	.500	2	4	6	4.8	2	2	1	1	1	18	12.2
Boston College	01/06/2024	*	32:56	6-9	.667	4-6	.667	1-1	1.000	1	1	2	4.6	1	0	0	1	1	17	12.5
Notre Dame	01/09/2024	*	38:12	3-11	.273	1-5	.200	2-3	.667	0	4	4	4.6	4	2	1	0	2	9	12.3
at Duke	01/13/2024	*	33:34	4-8	.500	1-4	.250	0-0	.000	0	4	4	4.6	0	2	1	2	1	9	12.1
at Clemson	01/16/2024	*	42:46	5-7	.714	5-7	.714	0-0	.000	0	0	0	4.3	3	0	1	0	0	15	12.2
Virginia	01/20/2024	*	30:24	2-7	.286	2-6	.333	0-0	.000	1	2	3	4.2	1	0	3	0	1	6	11.9
Pittsburgh	01/23/2024	*	35:14	5-10	.500	2-6	.333	3-4	.750	2	3	5	4.3	1	0	0	0	1	15	12.1
at Virginia Tech	01/27/2024	*	25:13	2-10	.200	2-6	.333	0-0	.000	0	0	0	4.1	0	1	1	0	0	6	11.8
North Carolina	01/30/2024	*	18:45	1-5	.200	0-2	.000	0-0	.000	2	2	4	4.0	1	0	0	0	0	2	11.3
at NC State	02/03/2024	*	19:21	4-7	.571	4-6	.667	0-0	.000	0	3	3	4.0	0	1	2	0	0	12	11.3
Wake Forest	02/06/2024	*	19:40	1-9	.111	1-5	.200	0-0	.000	1	4	5	4.0	0	3	1	0	0	3	11.0
at Louisville	02/10/2024	*	18:34	0-5	.000	0-1	.000	0-0	.000	1	2	3	4.0	2	0	2	0	1	0	10.5
at Notre Dame	02/14/2024	*	23:54	3-6	.500	1-3	.333	0-0	.000	1	5	6	4.1	3	1	0	1	1	7	10.4
Syracuse	02/17/2024	*	25:35	2-9	.222	0-4	.000	0-0	.000	3	1	4	4.1	3	0	1	0	0	4	10.1
Clemson	02/21/2024	*	24:11	1-6	.167	1-3	.333	4-4	1.000	1	2	3	4.0	0	1	0	0	0	7	10.0
at Miami (FL)	02/24/2024	*	34:03	6-11	.545	3-7	.429	0-0	.000	2	6	8	4.2	0	1	1	0	0	15	10.2
Florida St.	03/02/2024	*	21:59	4-8	.500	1-3	.333	0-0	.000	1	2	3	4.1	4	2	3	0	1	9	10.1
at Wake Forest	03/05/2024	*	31:12	3-5	.600	2-2	1.000	0-0	.000	1	1	2	4.1	1	2	1	1	0	8	10.1
Totals		30	884:18	106-255	.416	50-128	.391	40-48	.833	33	89	122	4.1	40	27	37	16	16	302	10.1

Player Averages

Games Played	Minutes/game	Points/game	FG Pct	3FG Pct	FT Pct	Rebounds/game	Assists/game	Turnovers/game	Assist/Turnover ratio	Steals/game	Blocks/game
30	29.5	10.1	41.6	39.1	83.3	4.1	0.9	1.2	0.7	0.5	0.5

GAME NOTES

2023-24 SEASON STATISTICS - INDIVIDUAL GAME-BY-GAME

#23 SACKO, Ibrahima

Opponent	Date	GS	MIN	Total		3-Pointers		Free throws		Rebounds				PF	A	TO	BLK	STL	PTS	AVG
				FG-FGA	PCT	3FG-3FGA	PCT	FT-FTA	PCT	OFF	DEF	TOT	AVG							
Ga. Southern	11/06/2023		12:31	0-3	.000	0-1	.000	0-0	.000	2	2	4	4.0	2	0	2	0	1	0	0.0
Howard	11/09/2023		12:52	0-0	.000	0-0	.000	1-2	.500	0	3	3	3.5	2	0	1	0	0	1	0.5
UMass Lowell	11/14/2023		20:26	1-2	.500	0-1	.000	0-2	.000	3	5	8	5.0	4	1	0	0	3	2	1.0
at Cincinnati	11/22/2023		23:51	1-3	.333	1-3	.333	0-0	.000	0	3	3	4.5	3	0	1	0	0	3	1.5
Mississippi St.	11/28/2023		11:16	1-1	1.000	0-0	.000	0-0	.000	0	3	3	4.2	0	0	0	1	2	2	1.6
Duke	12/02/2023		02:17	1-1	1.000	0-0	.000	0-0	.000	0	0	0	3.5	2	0	0	1	0	2	1.7
at Georgia	12/05/2023		09:33	1-3	.333	0-1	.000	0-2	.000	2	1	3	3.4	1	1	0	0	1	2	1.7
Alabama A&M	12/09/2023		09:43	2-2	1.000	0-0	.000	0-1	.000	3	0	3	3.4	0	0	1	0	0	4	2.0
vs Massachusetts	12/21/2023		09:08	1-2	.500	1-1	1.000	0-0	.000	2	1	3	3.3	3	0	3	0	0	3	2.1
vs Nevada	12/24/2023		02:57	0-0	.000	0-0	.000	0-0	.000	0	0	0	3.0	0	0	0	0	0	0	1.9
at Florida St.	01/03/2024	*	07:44	0-1	.000	0-1	.000	0-0	.000	0	0	0	2.7	2	0	1	0	0	0	1.7
Virginia	01/20/2024		02:07	0-0	.000	0-0	.000	0-0	.000	0	1	1	2.6	0	0	0	0	0	0	1.6
Pittsburgh	01/23/2024	*	12:27	0-2	.000	0-1	.000	0-0	.000	2	3	5	2.8	1	0	0	0	0	0	1.5
at Virginia Tech	01/27/2024	*	06:38	0-0	.000	0-0	.000	0-0	.000	0	0	0	2.6	0	0	0	0	0	0	1.4
North Carolina	01/30/2024		05:57	1-1	1.000	1-1	1.000	0-0	.000	0	0	0	2.4	0	0	1	0	1	3	1.5
Wake Forest	02/06/2024		07:27	0-1	.000	0-0	.000	2-2	1.000	0	0	0	2.3	1	0	0	0	0	2	1.5
at Louisville	02/10/2024		16:17	3-5	.600	0-2	.000	0-0	.000	0	2	2	2.2	1	1	0	0	0	6	1.8
at Notre Dame	02/14/2024		25:52	6-8	.750	1-2	.500	0-1	.000	2	2	4	2.3	1	1	0	1	1	13	2.4
Syracuse	02/17/2024		15:35	0-1	.000	0-0	.000	0-0	.000	1	3	4	2.4	1	0	0	1	2	0	2.3
Clemson	02/21/2024		12:30	0-2	.000	0-0	.000	0-0	.000	3	4	7	2.7	2	0	1	0	0	0	2.2
Totals		3	227:08	18-38	.474	4-14	.286	3-10	.300	20	33	53	2.7	26	4	11	4	11	43	2.2

Player Averages

Games Played	Minutes/game	Points/game	FG Pct	3FG Pct	FT Pct	Rebounds/game	Assists/game	Turnovers/game	Assist/Turnover ratio	Steals/game	Blocks/game
20	11.4	2.2	47.4	28.6	30.0	2.7	0.2	0.6	0.4	0.6	0.2

2023-24 SEASON STATISTICS - INDIVIDUAL GAME-BY-GAME

#24 ABRAM, Amaree

Opponent	Date	GS	MIN	Total		3-Pointers		Free throws		Rebounds				PF	A	TO	BLK	STL	PTS	AVG
				FG-FGA	PCT	3FG-3FGA	PCT	FT-FTA	PCT	OFF	DEF	TOT	AVG							
Ga. Southern	11/06/2023	*	16:39	1-4	.250	1-3	.333	2-4	.500	0	2	2	2.0	1	2	3	0	0	5	5.0
Howard	11/09/2023	*	20:23	2-8	.250	0-2	.000	2-3	.667	2	2	4	3.0	1	3	1	1	1	6	5.5
UMass Lowell	11/14/2023	*	13:48	2-6	.333	1-5	.200	2-2	1.000	0	2	2	2.7	1	1	2	0	0	7	6.0
at Cincinnati	11/22/2023	*	13:15	1-6	.167	0-0	.000	0-0	.000	0	4	4	3.0	2	1	1	0	0	2	5.0
Alabama A&M	12/09/2023		16:05	3-9	.333	2-6	.333	0-0	.000	0	4	4	3.2	3	0	1	0	0	8	5.6
vs Penn St.	12/16/2023		03:58	0-1	.000	0-1	.000	0-0	.000	0	0	0	2.7	0	2	0	0	0	0	4.7
at Duke	01/13/2024		03:31	0-1	.000	0-0	.000	0-0	.000	0	1	1	2.4	1	1	0	0	0	0	4.0
at Virginia Tech	01/27/2024		06:46	0-1	.000	0-0	.000	1-2	.500	0	0	0	2.1	0	0	0	0	0	1	3.6
North Carolina	01/30/2024		03:32	0-1	.000	0-1	.000	0-0	.000	0	0	0	1.9	0	0	1	0	0	0	3.2
Wake Forest	02/06/2024		10:22	2-5	.400	0-2	.000	1-2	.500	0	0	0	1.7	1	1	0	1	0	5	3.4
Totals		4	108:19	11-42	.262	4-20	.200	8-13	.615	2	15	17	1.7	10	11	9	2	1	34	3.4

Player Averages

Games Played	Minutes/ game	Points/ game	FG Pct	3FG Pct	FT Pct	Rebounds/ game	Assists/ game	Turnovers/ game	Assist/Turnover ratio	Steals/ game	Blocks/ game
10	10.8	3.4	26.2	20.0	61.5	1.7	1.1	0.9	1.2	0.1	0.2

GAME NOTES

2023-24 SEASON STATISTICS - INDIVIDUAL GAME-BY-GAME

#4 MURPHY, Carter

Opponent	Date	GS	MIN	Total		3-Pointers		Free throws		Rebounds				PF	A	TO	BLK	STL	PTS	AVG
				FG-FGA	PCT	3FG-3FGA	PCT	FT-FTA	PCT	OFF	DEF	TOT	AVG							
Howard	11/09/2023		02:59	0-0	.000	0-0	.000	0-0	.000	0	0	0	0.0	0	0	0	0	0	0	0.0
at Cincinnati	11/22/2023		14:17	1-4	.250	1-4	.250	0-0	.000	0	4	4	2.0	3	0	0	2	0	3	1.5
Mississippi St.	11/28/2023		04:28	1-1	1.000	1-1	1.000	0-0	.000	0	1	1	1.7	1	0	0	0	0	3	2.0
Duke	12/02/2023		01:54	0-0	.000	0-0	.000	0-0	.000	0	0	0	1.3	0	0	0	0	0	0	1.5
at Georgia	12/05/2023		02:05	0-0	.000	0-0	.000	0-0	.000	0	0	0	1.0	0	0	0	0	0	0	1.2
at Virginia Tech	01/27/2024		11:03	2-4	.500	2-3	.667	0-0	.000	0	1	1	1.0	3	1	0	0	0	6	2.0
North Carolina	01/30/2024		04:09	0-1	.000	0-1	.000	0-0	.000	0	1	1	1.0	1	0	0	0	0	0	1.7
Wake Forest	02/06/2024		05:58	0-2	.000	0-2	.000	0-0	.000	0	0	0	0.9	0	0	0	0	0	0	1.5
at Louisville	02/10/2024		21:01	3-4	.750	2-2	1.000	0-0	.000	0	2	2	1.0	3	1	1	0	2	8	2.2
at Notre Dame	02/14/2024		17:21	1-3	.333	1-2	.500	0-0	.000	0	1	1	1.0	0	0	0	0	1	3	2.3
Syracuse	02/17/2024		04:14	0-1	.000	0-1	.000	0-0	.000	0	0	0	0.9	0	0	0	0	0	0	2.1
Clemson	02/21/2024		10:51	1-2	.500	0-1	.000	0-0	.000	0	0	0	0.8	0	1	0	0	0	2	2.1
Florida St.	03/02/2024		01:09	0-1	.000	0-1	.000	0-0	.000	0	0	0	0.8	0	0	0	0	0	0	1.9
Totals		0	101:28	9-23	.391	7-18	.389	0-0	.000	0	10	10	0.8	11	3	1	2	3	25	1.9

Player Averages

Games Played	Minutes/game	Points/game	FG Pct	3FG Pct	FT Pct	Rebounds/game	Assists/game	Turnovers/game	Assist/Turnover ratio	Steals/game	Blocks/game
13	7.8	1.9	39.1	38.9	0.0	0.8	0.2	0.1	3.0	0.2	0.2

#33 SAN MIGUEL, Marcos

Opponent	Date	GS	MIN	Total		3-Pointers		Free throws		Rebounds				PF	A	TO	BLK	STL	PTS	AVG
				FG-FGA	PCT	3FG-3FGA	PCT	FT-FTA	PCT	OFF	DEF	TOT	AVG							
Alabama A&M	12/09/2023		01:55	0-2	.000	0-1	.000	0-0	.000	1	0	1	1.0	0	0	1	0	0	0	0.0
Totals		0	01:55	0-2	.000	0-1	.000	0-0	.000	1	0	1	1.0	0	0	1	0	0	0	0.0

Player Averages

Games Played	Minutes/game	Points/game	FG Pct	3FG Pct	FT Pct	Rebounds/game	Assists/game	Turnovers/game	Assist/Turnover ratio	Steals/game	Blocks/game
1	1.9	0.0	0.0	0.0	0.0	1.0	0.0	1.0	0.0	0.0	0.0

#35 NICHOLS, Emmer

Opponent	Date	GS	MIN	Total		3-Pointers		Free throws		Rebounds				PF	A	TO	BLK	STL	PTS	AVG
				FG-FGA	PCT	3FG-3FGA	PCT	FT-FTA	PCT	OFF	DEF	TOT	AVG							
at Cincinnati	11/22/2023		02:10	0-0	.000	0-0	.000	0-0	.000	0	1	1	1.0	0	0	0	0	0	0	0.0
Alabama A&M	12/09/2023		01:55	0-0	.000	0-0	.000	0-0	.000	1	2	3	2.0	0	0	0	0	0	0	0.0
Totals		0	04:05	0-0	.000	0-0	.000	0-0	.000	1	3	4	2.0	0	0	0	0	0	0	0.0

Player Averages

Games Played	Minutes/game	Points/game	FG Pct	3FG Pct	FT Pct	Rebounds/game	Assists/game	Turnovers/game	Assist/Turnover ratio	Steals/game	Blocks/game
2	2.0	0.0	0.0	0.0	0.0	2.0	0.0	0.0	0.0	0.0	0.0

2023-24 INDIVIDUAL HIGHS

Georgia Tech - Individual Game Highs		
POINTS	36	Miles Kelly at Louisville (02/10/2024)
	27	Miles Kelly vs Howard (11/09/2023)
	25	Miles Kelly at Miami (FL) (02/24/2024)
	25	Miles Kelly vs Notre Dame (01/09/2024)
	25	Miles Kelly vs Ga. Southern (11/06/2023)
FIELD GOALS MADE	11	Miles Kelly at Louisville (02/10/2024)
	10	Baye Ndongo at Hawaii (12/22/2023)
FIELD GOAL ATTEMPTS	24	Miles Kelly vs Howard (11/09/2023)
	21	Miles Kelly vs Notre Dame (01/09/2024)
FIELD GOAL PERCENTAGE (min 5 made)	1.000 (6-6)	Baye Ndongo vs Massachusetts (N) (12/21/2023)
	.875 (7-8)	Baye Ndongo vs Nevada (N) (12/24/2023)
3 PT FG MADE	7	Miles Kelly at Miami (FL) (02/24/2024)
	7	Miles Kelly vs Notre Dame (01/09/2024)
3 PT FG ATTEMPTS	15	Miles Kelly vs Notre Dame (01/09/2024)
	12	Miles Kelly vs Syracuse (02/17/2024)
3 PT FG PERCENTAGE (min 2 made)	1.000 (4-4)	Kyle Sturdivant vs North Carolina (01/30/2024)
	1.000 (2-2)	Kowacie Reeves Jr. at Wake Forest (03/05/2024)
	1.000 (2-2)	Carter Murphy at Louisville (02/10/2024)
	1.000 (2-2)	Tafara Gapare at Duke (01/13/2024)
FREE THROWS MADE	8	Miles Kelly at Louisville (02/10/2024)
	8	Nathan George vs North Carolina (01/30/2024)
	8	Kyle Sturdivant vs Massachusetts (N) (12/21/2023)
	8	Miles Kelly vs Mississippi St. (11/28/2023)
	8	Miles Kelly vs Howard (11/09/2023)
FREE THROW ATTEMPTS	13	Miles Kelly vs Howard (11/09/2023)
	10	Miles Kelly at Louisville (02/10/2024)
	10	Nathan George vs North Carolina (01/30/2024)
	10	Miles Kelly vs Mississippi St. (11/28/2023)
FREE THROW PERCENTAGE (min 3 made)	1.000 (8-8)	Kyle Sturdivant vs Massachusetts (N) (12/21/2023)
	1.000 (6-6)	Nathan George vs Virginia (01/20/2024)
	1.000 (6-6)	Baye Ndongo vs Nevada (N) (12/24/2023)
	1.000 (6-6)	Kowacie Reeves Jr. vs Alabama A&M (12/09/2023)
	1.000 (5-5)	Kyle Sturdivant at Clemson (01/16/2024)
	1.000 (5-5)	Kowacie Reeves Jr. at Cincinnati (11/22/2023)
	1.000 (4-4)	Kyle Sturdivant at Miami (FL) (02/24/2024)
	1.000 (4-4)	Kyle Sturdivant vs Clemson (02/21/2024)
	1.000 (4-4)	Kowacie Reeves Jr. vs Clemson (02/21/2024)
	1.000 (4-4)	Baye Ndongo vs Clemson (02/21/2024)
	1.000 (4-4)	Tafara Gapare vs Wake Forest (02/06/2024)
	1.000 (4-4)	Tafara Gapare vs Boston College (01/06/2024)
	1.000 (4-4)	Kyle Sturdivant vs Duke (12/02/2023)
	1.000 (4-4)	Miles Kelly vs Duke (12/02/2023)
	1.000 (4-4)	Kowacie Reeves Jr. vs Ga. Southern (11/06/2023)
	1.000 (3-3)	Baye Ndongo vs Florida St. (03/02/2024)
	1.000 (3-3)	Miles Kelly vs Syracuse (02/17/2024)
	1.000 (3-3)	Tyzaun Claude at Louisville (02/10/2024)
	1.000 (3-3)	Nathan George vs Wake Forest (02/06/2024)
	1.000 (3-3)	Miles Kelly vs Massachusetts (N) (12/21/2023)
REBOUNDS	19	Baye Ndongo vs Penn St. (N) (12/16/2023)
	14	Baye Ndongo vs Florida St. (03/02/2024)
ASSISTS	11	Nathan George vs Notre Dame (01/09/2024)
	9	Nathan George vs Virginia (01/20/2024)
	9	Kyle Sturdivant vs Boston College (01/06/2024)
	9	Nathan George vs Duke (12/02/2023)

STEALS	3	Miles Kelly at Miami (FL) (02/24/2024)
	3	Kyle Sturdivant vs Massachusetts (N) (12/21/2023)
	3	Baye Ndongo at Georgia (12/05/2023)
	3	Ibrahima Sacko vs UMass Lowell (11/14/2023)
	3	Kowacie Reeves Jr. vs Ga. Southern (11/06/2023)
BLOCKED SHOTS	4	Tafara Gapare at Hawaii (12/22/2023)
	4	Baye Ndongo vs Duke (12/02/2023)
TURNOVERS	7	Nathan George at Wake Forest (03/05/2024)
	7	Baye Ndongo at Cincinnati (11/22/2023)
FOULS	5	Baye Ndongo at Louisville (02/10/2024)
	5	Tyzaun Claude at Louisville (02/10/2024)
	5	Tafara Gapare at NC State (02/03/2024)
	5	Baye Ndongo at NC State (02/03/2024)
	5	Baye Ndongo at Clemson (01/16/2024)
	5	Miles Kelly at Duke (01/13/2024)
	5	Baye Ndongo vs Boston College (01/06/2024)
	5	Baye Ndongo at Hawaii (12/22/2023)
	5	Tyzaun Claude vs Howard (11/09/2023)

Opponent - Individual Game Highs		
POINTS	31	PJ Hall at Clemson (01/16/2024)
	30	Kyle Filipowski at Duke (01/13/2024)
	30	Devin McGlockton vs Boston College (01/06/2024)
	30	Kenan Blackshear vs Nevada (N) (12/24/2023)
	30	RJ Davis vs North Carolina (01/30/2024)
FIELD GOALS MADE	12	Devin McGlockton vs Boston College (01/06/2024)
	11	RJ Davis vs North Carolina (01/30/2024)
	11	PJ Hall at Clemson (01/16/2024)
	11	Kenan Blackshear vs Nevada (N) (12/24/2023)
FIELD GOAL ATTEMPTS	24	RJ Davis vs North Carolina (01/30/2024)
	24	Kyle Filipowski at Duke (01/13/2024)
	24	Ayinde Hilim vs UMass Lowell (11/14/2023)
FIELD GOAL PERCENTAGE (min 5 made)	.833 (5-6)	Viktor Lakhin at Cincinnati (11/22/2023)
	.800 (12-15)	Devin McGlockton vs Boston College (01/06/2024)
	.800 (8-10)	Claudell Harris Jr. vs Boston College (01/06/2024)
3 PT FG MADE	6	Isaac McKneely vs Virginia (01/20/2024)
	5	Braeden Shrewsbury vs Notre Dame (01/09/2024)
	5	Rahsool Diggins vs Massachusetts (N) (12/21/2023)
	5	Viktor Lakhin at Cincinnati (11/22/2023)
3 PT FG ATTEMPTS	12	Puff Johnson vs Penn St. (N) (12/16/2023)
	10	Bensley Joseph at Miami (FL) (02/24/2024)
	10	Cormac Ryan vs North Carolina (01/30/2024)
	10	Rahsool Diggins vs Massachusetts (N) (12/21/2023)
	10	Josh Hubbard vs Mississippi St. (11/28/2023)
3 PT FG PERCENTAGE (min 2 made)	1.000 (4-4)	Claudell Harris Jr. vs Boston College (01/06/2024)
	1.000 (2-2)	Paul Djabate at Miami (FL) (02/24/2024)
	1.000 (2-2)	Guillermo Diaz Graham vs Pittsburgh (01/23/2024)
	1.000 (2-2)	Carlos Curry vs Ga. Southern (11/06/2023)
FREE THROWS MADE	10	DJ Horne at NC State (02/03/2024)
	8	Ty-Laur Johnson at Louisville (02/10/2024)
	8	Chase Hunter at Clemson (01/16/2024)
	8	PJ Hall at Clemson (01/16/2024)
	8	Kenan Blackshear vs Nevada (N) (12/24/2023)
FREE THROW ATTEMPTS	11	DJ Horne at NC State (02/03/2024)
	11	Kyle Filipowski at Duke (01/13/2024)
	11	Kenan Blackshear vs Nevada (N) (12/24/2023)

FREE THROW PERCENTAGE (min 3 made)	1.000 (8-8)	Ty-Laur Johnson at Louisville (02/10/2024)
	1.000 (7-7)	Cameron Hildreth vs Wake Forest (02/06/2024)
	1.000 (6-6)	Mike James at Louisville (02/10/2024)
	1.000 (6-6)	Skyy Clark at Louisville (02/10/2024)
	1.000 (6-6)	Mjyijael Potteat at Virginia Tech (01/27/2024)
	1.000 (6-6)	Braeden Shrewsbury vs Notre Dame (01/09/2024)
	1.000 (5-5)	Joseph Girard III at Clemson (01/16/2024)
	1.000 (5-5)	Ayinde Hilim vs UMass Lowell (11/14/2023)
	1.000 (4-4)	Cameron Hildreth at Wake Forest (03/05/2024)
	1.000 (4-4)	Tae Davis at Notre Dame (02/14/2024)
	1.000 (4-4)	Tre White at Louisville (02/10/2024)
	1.000 (4-4)	Andrew Carr vs Wake Forest (02/06/2024)
	1.000 (4-4)	Kevin Miller vs Wake Forest (02/06/2024)
	1.000 (4-4)	Lynn Kidd at Virginia Tech (01/27/2024)
	1.000 (4-4)	Tyrese Proctor at Duke (01/13/2024)
	1.000 (4-4)	Kebba Njie vs Notre Dame (01/09/2024)
	1.000 (4-4)	Juan Munoz at Hawaii (12/22/2023)
	1.000 (4-4)	Jamar Franklin vs Ga. Southern (11/06/2023)
	1.000 (3-3)	Reece Beekman vs Virginia (01/20/2024)
	1.000 (3-3)	Julian Roper II vs Notre Dame (01/09/2024)
REBOUNDS	17	PJ Hall at Clemson (01/16/2024)
	15	Ian Schieffelin at Clemson (01/16/2024)
ASSISTS	11	Reece Beekman vs Virginia (01/20/2024)
	8	Jovon McClanahan at Hawaii (12/22/2023)
STEALS	5	Maliq Brown vs Syracuse (02/17/2024)
	5	Markus Burton at Notre Dame (02/14/2024)
	5	Jayden Ndjigue vs Massachusetts (N) (12/21/2023)
BLOCKED SHOTS	4	Kyle Filipowski vs Duke (12/02/2023)
	4	Max Brooks vs UMass Lowell (11/14/2023)
TURNOVERS	5	Ty-Laur Johnson at Louisville (02/10/2024)
	5	Kenan Blackshear vs Nevada (N) (12/24/2023)
	5	Cam Bryant vs Ga. Southern (11/06/2023)
FOULS	5	Maliq Brown vs Syracuse (02/17/2024)
	5	Quadir Copeland vs Syracuse (02/17/2024)
	5	Ben Middlebrooks at NC State (02/03/2024)
	5	Elliot Cadeau vs North Carolina (01/30/2024)
	5	Guillermo Diaz Graham vs Pittsburgh (01/23/2024)
	5	Dillon Hunter at Clemson (01/16/2024)
	5	Cameron Matthews vs Mississippi St. (11/28/2023)
	5	Bryce Harris vs Howard (11/09/2023)
	5	Dom Campbell vs Howard (11/09/2023)

GAME NOTES

2023-24 TEAM HIGHS AND LOWS

Georgia Tech - Game Highs		
POINTS	93	at Clemson (01/16/2024)
	88	Howard (11/09/2023)
	87	Boston College (01/06/2024)
	85	Florida St. (03/02/2024)
	84	Ga. Southern (11/06/2023)
FIELD GOALS MADE	34	Howard (11/09/2023)
	32	Boston College (01/06/2024)
	32	vs Penn St. (N) (12/16/2023)
FIELD GOAL ATTEMPTS	77	Howard (11/09/2023)
	75	at Georgia (12/05/2023)
FIELD GOAL PERCENTAGE	.545 (30-55)	at Duke (01/13/2024)
	.542 (32-59)	Boston College (01/06/2024)
3 PT FG MADE	15	at Miami (FL) (02/24/2024)
	15	at Clemson (01/16/2024)
3 PT FG ATTEMPTS	35	at Clemson (01/16/2024)
	35	Notre Dame (01/09/2024)
3 PT FG PERCENTAGE	.550 (11-20)	at Duke (01/13/2024)
	.476 (10-21)	at Wake Forest (03/05/2024)
FREE THROWS MADE	19	Clemson (02/21/2024)
	18	vs Massachusetts (N) (12/21/2023)
FREE THROW ATTEMPTS	27	Howard (11/09/2023)
	27	Ga. Southern (11/06/2023)
FREE THROW PERCENTAGE	1.000 (5-5)	at Miami (FL) (02/24/2024)
	1.000 (2-2)	at Wake Forest (03/05/2024)
REBOUNDS	55	Florida St. (03/02/2024)
	55	Alabama A&M (12/09/2023)
ASSISTS	25	vs Penn St. (N) (12/16/2023)
	22	at Miami (FL) (02/24/2024)
STEALS	10	Notre Dame (01/09/2024)
	10	Ga. Southern (11/06/2023)
BLOCKED SHOTS	10	at Cincinnati (11/22/2023)
	8	North Carolina (01/30/2024)
	8	at Duke (01/13/2024)
	8	Duke (12/02/2023)
TURNOVERS	21	vs Massachusetts (N) (12/21/2023)
	20	Alabama A&M (12/09/2023)
FOULS	28	at Louisville (02/10/2024)
	23	at NC State (02/03/2024)

Opponent - Game Highs		
POINTS	95	Boston College (01/06/2024)
	91	at Virginia Tech (01/27/2024)
	90	at Clemson (01/16/2024)
	89	at Cincinnati (11/22/2023)
	85	Howard (11/09/2023)
FIELD GOALS MADE	35	Boston College (01/06/2024)
	32	at Virginia Tech (01/27/2024)
FIELD GOAL ATTEMPTS	77	North Carolina (01/30/2024)
	74	vs Penn St. (N) (12/16/2023)
FIELD GOAL PERCENTAGE	.556 (35-63)	Boston College (01/06/2024)
	.552 (32-58)	at Virginia Tech (01/27/2024)
3 PT FG MADE	14	Clemson (02/21/2024)
	14	at Cincinnati (11/22/2023)
3 PT FG ATTEMPTS	36	at Miami (FL) (02/24/2024)
	35	at Cincinnati (11/22/2023)
3 PT FG PERCENTAGE	.522 (12-23)	Boston College (01/06/2024)
	.483 (14-29)	Clemson (02/21/2024)
FREE THROWS MADE	31	at Louisville (02/10/2024)
	29	at Clemson (01/16/2024)
FREE THROW ATTEMPTS	38	at Clemson (01/16/2024)
	34	at Louisville (02/10/2024)
FREE THROW PERCENTAGE	1.000 (17-17)	Wake Forest (02/06/2024)
	.912 (31-34)	at Louisville (02/10/2024)
REBOUNDS	50	at Georgia (12/05/2023)
	48	North Carolina (01/30/2024)
	48	Notre Dame (01/09/2024)
ASSISTS	23	at Virginia Tech (01/27/2024)
	23	Clemson (02/21/2024)
	21	Boston College (01/06/2024)
STEALS	16	vs Massachusetts (N) (12/21/2023)
	13	vs Penn St. (N) (12/16/2023)
BLOCKED SHOTS	6	Duke (12/02/2023)
	6	UMass Lowell (11/14/2023)
	6	Howard (11/09/2023)
TURNOVERS	18	Ga. Southern (11/06/2023)
	16	Notre Dame (01/09/2024)
FOULS	23	Ga. Southern (11/06/2023)
	21	Florida St. (03/02/2024)
	21	at Florida St. (01/03/2024)

Georgia Tech - Game Lows		
POINTS	51	Wake Forest (02/06/2024)
	54	at Cincinnati (11/22/2023)
	55	at Notre Dame (02/14/2024)
	57	Clemson (02/21/2024)
	62	at Georgia (12/05/2023)
FIELD GOALS MADE	16	Clemson (02/21/2024)
	17	Wake Forest (02/06/2024)
	17	at Cincinnati (11/22/2023)
FIELD GOAL ATTEMPTS	48	at Notre Dame (02/14/2024)
	49	at Cincinnati (11/22/2023)
FIELD GOAL PERCENTAGE	.283 (17-60)	Wake Forest (02/06/2024)
	.302 (16-53)	Clemson (02/21/2024)
3 PT FG MADE	3	Wake Forest (02/06/2024)
	4	Howard (11/09/2023)
3 PT FG ATTEMPTS	15	at Notre Dame (02/14/2024)
	17	at Hawaii (12/22/2023)
	17	vs Massachusetts (N) (12/21/2023)
	17	at Cincinnati (11/22/2023)
3 PT FG PERCENTAGE	.125 (3-24)	Wake Forest (02/06/2024)
	.200 (6-30)	UMass Lowell (11/14/2023)
FREE THROWS MADE	2	at Wake Forest (03/05/2024)
	3	Notre Dame (01/09/2024)
FREE THROW ATTEMPTS	2	at Wake Forest (03/05/2024)
	5	at Miami (FL) (02/24/2024)
FREE THROW PERCENTAGE	.429 (3-7)	Notre Dame (01/09/2024)
	.462 (6-13)	at Georgia (12/05/2023)
REBOUNDS	29	Virginia (01/20/2024)
	31	at Notre Dame (02/14/2024)
	31	Wake Forest (02/06/2024)
	31	at Virginia Tech (01/27/2024)
	31	Pittsburgh (01/23/2024)
	31	at Florida St. (01/03/2024)
	31	vs Nevada (N) (12/24/2023)
ASSISTS	6	Clemson (02/21/2024)
	7	vs Massachusetts (N) (12/21/2023)
STEALS	0	Clemson (02/21/2024)
	1	Duke (12/02/2023)
BLOCKED SHOTS	1	at Louisville (02/10/2024)
	1	vs Nevada (N) (12/24/2023)
TURNOVERS	5	at Virginia Tech (01/27/2024)
	7	Howard (11/09/2023)
FOULS	8	Clemson (02/21/2024)
	12	Duke (12/02/2023)

Opponent - Game Lows		
POINTS	49	Alabama A&M (12/09/2023)
	58	at Notre Dame (02/14/2024)
	59	Mississippi St. (11/28/2023)
	60	Syracuse (02/17/2024)
	62	Ga. Southern (11/06/2023)
FIELD GOALS MADE	16	Alabama A&M (12/09/2023)
	18	at Notre Dame (02/14/2024)
FIELD GOAL ATTEMPTS	50	Pittsburgh (01/23/2024)
	53	vs Nevada (N) (12/24/2023)
FIELD GOAL PERCENTAGE	.276 (16-58)	Alabama A&M (12/09/2023)
	.308 (20-65)	Mississippi St. (11/28/2023)
3 PT FG MADE	2	Alabama A&M (12/09/2023)
	2	UMass Lowell (11/14/2023)
3 PT FG ATTEMPTS	15	UMass Lowell (11/14/2023)
	16	at Wake Forest (03/05/2024)
	16	Duke (12/02/2023)
3 PT FG PERCENTAGE	.100 (2-20)	Alabama A&M (12/09/2023)
	.133 (2-15)	UMass Lowell (11/14/2023)
FREE THROWS MADE	5	at Miami (FL) (02/24/2024)
	5	Clemson (02/21/2024)
FREE THROW ATTEMPTS	7	Clemson (02/21/2024)
	10	at Miami (FL) (02/24/2024)
FREE THROW PERCENTAGE	.421 (8-19)	vs Massachusetts (N) (12/21/2023)
	.500 (5-10)	at Miami (FL) (02/24/2024)
REBOUNDS	24	Boston College (01/06/2024)
	25	at Wake Forest (03/05/2024)
ASSISTS	4	Alabama A&M (12/09/2023)
	5	Mississippi St. (11/28/2023)
STEALS	2	at Virginia Tech (01/27/2024)
	4	Clemson (02/21/2024)
	4	Virginia (01/20/2024)
	4	Boston College (01/06/2024)
	4	vs Nevada (N) (12/24/2023)
	4	at Hawaii (12/22/2023)
	4	at Georgia (12/05/2023)
BLOCKED SHOTS	0	North Carolina (01/30/2024)
	1	Notre Dame (03/09/2024)
	1	at Florida St. (01/03/2024)
TURNOVERS	4	at NC State (02/03/2024)
	4	at Duke (01/13/2024)
	4	at Hawaii (12/22/2023)
FOULS	9	at Miami (FL) (02/24/2024)
	11	at Wake Forest (03/05/2024)

GAME NOTES

CAREER SUMMARIES

ABRAM, Amaree

SEASON	TEAM	GP-GS	MIN/AVG	Field Goals		3-Point		F-Throws		Rebounds				Scoring						
				FG-FGA	FG%	3FG-3FGA	3FG%	FT-FTA	FT%	OFF	DEF	TOT	AVG	PF-FO	A	TO	BLK	STL	PTS	AVG
2022-23	OM	33-22	694/21.0	104-258	.403	39-107	.364	18-27	.667	8	58	66	2.0	63-1	66	59	4	22	265	8.0
2023-24	GaTech	10-4	108/10.8	11-42	.262	4-20	.200	8-13	.615	2	15	17	1.7	10-0	11	9	2	1	34	3.4
TOTAL FOR GaTech		10-4	108/10.8	11-42	.262	4-20	.200	8-13	.615	2	15	17	1.7	10-0	11	9	2	1	34	3.4
TOTAL		43-26	802/18.6	115-300	.383	43-127	.339	26-40	.650	10	73	83	1.9	73-1	77	68	6	23	299	7.0

Single Game Highs

Statistic	Value	
Points	26	vs Stanford 11/24/22
Rebounds	5	vs Chattanooga 11/15/22, at South Carolina 01/17/23
Assists	5	vs Georgia 01/14/23, vs Oklahoma 11/27/22
Steals	3	vs UT Martin 11/18/22
Blocks	1	6 times
FG Made	12	vs Stanford 11/24/22
FG Attempts	18	vs Stanford 11/24/22
3FG Made	5	vs South Carolina 03/08/23
3FG Attempts	8	vs LSU 02/25/23, vs South Carolina 03/08/23
FT Made	4	vs Siena 11/25/22
FT Attempts	4	at South Carolina 01/17/23, vs Siena 11/25/22, vs Ga. Southern 11/06/23

CLAUDE, Tyzhaun

SEASON	TEAM	GP-GS	MIN/AVG	Field Goals		3-Point		F-Throws		Rebounds				Scoring						
				FG-FGA	FG%	3FG-3FGA	3FG%	FT-FTA	FT%	OFF	DEF	TOT	AVG	PF-FO	A	TO	BLK	STL	PTS	AVG
2019-20	More	30-19	658/21.9	120-201	.597	0-0	.000	45-90	.500	73	119	192	6.4	65-1	16	44	18	16	285	9.5
2021-22	More	9-0	62/6.9	12-25	.480	0-0	.000	7-11	.636	6	10	16	1.8	6-0	5	10	3	2	31	3.4
2022-23	WCU	31-28	818/26.4	174-333	.523	2-6	.333	126-175	.720	98	168	266	8.6	75-1	16	65	28	12	476	15.4
2023-24	GaTech	30-4	530/17.7	48-100	.480	1-7	.143	47-72	.653	76	81	157	5.2	64-2	22	25	14	9	144	4.8
TOTAL FOR GaTech		30-4	530/17.7	48-100	.480	1-7	.143	47-72	.653	76	81	157	5.2	64-2	22	25	14	9	144	4.8
TOTAL		100-51	2067/20.7	354-659	.537	3-13	.231	225-348	.647	253	378	631	6.3	210-4	59	144	63	39	936	9.4

Single Game Highs

Statistic	Value	
Points	24	vs Samford 02/01/23
Rebounds	17	at The Citadel 01/14/23
Assists	3	vs Ga. Southern 11/06/23, vs Howard 11/09/23
Steals	2	9 times
Blocks	3	vs Tennessee Tech 01/04/20, vs Wofford 01/18/23, vs North Carolina 01/30/24
FG Made	11	vs Eastern Ky. 02/13/20
FG Attempts	17	vs Lindenwood 11/20/22
3FG Made	1	vs UNC Greensboro 12/29/22, at ETSU 01/04/23, vs Howard 11/09/23
3FG Attempts	2	vs Ga. Southern 11/06/23, vs Howard 11/09/23
FT Made	11	at Tennessee Tech 12/17/22
FT Attempts	14	at Tennessee Tech 12/17/22

CAREER SUMMARIES

COLEMAN, Dallan "deebo"

SEASON	TEAM	GP-GS	MIN/AVG	Field Goals		3-Point		F-Throws		Rebounds				Scoring						
				FG-FGA	FG%	3FG-3FGA	3FG%	FT-FTA	FT%	OFF	DEF	TOT	AVG	PF-FO	A	TO	BLK	STL	PTS	AVG
2021-22	GaTech	31-5	734/23.7	63-161	.391	43-104	.413	23-32	.719	12	46	58	1.9	70-1	19	21	3	28	192	6.2
2022-23	GaTech	33-31	1031/31.3	103-274	.376	57-175	.326	51-74	.689	14	83	97	2.9	73-0	44	39	10	26	314	9.5
2023-24	GaTech	26-0	492/18.9	55-136	.404	30-87	.345	17-29	.586	21	43	64	2.5	42-0	15	10	6	12	157	6.0
TOTAL		90-36	2258/25.1	221-571	.387	130-366	.355	91-135	.674	47	172	219	2.4	185-1	78	70	19	66	663	7.4

Single Game Highs

Statistic	Value	
Points	24	vs UMass Lowell 11/14/23
Rebounds	9	vs Pittsburgh 03/08/23
Assists	8	at Syracuse 02/28/23
Steals	4	vs Florida Tech 02/18/23
Blocks	2	vs Duke 01/28/23, vs Louisville 02/25/23
FG Made	7	vs UMass Lowell 11/14/23
FG Attempts	14	at Syracuse 02/28/23, vs Pittsburgh 03/08/23
3FG Made	5	vs Lamar University 11/15/21, vs Syracuse 01/21/23, vs UMass Lowell 11/14/23
3FG Attempts	12	at Syracuse 02/28/23
FT Made	9	at Georgia St. 11/12/22
FT Attempts	13	at Georgia St. 11/12/22

DOWUONA, Ebenezer

SEASON	TEAM	GP-GS	MIN/AVG	Field Goals		3-Point		F-Throws		Rebounds				Scoring						
				FG-FGA	FG%	3FG-3FGA	3FG%	FT-FTA	FT%	OFF	DEF	TOT	AVG	PF-FO	A	TO	BLK	STL	PTS	AVG
2020-21	NCSU	9-0	48/5.3	2-8	.250	0-0	.000	1-2	.500	2	6	8	0.9	8-0	0	1	2	0	5	0.6
2021-22	NCSU	31-27	752/24.3	52-93	.559	0-0	.000	24-36	.667	63	63	126	4.1	98-7	6	15	54	12	128	4.1
2022-23	NCSU	30-3	327/10.9	21-46	.457	0-0	.000	9-17	.529	22	36	58	1.9	53-0	1	6	26	5	51	1.7
2023-24	GaTech	18-13	173/9.6	9-21	.429	0-0	.000	0-2	.000	14	11	25	1.4	23-0	2	8	5	1	18	1.0
TOTAL FOR GaTech		18-13	173/9.6	9-21	.429	0-0	.000	0-2	.000	14	11	25	1.4	23-0	2	8	5	1	18	1.0
TOTAL		88-43	1300/14.8	84-168	.500	0-0	.000	34-57	.596	101	116	217	2.5	182-7	9	30	87	18	202	2.3

Single Game Highs

Statistic	Value	
Points	11	vs Virginia Tech 03/08/23
Rebounds	9	vs Bucknell 11/09/21, at Duke 01/15/22
Assists	2	vs Boston College 02/23/22
Steals	3	vs Oklahoma St. 11/17/21
Blocks	8	vs Nebraska 12/01/21
FG Made	5	vs Louisiana Tech 11/27/21, at Duke 01/15/22, vs Virginia Tech 03/08/23
FG Attempts	11	at Duke 01/15/22
FT Made	4	vs Colgate 11/13/21, at Miami (FL) 12/29/21
FT Attempts	6	vs Colgate 11/13/21

CAREER SUMMARIES

GAPARE, Tafara

SEASON	TEAM	GP-GS	MIN/AVG	Field Goals		3-Point		F-Throws		Rebounds				Scoring						
				FG-FGA	FG%	3FG-3FGA	3FG%	FT-FTA	FT%	OFF	DEF	TOT	AVG	PF-FO	A	TO	BLK	STL	PTS	AVG
2022-23	UMass	30-0	372/12.4	34-109	.312	12-45	.267	23-40	.575	15	48	63	2.1	39-0	8	33	20	14	103	3.4
2023-24	GaTech	27-13	483/17.9	50-141	.355	10-56	.179	30-44	.682	21	72	93	3.4	50-1	20	25	32	10	140	5.2
TOTAL FOR GaTech		27-13	483/17.9	50-141	.355	10-56	.179	30-44	.682	21	72	93	3.4	50-1	20	25	32	10	140	5.2
TOTAL		57-13	854/15.0	84-250	.336	22-101	.218	53-84	.631	36	120	156	2.7	89-1	28	58	52	24	243	4.3

Single Game Highs

Statistic	Value	
Points	20	vs Penn St. 12/16/23
Rebounds	10	vs Florida St. 03/02/24
Assists	4	vs Florida St. 03/02/24
Steals	5	vs UAlbany 12/05/22
Blocks	5	vs Saint Louis 01/04/23
FG Made	7	vs Penn St. 12/16/23
FG Attempts	16	vs Penn St. 12/16/23
3FG Made	3	vs Penn St. 12/16/23
3FG Attempts	6	vs Penn St. 12/16/23
FT Made	5	vs Saint Louis 01/04/23
FT Attempts	8	vs Saint Louis 01/04/23

GEORGE, Naithan

SEASON	TEAM	GP-GS	MIN/AVG	Field Goals		3-Point		F-Throws		Rebounds				Scoring						
				FG-FGA	FG%	3FG-3FGA	3FG%	FT-FTA	FT%	OFF	DEF	TOT	AVG	PF-FO	A	TO	BLK	STL	PTS	AVG
2023-24	GaTech	27-26	791/29.3	90-219	.411	27-91	.297	46-68	.676	12	51	63	2.3	44-0	123	54	3	9	253	9.4
TOTAL		27-26	791/29.3	90-219	.411	27-91	.297	46-68	.676	12	51	63	2.3	44-0	123	54	3	9	253	9.4

Single Game Highs

Statistic	Value	
Points	20	at Clemson 01/16/24
Rebounds	5	at Georgia 12/05/23, vs Wake Forest 02/06/24, vs Florida St. 03/02/24
Assists	11	vs Notre Dame 01/09/24
Steals	2	vs Notre Dame 01/09/24, vs Nevada 12/24/23
Blocks	1	vs Mississippi St. 11/28/23, at Clemson 01/16/24, vs Pittsburgh 01/23/24
FG Made	8	at Clemson 01/16/24, at Wake Forest 03/05/24
FG Attempts	14	at Wake Forest 03/05/24
3FG Made	4	at Clemson 01/16/24
3FG Attempts	7	at Clemson 01/16/24, vs Pittsburgh 01/23/24
FT Made	8	vs North Carolina 01/30/24
FT Attempts	10	vs North Carolina 01/30/24

CAREER SUMMARIES

KELLY, Miles

SEASON	TEAM	GP-GS	MIN/AVG	Field Goals		3-Point		F-Throws		Rebounds				Scoring						
				FG-FGA	FG%	3FG-3FGA	3FG%	FT-FTA	FT%	OFF	DEF	TOT	AVG	PF-FO	A	TO	BLK	STL	PTS	AVG
2021-22	GaTech	30-1	434/14.5	48-118	.407	26-75	.347	13-18	.722	7	36	43	1.4	30-0	15	19	3	15	135	4.5
2022-23	GaTech	33-27	1070/32.4	167-407	.410	89-235	.379	53-59	.898	10	102	112	3.4	71-0	43	49	2	24	476	14.4
2023-24	GaTech	30-30	960/32.0	148-393	.377	68-205	.332	74-102	.725	31	142	173	5.8	74-1	59	60	8	22	438	14.6
TOTAL		93-58	2464/26.5	363-918	.395	183-515	.355	140-179	.782	48	280	328	3.5	175-1	117	128	13	61	1049	11.3

Single Game Highs

Statistic	Value	
Points	36	at Louisville 02/10/24
Rebounds	12	vs Mississippi St. 11/28/23
Assists	6	vs Penn St. 12/16/23
Steals	3	at North Carolina 12/10/22, at Notre Dame 01/10/23, at Miami (FL) 02/24/24
Blocks	2	vs UMass Lowell 11/14/23
FG Made	11	at Louisville 02/10/24
FG Attempts	24	vs Howard 11/09/23
3FG Made	7	at Syracuse 02/28/23, vs Notre Dame 01/09/24, at Miami (FL) 02/24/24
3FG Attempts	15	vs Notre Dame 01/09/24
FT Made	8	vs Howard 11/09/23, vs Mississippi St. 11/28/23, at Louisville 02/10/24
FT Attempts	13	vs Howard 11/09/23

CAREER SUMMARIES

MURPHY, Carter

SEASON	TEAM	GP-GS	MIN/AVG	Field Goals		3-Point		F-Throws		Rebounds				Scoring						
				FG-FGA	FG%	3FG-3FGA	3FG%	FT-FTA	FT%	OFF	DEF	TOT	AVG	PF-FO	A	TO	BLK	STL	PTS	AVG
2019-20	USAFA	13-0	57/4.4	8-17	.471	8-16	.500	7-8	.875	0	8	8	0.6	3-0	5	1	0	4	31	2.4
2020-21	USAFA	8-5	172/21.5	10-28	.357	5-19	.263	8-8	1.000	2	14	16	2.0	21-1	9	10	2	6	33	4.1
2021-22	USAFA	18-1	225/12.5	24-58	.414	10-35	.286	2-3	.667	2	26	28	1.6	31-1	9	7	1	8	60	3.3
2022-23	USAFA	31-2	549/17.7	87-174	.500	16-57	.281	34-41	.829	8	46	54	1.7	54-0	34	37	6	21	224	7.2
2023-24	GaTech	13-0	101/7.8	9-23	.391	7-18	.389	0-0	.000	0	10	10	0.8	11-0	3	1	2	3	25	1.9
TOTAL FOR GaTech		13-0	101/7.8	9-23	.391	7-18	.389	0-0	.000	0	10	10	0.8	11-0	3	1	2	3	25	1.9
TOTAL		83-8	1105/13.3	138-300	.460	46-145	.317	51-60	.850	12	104	116	1.4	120-2	60	56	11	42	373	4.5

Single Game Highs

Statistic	Value	
Points	19	at UNLV 03/08/23
Rebounds	6	vs New Mexico 02/24/21
Assists	5	at UNLV 03/08/23
Steals	5	at UNLV 02/24/23
Blocks	2	vs Ark.-Pine Bluff 11/30/22, at UNLV 02/24/23, at Cincinnati 11/22/23
FG Made	8	vs New Mexico 02/10/23
FG Attempts	12	vs New Mexico 02/10/23, at Utah St. 02/14/23, vs San Jose St. 03/04/23
3FG Made	4	vs JWU (Denver) 12/17/19
3FG Attempts	5	at Colorado St. 03/01/21, vs Fresno St. 02/22/22, at Bowling Green 11/07/22
FT Made	6	at UNLV 03/08/23
FT Attempts	6	vs Wyoming 01/17/23, at UNLV 03/08/23

NDONGO, Baye

SEASON	TEAM	GP-GS	MIN/AVG	Field Goals		3-Point		F-Throws		Rebounds				Scoring						
				FG-FGA	FG%	3FG-3FGA	3FG%	FT-FTA	FT%	OFF	DEF	TOT	AVG	PF-FO	A	TO	BLK	STL	PTS	AVG
2023-24	GaTech	27-27	738/27.3	132-237	.557	4-11	.364	48-74	.649	67	155	222	8.2	78-5	25	69	30	20	316	11.7
TOTAL		27-27	738/27.3	132-237	.557	4-11	.364	48-74	.649	67	155	222	8.2	78-5	25	69	30	20	316	11.7

Single Game Highs

Statistic	Value	
Points	22	at Hawaii 12/22/23
Rebounds	19	vs Penn St. 12/16/23
Assists	3	vs Mississippi St. 11/28/23, at Georgia 12/05/23, at Miami (FL) 02/24/24
Steals	3	at Georgia 12/05/23
Blocks	4	vs Duke 12/02/23
FG Made	10	at Hawaii 12/22/23
FG Attempts	15	vs Notre Dame 01/09/24
3FG Made	1	4 times
3FG Attempts	2	vs Duke 12/02/23, vs Notre Dame 01/09/24
FT Made	6	vs Nevada 12/24/23
FT Attempts	8	at Florida St. 01/03/24

CAREER SUMMARIES

NICHOLS, Emmer

				Field Goals		3-Point		F-Throws		Rebounds				Scoring						
SEASON	TEAM	GP-GS	MIN/AVG	FG-FGA	FG%	3FG-3FGA	3FG%	FT-FTA	FT%	OFF	DEF	TOT	AVG	PF-FO	A	TO	BLK	STL	PTS	AVG
2023-24	GaTech	2-0	4/2.0	0-0	.000	0-0	.000	0-0	.000	1	3	4	2.0	0-0	0	0	0	0	0	0.0
TOTAL		2-0	4/2.0	0-0	.000	0-0	.000	0-0	.000	1	3	4	2.0	0-0	0	0	0	0	0	0.0

Single Game Highs

Statistic	Value
Rebounds	3 vs Alabama A&M 12/09/23

REEVES JR., Kowacie

				Field Goals		3-Point		F-Throws		Rebounds				Scoring						
SEASON	TEAM	GP-GS	MIN/AVG	FG-FGA	FG%	3FG-3FGA	3FG%	FT-FTA	FT%	OFF	DEF	TOT	AVG	PF-FO	A	TO	BLK	STL	PTS	AVG
2021-22	UF	29-10	451/15.6	50-132	.379	32-96	.333	27-36	.750	14	28	42	1.4	25-0	11	18	4	14	159	5.5
2022-23	UF	31-7	599/19.3	93-247	.377	34-130	.262	44-62	.710	12	70	82	2.6	42-1	17	34	6	17	264	8.5
2023-24	GaTech	30-30	884/29.5	106-255	.416	50-128	.391	40-48	.833	33	89	122	4.1	40-0	27	37	16	16	302	10.1
TOTAL FOR GaTech		30-30	884/29.5	106-255	.416	50-128	.391	40-48	.833	33	89	122	4.1	40-0	27	37	16	16	302	10.1
TOTAL		90-47	1934/21.5	249-634	.393	116-354	.328	111-146	.760	59	187	246	2.7	107-1	55	89	26	47	725	8.1

Single Game Highs

Statistic	Value
Points	21 vs Texas A&M 03/10/22
Rebounds	10 vs Alabama A&M 12/09/23
Assists	3 4 times
Steals	3 at Xavier 03/20/22, vs Ga. Southern 11/06/23
Blocks	3 at Cincinnati 11/22/23
FG Made	8 vs Florida A&M 11/30/22
FG Attempts	16 at Florida St. 01/03/24
3FG Made	5 at Clemson 01/16/24
3FG Attempts	8 4 times
FT Made	6 vs Texas A&M 03/10/22, vs Alabama A&M 12/09/23
FT Attempts	8 vs Texas A&M 03/10/22

CAREER SUMMARIES

SACKO, Ibrahima

				Field Goals		3-Point		F-Throws		Rebounds				Scoring						
SEASON	TEAM	GP-GS	MIN/AVG	FG-FGA	FG%	3FG-3FGA	3FG%	FT-FTA	FT%	OFF	DEF	TOT	AVG	PF-FO	A	TO	BLK	STL	PTS	AVG
2023-24	GaTech	20-3	227/11.4	18-38	.474	4-14	.286	3-10	.300	20	33	53	2.7	26-0	4	11	4	11	43	2.2
TOTAL		20-3	227/11.4	18-38	.474	4-14	.286	3-10	.300	20	33	53	2.7	26-0	4	11	4	11	43	2.2

Single Game Highs

Statistic	Value	
Points	13	at Notre Dame 02/14/24
Rebounds	8	vs UMass Lowell 11/14/23
Assists	1	4 times
Steals	3	vs UMass Lowell 11/14/23
Blocks	1	4 times
FG Made	6	at Notre Dame 02/14/24
FG Attempts	8	at Notre Dame 02/14/24
3FG Made	1	4 times
3FG Attempts	3	at Cincinnati 11/22/23
FT Made	2	vs Wake Forest 02/06/24
FT Attempts	2	4 times

SAN MIGUEL, Marcos

				Field Goals		3-Point		F-Throws		Rebounds				Scoring						
SEASON	TEAM	GP-GS	MIN/AVG	FG-FGA	FG%	3FG-3FGA	3FG%	FT-FTA	FT%	OFF	DEF	TOT	AVG	PF-FO	A	TO	BLK	STL	PTS	AVG
2023-24	GaTech	1-0	2/1.9	0-2	.000	0-1	.000	0-0	.000	1	0	1	1.0	0-0	0	1	0	0	0	0.0
TOTAL		1-0	2/1.9	0-2	.000	0-1	.000	0-0	.000	1	0	1	1.0	0-0	0	1	0	0	0	0.0

Single Game Highs

Statistic	Value	
Rebounds	1	vs Alabama A&M 12/09/23
FG Attempts	2	vs Alabama A&M 12/09/23
3FG Attempts	1	vs Alabama A&M 12/09/23

GAME NOTES

CAREER SUMMARIES

STURDIVANT, Kyle

SEASON	TEAM	GP-GS	MIN/AVG	Field Goals		3-Point		F-Throws		Rebounds				Scoring						
				FG-FGA	FG%	3FG-3FGA	3FG%	FT-FTA	FT%	OFF	DEF	TOT	AVG	PF-FO	A	TO	BLK	STL	PTS	AVG
2019-20	USC	21-0	175/8.3	16-46	.348	3-14	.214	8-9	.889	4	20	24	1.1	10-0	25	22	1	5	43	2.0
2020-21	GaTech	26-0	308/11.8	32-74	.432	8-22	.364	18-23	.783	2	22	24	0.9	27-0	27	17	2	6	90	3.5
2021-22	GaTech	32-28	808/25.2	89-216	.412	26-78	.333	39-50	.780	7	74	81	2.5	55-2	73	38	2	30	243	7.6
2022-23	GaTech	33-21	788/23.9	103-262	.393	36-112	.321	41-59	.695	7	69	76	2.3	60-0	110	53	3	24	283	8.6
2023-24	GaTech	30-0	606/20.2	86-208	.413	37-94	.394	56-64	.875	7	55	62	2.1	46-0	85	44	3	18	265	8.8
TOTAL FOR GaTech		121-49	2509/20.7	310-760	.408	107-306	.350	154-196	.786	23	220	243	2.0	188-2	295	152	10	78	881	7.3
TOTAL		142-49	2684/18.9	326-806	.404	110-320	.344	162-205	.790	27	240	267	1.9	198-2	320	174	11	83	924	6.5

Single Game Highs

Statistic	Value	
Points	21	vs Massachusetts 12/21/23
Rebounds	10	vs Boston College 01/06/24
Assists	10	vs Louisville 02/25/23
Steals	4	at Clemson 03/02/22
Blocks	1	11 times
FG Made	7	4 times
FG Attempts	16	at Louisville 02/01/23
3FG Made	4	vs North Carolina 01/30/24, vs Syracuse 02/17/24, vs Florida St. 03/02/24
3FG Attempts	9	at Louisville 02/01/23
FT Made	8	vs Massachusetts 12/21/23
FT Attempts	8	vs Clayton St. 11/07/22, vs Massachusetts 12/21/23

TERRY, Lance

SEASON	TEAM	GP-GS	MIN/AVG	Field Goals		3-Point		F-Throws		Rebounds				Scoring						
				FG-FGA	FG%	3FG-3FGA	3FG%	FT-FTA	FT%	OFF	DEF	TOT	AVG	PF-FO	A	TO	BLK	STL	PTS	AVG
2019-20	GW	15-0	161/10.7	18-49	.367	13-38	.342	4-7	.571	0	22	22	1.5	21-0	5	13	3	7	53	3.5
2020-21	GW	9-6	201/22.4	31-64	.484	18-41	.439	23-25	.920	3	15	18	2.0	22-0	5	8	1	5	103	11.4
2021-22	GW	31-31	972/31.4	158-344	.459	57-163	.350	69-85	.812	26	80	106	3.4	69-1	37	44	12	32	442	14.3
2022-23	GaTech	29-21	857/29.6	106-252	.421	47-121	.388	35-43	.814	15	67	82	2.8	59-2	36	27	6	18	294	10.1
TOTAL FOR GaTech		29-21	857/29.6	106-252	.421	47-121	.388	35-43	.814	15	67	82	2.8	59-2	36	27	6	18	294	10.1
TOTAL		84-58	2191/26.1	313-709	.441	135-363	.372	131-160	.819	44	184	228	2.7	171-3	83	92	22	62	892	10.6

Single Game Highs

Statistic	Value	
Points	26	at Hampton 12/30/20
Rebounds	7	4 times
Assists	4	at USC Upstate 02/26/22
Steals	3	at East Carolina 12/04/21, at Florida St. 01/07/23
Blocks	2	at UNLV 11/10/21, at N.C. Central 12/15/21, at Longwood 01/15/22
FG Made	8	7 times
FG Attempts	19	at Florida St. 12/21/20
3FG Made	7	at Syracuse 02/28/23
3FG Attempts	11	vs Louisville 02/25/23
FT Made	9	at Hampton 12/30/20
FT Attempts	9	at Hampton 12/30/20, at Campbell 02/09/22

2023-24 BOX SCORES

Official Basketball Box Score - Final													Game Time: 7:30 PM						
Ga. Southern at Georgia Tech													Game Duration: 2:01						
11/09/23 McCarrie Pavilion, Atlanta													Attendance: 3,414						
2023-24 Men's Basketball													Officials: Ron Groover, Jamie Rineau, Joe Switzer						
Ga. Southern - 62													Record: 0-1						
NO. Name	Min	FG	3P	FT	Rebounds	Fouls	TP	AS	TO	ST	Blocks	+/-	Shooting By Period						
1 Cam Bryant	F 20:50	3-8	1-3	1-1	0 2 2	4 3	8	1	5	1	0	0	-11	1st FG%	10-30	33.3%	3PT%	4-12	33.3%
10 Carlos Curry	F 14:49	3-5	2-2	1-2	1 3 4	4 1	9	0	3	0	2	0	-3	FT%	7-9	77.8%	2nd FG%	13-27	48.1%
25 Avantae Parker	F 22:15	2-4	0-1	1-2	0 0 0	4 3	5	0	1	0	0	0	-18	3PT%	3-10	30.0%	3rd FG%	2-4	50.0%
0 Malik Tidwell	G 38:44	2-10	0-5	1-2	1 2 3	1 1	5	4	2	1	0	0	-20	GMFG%	23-57	40.4%	FT%	2-4	50.0%
5 Derrick Harris Jr.	G 04:38	0-2	0-1	0-0	0 1 1	1 0	0	0	0	0	0	0	1	1st FG%	13-29	44.8%	3PT%	6-22	27.3%
11 Jamar Franklin	31:16	6-13	1-3	4-4	1 2 3	3 2	17	0	2	1	0	0	-16	FT%	10-13	76.9%	2nd FG%	10-13	76.9%
12 Tyren Moore	19:31	4-9	2-5	0-0	1 3 4	4 1	10	1	3	1	0	0	-15	GMFG%	23-57	40.4%	FT%	2-4	50.0%
14 Collin Kuhl	19:18	2-3	0-0	2-2	3 2 5	0 3	6	0	0	0	0	0	-7	Dead Ball Rebounds: 2, 1					
23 Nate Brafford	25:29	1-3	0-2	0-0	0 0 0	5 2	2	0	1	0	0	0	-19						
13 Eren Banks	03:10	0-0	0-0	0-0	0 0 0	0 0	0	0	0	0	0	0	-2						
Team					4 2 6	0	0	0	0	0	0	0							
Totals	23:57	6-22	10-13	11	22	33	23	14	62	6	18	5	2	4	-22				

Official Basketball Box Score - Final													Game Time: 7:30 PM						
Georgia Tech - 84													Game Duration: 2:14						
11/09/23 McCarrie Pavilion, Atlanta													Attendance: 3,414						
2023-24 Men's Basketball													Officials: Ron Groover, Jamie Rineau, Joe Switzer						
Georgia Tech - 84													Record: 0-1						
NO. Name	Min	FG	3P	FT	Rebounds	Fouls	TP	AS	TO	ST	Blocks	+/-	Shooting By Period						
5 Tafara Capare	F 15:55	1-6	0-1	0-0	1 0 1	2 0	2	0	1	1	3	1	-3	1st FG%	10-30	33.3%	3PT%	4-15	26.7%
12 Tyzhaun Claude	F 29:50	3-8	0-2	4-6	5 5 10	0 5	10	3	0	2	0	0	14	FT%	8-15	53.3%	2nd FG%	17-30	56.7%
13 Miles Kelly	G 30:29	9-18	4-9	3-5	2 3 5	3 5	25	3	2	2	0	0	17	3PT%	13-29	44.8%	3rd FG%	9-14	64.3%
14 Kowacie Reeves	G 32:42	4-7	3-5	4-4	1 2 3	1 1	5	3	2	3	1	0	14	GMFG%	27-60	45.0%	FT%	2-4	50.0%
24 Amaree Abram	G 16:39	1-4	1-3	2-4	0 2 2	1 1	5	2	3	0	0	0	2	1st FG%	13-29	44.8%	3PT%	6-22	27.3%
1 Kyle Sturdivant	27:43	3-5	2-3	0-0	0 4 4	2 0	8	6	1	1	0	0	25	FT%	10-13	76.9%	2nd FG%	10-13	76.9%
10 Ebenezer Dowuona	08:22	1-2	0-0	0-1	3 1 4	3 1	2	0	0	0	0	0	1	GMFG%	23-57	40.4%	FT%	2-4	50.0%
3 Dallan "Deebo" Coleman	25:49	5-7	3-5	4-7	2 0 0	2 5	17	0	0	0	0	0	25	Dead Ball Rebounds: 5, 2					
23 Ibrahim Sacko	12:31	0-3	0-1	0-0	2 2 4	2 0	0	0	2	1	0	0	15						
Team					1 3 4	0	0	2	0	0	0	0							
Totals	27:60	13-29	17-27	15	22	37	16	20	84	17	13	10	4	2	22				

Technical Fouls: Moore 1 st 5:49 Bryant 2 nd 14:40 Franklin 2 nd 1:19	
Biggest lead	6 (1 st 15:09)
Best Scoring Run	7 (1 st 15:09)
Lead Changes	13
Times Tied	6
Time with Lead	11:31

Technical Fouls: Kelly 1 st 5:49 Coleman 2 nd 1:19	
Points from Turnovers	11
Paint	30
Second Chance	13
Fast Breaks	4
Bench	35

Period by Period Scoring			
1st	2nd	TOT	
31	31	62	
GaTech	32	52	84

Official Basketball Box Score - Final													Game Time: 7:30 PM						
Howard at Georgia Tech													Game Duration: 2:14						
11/09/23 McCarrie Pavilion, Atlanta													Attendance: 3,002						
2023-24 Men's Basketball													Officials: Tod Valentine, Tony Henderson, Michael Roberts						
Howard - 85													Record: 1-1						
NO. Name	Min	FG	3P	FT	Rebounds	Fouls	TP	AS	TO	ST	Blocks	+/-	Shooting By Period						
2 Dom Campbell	F 18:23	2-6	0-0	0-0	3 1 4	5 1	4	0	1	0	0	0	-1	1st FG%	18-31	58.1%	3PT%	3-9	33.3%
22 Shy Odum	F 37:10	9-17	0-2	4-6	1 6 7	2 4	22	4	3	1	3	1	-5	FT%	8-16	50%	2nd FG%	12-29	41.4%
0 Marcus Dockery	G 34:44	3-13	1-8	0-0	1 4 5	1 2	7	4	2	0	0	0	1	3PT%	11-19	57.9%	3rd FG%	1-2	50.0%
3 Isiah Warfield	G 31:09	2-3	1-2	4-5	1 6 7	1 3	9	0	3	2	0	0	-2	GMFG%	30-60	50.0%	FT%	1-2	50.0%
34 Bryce Harris	G 30:35	7-11	0-3	3-6	5 3 8	5 4	17	2	2	0	3	0	1	1st FG%	13-29	44.8%	3PT%	6-22	27.3%
4 Miles Stewart	05:38	0-0	0-0	1-2	0 1 1	1 1	1	0	0	0	0	0	5	FT%	10-13	76.9%	2nd FG%	10-13	76.9%
30 Joshua Strong	28:16	5-8	3-5	5-7	0 2 2	1 3	18	1	1	0	0	0	-8	GMFG%	23-57	40.4%	FT%	2-4	50.0%
23 Jordan Hairston	14:05	2-2	1-1	2-2	0 2 2	3 1	7	0	1	1	0	0	-6	Dead Ball Rebounds: 7, 1					
Team					0 1 1	0	0	0	0	0	0	0							
Totals	30:60	6-21	19-28	11	26	37	19	19	85	11	14	5	6	3	-3				

Official Basketball Box Score - Final													Game Time: 7:30 PM						
Georgia Tech - 88													Game Duration: 2:11						
11/09/23 McCarrie Pavilion, Atlanta													Attendance: 3,414						
2023-24 Men's Basketball													Officials: Tod Valentine, Tony Henderson, Michael Roberts						
Georgia Tech - 88													Record: 2-0						
NO. Name	Min	FG	3P	FT	Rebounds	Fouls	TP	AS	TO	ST	Blocks	+/-	Shooting By Period						
5 Tafara Capare	F 09:37	0-2	0-0	0-0	0 2 2	3 0	0	0	1	1	0	0	-4	1st FG%	17-42	40.5%	3PT%	2-9	22.2%
12 Tyzhaun Claude	F 27:32	8-15	1-2	2-4	3 3 6	5 2	19	3	1	1	0	0	9	FT%	8-16	50%	2nd FG%	17-35	48.6%
13 Miles Kelly	G 35:15	9-24	1-5	8-13	4 2 6	1 8	27	2	0	1	0	2	7	3PT%	2-9	22.2%	3rd FG%	11-19	57.9%
14 Kowacie Reeves	G 35:04	6-10	1-4	2-3	3 4 7	0 3	15	2	1	1	1	0	6	GMFG%	34-77	44.2%	FT%	4-18	22.2%
24 Amaree Abram	G 20:23	2-8	0-2	2-3	2 2 4	1 2	6	3	1	1	0	0	1	1st FG%	13-29	44.8%	3PT%	6-22	27.3%
1 Kyle Sturdivant	22:08	5-12	0-1	1-1	1 1 2	3 1	11	2	0	0	0	0	4	FT%	10-13	76.9%	2nd FG%	10-13	76.9%
3 Dallan "Deebo" Coleman	28:16	3-5	1-2	0-1	1 3 4	3 1	7	0	0	1	0	0	1	GMFG%	27-60	45.0%	FT%	2-4	50.0%
10 Ebenezer Dowuona	05:54	1-1	0-0	0-0	1 0 1	1 0	2	0	0	0	0	0	-2	Dead Ball Rebounds: 5, 0					
4 Carter Murphy	02:59	0-0	0-0	0-0	0 0 0	1 0	1	0	0	0	0	0	-2						
23 Ibrahim Sacko	12:52	0-0	0-0	1-2	0 3 3	2 0	1	0	1	0	0	0	-5						
Team					7 1 8	0	0	0	0	0	0	0							
Totals	34:77	4-16	16-27	22	21	43	19	88	12	7	6	3	6	3	-3				

Technical Fouls: NONE	
Biggest lead	14 (2 nd 16:55)
Best Scoring Run	11 (2 nd 17:55)
Lead Changes	8
Times Tied	5
Time with Lead	30:31

Period by Period Scoring		
1st	2nd	TOT
6	17	23
46	50	96
11	16	27
12	13	25
26	21	47

Official Basketball Box Score - Final													Game Time: 7:30 PM						
UMass Lowell at Georgia Tech													Game Duration: 2:10						
11/14/23 McCarrie Pavilion, Atlanta													Attendance: 3,778						
2023-24 Men's Basketball													Officials: Jamie Luckie, Raymie Syons, Kellen Mirer						
UMass Lowell - 74													Record: 3-0						
NO. Name	Min	FG	3P	FT	Rebounds	Fouls	TP	AS	TO	ST	Blocks	+/-	Shooting By Period						
10 Max Brooks	F 27:22	2-7	0-0	1-2	2 7 9	4 2	5	2	1	4	2	15	1st FG%	11-34	32.4%	3PT%	0-8	0.0%	
12 Abdoul Karim Coulibaly	F 23:10	7-12	0-0	2-2	4 5 9	4 3	16	0	0	1	0	0	15	FT%	1-3	33.3%	2nd FG%	17-33	51.5%
1 Brayden O'Connor	G 36:25	6-9	1-3	5-6	0 5 5	1 4	18	0	1	2	2	0	9	3PT%	2-7	28.6%	3rd FG%	2-7	28.6%
2 Ayinde Hikim	G 36:40	9-24	1-5	5-5	0 3 3	2 6	24	3	1	1	0	0	10	FT%	15-16	93.8%	GMFG%	28-67	41.8%
4 Yuri Covington	G 15:26	0-2	0-0	0-0	0 0 0	1 0	0	0	0	0	0	0	-14	1st FG%	11-34	32.4%	3PT%	2-7	28.6%
5 Anthony Maxwell	13:15	0-3	0-1	0-0	0 1 1	2 2	0	0	0	0	0	0	-14	FT%	1-3	33.3%	2nd FG%	17-33	51.5%
23 Cam Morris II	21:10	3-5	0-0	1-1	3 4 7	3 2	7	2	3	0	0	0	-12	3PT%	2-7	28.6%	3rd FG%	2-7	28.6%
11 Andres Fulgencio	18:14	0-2	0-2	2-2	0 3 3	2 1	2	2	0	1	0	0	-1	GMFG%	28-67	41.8%	FT%	16-19	84.2%
3 Quinton Mincey	08:18	1-3	0-2	0-1	2 1 3	1 1	2	0	1	0	0	0	-12	Dead Ball Rebounds: 2, 1					
Team					2 0 2	0	0	1	0	0	0	0							
Totals	28:67	2-15</																	

2023-24 BOX SCORES

Official Basketball Box Score - Final													Game Time: 7:00 PM		
Mississippi St. at Georgia Tech													Game Duration: 1:56		
11/29/23 McCamish Pavilion, Atlanta													Attendance: 3,913		
2023-24 Men's Basketball													Officials: Jamie Luckie, Lee Cassell, Tony Henderson		
Mississippi St. - 59													Record: 6-1		
NO. Name	Min	FG	3P	FT	Rebounds	Fouls	TP	AS	TO	ST	Blocks	+/-	Shooting By Period		
0 D.J. Jeffries	F 32:57	4-9	1-5	1-1	1 5 6 3	1 10	0	1	2	0	0	0	1	1st FG% 10-33 30.3%	
4 Cameron Matthews	F 30:15	1-3	0-1	0-2	3 3 6 5	1 2	1	2	1	1	0	-2	2nd FG% 2-10 20.0%		
15 Jerry Bell Jr.	F 28:19	2-4	0-0	2-3	4 9 13	3 5	6	2	1	1	0	-1	3rd FG% 5-20 25.0%		
10 Dashawn Davis	G 22:29	3-10	1-4	5-6	1 2 3 3	7 12	1	4	3	0	0	-6	GM FG% 10-32 31.3%		
11 Trey Fort	G 12:11	2-10	1-4	0-0	1 0 1 1	1 0 5	0	1	1	0	0	-5	3PT% 8-11 72.7%		
13 Josh Hubbard	30:06	6-18	3-10	2-2	0 4 4 1	2 17	1	0	0	0	2	-1	GM FG% 20-65 30.8%		
3 Shakeel Moore	15:57	1-5	0-1	2-2	1 2 3 0	2 4	0	2	0	0	2	-5	3PT% 7-30 23.3%		
5 Shawn Jones, Jr.	23:06	1-6	1-5	0-0	2 1 3 3	1 3	0	0	0	1	0	3	FT% 12-16 75.0%		
34 Gai Chol	02:25	0-0	0-0	0-0	0 0 0 0	1 0	0	0	0	0	0	1	Dead Ball Rebounds: 2, 1		
12 KeShawn Murphy	02:15	0-0	0-0	0-0	0 0 0 0	0 0	0	0	0	0	0	-7			
Team					1 3 4	0	0	2							
Totals		20-65	7-30	12-16	14 29 43	19 20	59	5	13	8	2	5	-8		
Technical Fouls: NONE															

Official Basketball Box Score - Final													Game Time: 7:00 PM		
Georgia Tech - 67													Game Duration: 1:56		
11/29/23 McCamish Pavilion, Atlanta													Attendance: 3,913		
2023-24 Men's Basketball													Officials: Jamie Luckie, Lee Cassell, Tony Henderson		
Georgia Tech - 67													Record: 3-2		
NO. Name	Min	FG	3P	FT	Rebounds	Fouls	TP	AS	TO	ST	Blocks	+/-	Shooting By Period		
11 Baye Ndongo	F 18:19	1-7	0-1	0-0	3 3 6 3	0 2	3	1	2	1	0	1	1st FG% 14-29 48.3%		
10 Ebenezer Dowuona	C 18:16	1-1	0-0	0-0	1 1 2 2	0 2	0	1	1	1	0	0	3PT% 6-15 40.0%		
2 Nathaniel George	G 31:46	4-10	0-3	3-5	1 1 2 2	3 11	1	0	3	0	1	0	FT% 7-7 100%		
13 Miles Kelly	G 34:22	5-16	4-9	8-10	3 9 12	3 7	22	1	2	0	0	1	2nd FG% 5-7 71.4%		
14 Kwaciacie Reeves	G 32:44	2-10	0-3	2-2	1 5 6 2	3 3	6	1	1	0	1	0	3PT% 2-12 16.7%		
1 Kyle Sturdivant	12:08	4-7	1-2	3-4	1 2 3 3	2 12	0	3	2	0	0	1	FT% 12-16 75%		
3 Dallan "Deebo" Coleman	28:10	2-7	2-7	0-0	1 3 4 1	2 6	2	0	0	0	1	1	GM FG% 21-61 34.4%		
12 Tyzhaun Claude	08:31	0-1	0-1	1-2	0 1 1 3	1 1	0	0	0	0	0	0	3PT% 8-27 29.6%		
23 Ibrahim Sacko	11:31	1-1	0-0	0-0	0 3 3 0	1 2	0	0	2	1	0	-3	FT% 17-23 73.9%		
4 Carter Murphy	04:28	1-1	1-1	0-0	0 1 1 1	0 0	0	0	0	0	0	2	Dead Ball Rebounds: 4, 0		
Team					1 2 3	0	0	1							
Totals		21-61	8-27	17-23	12 33 45	20 19	67	8	12	7	5	2	-8		
Technical Fouls: NONE															

MissSt		GaTech		Points from Turnovers		MissSt		GaTech		Period by Period Scoring			
Biggest lead	0 (1st 20:00)	16 (2nd 14:16)	Points from Turnovers	5	16	1st	2nd	TOT	MissSt	26	33	59	
Best Scoring Run	8 (2nd 2:44)	9 (2nd 18:29)	Paint	26	20	MissSt	26	33	59	GaTech	39	28	67
Lead Changes	0	0	Second Chance	13	5	Fast Breaks	8	8	Time Tied	5	0	5	
Times Tied	2	0	Bench	24	24	Time with Lead	00:00	38:01					

Official Basketball Box Score - Final													Game Time: 8:00 PM		
Duke at Georgia Tech													Game Duration: 2:11		
11/29/23 McCamish Pavilion, Atlanta													Attendance: 7,708		
2023-24 Men's Basketball													Officials: Ron Gowen, Timmy Norberg, Brian O'Connell		
Duke - 88													Record: 23-9-2		
NO. Name	Min	FG	3P	FT	Rebounds	Fouls	TP	AS	TO	ST	Blocks	+/-	Shooting By Period		
15 Ryan Young	C 11:57	1-4	0-0	0-0	2 1 3 0	0 2	1	1	0	0	1	-13	1st FG% 13-35 37.1%		
30 Kyle Filkowski	C 35:10	4-9	0-3	4-6	3 6 9 1	5 12	5	0	1	4	1	-8	3PT% 2-10 20.0%		
0 Jared McCain	G 20:26	3-10	0-3	0-0	1 2 3 2	0 6	0	0	0	0	2	-6	FT% 9-14 64.3%		
3 Jeremy Roach	G 40:00	6-12	2-3	6-7	2 6 8 4	3 20	4	2	2	0	2	-4	GM FG% 24-56 42.9%		
5 Tyrese Proctor	G 01:16	0-1	0-0	0-0	0 0 0 0	0 0	0	0	0	0	0	-1	3PT% 4-16 25.0%		
1 Caleb Foster	35:56	5-8	1-2	1-4	0 1 1 2	2 12	1	1	2	1	0	-2	FT% 12-20 60.0%		
25 Mark Mitchell	27:54	5-11	0-1	1-3	3 1 4 4	2 11	0	1	1	1	0	17	Dead Ball Rebounds: 4, 0		
12 TJ Power	16:16	1-2	1-2	0-0	0 2 2 1	0 3	0	0	0	0	0	11			
2 Jaylen Blakes	08:58	1-5	0-2	0-0	0 0 0 0	1 0	2	0	0	1	0	0			
13 Sean Stewart	02:07	0-0	0-0	0-0	0 0 0 0	0 0	0	0	0	1	0	-3			
Team					2 1 3	0	0	0							
Totals		26-62	4-16	12-20	13 20 33	15 12	68	11	6	8	5	8	-4		
Technical Fouls: NONE															

Official Basketball Box Score - Final													Game Time: 8:00 PM		
Georgia Tech - 78													Game Duration: 2:11		
11/29/23 McCamish Pavilion, Atlanta													Attendance: 7,708		
2023-24 Men's Basketball													Officials: Ron Gowen, Timmy Norberg, Brian O'Connell		
Georgia Tech - 78													Record: 4-8 (0-8)		
NO. Name	Min	FG	3P	FT	Rebounds	Fouls	TP	AS	TO	ST	Blocks	+/-	Shooting By Period		
11 Baye Ndongo	F 25:33	9-11	1-2	2-3	0 5 5 2	3 21	2	1	1	4	0	14	1st FG% 19-28 67.9%		
10 Ebenezer Dowuona	C 20:44	1-1	0-0	0-0	1 2 3 3	1 2	0	1	0	1	0	14	3PT% 6-14 42.9%		
2 Nathaniel George	G 28:13	1-6	0-4	0-1	0 1 1 2	2 9	3	0	0	0	0	0	FT% 3-4 75%		
13 Miles Kelly	G 36:09	5-13	2-8	4-4	1 6 7 1	3 16	2	2	0	1	2	8	2nd FG% 14-25 56.0%		
14 Kwaciacie Reeves	G 33:15	5-7	4-5	0-0	1 3 4 1	0 14	0	2	0	0	0	8	3PT% 1-9 11.1%		
23 Ibrahim Sacko	02:17	1-1	0-0	0-0	0 0 0 0	2 0	0	0	0	1	0	0	GM FG% 8-9 88.9%		
3 Dallan "Deebo" Coleman	20:57	2-4	0-1	1-1	0 3 3 1	1 5	1	0	0	1	1	-11	GM FG% 27-53 50.9%		
1 Kyle Sturdivant	13:44	1-4	0-2	4-4	0 0 0 0	3 6	4	2	0	0	0	-7	3PT% 7-23 30.4%		
12 Tyzhaun Claude	16:14	2-6	0-1	0-0	1 7 8 0	1 4	1	0	0	0	2	-13	FT% 11-13 84.6%		
4 Carter Murphy	01:54	0-0	0-0	0-0	0 0 0 0	0 0	0	0	0	0	0	-3	Dead Ball Rebounds: 2, 0		
Team					2 0 2	0	0	1							
Totals		27-53	7-23	11-13	6 27 33	12 14	72	19	12	1	8	5	4		
Technical Fouls: NONE															

Duke		GaTech		Points from Turnovers		MissSt		GaTech		Period by Period Scoring			
Biggest lead	4 (2nd 2:22)	11 (1st 16:11)	Turnovers	17	2	1st	2nd	TOT	MissSt	31	37	68	
Best Scoring Run	6 (1st 6:55)	12 (1st 16:25)	Paint	36	32	MissSt	31	37	68	GaTech	35	37	72
Lead Changes	5	0	Second Chance	17	0	Fast Breaks	6	6	Time Tied	5	0	5	
Times Tied	5	0	Bench	28	17	Time with Lead	01:38	34:40					

Official Basketball Box Score - Final													Game Time: 7:31 PM		
Georgia Tech at Georgia													Game Duration: 1:56		
12/05/23 Sigman Coleman Arena, Athens													Attendance: 9,017		
2023-24 Men's Basketball													Officials: Pat Adams, Steven Anderson, Jerry Heater		
Georgia Tech - 62													Record: 4-3		
NO. Name	Min	FG	3P	FT	Rebounds	Fouls	TP	AS	TO	ST	Blocks	+/-	Shooting By Period		
11 Baye Ndongo	F 24:20	4-12	0-0	0-0	5 6 11 3	2 8	3	4	3	3	0	-11	1st FG% 9-34 26.5%		
10 Ebenezer Dowuona	C 08:02	0-1	0-0	0-0	1 0 1 0	0 0	0	1	0	0	0	-6	3PT% 2-12 16.7%		
2 Nathaniel George	G 26:36	2-9	1-5	0-0	0 5 5 3	3 5	1	0	0	0	0	-16	FT% 0-0 0%		
13 Miles Kelly	G 31:42	4-15	2-8	2-2	1 6 7 2	2 12	4	2	1	0	1	-15	2nd FG% 15-41 36.6%		
14 Kwaciacie Reeves	G 27:51	5-10	2-5	0-0	1 2 3 0	0 12	0	0	0	0	1	-2	FT% 6-13 46.2%		
3 Dallan "Deebo" Coleman	27:53	3-12	2-6	0-0	2 2 4 2	0 8	2	0	1	0	1	-11	GM FG% 24-75 32.0%		
1 Kyle Sturdivant	13:24	1-4	1-1	0-0	0 0 0 0	3 3	0	1	0	0	0	2	3PT% 8-27 29.6%		
12 Tyzhaun Claude	10:54	1-4	0-0	3-6	2 2 4 2	3 5	1	1	0	0	0	2	FT% 6-13 46.2%		
23 Ibrahim Sacko	09:33	1-3	0-1	0-2	2 1 3 1	1 2	1	0	1	0	1	-6	Dead Ball Rebounds: 4, 2		
4 Carter Murphy	02:05	0-0	0-0	0-0	0 0 0 0	0 0	0	0	0	0	0	-2			
5 Tafara Gapare	17:40	3-5	0-1	1-3	1 1 2 3	3 7	0	0	0	2	0	-5			
Team					2 1 3	0	0	0							
Totals		24-75	8-27	6-13	17 26 43	18 14	62	15	8	7	5	4	-14		
Technical Fouls: NONE															

Official Basketball Box Score - Final													Game Time: 7:31 PM		
Georgia - 76													Game Duration: 1:56		
12/05/23 Sigman Coleman Arena, Athens													Attendance: 9,017		
2023-24 Men's Basketball													Officials: Pat Adams, Steven Anderson, Jerry Heater		
Georgia - 76													Record: 6-3		
NO. Name	Min	FG	3P	FT	Rebounds	Fouls	TP	AS	TO	ST	Blocks	+/-	Shooting By Period		
12 Matthew Alexander Moncrieffe	F 06:33	0-1	0-0	0-0	0 1 1 2	0 0	1	1	0	1	0	1	1st FG% 14-35 40.0%		
54 Russel Tchewa	C 30:14	2-5	0-1	3-4	2 7 9 4	2 7	3	2	1	0	0	7	3PT% 4-17 23.5%		
1 Jabari Abdur-Rahim	G 27:43	5-9	1-3	1-1	1 7 8 1	1 12	0	1	0	0	0	0	FT% 4-6 66.7%		
3 Noah Thomasson	G 27:17														

2023-24 BOX SCORES

Official Basketball Box Score - Final															Game Time: 12:00 PM	
Georgia Tech at Penn St.															Game Duration: 2:25	
12/16/23 Madison Square Garden, New York															2023-24 Men's Basketball	
Georgia Tech - 82															Record: 6-3	
Officials: Bill Ek, Todd Austin, Tommy Morissey																
NO. Name	Min	FG	3P	FT	Rebounds	Fouls	TP	AS	TO	ST	Blocks	BS	BA	+/-	Shooting By Period	
11 Baye Ndongo	F 34:58	5-7	0-0	2-3	4 15 19	3 5 12	1	0	0	1	0	0	1	0	1st FG% 16.33 48.5%	
10 Ebenezer Dowuona	C 10:22	1-4	0-0	0-0	2 1 3	1 0 2	1	1	0	0	1	0	0	1	3PT% 3-12 25.0%	
2 Nathanael George	G 33:15	4-6	0-0	0-0	2 1 3	1 0 8	3	1	0	0	0	0	0	0	FT% 4-7 57.1%	
13 Miles Kelly	G 37:02	3-13	0-7	4-6	3 2 5	3 4 10	6	2	2	0	0	0	0	0	2nd FG% 13.30 43.3%	
14 Kowacie Reeves	G 31:52	5-12	1-5	4-6	1 4 5	1 4 15	0	0	0	0	1	1	0	0	3PT% 2-8 25.0%	
1 Kyle Sturdivant	14:09	4-6	0-0	0-0	2 2 2	1 0 8	3	5	0	0	0	0	0	0	OT FG% 3-8 37.5%	
3 Dallan "Deebo" Coleman	23:59	2-4	1-3	0-0	3 2 5	3 2 5	3	0	0	1	0	0	1	0	3PT% 0-2 0.0%	
5 Tafara Gapare	28:36	7-16	3-6	3-4	2 4 6	2 3 20	0	1	0	1	0	1	0	1	FT% 4-4 100%	
12 Tyzhaun Claude	06:49	1-2	0-0	0-0	2 0 2	1 0 2	1	0	1	1	0	1	1	2	OT FG% 0-2 0.0%	
24 Amaree Abram	03:58	0-1	0-1	0-0	0 0 0	0 0 0	2	0	0	0	0	0	0	0	GM FG% 32.71 45.1%	
Team					3 3 6										3PT% 5-22 22.7%	
Totals		32-71	5-22	13-19	20 34 54	16 18 82	25	17	3	5	3	1	1	1	FT% 13-19 68.4%	

Penn St. - 81															Record: 5-6	
Technical Fouls: NONE																
NO. Name	Min	FG	3P	FT	Rebounds	Fouls	TP	AS	TO	ST	Blocks	BS	BA	+/-	Shooting By Period	
22 Qudus Wahab	F 34:22	1-6	0-0	4-6	3 7 10	2 5 6	1	0	1	2	1	1	2	1	1st FG% 12-27 44.4%	
24 Zach Hicks	F 14:03	0-1	0-1	0-0	0 0 0	1 0 0	1	0	0	0	0	0	0	0	3PT% 6-14 42.9%	
0 Kanye Clary	G 38:06	10-19	2-3	1-1	1 6 7	1 2 23	3	2	1	0	0	0	0	0	FT% 7-9 77.8%	
1 Ace Baldwin Jr.	G 43:27	7-16	4-8	0-2	1 0 1	2 4 18	7	2	4	0	2	2	2	2	2nd FG% 13-35 37.1%	
4 Puff Johnson	G 33:24	6-16	3-12	0-0	1 3 4	1 4 15	0	0	2	0	1	1	3	1	3PT% 5-14 35.7%	
2 D'Marco Dunn	29:32	5-12	3-7	4-6	2 1 3	0 3 17	3	1	2	0	1	0	1	0	OT FG% 4-8 50%	
3 Nick Kern	11:26	0-0	0-0	2-2	0 0 0	3 1 2	0	0	1	3	0	0	0	0	3PT% 1-2 50.0%	
11 Leo O'Boyle	13:04	0-1	0-1	0-0	1 0 1	1 0 0	0	0	0	0	0	0	0	0	FT% 0-0 0%	
14 Demetrius Lilley	05:59	0-2	0-0	0-0	1 0 1	1 0 0	0	0	0	0	0	0	0	0	GM FG% 29-74 39.2%	
21 RayQuandris Mitchell	01:37	0-1	0-1	0-0	0 0 0	0 0 0	0	0	0	0	0	0	0	0	3PT% 12-33 36.4%	
Team					4 1 5										FT% 11-17 64.7%	
Totals		29-74	12-33	11-17	14 18 32	16 81	15	6	13	3	5	1	1	1	Deaf Ball Rebounds: 3.0	

Biggest lead		Points from Turnovers		Paint		Second Chance		Fast Breaks		Bench		
GT	PSU	GT	PSU	GT	PSU	GT	PSU	GT	PSU	GT	PSU	
10 (2nd 8:38)	5 (1st 17:52)	9	27	42	28	24	20	4	10	35	19	
Best Scoring Run	9 (2nd 13:51)	8 (2nd 1:19)	1st 2nd OTI TOT	39	33	10	82	37	35	9	81	
Lead Changes	11	PSU		37 35 9 81								
Times Tied	10											
Time with Lead	22:02	14:39										

Official Basketball Box Score - Final															Game Time: 4:00 PM	
Georgia Tech at Massachusetts															Game Duration: 2:10	
12/21/23 SimpliFi Arena at Stan Sheriff Center, Honolulu															2023-24 Men's Basketball	
Georgia Tech - 73															Record: 7-3	
Officials: Tony Padilla, Chris Beaver, Tommy Nunes																
NO. Name	Min	FG	3P	FT	Rebounds	Fouls	TP	AS	TO	ST	Blocks	BS	BA	+/-	Shooting By Period	
11 Baye Ndongo	F 29:32	6-6	0-0	0-1	3 5 8	3 1 12	0	5	0	2	0	0	0	0	1st FG% 13-27 48.1%	
10 Ebenezer Dowuona	C 06:02	0-0	0-0	0-0	0 0 0	1 0 0	0	0	0	0	0	0	0	0	3PT% 3-11 27.3%	
2 Nathanael George	G 20:59	3-3	1-1	2-2	0 2 2	3 1 9	5	3	0	0	0	0	0	0	FT% 2-9 22.2%	
13 Miles Kelly	G 26:44	2-11	0-6	3-3	0 6 6	1 4 7	7	1	1	0	1	0	0	0	2nd FG% 12-24 50.0%	
14 Kowacie Reeves	G 26:36	3-10	0-2	3-5	0 4 4	2 3 9	1	2	0	0	1	4	1	4	3PT% 2-6 33.3%	
23 Ibrahima Sacko	09:08	1-2	1-1	0-0	2 1 3	3 0 3	0	3	0	0	0	0	0	0	FT% 10-13 76.9%	
1 Kyle Sturdivant	26:56	6-10	1-3	8-8	1 2 3	0 5 21	0	2	3	0	0	0	0	0	GM FG% 25-51 49.0%	
3 Dallan "Deebo" Coleman	24:49	4-8	2-4	2-2	1 1 2	1 6 12	0	3	1	0	1	0	1	2	3PT% 5-17 29.4%	
12 Tyzhaun Claude	23:14	0-0	0-0	0-0	2 7 9	2 0 0	0	0	0	0	0	0	0	0	FT% 18-21 85.7%	
5 Tafara Gapare	06:00	0-1	0-0	0-0	0 0 0	0 0 0	0	1	0	0	0	0	2	0	Deaf Ball Rebounds: 1.0	
Team					1 4 5											
Totals		25-51	5-17	18-21	10 32 42	16 20	73	7	21	6	5	3	3	3	Technical Fouls: NONE	

Massachusetts - 70															Record: 6-3	
Technical Fouls: NONE																
NO. Name	Min	FG	3P	FT	Rebounds	Fouls	TP	AS	TO	ST	Blocks	BS	BA	+/-	Shooting By Period	
23 Josh Cohen	F 32:56	4-9	0-1	2-6	1 2 3	3 5 10	2	2	0	1	1	1	1	1	1st FG% 12-34 35.3%	
33 Matt Cross	F 32:34	8-15	3-9	2-2	6 3 9	4 1 17	2	4	4	1	2	7	2	7	3PT% 5-17 29.4%	
3 Rashod Diggins	G 32:59	5-16	5-10	0-2	1 3 4	3 1 15	0	1	4	0	0	0	0	0	FT% 2-9 22.2%	
5 Keon Thompson	G 31:56	3-7	0-2	1-2	1 4 5	2 3 7	4	1	2	1	0	0	0	0	2nd FG% 14-33 42.4%	
3 Keon Ndjigue	G 25:48	5-8	1-2	0-2	2 2 4	3 4 11	1	1	5	0	0	0	0	0	3PT% 5-14 35.7%	
4 Robert Davis Jr.	10:25	1-4	1-3	3-3	0 0 0	2 1 6	0	0	0	0	1	0	1	0	FT% 6-10 60%	
1 Daniel Hanks-Santford	17:23	1-3	0-1	0-0	1 1 2	2 0 2	0	0	0	0	0	0	0	0	GM FG% 26-67 38.8%	
2 Jaylen Curry	10:10	1-4	0-2	0-0	0 0 0	1 0 0	2	1	1	1	0	0	0	0	3PT% 10-31 32.3%	
10 Marqui Worthy	05:49	0-1	0-1	0-2	0 0 0	0 1 0	0	1	1	0	0	0	0	0	FT% 8-19 42.1%	
Team					3 3 6										Deaf Ball Rebounds: 5.0	
Totals		26-67	10-31	8-19	15 18 33	20 16	70	11	11	16	3	5	3	3	Technical Fouls: NONE	

Biggest lead		Points from Turnovers		Paint		Second Chance		Fast Breaks		Bench		
GaTech	UMass	GaTech	UMass	GaTech	UMass	GaTech	UMass	GaTech	UMass	GaTech	UMass	
8 (2nd 9:46)	11 (2nd 13:14)	12	23	28	24	12	17	23	11	37	36	
Best Scoring Run	9 (2nd 9:23)	12 (2nd 16:49)	1st 2nd OTI TOT	43	30	73						
Lead Changes	4	PSU		37 36 70								
Times Tied	4											
Time with Lead	08:20	29:50										

Official Basketball Box Score - Final															Game Time: 6:00 PM	
Georgia Tech at Hawaii															Game Duration: 1:58	
12/22/23 SimpliFi Arena at Stan Sheriff Center, Honolulu															2023-24 Men's Basketball	
Georgia Tech - 73															Record: 8-3	
Officials: Marques Pettigrew, Nate Harris, Bart Lenox																
NO. Name	Min	FG	3P	FT	Rebounds	Fouls	TP	AS	TO	ST	Blocks	BS	BA	+/-	Shooting By Period	
5 Tafara Gapare	F 29:01	4-8	0-2	1-2	3 4 7	4 1 9	0	0	1	0	4	0	3	3	1st FG% 18-31 58.1%	
11 Baye Ndongo	F 29:39	10-12	0-1	2-2	6 6 12	5 3 22	0	0	0	1	0	0	0	6	3PT% 4-9 44.4%	
2 Nathanael George	G 31:40	4-12	2-6	4-6	1 1 2	2 5 14	3	1	0	0	0	0	0	2	FT% 3-4 75%	
13 Miles Kelly	G 32:43	5-11	1-3	3-4	1 4 5	1 4 14	3	1	0	0	0	0	0	9	2nd FG% 11-32 34.4%	
14 Kowacie Reeves	G 32:55	3-7	1-1	0-0	1 4 5	0 7 0	1	0	0	0	1	1	1	1	3PT% 1-8 12.5%	
1 Kyle Sturdivant	16:12	2-7	1-1	0-0	0 3 3	0 1 5	2	0	0	0	0	0	0	2	FT% 7-11 63.9%	
3 Dallan "Deebo" Coleman	15:05	0-4	0-3	0-1	1 3 4	2 1 0	0	0	0	0	0	0	0	0	GM FG% 29-63 46.0%	
12 Tyzhaun Claude	12:45	1-2	0-0	0-0	1 4 5	3 1 2	0	2	0	0	1	0	1	0	3PT% 5-17 29.4%	
Team					1 2 3										FT% 10-15 66.7%	
Totals		29-63	5-17	10-15	15 31 46	17 16	73	11	9	2	4	2	5	1	Deaf Ball Rebounds: 3.2	

Hawaii - 68															Record: 8-3	
Technical Fouls: NONE																
NO. Name	Min	FG	3P	FT	Rebounds	Fouls	TP	AS	TO	ST	Blocks	BS	BA	+/-	Shooting By Period	
1 Justin McKoy	F 32:50	4-7	2-4	1-2	2 5 7	3 1 11	1	1	1	0	0	0	0	0	1st FG% 10-29 34.5%	
5 Bernardo Da Silva	F 30:49	5-9	0-0	7-10	3 2 5	3 6 17	1	1	1	0	0	2	0	0	3PT% 4-15 26.7%	
3 Jovon McClanahan	C 36:23	6-16	2-6	5-8	0 3 3	3 5 19	8	1</								



2023-24 BOX SCORES

Georgia Tech at Florida State															Game Time: 7:00 PM	
Official Basketball Box Score - Final															Game Duration: 2:14	
2023-24 Men's Basketball															Attendance: 4,248	
Georgia Tech - 71															Record: 8-5 (1-1)	
Officials: Bert Smith, John Galfrey, Matt Potter																
NO. Name	Min	FG	3P	FT	Rebounds	Fouls	TP	AS	TO	ST	Blocks	BS	BA	+/-	Shooting By Period	
11 Baye Ndongo	F 33:52	3-5	0-1	4-8	3 6 9	4 8	10	0	3	1	1	0	0	-13	1st FG% 8-30 26.7%	
23 Ibrahim Sacko	F 07:44	0-1	0-1	0-0	0 0 0	2 0	0	0	1	0	0	0	0	-1	3PT% 1-4 7.1%	
2 Nathaniel George	G 25:42	2-8	0-4	3-5	1 3 4	1 4	7	3	1	1	0	0	0	-6	FT% 2-4 50%	
13 Miles Kelly	G 31:14	7-15	3-6	3-5	1 5 6	3 4	20	0	2	0	0	0	0	-7	2nd FG% 17-29 58.6%	
14 Kwacacie Reeves	G 33:48	7-16	3-7	1-2	2 4 6	2 2	18	2	1	1	1	1	1	-10	3PT% 6-12 50.0%	
5 Tafara Gapare	15:09	1-3	0-2	0-2	0 0 0	0 0	2	1	1	0	0	0	0	-10	FT% 12-22 54.5%	
1 Kyle Sturdivant	26:49	1-5	0-2	3-4	0 1 1	2 3	5	5	0	0	0	0	0	-7	GM FG% 25-59 42.4%	
3 Dallan "Deebo" Coleman	18:04	3-5	1-3	0-0	0 2 2	1 1	7	0	0	1	0	0	0	-2	3PT% 7-26 26.9%	
12 Tyzhaun Claude	07:38	1-1	0-0	0-0	0 0 0	3 0	2	0	1	0	0	0	0	1	FT% 14-26 53.8%	
Team					2 1 3	0	0	0	0	0	0	0	0		Dead Ball Rebounds: 8, 0	
Totals		25-59	7-26	14-26	9 22 31	18 21	71	11	10	4	2	1	1	-11		
Technical Fouls: NONE																

Florida State - 82															Game Time: 7:00 PM	
Official Basketball Box Score - Final															Game Duration: 2:20	
2023-24 Men's Basketball															Attendance: 3,729	
Florida State - 82															Record: 7-6 (1-1)	
Officials: Ted Valentine, Jamie Luckie, Brent Hampton																
NO. Name	Min	FG	3P	FT	Rebounds	Fouls	TP	AS	TO	ST	Blocks	BS	BA	+/-	Shooting By Period	
2 Jamir Watkins	F 20:19	3-6	2-3	3-3	1 4 5	4 3	11	2	4	0	0	1	2		1st FG% 13-32 40.6%	
5 De'Ante Green	F 08:58	1-3	0-1	0-0	0 1 1	2 1	2	0	1	0	0	0	0	0	3PT% 4-10 40.0%	
11 Baba Miller	F 25:19	4-8	0-2	0-1	1 2 3	3 2	8	0	1	1	0	0	0	-3	FT% 2-3 66.7%	
1 Jalen Warley	G 19:24	3-9	1-1	2-2	1 2 3	2 1	9	3	0	1	1	1	3		2nd FG% 18-28 64.3%	
22 Daryn Green Jr.	G 36:03	4-7	2-3	0-0	0 4 4	3 0	10	1	1	2	0	0	9		3PT% 3-7 42.9%	
33 Jaylan Gainey	12:22	1-1	0-0	2-2	1 4 5	0 3	4	0	1	0	0	0	5		FT% 11-14 78.6%	
10 Taylor Bol Bowen	14:12	2-3	0-1	0-0	2 1 3	0 4	1	1	1	0	0	0	8		GM FG% 31-60 51.7%	
23 Primo Spears	21:32	4-10	0-2	2-3	0 2 2	2 4	10	3	2	0	0	0	11		3PT% 7-17 41.2%	
0 Chandler Jackson	16:29	5-7	1-2	3-4	0 2 2	0 2	14	2	1	1	0	0	11		FT% 13-17 76.5%	
3 Cameron Corthen	17:08	3-4	0-0	0-0	2 2 4	2 1	6	0	1	0	0	0	7		Dead Ball Rebounds: 2, 0	
20 Josh Nickelberry	03:57	0-0	0-0	1-2	0 0 0	0 1	1	0	0	0	0	0	2			
12 Tom House	04:17	1-2	1-2	0-0	1 0 1	0 0	3	0	1	0	0	0	0	0		
Team					0 5 0	0	0	0	0	0	0	0	0			
Totals		31-60	7-17	13-17	9 29 38	21 18	82	12	13	7	1	2	1	-11		
Technical Fouls: NONE																

Biggest lead		Points from Turnovers		Period by Period Scoring	
GT	FSU	1st	2nd	TOT	
3 (1st 18:31)	17 (2nd 17:23)	10	10	20	
Best Scoring Run	8 (2nd 10:15)	10 (1st 13:29)	30	30	
Lead Changes	1	8	8	71	
Times Tied	1	11	2	82	
Time with Lead	01:31	36:04	16	42	

Boston College at Georgia Tech															Game Time: 4:00 PM		
Official Basketball Box Score - Final															Game Duration: 2:06		
2023-24 Men's Basketball															Attendance: 5,052		
Boston College - 95															Record: 10-4 (1-2)		
Officials: Roger Ayers, Sean Hill, Jenna Rensu																	
NO. Name	Min	FG	3P	FT	Rebounds	Fouls	TP	AS	TO	ST	Blocks	BS	BA	+/-	Shooting By Period		
10 Prince Aligbe	F 26:54	2-6	1-4	1-2	0 5 5	2 1	6	1	0	2	1	0	1	11	1st FG% 15-33 45.5%		
12 Quinten Post	F 34:47	6-13	2-5	1-1	0 4 4	2 5	15	7	2	0	1	0	12		3PT% 5-13 38.5%		
21 Devin McGlockton	F 32:00	12-15	3-4	3-4	1 4 5	4 3	30	2	2	1	0	0	20		FT% 3-3 100%		
1 Claudell Harris Jr.	G 36:37	8-10	4-4	6-9	1 0 1	1 4	26	3	0	0	0	0	15		2nd FG% 20-30 66.7%		
3 Jaeden Zackery	G 29:44	2-8	0-1	0-0	2 3 5	0 3	4	5	1	0	0	1	7		3PT% 7-10 70.0%		
00 Chas Kelley III	16:30	4-7	1-3	0-0	0 1 1	1 0	9	1	0	0	0	0	-12		FT% 10-15 66.7%		
13 Donald Hand Jr.	13:18	1-4	1-2	0-0	0 0 0	0 0	3	0	0	0	0	0	1	4		GM FG% 35-63 55.6%	
2 Armani Mighty	04:41	0-0	0-0	0-0	0 0 0	2 0	0	0	0	0	0	0	0	-6		3PT% 12-23 52.2%	
45 Mason Madsen	05:29	0-0	0-0	2-2	0 0 0	3 2	2	0	0	0	0	0	0	-11		FT% 13-18 72.2%	
Team					1 2 3	0	0	0	0	0	0	0	0		Dead Ball Rebounds: 2, 0		
Totals		35-63	12-23	13-18	5 19 24	18 15	95	21	5	4	3	2	8				
Technical Fouls: NONE																	

Georgia Tech - 87															Game Time: 4:00 PM		
Official Basketball Box Score - Final															Game Duration: 2:07		
2023-24 Men's Basketball															Attendance: 9,314		
Georgia Tech - 87															Record: 8-6 (1-2)		
Officials: Bill Covington Jr., Tony Chiazza, Jerry Heater																	
NO. Name	Min	FG	3P	FT	Rebounds	Fouls	TP	AS	TO	ST	Blocks	BS	BA	+/-	Shooting By Period		
11 Baye Ndongo	F 30:45	8-14	1-1	1-5	2 8 10	5 7	18	1	2	0	0	1	-11		1st FG% 20-35 57.1%		
10 Ebenezer Dowuona	C 12:18	1-3	0-0	0-0	1 1 2	1 0	2	0	0	0	0	0	0	-9		3PT% 9-18 50.0%	
2 Nathaniel George	G 16:27	2-5	0-1	0-0	0 0 0	1 0	4	1	0	0	0	0	0	-17		FT% 2-2 100%	
13 Miles Kelly	G 33:48	5-10	2-6	0-0	0 3 3	4 0	32	1	5	0	1	1	1	-6		2nd FG% 12-24 50.0%	
14 Kwacacie Reeves	G 32:56	6-9	4-6	1-1	1 1 2	1 3	17	0	0	1	1	0	0	-10		3PT% 1-5 20.0%	
1 Kyle Sturdivant	23:33	3-5	2-4	3-4	1 9 10	2 0	11	9	2	0	0	0	9		FT% 11-17 64.7%		
12 Tyzhaun Claude	08:33	2-2	0-0	1-1	0 1 1	2 5	0	0	0	0	0	0	3		GM FG% 32-59 54.2%		
3 Dallan "Deebo" Coleman	28:18	3-7	1-4	3-4	1 0 1	2 2	10	1	0	1	0	0	6		3PT% 10-23 43.5%		
5 Tafara Gapare	13:22	2-4	0-1	4-4	0 1 1	0 2	8	0	0	1	0	1	0	-5		FT% 13-19 68.4%	
Team					5 1 6	0	0	0	0	0	0	0	0		Dead Ball Rebounds: 3, 1		
Totals		32-59	10-23	13-19	11 25 36	16 18	87	16	11	3	2	3	8				
Technical Fouls: Coach 2nd 25:00																	

Biggest lead		Points from Turnovers		Period by Period Scoring	
BC	Georgia Tech	1st	2nd	TOT	
10 (2nd 0:19)	16 (2nd 19:30)	20	7	27	
Best Scoring Run	12 (2nd 16:28)	34	36	95	
Lead Changes	8	7	11	87	
Times Tied	6	4	15	87	
Time with Lead	14:40	21:58	14	34	

GAME NOTES

2023-24 BOX SCORES

Official Basketball Box Score - Final													Game Time: 9:00 PM						
Georgia Tech at Clemson													Game Duration: 2:51						
01/16/24 Littlejohn Coliseum, Clemson													Attendance: 7,217						
2023-24 Clemson Men's Basketball													Officials: Roger Ayers, Lee Cassell, Lamar Simpson						
Georgia Tech - 93													Record: 9-8 (2-4)						
NO. Name	Min	FG	3P	FT	Rebounds	Fouls	TP	AS	TO	ST	Blocks	+/-	Shooting By Period						
11 Baye Ndongo	F 40:50	4-8	0-0	3-5	2 8 10	5 4 11	1	5	1	1	0	0	8	1st FG%	11-31	35.5%			
10 Ebezenzer Dowuona	C 06:07	0-0	0-0	0-0	1 1 1	1 0 0	0	0	0	0	0	0	-4	3PT%	7-20	35.0%			
2 Nathanael George	G 36:46	8-13	4-7	0-0	0 1 1	1 2 2	6	1	1	1	1	1	1	FT%	1-2	50%			
13 Miles Kelly	G 41:41	6-16	1-6	1-2	1 5 6	4 2 14	1	2	0	0	3	8	2nd FG%	14-24	58.3%				
14 Kwaciac Reeves	G 42:46	5-7	5-7	0-0	0 0 0	3 0 15	0	1	0	0	0	6	3PT%	7-14	50.0%				
12 Tyshaun Claude	22:33	5-10	3-8	5-5	0 1 1	1 2 18	2	1	1	0	0	0	6	FT%	6-7	85.7%			
3 Dallan "Deebo" Coleman	38:18	1-1	0-0	7-8	4 4 8	3 5 9	2	1	2	1	0	-1	OT FG%	9-11	100.0%				
5 Tafara Gapare	12:03	2-3	2-3	0-0	0 0 0	2 0 6	0	0	0	0	0	-3	GM FG%	31-62	50.0%				
33 Bas Layte	08:55	0-4	0-4	0-0	1 3 4	2 0 0	0	1	0	0	1	-10	3PT%	15-36	42.9%				
Team					1 2 3	0 1	0	1	0	0	1		FT%	16-20	80.0%				
Totals		31-62	15-35	16-20	9 24 33	22 15 93	13	12	5	4	4	3		Dead Ball Rebounds: 2, 0					
Technical Fouls: NONE																			

Official Basketball Box Score - Final													Game Time: 6:00 PM						
Virginia at Georgia Tech													Game Duration: 1:58						
01/20/24 McCamish Pavilion, Atlanta													Attendance: 6,380						
2023-24 Men's Basketball													Officials: Britt Smith, Roymie Syons, Jeff Poir						
Virginia - 75													Record: 13-5 (4-3)						
NO. Name	Min	FG	3P	FT	Rebounds	Fouls	TP	AS	TO	ST	Blocks	+/-	Shooting By Period						
22 Jordan Minor	F 24:07	4-5	0-0	3-6	1 1 2	4 3 11	0	1	1	0	0	4	1st FG%	11-25	44.0%				
2 Reece Beekman	G 33:27	7-16	2-6	3-3	0 6 6	1 5 19	11	3	2	0	0	13	3PT%	5-9	55.6%				
4 Andrew Rohde	G 31:05	2-6	1-3	0-0	0 0 0	2 0 2	5	4	0	1	0	1	8	FT%	2-4	50%			
11 Isaac McKneely	G 37:30	7-13	6-9	0-0	0 5 5	1 2 20	1	2	0	0	0	10	2nd FG%	16-32	50.0%				
13 Ryan Dunn	G 32:11	4-4	1-1	0-2	5 5 10	2 2 9	2	2	1	0	3	0	15	3PT%	4-7	57.1%			
0 Blake Buchanan	05:35	0-1	0-0	0-0	0 1 1	0 0 0	0	0	0	0	0	-5	GM FG%	29-58	50.0%				
1 Dante Harris	10:48	2-6	0-2	0-0	0 1 1	0 1 4	0	0	0	0	0	-6	3PT%	11-23	47.8%				
34 Jacob Groves	12:56	2-5	1-2	0-0	1 0 1	2 0 5	0	1	0	0	1	-4	FT%	6-11	54.5%				
35 Leon Bond III	09:27	0-1	0-0	0-0	0 0 0	2 0 0	0	1	0	0	0	3	Dead Ball Rebounds:	3, 1					
10 Taine Murray	02:54	1-1	0-0	0-0	0 0 0	0 0 0	0	2	0	0	0	0	7						
Team					2 1 3	0 0	0	1	0	0	1								
Totals		29-58	11-23	6-11	9 20 29	14 13 75	19	9	4	3	2	9	Technical Fouls: NONE						

Official Basketball Box Score - Final													Game Time: 7:00 PM						
Georgia Tech at Virginia Tech													Game Duration: 2:59						
01/23/24 Cassell Coliseum, Blacksburg, Va													Attendance: 8,925						
2023-24 Men's Basketball													Officials: Bill Covington Jr., Clarence Armstrong, Mark Schur						
Georgia Tech - 66													Record: 9-9 (2-5)						
NO. Name	Min	FG	3P	FT	Rebounds	Fouls	TP	AS	TO	ST	Blocks	+/-	Shooting By Period						
11 Baye Ndongo	F 28:19	6-7	0-0	3-4	1 4 5	3 2 15	0	3	1	2	1	-10	1st FG%	11-25	44.0%				
10 Ebezenzer Dowuona	C 07:12	0-0	0-0	0-0	0 0 0	0 0 0	0	0	0	0	0	2	3PT%	5-12	41.7%				
2 Nathanael George	G 33:09	4-8	1-4	6-6	0 1 1	3 4 4	15	9	3	0	0	1	2	FT%	2-4	50%			
13 Miles Kelly	G 30:09	3-11	2-7	0-0	5 5 3	3 0 8	1	2	1	0	1	-17	2nd FG%	12-26	46.2%				
14 Kwaciac Reeves	G 30:24	2-7	2-6	0-0	1 2 3	1 0 6	0	3	1	0	1	-15	3PT%	4-15	26.7%				
12 Tyshaun Claude	23:37	3-9	2-6	0-0	1 3 4	2 1 8	0	0	1	0	0	1	8	GM FG%	23-51	45.1%			
3 Dallan "Deebo" Coleman	22:37	2-2	0-0	2-3	3 1 4	1 2 6	1	1	0	0	0	-7	3PT%	9-11	81.8%				
5 Tafara Gapare	09:28	1-2	1-2	0-0	0 1 1	0 2 3	1	0	0	0	0	-3	FT%	11-15	73.3%				
23 Ibrahim Sacko	02:07	0-0	0-0	0-0	0 1 1	0 0 0	0	0	0	0	0	-1	Dead Ball Rebounds:	3, 1					
Team					1 2 3	0 0	0	0	0	0	0								
Totals		23-51	9-27	11-15	8 21 29	13 14 66	12	13	4	2	3	9	Technical Fouls: NONE						

Biggest lead		Points from Turnovers		Paint		Second Chance		Fast Breaks		Bench	
3 (1st OT 1:51)	9 (1st 6:09)	10	14	26	50	12	30	41	11	11	93
10 (1st 3:38)	7 (1st 9:26)	7	7	1	6	3	4	3	9	8	90
7	7	05:21	40:38								

Biggest lead		Points from Turnovers		Paint		Second Chance		Fast Breaks		Bench	
15 (2nd 7:45)	11 (1st 9:51)	17 (2nd 18:10)	9 (2nd 1:39)	34	18	11	6	9	4	22	66
1	1	1	6	9	4	29	37	66			
20:34	17:31										

Official Basketball Box Score - Final													Game Time: 7:00 PM						
Pittsburgh at Georgia Tech													Game Duration: 2:53						
01/23/24 McCamish Pavilion, Atlanta													Attendance: 3,612						
2023-24 Men's Basketball													Officials: Jamie Luckie, Kipp Kissinger, Matt Potter						
Pittsburgh - 72													Record: 12-7 (3-5)						
NO. Name	Min	FG	3P	FT	Rebounds	Fouls	TP	AS	TO	ST	Blocks	+/-	Shooting By Period						
2 Blake Hinson	F 31:56	3-8	1-4	2-2	0 6 6	4 1 9	1	2	0	1	1	-1	1st FG%	11-25	44.0%				
55 Zack Austin	F 24:49	2-4	0-1	0-0	1 2 3	1 0 4	4	1	2	0	1	13	3PT%	4-9	44.4%				
33 Federico Federico	C 22:17	1-3	0-0	0-2	5 2 7	1 2 2	1	2	1	0	0	-9	FT%	5-6	83.3%				
7 Carlton Carrington	G 38:24	6-10	2-5	5-6	1 5 6	0 3 19	3	2	0	1	0	0	10	2nd FG%	13-25	52.0%			
15 Jaland Lowe	G 35:14	4-9	2-5	2-3	0 3 3	2 3 12	3	2	2	1	0	-1	3PT%	4-10	40.0%				
5 Ishmael Leggett	28:18	4-11	1-2	5-6	0 4 4	1 3 14	1	0	1	2	1	2	12	FT%	11-15	73.3%			
25 Guillermo Diaz Graham	16:54	4-5	2-2	2-2	1 1 2	5 4 12	0	1	1	0	1	15	GM FG%	24-50	48.0%				
24 William Jeffress	02:08	0-0	0-0	0-0	0 0 0	0 0 0	0	0	0	0	0	1	3PT%	8-19	42.1%				
Team					1 1 2	0 0	0	0	0	0	0		FT%	16-21	76.2%				
Totals		24-50	8-19	16-21	9 24 33	14 16 72	13	11	6	4	5	8	Dead Ball Rebounds: 3, 0						
Technical Fouls: NONE																			

Official Basketball Box Score - Final													Game Time: 5:01 PM					
Georgia Tech at Virginia Tech													Game Duration: 2:59					
01/27/24 Cassell Coliseum, Blacksburg, Va													Attendance: 8,925					
2023-24 Men's Basketball													Officials: Bill Covington Jr., Clarence Armstrong, Mark Schur					
Georgia Tech - 67													Record: 9-11 (2-7)					
NO. Name	Min	FG	3P	FT	Rebounds	Fouls	TP	AS	TO	ST	Blocks	+/-	Shooting By Period					
11 Baye Ndongo	F 28:39	7-13	0-0	2-5	4 9 2	4 2 16	0	1	0	2	0	-13	1st FG%	10-34	29.4%			
23 Ibrahim Sacko	F 06:38	0-0	0-0	0-0	0 0 0	0 0 0	0	0	0	0	0	-10	3PT%	5-13	38.5%			
2 Nathanael George	G 32:13	3-10	1-2	0-0	2 0 2	1 1 7	8	1	0	0	0	-10	FT%	3-5	60%			
13 Miles Kelly	G 26:10	4-9	1-3	2-2	3 3 2	4 4 11	1	0	1	1	0	-13	2nd FG%	15-32	46.9%			
14 Kwaciac Reeves Jr.	G 25:13	2-10	2-6	0-0	0 0 0	1 1 6	1	1	0	1	1	-25	3PT%	3-9	33.3%			
1 Kyle Sturdivant	17:48	3-10	1-4	2-2	1 2 3	2 1 9	3	1	1	0	0	-13	FT%	25-56	37.9%			
3 Dallan "Deebo" Coleman	10:52	1-4	1-3	0-0	0 4 4	2 1 6	0	0	0	0	1	-3	GM FG%	8-22	36.4%			
5 Tafara Gapare	11:05	0-2	0-1	0-0	0 0 0	0 0 0	0	0	0	0	0	-14	3PT%	9-14	64.3%			
12 Tyshaun Claude	23:33	3-3	0-0	2-3	3 0 3	4 3 8	0	1	2	0	-7	Dead Ball Rebounds:	3, 1					
24 Amaree Abram	06:46	0-1	0-0	1-2	0 0 0	0 1 1	0	0	0	0	0	-14						
4 Carter Murphy	11:03	2-4	2-3	0-0	0 1 1	3 0 6	1	0	0	0	1	2						
Team					2 4 6	0 0	0	0	0	0	0							
Totals		25-66	8-22	9-14	13 18 31	16 17 67	14	5	2	5	3	-24	Technical Fouls: Claude 2nd 1:32					

Biggest lead		Points from Turnovers		Paint		Second Chance		Fast Breaks		Bench	
9 (2nd 4:42)	6 (2nd 12:54)	13	13	22	24	11	12	6	2	2	64
9 (2nd 11:15)	9 (2nd 18:40)	7	7	1	6	3	4	3	9	8	91
3	3	27:20	09:51								

Biggest lead		Points from Turnovers		Paint		Second Chance		Fast Breaks		Bench	
3 (1st 17:36)	24 (2nd 0:27)	7 (2nd 10:58)	11 (2nd 4:34)	10	4	14	9	9	0	91	67
1	1										



2023-24 BOX SCORES

Official Basketball Box Score - Final													Game Time: 7:00 PM		
North Carolina at Georgia Tech													Game Duration: 2:19		
01/30/24 McCamish Pavilion, Atlanta													Attendance: 8,600		
2023-24 Men's Basketball													Records: 17-4 (9-1)		
Officials: Ted Valentine, John Gaffney, Brent Hampton															
North Carolina - 73													Shooting By Period		
NO. Name	Min	FG	3P	FT	Rebounds	Fouls	TP	AS	TO	ST	Blocks	+/-	1st FG%	2nd FG%	
5 Armando Bacot	F 29:25	4-8	0-0	1-2	1 8 9	3	1	9	2	1	1	0	2	37%	42%
55 Harrison Ingram	F 36:25	3-14	2-7	0-1	5 8 13	1	2	8	3	2	1	0	2	33%	33%
2 Elliot Cadeau	G 21:16	2-7	0-1	1-1	0 2 2	5	3	5	5	1	1	0	2	14%	33%
3 Cormac Ryan	G 34:10	3-14	3-10	0-0	1 1 2	1	0	9	1	2	1	0	0	14%	75%
4 RJ Davis	G 35:30	11-24	3-8	3-4	2 3 5	2	4	28	4	2	1	0	3	68%	75%
7 Seth Trimble	22:12	2-7	0-2	2-5	0 1 1	2	3	6	2	2	3	0	1	36%	36%
24 Jae'Lyn Withers	07:22	0-0	0-0	0-0	1 1 2	0	0	0	0	0	0	0	0	0%	0%
13 Miles Kelly	10:11	3-3	0-0	2-4	4 1 5	1	4	8	0	0	0	0	0	82%	52.9%
8 Paxson Wojcik	02:59	0-0	0-0	0-0	0 0 0	1	0	0	1	0	0	0	0	0%	0%
1 Zayden High	00:30	0-0	0-0	0-0	0 0 0	0	0	0	0	0	0	0	0	0%	0%
Team					8 1 9	0	0	0	0	0	0	0			
Totals		28-77	8-28	9-17	22	26	48	16	17	73	17	11	8	0	-1

Official Basketball Box Score - Final													Game Time: 7:00 PM		
Georgia Tech at Georgia Tech													Game Duration: 2:03		
02/02/24 McCamish Pavilion, Atlanta													Attendance: 8,600		
2023-24 Men's Basketball													Records: 10-11 (3-7)		
Officials: Ted Valentine, John Gaffney, Brent Hampton															
Georgia Tech - 74													Shooting By Period		
NO. Name	Min	FG	3P	FT	Rebounds	Fouls	TP	AS	TO	ST	Blocks	+/-	1st FG%	2nd FG%	
11 Baye Ndongo	F 04:32	1-2	0-0	0-0	0 0 0	0	2	1	0	0	0	0	1	50%	42%
10 Ebenezer Dowuona	C 17:03	0-2	0-0	0-0	0 2 2	4	0	0	0	1	0	0	0	0%	100%
2 Nathanael George	G 30:07	4-10	0-3	8-10	1 3 4	4	6	16	4	2	1	0	0	40%	39.3%
13 Miles Kelly	G 29:13	5-13	3-6	2-2	1 4 5	3	2	15	0	4	1	0	0	38%	57.1%
14 Kwaciac Reeves Jr.	G 18:45	1-5	0-2	0-0	2 2 4	1	0	2	0	0	0	0	0	20%	41.0%
12 Tyzhaun Claude	28:11	4-8	0-0	1-1	2 6 8	3	2	9	0	1	0	3	0	45%	88.2%
1 Kyle Sturdivant	22:14	6-10	4-4	2-2	0 2 2	0	2	18	4	3	0	1	0	50%	88.2%
5 Tafara Gapare	24:54	2-5	0-1	2-2	0 8 8	1	2	6	1	1	1	3	0	40%	45.0%
23 Ibrahima Sacko	05:57	1-1	1-1	0-0	0 0 0	0	0	3	0	1	1	0	0	0%	0%
24 Amaree Abram	03:32	0-1	0-1	0-0	0 0 0	0	1	0	0	0	0	0	0	0%	0%
3 Dallan "Deebo" Coleman	11:24	1-3	1-1	0-0	1 3 4	0	1	3	0	0	0	0	0	0%	0%
4 Carter Murphy	04:09	0-1	0-1	0-0	0 1 1	1	0	0	0	0	0	0	0	0%	0%
Team					3 0 3	0	0	0	0	0	0	0			
Totals		25-61	9-20	15-17	10	31	41	17	16	74	10	14	4	8	0

UNC		GaTech		Points from		UNC GaTech		Period by Period Scoring	
Biggest lead	11 (1 st 7:20)	8 (2 nd 6:12)	Turnovers	14	9	1st	2nd	TOT	
Best Scoring Run	12 (1 st 13:25)	10 (1 st 0:49)	Paint	34	26	37	36	73	
Lead Changes	8	8	Second Chance	23	8	UNC	37	36	
Times Tied	4	4	Fast Breaks	12	3	GaTech	37	37	
Time with Lead	21:14	15:31	Bench	14	39				

Official Basketball Box Score - Final													Game Time: 5:30 PM		
Georgia Tech at NC State													Game Duration: 2:10		
02/02/24 PNC Arena, Raleigh													Attendance: 15,523		
2023-24 Men's Basketball													Records: 10-12 (3-8)		
Officials: Lee Cassell, Tony Chiazza, Isaac Barnett															
Georgia Tech - 76													Shooting By Period		
NO. Name	Min	FG	3P	FT	Rebounds	Fouls	TP	AS	TO	ST	Blocks	+/-	1st FG%	2nd FG%	
11 Baye Ndongo	F 19:21	1-5	0-1	3-4	2 5 7	5	3	5	0	1	0	1	0	17%	27.3%
10 Ebenezer Dowuona	C 07:17	0-1	0-0	0-0	0 1 0	2	0	0	0	0	0	0	0	0%	69.2%
2 Nathanael George	G 34:20	5-12	3-5	5-6	0 4 4	1	1	13	5	2	1	0	0	38%	37.5%
13 Miles Kelly	G 31:52	8-13	4-7	0-1	0 10 10	3	1	20	2	2	0	0	1	60%	50.0%
14 Kwaciac Reeves Jr.	G 19:22	4-7	4-6	0-0	0 3 3	0	0	12	1	2	0	0	0	57%	66.7%
1 Kyle Sturdivant	27:13	3-9	0-3	3-4	0 2 2	2	5	9	2	1	0	0	1	41%	41.4%
5 Tafara Gapare	21:04	2-6	0-3	3-6	1 4 5	3	6	7	0	1	1	3	0	33%	40.7%
12 Tyzhaun Claude	25:11	1-2	0-0	3-4	5 3 8	4	3	5	0	2	0	0	0	25%	68.0%
3 Dallan "Deebo" Coleman	14:20	0-3	0-2	0-0	1 1 2	1	0	0	0	0	0	0	0	0%	0%
Team					1 4 5	0	0	1	0	0	0	0			
Totals		24-58	11-27	17-25	11	36	47	23	18	78	10	12	2	4	2

Official Basketball Box Score - Final													Game Time: 6:31 PM		
Georgia Tech at Louisville													Game Duration: 2:14		
02/10/24 WFC Yum! Center, Louisville													Attendance: 11,891		
2023-24 Men's Basketball													Records: 10-14 (3-10)		
Officials: Ron Groover, Mark Schurz, Jerry Heeler															
Georgia Tech - 67													Shooting By Period		
NO. Name	Min	FG	3P	FT	Rebounds	Fouls	TP	AS	TO	ST	Blocks	+/-	1st FG%	2nd FG%	
5 Tafara Gapare	F 24:34	0-7	0-4	1-2	2 3 5	3	1	1	3	2	2	1	0	-8	34.4%
11 Baye Ndongo	F 15:06	1-6	0-0	0-0	2 6 8	5	1	2	0	3	0	0	1	-9	75%
2 Nathanael George	G 25:27	1-6	0-2	0-1	0 0 0	2	2	2	0	3	0	0	1	-13	35.5%
13 Miles Kelly	G 38:50	11-20	6-11	8-10	3 4 7	3	7	36	2	2	1	0	0	38	22.2%
14 Kwaciac Reeves Jr.	G 18:34	0-5	0-1	0-0	1 2 3	2	1	0	0	2	1	0	1	-8	78.6%
1 Kyle Sturdivant	18:20	2-5	1-3	2-2	0 0 0	4	1	7	3	1	2	0	0	-12	34.9%
12 Tyzhaun Claude	21:51	1-5	0-0	3-3	6 9 5	3	5	0	2	0	0	0	1	5	38.0%
23 Ibrahima Sacko	16:17	3-5	0-2	0-0	2 2 2	1	0	6	1	0	0	0	0	-11	77.8%
4 Carter Murphy	21:01	3-4	2-2	0-0	0 2 2	3	0	8	1	1	2	0	0	4	3.0
Team					0 0 0	0	0	0	0	0	0	0			
Totals		22-63	9-25	14-18	14	22	36	28	16	67	10	15	8	1	4

GIT		LOU		Points from		GIT LOU		Period by Period Scoring	
Biggest lead	9 (2 nd 9:29)	14 (2 nd 0:23)	Turnovers	14	20	1st	2nd	TOT	
Best Scoring Run	7 (1 st 11:35)	11 (2 nd 2:23)	Paint	18	30	32	35	67	
Lead Changes	8	8	Second Chance	7	20	GIT	30	49	
Times Tied	7	7	Fast Breaks	4	2	LOU	30	49	
Time with Lead	19:12	13:46	Bench	26	16				

Official Basketball Box Score - Final													Game Time: 7:00 PM		
Wake Forest at Georgia Tech													Game Duration: 2:03		
02/02/24 McCamish Pavilion, Atlanta													Attendance: 4,230		
2023-24 Men's Basketball													Records: 15-7 (7-4)		
Officials: Bert Smith, Raymie Styons, Tony Henderson															
Wake Forest - 80													Shooting By Period		
NO. Name	Min	FG	3P	FT	Rebounds	Fouls	TP	AS	TO	ST	Blocks	+/-	1st FG%	2nd FG%	
11 Andrew Carr	F 29:41	4-10	1-3	4-4	2 8 10	1	4	13	3	0	1	2	0	29	50.0%
4 Elton Reid	C 28:30	5-9	0-1	0-0	2 5 7	3	0	10	3	1	1	1	0	21	30.0%
0 Kevin Miller	G 27:36	4-8	1-2	4-4	0 4 4	1	3	13	3	2	1	0	1	17	100%
2 Cameron Hildreth	G 30:13	5-8	0-1	7-7	3 0 3	2	7	4	2	3	2	0	1	30	41.4%
23 Hunter Sallis	G 33:37	5-12	0-4	0-0	0 2 2	2	0	10	3	1	0	1	0	29	18.2%
20 Parker Friedrichsen	13:37	1-4	0-2	0-0	0 0 0	1	1	2	0	0	2	0	0	10	89.0%
33 Matthew Marsh	08:35	1-2	0-0	0-0	0 4 4	2	0	2	0	1	0	1	0	9	100%
30 Damari Monsanto	15:21	3-7	2-2	0-0	3 3 3	1	1	11	1	1	0	0	0	6	46.0%
10 Abramo Canku	04:05	1-2	0-0	0-0	0 0 0	0	0	2	0	0	0	0	0	-3	23.8%
1 Marcus Marion	02:55	0-0	0-0	0-0	0 0 0	1	0	0	0	0	0	0	0	-1	100.0%
13 Aaron Clark	02:55	0-1	0-1	0-0	0 0 0	0	0	0	0	0	0	0	0	-1	0%
25 Zach Keller	02:55	0-0	0-0	0-0	0 1 1	0	0	0	0	0	0	0	0	-1	0%
Team					2 6 8	0	0	0	0	0	0	0			
Totals		29-63	5-21	17-17	6	36	42	14	16	80	17	8	5	2	29

Official Basketball Box Score - Final													Game Time: 7:00 PM	
Georgia Tech at 51													Game Duration: 2:03	
02/02/24 McCamish Pavilion, Atlanta													Attendance: 4,230	
2023-24 Men's Basketball													Records: 10-13 (3-9)	
Officials: Ted Valentine, John Gaffney, Brent Hampton														
Georgia Tech - 51													Shooting By Period	
NO. Name	Min	FG	3P	FT	Rebounds	Fouls	TP	AS	TO	ST	Blocks			

2023-24 BOX SCORES

Official Basketball Box Score - Final
Georgia Tech at Notre Dame
02/14/24 Purcell Pavilion at the Joyce Center, Notre Dame
2023-24 Men's Basketball
Game Time: 7:00 PM
Game Duration: 2:06
Attendance: 4,589
Officials: Roger Ayers, Paul Szec, Courtney Green

NO. Name	Min	FG M/A	3P M/A	FT M/A	Rebounds		Fouls	TP	AS	TO	ST	Blocks			+/-	
					OR	DR						BS	BA	+/-		
5 Tafara Gapare	F 11:05	0-1	0-0	1-2	0	2	2	1	2	1	0	2	0	1	0	3
11 Baye Ndongo	F 27:04	5-8	0-0	1-1	1	4	5	4	1	1	1	1	1	1	1	-1
2 Nathán George	G 34:44	2-5	1-2	0-2	0	4	4	2	5	4	2	0	0	0	0	-6
13 Miles Kelly	G 24:30	4-12	1-5	2-2	0	4	4	3	11	4	2	0	0	1	4	
14 Kwacae Reeves Jr.	G 23:54	3-6	1-3	0-0	1	5	6	3	0	7	1	0	1	1	0	
23 Ibrahima Sacko	25:52	6-8	1-2	0-1	2	2	4	1	2	13	1	0	1	1	0	
1 Kyle Sturdivant	20:30	0-1	0-1	0-0	0	2	2	1	1	0	2	3	0	1	0	
4 Carter Murphy	17:21	1-3	1-2	0-0	0	1	1	0	1	3	0	0	1	0	0	
12 Tyzhaun Claude	15:00	1-4	0-0	2-3	1	2	3	2	2	4	0	0	0	0	-4	
Totals		22-48	5-15	6-11	5	26	31	16	14	55	14	4	5	2	-3	

NO. Name	Min	FG M/A	3P M/A	FT M/A	Rebounds		Fouls	TP	AS	TO	ST	Blocks			+/-
					OR	DR						BS	BA	+/-	
0 Carey Booth	F 13:51	0-2	0-2	0-0	0	3	3	2	0	0	0	0	0	0	-5
13 Tai Davis	F 32:27	6-12	1-2	4-4	2	4	6	0	4	17	0	1	1	1	3
14 Kebba Njie	F 28:55	0-0	0-0	6-7	3	4	7	2	6	6	1	0	0	1	0
11 Markes Burton	G 33:37	6-15	1-4	5-7	1	0	1	2	4	18	5	2	5	0	1
13 Brandon Shrowsberry	G 26:53	1-11	1-8	0-0	0	2	2	0	3	1	0	0	0	0	-4
1 Julian Roper II	19:52	1-3	0-2	1-2	2	4	6	3	1	3	1	0	0	0	0
20 J.R. Konecny	16:48	3-8	2-4	0-0	1	1	2	1	0	8	0	0	0	0	8
25 Matt Zona	11:05	0-2	0-2	1-2	2	2	4	2	1	1	0	0	0	0	0
2 Logan Iimes	16:32	1-4	0-2	0-0	3	2	5	2	2	1	1	0	0	0	1
Totals		18-57	5-26	17-22	16	24	40	14	16	58	10	6	7	2	5

Points from	GT	ND	Turnovers	6	Period by Period Scoring		
					1st	2nd	TOT
Biggest lead	6 (1 st 10:44)	6 (1 st 2:07)					
Best Scoring Run	8 (2 nd 18:03)	11 (1 st 6:19)					
Lead Changes	5	9					
Times Tied	6	0					
Time with Lead	19:09	15:41					

Official Basketball Box Score - Final
Syracuse at Georgia Tech
02/17/24 McCamish Pavilion, Atlanta
2023-24 Men's Basketball
Game Time: 5:30 PM
Game Duration: 1:59
Attendance: 6,241
Officials: Leo Cassel, A.J. Desai, Jemel Spaxman

NO. Name	Min	FG M/A	3P M/A	FT M/A	Rebounds		Fouls	TP	AS	TO	ST	Blocks			+/-
					OR	DR						BS	BA	+/-	
1 Misiq Brown	F 39:29	2-2	0-0	2-2	1	7	8	5	2	6	2	2	5	1	0
4 Chris Bell	F 31:37	2-7	2-7	0-0	0	5	5	2	1	6	2	1	2	1	0
2 JJ Staring	G 35:37	7-15	2-7	2-3	1	3	4	1	3	18	1	0	1	0	0
3 Judah Mintz	G 37:13	5-15	0-4	4-5	0	5	5	2	7	14	1	2	0	1	-7
5 Justin Taylor	G 14:28	1-7	0-2	0-0	1	0	1	0	2	0	2	1	1	0	0
24 Quadir Copeland	29:59	3-9	0-2	3-5	3	3	5	3	9	2	2	2	2	0	0
0 Kyle Cuffe, Jr.	11:26	2-5	0-3	1-2	1	0	1	0	1	5	1	0	0	0	-1
55 Mounir Hima	00:11	0-0	0-0	0-0	0	0	0	0	0	0	0	0	0	0	-2
Totals		22-60	4-25	12-17	4	24	28	17	17	60	10	7	12	2	-5

NO. Name	Min	FG M/A	3P M/A	FT M/A	Rebounds		Fouls	TP	AS	TO	ST	Blocks			+/-
					OR	DR						BS	BA	+/-	
5 Tafara Gapare	F 22:21	4-6	0-0	2-2	1	8	9	1	3	10	2	2	1	1	0
11 Baye Ndongo	F 30:57	6-10	0-0	4-5	4	7	11	2	5	16	2	6	0	0	4
2 Nathán George	G 19:49	0-2	0-0	0-0	0	2	2	3	1	0	3	3	0	0	0
13 Miles Kelly	G 38:17	5-15	3-12	3-3	1	9	10	1	4	16	2	2	1	0	0
14 Kwacae Reeves Jr.	G 25:35	2-9	0-4	0-0	3	1	4	3	1	4	0	1	0	0	2
1 Kyle Sturdivant	31:45	6-14	4-8	1-2	0	2	2	4	2	17	4	1	2	0	0
23 Ibrahima Sacko	15:35	0-1	0-0	0-0	1	3	4	1	0	0	0	2	1	0	3
12 Tyzhaun Claude	11:28	1-3	0-0	0-0	2	4	6	2	1	2	1	2	0	0	1
4 Carter Murphy	04:14	0-1	0-1	0-0	0	0	0	0	0	0	0	0	0	0	-7
Totals		24-61	7-25	10-12	12	37	49	17	17	65	14	17	6	2	5

Points from	SYR	GaTech	Turnovers	16	Period by Period Scoring		
					1st	2nd	TOT
Biggest lead	7 (1 st 16:55)	10 (2 nd 11:57)					
Best Scoring Run	7 (1 st 16:55)	9 (2 nd 14:35)					
Lead Changes	5	9					
Times Tied	6	0					
Time with Lead	12:21	22:22					

Official Basketball Box Score - Final
Clemson at Georgia Tech
02/21/24 McCamish Pavilion, Atlanta
2023-24 Men's Basketball
Game Time: 7:00 PM
Game Duration: 1:55
Attendance: 4,567
Officials: Jamie Luckie, Bill Covington Jr., Tim Ouchtery

NO. Name	Min	FG M/A	3P M/A	FT M/A	Rebounds		Fouls	TP	AS	TO	ST	Blocks			+/-
					OR	DR						BS	BA	+/-	
4 Ian Schieffelin	F 24:08	8-12	3-4	0-0	0	3	3	4	1	19	1	0	0	0	18
24 PJ Hall	F 30:34	4-8	3-4	0-0	0	4	4	2	0	11	2	1	1	1	27
1 Chase Hunter	G 31:22	6-10	4-6	2-3	0	6	6	0	2	18	6	0	0	1	21
5 Jack Clark	G 26:59	3-6	2-4	0-0	1	4	5	1	1	8	4	1	1	1	0
11 Joseph Girard III	G 33:02	5-11	2-7	2-2	0	3	3	1	2	14	3	0	0	0	28
10 RJ Godfrey	22:12	2-4	0-1	1-2	1	3	4	2	2	5	1	0	1	1	0
21 Chauncy Wiggins	13:01	1-2	0-1	0-0	1	1	2	3	0	2	2	1	0	0	1
0 Josh Beadie	03:47	1-2	0-1	0-0	0	0	0	0	0	2	0	0	0	0	-3
2 Dillon Hunter	11:49	1-1	0-0	0-0	1	1	1	0	2	1	0	0	0	0	2
3 Bas Leyte	03:06	0-2	0-1	0-0	0	0	0	2	0	1	0	0	0	0	-2
Totals		31-58	14-29	5-7	5	26	31	16	8	81	21	5	4	4	3

NO. Name	Min	FG M/A	3P M/A	FT M/A	Rebounds		Fouls	TP	AS	TO	ST	Blocks			+/-
					OR	DR						BS	BA	+/-	
5 Tafara Gapare	F 24:36	3-7	0-4	4-5	2	5	7	2	3	10	0	2	0	1	0
11 Baye Ndongo	F 31:04	2-9	0-0	4-4	1	5	6	1	4	8	1	3	0	1	-26
2 Nathán George	G 22:59	3-7	1-2	0-0	1	1	1	0	7	2	0	0	0	0	-10
13 Miles Kelly	G 29:44	2-8	2-5	2-2	2	2	4	0	1	8	1	0	1	1	-26
14 Kwacae Reeves Jr.	G 24:11	1-6	1-3	4-4	1	2	3	0	2	7	1	0	0	1	-25
1 Kyle Sturdivant	22:28	4-0	2-6	4-4	0	2	2	0	2	14	0	1	0	0	-7
12 Tyzhaun Claude	21:38	0-2	0-0	1-2	1	3	4	2	2	1	0	1	0	0	-3
23 Ibrahima Sacko	12:30	0-2	0-0	0-0	3	4	7	2	0	0	1	0	0	1	-4
4 Carter Murphy	10:51	1-2	0-1	0-0	0	0	0	0	2	1	0	0	0	0	-7
Totals		16-53	6-21	19-21	10	24	34	16	8	57	6	9	0	3	-24

Points from	Clem	GaTech	Turnovers	7	Period by Period Scoring		
					1st	2nd	TOT
Biggest lead	26 (2 nd 3:06)	3 (1 st 19:09)					
Best Scoring Run	14 (1 st 14:35)	8 (1 st 10:13)					
Lead Changes	1	7					
Times Tied	3	0					
Time with Lead	37:21	00:35					

Official Basketball Box Score - Final
Georgia Tech at Miami (FL)
02/24/24 Watson Center, Coral Gables, Fla.
2023-24 Men's Basketball
Game Time: 4:00 PM
Game Duration: 1:53
Attendance: 7,906
Officials: Roger Ayers, Tony Henderson, Trey Symons

NO. Name	Min	FG M/A	3P M/A	FT M/A	Rebounds		Fouls	TP	AS	TO	ST	Blocks			+/-
					OR	DR						BS	BA	+/-	
5 Tafara Gapare	F 18:24	3-5	1-2	0-0	0	3	3	4	0	7	1	0	0	1	0
11 Baye Ndongo	F 29:34	4-9	0-0	0-0	2	5	7	1	2	8	3	3	0	1	0
2 Nathán George	G 34:50	2-5													

2023-24 BOX SCORES

Florida St. at Georgia Tech															Game Time: 12:00 PM		Game Duration: 2:18		Attendance: 5,908			
Official Basketball Box Score - Final															Record: 15-14 (9-9)		Officials: Jamie Luckie, Raymie Byrnes, Justin Porterfield					
NO.	Name	Min	FG	3P	FT	Rebounds	Fouls	TP	AS	TO	ST	Blocks	BS	BA	+/-	Shooting By Period						
			M-A	M-A	M-A	OR	DR	TOT	PF	FD						1st	2nd	3rd	FT%			
2	Jamir Watkins	F 35:30	4-9	1-3	6-7	2	5	7	3	8	15	3	1	4	1	2	-8	1st FG%	16-35	45.7%		
3	Cameron Corhan	F 31:20	6-11	0-0	2-3	2	5	7	3	2	14	0	2	0	1	1	-8	3PT%	4-11	36.4%		
11	Baba Miller	F 28:12	5-13	1-5	2-3	3	1	4	1	3	13	1	1	1	1	2	0	-12	FT%	5-8	62.5%	
1	Jalen Warley	G 21:20	1-8	0-0	0-0	0	1	1	3	0	2	2	0	0	0	2	-9	2nd FG%	12-35	34.3%		
22	Darin Green Jr.	G 24:20	3-8	3-7	0-0	5	5	4	0	9	0	1	0	0	0	-7	3PT%	3-10	30.0%			
0	Chandler Jackson	15:02	1-2	0-0	0-0	0	1	1	2	0	2	1	0	0	0	-2	FT%	8-9	88.9%			
10	Taylor Bol Bowen	11:48	1-3	1-2	3-4	1	2	3	1	2	6	1	0	0	0	0	-3	GM FG%	29-70	40.0%		
33	Jaylan Gainey	06:46	0-0	0-0	0-0	0	1	1	2	0	0	0	0	0	0	-2	3PT%	7-21	33.3%			
23	Primo Spears	23:17	6-14	1-4	0-0	0	1	1	1	0	13	4	2	0	1	-3	FT%	13-17	76.5%			
5	De'Ante Green	01:48	0-1	0-0	0-0	0	1	1	1	0	0	0	0	0	0	1	-1	Dead Ball Rebounds:	1	0		
20	Josh Nickelberry	00:06	0-0	0-0	0-0	0	0	0	0	0	0	0	0	0	0	0	0					
12	Tom House	00:31	1-1	0-0	0-0	0	0	0	0	0	2	0	0	0	0	2						
Team						1			1			2			0							
Totals			28-70	7-21	13-17	10	23	33	21	15	76	12	9	4	7	-9						
Technical Fouls: NONE																						

Georgia Tech - 85															Game Time: 9:00 PM		Game Duration: 2:05		Attendance: 7,481			
Official Basketball Box Score - Final															Record: 14-16 (7-12)		Officials: Ron Groover, Ted Valentine, Brent Hampton					
NO.	Name	Min	FG	3P	FT	Rebounds	Fouls	TP	AS	TO	ST	Blocks	BS	BA	+/-	Shooting By Period						
			M-A	M-A	M-A	OR	DR	TOT	PF	FD						1st	2nd	3rd	FT%			
5	Tafara Gapare	F 29:59	4-11	0-4	0-0	3	7	10	1	2	8	4	2	0	3	1	15	1st FG%	16-28	57.1%		
11	Baye Ndongo	F 24:05	6-11	0-0	3-3	6	8	14	4	4	15	0	2	1	1	1	2	3PT%	8-14	57.1%		
2	Nathan George	G 30:32	4-7	2-3	5-7	2	3	5	1	4	15	2	0	0	0	8	FT%	0-0	0%			
13	Miles Kelly	G 32:29	2-13	1-8	0-0	0	3	3	3	2	5	3	3	1	1	4	2nd FG%	13-26	50.0%			
14	Kowacic Reeves Jr.	G 21:59	4-8	1-3	0-0	1	2	3	4	0	9	2	3	1	0	3	3PT%	2-7	28.6%			
12	Tyzhaun Claude	23:17	2-5	0-0	4-6	6	4	10	1	3	8	1	1	0	1	7	FT%	2-2	100%			
1	Kyle Sturdivant	25:52	6-11	4-6	4-5	0	2	2	1	3	20	4	4	0	0	5	GM FG%	29-54	53.7%			
3	Dallan "Deebo" Coleman	10:38	2-4	0-1	1-3	0	2	2	0	3	5	1	0	0	1	6	3PT%	10-21	47.6%			
4	Carter Murphy	01:09	0-1	0-1	0-0	0	0	0	0	0	0	0	0	0	0	-5	FT%	2-2	100.0%			
Team						3			6			0			1			Dead Ball Rebounds:				
Totals			30-71	8-26	17-24	21	34	55	15	21	85	17	16	3	7	4	9					
Technical Fouls: NONE																						

Biggest lead		FSU		GaTech	
2	(1st 1:40)	17	(2nd 3:16)		
Best Scoring Run		6 (1st 9:18)		8 (2nd 4:12)	
Lead Changes		4			
Times Tied		4			
Time with Lead		00:15		37:14	

Points from		FSU		GaTech	
Turnovers	11	9			
Paint	38	40			
Second Chance	11	21			
Fast Breaks	13	10			
Bench	23	33			

Period by Period Scoring		1st		2nd		TOT	
FSU	41	35	76				
GaTech	44	41	85				

Georgia Tech at Wake Forest															Game Time: 9:00 PM		Game Duration: 2:05		Attendance: 7,481			
Official Basketball Box Score - Final															Record: 14-16 (7-12)		Officials: Ron Groover, Ted Valentine, Brent Hampton					
NO.	Name	Min	FG	3P	FT	Rebounds	Fouls	TP	AS	TO	ST	Blocks	BS	BA	+/-	Shooting By Period						
			M-A	M-A	M-A	OR	DR	TOT	PF	FD						1st	2nd	3rd	FT%			
5	Tafara Gapare	F 28:01	4-10	1-3	2-2	1	5	6	3	4	11	2	1	0	1	1	4	1st FG%	16-28	57.1%		
11	Baye Ndongo	F 29:24	4-8	1-1	0-0	1	10	11	4	2	9	1	3	1	0	2	-1	3PT%	8-14	57.1%		
2	Nathan George	G 34:31	8-14	0-3	0-0	1	2	3	1	0	16	3	7	0	0	0	1	FT%	0-0	0%		
13	Miles Kelly	G 36:00	7-11	5-8	0-0	0	3	3	4	2	19	2	1	2	0	0	3	2nd FG%	13-26	50.0%		
14	Kowacic Reeves Jr.	G 31:12	3-5	2-2	0-0	1	1	2	1	1	8	2	1	0	1	0	10	3PT%	2-7	28.6%		
12	Tyzhaun Claude	19:22	1-1	0-0	0-0	2	2	4	0	1	2	2	0	0	0	-4	FT%	2-2	100%			
1	Kyle Sturdivant	12:42	1-2	1-2	0-0	0	0	0	2	1	3	0	2	0	1	0	1	GM FG%	29-54	53.7%		
3	Dallan "Deebo" Coleman	08:48	1-3	0-2	0-0	0	1	1	1	0	2	0	1	1	0	0	-9	3PT%	10-21	47.6%		
Team						0			4			4			0			FT%				
Totals			29-54	10-21	2-2	6	28	34	16	11	70	12	16	4	3	3	1					
Technical Fouls: NONE																						

Wake Forest - 69															Game Time: 9:00 PM		Game Duration: 2:05		Attendance: 7,481			
Official Basketball Box Score - Final															Record: 18-12 (10-9)		Officials: Ron Groover, Ted Valentine, Brent Hampton					
NO.	Name	Min	FG	3P	FT	Rebounds	Fouls	TP	AS	TO	ST	Blocks	BS	BA	+/-	Shooting By Period						
			M-A	M-A	M-A	OR	DR	TOT	PF	FD						1st	2nd	3rd	FT%			
11	Andrew Carr	F 33:58	2-6	0-2	2-2	0	4	4	3	2	6	2	0	0	2	0	3	1st FG%	8-28	28.6%		
4	Elton Reid	G 31:04	5-8	1-1	0-0	1	5	6	2	1	11	0	0	0	1	0	-3	3PT%	2-10	20.0%		
0	Kevin Miller	G 31:52	3-11	2-3	4-5	0	2	2	1	3	12	2	4	0	0	2	-4	FT%	8-9	88.9%		
2	Cameron Hildreth	G 37:49	6-11	1-4	4-4	0	2	2	3	3	17	1	0	4	0	1	1	2nd FG%	16-29	55.2%		
23	Hunter Sallis	G 37:09	8-19	0-4	6-7	1	3	4	1	6	22	3	1	2	0	1	-1	3PT%	2-6	33.3%		
20	Parker Friedrichsen	14:26	0-2	0-2	0-0	0	0	0	0	1	0	0	1	2	0	0	1	FT%	9-11	81.8%		
33	Matthew Marsh	08:56	0-0	0-0	1-2	0	0	0	1	1	0	0	0	0	0	2	2	GM FG%	24-57	42.1%		
1	Marqus Marion	04:46	0-0	0-0	0-0	0	1	1	0	0	0	0	0	0	0	-4	3PT%	4-16	25.0%			
Team						4			2			6			0			FT%				
Totals			24-57	4-16	17-20	6	19	25	11	16	69	8	6	8	3	3	-1					
Technical Fouls: NONE																						

Biggest lead		GT		WAKE	
19	(1st 10:39)	1	(2nd 0:18)		
Best Scoring Run		14 (1st 15:35)		9 (2nd 0:18)	
Lead Changes		2			
Times Tied		0			
Time with Lead		38:37		00:18	

Points from		GT		WAKE	
Turnovers	9	15			
Paint	22	38			
Second Chance	13	6			
Fast Breaks	6	6			
Bench	7	1			

Period by Period Scoring		1st		2nd		TOT	
GT	40	30	70				
WAKE	26	43	69				



MISCELLANEOUS

Starting Lineups

Date	Opponent	Result	F	F	C	G	G	Lineup#	Record
N6	GEORGIA SOUTHERN	W, 84-62	Reeves, Jr.	Gapare	Claude	Kelly	Abram	1	1-0
N9	HOWARD	W, 88-85	Reeves, Jr.	Gapare	Claude	Kelly	Abram	1	2-0
N14	UMASS LOWELL	L, 71-74	Reeves, Jr.	Gapare	Claude	Kelly	Abram	1	2-1
N22	at Cincinnati	L, 54-89	Reeves, Jr.	Ndongo	Claude	Kelly	Abram	2	0-1
N28	MISSISSIPPI STATE	W, 67-59	Reeves, Jr.	Ndongo	Dowuona	Kelly	George	3	1-0
D2	DUKE	W, 72-68	Reeves, Jr.	Ndongo	Dowuona	Kelly	George	3	2-0
D5	at Georgia	L, 62-76	Reeves, Jr.	Ndongo	Dowuona	Kelly	George	3	2-1
D9	ALABAMA A&M	W, 70-49	Reeves, Jr.	Ndongo	Dowuona	Kelly	George	3	3-1
D16	vs. Penn State	W, 82-81 (ot)	Reeves, Jr.	Ndongo	Dowuona	Kelly	George	3	4-1
D21	vs. Massachusetts	W, 73-70	Reeves, Jr.	Ndongo	Dowuona	Kelly	George	3	5-1
D22	at Hawai'i	W, 73-68	Reeves, Jr.	Ndongo	Gapare	Kelly	George	4	1-0
D24	vs. Nevada	L, 64-72	Reeves, Jr.	Ndongo	Gapare	Kelly	George	4	1-1
J3	at Florida State	L, 71-82	Reeves, Jr.	Ndongo	Sacko	Kelly	George	5	0-1
J6	BOSTON COLLEGE	L, 87-95	Reeves, Jr.	Ndongo	Dowuona	Kelly	George	3	5-2
J9	NOTRE DAME	L, 68-75 (ot)	Reeves, Jr.	Ndongo	Dowuona	Kelly	George	3	5-3
J13	at Duke	L, 79-84	Reeves, Jr.	Ndongo	Gapare	Kelly	George	4	1-2
J16	at Clemson	W, 93-90 (2ot)	Reeves, Jr.	Ndongo	Dowuona	Kelly	George	3	6-3
J20	VIRGINIA	L, 66-75	Reeves, Jr.	Ndongo	Dowuona	Kelly	George	3	6-4
J23	PITTSBURGH	L, 64-72	Reeves, Jr.	Ndongo	Sacko	Kelly	George	5	0-2
J27	at Virginia Tech	L, 67-91	Reeves, Jr.	Ndongo	Sacko	Kelly	George	5	0-3
J30	NORTH CAROLINA	W, 74-73	Reeves, Jr.	Ndongo	Dowuona	Kelly	George	3	7-4
F3	at NC State	L, 76-82	Reeves, Jr.	Ndongo	Dowuona	Kelly	George	3	7-5
F6	WAKE FOREST	L, 51-80	Reeves, Jr.	Ndongo	Dowuona	Kelly	George	3	7-6
F10	at Louisville	L, 67-79	Reeves, Jr.	Ndongo	Gapare	Kelly	George	4	1-3
F14	at Notre Dame	L, 55-58	Reeves, Jr.	Ndongo	Gapare	Kelly	George	4	1-4
F17	SYRACUSE	W, 65-60	Reeves, Jr.	Ndongo	Gapare	Kelly	George	4	2-4
F21	CLEMSON	L, 57-81	Reeves, Jr.	Ndongo	Gapare	Kelly	George	4	2-5
F24	at Miami	W, 80-76	Reeves, Jr.	Ndongo	Gapare	Kelly	George	4	3-5
M2	FLORIDA STATE	W, 85-76	Reeves, Jr.	Ndongo	Gapare	Kelly	George	4	4-5
M5	at Wake Forest	W, 70-69	Reeves, Jr.	Ndongo	Gapare	Kelly	George	4	5-5
M9	at Virginia								
M12	ACC Tournament								

Specialty Stats (GT/Opp)

Date	Opponent	Paint	OffTo	2ndCh	FBreak	Bench
N6	GEORGIA SOUTHERN	26/30	19/11	14/13	10/4	27/35
N9	HOWARD	50/46	17/6	16/11	13/12	21/26
N14	UMASS LOWELL	38/44	12/14	24/13	7/8	40/11
N22	at Cincinnati	16/22	8/20	5/14	4/19	16/36
N28	MISSISSIPPI STATE	20/26	16/5	5/13	8/8	24/24
D2	DUKE	32/36	2/17	0/17	5/6	17/28
D5	at Georgia	32/28	10/13	23/16	5/2	25/33
D9	ALABAMA A&M	32/22	8/17	13/6	23/14	33/26
D16	vs. Penn State	42/28	9/27	24/20	4/10	35/19
D21	vs. Massachusetts	28/24	12/23	12/17	23/11	36/10
D22	at Hawai'i	46/30	8/10	19/10	15/8	7/18
D24	vs. Nevada	28/20	6/9	14/8	2/7	16/7
J3	at Florida State	30/30	11/10	8/8	11/2	16/42
J6	BOSTON COLLEGE	36/34	7/20	11/7	15/4	34/14
J9	NOTRE DAME	22/24	26/10	5/10	4/3	7/33
J13	at Duke	24/32	7/15	7/15	7/13	13/10
J16	at Clemson	26/50	10/14	12/30	3/4	33/8
J20	VIRGINIA	18/34	9/21	6/11	4/9	22/11
J23	PITTSBURGH	24/22	13/13	12/11	6/2	22/26
J27	at Virginia Tech	30/36	10/4	14/9	4.0	27/32
J30	NORTH CAROLINA	26/34	9/14	8/23	3/12	39/14
F3	at NC State	22/32	4/18	13/18	15/22	21/5
F6	WAKE FOREST	24/46	7/8	3/11	5/13	22/17
F10	at Louisville	18/30	14/20	7/20	4/2	26/16
F14	at Notre Dame	28/20	6/7	9/20	0/2	20/14
F17	SYRACUSE	32/32	8/16	8/9	9/15	19/14
F21	CLEMSON	18/22	4/7	6/7	7/10	17/11
F24	at Miami	28/22	7/11	9/14	9/12	20/13
M2	FLORIDA STATE	40/38	9/11	21/11	10/13	33/23
M5	at Wake Forest	22/38	9/15	13/6	6/6	7/1
M9	at Virginia					
M12	ACC Tournament					

Miscellaneous

Date	Opponent	Uniform	Color	Tip	Large		Ties	Lead Changes	GT			Opp	Game	1st GT Subs	On the Floor at the End
					Lead	Deficit			Led	Led	Tied				
N6	GEORGIA SOUTHERN	White	GT		22	6	6	13	24:29	11:31	4:00		Sturdivant, Dowuona	16:05-1H	Sturdivant, Coleman, Kelly, Reeves, Sacko
N9	HOWARD	White	GT		6	14	5	8	7:42	30:31	1:47		Sturdivant, Coleman, Dowuona	14:51-1H	Sturdivant, Coleman, Kelly, Reeves, Sacko
N14	UMASS LOWELL	White	GT		8	11	3	4	19:05	18:02	2:53		Sturdivant, Coleman, Sacko	16:24-1H	Sturdivant, Coleman, Claude, Kelly, Reeves
N22	at Cincinnati	Gold	UC		3	41	3	2	0:43	35:29	3:48		Sturdivant, Dowuona	16:19-1H	George, Murphy, Ndongo, Sacko, Nichols
N28	MISSISSIPPI STATE	Gold	MSU		16	-	2	-	38:01	-	1:59		Sturdivant, Coleman	15:47-1H	George, Sturdivant, Coleman, Kelly, Reeves
D2	DUKE	White	DU		11	4	5	5	34:40	1:38	3:42		Sacko	16:22-1H	Reeves, Ndongo, Dowuona, Kelly, George
D5	at Georgia	Gold	UGA		-	23	1	-	-	39:29	0:31		Coleman	16:44-1H	Sturdivant, Coleman, Gapare, Claude, Reeves, Jr.
D9	ALABAMA A&M	White	GT		30	2	-	3	37:55	1:14	0:51		Sturdivant, Coleman	14:54-1H	George, Reeves, Jr., Abram, San Miguel, Nichols
D16	vs. Penn State	Gray	PSU		10	5	10	11	22:02	14:39	3:19		Coleman, Gapare, Claude, Sturdivant	14:22-1H	Sturdivant, Coleman, Kelly, Reeves, Jr.
D21	vs. Massachusetts	Navy	GT		8	11	4	4	8:20	29:50	1:50		Sacko	15:55-1H	Sturdivant, Coleman, George, Kelly, Reeves, Jr.
D22	at Hawai'i	Gold	UH		21	1	1	2	39:14	0:16	0:30		Sturdivant	15:38-1H	Sturdivant, George, Coleman, Kelly, Reeves, Jr.
D24	vs. Nevada	White	GT		6	8	2	3	6:11	31:57	1:52		Claude	17:36-1H	George, Gapare, Ndongo, Kelly, Reeves, Jr.
J3	at Florida State	Navy	GT		3	17	1	1	1:31	36:04	2:25		Gapare	16:16-1H	Sturdivant, Gapare, Ndongo, Kelly, Reeves, Jr.
J6	BOSTON COLLEGE	White	GT		16	10	6	9	21:58	14:40	3:22		Claude, Sturdivant	15:41-1H	Sturdivant, Coleman, Gapare, Kelly, Reeves, Jr.
J9	NOTRE DAME	Gray	GT		7	7	9	11	19:56	20:00	5:04		Sturdivant, Claude	16:39-1H	George, Coleman, Ndongo, Kelly, Reeves, Jr.
J13	at Duke	Gold	GT		10	10	9	11	14:24	20:39	4:57		Coleman, Sturdivant	14:42-1H	Sturdivant, George, Coleman, Ndongo, Reeves, Jr.
J16	at Clemson	Navy	CL		3	9	7	7	5:21	40:38	5:01		Sturdivant, Claude	15:23-1H	Coleman, Gapare, Claude, Kelly, Reeves, Jr.
J20	VIRGINIA	White	GT		11	15	1	1	17:31	20:34	1:55		Sturdivant, Claude	15:08-1H	Sturdivant, George, Ndongo, Kelly, Reeves, Jr.
J23	PITTSBURGH	White	Pitt		6	9	3	7	9:51	27:20	2:49		Sturdivant, Coleman, Gapare, Claude	15:05-1H	Sturdivant, Coleman, George, Reeves, Jr., Ndongo
J27	at Virginia Tech	Gray	VT		3	24	2	1	0:44	36:42	2:36		Sturdivant, Coleman, Gapare, Claude	14:54-1H	Sturdivant, Gapare, Sacko, Murphy, Abram
J30	NORTH CAROLINA	White	GT		8	11	4	8	15:31	21:14	3:15		Claude	15:28-1H (injury to Ndongo)	Coleman, Gapare, Dowuona, Claude, Kelly
F3	at NC State	Gold	NCSU		6	14	3	2	4:06	34:14	1:40		Sturdivant, Gapare	16:21-1H	Sturdivant, George, Coleman, Kelly, Reeves, Jr.
F6	WAKE FOREST	White	GT		3	38	1	1	0:50	38:11	0:59		Claude	16:42-1H	George, Abram, Gapare, Ndongo, Sacko
F10	at Louisville	Gold	LOU		9	14	7	8	19:12	13:46	7:02		Sturdivant, Sacko, Claude	12:31-1H	Sturdivant, Murphy, Kelly, Gapare, Sacko
F14	at Notre Dame	Navy	GT		6	6	6	9	19:09	15:41	5:10		Sacko	17:05-1H	Murphy, George, Kelly, Ndongo, Reeves, Jr.
F17	SYRACUSE	White	SYR		10	7	6	5	22:22	12:21	5:17		Sturdivant, Sacko	15:23-1H	Gapare, Ndongo, Kelly, Reeves, Jr., Sacko
F21	CLEMSON	White	CL		3	26	3	1	0:35	37:21	2:04		Sturdivant, Claude	15:30-1H	Sturdivant, Murphy, Ndongo, Claude, Sacko
F24	at Miami	Gold	UM		13	7	8	7	24:10	10:13	5:37		Sturdivant, Claude	14:08-1H	Sturdivant, Kelly, Reeves, Jr., Gapare, Ndongo
M2	FLORIDA STATE	White	FSU		17	2	4	4	37:14	0:15	2:31		Claude	16:17-1H	George, Murphy, Ndongo, Kelly, Reeves, Jr.
M5	at Wake Forest	Gold	WF		19	1	-	2	38:37	0:18	1:05		Claude	15:56-1H	Sturdivant, George, Ndongo, Kelly, Reeves, Jr.
M9	at Virginia														
M12	ACC Tournament														

*alternate gold or white uniform

GAME NOTES

ROSTER AT-A-GLANCE

NUMERICAL

No.	Name	Pos.	Ht.	Wt.	Cl.	Exp.	Hometown	High School/College
0	Lance Terry	G	6-3	198	Sr.*	1VL	College Park, Ga.	The Heritage School (Ga.) / Gardner-Webb
1	Kyle Sturdivant	G	6-3	195	Sr.*	3VL	Norcross, Ga.	Norcross HS / Southern California
2	Naithan George	G	6-3	180	Fr.	HS	Toronto, Ontario	Canyon International Academy (Glendale, Ariz.)
3	Dallan "Deebo" Coleman	G	6-6	210	Jr.	2VL	Memphis, Tenn.	West Nassau HS (Callahan, Fla.)
4	Carter Murphy	G	6-4	205	Sr.#	TR	Phoenix, Ariz.	Arcadia HS / Air Force Academy
5	Tafara Gapare	F	6-9	206	So.	TR	Wellington, New Zealand	South Kent School (Conn.) / Massachusetts
10	Ebenezer Dowuona	C	6-11	230	Sr.	TR	Accra, Ghana	The Heritage School (Ga.) / NC State
11	Baye Ndongo	F	6-9	214	Fr.	HS	Mboro, Senegal	Putnam (Conn.) Science Academy
12	Tyzhaun Claude	F	6-7	226	Sr.#	TR	Goldboro, N.C.	Moravian Prep / Morehead State / Western Carolina
13	Miles Kelly	G	6-6	180	Jr.	2VL	Stone Mountain, Ga.	Parkview HS / Hargrave Military Academy (Va.)
14	Kowacie Reeves, Jr.	G	6-7	202	Jr.	TR	Macon, Ga.	Westside HS / Florida
23	Ibrahima Sacko	F	6-6	225	Fr.	HS	Conakry, Guinea	J. Addison School (Markham, Ontario)
24	Amaree Abram	G	6-4	195	So.	TR	Port Arthur, Texas	Southern California Academy / Mississippi
30	Ibrahim Souare	F	6-9	214	Fr.	HS	Conakry, Guinea	Canyon International Academy (Glendale, Ariz.)
33	Marcos San Miguel	G	6-4	190	Fr.	HS	Atlanta, Ga.	Campbell HS
35	Emmer Nichols	F	6-6	215	r-Fr.	RS	Woodside, Calif.	Sacred Heart Preparatory School

ALPHABETICAL

No.	Name	Pos.	Ht.	Wt.	Cl.	Exp.	Hometown	High School/College
24	Amaree Abram	G	6-4	195	So.	TR	Port Arthur, Texas	Southern California Academy / Mississippi
12	Tyzhaun Claude	F	6-7	226	Sr.#	TR	Goldboro, N.C.	Moravian Prep / Morehead State / Western Carolina
3	Dallan "Deebo" Coleman	G	6-6	210	Jr.	2VL	Memphis, Tenn.	West Nassau HS (Callahan, Fla.)
10	Ebenezer Dowuona	C	6-11	230	Sr.	TR	Accra, Ghana	The Heritage School (Ga.) / NC State
5	Tafara Gapare	F	6-9	206	So.	TR	Wellington, New Zealand	South Kent School (Conn.) / Massachusetts
2	Naithan George	G	6-3	180	Fr.	HS	Toronto, Ontario	Canyon International Academy (Glendale, Ariz.)
13	Miles Kelly	G	6-6	180	Jr.	2VL	Stone Mountain, Ga.	Parkview HS / Hargrave Military Academy (Va.)
4	Carter Murphy	G	6-4	205	Sr.#	TR	Phoenix, Ariz.	Arcadia HS / Air Force Academy
11	Baye Ndongo	F	6-9	214	Fr.	HS	Mboro, Senegal	Putnam (Conn.) Science Academy
35	Emmer Nichols	F	6-6	215	r-Fr.	RS	Woodside, Calif.	Sacred Heart Preparatory School
14	Kowacie Reeves, Jr.	G	6-7	202	Jr.	TR	Macon, Ga.	Westside HS / Florida
23	Ibrahima Sacko	F	6-6	225	Fr.	HS	Conakry, Guinea	J. Addison School (Markham, Ontario)
33	Marcos San Miguel	G	6-4	190	Fr.	HS	Atlanta, Ga.	Campbell HS
30	Ibrahim Souare	F	6-9	214	Fr.	HS	Conakry, Guinea	Canyon International Academy (Glendale, Ariz.)
1	Kyle Sturdivant	G	6-3	195	Sr.*	3VL	Norcross, Ga.	Norcross HS / Southern California
0	Lance Terry	G	6-3	198	Sr.*	1VL	College Park, Ga.	The Heritage School (Ga.) / Gardner-Webb

*5th-year senior; #graduate transfer

Head Coach: Damon Stoudamire (Arizona, 1995), 1st season

Associate Head Coach: Karl Hobbs (Connecticut, 1984), 1st season

Assistant Coach: B.J. Elder (Georgia Tech, 2014), 5th season

Assistant Coach: Pershin Williams (North Florida, 2005), 1st season

Assistant Coach: Nate Babcock (Wisconsin-Eau Claire, 2009), 1st season

Assistant Coach: Bonzi Wells (Ball State, 1998), 1st season

Director of Player Personnel: Matt Holt (Northeastern, 2011), 1st season

Director of Scouting: Hayden Sheridan (Arizona, 2016), 6th season

Director of Operations: Tyler Benson (St. Bonaventure, 2009), 8th season

Assistant Director of Operations: Taylor Ann Hendricks (Iowa State, 2020), 2nd season

Associate Director of Sports Medicine/Men's Basketball: Richard Stewart (Salisbury, 2005), 17th season

Director of Strength and Conditioning/Men's Basketball: Justin Landry (Cal State East Bay, 2012), 1st season

Recruiting and Operations Coordinator: Jake Alburto (Western Michigan, 2020), 1st season

BY CLASS

Seniors: Tyzhaun Claude, Ebenezer Dowuona, Carter Murphy, Kyle Sturdivant, Lance Terry

Juniors: Dallan "Deebo" Coleman, Miles Kelly, Kowacie Reeves, Jr.

Sophomores: Amaree Abram, Tafara Gapare

Freshman: Naithan George, Baye Ndongo, Emmer Nichols, Ibrahima Sacko, Marcos San Miguel, Ibrahim Souare

BY STATE/COUNTRY

Arizona: Carter Murphy

California: Emmer Nichols

Canada: Naithan George

Georgia: Miles Kelly, Kowacie Reeves, Jr., Marcos San Miguel, Kyle Sturdivant, Lance Terry

Ghana: Ebenezer Dowuona

Guinea: Ibrahima Sacko, Ibrahim Souare

New Zealand: Tafara Gapare

North Carolina: Tyzhaun Claude

Senegal: Baye Ndongo

Tennessee: Dallan "Deebo" Coleman

Texas: Amaree Abram

BY MAJOR

Business Administration: Amaree Abram, Dallan "Deebo" Coleman, Tafara Gapare, Miles Kelly, Ibrahima Sacko, Ibrahim Souare, Kyle Sturdivant

Computer Science: Marcos San Miguel

Economics/International Affairs: Emmer Nichols

History, Technology & Society: Tyzhaun Claude, Ebenezer Dowuona, Kowacie Reeves, Jr., Lance Terry

Literature, Media & Communication: Baye Ndongo

Operations Research (MS): Carter Murphy

BY HEIGHT

6-3 Naithan George, Kyle Sturdivant, Lance Terry

6-4 Amaree Abram, Carter Murphy, Marcos San Miguel

6-6 Dallan "Deebo" Coleman, Miles Kelly, Emmer Nichols, Ibrahima Sacko

6-7 Tyzhaun Claude, Kowacie Reeves, Jr.

6-9 Tafara Gapare, Baye Ndongo, Ibrahim Souare

6-11 Ebenezer Dowuona

PRONUNCIATION GUIDE

McCamish Pavilion Mc-CAM-ish

Amaree Abram uh-MAR-ee

Tyzhaun Claude ty-ZHON

Dallan "Deebo" Coleman DELL-un, DEE-bo

Ebenezer Dowuona duh-WANNA

Tafara Gapare tuh-FAR-uh-guh-PAR-ee

Baye Ndongo BYE nDON-go

Kowacie Reeves, Jr. ko-WAY-see

Ibrahima Sacko EE-bruh-HEE-muh SOCK-oh

Ibrahim Souare EE-bruh-HEEM SWAR-ay
(rhymes with soiree)

Kyle Sturdivant STIR-de-vunt

RADIO/TV ROSTER



Amaree Abram **24**
G • 6-4 • So.



Tyzhaun Claude **12**
F • 6-7 • Grad Sr.



Dallan "Deebo" Coleman **3**
G • 6-6 • Jr.



Ebenezer Dowuona **10**
C • 6-11 • Sr.



Tafara Gapare **5**
F • 6-9 • So.




Naithan George **2**
G • 6-3 • Fr.



Miles Kelly **13**
G • 6-6 • Jr.



Carter Murphy **4**
G • 6-4 • Grad Sr.




Baye Ndongo **11**
F • 6-9 • Fr.



Emmer Nichols **35**
F • 6-6 • r-Fr.



Kowacie Reeves, Jr. **14**
G • 6-7 • Jr.



Ibrahima Sacko **23**
F • 6-6 • Fr.



Marcos San Miguel **33**
G • 6-4 • Fr.




Ibrahim Souare **30**
F • 6-9 • Jr.



Kyle Sturdivant **1**
G • 6-3 • 5th-yr. Sr.



Lance Terry **0**
G • 6-2 • 5th-yr. Sr.



Damon Stoudamire
Head Coach




Karl Hobbs
Associate Head Coach



B.J. Elder
Assistant Coach



Pershin Williams
Assistant Coach




Nate Babcock
Assistant Coach



Bonzi Wells
Assistant Coach

GAME NOTES

RADIO/TV CHEAT SHEET



0

LANCE TERRY

Guard • 6-3 • 198 • Senior • College Park, Ga.							
Year	GP/GS	PPG	RPG	APG	FG%	3FG%	FT%
2023-24	-	-	-	-	-	-	-
Season Highs	Pts: -	Reb: -	Ast: -	Min: -			
Career Highs	Pts: 26	Reb: 7	Ast: 4	Min: 40:00			

Notes

- Has not played this season due to injury, has elected to red-shirt and return in 2023-24
- Over the last 11 games of 2022-23 - 13.3 ppg, 43.4% FG, 43.3% 3pt FG, 77.8% FT
- Finished as Tech's top 3pt FG pct. at 38.8% in all games, 42.1% in ACC games
- Tech's No. 2 scorer in ACC games - 11.4 ppg, 42.1% FG, 74.2% FT; season-high 24 pts vs. Miami, Syracuse




1

KYLE STURDIVANT

Guard • 6-3 • 195 • Senior • Norcross, Ga.							
Year	GP/GS	PPG	RPG	APG	FG%	3FG%	FT%
2023-24	30/0	8.8	2.1	2.8	.413	.394	.875
Season Highs	Pts: 21	Reb: 10	Ast: 9	Min: 31:45			
Career Highs	Pts: 21	Reb: 10	Ast: 10	Min: 39:10			

Notes • ACC Sixth-Man of the Year Award candidate

- Last 5 games: 12.8 ppg, 3.0 apg, 39.6% FG (19-48), 44.8% 3pt FG (13-29), 86.7% FT (13-15)
- Scoring 0.437 points per minute this season compared to 0.359 last season
- 12 double-figure scoring games in 2023-24 - career-high 21 vs. UMass, 20 vs. FSU, 18 pts vs. CL & UNC
- Tech's 5th-leading scorer in ACC games: 9.2 ppg, 2.8 apg, 2.16-1 A/T.O. 40% 3pt FG, 88.6% FT



2

NAITHAN GEORGE

Guard • 6-3 • 180 • Freshman • Toronto, Ontario							
Year	GP/GS	PPG	RPG	APG	FG%	3FG%	FT%
2023-24	27/26	9.4	2.3	4.6	.411	.297	.676
Season Highs	Pts: 20	Reb: 5	Ast: 11	Min: 37:52			
Career Highs	Pts: 20	Reb: 5	Ast: 11	Min: 37:52			

Notes • ACC All-Freshman team candidate

- Started last 26 games at PG position, ranks No. 3 in ACC in assist average, 6th in assist/TO ratio (2.28-1)
- Averaging 9.8 points and 5.0 assists in ACC games (No. 2 in ACC in assist avg, No. 2 in A/T.O ratio vs. ACC teams)
- 6 or more assists in nine games (Duke, Ala A&M, Penn State, ND, at CL, UVA, at VT, WF, at Miami)
- Nine double-figure games in the last 15 after having just two in his first 12 games



3

DALLAN "DEEBO" COLEMAN

Guard • 6-6 • 210 • Junior • Memphis, Tenn.							
Year	GP/GS	PPG	RPG	APG	FG%	3FG%	FT%
2023-24	26/0	6.0	2.5	0.6	.404	.345	.586
Season Highs	Pts: 24	Reb: 5	Ast: 9	Min: 33:47			
Career Highs	Pts: 24	Reb: 9	Ast: 8	Min: 40:00			

Notes

- Tech's 3rd-leading 3pt shooter by percentage (34.5% FG), 5.0 ppg, 6-13 FG in 3 games since returning from inj
- Has hit 40.6% FG in ACC games, 31.6% 3pt FG, streak of 11 straight games with a 3 snapped at NC State
- Just 10 turnovers in 492 minutes this season (18 turnover-free games)
- Career high 24 points vs. UMass Lowell (7-12 FG, 5-9 3pt FG), only two double-figure games since then



4

CARTER MURPHY

Guard • 6-4 • 205 • Senior • Phoenix, Ariz.							
Year	GP/GS	PPG	RPG	APG	FG%	3FG%	FT%
2023-24	13/0	1.9	0.8	0.2	.391	.389	.000
Season Highs	Pts: 8	Reb: 4	Ast: 1	Min: 21:01			
Career Highs	Pts: 19	Reb: 6	Ast: 5	Min: 40:00			

Notes

- Played in 13 games off the bench, nine ACC games (7.8 mpg)
- Missed 12 games with ankle injury, returned at Virginia Tech (6 pts, 11 minutes)
- Season-best 8 points at Louisville (2 3-pt FG)
- Graduate transfer from Air Force studying operations research at Georgia Tech



5

TAFARA GAPARE

Forward • 6-9 • 206 • Sophomore • Wellington, New Zealand							
Year	GP/GS	PPG	RPG	BPG	FG%	3FG%	FT%
2023-24	27/13	5.2	3.4	0.2	.355	.179	.682
Season Highs	Pts: 20	Reb: 10	Blk: 4	Min: 29:59			
Career Highs	Pts: 20	Reb: 10	Blk: 5	Min: 29:59			

Notes

- Last 5 games - 9.2 ppg, 7.0 rpg, 18-39 FG, 7 blocks (3 double-figure games vs. SYR, CL, WF)
- Scored career-high 20 points with 6 rebounds to lead Tech past Penn State on Dec. 16
- Started 8 ACC games, including last 7 (5.2 ppg, 3.7 rpg, 34.4% FG, 72.7% FT in ACC games)
- Started first three games (2 total pts, 2.0 rpg, 1-9 FG), DNP next 3, played last 23



10

EBENEZER DOWUONA

Center • 6-11 • 230 • Senior • Accra, Ghana							
Year	GP/GS	PPG	RPG	BPG	FG%	3FG%	FT%
2023-24	18/13	1.0	1.4	0.3	.429	.000	.000
Season Highs	Pts: 2	Reb: 4	Blk: 1	Min: 20:44			
Career Highs	Pts: 11	Reb: 9	Blk: 8	Min: 46			

Notes

- Played in 18 games (9.7 mpg), starting 13 (Tech 7-6 in those games), missed last 7 games (injury)
- Former 4-star HS prospect who attended The Heritage School in Georgia, transfer from NC State
- Best season with Wolfpack was 2021-22, started 27 games, 4.1 ppg, 4.1 rpg, 1.7 blocks, 54 blocks
- Surname pronounced "duh-WANNA"




11

BAYE NDONGO

Forward • 6-9 • 214 • Freshman • Mboro, Senegal							
Year	GP/GS	PPG	RPG	BPG	FG%	3FG%	FT%
2023-24	27/27	11.7	8.2	1.1	.557	.364	.649
Season Highs	Pts: 22	Reb: 19	Blk: 4	Min: 41:57			
Career Highs	Pts: 22	Reb: 19	Blk: 4	Min: 41:57			

Notes • ACC All-Freshman team candidate

- Missed first 3 games (inj), started last 27, Tech's rebounding and blocked shot leader and 2nd-leading scorer
- Averaging 12.1 ppg, 7.6 rpg, 54.8% FG, 19 total blocked shots ACC games
- No. 6 in ACC in rebound average, No. 7 in off reb avg, No. 3 in FG pct., No. 10 in blocks per game
- Named ACC Rookie of the Week 3 times following performances vs. Duke, Penn State, Diamond Head Classic



12

TYZHAUN CLAUDE

Forward • 6-7 • 226 • Senior • Goldsboro, N.C.							
Year	GP/GS	PPG	RPG	APG	FG%	3FG%	FT%
2023-24	30/4	4.8	5.2	0.7	.480	.143	.653
Season Highs	Pts: 19	Reb: 10	Ast: 3	Min: 38:18			
Career Highs	Pts: 24	Reb: 17	Ast: 3	Min: 38:18			

Notes

- Tech's 3rd-leading rebounder, No. 6 in ACC in offensive rebounds (2.53 per game)
- 4.3 ppg, 5.0 rpg, 49.0% FG, 11 blocks in ACC games
- 5.6 rpg last 14 games, 73.2% FT (30-of-41) last 15 games
- Transfer from Western Carolina who also played two seasons at Morehead State (DNP due to injury in 2020-21)



13

MILES KELLY

Guard • 6-6 • 180 • Junior • Stone Mountain, Ga.							
Year	GP/GS	PPG	RPG	APG	FG%	3FG%	FT%
2023-24	30/30	14.6	5.8	0.2	.377	.332	.725
Season Highs	Pts: 36	Reb: 12	Ast: 6	Min: 41:41			
Career Highs	Pts: 36	Reb: 12	Ast: 6	Min: 41:41			

Notes • All-Atlantic Coast Conference team candidate

- Averaging 14.6 ppg, 5.7 rpg, 41.6% FG, 39.4% 3pt FG, 79.5% FT in ACC games
- Eight 20-pt games this season, including career-high 36 at Louisville (11-20 FG, 6-11 3pt FG, 8-10 FT)
- Has four double-doubles (Mississippi State, at Duke, at NC State, Syracuse)
- Double figures in all but five games this season (UMass, Virginia, Pitt, Wake Forest, Clemson)



14

KOWACIE REEVES, JR.

Forward • 6-7 • 202 • Junior • Macon, Ga.							
Year	GP/GS	PPG	RPG	APG	FG%	3FG%	FT%
2023-24	30/30	10.1	4.1	0.9	.416	.391	.833
Season Highs	Pts: 20	Reb: 10	Ast: 3	Min: 42:46			
Career Highs	Pts: 21	Reb: 10	Ast: 3	Min: 42:46			

Notes

- One of 2 players to start every game (also Kelly), No. 2 on team in minutes (29.5 per game)
- Double figure points in 13 games, leads team in 3pt pct. (39.1%), No. 2 in FT pct. (83.3)
- Averaging 9.3 ppg, 3.6 rpg, 41.0% FG, 42.0% 3pt FG in ACC games
- Has career highs in every statistical category except 3pt FGA, FTA



23

IBRAHIMA SACKO

Forward • 6-6 • 225 • Freshman • Conakry, Guinea							
Year	GP/GS	PPG	RPG	APG	FG%	3FG%	FT%
2023-24	20/3	2.2	2.7	0.2	.474	.286	.300
Season Highs	Pts: 13	Reb: 8	Ast: 1	Min: 25:52			
Career Highs	Pts: 13	Reb: 8	Ast: 1	Min: 25:52			

Notes

- Seen action in 20 games, 11 ACC games (10.4 mpg), season-highs 8 rebs vs. UML, 13 pts at Notre Dame
- Rated a top-3 player out of Canada by recruiting analyst Josh Millican
- Earned OSBA first-team all-star and defensive player of the year honors at J. Addison School in 2022-23
- Name pronounced "ee-bruh-HEE-muh SOCK-oh"



24

AMAREE ABRAM

Guard • 6-4 • 195 • Sophomore • Port Arthur, Texas							
Year	GP/GS	PPG	RPG	APG	FG%	3FG%	FT%
2023-24	10/4	3.4	1.7	1.1	.262	.200	.615
Season Highs	Pts: 8	Reb: 4	Ast: 3	Min: 20:23			
Career Highs	Pts: 26	Reb: 5	Ast: 5	Min: 38			

Notes

- Started first 4 games (16.0 minutes, 5.0 ppg, 2.0 apg), played only six of last 18 games
- Former four-star guard prospect out of Texas who transferred from Ole Miss following his freshman season
- Fourth on the team in scoring and second in assists, second on the team with 39 three pointers made
- First name pronounced "uh-MAR-ee"

GAME NOTES