

# VIRGINIA

## 2023-24 WOMEN'S BASKETBALL GAME NOTES

### GAME INFORMATION

**Tipoff:** Sunday, March 3, 2024 · 6 p.m.  
**Site:** Charlottesville, Va. / John Paul Jones Arena  
**Watch:** ACC Network  
 - Jenn Hildreth (pbp) and Mike Thibault (analyst)  
**Radio:** 1070-AM/98.9-FM WINA  
 - Luke Neer & Myron Ripley  
**Live Stats:** VirginiaSports.com  
**Twitter:** @UVAWomensHoops  
**Virginia vs. Virginia Tech:** 51-19  
**Charlottesville:** 24-9  
**Blacksburg:** 20-9 **Neutral:** 7-1  
**First Meeting:** Feb. 4, 1974 · L, 33-39 @UVA  
**Last Meeting:** Feb. 1, 2024 · L, 63-76 @VT  
**Winning Streak:** 5 games by VT

### 2023-24 SCHEDULE/RESULTS

**Overall: 14-14 ACC: 6-11**  
**Home: 8-8 Away: 5-5 Neutral: 1-1**

Date	Opponent	TV	Time/Result
Wed, Nov. 8	UMES	ACCNX	W, 76-52
Sun, Nov. 12	Campbell	ACCNX	W, 74-49
Wed, Nov. 15	William & Mary	ACCNX	W, 80-51
Sun, Nov. 19	#25 Oklahoma	ACCN	L, 67-82
Fri, Nov. 24	# vs. Tulane	Flo (\$)	W, 81-59
Sat, Nov. 25	# vs. #7 LSU	Flo (\$)	L, 73-76
Thu, Nov. 30	\$ Missouri	ACCN	W (OT), 87-81
Sun, Dec. 3	at La Salle	ESPN+	W, 94-73
Wed, Dec. 6	Rider	ACCNX	W, 78-51
Sat, Dec. 16	Wofford	ACCNX	L, 70-71
Thu, Dec. 21	Fordham	ACCNX	W, 82-56
Sun, Dec. 31	* #3 NC State	ACCN	L, 61-72
Thu, Jan. 4	* at Georgia Tech	ACCNX	L, 60-63
Sun, Jan. 7	* Duke	The CW	L, 56-60
Thu, Jan. 11	* at #6 NC State	ACCNX	L, 66-93
Sun, Jan. 14	* at #20 North Carolina	ACCN	L, 68-81
Thu, Jan. 18	* #19 Notre Dame	ACCNX	L, 76-86
Sun, Jan. 21	* at #15 Florida State	ACCNX	W, 91-87
Thu, Jan. 25	* Pittsburgh	ACCNX	L, 52-56
Sun, Jan. 28	* #20 North Carolina	The CW	W, 81-66
Thu, Feb. 1	* at #17 Virginia Tech	ACCN	L, 63-76
Sun, Feb. 4	* Clemson	ACCN	L, 69-75
Thu, Feb. 8	* at Boston College	ACCN	W, 73-66
Sun, Feb. 11	* at Wake Forest	ACCNX	W, 87-79
Sun, Feb. 18	* #19 Syracuse	ACCN	L, 79-85
Thu, Feb. 22	* Miami	ACCNX	W, 77-60
Sun, Feb. 25	* at #20 Louisville	The CW	W, 73-68
Thu, Feb. 29	* at Duke	ACCNX	L, 54-73
Sun, March 3	* #5 Virginia Tech	ACCN	6 p.m.
March 6-10	ACC Tournament	ACCN/ESPN/ESPN2	

**Bold** - Home games  
 All times are Eastern

\* - ACC regular-season game

# - Cayman Islands Classic (George Town, Grand Cayman)

\$ - ACC/SEC Challenge

% - ACC Tournament (Greensboro, N.C.)



VS.



### VIRGINIA CAVALIERS (14-14, 6-11 ACC)

Head Coach: Amaka Agugua-Hamilton (Hofstra '05, VCU '07)  
 At UVA: 29-29 (2nd season), Career: 103-44 (5th season)

### #5 VIRGINIA TECH HOKIES (23-5, 14-3 ACC)

Head Coach: Kenny Brooks (James Madison '92)  
 At VT: 178-79 (8th season); Career: 515-201 (22nd season)

#### FOR OPENERS

- Virginia (14-14, 6-11 ACC) closes out its regular-season campaign, the second under head coach **Amaka Agugua-Hamilton**, when the Cavaliers host No. 5 Virginia Tech (23-5, 14-3 ACC) at John Paul Jones Arena in a Smithfield Commonwealth Clash on Sunday (March 3).
- Both teams look to get back on track ahead of next week's ACC Tournament after suffering losses this past Thursday (Feb. 29).
- The Cavaliers have won four of their last six games, including most recently over then-No. 20 Louisville last Sunday (Feb. 25).
- First year guard **Kymora Johnson** is leading the Cavaliers in scoring (17.5) in ACC play and has six 20-point games in conference matchups this season.
- UVA and the Hokies met in Blacksburg earlier this year on Feb. 1 as then-17th ranked Tech prevailed, 76-63.

#### A WIN FOR THE CAVALIERS WOULD...

- Give Virginia its fourth win over a ranked opponent this season, a first since 2008-09.
- Be UVA's fifth victory in its last seven games.
- Snap a five-game losing skid in the series against the Hokies.
- Be the Cavaliers' first win over a top-5 opponent since toppling No. 4 Florida State, 60-51, at JPJ on Feb. 16, 2017 and the program's 12th all-time upset over a top-5 opponent.
- Give Virginia its seventh ACC victory of the season, one more than in the previous three seasons combined.

#### SERIES HISTORY

- Virginia leads the all-time series, which began in 1974, 51-19.
- Virginia is 24-9 all-time against the Hokies in games held in Charlottesville.
- Tech has won the last five meetings of the series and are winners of the last three contests at JPJ.
- From 2007-15, the Cavaliers won 18 straight games in the series.
- The Hokies have won seven of the last eight meetings.
- On Jan. 26, 2017, the Cavaliers posted one of the most dominant victories in program history in a 76-27 rout over VT at John Paul Jones Arena.

#### SMITHFIELD COMMONWEALTH CLASH

- The Smithfield Commonwealth Clash is a rivalry between Virginia and Virginia Tech across all school-sponsored sports with 21 individual event points on the line.
- The school that accumulates 11 points or more will be crowned the winner of the Smithfield Commonwealth Clash trophy.
- Sunday's UVA-VT game is worth a half point in the Clash as the Cavaliers currently lead 6.5-6.0 in this year's standings.
- Virginia captured the Clash in 2015, 2016, 2019 and 2023, while Virginia Tech won the Clash in 2017, 2018 and 2022. The 2020 and 2021 clashes were canceled due to the pandemic.

#### LAST MEETING BETWEEN THE HOOS & TECH

- The Cavaliers fell 76-63 to No. 17 Virginia Tech in front of a sold out crowd at Cassell Coliseum on (Feb. 1).
- Kymora Johnson** (22 pts) and **Paris Clark** (18 pts) combined for 40 points.
- Virginia was outrebounded 47-31, its largest rebounding deficit in a game this season.
- The Cavaliers were without All-ACC second team selection **Camryn Taylor** (injury) and point guard **Yonta Vaughn** (injury).

#### VIRGINIA'S PREVIOUS STARTING LINEUP

Pos.	No.	Player (Hometown)	Yr.	Ht.	PPG	RPG	APG	NOTES
G	21	Kymora Johnson (Charlottesville, Va.)	Fr.	5-7	15.4	4.6	5.3	McDonald's High School All-American; 2x Virginia Player of the Year
G	1	Paris Clark (Bronx, N.Y.)	So.	5-8	9.8	4.5	1.8	Transfer from Arizona; No. 33 transfer according to espnW
G	23	Alexia Smith (Columbus, Ohio)	Sr.	5-8	3.8	3.9	2.0	Appeared in 29 games in 2022-23, including 13 starts
F	33	Sam Brunelle (Ruckersville, Va.)	Gr.	6-2	6.4	3.2	0.9	Katrina McClain Watch List selection (nation's top PF)
F	20	Camryn Taylor (Peoria, Ill.)	5 <sup>th</sup>	6-2	14.7	6.2	0.6	2022 Second Team All-ACC; 10 career double-doubles

#### OTHER KEY CONTRIBUTORS

Pos.	No.	Player (Hometown)	Yr.	Ht.	PPG	RPG	APG	NOTES
G	0	Olivia McGhee (Louisia, Va.)	Fr.	6-2	6.0	2.1	0.4	Played three years for Louisa HS; played senior year at IMG Academy
G	4	Jillian Brown (Grand Rapids, Mich.)	Jr.	5-10	5.6	4.7	1.6	Played two seasons at Northwestern (2021-23)
G	5	Yonta Vaughn (District Heights, Md.)	So.	5-8	5.0	2.4	3.5	Cayman Islands Classic All-Tournament Team
G/F	10	Mir McLean (Baltimore, Md.)	Sr.	5-11	0.0	0.0	0.0	Last year's second-leading scorer before suffering season-ending injury
F	12	Edessa Noyan (Södertälje, Sweden)	Fr.	6-3	3.0	2.9	0.2	Member of Swedish U20 national team; three-level scorer
G	14	Kaydan Lawson (Cleveland, Ohio)	Sr.	6-0	2.2	2.2	0.4	Appeared in 28 games, including 18 starts in 2022-23
G	32	Cady Pauley (Milan Mo.)	So.	5-11	2.9	0.6	0.4	Of her 30 made FGs in 2022-23, 22 of them were 3FGs
F	34	London Clarkson (Pflugerville, Texas)	Gr.	6-2	6.6	4.1	0.7	Appeared in 29 games last year; 19 career 10+ point games
C	41	Taylor Lauterbach (Appleton, Wisc.)	Gr.	6-7	1.1	2.0	0.1	Transfer from Wisconsin; earned undergrad degree in three years

# GAME NOTES

## HOT DOG NIGHT IN JPJ

- To say thank you to its passionate and devoted women's basketball fanbase, Virginia is offering everyone in attendance for Sunday's regular-season finale a \$5 hotdog-drink combo.
- The original 'Hot Dog Night' traces back to when the Cavaliers drew a record crowd of 11,174 at University Hall on Feb. 5, 1986, when No. 3 UVA hosted No. 15 North Carolina.
- According to an article published by Jeff White (VirginiaSports.com) in 2009, the local fire marshal, concerned about the crowd size on "Hot Dog Night," reduced U-Hall's official capacity by several hundred seats as a result.
- The attendance record stood for nearly 24 years before a similar hot dog-and-soda promotion drew 11,895 people to John Paul Jones Arena for a game against No. 6 Tennessee in November 2009.
- Sunday's game is expected to be one of, if not, the most attended women's basketball game in school history.

## 2024 SENIOR NIGHT

- Immediately after the conclusion of Sunday's game, Virginia will honor **Sam Brunelle, London Clarkson, Taylor Lauterbach, Kaydan Lawson** and **Camryn Taylor** for Senior Night.

## LAST TIME OUT

- Virginia fell 73-54 at Duke this past Thursday night (Feb. 29).
- The Blue Devils scored the first nine points to gain an early advantage and never looked back.
- The Cavaliers shot 37 percent from the field, while Duke shot 51 percent. Among UVA's 20 made field goals, only one was a 3-pointer.
- UVA was led by **Kymora Johnson**, who scored a team-high 14 points and pulled down six rebounds. **Paris Clark** (12 pts) and **Camryn Taylor** (11 pts) also scored in double figures for the Hoos.
- Duke's Reigan Richardson led all scorers with 24 points on 10-of-14 shooting.

## WINS OVER RANKED OPPONENTS

- For the first time since the 2008-09 season, the Cavaliers have recorded three wins over ranked opponents (at #15 Florida State, vs. #20 North Carolina and at #20 Louisville).
- Prior to Virginia naming **Amaka Agugua-Hamilton** head coach on March 21, 2022, the Cavaliers had lost 27 consecutive matchups to ranked opponents.
- Entering its matchup against FSU, the Cavaliers were 3-47 in their last 50 games against ranked opponents.

## JOHNSON NAMED ACC ROOKIE OF THE WEEK

- For the second time this season, **Kymora Johnson** was named ACC Rookie of the Week for her performances in UVA's wins over Miami (Feb. 22) and then-No. 20 Louisville (Feb. 25), the conference office announced Feb. 26.
- Johnson led all ACC freshmen on the week in scoring after averaging 19.5 points along with 5.0 rebounds, 5.0 assists and 2.5 steals per game.
- In the win over the Cardinals, Johnson's fifth 3-pointer of the game broke a 61-61 tied score with under four minutes remaining, after which UVA led the rest of the way.

## OLD SCHOOL BASKETBALL

- For games played through March 1, Virginia is 16th in the nation in rebounds per game (42.04), 21st in free throw percentage (77.4) and 23rd in blocks (4.8).
- The Cavaliers are 14-5 this season when either leading or tying their opponents in rebounding.
- UVA has shot at least 80 percent from the charity stripe in 11 games this season.

## KYMORA JOHNSON LEADING THE CHARGE

- First-year guard **Kymora Johnson** is one of the nation's top freshmen.
- Among the likes of Caitlin Clark, Georgia Amoore, and Hannah Hidalgo, Johnson is one of six Power-5 guards averaging at least 15.0 points and 5.0 assists per game.
- Johnson is currently leading the Cavaliers in scoring in conference play with an average of 17.5 points per game, good for ninth among all ACC players and second among the league's freshmen.
- Johnson has led the Hoos in scoring in 11 games this season, including when she scored a career-high 35 points in the Hoos' 81-87 road upset over then-No. 15 Florida State (Jan. 21).
- In Virginia's last 10 games, Johnson is averaging 18.9 points, 5.0 rebounds, 5.2 assists and 2.3 steals per game, while shooting 45 percent from the field.
- Johnson recorded her first career double-double with 15 points and a season-high 10 assists against No. 19 Syracuse (Feb. 18).
- Both Notre Dame's Hannah Hidalgo (5.5 apg) and Johnson (5.3 apg) are the only two freshmen in the nation averaging at least 5.0 assists per game.

## CAMRYN TAYLOR: A STEADY PRESENCE FOR THE HOOS

- **2023** All-ACC selection **Camryn Taylor** has led UVA in scoring in 12 games this season, including six ACC contests.
- She scored a season-high 26 points in UVA's overtime win over Missouri (Nov. 30).
- Her 26 points against the Tigers were just one shy of tying her career high.
- Taylor has scored in double figures 18 times this season and leads the team in double-doubles (4).
- She is currently 13th in the ACC in scoring (14.7 ppg) and sixth in field goal percentage (48.3).
- Taylor is currently fourth in the ACC throw percentage (83.7).
- At La Salle (Dec. 3), Taylor went 10-for-10 at the charity stripe without hitting a basket from the field.

## HEAT CHECK

- After shooting 19.9 percent from 3-point range in its first four games of the season, the Cavaliers set the program single-game record with 15 made 3-pointers (35 attempts) in UVA's comeback win over Tulane (Nov. 24).
- Six different Cavaliers made a 3-pointer against the Green Wave, including **Sam Brunelle** (4-5 3FG) and **Yonta Vaughn** (4-8 3FG), who led the team with four each.
- UVA's previous record was 14 made 3s (24 attempts) at Rider on Jan. 2, 2008.
- In its 81-66 win over No. 20 North Carolina (Jan. 28), the Cavaliers went 11 for 19 (58 percent) from the 3-point range, its best mark of the season.

## COMIN' IN HOT

- With an average of 23.2 points from its bench, Virginia is currently third in the ACC in bench scoring.
- The Cavaliers have tallied at least 25 points from its bench in 11 games this season, most recently against Boston College (26).
- In two of those games, the Cavaliers have scored at least 45 points from their reserves (Tulane - 49; La Salle - 45).
- In UVA's 81-59 comeback win over Tulane (Nov. 24), the Cavaliers scored 49 points off the bench, the most by UVA in a single game since Dec. 18, 2011, when its bench scored 55 points in a 92-43 victory over Radford.
- Additionally, the Hoos' top-3 scorers against the Green Wave in **Yonta Vaughn** (14 pts), **Sam Brunelle** (12 pts) and **Alexa Smith** (10 pts) came off the bench.

## HOOS RECEIVE VOTE IN AP TOP 25

- Following its 91-87 road win over then-No. 15 Florida State, Virginia received one vote in the subsequent AP top 25 poll, which was released Jan 22.
- Last year, the Cavaliers cracked the USA Today Coaches Poll at No. 25 after starting the season 12-0 in **Amaka Agugua-Hamilton's** first season as Virginia head coach.

## DON'T CALL IT A COMEBACK

- This season, the Cavaliers have successfully mounted two 15-point comebacks, their 81-59 triumph over Tulane (Nov. 24) and 87-81 overtime win over Missouri (Nov. 30).
- Virginia trailed the Tigers 28-13 with 9:30 left in the second quarter.
- Against Tulane, the Hoos trailed 19-5 with 3:01 remaining in the first quarter.
- UVA went on to lead by as many as 24 points [66-42] with 9:45 remaining against the Green Wave.
- Both comebacks are UVA's largest since it set the program record on Feb. 13, 2020, when the Cavaliers overcame a 22-point deficit in the Hoos' 69-64 win over Miami.
- UVA overcame 13-point deficit with 7:51 to play in the second quarter in the Cavaliers' 81-66 victory over No. 20 North Carolina (Jan. 28).
- Most recently, Virginia overcame a 10-point deficit in the first quarter in its 73-66 road win over BC (Feb. 8).

## ON THE HORIZON

- The Cavaliers await their next opponent in the first round of the ACC Tournament in at Greensboro Coliseum on Wednesday (March 6).

## NON-CONFERENCE SUCCESS

- Under head coach **Amaka Agugua-Hamilton**, UVA is 19-3 in non-conference action.
- The Cavaliers won their first 14 non-conference matchups before falling to No. 25 Oklahoma, 82-67, on Nov. 19.

# GAME NOTES

## AMAKA AGUGUA-HAMILTON

### OVERVIEW

- Amaka "Mox" Agugua-Hamilton was named Virginia's sixth head coach on March 21, 2022.
- Native of Herndon, Va., where she attended Oakton HS.
- Tripled the Cavaliers' win total (15) in 2022-23 from the previous two seasons combined.
- Recruited in the nation's No. 13 signing class of 2023.
- Led UVA to its first top-25 ranking in the USA Today Coaches Poll since 2010.
- Spent three seasons at Missouri State where she led the Lady Bears to back-to-back NCAA Tournament appearances, including a Sweet 16 appearance in 2021.
- Two-time MVC Coach of the Year (2020-21).
- 2020 WBCA Rookie Coach of the Year.
- 2021 WBCA National Coach of the Year finalist.
- Recorded nine wins over Power-5 teams in three seasons at MSU.
- First African-American woman to be named head coach for any sport at MSU.



### EDUCATION

College: Hofstra '05, VCU '07

### COACHING EXPERIENCE

Year	School (position)
2006-07	VCU (graduate assistant)
2007-09	VCU (assistant coach)
2009-11	Indiana (assistant coach)
2011-13	Old Dominion (assistant coach)
2013-15	Michigan State (assistant coach)
2015-19	Michigan State (associate head coach)
2019-22	Missouri State (head coach)
2022-pres.	Virginia (head coach)

### THE AGUGUA-HAMILTON RECORD

Year	School	Record (Conf)	Postseason
2019-20	Missouri State	26-4 (16-2)	N/A (COVID-19)
2020-21	Missouri State	23-3 (16-0)	NCAA Sweet 16
2021-22	Missouri State	25-8 (14-4)	NCAA First Round
2022-23	Virginia	15-15 (4-14)	WNIT invitee
2023-24	Virginia	14-14 (6-11)	
<b>Total</b>	<b>5 seasons</b>	<b>103-44</b>	
<b>Virginia</b>	<b>2 seasons</b>	<b>29-29 (10-25)</b>	

### AGUGUA-HAMILTON VS. 2023-24 OPPONENTS

Opponent	Career	UVA
Boston College	2-0	2-0
Campbell	2-0	2-0
Clemson	0-2	0-2
Duke	0-4	0-4
Florida State	2-1	1-1
Fordham	1-0	1-0
Georgia Tech	1-1	1-1
La Salle	1-0	1-0
Louisville	1-1	1-1
LSU	0-2	0-1
Maryland Eastern-Shore	2-0	2-0
Miami (Fla.)	1-1	1-1
Missouri	4-0	1-0
NC State	1-3	1-3
North Carolina	1-3	1-3
Notre Dame	0-2	0-2
Oklahoma	1-1	0-1
Pittsburgh	0-2	0-2
Rider	1-0	1-0
Syracuse	0-2	0-2
Tulane	1-0	1-0
Virginia Tech	1-3	0-3
Wake Forest	2-2	2-1
William & Mary	2-0	2-0
Wofford	0-1	0-1

### VIRGINIA'S 91-87 ROAD TRIUMPH OVER NO. 15 FLORIDA STATE

- Kymora Johnson** scored 35 points on 14-of-20 shooting, pulled down seven rebounds and dished out six assists to lead the Cavaliers to a 91-87 triumph over then-No. 15 Florida State at Tucker Center on Jan. 21.
- The win marked the Cavaliers' first in league play this season and first true road win over an ACC team since the 2019-20 season.
- UVA's 91 points were the most in regulation against an ACC opponent since Jan. 30, 1998, when the Cavaliers scored 93 against Georgia Tech.
- The last time UVA scored at least 91 points against an ACC foe was in quadruple overtime at NC State on Feb. 10, 2011, when the Hoos scored 103 points.
- The win marked Cavaliers' first in Tallahassee since the 2011-12 season.
- The victory was also UVA's first true road win over a ranked opponent since Feb. 13, 2011, when UVA toppled then-No. 11 Maryland, 60-57, in College Park, Md.
- Including Johnson, five Cavaliers finished with double-digit points.

### EVERYBODY WANTS SOME

- After finishing fourth in the ACC in attendance (3,489) in 2022-23, UVA set a program record for season tickets sold this offseason after adding 1,000 new season ticket holders this year.
- For games played through March 1, Virginia is currently fifth in the ACC and No. 29 in the nation in attendance (4,367/gm).
- Virginia hosted a season-high 6,619 spectators in its most recent home game against Syracuse (Feb. 18), which also marked its fourth-highest paid attendance women's basketball game since JPJ in opened in 2006.

### JOHNSON GARNERS WEEKLY HONORS

- Kymora Johnson** was named ACC Rookie of the Week and U.S. Basketball Writers Association's Tamika Catchings national freshman of the week for her performance against Notre Dame (Jan. 18) and at then-No. 15 Florida State (Jan. 21).
- Johnson averaged 25.5 points, 7.5 rebounds, 6.5 assists and shot 59 percent from the field.
- She scored 35 points in the win over FSU, which tied for sixth all-time in program history.
- Johnson is the first Virginia player to be named ACC Rookie of the Week since Kylie Kornegay-Lucas was recognized on Nov. 25, 2019.
- Johnson is one of just two freshmen in school history to achieve that milestone with the other being Dawn Staley, who had 37 points at Wake Forest on Feb. 2, 1989.
- At the time, she was also one of just five freshmen nationally – and the only ACC freshman – to score 35 points in a game this season.
- Prior to Virginia's matchup in Tallahassee, the last time a Cavalier scored 35 points was on Jan. 21, 2010, when Monica Wright scored 39 points at Boston College

## UVA'S RECORD UNDER AGUGUA-HAMILTON WHEN...

Category	All	2023-24
Leading at the half	20-4	10-3
Trailing at the half	8-23	4-10
Tied at the half	0-2	0-1
Playing in overtime	1-0	1-0
Playing a non-conference opponent	19-4	8-3
Playing an ACC opponent	10-26	6-11
Shooting 50% or better	5-0	3-0
Shooting between 40-49.9%	18-9	9-4
Shooting less than 40%	6-20	2-10
Opponents shoot 50% or better	0-7	0-2
Opponents shoot less than 50%	28-23	3-13
UVA outrebounds its opponent	24-10	13-5
Opponent outrebounds UVA	2-19	0-9
Teams are tied in rebounds	3-0	1-0
UVA has 10 or more steals	12-8	4-4
UVA shoots 70% FT or better	19-21	10-10
UVA shoots less than 70% FT	10-9	4-4
Scoring less than 50 points	0-0	0-0
Scoring 50-59 points	0-10	0-3
Scoring 60-69 points	4-13	0-7
Scoring 70-79 points	12-6	6-4
Scoring 80-89 points	10-0	6-0
Scoring more than 90 points	3-0	2-0
Allowing fewer than 50 points	5-0	1-0
Allowing fewer than 40 points	2-0	0-0
Playing in John Paul Jones Arena	19-13	8-8
Playing on the road	9-14	5-5
Playing on a neutral court	1-2	1-1
Game decided by 1-4 points	2-6	1-5
Game decided by 5-10 points	6-8	4-3
Game decided by 11+ points	21-15	9-6
Playing at night	12-15	5-6
Playing in the afternoon	16-14	8-8
Playing in the morning	1-0	1-0
Playing on Monday	1-0	0-0
Playing on Tuesday	0-0	0-0
Playing on Wednesday	7-2	3-0
Playing on Thursday	6-13	4-6
Playing on Friday	1-0	1-0
Playing on Saturday	1-2	0-2
Playing on Sunday	13-12	6-6
Playing in November	14-2	5-2
Playing in December	7-3	3-2
Playing in January	3-13	2-6
Playing in February	5-10	4-4
Playing in March	0-1	0-0

## ACC PRESEASON POLL

- Virginia Tech (45) ..... 1,116
- Notre Dame (14) ..... 1,052
- North Carolina (1) ..... 973
- Louisville (1) ..... 867
- Florida State ..... 855
- Miami ..... 702
- Duke ..... 686
- NC State ..... 652
- Syracuse ..... 504
- Virginia ..... 438**
- Clemson ..... 395
- Georgia Tech ..... 342
- Boston College ..... 226
- Wake Forest ..... 192
- Pittsburgh ..... 120





# GAME NOTES

## A LOOK BACK AT 2022-23

- After going 5-22 in 2021-22, Virginia tripled its win total (15-15) last year under Coach Mox in her first season at UVA.
- The Cavaliers received an invite to the 2023 WNIT, but declined to participate due to a lack of healthy players.
- Last year, Virginia garnered its first national ranking – No. 25 in the USA Today Coaches Poll – since the 2011-12 season.
- The Cavaliers kicked off their 2022-23 campaign by winning their first 12 games, the best start in program history since the 1994-95 season.

## BRUNELLE NAMED TO KATRINA McCLAIN WATCH LIST

- For the second consecutive year, UVA forward **Sam Brunelle** was named a Katrina McClain Award Watch List selection, which was announced by the Naismith Memorial Basketball Hall of Fame and the WBCA on Oct. 19.
- The award, which is in its seventh year, recognizes the top power forward in NCAA Division I women's basketball. A national committee of top college basketball personnel determined the watch list of 20 candidates.
- Last season, Brunelle averaged 11.0 points per game, shot 40 percent from 3-point range and 91.2 percent from the free throw line. Brunelle started in 21 games for the Cavaliers in 2022-23 before her season was cut short due to injury.
- She scored in double figures in 14 games, helped the Hoos start 12-0 and achieve the program's first top-25 ranking – in the USA Today Coaches Poll – since 2010. Brunelle joined UVA in 2022 as a graduate transfer from Notre Dame.

## WRIGHT INDUCTED INTO VIRGINIA SPORTS HALL OF FAME

- Former Cavalier Monica Wright Rogers was inducted into the Virginia Sports Hall of Fame as part of its class of 2024, the organization announced Nov. 27.
- A native of Woodbridge, Va., Wright Rogers was Virginia's the 2006 Gatorade Virginia Player of the Year and was selected as a WBCA All-American.
- During her four years at Virginia, Wright Rogers set program career records for total points (2,540), scoring average (19.1 ppg), field goals made (962), field goal attempts (2,207) and 25-point games (28), and ranks fourth on the all-time list with 372 steals.
- A three-time All-American, Wright Rogers was named the 2010 ACC Player of the Year, ACC Defensive Player of the Year and WBCA National Defensive Player of the Year. Following her graduation, she played seven seasons in the WNBA, winning two WNBA Championships, and was named to the 2010 All-Rookie Team.

## JANKOSKA ENSHRINED IN SAGINAW COUNTY SPORTS HALL OF FAME

- Virginia assistant coach **Tori Jankoska**, arguably the best Michigan State women's basketball player of all-time, was enshrined in the Saginaw County (Mich.) Sports Hall of Fame on Nov. 5.
- Jankoska was a four-time all-state player for Freeland High School from 2010-13 where she scored a Saginaw County record 2,333 career points, also good for No. 9 all-time in the state of Michigan.
- Her senior year, she was crowned Michigan's Miss Basketball and the state's Gatorade Player of the Year.
- At Michigan State, she set the program's all-time scoring record (2,212).
- Jankoska was selected ninth overall by the Chicago Sky in the 2017 WNBA Draft and later played for the Polish basketball team, Basket Gdynia.
- Prior to her arrival at Virginia in 2022, Jankoska served as assistant coach for three seasons (2019-22) at Missouri State under current UVA head coach **Amaka Agugua-Hamilton**.

## JOCELYN WILLOUGHBY IN THE WNBA

- Virginia alumnae Jocelyn Willoughby '20 wrapped up her third playing season in the WNBA with the New York Liberty.
- Willoughby and the Liberty reached the WNBA finals where they fell, 3-1, in the series to the Las Vegas Aces.
- Willoughby led the ACC in scoring as a senior, averaging 19.2 points and 7.7 rebounds per game.
- This year's Virginia team traveled to Brooklyn, N.Y. for game No. 2 of the WNBA finals, which the Liberty won, 87-73, in Barclays Center.
- After the win, the Cavaliers were able to tour the arena with Willoughby.



## CAVALIERS SELECTED IN THE WNBA DRAFT

Year	Name	Team	Rd.	Pk.
1997	Wendy Palmer* (Elite Draft)	Utah Starzz	2	1
	Tammi Reiss*	Utah Starzz	1	5
	Tora Suber	Charlotte Sting	1	7
1999	Dawn Staley*	Charlotte Sting	1	9
2000	Lesley Brown (Expansion Draft)	Miami Sol	-	19
	Renee Robinson	Indiana Fever	4	9
2001	Svetlana Volnaya	Detroit Shock	3	6
2003	Telisha Quarles	Phoenix Mercury	3	4
2008	Sharnee Zoll	LA Sparks	3	1
2009	Lyndra Littles	Connecticut Sun	2	4
2010	Monica Wright	Minnesota Lynx	1	2
2020	Jocelyn Willoughby	Phoenix Mercury	1	10

## CAVALIERS WHO HAVE PLAYED IN THE WNBA

**Heidi Burge** (LA Sparks 1997, Washington Mystics 1998)

**Jenny Boucek** (Cleveland Rockers 1997)

**Wendy Palmer** (Utah Starzz 1997-99; Detroit Shock 1999-02; Orlando Miracle 2002; Connecticut Sun 2003-04; San Antonio Silver Stars 2005; Seattle Storm 2006-07)

**Tammi Reiss** (Utah Starzz 1997-98)

**Tora Suber** (Charlotte Sting 1997-98; Orlando Miracle 1999)

**Heather Burge** (Sacramento Monarchs 1999)

**Dawn Staley** (Charlotte Sting 1999-2005; Houston Comets 2005-06)

**Lesley Brown** (Miami Sol, 2000)

**DeMya Walker** (Portland Fire 2000-02; Sacramento Monarchs 2003-09; Connecticut Sun 2010-11; Washington Mystics 2011; New York Liberty 2012-13)

**Sharneé Zoll** (Minnesota Lynx 2008, Chicago Sky 2013)

**Monica Wright** (Minnesota Lynx 2010-15; Seattle Storm 2015-16)

**Jocelyn Willoughby** (New York Liberty 2020-pres.)

## WNBA CHAMPIONS

**DeMya Walker** (Sacramento Monarchs, 2005)

**Monica Wright** (Minnesota Lynx, 2011 & 2013)

# 2023-24 VIRGINIA ROSTER

## NUMERICAL

No.	Name	Pos.	Yr.	Ht.	Hometown	High School/Previous School
0	Olivia McGhee	G	Fr.	6-2	Louisa, Va.	IMG Academy
1	Paris Clark	G	So.	5-8	Bronx, N.Y.	Long Island Lutheran/Arizona
4	Jillian Brown	G	Jr.	5-10	Grand Rapids, Mich.	East Grand Rapids/Northwestern
5	Yonta Vaughn	G	So.	5-8	District Heights, Md.	Bishop McNamara
10	Mir McLean	G/F	Sr.	5-11	Baltimore, Md.	Roland Park Country School/UConn
12	Edessa Noyan	F	Fr.	6-3	Södertälje, Sweden	Täljegymnasiet
14	Kaydan Lawson	G	Sr.	6-0	Cleveland, Ohio	Orange
20	Camryn Taylor	F	5th	6-2	Peoria, Ill.	Richwoods/Marquette
21	Kymora Johnson	G	Fr.	5-7	Charlottesville, Va.	St. Anne's-Belfield School
23	Alexia Smith	G	Sr.	5-8	Columbus, Ohio	Columbus Africentric Early College/Minnesota
32	Cady Pauley	G	So.	5-11	Milan, Mo.	Milan
33	Sam Brunelle	F	Gr.	6-2	Ruckersville, Va.	William Monroe/Notre Dame
34	London Clarkson	F	Gr.	6-2	Pflugerville, Texas	Pflugerville/Florida State
41	Taylor Lauterbach	C	Gr.	6-7	Appleton, Wisc.	Appleton West/K-State

## ALPHABETICAL

No.	Name	Pos.	Yr.	Ht.	Hometown	High School/Previous School
4	Jillian Brown	G	Jr.	5-10	Grand Rapids, Mich.	East Grand Rapids/Northwestern
33	Sam Brunelle	F	Gr.	6-2	Ruckersville, Va.	William Monroe/Notre Dame
1	Paris Clark	G	So.	5-8	Bronx, N.Y.	Long Island Lutheran/Arizona
34	London Clarkson	F	Gr.	6-2	Pflugerville, Texas	Pflugerville/Florida State
21	Kymora Johnson	G	Fr.	5-7	Charlottesville, Va.	St. Anne's-Belfield School
41	Taylor Lauterbach	C	Gr.	6-7	Appleton, Wisc.	Appleton West/K-State
14	Kaydan Lawson	G	Sr.	6-0	Cleveland, Ohio	Orange
0	Olivia McGhee	G	Fr.	6-2	Louisa, Va.	IMG Academy
10	Mir McLean	G/F	Sr.	5-11	Baltimore, Md.	Roland Park Country School/UConn
12	Edessa Noyan	F	Fr.	6-3	Södertälje, Sweden	Täljegymnasiet
32	Cady Pauley	G	So.	5-11	Milan, Mo.	Milan
23	Alexia Smith	G	Sr.	5-8	Columbus, Ohio	Columbus Africentric Early College/Minnesota
20	Camryn Taylor	F	5th	6-2	Peoria, Ill.	Richwoods/Marquette
5	Yonta Vaughn	G	So.	5-8	District Heights, Md.	Bishop McNamara

**Head Coach:** Amaka Agugua-Hamilton (Hofstra '05), 2nd year

**Assistant Coach:** CJ Jones (Francis Marion '10), 2nd year

**Assistant Coach:** Tori Jankoska (Michigan State '16), 2nd year

**Assistant Coach:** Alysiah Bond (Ohio State '95), 2nd year

**Assistant Coach:** Janko Popovic (LeMoyne-Owen, '14), 2nd year

**Director of Basketball Operations:** Jazmin Horne (Saint Joseph's '17, Temple '22), 2nd season

**Director of Scouting and Player Development:** Abby Emmert (Missouri State '21, '22), 2nd season

**Director of Recruiting Operations:** Mariah White (Missouri State '22), 2nd season

**Athletic Trainer:** Lydia Johnson (Charleston Southern, '12), 2nd season

**Strength & Conditioning Coach:** Justin Westbrook (Virginia '22, '23), 1st season

## Pronunciation Guide

5.	Yonta Vaughn	Yahn-tah
10.	Mir McLean	Rhymes with dear
12.	Edessa Noyan	Eh-dess-uh
21.	Kymora Johnson	Kuh-more-uh
23.	Alexia Smith	Uh-lex-ee-uh
41.	Taylor Lauterbach	Law-tuhr-bahk
	Amaka Agugua-Hamilton	Uh-mah-kuh Uh-goo-gwah
	Alysiah Bon	Uh-lie-shuh
	Tori Jankoska	Jan-kahs-kuh
	Janko Popovic	Yahn-koh Pop-oh-vich

## UVA BIRTHDAYS

February 1	Alexia Smith
February 9	Yonta Vaughn
February 18	Olivia McGhee
March 15	Camryn Taylor
March 19	Sam Brunelle
May 2	Edessa Noyan
May 15	Cady Pauley
June 7	Taylor Lauterbach
July 25	Kymora Johnson
August 13	Jillian Brown
September 5	Mir McLean
September 12	Paris Clark
October 17	London Clarkson
December 14	Kaydan Lawson

# VIRGINIA'S RECORD WHEN...

## VIRGINIA'S RECORD IN 2023-24 WHEN...

Games decided by 10 points or less .....	5-7
Games decided by 11 points or more .....	9-6
Leading at halftime .....	10-3
Trailing at halftime .....	4-10
Tied at halftime .....	0-1
In overtime games .....	1-0
Leading by 10 or more points .....	10-1
Shot FG 50% or better .....	3-0
Shot FG 40-49.9% .....	8-5
Shot FG less than 40% .....	2-9
Holding opponent under 60 points .....	6-1
Scoring 30-39 points .....	0-0
Scoring 40-49 points .....	0-0
Scoring 50-59 points .....	0-3
Scoring 60-69 points .....	0-7
Scoring 70-79 points .....	6-3
Scoring 80-89 points .....	6-0
Scoring 90-100 points .....	2-0
Scoring over 100 points .....	0-0
Outrebounding opponent .....	13-5
Being outrebounded .....	0-9
Tied in rebounding .....	1-0
Had fewer turnovers than opponent .....	9-5
Tied in turnovers .....	0-3
Committed fewer than 15 turnovers .....	7-6
Wearing white uniforms .....	9-8
Wearing blue uniforms .....	3-3
Wearing orange uniforms .....	2-3

## VIRGINIA MARGINS OF VICTORY IN 2023-24

1-3 points .....	0
4-9 points .....	5
10-19 points .....	2
20-29 points .....	7
30-39 points .....	0
40-49 points .....	0

## VIRGINIA MARGINS OF DEFEAT IN 2023-24

1-3 points .....	3
4-9 points .....	4
10-19 points .....	6
20-29 points .....	1
30-39 points .....	0
40-49 points .....	0

## LARGEST LEADS & BEST SCORING RUNS IN 2023-24

Largest winning margin	29 (80-51) vs. William & Mary, 11/15/23
Largest losing margin	27 (66-93) at #6 NC State, 1/11/24
Largest lead	38 (3rd 4:54) vs. Fordham, 12/21/23
Largest deficit	34 (3rd 1:16) at #6 NC State, 1/11/24
Largest deficit in a win	15 (1st 3:01) vs. Tulane, 11/24/23
	15 (2nd 9:30) vs. Missouri, 11/30/23
Largest lead in a loss	11 (2nd 2:04) vs. Wofford, 12/16/23
Largest halftime lead	25 (50-25) vs. Fordham, 12/21/23
Largest halftime deficit	23 (34-57) at #6 NC State, 1/11/24
Largest halftime deficit in a win	8 (28-36) vs. Missouri, 11/30/23
Best scoring run	21 (4th 3:01) vs. Campbell, 11/12/23
Opponent's best scoring run	13 (3rd 6:17) vs. Pittsburgh, 1/25/24

## SCORING BENCHMARKS

### GAMES WITH 20 OR MORE POINTS IN 2023-24

	Career	2023-24
#20 Camryn Taylor, F	16*	5
#33 Sam Brunelle, F	8#	1
#21 Kymora Johnson, G	7	7
#10 Mir McLean, G/F	3	0
#34 London Clarkson, G	1	0
#0 Olivia McGhee, G	1	1

\* - includes four 20-point games in two seasons at Marquette (2019-21)

# - includes seven 20-point games in three seasons at Notre Dame (2019-22)

### GAMES WITH 10 OR MORE POINTS

	Career	2023-24
#20 Camryn Taylor, F	80*	20
#33 Sam Brunelle, F	63*	9
#34 London Clarkson, F	23*	8
#4 Jillian Brown, G	22*	7
#10 Mir McLean, G/F	20*	0
#21 Kymora Johnson, G	21	21
#1 Paris Clark, G	16*	13
#14 Kaydan Lawson, F	12	0
#23 Alexia Smith, G	12	5
#0 Olivia McGhee, G/F	9	9
#5 Yonta Vaughn, G	4	3
#32 Cady Pauley, G	3	0
#12 Edessa Noyan, F	1	1
#41 Taylor Lauterbach, C	1*	0

\* - includes 10-point games at previous school

### GAMES WITH 10 OR MORE REBOUNDS

	Career	2023-24
#10 Mir McLean, G/F	6	0
#20 Camryn Taylor, F	6	4
#14 Kaydan Lawson, F	1	0
#34 London Clarkson, F	1	0
#4 Jillian Brown, G	2	2
#41 Taylor Lauterbach, C	2*	0
#23 Alexia Smith, G	1	1
#1 Paris Clark, G	1	1

\* - includes two 10-rebound games in three seasons at K-State

### DOUBLE DOUBLES

	Career	2023-24
#21 Camryn Taylor, F	12*	4
#10 Mir McLean, G/F	7	0
#4 Jillian Brown, G	1	1
#1 Paris Clark, G	1	1
#21 Kymora Johnson, G	1	1
#23 Alexia Smith, G	1	1

\* - includes five double-doubles in 27 games at Marquette

# GAME-BY-GAME LEADERS & STARTING LINEUPS

Date	Opponent	W/L	Score	Points	Rebounds	Assists
11/8	UMES	W	76-52	Taylor, 22	Brown, 13	Vaughn, 8
11/12	Campbell	W	74-49	Taylor, 16	Noyan, 8	Johnson, 7
11/15	William & Mary	W	80-51	Brown, 17	Brown & Taylor, 7	Smith, 4
11/19	Oklahoma	L	67-82	Taylor, 17	Brown, 9	Johnson, 6
11/24	vs. Tulane	W	81-59	Vaughn, 14	McGhee, 6	Johnson, 9
11/25	vs. LSU	L	73-76	Clark, 19	Brown & Clark, 7	Vaughn, 7
11/30	Missouri	W (ot)	87-81	Taylor, 26	Smith, 13	Johnson, 7
12/3	at La Salle	W	94-73	Johnson, 17	Brown, 8	Vaughn, 6
12/6	Rider	W	78-51	Taylor, 18	Taylor, 13	Johnson, 4
12/16	Wofford	L	70-71	Clark & McGhee, 14	Clarkson, 9	Johnson, 9
12/21	Fordham	W	82-56	Johnson, 26	Taylor, 8	Johnson, 7
12/31	#3 NC State	L	61-72	Taylor, 17	<b>Taylor, 15</b>	Johnson, 7
1/4	at Georgia Tech	L	60-63	Taylor, 19	Clark, 12	Johnson, 6
1/7	Duke	L	56-60	Taylor, 17	Johnson, 8	Vaughn, 6
1/11	at #6 NC State	L	66-93	Taylor, 22	Smith, 9	Smith, 6
1/14	at #20 North Carolina	L	68-81	Taylor, 16	Clarkson & Taylor 7	Johnson & Smith 5
1/18	#19 Notre Dame	L	76-86	Clark & Johnson, 16	Johnson 8	Johnson, 7
1/21	at #15 Florida State	W	91-87	<b>Johnson, 35</b>	Taylor, 10	Johnson, 6
1/25	Pittsburgh	L	52-56	Johnson, 17	Smith, 8	Johnson, 4
1/28	#20 North Carolina	W	81-66	Johnson, 25	Brunelle, 7	Smith, 6
2/1	at #17 Virginia Tech	L	63-76	Johnson, 22	Clark, 8	Johnson, 3
2/4	Clemson	L	69-75	Johnson & Brunelle, 24	Clark, 7	Johnson, 8
2/8	at Boston College	W	73-66	Vaughn, 16	Noyan, 9	Johnson, 4
2/11	at Wake Forest	W	87-79	Johnson, 23	Brunelle & Johnson, 6	Johnson, 7
2/18	#19 Syracuse	L	79-85	Taylor, 20	Taylor, 8	<b>Johnson, 10</b>
2/22	Miami	W	77-60	Johnson, 21	Taylor, 11	Smith, 8
2/25	at #20 Louisville	W	73-68	Taylor, 22	Clark, 8	Johnson, 6
2/29	Duke	L	54-73	Johnson, 14	Johnson, 6	Johnson, 2

**Bold** – Team season high

## STARTING LINEUPS

Lineup #	Game(s)	W-L	G	G	G/F	F	F/C
1	1	1-0	Johnson	Brown	Smith	Taylor	Noyan
2	2-4	2-1	Johnson	Brown	Smith	Taylor	Clarkson
3	5	1-0	Johnson	Brown	McGhee	Taylor	Clarkson
4	6-9, 11, 15-16, 26-28	6-4	Johnson <sup>28</sup>	Clark <sup>11</sup>	Smith <sup>3</sup>	Taylor <sup>4</sup>	Brunelle <sup>8</sup>
5	10	0-1	Johnson	Clark	Smith	Brunelle	Clarkson
6	12-13	0-2	Johnson	Clark	Smith	Taylor	Clarkson
7	14	0-1	Johnson	Clark	Brown	Taylor	Clarkson
8	17	0-1	Johnson	Smith	McGhee	Taylor	Clarkson
9	18-19	1-1	Johnson	Clark	McGhee	Taylor	Clarkson
10	20-21	1-1	Johnson	Clark	McGhee	Brunelle	Clarkson
11	22	0-1	Johnson	Clark	Brown	Brunelle	Clarkson
12	23	1-0	Johnson	Clark	Brown	Brunelle	Noyan
13	24	1-0	Johnson	Clark	McGhee	Brunelle	Noyan
14	25	0-1	Johnson	Clark	McGhee	Brunelle	Taylor

# - Consecutive starts



# GAME-BY-GAME SCORING & SPECIALTY STATS

Date	Opponent	Total		1st Half		2nd Half (OT)		Starters		Bench		In the Paint		Fast Break		2nd Chance		Off Turnovers	
		UVA	Opp.	UVA	Opp.	UVA	Opp.	UVA	Opp.	UVA	Opp.	UVA	Opp.	UVA	Opp.	UVA	Opp.	UVA	Opp.
11/8	UMES	76	52	35	<b>22</b>	41	30	58	<b>27</b>	18	25	30	<b>10</b>	24	6	12	4	14	10
11/12	Campbell	74	<b>49</b>	29	35	45	<b>14</b>	65	37	9	12	32	22	22	5	14	9	20	6
11/15	William & Mary	80	51	34	23	46	28	49	33	31	18	42	24	22	7	15	10	13	5
11/19	#25 Oklahoma	67	82	27	44	40	38	41	63	26	19	36	30	7	18	15	8	21	7
11/24	vs. Tulane	81	59	36	34	45	25	32	43	<b>49</b>	16	26	22	13	9	13	7	<b>28</b>	6
11/25	vs. #7 LSU	73	76	38	38	35	38	51	68	22	8	32	42	14	8	21	15	16	13
11/30	Missouri (OT)	87	71	28	36	47 (12)	39 (6)	62	66	25	15	44	32	8	8	18	7	21	8
12/3	at La Salle	<b>94</b>	73	45	33	49	40	49	46	45	27	<b>46</b>	28	19	11	15	6	22	10
12/6	Rider	78	51	32	27	46	24	45	39	33	12	40	26	17	4	<b>26</b>	<b>0</b>	16	<b>4</b>
12/16	Wofford	70	71	37	30	33	41	35	51	35	20	34	28	17	<b>2</b>	11	7	16	12
12/21	Fordham	82	56	<b>50</b>	25	32	31	56	36	26	20	38	18	<b>36</b>	12	4	8	21	15
12/31	#3 NC State	61	72	32	31	29	41	40	64	21	8	16	32	16	15	9	18	14	10
1/4	at Georgia Tech	60	63	24	27	36	36	49	58	11	5	34	24	14	6	17	15	12	12
1/7	Duke	56	60	26	30	30	30	41	44	15	16	20	30	12	4	9	13	14	13
1/11	at #6 NC State	66	93	34	57	32	36	46	71	20	22	28	36	14	36	14	5	7	23
1/14	at #20 North Carolina	68	81	32	37	36	44	40	58	28	23	20	26	11	15	9	5	7	13
1/18	#19 Notre Dame	76	86	33	39	43	47	41	77	35	9	36	42	12	26	11	9	11	26
1/21	at #15 Florida State	91	87	39	43	<b>52</b>	44	<b>73</b>	74	18	13	40	38	7	14	15	14	5	23
1/25	Pittsburgh	56	52	26	23	33	26	36	52	16	<b>4</b>	14	34	13	8	4	9	9	22
1/28	#20 North Carolina	81	66	37	34	44	32	63	56	18	10	24	28	6	8	9	9	19	15
2/1	at #17 Virginia Tech	63	76	41	46	22	30	43	71	20	5	24	28	2	4	10	19	6	8
2/4	Clemson	69	75	27	33	42	42	54	68	15	7	24	28	13	12	8	18	17	13
2/8	at Boston College	73	66	34	37	39	29	47	52	26	14	38	26	10	8	7	12	16	28
2/11	at Wake Forest	87	79	38	32	49	47	64	47	23	32	28	28	12	6	14	13	18	21
2/18	#19 Syracuse	79	85	28	45	51	40	72	69	7	16	34	22	10	16	12	12	17	13
2/22	Miami	77	60	46	32	31	28	60	33	17	27	16	38	6	4	16	12	21	16
2/25	at #20 Louisville	73	68	32	26	41	42	58	34	15	34	38	32	2	6	10	19	18	16
2/29	at Duke	54	73	27	40	27	33	37	60	17	13	30	30	2	10	12	6	9	16

**Bold** – Virginia season high/opponent season low

# GAME-BY-GAME COMPARISONS

Date	Opponent	W/L	Score	Field Goals		3-Pointers		Free Throws		Rebounds			PF	A	TO	Stl	Blk	Pts
				FG-FGA	Pct	3FG-3FGA	Pct	FT-FTA	Pct	Off	Def	Total						
11/8/23	at Virginia UMES	W	76-52	24-67	35.8	8-31	25.8	20-25	80.0	20	40	60	15	16	19	8	8	76
				20-71	28.2	5-21	23.8	8-10	70.0	13	26	39	19	7	14	5	5	52
11/12/23	at Virginia Campbell	W	74-49	25-62	40.3	3-15	20.0	21-23	91.3	13	30	43	17	16	11	11	7	74
				15-58	31.0	7-27	25.9	6-16	37.5	15	25	40	21	13	21	5	7	49
11/15/23	at Virginia W&M	W	80-51	29-71	40.8	6-22	27.3	16-20	80.0	18	38	56	17	15	12	7	8	80
				18-67	26.9	3-19	15.8	12-16	75.0	13	25	38	19	10	14	4	3	51
11/19/23	at Virginia #22 Oklahoma	L	67-82	26-83	31.3	1-23	4.3	14-17	82.4	18	25	43	19	12	12	14	3	67
				30-62	48.4	13-30	43.3	9-12	75.0	8	41	49	17	22	24	6	7	82
11/24/23	Virginia vs. Tulane	W	81-59	30-74	40.5	15-35	42.9	6-7	85.7	14	29	43	19	20	12	13	4	81
				18-58	31.0	6-23	26.1	17-24	70.8	14	29	43	10	9	19	10	4	59
11/25/23	Virginia vs. #7 LSU	L	73-76	27-72	37.5	9-31	29.0	10-14	71.4	19	23	42	24	14	16	8	6	73
				26-67	40.3	2-8	25.0	20-24	83.3	18	29	47	17	16	16	4	2	76
11/30/23	at Virginia Missouri	W (ot)	87-81	32-78	41.0	5-22	22.7	18-23	78.3	16	28	44	19	20	6	7	6	87
				27-60	45.0	9-25	36.0	18-26	69.2	9	32	41	20	15	18	6	4	81
12/3/23	Virginia at La Salle	W	94-73	33-72	45.8	5-21	23.8	23-25	92.0	17	31	48	18	22	14	9	2	94
				27-68	39.7	10-34	29.4	9-13	69.2	12	22	34	21	13	20	6	3	73
12/6/23	at Virginia Rider	W	78-51	29-76	38.2	7-28	25.0	13-20	65.0	31	29	60	11	14	10	12	2	78
				22-52	42.3	4-21	19.0	3-6	50.0	13	19	22	15	16	16	8	1	51
12/16/23	at Virginia Wofford	L	70-71	28-68	41.2	4-23	17.4	10-13	76.9	18	27	45	13	19	17	8	3	70
				27-58	46.6	11-26	42.3	6-7	85.7	5	22	27	17	16	18	11	1	71
12/21/23	at Virginia Fordham	W	82-56	31-58	53.4	12-22	54.5	8-11	72.7	7	32	39	9	21	19	9	4	82
				20-64	31.3	11-30	36.7	5-6	83.3	12	20	32	9	15	20	12	0	56
12/31/23	at Virginia #3 NC State	L	61-72	20-72	27.8	9-30	30.0	12-19	63.2	12	32	44	19	12	11	5	8	61
				25-70	35.7	5-19	26.3	17-19	89.5	13	43	56	15	14	11	6	4	72
1/4/24	Virginia at Georgia Tech	L	60-63	22-64	34.4	1-16	6.3	15-23	65.2	17	29	46	24	14	17	12	8	60
				19-59	32.2	4-18	22.2	21-33	63.6	15	27	42	17	10	16	9	2	63
1/7/24	at Virginia Duke	L	56-60	16-54	29.6	2-10	20.0	22-26	84.6	11	24	35	25	11	14	5	5	56
				22-55	40.0	2-18	11.1	14-25	56.0	12	29	41	23	11	14	7	9	60
1/11/24	Virginia at # 6 NC State	L	66-93	27-82	32.9	6-23	26.1	6-8	75.0	21	29	50	21	12	17	6	2	66
				32-66	48.5	10-23	43.5	19-23	82.6	5	35	40	12	19	11	9	7	93
1/14/24	Virginia at #20 North Carolina	L	68-81	22-65	33.8	8-19	42.1	16-21	76.2	10	29	39	25	16	12	5	0	68
				28-62	45.2	7-17	41.2	18-26	69.2	8	36	44	20	20	9	6	6	81
1/18/24	at Virginia #19 Notre Dame	L	76-86	26-62	41.9	7-23	30.4	17-18	94.4	11	26	37	35	17	23	7	7	76
				25-56	44.6	3-14	21.4	33-44	75.0	10	25	35	21	16	15	13	5	86
1/21/24	Virginia at #15 Florida State	W	91-87	36-67	53.7	8-17	47.1	11-16	68.8	12	36	48	24	14	19	3	6	91
				30-76	39.5	5-26	19.2	22-29	75.9	10	20	30	16	13	3	7	1	87
1/25/24	at Virginia Pittsburgh	L	52-56	17-60	28.3	7-27	25.9	11-16	68.8	13	32	45	14	13	22	8	4	52
				23-63	36.5	4-19	21.1	6-10	60.0	11	30	41	15	15	20	11	2	56
1/28/24	at Virginia #20 North Carolina	W	81-66	24-50	48.0	11-19	57.9	22-28	78.6	6	29	35	21	20	16	11	4	81
				24-56	42.9	6-16	37.5	12-19	63.2	8	22	30	23	17	17	6	4	66
2/1/24	Virginia at #17 Virginia Tech	L	63-76	21-57	36.8	6-17	35.3	15-21	71.4	8	23	31	12	6	9	4	1	63
				31-72	43.1	7-30	23.3	7-8	87.5	17	30	47	15	20	6	3	7	76
2/4/24	at Virginia Clemson	L	69-75	27-62	43.5	10-26	38.5	5-9	55.6	12	18	30	25	22	12	4	6	69
				25-53	47.2	6-16	37.5	19-28	67.9	15	26	41	13	15	14	7	4	75
2/8/24	Virginia at Boston College	W	73-66	27-55	49.1	4-13	30.8	15-17	88.2	10	31	41	23	13	24	7	5	73
				20-64	31.3	4-12	33.3	22-28	78.6	14	19	33	15	15	15	15	3	66
2/11/24	Virginia at Wake Forest	W	87-79	31-58	53.4	13-26	50.0	12-14	85.7	7	27	34	22	17	17	8	5	87
				25-62	40.3	10-31	32.3	19-26	73.1	12	17	29	19	13	13	9	0	79
2/18/24	at Virginia Syracuse	L	79-85	30-70	42.9	8-24	33.3	11-12	91.7	15	19	34	22	27	12	10	5	79
				29-56	51.8	12-20	60.0	15-19	78.9	9	26	35	13	19	16	6	2	85
2/22/24	at Virginia Miami	W	77-60	28-63	44.4	11-25	44.0	10-14	71.4	17	25	42	12	22	15	9	10	77
				25-66	37.9	2-16	12.5	8-10	80.0	17	20	37	16	12	13	3	2	60
2/25/24	Virginia at #20 Louisville	W	73-68	27-64	42.2	7-21	33.3	12-18	66.7	17	22	39	18	12	14	6	3	73
				24-56	42.9	6-17	35.3	14-20	70.0	12	24	36	18	12	15	4	2	68
2/29/24	Virginia at Duke	W	54-73	20-54	37.0	1-12	8.3	13-18	72.2	8	16	24	17	5	16	12	2	54
				27-53	50.9	5-17	29.4	14-16	87.5	8	27	35	17	20	17	6	2	73
Totals	Virginia Opponents			735-1840	39.9	194-621	31.2	384-496	77.4	398	779	1177	540	442	422	228	134	2048
				688-1730	39.8	179-593	30.2	392-543	72.2	318	746	1064	473	413	425	204	99	1947

## Virginia Averages

Games Played	Points/game	FG Pct	3FG Pct	FT Pct	Rebounds/game	Assists/game	Turnovers/game	Assist/Turnover ratio	Steals/game	Blocks/game
28	73.1	39.9	31.2	77.4	42.0	15.8	15.1	1.0	8.1	4.8

## Opponents Averages

Games Played	Points/game	FG Pct	3FG Pct	FT Pct	Rebounds/game	Assists/game	Turnovers/game	Assist/Turnover ratio	Steals/game	Blocks/game
28	69.5	39.8	30.2	72.2	38.0	14.8	15.2	1.0	7.3	3.5

# THE LAST TIME

## INDIVIDUAL

**One player with a double-double:** Camryn Taylor (18 pts, 11 reb), vs. Miami, 2/22/24

**Two UVA players with double-doubles in the same game:** vs. Syracuse (Willoughby 13 pts, 12 reb; Jablonowski 12 pts, 10 reb), 3/5/20

**Five Players in double figures:** at Boston College (Vaughn 16, Clark 14, Noyan 13, Brunelle 10, Johnson 10), 2/8/24

**Six players in double figures:** vs. at La Salle (Johnson 17, Brown 12, Clark 12, Clarkson 11 Brunelle 10, Taylor 10), 12/3/23

**Seven players in double figures:** vs. Norfolk State 11/16/15 (Randolph 17, Moses 12, Brown 11, Venson 10, Mason 10, Huland El 10, Jones 10)

**Zero players in double figures:** vs. Louisville, 1/17/19

**Every available Cavalier scored:** vs. Rider, 12/6/23

**Scored 25 points:** 25, Kymora Johnson vs. #20 North Carolina, 1/28/24

**Scored 30 points:** 35, Kymora Johnson at #15 Florida State, 1/21/24

**Scored 40 points:** \*\*48, Mimi Kennedy at North Carolina, 01/15/98

**A non-starter scored 20 or more points:** 23, London Clarkson vs. North Carolina, 2/2/23

**Two or more Cavaliers scored 20 or more points in a game:** at Wake Forest (Johnson 23 & McGhee 22), 2/11/24

**Perfect from the field (5 attempts):** 6-6, Kymora Johnson at La Salle, 12/3/23

**Made at least five 3FGs:** Kymora Johnson (5-9) vs. Miami, 2/22/24

**Perfect at FT line (8 attempts):** 10-10, Camryn Taylor at La Salle, 12/3/23

**Perfect at FT line (9 attempts):** 10-10, Camryn Taylor at La Salle, 12/3/23

**Perfect at FT line (10 attempts):** 10-10, Camryn Taylor at La Salle, 12/3/23

**Attempted 20 free throws:** 20\*\*, Brandi Teamer at Wake Forest, 1/6/05

**Had 15 rebounds:** 15, Camryn Taylor vs. #3 NC State 12/31/23

**Had 20 rebounds:** 24, Sarah Imovbioh vs. Ohio State 11/14/14

**Had 10 assists:** 10, Kymora Johnson vs. Syracuse, 2/18/24

**Had 6 steals:** 9, Shemera Williams vs. Duke, 1/9/20

**Had 5 blocked shots:** 5, Sam Brunelle vs. Florida State, 1/19/23

## OPPONENT

**Opponent scored 100 points:** 103, at Notre Dame 3/3/19

**Opponent failed to score at least 30 points:** 28, Morgan State, 12/18/22

**ACC opponent failed to score at least 50 points:** 41, Syracuse, 2/2/20

**Opponent failed to make at least one 3FG:** 0-19, Morgan State, 12/18/22

**Opponent failed to score at least one second-chance point:** Rider, 12/6/23

**Opponent attempted at least 40 free throws:** 44, #19 Notre Dame, 1/18/24

**Five opposing players scored in double figures:** at #6 NC State, 1/11/24 (Brooks 19, Hayes 17, James 15, Collins 14, Steele 13)

**Opponent individual scored at least 30 points:** 33, Dyaisha Fair, vs. #19 Syracuse, 2/18/24

**Opponent made game-winning buzzer beater:** Rachael Rose (0.4 seconds), Wofford, 12/16/23

## TEAM

### RANKINGS

**UVA ranked in AP Top 25:** #22, 11/21/12

**UVA ranked USA Today Top 25:** #25, 12/20/22

**Played AP No. 1 team:** #1 Duke, L 79-58, 3/2/07

**Defeated AP No. 1 team:** #1 Maryland, 75-74, 2/11/92

**Defeated AP Top 10 team:** #4 Florida State 60-51, 2/16/17

**Defeated AP Top 25 team:** vs. #20 Louisville, 2/25/24

**Defeated USA Today 25 team:** vs. #20 Louisville, 2/25/24

### FIELD GOAL SHOOTING

**Shot at least 50 percent:** 53.4 (31-58) at Wake Forest, 2/11/24

**Shot at least 60 percent:** 62.3 (33-53) vs. Georgia Tech, 3/02/08

**Shot at least 70 percent:** \*\*70.0 (42-60) at Wake Forest, 1/7/87

**Made 40-49 field goals:** 40 vs. Coppin State, 11/13/16

**Made 50 field goals:** \*\*54 vs. Cleveland State, 11/29/95

**Attempted 70 FG:** 70 vs. #19 Syracuse, 2/18/24

**Attempted 80 FG:** 82 at #6 NC State, 1/11/24

### 3-POINT SHOOTING

**Shot 50 percent:** 50.0 (13-26) at Wake Forest, 2/11/24

**Shot 60 percent:** 60.0 (9-15) vs. UNCG, 12/2/17

**Shot 70 percent:** 75.0 (6-8) vs. Louisville, 3/01/15

**Shot 80 percent:** 85.7 (6-7) vs. St. John's, 3/19/88

**Made 10 3FGs:** 11 (11-25) vs. Miami, 2/22/24

**Made 15 3FGs:** \*\*15 vs. Tulane, 11/24/23

**Attempted 30 3FGs:** 30 (made 9) vs. #3 NC State, 12/31/23

**UVA failed to make at least one 3FG:** 0-10 3FG at Loyola Chicago, 11/16/22

### FREE THROW SHOOTING

**Shot 85 percent:** 91.7 (11-12) vs. #19 Syracuse, 2/18/24

**Shot 90 percent:** 91.7 (11-12) vs. #19 Syracuse, 2/18/24

**Shot 100 percent:** 1.000 (10-10) vs. North Carolina, 2/24/22

**Made 20 free throws:** 22 (22-28) vs. #20 North Carolina, 1/28/24

**Made 30 free throws:** 30 (30-38) vs. North Carolina, 02/20/14

**Attempted 0 FT:** at Duke 1/14/18

**Attempted 30 FT:** 34 vs. Pittsburgh, 2/20/22

**Attempted 40 FT:** 44 vs. Indiana, 11/26/09

**Attempted 50 FT:** \*\*54 at Wake Forest, 1/6/05

### SCORING

**Scored 85 points:** 87 at Wake Forest, 2/11/24

**Scored 90 points:** 91 at #15 Florida State, 1/21/24

**Scored 100 points:** 101 vs. UMBC, 11/10/22

**Scored 40 bench points:** 45 at La Salle, 12/3/23

**Scored 50 bench points:** 55 vs. Radford 12/18/11

### REBOUNDING

**Had 50 rebounds:** 50 at #6 NC State, 1/11/24

**Had 60 rebounds:** 60 vs. Rider, 12/6/23

**Had 70 rebounds:** \*\*77 vs. Rider, 12/19/96

### ASSISTS

**Had 20 assists:** 22 vs. Miami, 2/22/24

**Had 30 assists:** \*\*37 vs. Cleveland State, 11/29/95

### STEALS

**Had 15 steals:** 15 vs. UNCW, 12/4/22

**Had 20 steals:** 22 vs. UMES, 12/17/13

**Had 25 steals:** 26 vs. Clemson, 2/12/12

### BLOCKED SHOTS

**Blocked 10 shots:** 10 vs. Miami, 2/22/24

**Blocked 15 shots:** \*\*15 vs. Georgia Tech, 1/20/96

### TURNOVERS

**UVA forced 30 turnovers:** 31 at Wake, 01/10/16

**UVA committed 30 turnovers:** 30 vs. ECU 11/27/22

### COMEBACK WINS

**Overcame a 13-point deficit:** 13 (2nd 7:51), vs. #20 North Carolina, 1/28/24

**Overcame a 15-point deficit:** 15 (2nd 9:30), vs. Missouri, 11/30/23

**Overcame a 20-point deficit:** \*\*22 (2nd 5:27), vs. Miami, 2/13/20

### OVERTIME

**UVA played in OT:** W, 87-53 vs. Missouri, 11/30/23

**UVA won in OT:** W, 87-53 vs. Missouri, 11/30/23

**UVA lost in OT:** L, 81-86 vs. Louisville, 1/5/17

**UVA played in 2OT:** L (2OT), 73-70 at Alabama, 12/21/12

**UVA played in 3OT:** W (4OT), 94-92 vs. NC State, 2/10/11

**UVA played in 4OT:** W (4OT), 94-92 vs. NC State, 2/10/11

### MISCELLANEOUS

**UVA shot 80% from the floor in a quarter:** .800 (8-10) vs. NC State, 1/13/22\*\*

**UVA shot 70% from the floor in a quarter:** .714 (10-14) vs. Syracuse, 2/8/22

**UVA shot 60% from the floor in first half:** .619 (26-42) vs. Central Connecticut State, 11/12/17

**UVA shot 60% from the floor in second half:** .608 (14-23) vs. Illinois Chicago, 12/16/16

**UVA shot less than 20% from floor in first half:** 19.2 (5-26) vs. NC State, 1/13/19

**UVA shot less than 20% from floor in second half:** 18.7 (6-32) vs. Syracuse, 3/5/20

**UVA scored less than 15 points in first half:** 13 at Florida State, 1/8/06

**UVA scored less than 15 points in second half:** 12 at Georgia Tech, 1/09/22

**UVA held opponent to less than 15 points first half:** 14 vs. Morgan State, 12/18/22

**UVA held opponent to less than 15 points second half:** 14 vs. Campbell, 11/12/23

**UVA held opponent to less than 10 points first half:** 6 vs. Norfolk State, 12/28/12

\*\*program record

# JOHN PAUL JONES ARENA RECORDS

## VIRGINIA PLAYERS

Points	33, Lyndra Littles vs. Louisiana Tech, 12/29/08
Field Goals Made	13, Monica Wright vs. Monmouth, 12/18/08
Field Goal Attempts	32, Monica Wright vs. James Madison, 12/6/09
Field Goal Pct.	1.000 (8-8), Jazmin Pitts vs. Radford, 12/18/11
3-Point FG Made	6, Mikayla Venson vs. NC State, 1/29/15
	6, Kymora Johnson vs. Fordham, 12/21/23
	6, Sam Brunelle vs. Clemson, 2/4/24
3-Point FG Attempts	11, Ataira Franklin vs. North Carolina, 1/5/12
	11, Faith Randolph vs. Davidson, 12/28/14
	11, Kymora Johnson vs. #3 NC State, 12/31/23
3-Point FG Pct.	1.000 (6-6), Mikayla Venson vs. NC State, 1/29/15
Free Throws Made	16, Telia McCall vs. Georgia Tech, 2/3/13
Free Throws Attempted	17, Telia McCall vs. Georgia Tech, 2/3/13
FT Pct. (min. 10 attempts)	1.000, London Clarkson (14-14) vs. Boston College, 1/15/23
	1.000, Monica Wright (12-12) vs. Florida State, 1/23/09
	1.000, Jocelyn Willoughby (11-11) vs. Duke, 1/9/20
	1.000, Monica Wright (10-10) vs. North Carolina, 1/15/10
	1.000, Jocelyn Willoughby (10-10) vs. Miami, 2/13/20
Rebounds	24, Sarah Imovbioh vs. Ohio State, 11/14/14
Assists	11, Ariana Moorer vs. Appalachian State, 3/22/12
Steals	10, Monica Wright vs. Liberty, 12/29/09
Blocks	6, Felicia Aiyeotan vs. Coppin State, 11/13/16
	6, Felicia Aiyeotan vs. Maryland, 11/29/17
	6, Felicia Aiyeotan vs. UNCG, 12/2/17
Turnovers	8, Dominique Toussaint vs. Duke, 1/9/20
	8, Monica Wright vs. Manhattan, 11/15/09

## VIRGINIA TEAM

Most Points	110, vs. USC Upstate, 11/18/09
Fewest Points	38, vs. NC State, 1/13/19
	38, vs. UCF, 11/17/21
Field Goals Made	43, vs. Central Connecticut, 11/12/17
Field Goal Attempts	87, vs. James Madison, 12/6/09
Field Goal Pct.	62.3 (33-53), vs. Georgia Tech, 3/2/08
3-Point Field Goals Made	13, vs. Boston College, 1/15/15
	13, vs. Cleveland State, 12/16/06
3-Point FG Attempts	33, vs. Central Michigan, 11/24/18
3-Point FG Pct. (min. 10 made)	73.3 (11-15), vs. NC State, 1/29/15
Free Throws Made	35, vs. Georgia Tech, 3/2/08
Free Throws Attempted	46, vs. Georgia Tech, 3/2/08
Fewest Free Throws Attempted	0, vs. Wisconsin, 11/27/17
Free Throw Pct. (min. 10 made)	1.000 (13-13), vs. Virginia Tech, 1/21/18
	1.000 (10-10), vs. North Carolina, 2/24/22
Rebounds	68, vs. Colorado, 11/24/08
Assists	27, vs. #19 Syracuse, 2/18/24
Steals	26, vs. Wagner, 12/28/11
	26, vs. Clemson, 2/12/12
Blocks	13, vs. Florida State, 1/19/23
Most Turnovers	31 vs. Georgia Tech, 3/2/08
Fewest Turnovers	5, vs. Radford, 11/16/14
	5, vs. Boston College, 1/21/12
Personal Fouls	35, vs. #19 Notre Dame, 1/18/24
Fewest Personal Fouls	6, vs. Virginia Tech, 1/12/12

## MISCELLANEOUS

Largest Comeback	22 points vs. Miami, 2/13/20
Largest Margin of Victory	63 (103-40), vs. Coppin State, 11/13/16
Largest Margin of Victory Over an ACC Foe	49 (76-27), vs. Virginia Tech, 1/26/17
Largest Margin of Defeat	36, (96-60), vs. UConn, 12/18/06
	36, (77-41), vs. Louisville, 2/1/18
Record in Overtime Games	22 (15-7); Last 87-81 win vs. Missouri, 11/30/23

## OPPONENT PLAYERS

Points	38, Dawn Evans, James Madison, 12/6/09
Rebounds	18, Quineshia Leonard, Norfolk State, 12/28/12
Field Goals Made	13, Dyaisha Fair, #19 Syracuse, 2/18/24
Field Goal Attempts	31, Tamoria Holmes vs Howard (03/15/12)
Field Goal Pct. (min. 5 made)	1.000 (5x), last Tiara Chambers (5-5), East Carolina, 11/29/20
3-Point FG Made	8 (4x), last Victoria Morris, Old Dominion, 11/24/19
3-Point FG Attempts	19, Tamoria Holmes, Howard, 3/15/12
3-Point FG Pct. (min. 3 made)	1.000 (7x), last Kristen Confroy (3-3), Maryland, 11/29/17
Free Throws Made	14, Chanell Williams, Rhode Island, 11/26/21
Free Throws Attempted	16, Dayshanette Harris, Clemson, 2/4/24
Free Throw Pct. (min. 10 made)	1.000, Chrislyn Carr (10-10), Syracuse, 2/8/22
	1.000, Rayburn, Brittany (11-11), Purdue, 2/3/09
	1.000 Sonia Citron (12-12), #19 Notre Dame, 1/18/24
Assists	12, Cetera DeGraffenreid, North Carolina, 2/15/10
Steals	6 (7x), last Hannah Hidalgo, #19 Notre Dame, 1/18/24
Blocks	6, Makayla Timpson, Florida State, 1/19/23
	6, Lindsey Mason, Clemson, 2/12/12
	6, Kelley Cain, Tennessee, 11/22/09

## OPPONENT TEAM

Most Points	96, UConn, 12/18/06
Fewest Points	23, Norfolk State, 12/28/12
Field Goals	42, UConn, 12/18/06
Field Goal Attempts	84, North Carolina 2/15/10
Field Goal Pct.	65.6, UConn, 12/18/06
3-Point FG Made	14, NC State, 3/1/20
3-Point FG Attempts	38, Coppin State, 12/2/18
3-Point FG Pct.	66.7, Longwood, 11/21/10
Free Throws Made	35, Rhode Island, 11/26/21
Free Throws Attempted	44, Rhode Island, 11/26/21
	44, #19 Notre Dame, 1/18/24
Free Throw Pct. (min. 10 made)	1.000, St. Bonaventure (16-16), 1/4/10
	1.000, Georgia Tech (14-14), 1/25/15
Fewest Free Throws Attempted	3, Rider (0-3), 12/28/08
Rebounds	56, #3 NC State, 12/31/23
Assists	24, UConn, 12/18/06
Steals	19, Georgia Tech, 3/2/08
Blocks	11, Duke, 2/24/11
Most Turnovers	34, Maryland-Eastern Shore, 12/17/13
Fewest Turnovers	5, Louisville, 2/21/19
Personal Fouls	35, Georgia Tech, 1/11/07
Fewest Personal Fouls	6, Liberty, 12/7/11

## RECORD AT JOHN PAUL JONES ARENA

2006-07 to present (as of March 2, 2024)	188-93 (.669)
--	---------------

## ATTENDANCE

11,895 spectators, vs. Tennessee (L, 63-77), 11/22/09
---

## LONGEST WINNING STREAK

12 games from 2/21/08 vs. Clemson to 1/11/09 vs. #25 Wake Forest
--

## LONGEST ACC WINNING STREAK

5 games (2x) from 12/28/17 vs. Pittsburgh through 1/25/18 vs. North Carolina and 2/24/12 vs. Wake Forest through 1/24/13 vs. Boston College
---

## LONGEST LOSING STREAK

8 games from 3/1/20 vs. #8 NC State through 11/28/21 vs. Richmond
---

**Note:** Streaks begin date of first win or loss to most recent win or loss



# OVERTIME HISTORY

Date	Opponent	W/L	Score	Location	# of OTs	Postseason
11/30/23	Missouri	W	87-81	H	1	
11/24/19	Old Dominion	W	56-53	H	1	
12/18/17	Indiana	W	82-72	N	1	
2/12/17	Wake Forest	W	60-57	H	1	
2/2/17	Georgia Tech	W	64-65	H	1	
1/5/17	Louisville	L	81-86	H	1	
2/19/15	Pittsburgh	L	63-68	A	1	
12/20/13	Tulane	L	72-79	N	1	
2/25/13	Wake Forest	L	68-73	H	1	
12/21/12	Alabama	L	70-73	A	2	
3/15/12	Howard	W	59-56	N	1	WINT
1/5/12	North Carolina	L	78-73	H	2	
11/20/11	Tennessee	W	69-64	H	1	
2/27/11	Virginia Tech	W	73-71	A	1	
2/10/11	NC State	W	94-92	A	4	
1/21/11	Maryland	L	75-77	H	1	
2/15/10	North Carolina	W	82-78	H	1	
2/11/10	Miami	W	69-63	A	1	
2/19/09	Miami	W	84-75	H	1	
3/2/08	Georgia Tech	W	103-101	H	2	
1/26/08	Florida State	W	69-66	A	1	
1/14/07	Boston College	W	65-63	H	1	
1/20/06	Maryland	L	74-84	H	1	
3/5/05	Florida State	W	71-67	N	1	ACC
1/6/05	Wake Forest	W	85-83	A	1	
1/23/04	Florida State	W	82-80	A	1	
11/26/02	Liberty	L	69-77	A	1	
12/18/02	Wake Forest	W	61-55	A	1	
3/17/01	Michigan	L	71-81	N	1	NCAA
1/28/01	Wake Forest	W	76-73	H	2	
11/19/00	Texas	L	55-56	N	2	
2/7/00	North Carolina	L	63-66	A	1	
1/20/00	Clemson	W	77-74	H	2	
2/14/99	North Carolina	L	80-82	H	1	
1/2/99	Clemson	W	67-66	A	1	
2/22/98	Duke	L	78-85	N	1	
2/15/98	North Carolina	L	84-85	H	2	
2/1/98	Florida State	W	83-76	A	1	
1/15/98	North Carolina	W	105-100	A	3	
3/1/97	Clemson	L	75-77	N	1	ACC
3/4/95	Duke	L	82-83	N	1	ACC
3/8/93	Maryland	W	106-103	N	3	ACC
3/7/93	Clemson	W	79-71	A	1	ACC
3/31/91	Tennessee	L	67-70	N	1	NCAA
1/12/91	NC State	W	123-120	A	3	
3/24/90	Tennessee	W	79-75	N	1	NCAA
3/5/90	NC State	W	67-64	N	1	ACC
12/29/89	Rutgers	W	72-71	A	1	
3/4/89	Wake Forest	W	68-67	N	1	ACC
2/15/89	Maryland	L	99-104	N	1	
1/11/86	Clemson	W	96-89	N	1	
1/13/85	North Carolina	W	64-62	H	1	
12/19/83	ETSU	W	71-68	A	1	
2/23/83	Clemson	L	84-86	A	1	
1/15/83	North Carolina	W	78-74	H	1	
1/2/83	ETSU	W	70-65	H	1	
2/1/80	NC State	L	79-81	H	1	
1/5/80	North Carolina	L	65-66	H	1	
3/4/77	VCU	L	47-48	H	1	VIAW
2/8/75	Bridgewater	W	57-52	A	1	

Note: John Paul Jones Arena opened for the 2006-07 season.

## VIRGINIA'S ALL-TIME RECORD IN OVERTIME

Overall..... 37-23 (.617)

### Home/Away/Neutral

Home..... 14-10 (.583)

Away..... 15-5 (.750)

Neutral..... 8-8 (.500)

at John Paul Jones Arena ..... 15-7 (.682)

### By Number of Overtime Periods

1OT ..... 30-19 (.612)

2OT ..... 3-4 (.429)

3OT ..... 3-0 (1.000)

4OT ..... 1-0 (1.000)

### Postseason

NCAA Tournament ..... 1-2 (.333)

ACC Tournament..... 5-2 (.714)

WNIT..... 0-0 (.000)

VIAW ..... 0-1 (.000)

# 2023-24 COMBINED STATS



## 2023-24 Virginia Women's Basketball Combined Team Statistics All games

Page 1/1  
as of Mar 01, 2024

### Game Records

Record	Overall	Home	Away	Neutral
ALL GAMES	14-14	8-8	5-5	1-1
CONFERENCE	6-11	2-6	4-5	0-0
NON-CONFERENCE	8-3	6-2	1-0	1-1

### Score by Periods

Team	1st	2nd	3rd	4th	OT	TOT
Virginia	447	500	514	575	12	2048
Opponents	496	463	498	484	6	1947

### Team Box Score

No.	Player				Total		3-Point		F-Throw		Rebounds								PTS	AVG		
		GP-GS	MIN	AVG	FG-FGA	FG%	3FG-3FGA	3FG%	FT-FTA	FT%	OFF	DEF	TOT	AVG	PF	DQ	A	TO			BLK	STL
21	JOHNSON, Kymora	28-28	858:53	30.7	161-387	.416	53-168	.315	56-69	.812	26	104	130	4.6	56	0	149	84	8	52	431	15.4
20	TAYLOR, Camryn	24-22	587:07	24.5	130-269	.483	11-20	.550	82-98	.837	74	74	148	6.2	84	5	14	41	23	18	353	14.7
1	CLARK, Paris	25-22	609:09	24.4	91-224	.406	15-45	.333	47-64	.734	41	72	113	4.5	62	1	45	57	13	35	244	9.8
34	CLARKSON, London	24-14	518:30	21.6	48-108	.444	0-0	.000	62-85	.729	45	54	99	4.1	76	2	17	32	16	24	158	6.6
33	BRUNELLE, Sam	26-17	523:27	20.1	56-159	.352	36-109	.330	19-22	.864	20	64	84	3.2	34	0	23	23	23	12	167	6.4
0	MCGHEE, Olivia	28-8	426:44	15.2	63-163	.387	23-79	.291	20-23	.870	19	39	58	2.1	25	0	11	27	7	17	169	6.0
4	BROWN, Jillian	26-8	477:27	18.4	50-142	.352	12-42	.286	33-39	.846	36	87	123	4.7	46	0	41	37	12	15	145	5.6
5	VAUGHN, Yonta	17-0	323:44	19.0	33-99	.333	14-45	.311	5-9	.556	2	38	40	2.4	16	0	60	27	1	10	85	5.0
23	SMITH, Alexia	28-18	502:45	18.0	38-110	.345	6-23	.261	23-37	.622	26	82	108	3.9	23	0	57	32	3	19	105	3.8
12	NOYAN, Edessa	24-3	310:34	12.9	28-52	.538	4-8	.500	12-16	.750	24	45	69	2.9	51	4	9	23	12	10	72	3.0
32	PAULEY, Cady	17-0	128:44	7.6	17-57	.298	11-46	.239	5-6	.833	4	6	10	0.6	11	0	6	7	2	2	50	2.9
14	LAUTSON, Kaydan	22-0	226:56	10.3	14-43	.326	7-27	.259	13-18	.722	14	34	48	2.2	34	0	8	14	5	12	48	2.2
41	LAUTERBACH, Taylor	20-0	130:58	6.5	6-27	.222	2-9	.222	7-10	.700	12	27	39	2.0	22	0	2	13	9	2	21	1.1
Team											55	53	108							5		
<b>Total</b>		<b>28</b>	<b>5625</b>		<b>735-1840</b>	<b>.399</b>	<b>194-621</b>	<b>.312</b>	<b>384-496</b>	<b>.774</b>	<b>398</b>	<b>779</b>	<b>1177</b>	<b>42.0</b>	<b>540</b>	<b>12</b>	<b>442</b>	<b>422</b>	<b>134</b>	<b>228</b>	<b>2048</b>	<b>73.1</b>
<b>Opponents</b>		<b>28</b>	<b>5625</b>		<b>688-1730</b>	<b>.398</b>	<b>179-593</b>	<b>.302</b>	<b>392-543</b>	<b>.722</b>	<b>318</b>	<b>746</b>	<b>1064</b>	<b>38.0</b>	<b>473</b>	<b>8</b>	<b>413</b>	<b>425</b>	<b>99</b>	<b>204</b>	<b>1947</b>	<b>69.5</b>

### Team Statistics

	UVA	OPP
<b>Scoring</b>	<b>2048</b>	<b>1947</b>
Points per game	73.1	69.5
Scoring margin	+3.6	-
<b>Field goals-att</b>	<b>735-1840</b>	<b>688-1730</b>
Field goal pct	.399	.398
<b>3 point fg-att</b>	<b>194-621</b>	<b>179-593</b>
3-point FG pct	.312	.302
3-pt FG made per game	6.9	6.4
<b>Free throws-att</b>	<b>384-496</b>	<b>392-543</b>
Free throw pct	.774	.722
F-Throws made per game	13.7	14.0
<b>Rebounds</b>	<b>1177</b>	<b>1064</b>
Rebounds per game	42.0	38.0
Rebounding margin	+4.0	-
<b>Assists</b>	<b>442</b>	<b>413</b>
Assists per game	15.8	14.8
<b>Turnovers</b>	<b>422</b>	<b>425</b>
Turnovers per game	15.1	15.2
Turnover margin	+0.1	-
Assist/turnover ratio	1.0	1.0
<b>Steals</b>	<b>228</b>	<b>204</b>
Steals per game	8.1	7.3
<b>Blocks</b>	<b>134</b>	<b>99</b>
Blocks per game	4.8	3.5
<b>Winning streak</b>	<b>0</b>	<b>-</b>
Home win streak	1	-
<b>Attendance</b>	<b>69875</b>	<b>36976</b>
Home games-Avg/Game	16-4367	10-3698
Neutral site-Avg/Game	-	2-975

### Team Results

Date	Opponent		Score	Att.
11/08/2023	UMES	W	76-52	3797
11/12/2023	Campbell	W	74-49	3965
11/15/2023	William & Mary	W	80-51	3588
11/19/2023	Oklahoma	L	67-82	4198
11/24/2023	vs Tulane	W	81-59	300
11/25/2023	vs LSU	L	73-76	1650
11/30/2023	Missouri	Wot	87-81	3701
12/03/2023	at La Salle	W	94-73	387
12/06/2023	Rider	W	78-51	3676
12/16/2023	Wofford	L	70-71	3955
12/21/2023	Fordham	W	82-56	4208
12/31/2023	NC State	L	61-72	4541
01/04/2024	at Georgia Tech	L	60-63	1237
01/07/2024	Duke	L	56-60	5041
01/11/2024	at NC State	L	66-93	5500
01/14/2024	at North Carolina	L	68-81	4579
01/18/2024	Notre Dame	L	76-86	4152
01/21/2024	at Florida St.	W	91-87	2081
01/25/2024	Pittsburgh	L	52-56	3817
01/28/2024	North Carolina	W	81-66	5690
02/01/2024	at Virginia Tech	L	63-76	8925
02/04/2024	Clemson	L	69-75	4959
02/08/2024	at Boston College	W	73-66	756
02/11/2024	at Wake Forest	W	87-79	1201
02/18/2024	Syracuse	L	79-85	6619
02/22/2024	Miami (FL)	W	77-60	3968
02/25/2024	at Louisville	W	73-68	10305
02/29/2024	at Duke	L	54-73	2005

# 2023-24 TEAM STATS



## 2023-24 Virginia Women's Basketball Overall Team Statistics All games

Page 1/1  
as of Mar 01, 2024

### Team Statistics

	<b>UVA</b>	<b>OPP</b>
<b>Scoring</b>	<b>2048</b>	<b>1947</b>
Points per game	73.1	69.5
Scoring margin	+3.6	-
<b>Field goals-att</b>	<b>735-1840</b>	<b>688-1730</b>
Field goal pct	.399	.398
<b>3 point fg-att</b>	<b>194-621</b>	<b>179-593</b>
3-point FG pct	.312	.302
3-pt FG made per game	6.9	6.4
<b>Free throws-att</b>	<b>384-496</b>	<b>392-543</b>
Free throw pct	.774	.722
F-Throws made per game	13.7	14.0
<b>Rebounds</b>	<b>1177</b>	<b>1064</b>
Rebounds per game	42.0	38.0
Rebounding margin	+4.0	-
<b>Assists</b>	<b>442</b>	<b>413</b>
Assists per game	15.8	14.8
<b>Turnovers</b>	<b>422</b>	<b>425</b>
Turnovers per game	15.1	15.2
Turnover margin	+0.1	-
Assist/turnover ratio	1.0	1.0
<b>Steals</b>	<b>228</b>	<b>204</b>
Steals per game	8.1	7.3
<b>Blocks</b>	<b>134</b>	<b>99</b>
Blocks per game	4.8	3.5
<b>Winning streak</b>	<b>0</b>	<b>-</b>
Home win streak	1	-
<b>Attendance</b>	<b>69875</b>	<b>36976</b>
Home games-Avg/Game	16-4367	10-3698
Neutral site-Avg/Game	-	2-975

### Score by Periods

Team	1st	2nd	3rd	4th	OT	TOT
Virginia	447	500	514	575	12	2048
Opponents	496	463	498	484	6	1947

# 2023-24 ACC-ONLY STATS



## 2023-24 Virginia Women's Basketball Combined Team Statistics In Conference games

Page 1/1  
as of Feb 25, 2024

### Game Records

Record	Overall	Home	Away	Neutral
ALL GAMES	6-10	2-6	4-4	0-0
CONFERENCE	6-10	2-6	4-4	0-0
NON-CONFERENCE	0-0	0-0	0-0	0-0

### Score by Periods

Team	1st	2nd	3rd	4th	OT	TOT
Virginia	250	279	270	333	0	1132
Opponents	303	269	331	270	0	1173

### Team Box Score

No.	Player	Overall			Total			3-Point			F-Throw		Rebounds				Other				PTS	AVG
		GP-GS	MIN	AVG	FG-FGA	FG%	3FG-3FGA	3FG%	FT-FTA	FT%	OFF	DEF	TOT	AVG	PF	DQ	A	TO	BLK	STL		
21	JOHNSON, Kymora	16-16	528:58	33.1	102-247	.413	37-104	.356	43-50	.860	17	69	86	5.4	35	0	87	57	3	31	284	17.8
20	TAYLOR, Camryn	12-11	283:47	23.6	72-139	.518	11-16	.688	31-41	.756	33	41	74	6.2	46	5	5	20	10	7	186	15.5
1	CLARK, Paris	16-15	422:53	26.4	55-143	.385	9-25	.360	32-47	.681	29	52	81	5.1	46	1	34	42	10	25	151	9.4
33	BRUNELLE, Sam	16-10	344:52	21.6	32-92	.348	19-64	.297	16-17	.941	9	43	52	3.3	23	0	18	16	17	7	99	6.2
0	MCGHEE, Olivia	16-7	249:40	15.6	35-87	.402	13-42	.310	10-12	.833	11	19	30	1.9	16	0	8	16	3	7	93	5.8
5	VAUGHN, Yonta	8-0	140:21	17.5	15-51	.294	5-20	.250	5-6	.833	0	15	15	1.9	9	0	22	14	0	4	40	5.0
34	CLARKSON, London	14-9	277:45	19.8	22-59	.373	0-0	.000	26-41	.634	19	34	53	3.8	49	2	7	21	10	9	70	5.0
4	BROWN, Jillian	14-3	246:50	17.6	22-57	.386	9-17	.529	7-8	.875	15	34	49	3.5	28	0	17	19	6	4	60	4.3
12	NOYAN, Edessa	14-2	218:29	15.6	20-32	.625	2-5	.400	10-12	.833	14	24	38	2.7	39	4	6	13	8	5	52	3.7
23	SMITH, Alexia	16-7	242:60	15.2	12-46	.261	3-10	.300	16-26	.615	10	41	51	3.2	16	0	40	19	1	4	43	2.7
32	PAULEY, Cady	8-0	51:22	6.4	7-19	.368	6-16	.375	0-0	.000	1	0	1	0.1	4	0	1	3	1	0	20	2.5
14	LAWSON, Kaydan	14-0	125:02	8.9	4-18	.222	2-12	.167	12-14	.857	7	16	23	1.6	21	0	2	8	5	7	22	1.6
41	LAUTERBACH, Taylor	12-0	67:01	5.6	3-15	.200	2-5	.400	4-6	.667	6	12	18	1.5	10	0	1	4	5	0	12	1.0
Team											28	31	59				2					
<b>Total</b>		<b>16</b>	<b>3200</b>		<b>401-1005</b>	<b>.399</b>	<b>118-336</b>	<b>.351</b>	<b>212-280</b>	<b>.757</b>	<b>199</b>	<b>431</b>	<b>630</b>	<b>39.4</b>	<b>342</b>	<b>12</b>	<b>248</b>	<b>254</b>	<b>79</b>	<b>110</b>	<b>1132</b>	<b>70.8</b>
<b>Opponents</b>		<b>16</b>	<b>3200</b>		<b>407-992</b>	<b>.410</b>	<b>93-312</b>	<b>.298</b>	<b>266-367</b>	<b>.725</b>	<b>188</b>	<b>429</b>	<b>617</b>	<b>38.6</b>	<b>271</b>	<b>5</b>	<b>241</b>	<b>208</b>	<b>60</b>	<b>121</b>	<b>1173</b>	<b>73.3</b>

### Team Statistics

	UVA	OPP
<b>Scoring</b>	<b>1132</b>	<b>1173</b>
Points per game	70.8	73.3
Scoring margin	-2.6	-
<b>Field goals-att</b>	<b>401-1005</b>	<b>407-992</b>
Field goal pct	.399	.410
<b>3 point fg-att</b>	<b>118-336</b>	<b>93-312</b>
3-point FG pct	.351	.298
3-pt FG made per game	7.4	5.8
<b>Free throws-att</b>	<b>212-280</b>	<b>266-367</b>
Free throw pct	.757	.725
F-Throws made per game	13.3	16.6
<b>Rebounds</b>	<b>630</b>	<b>617</b>
Rebounds per game	39.4	38.6
Rebounding margin	+0.8	-
<b>Assists</b>	<b>248</b>	<b>241</b>
Assists per game	15.5	15.1
<b>Turnovers</b>	<b>254</b>	<b>208</b>
Turnovers per game	15.9	13.0
Turnover margin	-2.9	-
Assist/turnover ratio	1.0	1.2
<b>Steals</b>	<b>110</b>	<b>121</b>
Steals per game	6.9	7.6
<b>Blocks</b>	<b>79</b>	<b>60</b>
Blocks per game	4.9	3.8
<b>Winning streak</b>	<b>2</b>	<b>-</b>
Home win streak	1	-
<b>Attendance</b>	<b>38787</b>	<b>34584</b>
Home games-Avg/Game	8-4848	8-4323
Neutral site-Avg/Game	-	0-0

### Team Results

Date	Opponent		Score	Att.
12/31/2023	NC State	L	61-72	4541
01/04/2024	at Georgia Tech	L	60-63	1237
01/07/2024	Duke	L	56-60	5041
01/11/2024	at NC State	L	66-93	5500
01/14/2024	at North Carolina	L	68-81	4579
01/18/2024	Notre Dame	L	76-86	4152
01/21/2024	at Florida St.	W	91-87	2081
01/25/2024	Pittsburgh	L	52-56	3817
01/28/2024	North Carolina	W	81-66	5690
02/01/2024	at Virginia Tech	L	63-76	8925
02/04/2024	Clemson	L	69-75	4959
02/08/2024	at Boston College	W	73-66	756
02/11/2024	at Wake Forest	W	87-79	1201
02/18/2024	Syracuse	L	79-85	6619
02/22/2024	Miami (FL)	W	77-60	3968
02/25/2024	at Louisville	W	73-68	10305



# 2023-24 CATEGORY LEADERS



## 2023-24 Virginia Women's Basketball Category Leaders All games

Page 1/3  
as of Mar 01, 2024

### Points

##	Player	G	Pts	Pts/G
21	Johnson, Kymora	28	431	15.4
20	Taylor, Camryn	24	353	14.7
1	Clark, Paris	25	244	9.8
0	McGhee, Olivia	28	169	6.0
33	Brunelle, Sam	26	167	6.4
34	Clarkson, London	24	158	6.6
4	Brown, Jillian	26	145	5.6
23	Smith, Alexia	28	105	3.8
5	Vaughn, Yonta	17	85	5.0
12	Noyan, Edessa	24	72	3.0
32	Pauley, Cady	17	50	2.9
14	Lawson, Kaydan	22	48	2.2
41	Lauterbach, Taylor	20	21	1.1

### Scoring Average

##	Player	G	Pts	Pts/G
21	Johnson, Kymora	28	431	15.4
20	Taylor, Camryn	24	353	14.7
1	Clark, Paris	25	244	9.8
34	Clarkson, London	24	158	6.6
33	Brunelle, Sam	26	167	6.4
0	McGhee, Olivia	28	169	6.0
4	Brown, Jillian	26	145	5.6
5	Vaughn, Yonta	17	85	5.0
23	Smith, Alexia	28	105	3.8
12	Noyan, Edessa	24	72	3.0
32	Pauley, Cady	17	50	2.9
14	Lawson, Kaydan	22	48	2.2
41	Lauterbach, Taylor	20	21	1.1

### Field Goal Percentage

##	Player	FG	Att	Pct
12	Noyan, Edessa	28	52	.538
20	Taylor, Camryn	130	269	.483
34	Clarkson, London	48	108	.444
21	Johnson, Kymora	161	387	.416
1	Clark, Paris	91	224	.406
0	McGhee, Olivia	63	163	.387
33	Brunelle, Sam	56	159	.352
4	Brown, Jillian	50	142	.352
23	Smith, Alexia	38	110	.345
5	Vaughn, Yonta	33	99	.333
14	Lawson, Kaydan	14	43	.326
32	Pauley, Cady	17	57	.298
41	Lauterbach, Taylor	6	27	.222

### Field Goal Attempts

##	Player	G	Att	Att/G
21	Johnson, Kymora	28	387	13.8
20	Taylor, Camryn	24	269	11.2
1	Clark, Paris	25	224	9.0
0	McGhee, Olivia	28	163	5.8
33	Brunelle, Sam	26	159	6.1

### Field Goals Made

##	Player	G	Made	Made/G
21	Johnson, Kymora	28	161	5.8
20	Taylor, Camryn	24	130	5.4
1	Clark, Paris	25	91	3.6
0	McGhee, Olivia	28	63	2.3
33	Brunelle, Sam	26	56	2.2

# 2023-24 CATEGORY LEADERS



## 2023-24 Virginia Women's Basketball Category Leaders All games

Page 2/3  
as of Mar 01, 2024

### 3-Point FG Percentage

##	Player	3FG	Att	Pct
20	Taylor, Camryn	11	20	.550
12	Noyan, Edessa	4	8	.500
1	Clark, Paris	15	45	.333
33	Brunelle, Sam	36	109	.330
21	Johnson, Kymora	53	168	.315
5	Vaughn, Yonta	14	45	.311
0	McGhee, Olivia	23	79	.291
4	Brown, Jillian	12	42	.286
23	Smith, Alexia	6	23	.261
14	Lawson, Kaydan	7	27	.259
32	Pauley, Cady	11	46	.239
41	Lauterbach, Taylor	2	9	.222

### 3-Point FG Attempts

##	Player	G	Att	Att/G
21	Johnson, Kymora	28	168	6.0
33	Brunelle, Sam	26	109	4.2
0	McGhee, Olivia	28	79	2.8
32	Pauley, Cady	17	46	2.7
1	Clark, Paris	25	45	1.8

### 3-Point FG Made

##	Player	G	Made	Made/G
21	Johnson, Kymora	28	53	1.9
33	Brunelle, Sam	26	36	1.4
0	McGhee, Olivia	28	23	0.8
1	Clark, Paris	25	15	0.6
5	Vaughn, Yonta	17	14	0.8

### Free Throw Percentage

##	Player	Made	Att	Pct
0	McGhee, Olivia	20	23	.870
33	Brunelle, Sam	19	22	.864
4	Brown, Jillian	33	39	.846
20	Taylor, Camryn	82	98	.837
32	Pauley, Cady	5	6	.833
21	Johnson, Kymora	56	69	.812
12	Noyan, Edessa	12	16	.750
1	Clark, Paris	47	64	.734
34	Clarkson, London	62	85	.729
14	Lawson, Kaydan	13	18	.722
41	Lauterbach, Taylor	7	10	.700
23	Smith, Alexia	23	37	.622
5	Vaughn, Yonta	5	9	.556

### Free Throw Attempts

##	Player	G	Att	Att/G
20	Taylor, Camryn	24	98	4.1
34	Clarkson, London	24	85	3.5
21	Johnson, Kymora	28	69	2.5
1	Clark, Paris	25	64	2.6
4	Brown, Jillian	26	39	1.5

### Free Throws Made

##	Player	G	Made	Made/G
20	Taylor, Camryn	24	82	3.4
34	Clarkson, London	24	62	2.6
21	Johnson, Kymora	28	56	2.0
1	Clark, Paris	25	47	1.9
4	Brown, Jillian	26	33	1.3

### Rebounds

##	Player	G	Reb	Reb/G
20	Taylor, Camryn	24	148	6.2
21	Johnson, Kymora	28	130	4.6
4	Brown, Jillian	26	123	4.7
1	Clark, Paris	25	113	4.5
23	Smith, Alexia	28	108	3.9

### Assists

##	Player	G	Ast	Ast/G
21	Johnson, Kymora	28	149	5.3
5	Vaughn, Yonta	17	60	3.5
23	Smith, Alexia	28	57	2.0
1	Clark, Paris	25	45	1.8
4	Brown, Jillian	26	41	1.6

### Rebounds Average

##	Player	G	Reb	Reb/G
20	Taylor, Camryn	24	148	6.2
4	Brown, Jillian	26	123	4.7
21	Johnson, Kymora	28	130	4.6
1	Clark, Paris	25	113	4.5
34	Clarkson, London	24	99	4.1

### Steals

##	Player	G	Stl	Stl/G
21	Johnson, Kymora	28	52	1.9
1	Clark, Paris	25	35	1.4
34	Clarkson, London	24	24	1.0
23	Smith, Alexia	28	19	0.7
20	Taylor, Camryn	24	18	0.8

# 2023-24 CATEGORY LEADERS



## 2023-24 Virginia Women's Basketball Category Leaders All games

Page 3/3  
as of Mar 01, 2024

### Offensive Rebounds

##	Player	G	OReb	OReb/G
20	Taylor, Camryn	24	74	3.1
34	Clarkson, London	24	45	1.9
1	Clark, Paris	25	41	1.6
4	Brown, Jillian	26	36	1.4
21	Johnson, Kymora	28	26	0.9

### Blocked Shots

##	Player	G	Blk	Blk/G
20	Taylor, Camryn	24	23	1.0
33	Brunelle, Sam	26	23	0.9
34	Clarkson, London	24	16	0.7
1	Clark, Paris	25	13	0.5
4	Brown, Jillian	26	12	0.5

### Defensive Rebounds

##	Player	G	DReb	DReb/G
21	Johnson, Kymora	28	104	3.7
4	Brown, Jillian	26	87	3.3
23	Smith, Alexia	28	82	2.9
20	Taylor, Camryn	24	74	3.1
1	Clark, Paris	25	72	2.9

### Minutes

##	Player	G	Min	Min/G
21	Johnson, Kymora	28	859	30:40
1	Clark, Paris	25	609	24:22
20	Taylor, Camryn	24	587	24:28
33	Brunelle, Sam	26	523	20:08
34	Clarkson, London	24	519	21:36

### Fouls

##	Player	G	PF	PF/G
20	Taylor, Camryn	24	84	3.5
34	Clarkson, London	24	76	3.2
1	Clark, Paris	25	62	2.5
21	Johnson, Kymora	28	56	2.0
12	Noyan, Edessa	24	51	2.1

### Turnovers

##	Player	G	TO	TO/G
21	Johnson, Kymora	28	84	3.0
1	Clark, Paris	25	57	2.3
20	Taylor, Camryn	24	41	1.7
4	Brown, Jillian	26	37	1.4
34	Clarkson, London	24	32	1.3

### Foul Outs

##	Player	G	FO
20	Taylor, Camryn	24	5
12	Noyan, Edessa	24	4
34	Clarkson, London	24	2
1	Clark, Paris	25	1

# 2023-24 RESULTS/LEADERS



## 2023-24 Virginia Women's Basketball Season Schedule/Results & Leaders All games

Page 1/2  
as of Mar 01, 2024

### Game Records

Record	Overall	Home	Away	Neutral
ALL GAMES	14-14	8-8	5-5	1-1
CONFERENCE	6-11	2-6	4-5	0-0
NON-CONFERENCE	8-3	6-2	1-0	1-1

### Team Results

Date	Opponent		Score	Att.	High Points	High Rebounds
11/08/2023	UMES	W	76-52	3797	(22) TAYLOR, Camryn	(13) BROWN, Jillian
11/12/2023	Campbell	W	74-49	3965	(16) TAYLOR, Camryn	(8) NOYAN, Edessa
11/15/2023	William & Mary	W	80-51	3588	(17) BROWN, Jillian	(7) TAYLOR, Camryn (7) BROWN, Jillian
11/19/2023	Oklahoma	L	67-82	4198	(17) TAYLOR, Camryn	(9) BROWN, Jillian
11/24/2023	vs Tulane	W	81-59	300	(14) VAUGHN, Yonta	(6) MCGHEE, Olivia
11/25/2023	vs LSU	L	73-76	1650	(19) CLARK, Paris	(7) BROWN, Jillian (7) CLARK, Paris
11/30/2023	Missouri	Wot	87-81	3701	(26) TAYLOR, Camryn	(13) SMITH, Alexia
12/03/2023	at La Salle	W	94-73	387	(17) JOHNSON, Kymora	(8) BROWN, Jillian
12/06/2023	Rider	W	78-51	3676	(18) TAYLOR, Camryn	(13) TAYLOR, Camryn
12/16/2023	Wofford	L	70-71	3955	(14) CLARK, Paris (14) MCGHEE, Olivia	(9) CLARKSON, London
12/21/2023	Fordham	W	82-56	4208	(26) JOHNSON, Kymora	(8) TAYLOR, Camryn
12/31/2023	NC State	L	61-72	4541	(17) TAYLOR, Camryn	(15) TAYLOR, Camryn
01/04/2024	at Georgia Tech	L	60-63	1237	(19) TAYLOR, Camryn	(12) CLARK, Paris
01/07/2024	Duke	L	56-60	5041	(17) TAYLOR, Camryn	(8) JOHNSON, Kymora
01/11/2024	at NC State	L	66-93	5500	(22) TAYLOR, Camryn	(9) SMITH, Alexia
01/14/2024	at North Carolina	L	68-81	4579	(16) TAYLOR, Camryn	(7) TAYLOR, Camryn (7) CLARKSON, London
01/18/2024	Notre Dame	L	76-86	4152	(16) CLARK, Paris (16) JOHNSON, Kymora	(8) JOHNSON, Kymora
01/21/2024	at Florida St.	W	91-87	2081	(35) JOHNSON, Kymora	(10) TAYLOR, Camryn
01/25/2024	Pittsburgh	L	52-56	3817	(17) JOHNSON, Kymora	(8) SMITH, Alexia
01/28/2024	North Carolina	W	81-66	5690	(25) JOHNSON, Kymora	(7) BRUNELLE, Sam
02/01/2024	at Virginia Tech	L	63-76	8925	(22) JOHNSON, Kymora	(8) CLARK, Paris
02/04/2024	Clemson	L	69-75	4959	(24) BRUNELLE, Sam (24) JOHNSON, Kymora	(7) CLARK, Paris
02/08/2024	at Boston College	W	73-66	756	(16) VAUGHN, Yonta	(9) NOYAN, Edessa
02/11/2024	at Wake Forest	W	87-79	1201	(23) JOHNSON, Kymora	(6) BRUNELLE, Sam (6) JOHNSON, Kymora
02/18/2024	Syracuse	L	79-85	6619	(20) TAYLOR, Camryn	(8) TAYLOR, Camryn
02/22/2024	Miami (FL)	W	77-60	3968	(21) JOHNSON, Kymora	(11) TAYLOR, Camryn
02/25/2024	at Louisville	W	73-68	10305	(22) TAYLOR, Camryn	(8) CLARK, Paris
02/29/2024	at Duke	L	54-73	2005	(14) JOHNSON, Kymora	(6) JOHNSON, Kymora

### Attendance Summary

	Games	Attend	Avg/Game
Home	16	69875	4367





# 2023-24 VIRGINIA GAME HIGHS



## 2023-24 Virginia Women's Basketball Team High/Low Analysis All games

Page 1/4  
as of Mar 01, 2024

### Virginia - Game Highs

<b>POINTS</b>	94	at La Salle (12/03/2023)
	91	at Florida St. (01/21/2024)
	87	at Wake Forest (02/11/2024)
	87	Missouri (11/30/2023)
	82	Fordham (12/21/2023)
<b>FIELD GOALS MADE</b>	36	at Florida St. (01/21/2024)
	33	at La Salle (12/03/2023)
<b>FIELD GOAL ATTEMPTS</b>	83	Oklahoma (11/19/2023)
	82	at NC State (01/11/2024)
<b>FIELD GOAL PERCENTAGE</b>	.537 (36-67)	at Florida St. (01/21/2024)
	.534 (31-58)	at Wake Forest (02/11/2024)
	.534 (31-58)	Fordham (12/21/2023)
<b>3 PT FG MADE</b>	15	vs Tulane (N) (11/24/2023)
	13	at Wake Forest (02/11/2024)
<b>3 PT FG ATTEMPTS</b>	35	vs Tulane (N) (11/24/2023)
	31	vs LSU (N) (11/25/2023)
	31	UMES (11/08/2023)
<b>3 PT FG PERCENTAGE</b>	.579 (11-19)	North Carolina (01/28/2024)
	.545 (12-22)	Fordham (12/21/2023)
<b>FREE THROWS MADE</b>	23	at La Salle (12/03/2023)
	22	North Carolina (01/28/2024)
	22	Duke (01/07/2024)
<b>FREE THROW ATTEMPTS</b>	28	North Carolina (01/28/2024)
	26	Duke (01/07/2024)
<b>FREE THROW PERCENTAGE</b>	.944 (17-18)	Notre Dame (01/18/2024)
	.920 (23-25)	at La Salle (12/03/2023)
<b>REBOUNDS</b>	60	Rider (12/06/2023)
	60	UMES (11/08/2023)
<b>ASSISTS</b>	27	Syracuse (02/18/2024)
	22	Miami (FL) (02/22/2024)
	22	Clemson (02/04/2024)
	22	at La Salle (12/03/2023)
<b>STEALS</b>	14	Oklahoma (11/19/2023)
	13	vs Tulane (N) (11/24/2023)
<b>BLOCKED SHOTS</b>	10	Miami (FL) (02/22/2024)
	8	at Georgia Tech (01/04/2024)
	8	NC State (12/31/2023)
	8	William & Mary (11/15/2023)
	8	UMES (11/08/2023)
<b>TURNOVERS</b>	24	at Boston College (02/08/2024)
	23	Notre Dame (01/18/2024)
<b>FOULS</b>	35	Notre Dame (01/18/2024)
	25	Clemson (02/04/2024)
	25	at North Carolina (01/14/2024)
	25	Duke (01/07/2024)

# 2023-24 OPPONENT GAME HIGHS



## 2023-24 Virginia Women's Basketball Team High/Low Analysis All games

Page 2/4  
as of Mar 01, 2024

### Opponent - Game Highs

<b>POINTS</b>	93		at NC State (01/11/2024)
	87		at Florida St. (01/21/2024)
	86		Notre Dame (01/18/2024)
	85		Syracuse (02/18/2024)
	82		Oklahoma (11/19/2023)
<b>FIELD GOALS MADE</b>	32		at NC State (01/11/2024)
	31		at Virginia Tech (02/01/2024)
<b>FIELD GOAL ATTEMPTS</b>	76		at Florida St. (01/21/2024)
	72		at Virginia Tech (02/01/2024)
<b>FIELD GOAL PERCENTAGE</b>	.518	(29-56)	Syracuse (02/18/2024)
	.509	(27-53)	at Duke (02/29/2024)
<b>3 PT FG MADE</b>	13		Oklahoma (11/19/2023)
	12		Syracuse (02/18/2024)
<b>3 PT FG ATTEMPTS</b>	34		at La Salle (12/03/2023)
	31		at Wake Forest (02/11/2024)
<b>3 PT FG PERCENTAGE</b>	.600	(12-20)	Syracuse (02/18/2024)
	.435	(10-23)	at NC State (01/11/2024)
<b>FREE THROWS MADE</b>	33		Notre Dame (01/18/2024)
	22		at Boston College (02/08/2024)
	22		at Florida St. (01/21/2024)
<b>FREE THROW ATTEMPTS</b>	44		Notre Dame (01/18/2024)
	33		at Georgia Tech (01/04/2024)
<b>FREE THROW PERCENTAGE</b>	.895	(17-19)	NC State (12/31/2023)
	.875	(14-16)	at Duke (02/29/2024)
	.875	(7-8)	at Virginia Tech (02/01/2024)
<b>REBOUNDS</b>	56		NC State (12/31/2023)
	49		Oklahoma (11/19/2023)
<b>ASSISTS</b>	22		Oklahoma (11/19/2023)
	20		at Duke (02/29/2024)
	20		at Virginia Tech (02/01/2024)
	20		at North Carolina (01/14/2024)
<b>STEALS</b>	15		at Boston College (02/08/2024)
	13		Notre Dame (01/18/2024)
<b>BLOCKED SHOTS</b>	9		Duke (01/07/2024)
	7		at Virginia Tech (02/01/2024)
	7		at NC State (01/11/2024)
	7		Oklahoma (11/19/2023)
	7		Campbell (11/12/2023)
<b>TURNOVERS</b>	24		Oklahoma (11/19/2023)
	21		Campbell (11/12/2023)
<b>FOULS</b>	23		North Carolina (01/28/2024)
	23		Duke (01/07/2024)

# 2023-24 VIRGINIA GAME LOWS



## 2023-24 Virginia Women's Basketball Team High/Low Analysis All games

Page 3/4  
as of Mar 01, 2024

### Virginia - Game Lows

<b>POINTS</b>	52		Pittsburgh (01/25/2024)
	54		at Duke (02/29/2024)
	56		Duke (01/07/2024)
	60		at Georgia Tech (01/04/2024)
	61		NC State (12/31/2023)
<b>FIELD GOALS MADE</b>	16		Duke (01/07/2024)
	17		Pittsburgh (01/25/2024)
<b>FIELD GOAL ATTEMPTS</b>	50		North Carolina (01/28/2024)
	54		at Duke (02/29/2024)
	54		Duke (01/07/2024)
<b>FIELD GOAL PERCENTAGE</b>	.278	(20-72)	NC State (12/31/2023)
	.283	(17-60)	Pittsburgh (01/25/2024)
<b>3 PT FG MADE</b>	1		at Duke (02/29/2024)
	1		at Georgia Tech (01/04/2024)
	1		Oklahoma (11/19/2023)
<b>3 PT FG ATTEMPTS</b>	10		Duke (01/07/2024)
	12		at Duke (02/29/2024)
<b>3 PT FG PERCENTAGE</b>	.043	(1-23)	Oklahoma (11/19/2023)
	.063	(1-16)	at Georgia Tech (01/04/2024)
<b>FREE THROWS MADE</b>	5		Clemson (02/04/2024)
	6		at NC State (01/11/2024)
	6		vs Tulane (N) (11/24/2023)
<b>FREE THROW ATTEMPTS</b>	7		vs Tulane (N) (11/24/2023)
	8		at NC State (01/11/2024)
<b>FREE THROW PERCENTAGE</b>	.556	(5-9)	Clemson (02/04/2024)
	.632	(12-19)	NC State (12/31/2023)
<b>REBOUNDS</b>	24		at Duke (02/29/2024)
	30		Clemson (02/04/2024)
<b>ASSISTS</b>	5		at Duke (02/29/2024)
	6		at Virginia Tech (02/01/2024)
<b>STEALS</b>	3		at Florida St. (01/21/2024)
	4		Clemson (02/04/2024)
	4		at Virginia Tech (02/01/2024)
<b>BLOCKED SHOTS</b>	0		at North Carolina (01/14/2024)
	1		at Virginia Tech (02/01/2024)
<b>TURNOVERS</b>	9		at Virginia Tech (02/01/2024)
	10		Rider (12/06/2023)
	10		Missouri (11/30/2023)
<b>FOULS</b>	9		Fordham (12/21/2023)
	11		Rider (12/06/2023)

# 2023-24 OPPONENT GAME LOWS



## 2023-24 Virginia Women's Basketball Team High/Low Analysis All games

Page 4/4  
as of Mar 01, 2024

### Opponent - Game Lows

<b>POINTS</b>	49		Campbell (11/12/2023)
	51		Rider (12/06/2023)
	51		William & Mary (11/15/2023)
	52		UMES (11/08/2023)
	56		Pittsburgh (01/25/2024)
	56		Fordham (12/21/2023)
<b>FIELD GOALS MADE</b>	18		vs Tulane (N) (11/24/2023)
	18		William & Mary (11/15/2023)
	18		Campbell (11/12/2023)
<b>FIELD GOAL ATTEMPTS</b>	52		Rider (12/06/2023)
	53		at Duke (02/29/2024)
	53		Clemson (02/04/2024)
<b>FIELD GOAL PERCENTAGE</b>	.269	(18-67)	William & Mary (11/15/2023)
	.282	(20-71)	UMES (11/08/2023)
<b>3 PT FG MADE</b>	2		Miami (FL) (02/22/2024)
	2		Duke (01/07/2024)
	2		vs LSU (N) (11/25/2023)
<b>3 PT FG ATTEMPTS</b>	8		vs LSU (N) (11/25/2023)
	12		at Boston College (02/08/2024)
<b>3 PT FG PERCENTAGE</b>	.111	(2-18)	Duke (01/07/2024)
	.125	(2-16)	Miami (FL) (02/22/2024)
<b>FREE THROWS MADE</b>	3		Rider (12/06/2023)
	5		Fordham (12/21/2023)
<b>FREE THROW ATTEMPTS</b>	6		Fordham (12/21/2023)
	6		Rider (12/06/2023)
<b>FREE THROW PERCENTAGE</b>	.375	(6-16)	Campbell (11/12/2023)
	.500	(3-6)	Rider (12/06/2023)
<b>REBOUNDS</b>	22		Rider (12/06/2023)
	27		Wofford (12/16/2023)
<b>ASSISTS</b>	7		UMES (11/08/2023)
	9		vs Tulane (N) (11/24/2023)
<b>STEALS</b>	3		Miami (FL) (02/22/2024)
	3		at Virginia Tech (02/01/2024)
<b>BLOCKED SHOTS</b>	0		at Wake Forest (02/11/2024)
	0		Fordham (12/21/2023)
<b>TURNOVERS</b>	3		at Florida St. (01/21/2024)
	6		at Virginia Tech (02/01/2024)
<b>FOULS</b>	9		Fordham (12/21/2023)
	10		vs Tulane (N) (11/24/2023)

# 2023-24 VIRGINIA INDIVIDUAL GAME HIGHS



## 2023-24 Virginia Women's Basketball Player Highs Analysis All games

Page 1/4  
as of Mar 01, 2024

### Virginia - Individual Game Highs

<b>POINTS</b>	35		Kymora Johnson at Florida St. (01/21/2024)
	26		Kymora Johnson vs Fordham (12/21/2023)
	26		Camryn Taylor vs Missouri (11/30/2023)
	25		Kymora Johnson vs North Carolina (01/28/2024)
	24		Sam Brunelle vs Clemson (02/04/2024)
	24		Kymora Johnson vs Clemson (02/04/2024)
<b>FIELD GOALS MADE</b>	14		Kymora Johnson at Florida St. (01/21/2024)
	10		Kymora Johnson vs Clemson (02/04/2024)
	10		Kymora Johnson vs Fordham (12/21/2023)
	10		Camryn Taylor vs Missouri (11/30/2023)
<b>FIELD GOAL ATTEMPTS</b>	21		Kymora Johnson vs NC State (12/31/2023)
	20		Kymora Johnson vs Clemson (02/04/2024)
	20		Kymora Johnson at Virginia Tech (02/01/2024)
	20		Kymora Johnson at Florida St. (01/21/2024)
<b>FIELD GOAL PERCENTAGE (min 5 made)</b>	1.000	(6-6)	Kymora Johnson at La Salle (12/03/2023)
	.833	(5-6)	London Clarkson vs Missouri (11/30/2023)
<b>3 PT FG MADE</b>	6		Sam Brunelle vs Clemson (02/04/2024)
	6		Kymora Johnson vs Fordham (12/21/2023)
<b>3 PT FG ATTEMPTS</b>	11		Sam Brunelle vs Clemson (02/04/2024)
	11		Kymora Johnson vs NC State (12/31/2023)
	11		Sam Brunelle vs LSU (N) (11/25/2023)
<b>3 PT FG PERCENTAGE (min 2 made)</b>	1.000	(2-2)	Camryn Taylor at Wake Forest (02/11/2024)
	1.000	(2-2)	Yonta Vaughn at Boston College (02/08/2024)
	1.000	(2-2)	Jillian Brown at Florida St. (01/21/2024)
	1.000	(2-2)	Camryn Taylor at NC State (01/11/2024)
	1.000	(2-2)	Paris Clark vs NC State (12/31/2023)
	1.000	(2-2)	Olivia McGhee vs NC State (12/31/2023)
	1.000	(2-2)	Camryn Taylor vs NC State (12/31/2023)
<b>FREE THROWS MADE</b>	10		Camryn Taylor at La Salle (12/03/2023)
	8		Camryn Taylor vs UMES (11/08/2023)
<b>FREE THROW ATTEMPTS</b>	10		Alexia Smith vs North Carolina (01/28/2024)
	10		Camryn Taylor at La Salle (12/03/2023)
<b>FREE THROW PERCENTAGE (min 3 made)</b>	1.000	(10-10)	Camryn Taylor at La Salle (12/03/2023)
	1.000	(6-6)	Camryn Taylor vs Campbell (11/12/2023)
	1.000	(6-6)	London Clarkson vs Campbell (11/12/2023)
	1.000	(6-6)	Jillian Brown vs Campbell (11/12/2023)
	1.000	(5-5)	Paris Clark vs North Carolina (01/28/2024)
	1.000	(5-5)	Camryn Taylor vs Oklahoma (11/19/2023)
	1.000	(5-5)	Jillian Brown vs UMES (11/08/2023)
	1.000	(4-4)	Kymora Johnson at Wake Forest (02/11/2024)
	1.000	(4-4)	Kymora Johnson at Boston College (02/08/2024)
	1.000	(4-4)	Kymora Johnson at Virginia Tech (02/01/2024)
	1.000	(4-4)	Edessa Noyan at Florida St. (01/21/2024)
	1.000	(4-4)	Jillian Brown vs Notre Dame (01/18/2024)
	1.000	(4-4)	Camryn Taylor at North Carolina (01/14/2024)
	1.000	(4-4)	Kymora Johnson vs Duke (01/07/2024)
	1.000	(4-4)	Camryn Taylor at Georgia Tech (01/04/2024)
	1.000	(4-4)	Kaydan Lawson at Georgia Tech (01/04/2024)
	1.000	(4-4)	Cady Pauley vs Rider (12/06/2023)
	1.000	(4-4)	Camryn Taylor vs Rider (12/06/2023)
	1.000	(4-4)	Paris Clark vs LSU (N) (11/25/2023)
1.000	(4-4)	Kymora Johnson vs UMES (11/08/2023)	



# 2023-24 VIRGINIA INDIVIDUAL GAME HIGHS



## 2023-24 Virginia Women's Basketball Player Highs Analysis All games

Page 2/4  
as of Mar 01, 2024

### Virginia - Individual Game Highs

<b>REBOUNDS</b>	15	Camryn Taylor vs NC State (12/31/2023)
	13	Camryn Taylor vs Rider (12/06/2023)
	13	Alexia Smith vs Missouri (11/30/2023)
	13	Jillian Brown vs UMES (11/08/2023)
<b>ASSISTS</b>	10	Kymora Johnson vs Syracuse (02/18/2024)
	9	Kymora Johnson vs Wofford (12/16/2023)
	9	Kymora Johnson vs Tulane (N) (11/24/2023)
<b>STEALS</b>	5	Kymora Johnson vs Syracuse (02/18/2024)
	5	Paris Clark vs North Carolina (01/28/2024)
<b>BLOCKED SHOTS</b>	4	Sam Brunelle vs Clemson (02/04/2024)
	4	London Clarkson at Georgia Tech (01/04/2024)
	4	Camryn Taylor vs Campbell (11/12/2023)
<b>TURNOVERS</b>	6	Kymora Johnson vs Syracuse (02/18/2024)
	6	Kymora Johnson vs Pittsburgh (01/25/2024)
	6	Paris Clark at Florida St. (01/21/2024)
	6	Kymora Johnson vs Notre Dame (01/18/2024)
	6	Kymora Johnson vs Tulane (N) (11/24/2023)
<b>FOULS</b>	5	Paris Clark vs Syracuse (02/18/2024)
	5	Camryn Taylor at Wake Forest (02/11/2024)
	5	Edessa Noyan at Wake Forest (02/11/2024)
	5	Edessa Noyan vs Clemson (02/04/2024)
	5	Edessa Noyan vs North Carolina (01/28/2024)
	5	Edessa Noyan at Florida St. (01/21/2024)
	5	Camryn Taylor at Florida St. (01/21/2024)
	5	Camryn Taylor vs Notre Dame (01/18/2024)
	5	London Clarkson vs Notre Dame (01/18/2024)
	5	Camryn Taylor at NC State (01/11/2024)
	5	Camryn Taylor vs Duke (01/07/2024)
	5	London Clarkson at Georgia Tech (01/04/2024)

# 2023-24 OPPONENT INDIVIDUAL GAME HIGHS



## 2023-24 Virginia Women's Basketball Player Highs Analysis All games

Page 3/4  
as of Mar 01, 2024

### Opponent - Individual Game Highs

<b>POINTS</b>	37		Aneesah Morrow vs LSU (N) (11/25/2023)
	33		Dyaisha Fair vs Syracuse (02/18/2024)
	33		Elizabeth Kitley at Virginia Tech (02/01/2024)
	28		Sonia Citron vs Notre Dame (01/18/2024)
	27		Deja Kelly at North Carolina (01/14/2024)
<b>FIELD GOALS MADE</b>	15		Elizabeth Kitley at Virginia Tech (02/01/2024)
	15		Aneesah Morrow vs LSU (N) (11/25/2023)
<b>FIELD GOAL ATTEMPTS</b>	25		Elizabeth Kitley at Virginia Tech (02/01/2024)
	25		Aneesah Morrow vs LSU (N) (11/25/2023)
<b>FIELD GOAL PERCENTAGE (min 5 made)</b>	.833	(5-6)	Laci Steele at NC State (01/11/2024)
	.833	(5-6)	Abbey Schrecke vs Missouri (11/30/2023)
<b>3 PT FG MADE</b>	5		Dyaisha Fair vs Syracuse (02/18/2024)
	4		Georgia Woolley vs Syracuse (02/18/2024)
	4		Elise Williams at Wake Forest (02/11/2024)
	4		Reniya Kelly vs North Carolina (01/28/2024)
	4		Deja Kelly at North Carolina (01/14/2024)
	4		Taylor Donaldson vs Fordham (12/21/2023)
	4		Maddie Heiss vs Wofford (12/16/2023)
	4		Payton Verhulst vs Oklahoma (11/19/2023)
<b>3 PT FG ATTEMPTS</b>	11		Taylor Donaldson vs Fordham (12/21/2023)
	11		Nicole Melious at La Salle (12/03/2023)
<b>3 PT FG PERCENTAGE (min 2 made)</b>	1.000	(2-2)	JoJo Lacey at Boston College (02/08/2024)
	1.000	(2-2)	Indya Nivar at North Carolina (01/14/2024)
<b>FREE THROWS MADE</b>	12		Sonia Citron vs Notre Dame (01/18/2024)
	11		Dayshyanette Harris vs Clemson (02/04/2024)
	11		Hannah Hidalgo vs Notre Dame (01/18/2024)
<b>FREE THROW ATTEMPTS</b>	16		Dayshyanette Harris vs Clemson (02/04/2024)
	15		Tonie Morgan at Georgia Tech (01/04/2024)
<b>FREE THROW PERCENTAGE (min 3 made)</b>	1.000	(12-12)	Sonia Citron vs Notre Dame (01/18/2024)
	1.000	(8-8)	Georgia Woolley vs Syracuse (02/18/2024)
	1.000	(7-7)	Hayley Frank vs Missouri (11/30/2023)
	1.000	(5-5)	Ta'Niya Latson at Florida St. (01/21/2024)
	1.000	(5-5)	Mimi Collins at NC State (01/11/2024)
	1.000	(4-4)	Teya Sidberry at Boston College (02/08/2024)
	1.000	(4-4)	Amari Robinson vs Clemson (02/04/2024)
	1.000	(4-4)	Zoe Brooks at NC State (01/11/2024)
	1.000	(4-4)	Mimi Collins vs NC State (12/31/2023)
	1.000	(4-4)	Madison Hayes vs NC State (12/31/2023)
	1.000	(4-4)	Last-Tear Poa vs LSU (N) (11/25/2023)
1.000	(3-3)	Nylah Young vs William & Mary (11/15/2023)	
<b>REBOUNDS</b>	18		Elizabeth Kitley at Virginia Tech (02/01/2024)
	16		Liatu King vs Pittsburgh (01/25/2024)
	16		Saniya Rivers vs NC State (12/31/2023)
	16		Aneesah Morrow vs LSU (N) (11/25/2023)
<b>ASSISTS</b>	14		Georgia Amoore at Virginia Tech (02/01/2024)
	9		Dayshyanette Harris vs Clemson (02/04/2024)
	9		Hannah Hidalgo vs Notre Dame (01/18/2024)
	9		Rachael Rose vs Wofford (12/16/2023)
<b>STEALS</b>	6		Hannah Hidalgo vs Notre Dame (01/18/2024)
	5		Liatu King vs Pittsburgh (01/25/2024)
	5		Kara Dunn at Georgia Tech (01/04/2024)
	5		Annabelle Schultz vs Wofford (12/16/2023)

# 2023-24 OPPONENT INDIVIDUAL GAME HIGHS



## 2023-24 Virginia Women's Basketball Player Highs Analysis All games

Page 4/4  
as of Mar 01, 2024

### Opponent - Individual Game Highs

<b>BLOCKED SHOTS</b>	4	Alyssa Ustby vs North Carolina (01/28/2024)
	3	Elizabeth Kitley at Virginia Tech (02/01/2024)
	3	Alyssa Ustby at North Carolina (01/14/2024)
	3	Mimi Collins at NC State (01/11/2024)
	3	Kennedy Brown vs Duke (01/07/2024)
	3	River Baldwin vs NC State (12/31/2023)
<b>TURNOVERS</b>	9	Payton Verhulst vs Oklahoma (11/19/2023)
	8	Tiara Bolden at La Salle (12/03/2023)
<b>FOULS</b>	5	Olivia Cochran at Louisville (02/25/2024)
	5	Alexandria Scruggs at Wake Forest (02/11/2024)
	5	Indya Nivar vs North Carolina (01/28/2024)
	5	Alyssa Ustby vs North Carolina (01/28/2024)
	5	Sara Bejedi at Florida St. (01/21/2024)
	5	Evangelia Paulk vs Wofford (12/16/2023)
	5	Hailey Chiles at La Salle (12/03/2023)
	5	Hayley Frank vs Missouri (11/30/2023)

# 2023-24 BOX SCORES

Official Basketball Box Score - Final  
**UMES at Virginia**  
 11/02/23 John Paul Jones Arena, Charlottesville  
 UVA vs UMES Women's Basketball

Game Time: 7:00 PM  
 Game Duration: 1:51  
 Attendance: 3,797

Officials: Denise Brooks, Toni Fallo, Leah Liano

UMES - 52		Record: 0-2										Shooting By Period									
NO. Name	Min	FG	3P	FT	Rebounds	Fouls	TP	AS	TO	ST	Blocks	+/-	1st FG%	2nd FG%	3rd FG%	4th FG%	GMFG%	3PT%	FT%		
		M/A	M/A	M/A	OR DR TOT	PF					BS BA										
33 Lainey Allen	F 17:54	2-2	0-0	2-2	1 4 5 4 2	6	0	3	1	2	0	-6	1st FG% 5-20 25.0%	3PT% 0-5 0.0%	FT% 0-0 0.0%						
2 Mahogany Lester	C 32:59	3-3	1-2	0-0	1 3 4 4 2	5	1	1	0	1	0	-23	2nd FG% 5-18 27.8%	3PT% 2-6 33.3%	FT% 0-0 0%						
5 Mya Thomas	G 26:10	3-15	0-4	1-2	1 0 1 0 1	7	1	2	0	1	1	-23	3rd FG% 4-16 25.0%	FT% 0-0 0%							
12 Chaniqwa Gilliam	G 21:30	2-8	1-3	0-0	1 3 4 0 0	5	1	1	0	0	2	6	4th FG% 6-17 35.3%	GMFG% 2-7 28.6%	3PT% 1-4 25%						
25 Ashanti Lynch	G 24:13	1-8	0-1	2-2	1 3 4 3 3	4	0	2	2	0	2	-15	FT% 2-6 33.3%	FT% 2-6 33.3%							
11 Zamara Haynes	27:40	5-20	2-8	0-0	2 1 5 4 2	12	4	1	1	0	3	-25	3PT% 1-4 25.0%	FT% 4-6 66.7%							
21 Ariana Sewell	10:29	2-3	0-0	0-2	1 4 5 0 0	4	0	2	0	0	0	0	3PT% 1-4 25.0%	FT% 3-4 75%							
4 Jalia Bannerman	18:58	3-10	1-6	2-2	0 1 1 2 2	9	0	2	1	1	0	-14	GMFG% 2-7 28.6%	3PT% 1-4 25.0%							
24 Lesley Thomas	20:07	0-2	0-0	0-0	1 2 3 2 3	0	0	0	0	0	0	-20	FT% 7-10 70.0%								
<b>Totals</b>		20-71	5-21	7-10	13 26 39	19	15	52	7	14	5	8	-24								

Technical Fouls: NONE

Dead Ball Rebounds: 1 0

Virginia - 76		Record: 1-0										Shooting By Period									
NO. Name	Min	FG	3P	FT	Rebounds	Fouls	TP	AS	TO	ST	Blocks	+/-	1st FG%	2nd FG%	3rd FG%	4th FG%	GMFG%	3PT%	FT%		
		M/A	M/A	M/A	OR DR TOT	PF					BS BA										
12 Edessa Noyan	F 15:05	2-2	1-1	0-0	3 3 6 3 1	5	1	2	1	0	0	5	1st FG% 4-18 22.2%	3PT% 1-7 14.3%	FT% 0-0 0%						
20 Camryn Taylor	F 31:03	7-15	0-3	8-9	7 2 9 3 7	22	1	5	1	0	0	16	2nd FG% 5-17 29.4%	3PT% 2-5 40.0%	FT% 0-0 0%						
4 Jillian Brown	G 30:28	4-10	1-5	5-5	1 12 13 3 4	14	1	3	1	0	0	20	3rd FG% 5-16 31.3%	FT% 2-7 28.6%							
21 Kymora Johnson	G 29:40	4-15	3-10	4-4	0 7 7 2 2	15	2	3	1	0	2	20	4th FG% 9-14 64.3%	GMFG% 2-7 28.6%							
23 Alexia Smith	G 20:32	1-6	0-0	0-0	4 3 7 2 0	2	2	0	2	2	0	0	3PT% 0-4 0.0%	FT% 2-2 100%							
0 Olivia McGhee	24:19	4-8	2-4	2-3	1 6 7 1 2	12	0	2	1	2	1	19	GMFG% 2-7 28.6%	3PT% 0-3 0.0%							
5 Yonta Vaughn	30:28	2-6	1-3	0-2	1 3 4 0 2	5	8	1	2	1	0	33	FT% 2-2 100%	FT% 2-2 100%							
32 Cady Pauley	08:52	0-5	0-3	0-0	0 0 0 0 0	0	1	0	0	0	0	-1	3PT% 0-3 0.0%	FT% 0-0 0%							
41 Taylor Lauterbach	09:33	0-0	0-0	1-2	1 3 4 1 1	1	1	0	3	0	0	8	GMFG% 2-7 28.6%	3PT% 0-3 0.0%							
<b>Totals</b>		24-67	8-31	20-25	20 40 60	15	19	76	16	19	8	5	24								

Technical Fouls: NONE

Dead Ball Rebounds: 2 0

MES		UVA		Points from Turnovers		MES		UVA		Period by Period Scoring				
Biggest lead	6 (1st 8:06)	24 (4th 0:41)	Paint	10	30	1st	2nd	3rd	4th	TOT	MES	UVA	UVA	UVA
Best Scoring Run	9 (4th 8:22)	9 (2nd 1:08)	Second Chance	4	12	10	12	14	16	52	14	21	15	26
Lead Changes	1	1	Fast Breaks	6	24	UVA	14	21	15	26	76			
Times Tied	1		Bench	25	18									
Time with Lead	05:41	32:40												

Official Basketball Box Score - Final  
**Campbell at Virginia**  
 11/02/23 John Paul Jones Arena, Charlottesville  
 UVA vs Campbell Women's Basketball

Game Time: 2:00 PM  
 Game Duration: 1:55  
 Attendance: 3,965

Officials: Saf Esho, Jules Gallen, Jessica Walter

Campbell - 49		Record: 2-1										Shooting By Period									
NO. Name	Min	FG	3P	FT	Rebounds	Fouls	TP	AS	TO	ST	Blocks	+/-	1st FG%	2nd FG%	3rd FG%	4th FG%	GMFG%	3PT%	FT%		
		M/A	M/A	M/A	OR DR TOT	PF					BS BA										
14 Brittany Staves	F 29:44	3-9	3-7	0-0	1 2 3 3 0	9	0	3	0	0	1	-15	1st FG% 4-16 25.0%	3PT% 2-7 28.6%	FT% 0-0 0%						
32 Christabel Ezumah	F 27:47	6-11	0-0	2-8	2 9 11 1 7	14	2	2	1	1	2	0	2nd FG% 10-15 66.7%	3PT% 3-6 50.0%	FT% 2-6 33.3%						
44 Svenia Nurenberg	F 25:04	2-3	1-1	0-0	2 6 8 4 1	5	0	4	0	1	1	-24	3rd FG% 3-11 27.3%	FT% 1-4 25%							
11 Shy Tuelie	G 32:06	1-7	1-7	0-0	0 0 0 2 1	3	8	3	1	2	1	-8	4th FG% 1-6 16.7%	GMFG% 3-6 50%							
20 Gemma Nunez	G 27:15	2-6	1-3	1-2	0 0 0 1 4	6	3	3	3	0	0	-19	FT% 2-2 100%	FT% 2-2 100%							
15 Audrey Fuller	14:18	2-3	1-2	0-0	3 1 4 1 0	5	0	1	0	1	0	-14	3PT% 1-6 16.7%	FT% 3-6 50%							
10 Sarah Fitzgerald	07:48	0-4	0-2	0-0	1 0 1 4 0	0	0	0	0	0	0	-22	GMFG% 2-7 28.6%	3PT% 1-6 16.7%							
22 Gianni Boone	13:00	2-9	0-3	1-2	1 2 3 1 1	5	0	1	0	2	1	0	FT% 2-2 100%	FT% 2-2 100%							
0 Jessica Woods	07:43	0-2	0-1	0-0	0 0 0 1 0	0	0	0	0	0	0	-12	3PT% 0-3 0.0%	FT% 0-0 0%							
12 Hadleigh Dill	07:10	0-3	0-1	0-0	1 0 1 0 1	0	1	0	0	1	0	-8	3PT% 0-3 0.0%	FT% 0-0 0%							
24 Peris Smith	04:25	0-1	0-0	2-4	1 0 1 3 2	2	0	0	0	0	0	-3	GMFG% 1-6 16.7%	3PT% 1-6 16.7%							
4 Taylor Collier	01:50	0-0	0-0	0-0	1 0 1 0 0	0	0	0	0	0	0	0	GMFG% 3-6 50%	3PT% 1-6 16.7%							
21 Logan Nuckols	01:50	0-0	0-0	0-0	0 0 0 0 0	0	0	0	0	0	0	0	FT% 6-6 100%	FT% 6-6 100%							
<b>Totals</b>		18-58	7-27	6-16	15 25 40	21	17	49	13	21	5	7	-25								

Technical Fouls: NONE

Dead Ball Rebounds: 5 0

Virginia - 74		Record: 2-0										Shooting By Period									
NO. Name	Min	FG	3P	FT	Rebounds	Fouls	TP	AS	TO	ST	Blocks	+/-	1st FG%	2nd FG%	3rd FG%	4th FG%	GMFG%	3PT%	FT%		
		M/A	M/A	M/A	OR DR TOT	PF					BS BA										
20 Camryn Taylor	F 27:45	5-12	0-0	6-6	1 2 3 3 5	16	0	2	2	4	1	36	1st FG% 7-16 43.8%	3PT% 4-14 28.6%	FT% 2-2 100%						
34 London Clarkson	F 28:43	3-7	0-0	6-6	1 2 3 2 6	12	2	1	2	0	2	9	2nd FG% 4-13 30.8%	3PT% 4-13 30.8%	FT% 4-4 100%						
4 Jillian Brown	G 28:15	3-12	0-4	6-6	2 5 7 2 4	12	2	0	1	1	1	10	3rd FG% 5-18 27.8%	FT% 4-4 100%							
21 Kymora Johnson	G 28:45	7-14	1-3	0-1	2 4 6 3 2	15	7	1	1	2	1	38	4th FG% 9-16 56.3%	GMFG% 2-7 28.6%							
23 Alexia Smith	G 25:48	4-6	1-2	1-2	2 4 6 1 2	10	1	0	2	0	0	-1	3PT% 0-4 0.0%	FT% 4-5 80%							
0 Olivia McGhee	20:23	1-3	1-2	2-2	1 1 2 1 1	5	0	2	2	0	1	21	3rd FG% 5-18 27.8%	FT% 2-2 100%							
5 Yonta Vaughn	18:24	1-3	0-2	0-0	0 3 3 0 1	2	4	2	0	0	0	1	4th FG% 1-6 16.7%	GMFG% 2-7 28.6%							
12 Edessa Noyan	13:00	1-3	0-0	0-0	2 6 8 2 0	2	0	2	1	0	1	13	3PT% 1-3 33.3%	FT% 0-0 0%							
41 Taylor Lauterbach	06:09	0-0	0-0	0-0	1 1 3 0 0	0	1	0	1	0	0	0	GMFG% 2-7 28.6%	3PT% 1-3 33.3%							
32 Cady Pauley	04:48	0-2	0-2	0-0	0 0 0 0 0	0	0	0	0	0	0	0	FT% 2-2 100%	FT% 2-2 100%							
<b>Totals</b>		25-62	3-15	21-23	13 30 43	17	21	74	16	11	7	25									

Technical Fouls: NONE

Dead Ball Rebounds: 1 0

CAM		UVA		Points from Turnovers		CAM		UVA		Period by Period Scoring				
Biggest lead	7 (3rd 7:51)	27 (4th 2:33)	Paint	5	20	1st	2nd	3rd	4th	TOT	CAM	UVA	UVA	UVA
Best Scoring Run	10 (2nd 0:29)	21 (4th 3:01)	Second Chance	9	14	10	25	9	5	49	17	12	22	23
Lead Changes	4	4	Fast Breaks	5	22	UVA	17	12	22	23	74			
Times Tied	3		Bench	12	9									
Time with Lead	10:28	26:26												

Official Basketball Box Score - Final  
**William & Mary at Virginia**  
 11/02/23 John Paul Jones Arena, Charlottesville  
 UVA vs W&M Women's Basketball

Game Time: 7:00 PM  
 Game Duration: 1:50  
 Attendance: 3,588

# 2023-24 BOX SCORES



Official Basketball Box Score - Final  
**Tulane at Virginia**  
 11/25/23 John Gray Gymnasium, George Town, Cayman Islands  
 2023-24 Women's Basketball

Game Time: 11:00 AM  
 Game Duration: 1:58

Officials: Carla Fountain, Mark Resch, Teresa Stuck

Tulane - 59		Record: 3-2															
NO. Name	Min	FG		3P		FT		Rebounds		Fouls		TP	AS	TO	ST	Blocks	+/-
		M/A	M/A	M/A	M/A	OR	DR	FF	FD	PF	FD						
12 Hannah Pratt	F 30:47	5-13	3-9	2-4	0	7	7	1	2	15	3	2	2	1	21		
21 Irina Parau	F 30:36	0-5	0-1	0-0	0	6	6	1	0	11	2	4	0	2	-14		
0 Kyran Whittington	G 26:14	2-8	0-3	8-10	1	1	2	1	2	9	12	1	2	4	0	0	-13
1 Kaylah Rainey	G 25:56	2-5	2-3	2-2	1	3	4	1	2	8	2	5	0	0	0	-9	
3 Marta Galic	G 26:23	3-13	1-5	1-2	4	1	5	0	1	8	2	2	2	2	0	0	-5
23 Amira Mabry	28:22	3-6	0-0	3-4	4	5	9	3	2	9	0	1	0	1	0	-11	
24 Chiara Grattini	08:01	2-4	0-0	0-0	1	1	0	0	0	4	0	2	0	0	0	-4	
8 Joy Madison-Key	11:56	1-2	0-0	1-2	0	1	1	1	1	3	0	0	0	0	0	-17	
22 McKenzi Carter	03:31	0-0	0-0	0-0	1	0	1	0	1	0	0	0	0	0	0	0	0
33 Lily Ba	08:15	0-2	0-2	0-0	0	1	1	0	0	0	0	0	0	1	0	0	2
Team					2	4	6			0		2					
Totals		18-58	6-23	17-24	14	29	43	10	19	59	9	19	10	4	4	-22	

Technical Fouls: NONE

Dead Ball Rebounds: 4, 1

Virginia - 81		Record: 4-1															
NO. Name	Min	FG		3P		FT		Rebounds		Fouls		TP	AS	TO	ST	Blocks	+/-
		M/A	M/A	M/A	M/A	OR	DR	FF	FD	PF	FD						
20 Camryn Taylor	F 17:10	4-6	0-0	0-0	1	2	3	2	1	8	0	0	1	1	0	10	
34 London Clarkson	F 15:46	0-4	0-0	1-2	3	1	4	1	1	1	1	0	3	1	0	0	0
0 Olivia McGhee	G 15:07	3-10	1-5	2-2	3	3	6	0	2	9	2	1	0	0	0	1	5
4 Jillian Brown	G 14:29	2-7	0-1	1-1	2	1	3	1	1	5	2	1	1	0	1	0	5
21 Kymora Johnson	G 18:55	3-7	3-6	0-0	1	1	2	0	9	9	6	3	1	0	0	17	
1 Paris Clark	15:02	2-4	1-2	0-0	2	2	2	3	0	5	0	1	0	0	0	0	30
33 Sam Brunelle	19:35	4-7	4-5	0-0	0	4	4	1	0	12	1	2	1	1	0	0	17
5 Yontia Vaughn	24:36	5-11	4-8	0-0	1	4	5	1	2	14	4	1	0	0	0	0	1
14 Kaydan Lawson	16:33	0-3	0-1	0-0	1	3	4	4	1	0	0	0	0	0	0	1	9
32 Cady Pauley	11:02	3-7	2-6	0-0	0	1	1	2	0	8	1	0	1	0	0	-10	
23 Alexia Smith	17:25	4-5	0-1	2-2	0	3	3	0	1	10	0	0	3	0	0	23	
12 Edessa Noyan	10:02	0-1	0-0	0-0	0	1	1	0	0	0	0	0	0	0	0	1	6
41 Taylor Lauterbach	04:08	0-2	0-0	0-0	2	2	1	0	0	0	0	0	0	0	0	-3	
Team					3	1	4			0		0					
Totals		30-74	15-35	6-7	14	29	43	19	10	81	20	12	13	4	4	-22	

Technical Fouls: NONE

Dead Ball Rebounds: 1, 0

TUL		UVA		Points from		Turnovers		Period by Period Scoring			
Biggest lead	15 (1 <sup>st</sup> 3:01)	24 (4 <sup>th</sup> 9:45)	Turnovers	6	28	1st	2nd	3rd	4th	TOT	
Best Scoring Run	10 (1 <sup>st</sup> 4:46)	17 (2 <sup>nd</sup> 6:01)	Paint	22	26	1st	2nd	3rd	4th	TOT	
Lead Changes	1		Second Chance	7	13	1st	2nd	3rd	4th	TOT	
Times Tied	2		Fast Breaks	9	13	1st	2nd	3rd	4th	TOT	
Time with Lead	12:31	25:52	Bench	16	49	UVA	12	24	27	18	81



Official Basketball Box Score - Final  
**Missouri at Virginia**  
 11/30/23 John Paul Jones Arena, Charlottesville  
 UVA vs Missouri Women's Basketball

Game Time: 5:00 PM  
 Game Duration: 2:23  
 Attendance: 3,701

Officials: Eric Brewton, Katie Lukulich, Meadow Overstreet

Missouri - 81		Record: 5-3															
NO. Name	Min	FG		3P		FT		Rebounds		Fouls		TP	AS	TO	ST	Blocks	+/-
		M/A	M/A	M/A	M/A	OR	DR	FF	FD	PF	FD						
30 Angelique Ngalakulondi	F 17:13	3-7	0-0	2-6	4	1	5	3	3	8	1	2	1	0	1	2	
43 Hayley Frank	F 39:18	6-14	2-9	7-7	0	7	7	5	5	21	2	6	0	2	0	-7	
0 Grace Slaughter	G 39:34	6-9	3-5	2-2	0	3	3	1	1	17	2	3	0	0	0	-3	
4 Mama Dembele	G 40:03	2-10	0-0	2-2	1	5	6	4	3	6	7	2	3	1	4	-9	
24 Ashton Judd	G 42:02	5-12	1-5	3-6	1	5	6	4	5	14	2	3	1	1	-13		
23 Abbey Schrecke	34:10	5-6	3-4	2-3	0	6	6	1	1	15	1	1	0	0	0	2	
34 Hannah Linthacum	02:37	0-0	0-0	0-0	0	0	0	1	0	0	0	0	0	0	0	-7	
14 Abby Feit	06:34	0-2	0-2	0-0	0	3	3	1	0	0	0	0	0	0	0	0	0
20 Sarah Linthacum	03:23	0-0	0-0	0-0	0	0	0	0	0	0	0	0	0	0	0	-3	
Team					3	2	5			13		0					
Totals		27-60	9-25	18-26	16	28	41	20	18	81	15	18	6	4	6	-6	

Technical Fouls: Frank 3<sup>rd</sup> 4:25

Dead Ball Rebounds: 4, 0

Virginia - 87		Record: 5-2															
NO. Name	Min	FG		3P		FT		Rebounds		Fouls		TP	AS	TO	ST	Blocks	+/-
		M/A	M/A	M/A	M/A	OR	DR	FF	FD	PF	FD						
20 Camryn Taylor	F 39:12	10-19	0-0	6-7	4	5	9	3	5	26	1	1	0	1	2	2	
33 Sam Brunelle	F 11:32	1-5	1-4	0-0	0	1	1	0	0	3	0	0	0	1	1	-8	
1 Paris Clark	G 29:24	6-13	2-3	0	2	2	4	1	14	7	2	2	2	0	1		
21 Kymora Johnson	G 33:26	4-13	1-6	0-2	0	2	2	3	1	9	2	1	0	0	0	13	
23 Alexia Smith	G 35:19	5-10	0-2	0	4	9	13	0	10	3	2	2	0	0	0	13	
4 Jillian Brown	16:48	0-4	0-2	5-6	0	2	2	3	5	3	0	0	1	0	0	2	
34 London Clarkson	31:36	5-6	0-0	7-8	4	3	7	2	9	17	1	0	1	0	1	19	
0 Olivia McGhee	03:46	0-2	0-2	0-0	0	0	0	1	0	0	0	0	0	0	0	-5	
5 Yontia Vaughn	13:50	0-3	0-1	0-0	0	0	0	0	0	3	0	0	1	0	0	-9	
32 Cady Pauley	04:15	1-2	1-2	0-0	0	0	0	1	0	3	0	0	1	0	0	0	0
12 Edessa Noyan	05:53	0-1	0-0	0-0	0	0	0	3	0	0	0	0	0	1	0	2	
Team					2	1	3			0		1					
Totals		32-78	5-22	18-23	16	28	44	19	19	87	20	10	7	6	4	6	

Technical Fouls: Clark 3<sup>rd</sup> 4:25

Dead Ball Rebounds: 3, 0

MIZ		UVA		Points from		Turnovers		Period by Period Scoring				
Biggest lead	15 (2 <sup>nd</sup> 9:30)	8 (3 <sup>rd</sup> 2:12)	Turnovers	8	21	1st	2nd	3rd	4th	TOT		
Best Scoring Run	10 (1 <sup>st</sup> 2:05)	11 (3 <sup>rd</sup> 7:21)	Paint	32	44	1st	2nd	3rd	4th	TOT		
Lead Changes	8		Second Chance	7	18	MIZ	26	10	13	26	6	81
Times Tied	5		Fast Breaks	8	8	UVA	13	15	27	20	12	87
Time with Lead	19:29	22:12	Bench	15	25							



Official Basketball Box Score - Final  
**Virginia at LSU**  
 11/25/23 John Gray Gymnasium, George Town, Cayman Islands  
 2023-24 Women's Basketball

Game Time: 5:00 PM  
 Game Duration: 2:04  
 Attendance: 1,650

Officials: Joe Vaszy, Fatou Cesako-Stephens, Meadow Overstreet

Virginia - 73		Record: 4-2															
NO. Name	Min	FG		3P		FT		Rebounds		Fouls		TP	AS	TO	ST	Blocks	+/-
		M/A	M/A	M/A	M/A	OR	DR	FF	FD	PF	FD						
20 Camryn Taylor	F 20:50	1-9	0-0	2-2	2	2	4	3	4	4	0	1	1	2	1	9	
33 Sam Brunelle	F 31:57	5-11	5-11	0-0	0	3	3	4	0	15	0	0	0	0	0	-7	
1 Paris Clark	G 26:03	7-17	1-5	4-4	2	5	7	3	3	10	0	1	3	0	0	0	1
21 Kymora Johnson	G 21:36	4-13	0-7	0-0	1	2	3	0	8	2	3	2	0	1	0	-5	
23 Alexia Smith	G 26:04	2-6	0-3	1-3	2	3	5	3	2	5	1	3	1	0	0	0	5
34 London Clarkson	19:05	1-2	0-0	2-2	3	0	3	4	4	4	1	1	0	0	0	-7	
4 Jillian Brown	18:48	2-3	0-0</														



# 2023-24 BOX SCORES



Official Basketball Box Score - Final  
**Rider at Virginia**  
 12/06/23 John Paul Jones Arena, Charlottesville  
 Virginia vs Rider Women's Basketball  
 Game Time: 7:00 PM  
 Game Duration: 1:41  
 Attendance: 3,676  
 Officials: Bruce Morris, Krystle Apezariz, Keith Batson

NO.	Name	Min	FG			3P			FT			Rebounds		Fouls		TP	AS	TO	ST	Blocks		+/-	
			M	A	%	M	A	%	M	A	%	OR	DR	PF	FF					BS	BA		
44	Kaylan Deveney	C 31:02	3-5	1-1	2-4	0	1	1	2	2	9	2	3	1	0	1	21						
0	Saraa Redmond	G 17:56	0-4	0-1	0-0	0	3	3	2	0	4	4	1	0	0	1	14						
23	Taylor Langan	G 28:49	6-9	0-1	0-1	0	2	2	2	9	12	2	1	0	0	32							
24	Makayla Firebaugh	G 35:37	6-14	0-5	0-0	2	4	6	3	0	12	0	2	2	1	28							
55	Jessika Schiffer	G 25:07	2-7	2-7	0-0	0	3	3	1	6	1	1	2	0	0	9							
14	Sofie Bruinjies	08:02	0-2	0-1	0-0	0	0	0	0	1	0	0	0	0	0	3							
3	Jamia Blake	14:53	2-4	0-0	1-1	0	1	1	2	1	5	0	0	0	0	10							
11	Mariona Cos-Morales	11:11	2-2	0-0	0-0	1	2	3	1	0	4	1	1	0	0	5							
1	Alysa McIver	20:10	1-3	1-3	0-0	0	2	2	3	3	2	0	0	0	0	10							
10	Molly Lynch	05:21	0-1	0-1	0-0	0	1	1	0	0	0	0	0	0	0	7							
12	Taylor Blunt	00:56	0-1	0-1	0-0	0	0	0	0	0	0	0	0	0	0	3							
13	Sam Richardson	00:56	0-0	0-0	0-0	0	0	0	0	0	0	0	0	0	0	3							
Team						0	0	0	0	0	0	0	0	0	1								
Totals		22:52	4-21	3-6	3	19	22	15	11	51	16	18	8	1	2	27							

Technical Fouls: NONE

Dead Ball Rebounds: 1.0

NO.	Name	Min	FG			3P			FT			Rebounds		Fouls		TP	AS	TO	ST	Blocks		+/-	
			M	A	%	M	A	%	M	A	%	OR	DR	PF	FF					BS	BA		
20	Camryn Taylor	F 27:18	7-11	0-0	4-4	7	6	13	2	3	18	0	3	1	0	0	35						
33	Sam Brunelle	F 23:07	2-11	2-8	1-2	3	1	4	2	1	7	1	0	1	0	16							
1	Paris Clark	G 13:28	1-6	0-0	0	3	1	4	0	0	2	0	2	0	1	2							
21	Kymora Johnson	G 25:39	3-9	0-2	1-1	3	4	7	1	1	7	4	0	1	0	31							
23	Alexia Smith	G 18:25	5-8	1-1	0-0	1	1	2	0	0	11	1	1	1	0	14							
4	Jillian Brown	19:22	3-9	0-1	2-5	6	5	11	1	3	8	3	1	2	0	35							
5	Yontia Vaughn	20:11	1-3	1-3	0-0	0	3	3	1	1	3	0	2	0	0	9							
14	Kaydan Lawson	12:06	1-3	1-2	0-2	1	2	3	1	1	0	0	0	0	0	9							
32	Cady Pauley	10:38	0-4	0-4	0-0	0	1	1	0	3	4	2	1	0	0	2							
0	Olivia McGhee	07:15	2-4	1-3	0-0	0	0	0	0	5	0	0	0	0	0	7							
12	Edessa Noyan	15:10	3-7	1-2	1-2	4	2	6	1	2	8	0	1	2	1	9							
41	Taylor Lauterbach	07:22	1-1	0-0	0-0	1	1	2	0	2	0	1	2	0	1	1							
Team						2	2	4	0	0	0	0	0	0	0								
Totals		29:76	7-26	13-20	31	29	60	11	15	78	14	10	12	2	1	27							

Technical Fouls: NONE

Dead Ball Rebounds: 4.0

Biggest lead	RID	UVA	Points from		Period by Period Scoring				
			Turnovers	Paint	1st	2nd	3rd	4th	TOT
4 (1 <sup>st</sup> 0:07)	27 (4 <sup>th</sup> 0:45)		4	18	15	12	13	11	51
Best Scoring Run	5 (1 <sup>st</sup> 0:07)	11 (3 <sup>rd</sup> 6:13)	26	40					
Lead Changes	7		2	26					
Times Tied	3		15	12	13	11	51		
Time with Lead	09:06	28:41	15	21	25	21	78		

Official Basketball Box Score - Final  
**Wofford at Virginia**  
 12/06/23 John Paul Jones Arena, Charlottesville  
 Virginia vs Wofford Women's Basketball  
 Game Time: 1:00 PM  
 Game Duration: 1:46  
 Attendance: 3,965  
 Officials: Bryan Brunette, Ashlee Cook, Cori Chambers

NO.	Name	Min	FG			3P			FT			Rebounds		Fouls		TP	AS	TO	ST	Blocks		+/-
			M	A	%	M	A	%	M	A	%	OR	DR	PF	FF					BS	BA	
11	Viola Tulave	F 17:39	1-1	0-0	0-0	0	1	2	0	0	2	0	3	0	0	0	0					
1	Annabelle Schultz	G 27:59	1-9	1-5	0-0	1	4	5	4	4	3	0	2	5	1	1	6					
2	Maddie Heiss	G 35:56	6-11	4-7	0-0	1	1	2	3	1	16	1	3	1	0	2						
3	Evangelia Paulk	G 29:10	4-10	1-4	0-0	1	4	5	5	1	9	3	3	1	0	2						
12	Rachael Rose	G 40:00	7-15	1-3	6-7	2	8	10	1	6	21	9	3	3	0	2						
20	Indya Clarke	33:11	6-8	3-4	0-0	0	2	2	2	1	15	1	1	0	0	0						
24	Sara Diddia	09:18	1-3	0-2	0-0	0	0	0	0	2	1	1	0	0	0	1						
0	JasRae Smith	06:47	1-1	1-1	0-0	0	1	1	0	0	3	1	0	0	0	7						
Team						0	1	1	0	0	2											
Totals		27:58	11-26	6-7	5	22	27	17	13	71	16	18	11	1	3	1						

Technical Fouls: NONE

Dead Ball Rebounds: 0.0

NO.	Name	Min	FG			3P			FT			Rebounds		Fouls		TP	AS	TO	ST	Blocks		+/-
			M	A	%	M	A	%	M	A	%	OR	DR	PF	FF					BS	BA	
33	Sam Brunelle	F 11:29	0-1	0-0	0-0	1	2	3	0	0	0	0	1	3	1	0	7					
34	London Clarkson	F 32:46	2-4	0-0	3-4	4	5	9	2	5	7	1	1	0	1	0	0					
1	Paris Clark	G 24:54	5-9	1-3	3-3	3	2	5	2	4	14	3	1	1	0	5						
21	Kymora Johnson	G 22:42	3-9	0-5	1-2	0	1	1	1	1	7	9	2	1	1	0	1					
23	Alexia Smith	G 23:35	3-7	1-1	0-0	0	4	4	1	1	7	3	2	0	0	0						
0	Olivia McGhee	25:40	6-15	2-6	0-0	1	2	3	1	1	14	0	1	1	0	0	0					
4	Jillian Brown	11:23	0-4	0-2	2-2	0	3	3	2	1	2	1	3	0	0	0	2					
14	Kaydan Lawson	15:43	2-5	0-2	0-0	2	4	6	0	0	4	1	4	2	0	6						
41	Taylor Lauterbach	07:51	0-2	0-2	0-0	2	1	3	1	0	0	1	0	0	0	0	0					
32	Cady Pauley	07:42	1-3	0-2	0-0	0	0	0	0	1	2	1	0	0	0	0	0					
20	Camryn Taylor	16:17	6-9	0-0	1-2	3	1	4	3	3	13	0	0	0	1	0	0					
Team						2	2	4	0	0	0	0	0	0	0	0						
Totals		28:68	4-23	10-13	18	27	45	13	17	70	19	17	8	3	1	1						

Technical Fouls: NONE

Dead Ball Rebounds: 3.0

Biggest lead	WOF	UVA	Points from		Period by Period Scoring				
			Turnovers	Paint	1st	2nd	3rd	4th	TOT
4 (4 <sup>th</sup> 6:13)	11 (2 <sup>nd</sup> 2:04)		11	26	15	15	17	24	71
Best Scoring Run	9 (3 <sup>rd</sup> 7:37)	10 (2 <sup>nd</sup> 3:01)	26	34					
Lead Changes	11		15	15	17	24	71		
Times Tied	5		16	21	15	18	70		
Time with Lead	04:05	33:23	20	35					



Official Basketball Box Score - Final  
**Fordham at Virginia**  
 12/21/23 John Paul Jones Arena, Charlottesville  
 Virginia vs Fordham Women's Basketball  
 Game Time: 6:00 PM  
 Game Duration: 1:40  
 Attendance: 4,208  
 Officials: Tara Cruse, Timothy Bryant, Roy Jackson

NO.	Name	Min	FG			3P			FT			Rebounds		Fouls		TP	AS	TO	ST	Blocks		+/-
			M	A	%	M	A	%	M	A	%	OR	DR	PF	FF					BS	BA	
10	Rose Nelson	F 30:38	0-3	0-0	0-0	3																

# 2023-24 BOX SCORES



Official Basketball Box Score - Final  
**Virginia at Georgia Tech**  
 01/04/24 McCamish Pavilion, Atlanta  
 Georgia Tech vs. Virginia

Game Time: 7:00 PM  
 Game Duration: 2:00  
 Attendance: 1,237

Officials: Joseph Vaszily, Rod Creech, Linda Miles

Virginia - 60		Record: 8-5 (2-2)										Shooting By Period												
NO.	Name	Min	FG		3P		FT		Rebounds		Fouls		TP	AS	ST	Blocks		+/-	1st FG%	2nd FG%	3rd FG%	4th FG%	GM FG%	
			M/A	M/A	M/A	M/A	OR	DR	OR	DR	PF	FD				BS	BA							
20	Camryn Taylor	F	32:29	7-12	1-1	4-4	0	4	4	4	4	19	0	2	2	1	0	-4	31%	0-4	38.5%	3PT%	0-4	0.0%
34	London Clarkson	F	24:17	4-5	0-0	3-7	2	4	6	5	5	11	0	2	2	4	0	5	34%	3-4	75%	3PT%	0-0	0.0%
1	Paris Clark	G	33:59	5-14	0-1	3-4	7	5	12	3	13	3	4	3	1	1	1	7	29%	4-20	20.0%	3PT%	0-7	0.0%
21	Kymora Johnson	G	28:24	3-14	0-6	0-0	0	3	3	0	6	6	4	3	0	1	-1	11	21%	3-4	75%	3PT%	0-4	0.0%
23	Alexia Smith	G	10:53	0-2	0-1	0-2	0	3	3	2	1	0	1	0	0	0	-1	0	0%	0-0	0.0%	3PT%	0-0	0.0%
4	Jillian Brown	G	22:50	2-7	0-1	1-2	2	2	4	1	5	1	2	1	1	0	1	1	15%	0-0	0.0%	3PT%	0-1	0.0%
33	Sam Brunelle	G	14:15	0-3	0-2	0-0	0	1	1	0	0	0	1	0	0	0	-9	0%	0-0	0.0%	3PT%	0-1	0.0%	
0	Olivia McGhee	G	04:20	0-1	0-1	0-0	0	1	1	0	0	0	0	0	0	0	-5	0%	0-0	0.0%	3PT%	0-0	0.0%	
5	Yontia Vaughn	G	16:35	1-6	0-3	0-0	0	2	2	3	1	2	3	1	1	0	-7	17%	0-0	0.0%	3PT%	0-0	0.0%	
14	Kaydan Lawson	G	08:59	0-0	0-0	4-4	3	1	4	1	2	4	0	0	0	0	-2	0%	0-0	0.0%	3PT%	0-0	0.0%	
32	Cady Pauley	G	02:59	0-0	0-0	0-0	0	0	0	0	0	0	0	0	0	-3	0	0%	0-0	0.0%	3PT%	0-0	0.0%	
<b>Totals</b>				22-64	1-16	15-23	17	29	46	24	17	60	14	17	12	8	-2							

Technical Fouls: NONE

Dead Ball Rebounds: 5.0

Georgia Tech - 63		Record: 10-4 (1-1)										Shooting By Period												
NO.	Name	Min	FG		3P		FT		Rebounds		Fouls		TP	AS	ST	Blocks		+/-	1st FG%	2nd FG%	3rd FG%	4th FG%	GM FG%	
			M/A	M/A	M/A	M/A	OR	DR	OR	DR	PF	FD				BS	BA							
13	Kayla Blackshear	F	34:22	2-9	1-1	1-4	4	2	6	4	4	6	2	1	1	0	2	4	22%	1-4	25.0%	3PT%	1-2	50%
5	Tonie Morgan	G	32:42	4-14	0-0	10-15	5	7	12	1	11	18	1	3	1	1	2	6	29%	1-2	50%	3PT%	0-0	0.0%
22	Ines Noguero	G	32:17	1-4	0-2	0-0	1	4	5	4	0	2	3	3	1	0	-2	25%	2-13	15.4%	3PT%	0-0	0.0%	
23	Rusne Augustinaite	G	30:30	2-9	1-6	3-4	1	3	4	2	8	2	4	1	1	2	6	22%	1-5	20.0%	3PT%	0-3	0.0%	
25	Kara Dilut	G	38:23	8-17	1-5	7-10	3	6	1	7	24	11	5	5	0	2	3	47%	8-12	66.7%	3PT%	0-0	0.0%	
21	Sydney Johnson	G	13:09	1-5	1-4	0-0	0	0	0	1	0	3	1	0	0	0	-3	20%	0-0	0.0%	3PT%	0-0	0.0%	
22	A'Asia Thomas-Harris	G	10:08	1-1	0-0	0-0	4	4	1	0	2	0	0	0	0	-1	0	0%	0-0	0.0%	3PT%	0-0	0.0%	
11	A'ixa Wone Aranz	G	08:30	0-0	0-0	0-0	1	1	1	0	0	0	0	0	0	-7	0	0%	0-0	0.0%	3PT%	0-0	0.0%	
<b>Totals</b>				19-59	4-18	21-33	15	27	42	17	24	63	10	16	9	2	8	3						

Technical Fouls: NONE

Dead Ball Rebounds: 8.1

UVA		GT		Points from		Turnovers		Period by Period Scoring				
Biggest lead	4 (1 <sup>st</sup> 9:01)	7 (3 <sup>rd</sup> 6:26)	1st	2nd	3rd	4th	TOT	1st	2nd	3rd	4th	TOT
Best Scoring Run	6 (2 <sup>nd</sup> 2:12)	9 (1 <sup>st</sup> 1:45)	13	11	14	12	60	14	13	21	15	63
Lead Changes	9	11	13	11	14	12	60	14	13	21	15	63
Times Tied	1	1	13	11	14	12	60	14	13	21	15	63
Time with Lead	08:22	25:00	11	5	11	5	32	14	13	21	15	63



Official Basketball Box Score - Final  
**Virginia at NC State**  
 01/11/24 Reynolds Coliseum, Raleigh  
 2023-24 Women's Basketball

Game Time: 7:00 PM  
 Game Duration: 2:18  
 Attendance: 5,500

Officials: Jeffrey Smith, Sali Saho, Ashlee Goode

Virginia - 66		Record: 8-7 (0-4)										Shooting By Period												
NO.	Name	Min	FG		3P		FT		Rebounds		Fouls		TP	AS	ST	Blocks		+/-	1st FG%	2nd FG%	3rd FG%	4th FG%	GM FG%	
			M/A	M/A	M/A	M/A	OR	DR	OR	DR	PF	FD				BS	BA							
20	Camryn Taylor	F	27:56	9-16	2-2	2-4	3	3	6	5	3	22	0	3	0	2	1	-18	56%	6-23	26.1%	3PT%	0-2	0.0%
33	Sam Brunelle	F	18:45	1-5	0-2	0-0	2	2	4	4	1	2	0	0	0	0	-6	20%	1-2	50%	3PT%	0-0	0.0%	
1	Paris Clark	G	18:54	3-11	0-1	0-0	3	6	4	1	6	0	2	2	0	4	-3	27%	8-20	40.0%	3PT%	0-7	0.0%	
21	Kymora Johnson	G	33:05	6-19	2-8	0-0	1	3	4	3	14	4	1	0	0	-28	31%	3-7	42.9%	3PT%	0-2	0.0%		
23	Alexia Smith	G	17:58	1-5	0-0	0-0	2	7	9	0	1	2	6	1	0	0	-11	20%	2-2	100%	3PT%	0-0	0.0%	
0	Olivia McGhee	G	22:25	3-10	1-4	2-2	2	2	4	1	2	9	0	4	1	0	-1	30%	7-18	38.9%	3PT%	0-0	0.0%	
5	Yontia Vaughn	G	17:47	3-8	1-4	0-0	2	2	2	1	0	7	2	2	0	0	-11	37%	1-4	25.0%	3PT%	0-0	0.0%	
14	Kaydan Lawson	G	12:46	1-2	0-1	2-2	1	1	2	1	1	4	0	0	0	-12	50%	1-2	50%	3PT%	0-0	0.0%		
34	London Clarkson	G	09:05	0-2	0-0	0-0	1	2	3	2	1	0	0	0	0	-12	0%	0-0	0.0%	3PT%	0-0	0.0%		
41	Taylor Lauterbach	G	13:45	0-3	0-0	0-0	1	2	0	0	0	0	0	0	0	1	-3	0%	0-0	0.0%	3PT%	0-0	0.0%	
32	Cady Pauley	G	05:53	0-1	0-1	0-0	0	0	0	0	0	0	0	0	0	-9	0	0%	0-0	0.0%	3PT%	0-0	0.0%	
12	Edessa Noyan	G	01:43	0-0	0-0	0-0	0	0	0	0	0	0	0	0	0	-4	0	0%	0-0	0.0%	3PT%	0-0	0.0%	
<b>Totals</b>				27-62	6-23	6-8	21	29	50	21	12	66	12	17	6	2	-27							

Technical Fouls: NONE

Dead Ball Rebounds: 1.0

NC State - 93		Record: 15-1 (3-1)										Shooting By Period												
NO.	Name	Min	FG		3P		FT		Rebounds		Fouls		TP	AS	ST	Blocks		+/-	1st FG%	2nd FG%	3rd FG%	4th FG%	GM FG%	
			M/A	M/A	M/A	M/A	OR	DR	OR	DR	PF	FD				BS	BA							
2	Mimi Collins	F	22:32	4-9	1-3	5-5	2	7	9	3	4	14	2	0	0	3	0	22	44%	11-18	61.1%	3PT%	1-2	50%
10	Aziah James	G	28:04	5-14	2-3	3-4	0	6	6	2	4	15	4	2	2	1	0	33	36%	8-9	88.9%	3PT%	0-0	0.0%
21	Madison Rivers	G	26:18	1-13	3-7	0-0	0	5	5	1	0	17	2	1	0	1	30	7%	10-17	58.8%	3PT%	0-0	0.0%	
22	Saniaa Hayes	G	30:47	7-7	0-1	2-2	0	3	3	1	1	6	7	1	3	1	31	58%	5-8	62.5%	3PT%	0-0	0.0%	
3	Zoe Brooks	G	28:39	7-12	1-4	4-4	0	2	2	0	7	19	3	2	4	0	26	58%	1-1	100%	3PT%	0-0	0.0%	
24	Laci Steele	G	23:46	5-6	3-4	0-0	0	1	1	1	0	13	1	3	0	0	7	83%	7-20	35.0%	3PT%	0-0	0.0%	
15	Lizzy Williamson	G	09:56	1-2	0-0	1-2	1	2	3	0	1	3	0	0	0	0	-5	50%	1-4	25.0%	3PT%	0-0	0.0%	
42	Malloy Collier	G	09:43	1-2	0-0	2-2	0	3	2	2	4	0	2	0	0	0	1	50%	0-0	0.0%	3PT%	0-0	0.0%	
11	Maddie Cox	G	12:12	0-1	0-1	1-2	0	2	2	0	1	0	0	0	0	0	-2	0%	0-0	0.0%	3PT%	0-0	0.0%	
20	Katie Penetusa	G	04:57	0-0	0-0	1-2	0	0	0	1	1	0	0	0	0	0	-6	0%	0-0	0.0%	3PT%	0-0	0.0%	
30	Jannah Eissa	G	03:00	0-0	0-0	0-0	0	1	1	0	0	0	0	0	0	0	-2	0%	0-0	0.0%	3PT%	0-0	0.0%	
<b>Totals</b>				32-66	10-23	19-23	5	35	40	12	21	93	19	11	9	7	27							

Technical Fouls: NONE

Dead Ball Rebounds: 4.0

# 2023-24 BOX SCORES



Official Basketball Box Score - Final  
**Notre Dame at Virginia**  
 01/18/24 John Paul Jones Arena, Charlottesville  
 Virginia vs No. 19 Notre Dame Women's Basketball

Game Time: 7:00 PM  
 Game Duration: 2:09  
 Attendance: 4,102

Officials: Angelica Suffren, Carla Fountain, Mark Berger

NO. Name	Min	FG			3P			FT			Rebounds		Fouls		TP	AS	TO	ST	Blocks			+/-		
		M	A	M/A	M	A	M/A	O	DR	TOT	PF	FD	BS	BA					BB	BA				
21 Macy Westfeld	F 37:59	4-11	1-4	5-6	2	7	9	4	6	14	1	3	2	2	1	17								
22 Kylee Watson	F 21:51	3-5	0-0	0-2	0	2	2	4	1	6	2	0	0	1	0	18								
3 Hannah Hidalgo	G 27:23	6-14	2-4	11-4	0	5	5	4	13	23	9	4	3	1	2	7								
11 Sonia Citron	G 37:33	4-14	2-6	12-12	1	3	4	0	11	28	9	4	3	1	2	7								
13 Anna DeWolfe	G 26:01	2-7	0-2	2-4	0	0	0	3	2	6	1	1	0	0	1	2								
15 Natalija Marshall	07:42	1-1	0-0	1-2	1	0	1	3	1	3	0	2	0	0	0	7								
14 KK Bransford	27:17	2-4	0-0	2-4	1	2	3	1	2	6	0	1	2	1	1	1								
10 Becky Obinma	04:05	0-0	0-0	0-0	1	1	1	2	0	0	0	1	0	0	0	2								
<b>Team</b>					5	5	10				0													
<b>Totals</b>		25-56	3-14	33-44	10	25	35	21	35	86	16	15	13	5	7	10								

Technical Fouls: NONE

Shooting By Period	
1st FG%	7-17 41.2%
3PT%	1-4 25.0%
FT%	9-10 90%
2nd FG%	7-18 38.9%
3PT%	1-6 16.7%
FT%	0-0 0%
3rd FG%	7-13 53.8%
3PT%	1-3 33.3%
FT%	10-17 58.8%
4th FG%	4-8 50.0%
3PT%	0-1 0.0%
FT%	14-17 82.4%
GM FG%	25-56 44.6%
3PT%	3-14 21.4%
FT%	33-44 75.0%

Dead Ball Rebounds: 6:1

NO. Name	Min	FG			3P			FT			Rebounds		Fouls		TP	AS	TO	ST	Blocks			+/-		
		M	A	M/A	M	A	M/A	O	DR	TOT	PF	FD	BS	BA					BB	BA				
20 Camryn Taylor	F 14:27	2-7	0-2	2-2	1	2	3	5	1	6	0	2	0	1	0	-4								
34 London Clarkson	F 18:03	2-4	0-0	1-2	2	3	5	6	5	0	4	0	1	0	6									
0 Olivia McGhee	G 29:19	5-10	2-4	2-2	0	2	2	4	3	14	1	1	2	0	1	2								
21 Kymora Johnson	G 32:57	6-14	2-7	2-2	2	6	8	3	2	16	7	6	1	0	0	-13								
23 Alexia Smith	G 07:42	0-0	0-0	0-0	1	1	2	0	0	1	0	0	0	0	0	-3								
1 Paris Clark	G 27:22	6-11	2-3	2-2	0	7	7	3	16	4	3	1	1	1	-7									
33 Sam Brunelle	15:09	0-2	0-2	0-0	0	0	0	1	0	0	0	0	0	0	0	-17								
4 Jillian Brown	08:57	1-2	0-0	4-4	1	1	2	3	6	1	0	0	0	0	1	-5								
12 Edessa Noyan	12:04	1-2	0-0	0-0	0	0	0	2	2	0	0	0	0	2	1	-11								
41 Taylor Lauterbach	10:00	1-2	1-1	2-2	0	2	2	3	5	0	3	0	1	0	1	-1								
5 Yontia Vaughn	07:03	1-3	0-1	2-2	0	0	0	1	2	4	3	0	0	0	0	3								
32 Gady Pauley	06:40	0-2	0-2	0-0	0	0	0	0	0	0	0	0	0	0	0	-7								
14 Kaydan Lawson	10:18	1-3	0-1	0-0	1	2	2	2	0	1	1	1	1	1	1	7								
<b>Team</b>					4	4	8				0													
<b>Totals</b>		26-62	7-23	17-18	11	26	37	35	21	76	17	23	7	7	5	-10								

Technical Fouls: NONE

Shooting By Period	
1st FG%	5-15 33.3%
3PT%	1-7 14.3%
FT%	5-6 83.3%
2nd FG%	6-12 50.0%
3PT%	1-2 50.0%
FT%	4-4 100%
3rd FG%	4-16 25.0%
3PT%	2-7 28.6%
FT%	4-4 100%
4th FG%	11-19 57.9%
3PT%	3-7 42.9%
FT%	4-4 100%
GM FG%	26-62 41.9%
3PT%	7-23 30.4%
FT%	17-18 94.4%

Dead Ball Rebounds: 0:0

Biggest lead	UND		Points from Turnovers	UND		Period by Period Scoring					
	20 (3 <sup>rd</sup> 2:50)	3 (1 <sup>st</sup> 4:44)		26	11	1st	2nd	3rd	4th	TOT	
Best Scoring Run	9 (3 <sup>rd</sup> 7:03)	6 (4 <sup>th</sup> 4:19)	Paint	42	36	UND	24	15	25	22	86
Lead Changes	2	0	Second Chance	9	11	UND	16	17	14	29	76
Times Tied	2	0	Fast Breaks	26	12	UND	16	17	14	29	76
Time with Lead	36:16	00:47	Bench	9	35	UND	16	17	14	29	76

Technical Fouls: NONE



Official Basketball Box Score - Final  
**Virginia at Florida State**  
 01/21/24 Donald L Tucker Center, Tallahassee  
 2023-24 FSU Women's Basketball

Game Time: 2:00 PM  
 Game Duration: 1:55  
 Attendance: 2,081

Officials: Ed Sidasky, Timothy Bryant, Kysste Apehian

NO. Name	Min	FG			3P			FT			Rebounds		Fouls		TP	AS	TO	ST	Blocks			+/-	
		M	A	M/A	M	A	M/A	O	DR	TOT	PF	FD	BS	BA					BB	BA			
20 Camryn Taylor	F 16:29	5-10	1-1	0-0	3	7	10	5	0	11	0	1	0	1	0	4							
34 London Clarkson	F 28:11	4-9	0-0	2-5	3	3	6	4	4	10	3	2	2	1	1	17							
0 Olivia McGhee	G 24:26	5-10	2-5	0-0	2	2	2	1	12	1	1	0	0	0	7								
1 Paris Clark	G 15:00	2-5	0-1	1-2	2	2	4	2	1	6	3	6	0	0	0	-4							
21 Kymora Johnson	G 35:50	14-20	3-7	4-5	2	5	7	1	7	35	6	4	1	0	0	2							
12 Edessa Noyan	25:05	2-0	0-0	4-4	0	4	4	5	3	8	0	1	1	1	0	1							
23 Alexia Smith	15:02	0-3	0-0	0-0	4	4	0	0	0	0	1	2	0	1	0	4							
4 Jillian Brown	20:38	4-6	2-2	0-0	2	4	6	3	0	10	2	0	1	0	9								
41 Taylor Lauterbach	04:38	0-0	0-0	0-0	1	1	0	0	0	0	0	0	0	0	0	-7							
33 Sam Brunelle	03:57	0-1	0-0	0-0	0	1	1	0	0	0	0	0	0	0	0	-4							
14 Kaydan Lawson	07:44	0-1	0-1	0-0	0	1	1	0	0	0	0	0	0	1	0	-9							
<b>Team</b>					0	2	2				0												
<b>Totals</b>		36-67	8-17	11-16	12	36	48	24	16	91	14	19	3	6	1	4							

Technical Fouls: NONE

Shooting By Period	
1st FG%	10-19 52.6%
3PT%	3-4 75.0%
FT%	4-5 80%
2nd FG%	6-13 46.2%
3PT%	0-4 0.0%
FT%	0-0 0%
3rd FG%	10-19 52.6%
3PT%	4-5 80.0%
FT%	2-3 66.7%
4th FG%	10-16 62.5%
3PT%	1-4 25.0%
FT%	5-8 62.5%
GM FG%	36-67 53.7%
3PT%	8-17 47.1%
FT%	11-16 68.8%

Dead Ball Rebounds: 2:0

NO. Name	Min	FG			3P			FT			Rebounds		Fouls		TP	AS	TO	ST	Blocks			+/-	
		M	A	M/A	M	A	M/A	O	DR	TOT	PF	FD	BS	BA					BB	BA			
21 Makayla Timpson	F 27:43	8-16	0-0	5-9	4	3	7	3	6	21	0	0	0	1	3	-3							
00 Ta'Niya Latson	G 31:49	8-15	1-5	5-5	0	3	3	1	5	22	6	2	0	0	0	4							
1 Brianna Turnage	G 23:47	1-4	1-3	1-2	1	5	6	1	2	4	3	1	0	0	0	-4							
3 O'Mariah Gordon	G 31:12	5-11	1-5	6-7	1	2	3	3	3	17	1	1	2	0	0	-9							
4 Sara Bejedi	G 36:13	3-11	2-5	2-2	0	1	1	5	5	10	0	0	0	0	2	-3							
13 Carla Viegas	08:07	0-5	0-5	0-0	0	0	0	1	0	0	1	0	0	1	1	-5							
24 Amaya Bonner	13:27	0-4	0-1	1-2	1	2	3	0	1	1	1	0	0	0	0	2							
2 Alexia Tucker	15:25	3-7	0-2	2-2	0	0	0	2	8	1	0	1	0	0	0	-1							
22 Sakya White	10:52	2-3	0-0	0-0	2	3	5																

# 2023-24 BOX SCORES



Official Basketball Box Score - Final  
Virginia at Virginia Tech  
02/01/24 Cassell Coliseum, Blacksburg, Va.  
2023-24 Women's Basketball

Game Time: 6:00 PM  
Game Duration: 1:43  
Attendance: 8,395

Officials: Denise Brooks, Meadow Overstreet, Tara Coxe

Virginia - 83		Record: 10-11 (2-8)										Shooting By Period														
NO.	Name	Min	FG	3P	FT	Rebounds	Fouls	TP	AS	TO	ST	Blocks	BS	BA	+/	1st	2nd	3rd	4th	GM	FT%	3PT%	FT%			
			M-A	M-A	M-A	OR	DR	TO	PF	FD						FG%	FG%	FG%	FG%	FG%	FG%	3PT%	3PT%	3PT%		
33	Sam Brunelle	F	20:57	0-5	0-5	0-0	0	4	4	0	0	0	0	0	0	1	0	0	0	0	0	0	0	0	-16	
34	Londan Clarkson	F	20:01	1-2	0-0	1-2	0	1	1	3	1	3	0	0	1	0	0	0	0	0	0	0	0	0	-4	
0	Olivia McGhee	G	05:22	0-3	0-1	0-0	0	0	0	0	0	0	0	0	0	0	0	0	0	0	0	0	0	0	-6	
1	Paris Clark	G	28:10	6-13	1-3	2-2	0	8	8	2	6	18	0	1	1	0	2	-11							-11	
21	Kymora Johnson	G	35:43	7-20	4-7	4-4	1	2	3	2	3	22	3	0	0	0	0	4	-15							-15
12	Edessa Noyan	G	29:25	3-5	0-0	3-3	2	1	3	2	3	9	0	0	1	0	0	0	-7							-7
4	Jillian Brown	G	28:15	3-7	0-0	0-0	4	4	4	1	0	6	1	2	2	0	0	0	1							1
23	Alexia Smith	G	22:30	1-1	0-0	2-4	1	1	2	0	2	2	0	0	1	0	0	0	-8							-8
41	Taylor Lauterbach	G	02:49	0-0	0-0	0-0	0	0	0	0	0	0	0	0	0	0	0	0	3							3
14	Kaydan Lawson	G	06:48	1-1	1-1	0-0	0	0	1	2	0	0	0	0	0	1	0	0	-2							-2
<b>Team</b>							4	1	5	0	0	0	0	0	1											
<b>Totals</b>			21:57	6-17	15-21	8	23	31	12	15	63	6	9	4	1	7	-13									

Technical Fouls: NONE

Dead Ball Rebounds: 4, 1

Virginia Tech - 76		Record: 17-4 (8-2)										Shooting By Period														
NO.	Name	Min	FG	3P	FT	Rebounds	Fouls	TP	AS	TO	ST	Blocks	BS	BA	+/	1st	2nd	3rd	4th	GM	FT%	3PT%	FT%			
			M-A	M-A	M-A	OR	DR	TO	PF	FD						FG%	FG%	FG%	FG%	FG%	FG%	3PT%	3PT%	3PT%		
20	Olivia Summil	F	32:19	0-2	0-0	0-0	1	6	7	3	0	0	3	0	0	2	0	0	0	-11						
33	Elizabeth Kitley	C	40:00	15-25	0-0	3-4	6	12	18	1	5	33	0	3	0	3	0	0	13							
5	Georgia Amoreo	G	40:00	8-19	2-9	2-2	1	1	2	1	2	20	14	2	1	0	1	0	13							
11	Mallida Ekh	G	35:56	5-12	3-10	0-0	1	1	2	2	1	13	1	0	2	1	0	17								
22	Cayla King	G	27:25	1-7	1-6	2-2	3	2	5	4	2	5	0	1	0	0	0	16								
1	Carleigh Wenzel	G	09:24	0-2	0-1	0-0	0	2	3	3	0	0	1	0	0	0	0	-5								
13	Clara Strack	G	05:15	0-0	0-0	0-0	2	1	3	0	0	0	0	0	0	0	0	0	0							0
10	Cansy Baker	G	09:31	2-5	1-4	0-0	1	2	3	1	1	5	1	0	0	0	0	0	0							0
<b>Team</b>							2	2	4	0	0	0	0	0	0											
<b>Totals</b>			31:72	7-30	7-8	17	30	47	15	12	76	20	6	3	7	1	13									

Technical Fouls: NONE

Dead Ball Rebounds: 1, 0

Biggest lead		Cavs		Hokies		Points from Turnovers		Cavs/Hokies		Period by Period Scoring			
		1st	2nd	3rd	4th	TOT	1st	2nd	3rd	4th	TOT	Cavs	Hokies
Biggest lead	2 (1 <sup>st</sup> 8:54)	19	4 <sup>th</sup> 9:13				24	8				18	23
Best Scoring Run	5 (1 <sup>st</sup> 2:07)	8 (3 <sup>rd</sup> 8:25)					6	28				21	17
Lead Changes	1						10	19				18	13
Times Tied	1						2	4				25	17
Time with Lead	00:20	38:01					20	5				21	13



Official Basketball Box Score - Final  
Clemson at Virginia  
02/04/24 John Paul Jones Arena, Charleston  
Virginia vs Clemson Women's Basketball

Game Time: 4:00 PM  
Game Duration: 1:57  
Attendance: 4,899

Officials: Bruce Morris, Ryan Durham, Alexis Perez

Clemson - 75		Record: 11-12 (4-7)										Shooting By Period													
NO.	Name	Min	FG	3P	FT	Rebounds	Fouls	TP	AS	TO	ST	Blocks	BS	BA	+/	1st	2nd	3rd	4th	GM	FT%	3PT%	FT%		
			M-A	M-A	M-A	OR	DR	TO	PF	FD						FG%	FG%	FG%	FG%	FG%	FG%	3PT%	3PT%	3PT%	
3	MaKayla Elmore	F	30:17	2-4	0-0	0-0	2	4	6	3	2	4	1	2	2	2	0	7							
5	Amani Robinson	F	37:51	7-13	1-3	4-4	4	4	8	2	3	19	2	5	0	0	3	4							
0	Maizenczy Kramer	G	21:21	4-8	3-6	0-0	2	0	0	2	2	3	1	0	1	0	0	18							
1	Daysiahante Harris	G	34:29	6-13	0-3	11-16	3	5	8	2	15	29	9	4	2	1	0	7							
22	Ruby Whitehorn	G	33:10	4-10	0-1	1-2	3	6	9	3	2	9	2	2	2	0	0	-3							
21	Ero Inyang	G	10:18	0-0	0-0	0-0	0	1	1	2	0	0	0	0	0	0	0	0	-7						
30	Madi Ott	G	14:18	1-3	1-2	0-0	1	1	0	0	0	3	0	0	0	0	0	-2							
34	Amani Freeman	G	02:39	0-1	0-0	1-2	0	0	0	1	1	1	0	0	0	0	0	-3							
2	Nya Valentine	G	05:37	1-1	1-1	0-0	0	1	1	0	0	3	0	0	0	0	0	-5							
<b>Team</b>							3	4	7	0	0	0	0	0	0										
<b>Totals</b>			25:53	6-16	19-28	15	26	41	13	25	75	15	14	7	4	6	6								

Technical Fouls: NONE

Dead Ball Rebounds: 4, 0

Virginia - 69		Record: 10-12 (2-9)										Shooting By Period													
NO.	Name	Min	FG	3P	FT	Rebounds	Fouls	TP	AS	TO	ST	Blocks	BS	BA	+/	1st	2nd	3rd	4th	GM	FT%	3PT%	FT%		
			M-A	M-A	M-A	OR	DR	TO	PF	FD						FG%	FG%	FG%	FG%	FG%	FG%	3PT%	3PT%	3PT%	
33	Sam Brunelle	F	37:24	9-15	6-11	0-0	1	2	3	1	1	24	4	1	1	4	0	0	-6						
34	Londan Clarkson	F	14:30	1-4	0-0	0-0	0	2	2	3	1	2	0	0	0	0	0	0	-18						
1	Paris Clark	G	29:55	2-8	0-1	0-4	3	4	7	3	3	4	0	0	1	2	2	0	-6						
4	Jillian Brown	G	12:34	0-1	0-1	0-0	0	1	1	3	0	0	1	1	0	0	0	-12							
21	Kymora Johnson	G	37:22	10-20	1-5	3-3	2	3	5	3	4	24	6	4	1	0	0	6							
12	Edessa Noyan	G	28:05	2-3	0-0	2-2	2	2	4	5	2	6	1	0	0	0	0	12							
23	Alexia Smith	G	08:32	0-2	0-1	0-0	0	2	2	3	0	0	2	1	0	0	0	-9							
32	Cady Pauley	G	12:39	2-6	2-5	0-0	1	0	1	1	1	6	0	0	0	0	0	-1							
0	Olivia McGhee	G	09:23	0-1	0-1	0-0	0	1	0	1	1	0	1	0	0	0	0	3							
14	Kaydan Lawson	G	09:36	1-2	1-1	0-0	0	1	1	2	0	3	0	0	0	0	0	0	0						
<b>Team</b>							2	1	3	0	0	0	0	0	0										
<b>Totals</b>			27:62	10-26	5-9	12	18	30	25	13	69	22	12	4	6	4	-6								

Technical Fouls: NONE

Dead Ball Rebounds: 1, 0

Biggest lead		CLM		UVA		Points from Turnovers		CLM/UVA		Period by Period Scoring			
		1st	2nd	3rd	4th	TOT	1st	2nd	3rd	4th	TOT	CLM	UVA
Biggest lead	10 (3 <sup>rd</sup> 7:16)	3 (1 <sup>st</sup> 8:58)					13	17				15	18
Best Scoring Run	7 (2 <sup>nd</sup> 7:33)	11 (4											



# 2023-24 BOX SCORES

Official Basketball Box Score - Final  
**Syracuse at Virginia**  
 2023-24 WWC Team Center, Charlottesville  
 Virginia vs #19 Syracuse Women's Basketball NWSB Day

Game Time: 2:00 PM  
 Game Duration: 1:58  
 Attendance: 6,619



Official Basketball Box Score - Final  
**Miami (FL) at Virginia**  
 2023-24 John Paul Jones Arena, Charlottesville  
 Virginia vs Miami (FL) Women's Basketball

Game Time: 7:00 PM  
 Game Duration: 1:50  
 Attendance: 3,968

Officials: Maj Forsberg, Jeffrey Smith, Ashley Goodie

Syracuse - 85

NO.	Name	Min	FG			3P			FT			Rebounds		Fouls		TP	AS	TO	ST	Blocks		+/-	
			M/A	M/A	M/A	M/A	M/A	M/A	OR	DR	OR	DR	PF	FD	BS					BA			
21	Santana Wilson	F 10:47	0-1	0-0	0-0	0	2	2	2	1	0	1	1	0	0	0	0	0	0	0	0	0	-4
22	Kyra Wood	F 24:28	4-7	0-0	1-2	5	1	6	1	1	9	2	2	0	1	1	3	0	0	0	0	0	-3
2	Dyaisha Fair	G 40:00	13-23	5-10	2-3	0	4	4	0	7	33	5	3	3	0	2	6	0	0	0	0	0	6
5	Georgia Woolley	G 37:25	7-13	4-6	8-8	0	3	3	1	5	26	5	3	0	0	1	9	0	0	0	0	0	9
25	Aaina Rice	G 36:00	3-7	2-3	2-4	2	7	9	1	3	10	2	2	2	0	0	8	0	0	0	0	0	8
23	Ayessa Latham	G 22:39	0-2	0-0	2-2	2	3	5	4	2	2	1	0	1	1	1	4	0	0	0	0	0	1
34	Izabel Varejko	G 16:35	2-2	1-1	0-0	0	3	2	1	5	1	2	0	0	0	0	1	2	0	0	0	0	11
4	Sophie Burrows	G 10:00	0-1	0-0	0-0	0	2	2	2	0	0	1	1	1	0	0	0	0	0	0	0	0	-1
Team						0	1	1	0	0	1	0	1	0	0	0	0	0	0	0	0	0	0
Totals			29-56	12-20	15-19	9	26	35	13	22	85	19	16	6	2	5	6						

Technical Fouls: NONE

Shooting By Period	
1st FG%	9-15 60.0%
3PT%	4-7 57.1%
FT%	2-2 100%
2nd FG%	6-15 40.0%
3PT%	3-6 50.0%
FT%	2-2 100%
3rd FG%	6-13 46.2%
3PT%	4-6 66.7%
FT%	5-9 55.6%
4th FG%	6-13 46.2%
3PT%	1-3 33.3%
FT%	6-6 100%
GM FG%	29-56 51.8%
3PT%	12-20 60.0%
FT%	16-10 78.0%

Dead Ball Rebounds: 3-0

Virginia - 79

NO.	Name	Min	FG			3P			FT			Rebounds		Fouls		TP	AS	TO	ST	Blocks		+/-	
			M/A	M/A	M/A	M/A	M/A	OR	DR	OR	DR	PF	FD	BS	BA								
20	Camryn Taylor	F 30:22	9-15	0-0	2-2	6	2	8	3	4	20	2	0	1	0	1	0	0	0	0	0	0	-5
33	Sam Brunelle	F 28:04	3-9	2-7	2-2	0	3	3	1	10	5	0	0	2	0	4	0	0	0	0	0	0	4
0	Olivia McGhee	G 24:05	1-6	0-3	0-0	1	2	1	0	2	2	1	0	1	0	0	0	0	0	0	0	0	4
1	Paris Clark	G 27:16	7-11	0-1	2-2	3	4	7	5	3	16	4	1	1	2	0	0	0	0	0	0	0	0
21	Kymora Johnson	G 36:32	5-18	3-9	2-2	0	4	4	3	1	15	10	6	5	0	0	0	0	0	0	0	0	0
12	Edessa Noyan	09:01	2-3	0-0	0-0	0	2	2	3	1	4	1	0	1	0	1	0	0	0	0	0	0	-2
23	Alexia Smith	14:00	0-0	0-0	1-2	2	3	1	1	1	1	0	2	0	0	0	0	0	0	0	0	0	-20
4	Jillian Brown	10:51	1-2	1-1	0-0	0	0	0	0	3	0	1	0	0	0	0	0	0	0	0	0	0	0
34	London Clarkson	12:33	0-3	0-0	2-2	1	0	1	2	2	2	2	1	2	0	0	0	0	0	0	0	0	-4
32	Cady Peasley	07:16	2-3	2-3	0-0	0	0	0	0	1	0	6	1	0	0	0	0	0	0	0	0	0	-9
Team						2	2	4	0	0	0	0	0	0	0	0	0	0	0	0	0	0	0
Totals			30-70	8-24	11-12	15	19	34	22	13	79	27	12	10	5	2	-6						

Technical Fouls: NONE

Shooting By Period	
1st FG%	5-15 33.3%
3PT%	1-3 33.3%
FT%	3-4 75%
2nd FG%	6-15 40.0%
3PT%	2-7 28.6%
FT%	4-4 100%
3rd FG%	9-19 47.4%
3PT%	1-4 25.0%
FT%	4-4 100%
4th FG%	12-21 57.1%
3PT%	4-10 40.0%
FT%	0-0 0%
GM FG%	30-70 42.9%
3PT%	9-24 33.3%
FT%	11-12 91.7%

Dead Ball Rebounds: 0-0

SYR		UVA	
Biggest lead	18 (2 <sup>nd</sup> 3:14)	0	(1 <sup>st</sup> 10:00)
Best Scoring Run	8 (1 <sup>st</sup> 8:07)	9	(3 <sup>rd</sup> 6:17)
Lead Changes	0	2	12
Times Tied	0	16	10
Time with Lead	39:09	00:00	

Points from		MIA		UVA	
Turnovers	13	17			
Paint	22	34			
Second Chance	12	12			
Fast Breaks	16	10			
Bench	7	16			

Period by Period Scoring				
1st	21	21	19	85
2nd	21	21	19	85
3rd	21	21	19	85
4th	21	21	19	85
TOT	84	84	79	

Miami (FL) - 60

NO.	Name	Min	FG			3P			FT			Rebounds		Fouls		TP	AS	TO	ST	Blocks		+/-	
			M/A	M/A	M/A	M/A	M/A	OR	DR	OR	DR	PF	FD	BS	BA								
32	Lazaria Spearman	F 24:25	2-6	0-0	0-0	0	2	3	5	2	2	4	2	3	0	0	1	0	0	0	0	0	-6
35	Latachia Lathmore	G 38:29	5-13	0-0	0-0	5	1	8	3	0	10	2	2	0	1	3	0	0	0	0	0	0	-19
5	Jaida Patrick	G 38:29	3-10	0-3	2-2	2	3	5	0	1	8	1	2	0	0	0	0	0	0	0	0	0	-14
21	Alyd Stedman	G 10:00	0-0	0-0	0-0	0	1	1	2	1	0	2	0	0	0	0	0	0	0	0	0	0	-7
30	Shayean Day-Wilson	G 40:00	4-14	1-6	2-2	0	3	3	3	2	11	4	3	1	0	1	0	1	0	0	0	0	-17
44	Kyla Oldacre	23:05	7-9	0-0	0-0	3	3	6	4	2	14	0	1	1	1	2	0	0	0	0	0	0	-6
4	Jasmyne Roberts	30:00	4-12	1-6	4-6	1	2	2	4	13	3	0	0	1	0	2	0	0	0	0	0	0	-10
12	Ja'Leah Williams	07:48	0-1	0-0	0-0	0	0	0	0	0	0	0	0	0	0	0	0	0	0	0	0	0	-3
13	Lashae Dwyer	00:56	0-1	0-0	0-0	0	0	0	0	0	0	0	0	0	0	0	0	0	0	0	0	0	-3
Team						4	2	6	0	0	0	0	0	0	0	0	0	0	0	0	0	0	0
Totals			25-66	2-16	8-10	17	20	37	16	12	60	12	13	3	2	10	-17						

Technical Fouls: NONE

Shooting By Period	
1st FG%	7-16 43.8%
3PT%	1-4 25.0%
FT%	0-0 0%
2nd FG%	8-20 40.0%
3PT%	1-5 20.0%
FT%	0-0 0%
3rd FG%	4-14 28.6%
3PT%	0-4 0%
FT%	7-8 87.5%
4th FG%	6-16 37.5%
3PT%	0-3 0%
FT%	1-2 50%
GM FG%	25-66 37.9%
3PT%	2-16 12.5%
FT%	8-10 80.0%

Dead Ball Rebounds: 1-0

Virginia - 77

NO.	Name	Min	FG			3P			FT			Rebounds		Fouls		TP	AS	TO	ST	Blocks		+/-	
			M/A	M/A	M/A	M/A	M/A	OR	DR	OR	DR	PF	FD	BS	BA								
20	Camryn Taylor	F 29:44	8-12	0-0	2-4	5	6	11	2	7	18	1	5	3	2	0	14	0	0	0	0	0	14
33	Sam Brunelle	F 20:49	0-4	0-3	2-2	2	4	6	0	1	2	2	1	1	3	0	0	0	0	0	0	0	15
1	Paris Clark	G 26:11	2-10	1-4	2-4	2	3	5	1	2	7	3	2	0	1	1	18	0	0	0	0	0	18
21	Kymora Johnson	G 35:58	8-17	5-9	0-0	1	3	4	1	1	21	4	4	3	0	1	16	0	0	0	0	0	16
23	Alexia Smith	G 35:00	4-6	2-3	2-2	2	2	3	2	2	12	8	0	1	0	0	20	0	0	0	0	0	20
4	Jillian Brown	15:37	4-7	2-3	0-0	0	0	0	0	2	0	2	1	0	1	0	0	0	0	0	0	0	-6
12	Edessa Noyan	07:51	1-1	1-1	0-0	2	2	2	0	2	0	3	1	1	0	0	0	0	0	0	0	0	0
14	Kaydan Lawson	03:50	0-0	0-0	0-0	0	0	0	0	0	1	0	0	0	1	0	0	0	0	0	0	0	5
34	London Clarkson	17:40	1-3	0-0	2-2	2	2	4	2	3	4	0	1	0	1								



# NCAA STATISTICAL LEADERS

## Virginia - 2023-24 Women's Basketball Ranking Summary thru games 03/01/2024

Statistic	National Rank	Conference Rank	Value	National Leader	Value	Conference Leader	Value
Assist/Turnover Ratio (349 ranked)	70	6	1.05	Green Bay	1.72	Virginia Tech	1.39
Assists Per Game (349 ranked)	49	3	15.8	Iowa	21.6	Virginia Tech	17.0
Bench Points Per Game (349 ranked)	42	3	23.2	Murray St.	37.0	Miami (FL)	25.6
Blocks Per Game (349 ranked)	23	3	4.8	South Carolina	8.2	Duke	6.0
Field Goal Percentage (349 ranked)	204	13	39.9	Indiana	51.8	Virginia Tech	46.0
Field Goal Percentage Defense (349 ranked)	153	8	39.8	South Carolina	31.2	Duke	35.9
Fouls Per Game (349 ranked)	308	15	19.3	Dartmouth	10.7	NC State	12.8
Free Throw Attempts Per Game (348 ranked)	117	7	17.71	LSU	27.34	Louisville	20.20
Free Throw Percentage (349 ranked)	21	2	77.4	Creighton	81.8	Virginia Tech	77.9
Free Throws Made Per Game (349 ranked)	60	5	13.71	LSU	20.24	Louisville	15.20
Rebound Margin (349 ranked)	82	7	4.0	Stanford	14.4	Virginia Tech	8.4
Rebounds (Defensive) Per Game (349 ranked)	47	5	27.8	South Carolina	32.8	NC State	31.4
Rebounds (Offensive) Per Game (349 ranked)	29	2	14.2	Ga. Southern	17.7	Syracuse	16.4
Rebounds Per Game (349 ranked)	16	2	42.04	Troy	47.76	NC State	43.31
Scoring Defense (349 ranked)	279	13	69.5	UAlbany	50.8	Duke	57.7
Scoring Margin (349 ranked)	139	10	3.6	South Carolina	33.0	Notre Dame	19.0
Scoring Offense (349 ranked)	60	7	73.1	Iowa	92.7	Notre Dame	80.2
Steals Per Game (349 ranked)	131	8	8.1	Niagara	14.9	Boston College	11.6
Three Point Attempts Per Game (349 ranked)	74	3	22.2	Marshall	31.6	Virginia Tech	25.6
Three Point Percentage (349 ranked)	157	10	31.2	Indiana	40.8	Virginia Tech	35.8
Three Point Percentage Defense (349 ranked)	145	6	30.2	VCU	23.1	Notre Dame	27.7
Three Pointers Per Game (349 ranked)	93	5	6.9	Iowa	11.1	Virginia Tech	9.1
Turnover Margin (349 ranked)	184	12	0.11	West Virginia	8.75	Notre Dame	4.71
Turnovers Forced Per Game (349 ranked)	212	10	15.18	Niagara	27.18	Boston College	20.50
Turnovers Per Game (349 ranked)	127	9	15.1	Colorado St.	9.0	Florida St.	11.8
Winning Percentage (349 ranked)	184	11	50.0	South Carolina	100.0	NC State	82.8

Statistic	Player	National Rank	Conference Rank	Value	National Leader	Value	Conference Leader	Value
Assist/Turnover Ratio (250 ranked)	Kymora Johnson	93	4	1.77	Kiara Jackson, UNLV	3.10	Kaylah Ivey, Boston College	2.89
Assists (150 ranked)	Kymora Johnson	29	4	149	Caitlin Clark, Iowa	251	Georgia Amooore, Virginia Tech	200
Assists Per Game (250 ranked)	Kymora Johnson	30	4	5.3	Caitlin Clark, Iowa	8.7	Georgia Amooore, Virginia Tech	7.4
Blocks (141 ranked)					Cameron Brink, Stanford	97	Makayla Timpson, Florida St.	78
Blocks Per Game (248 ranked)	Camryn Taylor	229	17	0.96	Cameron Brink, Stanford	3.59	Makayla Timpson, Florida St.	2.69
Double Doubles (50 ranked)					Lauren Gustin, BYU	28	Elizabeth Kitley, Virginia Tech	19
Field Goal Attempts (146 ranked)	Kymora Johnson	77	9	387	Caitlin Clark, Iowa	655	Dyaisha Fair, Syracuse	543
Field Goal Percentage (250 ranked)	Camryn Taylor	93	6	48.3	Mackenzie Holmes, Indiana	66.6	Makayla Timpson, Florida St.	57.7
	Kymora Johnson	213	14	41.6				
Field Goals (150 ranked)	Kymora Johnson	119	11	161	Caitlin Clark, Iowa	307	Elizabeth Kitley, Virginia Tech	269
Free Throw Attempts (147 ranked)					Angel Reese, LSU	212	Deja Kelly, North Carolina	211
Free Throw Percentage (250 ranked)	Camryn Taylor	72	4	83.7	Maya McDermott, UNI	95.6	Kiki Jefferson, Louisville	89.4
Free Throws (150 ranked)					JuJu Watkins, Southern California	177	Deja Kelly, North Carolina	152
Minutes Per Game (150 ranked)					Benthe Versteeg, Sacramento St.	38.39	Dyaisha Fair, Syracuse	37.24
Points (199 ranked)	Kymora Johnson	126	11	431	Caitlin Clark, Iowa	933	Hannah Hidalgo, Notre Dame	663
Points Per Game (246 ranked)	Kymora Johnson	139	11	15.4	Caitlin Clark, Iowa	32.2	Hannah Hidalgo, Notre Dame	23.7
	Camryn Taylor	183	13	14.7				
Rebounds (149 ranked)					Lauren Gustin, BYU	461	Elizabeth Kitley, Virginia Tech	321
Rebounds (Defensive) Per Game (30 ranked)					Lauren Gustin, BYU	10.3	Elizabeth Kitley, Virginia Tech	8.0
Rebounds (Offensive) Per Game (30 ranked)					Angel Reese, LSU	5.6		
Rebounds Per Game (250 ranked)					Lauren Gustin, BYU	15.4	Elizabeth Kitley, Virginia Tech	11.5
Steals (149 ranked)	Kymora Johnson	140	8	52	Hannah Hidalgo, Notre Dame	135	Hannah Hidalgo, Notre Dame	135
Steals Per Game (248 ranked)	Kymora Johnson	157	8	1.86	Hannah Hidalgo, Notre Dame	4.82	Hannah Hidalgo, Notre Dame	4.82
Three Point Attempts (142 ranked)	Kymora Johnson	98	7	168	Caitlin Clark, Iowa	395	Dyaisha Fair, Syracuse	277
Three Point Percentage (156 ranked)					Te-Hina Paopao, South Carolina	48.9	Matilda Ekh, Virginia Tech	40.6
Three Pointers (144 ranked)					Caitlin Clark, Iowa	156	Dyaisha Fair, Syracuse	105
Three Pointers Per Game (248 ranked)	Kymora Johnson	192	8	1.89	Caitlin Clark, Iowa	5.38	Dyaisha Fair, Syracuse	3.62
Triple Doubles (6 ranked)					Caitlin Clark, Iowa	6	Zoe Brooks, NC State	1
							Alyssa Ustby, North Carolina	1
							Hannah Hidalgo, Notre Dame	1



# 0 OLIVIA MCGHEE

Freshman • Guard • 6-2  
 Louisa, Va. • IMG Academy

## 2023-24

- Scored a season-high 22 points on 9-of-15 shooting in 87-79 win at Wake Forest (2/11)
- Tied her then-season high of 14 points against Wofford (12/16) and No. 19 Notre Dame (1/18)
- Recorded three straight double-digit scoring games against No. 20 North Carolina (1/14), No. 19 Notre Dame (1/18) and No. 15 Florida State (1/21)
- Scored 14 points and tallied five rebounds against No. 25 Oklahoma (11/19)

## HIGH SCHOOL

- Ranked No. 45 in the 2023 espnW HoopGurlz recruit rankings
- Four-star recruit
- McDonald's All-America nominee
- Played three years at Louisa County High before transferring to IMG Academy in Florida for her senior season
- Led Louisa County to the program's first Class 4 State Championship her sophomore season, averaging 22.8 points and 11.5 rebounds per game

## CAREER STATISTICS

### MCGHEE, Olivia

SEASON	TEAM	GP-GS	MIN	Field Goals			3-Point		F-Throws		Rebounds				Scoring					
				FG-FGA	FG%	3FG-3FGA	3FG%	FT-FTA	FT%	OFF	DEF	TOT	AVG	PF-FO	A	TO	BLK	STL	PTS	AVG
2023-24	UVa	28-8	427/15.2	63-163	.387	23-79	.291	20-23	.870	19	39	58	2.1	25-0	11	27	7	17	169	6.0
<b>TOTAL</b>		<b>28-8</b>	<b>427/15.2</b>	<b>63-163</b>	<b>.387</b>	<b>23-79</b>	<b>.291</b>	<b>20-23</b>	<b>.870</b>	<b>19</b>	<b>39</b>	<b>58</b>	<b>2.1</b>	<b>25-0</b>	<b>11</b>	<b>27</b>	<b>7</b>	<b>17</b>	<b>169</b>	<b>6.0</b>

### Single Game Highs

Statistic	Value
Points	22 at Wake Forest 02/11/24
Rebounds	7 vs UMES 11/08/23
Assists	2 vs Tulane 11/24/23, vs Syracuse 02/18/24
Steals	2 6 times
Blocks	2 vs UMES 11/08/23
FG Made	9 at Wake Forest 02/11/24
FG Attempts	15 vs Oklahoma 11/19/23, vs Wofford 12/16/23, at Wake Forest 02/11/24
3FG Made	3 at Wake Forest 02/11/24
3FG Attempts	8 at Wake Forest 02/11/24
FT Made	3 vs NC State 12/31/23
FT Attempts	4 vs NC State 12/31/23

## 2023-24 GAME-BY-GAME STATISTICS

### #0 MCGHEE, Olivia

Opponent	Date	GS	MIN	Total		3-Pointers		Free throws		Rebounds				PF	A	TO	BLK	STL	PTS	AVG
				FG-FGA	PCT	3FG-3FGA	PCT	FT-FTA	PCT	OFF	DEF	TOT	AVG							
UMES	11/08/2023		24:19	4-8	.500	2-4	.500	2-3	.667	1	6	7	7.0	1	0	2	2	0	12	12.0
Campbell	11/12/2023		20:23	1-3	.333	1-2	.500	2-2	1.000	1	1	2	4.5	1	0	2	0	2	5	8.5
William & Mary	11/15/2023		13:26	3-6	.500	2-3	.667	2-2	1.000	1	0	1	3.3	0	0	1	0	2	10	9.0
Oklahoma	11/19/2023		26:32	6-15	.400	0-5	.000	2-2	1.000	1	4	5	3.8	3	0	1	1	1	14	10.3
vs Tulane	11/24/2023	*	15:07	3-10	.300	1-5	.200	2-2	1.000	3	3	6	4.2	0	2	1	0	0	9	10.0
vs LSU	11/25/2023		04:40	0-2	.000	0-1	.000	0-0	.000	0	1	1	3.7	1	0	1	0	0	0	8.3
Missouri	11/30/2023		03:46	0-2	.000	0-2	.000	0-0	.000	0	0	0	3.1	1	0	1	0	0	0	7.1
at La Salle	12/03/2023		08:49	1-1	1.000	0-0	.000	0-0	.000	0	0	0	2.8	1	0	0	0	0	2	6.5
Rider	12/06/2023		07:15	2-4	.500	1-3	.333	0-0	.000	0	0	0	2.4	0	0	0	0	0	5	6.3
Wofford	12/16/2023		25:40	6-15	.400	2-6	.333	0-0	.000	1	2	3	2.5	1	0	1	0	1	14	7.1
Fordham	12/21/2023		17:15	2-8	.250	1-5	.200	0-0	.000	0	2	2	2.5	0	1	1	0	2	5	6.9
NC State	12/31/2023		18:09	3-4	.750	2-2	1.000	3-4	.750	1	0	1	2.3	2	0	1	0	2	11	7.3
at Georgia Tech	01/04/2024		04:20	0-1	.000	0-1	.000	0-0	.000	0	1	1	2.2	0	0	1	0	0	0	6.7
Duke	01/07/2024		05:12	0-3	.000	0-1	.000	0-0	.000	0	1	1	2.1	0	0	0	0	1	0	6.2
at NC State	01/11/2024		22:25	3-10	.300	1-4	.250	2-2	1.000	2	2	4	2.3	1	0	4	0	1	9	6.4
at North Carolina	01/14/2024		21:36	4-7	.571	2-4	.500	2-3	.667	1	3	4	2.4	1	1	2	0	0	12	6.8
Notre Dame	01/18/2024	*	29:19	5-10	.500	2-4	.500	2-2	1.000	0	2	2	2.4	4	1	1	0	2	14	7.2
at Florida St.	01/21/2024	*	24:26	5-10	.500	2-5	.400	0-0	.000	0	2	2	2.3	2	1	1	0	0	12	7.4
Pittsburgh	01/25/2024	*	21:59	2-9	.222	1-4	.250	0-0	.000	2	1	3	2.4	0	1	1	0	0	5	7.3
North Carolina	01/28/2024	*	11:24	0-1	.000	0-0	.000	0-0	.000	0	1	1	2.3	0	0	1	1	0	0	7.0
at Virginia Tech	02/01/2024	*	05:22	0-3	.000	0-1	.000	0-0	.000	0	0	0	2.2	0	0	0	0	0	0	6.6
Clemson	02/04/2024		09:23	0-1	.000	0-1	.000	0-0	.000	1	0	1	2.1	1	1	1	0	0	0	6.3
at Boston College	02/08/2024		12:15	3-5	.600	0-2	.000	0-0	.000	0	2	2	2.1	4	0	0	1	0	6	6.3
at Wake Forest	02/11/2024	*	33:22	9-15	.600	3-8	.375	1-1	1.000	3	2	5	2.3	0	0	2	0	1	22	7.0
Syracuse	02/18/2024	*	24:05	1-6	.167	0-3	.000	0-0	.000	1	1	2	2.2	1	2	1	1	0	2	6.8
Miami (FL)	02/22/2024		03:24	0-1	.000	0-1	.000	0-0	.000	0	1	1	2.2	0	1	0	0	0	0	6.5
at Louisville	02/25/2024		02:59	0-1	.000	0-1	.000	0-0	.000	0	0	0	2.1	0	0	0	0	0	0	6.3
at Duke	02/29/2024		09:53	0-2	.000	0-1	.000	0-0	.000	0	1	1	2.1	0	0	0	1	2	0	6.0
<b>Totals</b>		<b>8</b>	<b>426:44</b>	<b>63-163</b>	<b>.387</b>	<b>23-79</b>	<b>.291</b>	<b>20-23</b>	<b>.870</b>	<b>19</b>	<b>39</b>	<b>58</b>	<b>2.1</b>	<b>25</b>	<b>11</b>	<b>27</b>	<b>7</b>	<b>17</b>	<b>169</b>	<b>6.0</b>

## Player Averages

Games Played	Minutes/game	Points/game	FG Pct	3FG Pct	FT Pct	Rebounds/game	Assists/game	Turnovers/game	Assist/Turnover ratio	Steals/game	Blocks/game
28	15.2	6.0	38.7	29.1	87.0	2.1	0.4	1.0	0.4	0.6	0.3



# 1 Paris Clark

Sophomore • Guard • 5-8  
Bronx, N.Y. • Long Island Lutheran • Arizona

## 2023-24

- Scored 14 points and tallied five steals in win over No. 20 North Carolina
- Recorded her first career double-double with 13 points and a career-high 12 rebounds at Georgia Tech (1/4)
- Tied for a team-best 14 points against Wofford (12/16)
- Scored a career-high 19 points, including 15 in the first half, against No. 7 LSU (11/25)
- Ranked the No. 33 incoming transfer according to ESPN

## 2022-23 (at Arizona)

- Played in 24 games, including 14 conference matchups
- Averaged 3.8 points per game and totaled three double-digit scoring performances
- Nearly had a double-double at Oregon with 10 rebounds and nine points
- Made a strong career debut with 10 points, seven rebounds and six steals against NAU
- Tallied nine points and six rebounds at Cal alongside two assists and a steal

## High School

- 2022 McDonald's All-American
- 2022 Jordan Brand All-American
- 2022 SLAM All-American
- 2022 New York Gatorade Player of the Year
- Five star recruit ranked No. 21 in the espnW HoopGurtz overall recruit rankings and No. 5 at her position

## 2023-24 GAME-BY-GAME STATISTICS

### #1 CLARK, Paris

Opponent	Date	GS	MIN	Total		3-Pointers		Free throws		Rebounds				PF		A		TO		BLK		STL		PTS		AVG
				FG-FGA	PCT	3FG-3FGA	PCT	FT-FTA	PCT	OFF	DEF	TOT	AVG	PF	A	TO	BLK	STL	PTS	AVG						
Oklahoma	11/19/2023		07:26	0-2	.000	0-1	.000	0-0	.000	0	0	0	0.0	1	0	1	0	0	0	0	0	0	0.0			
vs Tulane	11/24/2023		15:02	2-4	.500	1-2	.500	0-0	.000	0	2	2	1.0	3	0	1	0	0	0	5	2	5	2.5			
vs LSU	11/25/2023	*	26:03	7-17	.412	1-5	.200	4-4	1.000	2	5	7	3.0	3	0	1	0	3	19	8	0	3	8.0			
Missouri	11/30/2023	*	29:24	6-13	.462	2-3	.667	0-0	.000	2	2	4	3.3	4	2	2	2	2	14	9	5	2	14	9.5		
at La Salle	12/03/2023	*	17:15	5-10	.500	0-3	.000	2-2	1.000	2	4	6	3.8	1	1	2	0	0	12	10	0	2	10.0			
Rider	12/06/2023	*	13:28	1-6	.167	0-2	.000	0-0	.000	3	1	4	3.8	0	0	2	1	0	2	8	7	0	2	8.7		
Wofford	12/16/2023	*	24:54	5-9	.556	1-3	.333	3-3	1.000	3	2	5	4.0	2	3	1	0	1	14	9	4	1	14	9.4		
Fordham	12/21/2023	*	21:20	6-10	.600	1-1	1.000	2-2	1.000	0	2	2	3.8	1	4	3	0	2	15	10	1	4	15	10.1		
NC State	12/31/2023	*	17:27	2-6	.333	2-2	1.000	1-2	.500	0	2	2	3.6	2	0	1	0	0	7	9	8	0	7	9.8		
at Georgia Tech	01/04/2024	*	33:59	5-14	.357	0-1	.000	3-4	.750	7	5	12	4.4	3	3	4	1	3	13	10	1	3	13	10.1		
Duke	01/07/2024	*	15:13	0-4	.000	0-0	.000	2-2	1.000	1	0	1	4.1	3	0	2	1	0	2	9	4	0	2	9.4		
at NC State	01/11/2024	*	18:54	3-11	.273	0-1	.000	0-0	.000	3	3	6	4.3	4	0	2	0	2	6	9	1	4	6	9.1		
at North Carolina	01/14/2024	*	24:47	1-8	.125	0-0	.000	2-2	1.000	1	1	2	4.1	4	1	1	0	1	4	8	7	0	1	8.7		
Notre Dame	01/18/2024		27:22	6-11	.545	2-3	.667	2-2	1.000	0	7	7	4.3	4	4	4	1	3	16	9	2	3	16	9.2		
at Florida St.	01/21/2024	*	18:00	2-5	.400	0-1	.000	1-2	.500	2	2	4	4.3	2	3	6	0	0	5	8	9	0	5	8.9		
Pittsburgh	01/25/2024	*	27:41	2-8	.250	1-3	.333	2-4	.500	1	2	3	4.2	1	2	4	1	3	7	8	8	0	3	7	8.8	
North Carolina	01/28/2024	*	31:27	4-5	.800	1-1	1.000	5-5	1.000	1	0	1	4.0	3	3	5	0	5	14	9	1	4	14	9.1		
at Virginia Tech	02/01/2024	*	28:10	6-13	.462	1-3	.333	5-8	.625	0	8	8	4.2	2	0	1	0	1	18	9	6	1	18	9.6		
Clemson	02/04/2024	*	29:55	2-8	.250	0-1	.000	0-4	.000	3	4	7	4.4	3	4	1	2	1	4	9	3	4	1	4	9.3	
at Boston College	02/08/2024	*	31:05	6-11	.545	0-1	.000	2-2	1.000	1	2	3	4.3	4	1	5	0	2	14	9	6	2	14	9.6		
at Wake Forest	02/11/2024	*	28:26	2-6	.333	1-2	.500	1-2	.500	2	3	5	4.3	3	4	3	1	2	6	9	4	1	2	6	9.4	
Syracuse	02/18/2024	*	27:15	7-11	.636	0-1	.000	2-2	1.000	3	4	7	4.5	5	4	1	2	1	16	9	7	2	1	16	9.7	
Miami (FL)	02/22/2024	*	26:11	2-10	.200	1-4	.250	2-4	.500	2	3	5	4.5	1	3	2	1	0	7	9	6	1	0	7	9.6	
at Louisville	02/25/2024	*	37:01	5-12	.417	0-1	.000	2-2	1.000	2	6	8	4.6	2	2	0	0	1	12	9	7	0	1	12	9.7	
at Duke	02/29/2024	*	31:23	4-10	.400	0-0	.000	4-6	.667	0	2	2	4.5	1	1	2	0	2	12	9	8	0	2	12	9.8	
<b>Totals</b>		<b>22</b>	<b>609:09</b>	<b>91-224</b>	<b>.406</b>	<b>15-45</b>	<b>.333</b>	<b>47-64</b>	<b>.734</b>	<b>41</b>	<b>72</b>	<b>113</b>	<b>4.5</b>	<b>62</b>	<b>45</b>	<b>57</b>	<b>13</b>	<b>35</b>	<b>244</b>	<b>9.8</b>						

## Player Averages

Games Played	Minutes/game	Points/game	FG Pct	3FG Pct	FT Pct	Rebounds/game	Assists/game	Turnovers/game	Assist/Turnover ratio	Steals/game	Blocks/game
25	24.4	9.8	40.6	33.3	73.4	4.5	1.8	2.3	0.8	1.4	0.5

## CAREER STATISTICS

### CLARK, Paris

SEASON	TEAM	GP-GS	MIN/AVG	Field Goals		3-Point		F-Throws		Rebounds				Scoring						
				FG-FGA	FG%	3FG-3FGA	3FG%	FT-FTA	FT%	OFF	DEF	TOT	AVG	PF-FO	A	TO	BLK	STL	PTS	AVG
2022-23	UA	24-0	318/13.3	36-99	.364	9-26	.346	11-24	.458	28	38	66	2.8	36-0	24	14	2	15	92	3.8
2023-24	UVa	25-22	609/24.4	91-224	.406	15-45	.333	47-64	.734	41	72	113	4.5	62-1	45	57	13	35	244	9.8
<b>TOTAL FOR UVA</b>		<b>25-22</b>	<b>609/24.4</b>	<b>91-224</b>	<b>.406</b>	<b>15-45</b>	<b>.333</b>	<b>47-64</b>	<b>.734</b>	<b>41</b>	<b>72</b>	<b>113</b>	<b>4.5</b>	<b>62-1</b>	<b>45</b>	<b>57</b>	<b>13</b>	<b>35</b>	<b>244</b>	<b>9.8</b>
<b>TOTAL</b>		<b>49-22</b>	<b>928/18.9</b>	<b>127-323</b>	<b>.393</b>	<b>24-71</b>	<b>.338</b>	<b>58-88</b>	<b>.659</b>	<b>69</b>	<b>110</b>	<b>179</b>	<b>3.7</b>	<b>98-1</b>	<b>69</b>	<b>71</b>	<b>15</b>	<b>50</b>	<b>336</b>	<b>6.9</b>

## Single Game Highs

Statistic	Value
Points	19 vs LSU 11/25/23
Rebounds	12 at Georgia Tech 01/04/24
Assists	4 6 times
Steals	6 vs Northern Ariz. 11/10/22
Blocks	2 vs Missouri 11/30/23, vs Clemson 02/04/24, vs Syracuse 02/18/24
FG Made	7 vs LSU 11/25/23, vs Syracuse 02/18/24
FG Attempts	17 vs LSU 11/25/23
3FG Made	2 4 times
3FG Attempts	5 vs LSU 11/25/23
FT Made	5 vs North Carolina 01/28/24, at Virginia Tech 02/01/24
FT Attempts	8 at Oregon St. 02/25/23, at Virginia Tech 02/01/24



# 4 Jillian Brown

Junior • Guard • 5-10

Grand Rapids, Mich. • East Grand Rapids HS • Northwestern

## 2023-24

- Scored 11 points, her season high in ACC play, in UVa's win over No. 20 Louisville (2/25)
- Tied her career best of four steals along with 12 points and eight rebounds at La Salle (12/3)
- Recorded first career double-double with 14 points and a career-high 13 rebounds against Maryland Eastern Shore (11/24)

## At Northwestern (2021-23)

- Appeared in 57 games with 34 starts, including starting 25 of 27 contests her freshman season
- Averaged 8.0 points, 3.8 rebounds and 2.0 assists per game her freshman season with two 17-point games
- Averaged 6.6 points, 3.4 rebounds and 1.0 assists per game her sophomore season
- Turned in a career performance in the win over No. 4 Michigan, scoring a team-high 18 points while adding eight rebounds, three steals, two blocks and two assists (2/13/22)

## High School

- Ranked the No. 44 overall recruit in her class by Prospects Nation, No. 50 by ESPN
- 2021 Jersey Mike's Naismith National High School Girls Trophy Watch List

## CAREER STATISTICS

BROWN, Jillian

SEASON	TEAM	GP-GS	MIN/AVG	Field Goals		3-Point		F-Throws		Rebounds				PF-FO			TO			BLK		STL		PTS		AVG
				FG-FGA	FG%	3FG-3FGA	3FG%	FT-FTA	FT%	OFF	DEF	TOT	AVG	PF	FO	A	TO	BLK	STL	PTS	AVG					
2021-22	NU	27-25	799/29.6	75-225	.333	33-123	.268	32-44	.727	22	80	102	3.8	63-1	53	56	12	23	215	8.0						
2022-23	NU	30-9	642/21.4	64-221	.290	20-101	.198	50-59	.847	30	72	102	3.4	62-1	30	50	10	30	198	6.6						
2023-24	UVa	26-8	477/18.4	50-142	.352	12-42	.286	33-39	.846	36	87	123	4.7	46-0	41	37	12	15	145	5.6						
<b>TOTAL FOR UVa</b>		<b>26-8</b>	<b>477/18.4</b>	<b>50-142</b>	<b>.352</b>	<b>12-42</b>	<b>.286</b>	<b>33-39</b>	<b>.846</b>	<b>36</b>	<b>87</b>	<b>123</b>	<b>4.7</b>	<b>46-0</b>	<b>41</b>	<b>37</b>	<b>12</b>	<b>15</b>	<b>145</b>	<b>5.6</b>						
<b>TOTAL</b>		<b>83-42</b>	<b>1918/23.1</b>	<b>189-588</b>	<b>.321</b>	<b>65-266</b>	<b>.244</b>	<b>115-142</b>	<b>.810</b>	<b>88</b>	<b>239</b>	<b>327</b>	<b>3.9</b>	<b>171-2</b>	<b>124</b>	<b>143</b>	<b>34</b>	<b>68</b>	<b>558</b>	<b>6.7</b>						

## Single Game Highs

Statistic	Value	
Points	18	vs Michigan 02/13/22
Rebounds	13	vs UMES 11/08/23
Assists	7	vs South Dakota 11/25/21
Steals	4	at Michigan 12/04/22, at La Salle 12/03/23
Blocks	3	vs UMES 11/08/23
FG Made	7	vs Michigan 02/13/22, at DePaul 11/21/21, vs William & Mary 11/15/23
FG Attempts	18	at DePaul 11/21/21
3FG Made	4	vs Valparaiso 11/27/22
3FG Attempts	9	vs Valparaiso 11/27/22
FT Made	8	vs Ohio St. 12/28/22
FT Attempts	8	at Penn St. 02/06/22, vs Ohio St. 12/28/22

## 2023-24 GAME-BY-GAME STATISTICS

#4 BROWN, Jillian

Opponent	Date	GS	MIN	Total		3-Pointers		Free throws		Rebounds				PF			FO		PTS	AVG
				FG-FGA	PCT	3FG-3FGA	PCT	FT-FTA	PCT	OFF	DEF	TOT	AVG	PF	A	TO	BLK	STL		
UMES	11/08/2023	*	30:28	4-10	.400	1-5	.200	5-5	1.000	1	12	13	13.0	3	1	3	3	1	14	14.0
Campbell	11/12/2023	*	28:15	3-12	.250	0-4	.000	6-6	1.000	2	5	7	10.0	2	2	0	1	1	12	13.0
William & Mary	11/15/2023	*	26:32	7-13	.538	1-2	.500	2-2	1.000	1	6	7	9.0	2	2	1	0	1	17	14.3
Oklahoma	11/19/2023	*	18:09	0-6	.000	0-3	.000	0-0	.000	1	8	9	9.0	1	2	2	0	0	0	10.8
vs Tulane	11/24/2023	*	14:29	2-7	.286	0-1	.000	1-1	1.000	2	1	3	7.8	1	2	1	0	1	5	9.6
vs LSU	11/25/2023		18:48	2-3	.667	0-0	.000	1-2	.500	4	3	7	7.7	1	3	2	1	1	5	8.8
Missouri	11/30/2023		16:48	0-4	.000	0-2	.000	5-6	.833	0	2	2	6.9	2	3	0	1	0	5	8.3
at La Salle	12/03/2023		20:11	5-10	.500	0-3	.000	2-2	1.000	4	4	8	7.0	2	3	1	0	4	12	8.8
Rider	12/06/2023		19:22	3-9	.333	0-1	.000	2-5	.400	6	5	11	7.4	1	3	1	0	2	8	8.7
Wofford	12/16/2023		11:23	0-4	.000	0-2	.000	2-2	1.000	0	3	3	7.0	2	1	3	0	0	2	8.0
Fordham	12/21/2023		11:20	0-3	.000	0-0	.000	0-0	.000	0	3	3	6.6	0	2	2	0	0	0	7.3
NC State	12/31/2023		16:31	0-2	.000	0-0	.000	0-0	.000	4	2	6	6.6	1	0	1	1	0	0	6.7
at Georgia Tech	01/04/2024		22:50	2-7	.286	0-1	.000	1-2	.500	2	2	4	6.4	1	1	2	1	1	5	6.5
Duke	01/07/2024	*	27:56	1-6	.167	1-1	1.000	2-2	1.000	0	5	5	6.3	4	3	0	1	0	5	6.4
Notre Dame	01/18/2024		08:57	1-2	.500	0-0	.000	4-4	1.000	1	1	2	6.0	3	1	0	0	0	6	6.4
at Florida St.	01/21/2024		20:38	4-6	.667	2-2	1.000	0-0	.000	2	4	6	6.0	3	0	2	1	0	10	6.6
Pittsburgh	01/25/2024		14:21	1-2	.500	0-1	.000	0-0	.000	1	3	4	5.9	0	1	3	0	1	2	6.4
North Carolina	01/28/2024		18:09	1-4	.250	0-2	.000	0-0	.000	1	4	5	5.8	2	4	0	0	1	2	6.1
at Virginia Tech	02/01/2024		28:15	3-7	.429	0-0	.000	0-0	.000	0	4	4	5.7	1	1	2	0	0	6	6.1
Clemson	02/04/2024	*	12:34	0-1	.000	0-1	.000	0-0	.000	0	1	1	5.5	3	1	1	0	0	0	5.8
at Boston College	02/08/2024	*	17:40	0-3	.000	0-0	.000	0-0	.000	2	3	5	5.5	3	1	3	0	0	0	5.5
at Wake Forest	02/11/2024		02:27	0-1	.000	0-0	.000	0-0	.000	0	1	1	5.3	0	1	1	0	0	0	5.3
Syracuse	02/18/2024		10:51	1-2	.500	1-1	1.000	0-0	.000	0	0	0	5.0	2	0	1	0	0	3	5.2
Miami (FL)	02/22/2024		15:37	4-7	.571	2-3	.667	0-0	.000	0	0	0	4.8	2	2	1	1	0	10	5.4
at Louisville	02/25/2024		30:03	4-7	.571	3-5	.600	0-0	.000	2	4	6	4.9	3	1	2	1	1	11	5.6
at Duke	02/29/2024		14:53	2-4	.500	1-2	.500	0-0	.000	0	1	1	4.7	1	0	2	0	0	5	5.6
<b>Totals</b>		<b>8</b>	<b>477:27</b>	<b>50-142</b>	<b>.352</b>	<b>12-42</b>	<b>.286</b>	<b>33-39</b>	<b>.846</b>	<b>36</b>	<b>87</b>	<b>123</b>	<b>4.7</b>	<b>46</b>	<b>41</b>	<b>37</b>	<b>12</b>	<b>15</b>	<b>145</b>	<b>5.6</b>

## Player Averages

Games Played	Minutes/game	Points/game	FG Pct	3FG Pct	FT Pct	Rebounds/game	Assists/game	Turnovers/game	Assist/Turnover ratio	Steals/game	Blocks/game
26	18.4	5.6	35.2	28.6	84.6	4.7	1.6	1.4	1.1	0.6	0.5



# 5 Yonta Vaughn

Sophomore • Guard • 5-8  
 District Heights, Md. • Bishop McNamara HS

## 2023-24

- Scored a career-high 16 points in 73-66 road win over Boston College (2/8)
- Recorded 14 points in 81-59 win over Tulane (11/24)

## 2022-23

- All-ACC Academic Team
- Appeared in 28 games with seven starts, averaging 3.4 points and 2.3 rebounds per game
- 1.88 assist-to-turnover ratio with 79 assists to 42 turnovers
- Made her collegiate debut in the season-opener, grabbing six rebounds with four assists in 18 minutes (11/7)
- Had her first double-digit scoring game in her second outing, putting up 10 in the win against UMBC (11/10)
- Made her first collegiate start at Notre Dame, scoring five points with four assists (1/22)
- Dished eight assists at Syracuse, the most by a Cavalier in a single game this season (1/26)
- ACC Academic Honor Roll

## Background

- Four-year starting point guard for nationally-ranked Bishop McNamara High School
- No. 72 in the ESPN HoopGurlz rankings and No. 15 point guard
- McDonald's All-American nominee
- 2021-22 All-WCAC Second Team

## 2023-24 GAME-BY-GAME STATISTICS

### #5 VAUGHN, Yonta

Opponent	Date	GS	MIN	Total		3-Pointers		Free throws		Rebounds				PF	A	TO	BLK	STL	PTS	AVG
				FG-FGA	PCT	3FG-3FGA	PCT	FT-FTA	PCT	OFF	DEF	TOT	AVG							
UMES	11/08/2023		30:28	2-6	.333	1-3	.333	0-2	.000	1	3	4	4.0	0	8	1	1	2	5	5.0
Campbell	11/12/2023		18:24	1-3	.333	0-2	.000	0-0	.000	0	3	3	3.5	0	4	2	0	0	2	3.5
William & Mary	11/15/2023		21:46	2-5	.400	0-2	.000	0-0	.000	0	4	4	3.7	4	3	2	0	1	4	3.7
Oklahoma	11/19/2023		10:16	0-5	.000	0-2	.000	0-0	.000	0	0	0	2.8	0	2	0	0	0	0	2.8
vs Tulane	11/24/2023		24:36	5-11	.455	4-8	.500	0-0	.000	1	4	5	3.2	1	4	1	0	0	14	5.0
vs LSU	11/25/2023		23:41	5-8	.625	3-4	.750	0-1	.000	0	1	1	2.8	0	7	1	0	0	13	6.3
Missouri	11/30/2023		13:50	0-3	.000	0-1	.000	0-0	.000	0	0	0	2.4	0	3	0	0	1	0	5.4
at La Salle	12/03/2023		20:12	2-4	.500	0-0	.000	0-0	.000	0	5	5	2.8	1	6	4	0	0	4	5.3
Rider	12/06/2023		20:11	1-3	.333	1-3	.333	0-0	.000	0	3	3	2.8	1	3	0	0	2	3	5.0
NC State	12/31/2023		06:44	0-4	.000	0-3	.000	0-0	.000	0	1	1	2.6	0	1	1	0	0	0	4.5
at Georgia Tech	01/04/2024		16:35	1-6	.167	0-3	.000	0-0	.000	0	2	2	2.5	3	3	1	0	1	2	4.3
Duke	01/07/2024		30:22	2-8	.250	0-3	.000	1-2	.500	0	4	4	2.7	2	6	5	0	1	5	4.3
at NC State	01/11/2024		17:47	3-8	.375	1-4	.250	0-0	.000	0	2	2	2.6	1	2	0	0	2	7	4.5
at North Carolina	01/14/2024		23:35	1-6	.167	1-3	.333	0-0	.000	0	1	1	2.5	0	3	3	0	0	3	4.4
Notre Dame	01/18/2024		07:03	1-3	.333	0-1	.000	2-2	1.000	0	0	0	2.3	1	3	0	0	0	4	4.4
at Boston College	02/08/2024		29:30	6-13	.462	2-2	1.000	2-2	1.000	0	3	3	2.4	1	3	2	0	0	16	5.1
at Wake Forest	02/11/2024		08:45	1-3	.333	1-1	1.000	0-0	.000	0	2	2	2.4	1	1	2	0	0	3	5.0
<b>Totals</b>		<b>0</b>	<b>323:44</b>	<b>33-99</b>	<b>.333</b>	<b>14-45</b>	<b>.311</b>	<b>5-9</b>	<b>.556</b>	<b>2</b>	<b>38</b>	<b>40</b>	<b>2.4</b>	<b>16</b>	<b>60</b>	<b>27</b>	<b>1</b>	<b>10</b>	<b>85</b>	<b>5.0</b>

## Player Averages

Games Played	Minutes/game	Points/game	FG Pct	3FG Pct	FT Pct	Rebounds/game	Assists/game	Turnovers/game	Assist/Turnover ratio	Steals/game	Blocks/game
17	19.0	5.0	33.3	31.1	55.6	2.4	3.5	1.6	2.2	0.6	0.1

## CAREER STATISTICS

### VAUGHN, Yonta

SEASON	TEAM	GP-GS	MIN	Field Goals		3-Point		F-Throws		Rebounds				Scoring							
				FG-FGA	FG%	3FG-3FGA	3FG%	FT-FTA	FT%	OFF	DEF	TOT	AVG	PF-FO	A	TO	BLK	STL	PTS	AVG	
2022-23	UVa	28-7	521	18.6	35-132	.265	17-69	.246	8-11	.727	8	55	63	2.3	25-0	79	42	8	17	95	3.4
2023-24	UVa	17-0	324	19.0	33-99	.333	14-45	.311	5-9	.556	2	38	40	2.4	16-0	60	27	1	10	85	5.0
<b>TOTAL</b>		<b>45-7</b>	<b>844</b>	<b>18.8</b>	<b>68-231</b>	<b>.294</b>	<b>31-114</b>	<b>.272</b>	<b>13-20</b>	<b>.650</b>	<b>10</b>	<b>93</b>	<b>103</b>	<b>2.3</b>	<b>41-0</b>	<b>139</b>	<b>69</b>	<b>9</b>	<b>27</b>	<b>180</b>	<b>4.0</b>

## Single Game Highs

Statistic	Value	
Points	16	at Boston College 02/08/24
Rebounds	7	at Pittsburgh 02/05/23, vs Louisville 02/09/23
Assists	8	at Syracuse 01/26/23, vs UMES 11/08/23
Steals	2	6 times
Blocks	2	vs George Washington 11/07/22, vs Florida St. 01/19/23, at Syracuse 01/26/23
FG Made	6	at Boston College 02/08/24
FG Attempts	13	at Boston College 02/08/24
3FG Made	4	vs Tulane 11/24/23
3FG Attempts	8	vs Tulane 11/24/23
FT Made	4	vs Boston College 01/15/23
FT Attempts	4	vs Boston College 01/15/23, vs NC State 02/12/23





# 10 Mir McLean

Senior • Guard/Forward • 5-11

Baltimore, Md. • Roland Park County School • UConn

## 2022-23

- All-ACC Academic Team
- After missing the opener with an injury, made her season debut against UMBC, scoring 13 points, on 5-of-6 shooting, with eight rebounds (11/10)
- Logged her third career double-double at American with 11 points and 11 rebounds (11/20)
- Had a double-double of 11 points and a career-high 15 rebounds against Minnesota, giving her two double-doubles in three games (11/26)
- Followed the Minnesota game with her third double-double of the season with 11 points and 14 rebounds against ECU (11/27)
- Had her third-straight double-double (fourth in five games) at Penn State, scoring a career-high 24 points with 13 rebounds, while also dishing five assists (11/30)
- Had a double-double by halftime of the win at William & Mary (18 & 13), finishing the game with 22 points and a career-high 17 rebounds (12/7)
- Suffered a season-ending knee injury in the NC State game (1/8). She had grabbed 11 rebounds in the contest before leaving the game in the third quarter. She was ranked third in the ACC and 34th in the nation with 9.6 rebounds per game and led the ACC and is 22nd in the nation in offensive rebounds per game at 3.9 when her season ended. She ranked second on the team in scoring, averaging 12.2 points per game. She had a team-best five double-doubles this season

## Background

- Four-year starting point guard for nationally-ranked Bishop McNamara High School
- No. 72 in the ESPN HoopGurlz rankings and No. 15 point guard
- Ranked as the No. 49 recruit by Collegiate Girls Basketball and No. 66 by All-Star Girls Report
- McDonald's All-American nominee
- Two-time Washington Post All-Met honorable mention
- 2021-22 All-WCAC Second Team

## 2023-24 GAME-BY-GAME STATISTICS

## CAREER STATISTICS

### MCLEAN, Mir

SEASON	TEAM	GP-GS	MIN/AVG	Field Goals		3-Point		F-Throws		Rebounds				Scoring						
				FG-FGA	FG%	3FG-3FGA	3FG%	FT-FTA	FT%	OFF	DEF	TOT	AVG	PF-FO	A	TO	BLK	STL	PTS	AVG
2020-21	UConn	24-0	171/7.1	26-56	.464	1-3	.333	15-20	.750	25	26	51	2.1	25-0	11	13	6	6	68	2.8
2021-22	UConn	14-9	314/22.4	45-104	.433	1-7	.143	34-50	.680	43	50	93	6.6	42-2	7	29	13	17	125	8.9
2022-23	UVa	15-13	345/23.0	66-115	.574	2-4	.500	49-75	.653	58	86	144	9.6	43-4	23	31	9	26	183	12.2
<b>TOTAL FOR UVa</b>		<b>26-22</b>	<b>651/25.0</b>	<b>111-218</b>	<b>.509</b>	<b>3-11</b>	<b>.273</b>	<b>83-123</b>	<b>.675</b>	<b>100</b>	<b>135</b>	<b>235</b>	<b>9.0</b>	<b>85-6</b>	<b>30</b>	<b>60</b>	<b>22</b>	<b>43</b>	<b>308</b>	<b>11.8</b>
<b>TOTAL</b>		<b>53-22</b>	<b>830/15.7</b>	<b>137-275</b>	<b>.498</b>	<b>4-14</b>	<b>.286</b>	<b>98-145</b>	<b>.676</b>	<b>126</b>	<b>162</b>	<b>288</b>	<b>5.4</b>	<b>110-6</b>	<b>41</b>	<b>73</b>	<b>28</b>	<b>49</b>	<b>376</b>	<b>7.1</b>

### Single Game Highs

Statistic	Value	
Points	24	at Penn St. 11/30/22
Rebounds	17	at William & Mary 12/07/22
Assists	5	at Penn St. 11/30/22
Steals	5	vs Wake Forest 11/13/22
Blocks	3	vs Virginia Tech 01/27/22, vs Duke 02/17/22
FG Made	8	vs Syracuse 02/08/22
FG Attempts	12	vs Syracuse 02/08/22, at Wake Forest 02/13/22
3FG Made	1	4 times
3FG Attempts	2	vs Miami (FL) 02/15/22, vs Virginia Tech 01/27/22, at American 11/20/22
FT Made	9	at Penn St. 11/30/22
FT Attempts	11	at Penn St. 11/30/22, at William & Mary 12/07/22



# 12 Edessa Noyan

Freshman • Forward • 6-3  
Södertälje, Sweden • Täljegymnasiet

## 2023-24

- Scored a career-high 13 points on 6-of-8 shooting in road win over Boston College (2/8)
- Added a career-best nine rebounds in win over the Eagles
- Scored nine points at then-No. 17 Virginia Tech (2/1)
- Put up eight points in 91-87 road win over then-No. 15 Florida State (1/21)
- Pulled down eight rebounds against Campbell (11/12)

## Background

- Named to the U20 Swedish Junior National Team roster for the 2023 Nordic Championships and the U20 European Championships
- Helped the Swedish U 18 Junior National Team win the 2022 Nordic Championships, averaging 18.8 points per game while also pacing the squad in rebounding during their run
- Represented her country in Division A of the 2022 U18 European Championships
- Played on the Sodertälje Club Team, one of the best teams in Sweden's top division

## CAREER STATISTICS

### NOYAN, Edessa

SEASON TEAM	GP-GS	MIN/AVG	Field Goals		3-Point		F-Throws		Rebounds				Scoring						
			FG-FGA	FG%	3FG-3FGA	3FG%	FT-FTA	FT%	OFF	DEF	TOT	AVG	PF-FO	A	TO	BLK	STL	PTS	AVG
2023-24 UVa	24-3	311/12.9	28-52	.538	4-8	.500	12-16	.750	24	45	69	2.9	51-4	9	23	12	10	72	3.0
<b>TOTAL</b>	<b>24-3</b>	<b>311/12.9</b>	<b>28-52</b>	<b>.538</b>	<b>4-8</b>	<b>.500</b>	<b>12-16</b>	<b>.750</b>	<b>24</b>	<b>45</b>	<b>69</b>	<b>2.9</b>	<b>51-4</b>	<b>9</b>	<b>23</b>	<b>12</b>	<b>10</b>	<b>72</b>	<b>3.0</b>

### Single Game Highs

Statistic	Value	
Points	13	at Boston College 02/08/24
Rebounds	9	at Boston College 02/08/24
Assists	2	vs William & Mary 11/15/23, vs Clemson 02/04/24
Steals	2	vs Rider 12/06/23, at Boston College 02/08/24
Blocks	3	vs North Carolina 01/28/24
FG Made	6	at Boston College 02/08/24
FG Attempts	8	at Boston College 02/08/24
3FG Made	1	4 times
3FG Attempts	3	vs North Carolina 01/28/24
FT Made	4	at Florida St. 01/21/24
FT Attempts	4	at Florida St. 01/21/24

## 2023-24 GAME-BY-GAME STATISTICS

### #12 NOYAN, Edessa

Opponent	Date	GS	MIN	Total		3-Pointers		Free throws		Rebounds				Points						
				FG-FGA	PCT	3FG-3FGA	PCT	FT-FTA	PCT	OFF	DEF	TOT	AVG	PF	A	TO	BLK	STL	PTS	AVG
UMES	11/08/2023	*	15:05	2-2	1.000	1-1	1.000	0-0	.000	3	3	6	6.0	3	1	2	0	1	5	5.0
Campbell	11/12/2023		13:00	1-3	.333	0-0	.000	0-0	.000	2	6	8	7.0	2	0	2	0	1	2	3.5
William & Mary	11/15/2023		14:20	0-1	.000	0-0	.000	1-2	.500	1	4	5	6.3	0	2	1	1	0	1	2.7
Oklahoma	11/19/2023		04:16	0-1	.000	0-0	.000	0-0	.000	0	1	1	5.0	0	0	1	1	0	0	2.0
vs Tulane	11/24/2023		10:02	0-1	.000	0-0	.000	0-0	.000	0	1	1	4.2	1	0	0	0	0	0	1.6
vs LSU	11/25/2023		05:38	0-1	.000	0-0	.000	0-0	.000	0	1	1	3.7	2	0	2	0	0	0	1.3
Missouri	11/30/2023		05:53	0-1	.000	0-0	.000	0-0	.000	0	3	3	3.6	3	0	0	1	0	0	1.1
at La Salle	12/03/2023		04:02	1-2	.500	0-0	.000	0-0	.000	0	0	0	3.1	0	0	0	0	0	0	1.3
Rider	12/06/2023		15:10	3-7	.429	1-2	.500	1-2	.500	4	2	6	3.4	1	0	1	1	2	8	2.0
Duke	01/07/2024		04:08	0-0	.000	0-0	.000	0-0	.000	0	1	1	3.2	0	0	0	0	0	0	1.8
at NC State	01/11/2024		01:43	0-0	.000	0-0	.000	0-0	.000	0	0	0	2.9	0	0	0	0	0	0	1.6
at North Carolina	01/14/2024		04:50	0-0	.000	0-0	.000	0-0	.000	1	1	2	2.8	2	1	0	0	0	0	1.5
Notre Dame	01/18/2024		12:03	1-2	.500	0-0	.000	0-0	.000	0	0	0	2.6	2	0	0	2	0	2	1.5
at Florida St.	01/21/2024		25:05	2-2	1.000	0-0	.000	4-4	1.000	0	4	4	2.7	5	0	1	1	1	8	2.0
Pittsburgh	01/25/2024		16:01	1-3	.333	0-1	.000	0-0	.000	0	3	3	2.7	1	0	1	0	0	2	2.0
North Carolina	01/28/2024		22:42	2-5	.400	1-3	.333	0-0	.000	0	2	2	2.7	5	1	2	3	0	5	2.2
at Virginia Tech	02/01/2024		29:25	3-5	.600	0-0	.000	3-3	1.000	2	1	3	2.7	2	0	0	0	1	9	2.6
Clemson	02/04/2024		28:05	2-3	.667	0-0	.000	2-2	1.000	2	2	4	2.8	5	2	1	0	0	6	2.8
at Boston College	02/08/2024	*	32:23	6-8	.750	0-0	.000	1-3	.333	3	6	9	3.1	4	0	3	2	2	13	3.3
at Wake Forest	02/11/2024	*	17:58	0-0	.000	0-0	.000	0-0	.000	0	2	2	3.1	5	0	2	0	0	0	3.2
Syracuse	02/18/2024		09:01	2-3	.667	0-0	.000	0-0	.000	0	2	2	3.0	3	1	0	0	1	4	3.2
Miami (FL)	02/22/2024		07:51	1-1	1.000	1-1	1.000	0-0	.000	2	0	2	3.0	2	1	1	0	0	3	3.2
at Louisville	02/25/2024		07:14	0-0	.000	0-0	.000	0-0	.000	4	0	4	3.0	3	0	2	0	0	0	3.0
at Duke	02/29/2024		04:39	1-1	1.000	0-0	.000	0-0	.000	0	0	0	2.9	0	0	1	0	1	2	3.0
<b>Totals</b>		<b>3</b>	<b>310:34</b>	<b>28-52</b>	<b>.538</b>	<b>4-8</b>	<b>.500</b>	<b>12-16</b>	<b>.750</b>	<b>24</b>	<b>45</b>	<b>69</b>	<b>2.9</b>	<b>51</b>	<b>9</b>	<b>23</b>	<b>12</b>	<b>10</b>	<b>72</b>	<b>3.0</b>

### Player Averages

Games Played	Minutes/game	Points/game	FG Pct	3FG Pct	FT Pct	Rebounds/game	Assists/game	Turnovers/game	Assist/Turnover ratio	Steals/game	Blocks/game
24	12.9	3.0	53.8	50.0	75.0	2.9	0.4	1.0	0.4	0.4	0.5



# 14 Kaydan Lawson

Senior • Guard • 6-0  
Cleveland, Ohio • Orange HS

## 2022-23

- All-ACC Academic Team
- Appeared in 28 games with 18 starts
- Averaged 5.6 points and 4.5 rebounds per game. Had 30 steals with 15 blocked shots
- Scored a career-high 18 points in the opener against GW, passing her previous high of 14 against BC last season (11/7)
- 5-of-8 shooting for 15 points in the win against Wake Forest (11/13)
- Grabbed a career-high 15 rebounds against Boston College, also logging her first career double-double with 11 points (1/15)
- ACC Academic Honor Roll

## 2021-22

- Appeared in 26 of 27 games, missing the season-opener at JMU
- Averaged 4.3 points per game with 4.4 rebounds
- Had a team-high nine rebounds against USC, her first time leading the team in rebounds (11/14)
- Scored 10 points in the Richmond game, her first double-digit scoring game of the year (11/29)
- Led the team in rebounding at George Washington while also logging her second double-digit scoring game with 10 points (12/5)
- Made her first career start at Georgia Tech (1/9)
- Grabbed a career-high 14 rebounds at North Carolina (1/20), the highest single-game effort by a Cavalier this season

## CAREER STATISTICS

LAWSON, Kaydan

SEASON	TEAM	GP-GS	MIN	Field Goals			3-Point		F-Throws		Rebounds					Scoring				
				FG-FGA	FG%	3FG-3FGA	3FG%	FT-FTA	FT%	OFF	DEF	TOT	AVG	PF-FO	A	TO	BLK	STL	PTS	AVG
2020-21	UVa	5-1	125/24.9	14-42	.333	3-9	.333	14-18	.778	6	10	16	3.2	14-0	11	19	4	7	45	9.0
2021-22	UVa	26-1	522/20.1	41-146	.281	9-59	.153	20-38	.526	35	79	114	4.4	66-3	43	46	10	21	111	4.3
2022-23	UVa	28-18	623/22.3	51-165	.309	24-88	.273	30-44	.682	38	89	127	4.5	73-2	39	50	15	30	156	5.6
2023-24	UVa	22-0	227/10.3	14-43	.326	7-27	.259	13-18	.722	14	34	48	2.2	34-0	8	14	5	12	48	2.2
<b>TOTAL</b>		<b>81-20</b>	<b>1496/18.5</b>	<b>120-396</b>	<b>.303</b>	<b>43-183</b>	<b>.235</b>	<b>77-118</b>	<b>.653</b>	<b>93</b>	<b>212</b>	<b>305</b>	<b>3.8</b>	<b>187-5</b>	<b>101</b>	<b>129</b>	<b>34</b>	<b>70</b>	<b>360</b>	<b>4.4</b>

## Single Game Highs

Statistic	Value	
Points	18	vs George Washington 11/07/22
Rebounds	15	vs Boston College 01/15/23
Assists	5	vs Syracuse 02/08/22, vs North Carolina 01/12/23
Steals	4	vs Duke 02/19/23
Blocks	2	6 times
FG Made	7	vs George Washington 11/07/22
FG Attempts	15	at Duke 01/23/22
3FG Made	4	vs George Washington 11/07/22
3FG Attempts	8	vs Duke 02/19/23
FT Made	5	vs East Carolina 11/29/20, vs Clemson 12/10/20, vs Campbell 11/23/22
FT Attempts	7	vs Campbell 11/23/22

## 2023-24 GAME-BY-GAME STATISTICS

#14 LAWSON, Kaydan

Opponent	Date	GS	MIN	Total		3-Pointers		Free throws		Rebounds				PF	A	TO	BLK	STL	PTS	AVG
				FG-FGA	PCT	3FG-3FGA	PCT	FT-FTA	PCT	OFF	DEF	TOT	AVG							
Oklahoma	11/19/2023		15:30	2-4	.500	1-3	.333	1-2	.500	1	3	4	4.0	3	1	0	0	2	6	6.0
vs Tulane	11/24/2023		16:33	0-3	.000	0-1	.000	0-0	.000	1	3	4	4.0	4	0	0	0	0	0	3.0
vs LSU	11/25/2023		01:38	0-0	.000	0-0	.000	0-0	.000	0	0	0	2.7	0	0	0	0	0	0	2.0
at La Salle	12/03/2023		11:10	3-6	.500	1-3	.333	0-0	.000	2	1	3	2.8	0	1	1	0	0	7	3.3
Rider	12/06/2023		12:06	1-3	.333	1-2	.500	0-2	.000	1	2	3	2.8	1	0	0	0	0	3	3.2
Wofford	12/16/2023		15:42	2-5	.400	0-2	.000	0-0	.000	2	4	6	3.3	0	1	4	0	2	4	3.3
Fordham	12/21/2023		15:23	2-4	.500	2-4	.500	0-0	.000	0	4	4	3.4	3	3	1	0	0	6	3.7
NC State	12/31/2023		12:22	0-1	.000	0-1	.000	1-2	.500	0	1	1	3.1	0	1	0	0	0	1	3.4
at Georgia Tech	01/04/2024		08:59	0-0	.000	0-0	.000	4-4	1.000	3	1	4	3.2	1	0	0	0	0	4	3.4
Duke	01/07/2024		06:45	0-0	.000	0-0	.000	0-0	.000	0	0	0	2.9	1	0	0	0	0	0	3.1
at NC State	01/11/2024		12:46	1-2	.500	0-1	.000	2-2	1.000	1	1	2	2.8	1	0	0	0	1	4	3.2
at North Carolina	01/14/2024		05:51	0-0	.000	0-0	.000	0-0	.000	0	0	0	2.6	2	0	0	0	0	0	2.9
Notre Dame	01/18/2024		10:18	1-3	.333	0-1	.000	0-0	.000	1	2	3	2.6	2	0	1	1	1	2	2.8
at Florida St.	01/21/2024		07:44	0-1	.000	0-1	.000	0-0	.000	0	1	1	2.5	1	0	0	1	0	0	2.6
Pittsburgh	01/25/2024		12:44	0-4	.000	0-4	.000	0-0	.000	1	5	6	2.7	2	0	2	0	1	0	2.5
North Carolina	01/28/2024		00:05	0-0	.000	0-0	.000	0-0	.000	0	0	0	2.6	0	0	0	0	0	0	2.3
at Virginia Tech	02/01/2024		06:48	1-1	1.000	1-1	1.000	0-0	.000	0	1	1	2.5	2	0	1	1	0	3	2.4
Clemson	02/04/2024		09:36	1-2	.500	1-1	1.000	0-0	.000	0	1	1	2.4	2	0	0	0	1	3	2.4
at Boston College	02/08/2024		19:29	0-3	.000	0-2	.000	2-2	1.000	1	2	3	2.4	3	1	3	1	2	2	2.4
at Wake Forest	02/11/2024		07:45	0-1	.000	0-0	.000	3-4	.750	0	1	1	2.4	4	0	1	0	0	3	2.4
Miami (FL)	02/22/2024		03:50	0-0	.000	0-0	.000	0-0	.000	0	0	0	2.2	0	0	0	1	1	0	2.3
at Duke	02/29/2024		13:52	0-0	.000	0-0	.000	0-0	.000	0	1	1	2.2	2	0	0	0	1	0	2.2
<b>Totals</b>		<b>0</b>	<b>226:56</b>	<b>14-43</b>	<b>.326</b>	<b>7-27</b>	<b>.259</b>	<b>13-18</b>	<b>.722</b>	<b>14</b>	<b>34</b>	<b>48</b>	<b>2.2</b>	<b>34</b>	<b>8</b>	<b>14</b>	<b>5</b>	<b>12</b>	<b>48</b>	<b>2.2</b>

## Player Averages

Games Played	Minutes/game	Points/game	FG Pct	3FG Pct	FT Pct	Rebounds/game	Assists/game	Turnovers/game	Assist/Turnover ratio	Steals/game	Blocks/game
22	10.3	2.2	32.6	25.9	72.2	2.2	0.4	0.6	0.6	0.5	0.2



# 20 Camryn Taylor

Fifth Year • Forward • 6-2  
Peoria, Ill. • Richwoods HS • Marquette

## 2023-24

- Scored a game-high 22 points in UVA's road win over No. 20 Louisville (2/25)
- Posted 18 points and 11 rebounds to claim her 12th career double-double in win over Miami (2/22)
- Led UVA with 20 points against No. 19 Syracuse (2/18) in her second game back from injury
- Registered a double-double with 11 points and 10 rebounds in UVA's 91-87 road win at No. 15 Florida State
- Recorded a double-double with 17 points and a career-high 15 rebounds against No. 3 NC State (12/31)
- Finished with 18 points and 13 rebounds in UVA's win over Rider (12/6)
- Her 13 rebounds against the Broncs also tied her career high
- Finished a career-best 10-for-10 at the free throw at La Salle (12/3)
- Recorded her 12th career 20-point game with 22 points in UVA's 76-52 win over UMES (11/8)
- Also made a career-high eight free throws on nine attempts against the Hawks

## 2022-23

- All-ACC Second Team
- Started all 30 games, leading the team in scoring (13.9 ppg) and rebounding (6.3 rpg)
- Finished 10th in the ACC in points per game
- Finished seventh in the ACC in field goal shooting percentage (45.9 percent) and 10th in field goal percentage (74.5 percent)

## CAREER STATISTICS

TAYLOR, Camryn

SEASON	TEAM	GP-GS	MIN/AVG	Field Goals		3-Point		F-Throws		Rebounds				Scoring						
				FG-FGA	FG%	3FG-3FGA	3FG%	FT-FTA	FT%	OFF	DEF	TOT	AVG	PF-FO	A	TO	BLK	STL	PTS	AVG
2019-20	Marq	31-0	506/16.3	114-214	.533	0-0	.000	59-94	.628	47	71	118	3.8	74-1	22	40	17	12	287	9.3
2020-21	Marq	26-26	640/24.6	128-248	.516	0-3	.000	55-82	.671	74	105	179	6.9	85-3	44	53	10	15	311	12.0
2021-22	UVa	12-12	326/27.2	60-149	.403	2-11	.182	32-43	.744	25	48	73	6.1	38-2	14	34	5	15	154	12.8
2022-23	UVa	30-30	748/24.9	168-366	.459	3-18	.167	79-106	.745	75	110	185	6.2	105-6	21	71	23	34	418	13.9
2023-24	UVa	24-22	587/24.5	130-269	.483	11-20	.550	82-98	.837	74	74	148	6.2	84-5	14	41	23	18	353	14.7
<b>TOTAL FOR UVA</b>		<b>66-64</b>	<b>1662/25.2</b>	<b>358-784</b>	<b>.457</b>	<b>16-49</b>	<b>.327</b>	<b>193-247</b>	<b>.781</b>	<b>174</b>	<b>232</b>	<b>406</b>	<b>6.2</b>	<b>227-13</b>	<b>49</b>	<b>146</b>	<b>51</b>	<b>67</b>	<b>925</b>	<b>14.0</b>
<b>TOTAL</b>		<b>123-90</b>	<b>2808/22.8</b>	<b>600-1246</b>	<b>.482</b>	<b>16-52</b>	<b>.308</b>	<b>307-423</b>	<b>.726</b>	<b>295</b>	<b>408</b>	<b>703</b>	<b>5.7</b>	<b>386-17</b>	<b>115</b>	<b>239</b>	<b>78</b>	<b>94</b>	<b>1523</b>	<b>12.4</b>

## Single Game Highs

Statistic	Value	
Points	27	vs Milwaukee 12/02/20, at Creighton 02/01/21, at James Madison 11/09/21
Rebounds	15	vs NC State 12/31/23
Assists	5	at Butler 01/24/21
Steals	3	7 times
Blocks	4	vs Morgan St. 12/18/22, vs Campbell 11/12/23
FG Made	12	vs Milwaukee 12/02/20, at Creighton 02/01/21
FG Attempts	22	vs Minnesota 11/26/22
3FG Made	2	4 times
3FG Attempts	3	vs George Washington 11/07/22, vs UMES 11/08/23, at North Carolina 01/14/24
FT Made	10	at La Salle 12/03/23
FT Attempts	10	vs Seton Hall 01/12/20, at James Madison 11/09/21, at La Salle 12/03/23

## 2023-24 GAME-BY-GAME STATISTICS

#20 TAYLOR, Camryn

Opponent	Date	GS	MIN	Total		3-Pointers		Free throws		Rebounds				PF	A	TO	BLK	STL	PTS	AVG	
				FG-FGA	PCT	3FG-3FGA	PCT	FT-FTA	PCT	OFF	DEF	TOT	AVG								
UMES	11/08/2023	*	31:03	7-15	.467	0-3	.000	8-9	.889	7	2	9	9.0	3	1	5	0	1	22	22.0	
Campbell	11/12/2023	*	27:45	5-12	.417	0-0	.000	6-6	1.000	1	2	3	6.0	3	0	2	4	2	16	19.0	
William & Mary	11/15/2023	*	23:40	4-12	.333	0-0	.000	4-5	.800	3	4	7	6.3	3	1	2	2	1	12	16.7	
Oklahoma	11/19/2023	*	24:07	6-12	.500	0-0	.000	5-5	1.000	5	1	6	6.3	4	1	2	1	2	17	16.8	
vs Tulane	11/24/2023	*	17:10	4-6	.667	0-0	.000	0-0	.000	1	2	3	5.6	2	0	0	1	1	8	15.0	
vs LSU	11/25/2023	*	20:50	1-9	.111	0-0	.000	2-2	1.000	2	2	4	5.3	3	0	1	2	1	4	13.2	
Missouri	11/30/2023	*	39:12	10-19	.526	0-0	.000	6-7	.857	4	5	9	5.9	3	1	1	1	0	26	15.0	
at La Salle	12/03/2023	*	21:35	0-5	.000	0-0	.000	10-10	1.000	2	3	5	5.8	4	2	0	0	1	10	14.4	
Rider	12/06/2023	*	27:18	7-11	.636	0-0	.000	4-4	1.000	7	6	13	6.6	2	0	3	0	1	18	14.8	
Wofford	12/16/2023		16:17	6-9	.667	0-0	.000	1-2	.500	3	1	4	6.3	3	0	1	0	0	13	14.6	
Fordham	12/21/2023	*	26:13	4-9	.444	0-0	.000	2-3	.667	4	4	8	6.5	4	2	3	2	0	10	14.2	
NC State	12/31/2023	*	31:02	7-16	.438	2-2	1.000	1-2	.500	4	11	15	7.2	4	1	3	0	0	17	14.4	
at Georgia Tech	01/04/2024	*	32:29	7-12	.583	1-1	1.000	4-4	1.000	0	4	4	6.9	4	0	2	1	2	19	14.8	
Duke	01/07/2024	*	21:57	5-10	.500	0-1	.000	7-9	.778	2	0	2	6.6	5	0	0	0	0	17	14.9	
at NC State	01/11/2024	*	27:56	9-16	.563	2-2	1.000	2-4	.500	3	3	6	6.5	5	0	3	2	0	22	15.4	
at North Carolina	01/14/2024	*	26:13	5-15	.333	2-3	.667	4-4	1.000	3	4	7	6.6	4	0	2	0	1	16	15.4	
Notre Dame	01/18/2024	*	14:27	2-7	.286	0-2	.000	2-2	1.000	1	2	3	6.4	5	0	2	1	0	6	14.9	
at Florida St.	01/21/2024	*	16:29	5-10	.500	1-1	1.000	0-0	.000	3	7	10	6.6	5	0	1	1	0	11	14.7	
Pittsburgh	01/25/2024	*	08:50	1-5	.200	0-1	.000	2-2	1.000	1	0	1	6.3	0	0	0	1	0	4	14.1	
at Wake Forest	02/11/2024	*	19:23	5-7	.714	2-2	1.000	2-2	1.000	1	1	2	6.1	5	0	0	2	0	14	14.1	
Syracuse	02/18/2024	*	30:22	9-15	.600	0-0	.000	2-2	1.000	6	2	8	6.1	3	2	0	0	1	20	14.4	
Miami (FL)	02/22/2024	*	29:44	8-12	.667	0-0	.000	2-4	.500	5	6	11	6.4	2	1	5	2	3	18	14.5	
at Louisville	02/25/2024	*	24:56	9-14	.643	1-1	1.000	3-6	.500	4	1	5	6.3	4	1	2	0	0	22	14.9	
at Duke	02/29/2024	*	28:11	4-11	.364	0-1	.000	3-4	.750	2	1	3	6.2	4	1	1	0	1	11	14.7	
<b>Totals</b>			<b>22</b>	<b>587:07</b>	<b>130-269</b>	<b>.483</b>	<b>11-20</b>	<b>.550</b>	<b>82-98</b>	<b>.837</b>	<b>74</b>	<b>74</b>	<b>148</b>	<b>6.2</b>	<b>84</b>	<b>14</b>	<b>41</b>	<b>23</b>	<b>18</b>	<b>353</b>	<b>14.7</b>

## Player Averages

Games Played	Minutes/game	Points/game	FG Pct	3FG Pct	FT Pct	Rebounds/game	Assists/game	Turnovers/game	Assist/Turnover ratio	Steals/game	Blocks/game
24	24.5	14.7	48.3	55.0	83.7	6.2	0.6	1.7	0.3	0.8	1.0



# 21 Kymora Johnson

Freshman • Guard • 5-7

Charlottesville, Va. • St. Anne's-Belfield

## 2023-24

- ACC Rookie of the Week (2/26)
- Recorded her first career double-double with 15 points and a season-high 10 assists against No. 19 Syracuse (2/18)
- ACC Rookie of the Week (1/22)
- USBWA Tamika Catchings National Freshman of the Week (1/22)
- Scored a season-high 35 points on 14-of-20 shooting in UVA's 91-87 win at No. 15 Florida State (1/21)
- Her 35 points are second most by a freshman in program history
- Scored 26 points on 10-of-13 shooting, including 6-of-7 from 3-point range, in UVA's win over Fordham (12/21)
- Also had five rebounds and seven assists against the Rams
- Tied her season high of nine assists against Wofford (12/16)
- Scored 17 points after shooting 6-for-6 from the field and 4-for-5 at the charity stripe at La Salle (12/3)
- Dished out nine assists in 81-59 win over Tulane (11/24)
- Recorded back-to-back games with 15 points against Maryland Eastern Shore (11/8) and Campbell (11/12)

## CAREER STATISTICS

### JOHNSON, Kymora

SEASON	TEAM	GP-GS		MIN/AVG		Field Goals		3-Point		F-Throws		Rebounds				Scoring										
		GP	GS	MIN	AVG	FG-FGA	FG%	3FG-3FGA	3FG%	FT-FTA	FT%	OFF	DEF	TOT	AVG	PF-FO	A	TO	BLK	STL	PTS	AVG				
2023-24	UVA	28	28	859	30.7	161	387	.416	53	168	.315	56	69	.812	26	104	130	4.6	56	0	149	84	8	52	431	15.4
<b>TOTAL</b>		<b>28-28</b>		<b>859/30.7</b>		<b>161-387</b>		<b>.416</b>	<b>53-168</b>		<b>.315</b>	<b>56-69</b>		<b>.812</b>	<b>26</b>	<b>104</b>	<b>130</b>	<b>4.6</b>	<b>56-0</b>	<b>149</b>	<b>84</b>	<b>8</b>	<b>52</b>	<b>431</b>	<b>15.4</b>	

### Single Game Highs

Statistic	Value	
Points	35	at Florida St. 01/21/24
Rebounds	8	vs Duke 01/07/24, vs Notre Dame 01/18/24
Assists	10	vs Syracuse 02/18/24
Steals	5	vs Syracuse 02/18/24
Blocks	2	vs Campbell 11/12/23
FG Made	14	at Florida St. 01/21/24
FG Attempts	21	vs NC State 12/31/23
3FG Made	6	vs Fordham 12/21/23
3FG Attempts	11	vs NC State 12/31/23
FT Made	5	at North Carolina 01/14/24, vs North Carolina 01/28/24
FT Attempts	6	at North Carolina 01/14/24, vs North Carolina 01/28/24, at Louisville 02/25/24

## Background

- McDonald's High School All-American
- Won the three-point shooting contest at the McDonald's All-American game

## 2023-24 GAME-BY-GAME STATISTICS

### #21 JOHNSON, Kymora

Opponent	Date	GS	MIN	Total		3-Pointers		Free throws		Rebounds				PF	A	TO	BLK	STL	PTS	AVG					
				FG-FGA	PCT	3FG-3FGA	PCT	FT-FTA	PCT	OFF	DEF	TOT	AVG												
UMES	11/08/2023	*	29:40	4-15	.267	3-10	.300	4-4	1.000	0	7	7	7.0	2	2	3	0	1	15	15.0					
Campbell	11/12/2023	*	26:45	7-14	.500	1-3	.333	0-1	.000	2	4	6	6.5	3	7	1	2	1	15	15.0					
William & Mary	11/15/2023	*	26:37	5-9	.556	1-5	.200	0-0	.000	0	3	3	5.3	1	3	1	1	0	11	13.7					
Oklahoma	11/19/2023	*	32:10	4-17	.235	0-7	.000	1-2	.500	0	2	2	4.5	2	6	1	0	4	9	12.5					
vs Tulane	11/24/2023	*	18:55	3-7	.429	3-6	.500	0-0	.000	0	1	1	3.8	2	9	6	1	3	9	11.8					
vs LSU	11/25/2023	*	21:36	4-13	.308	0-7	.000	0-0	.000	1	2	3	3.7	3	2	3	0	2	8	11.2					
Missouri	11/30/2023	*	33:26	4-13	.308	1-6	.167	0-2	.000	0	2	2	3.4	3	7	2	0	1	9	10.9					
at La Salle	12/03/2023	*	19:48	6-6	1.000	1-1	1.000	4-5	.800	0	1	1	3.1	1	4	3	0	3	17	11.6					
Rider	12/06/2023	*	25:39	3-9	.333	0-2	.000	1-1	1.000	3	4	7	3.6	1	4	0	0	1	7	11.1					
Wofford	12/16/2023	*	22:42	3-9	.333	0-5	.000	1-2	.500	0	1	1	3.3	1	9	2	1	1	7	10.7					
Fordham	12/21/2023	*	34:47	10-13	.769	6-7	.857	0-0	.000	0	5	5	3.5	0	7	1	0	2	26	12.1					
NC State	12/31/2023	*	33:16	4-21	.190	2-11	.182	1-2	.500	1	6	7	3.8	0	7	2	1	2	11	12.0					
at Georgia Tech	01/04/2024	*	28:24	3-14	.214	0-6	.000	0-0	.000	0	3	3	3.7	3	6	4	0	3	6	11.5					
Duke	01/07/2024	*	32:27	5-15	.333	0-3	.000	4-4	1.000	3	5	8	4.0	1	2	3	0	3	14	11.7					
at NC State	01/11/2024	*	33:05	6-19	.316	2-8	.250	0-0	.000	1	3	4	4.0	3	4	1	0	0	14	11.9					
at North Carolina	01/14/2024	*	27:48	3-9	.333	2-5	.400	5-6	.833	0	5	5	4.1	4	5	2	0	1	13	11.9					
Notre Dame	01/18/2024	*	32:57	6-14	.429	2-7	.286	2-2	1.000	2	6	8	4.3	3	7	6	0	1	16	12.2					
at Florida St.	01/21/2024	*	35:50	14-20	.700	3-7	.429	4-5	.800	2	5	7	4.4	1	6	4	0	0	35	13.4					
Pittsburgh	01/25/2024	*	31:49	6-14	.429	3-7	.429	2-2	1.000	3	4	7	4.6	3	4	6	1	2	17	13.6					
North Carolina	01/28/2024	*	29:21	8-12	.667	4-5	.800	5-6	.833	0	6	6	4.7	4	4	2	0	3	25	14.2					
at Virginia Tech	02/01/2024	*	35:43	7-20	.350	4-7	.571	4-4	1.000	1	2	3	4.6	2	3	3	0	0	22	14.6					
Clemson	02/04/2024	*	37:21	10-20	.500	1-5	.200	3-3	1.000	2	3	5	4.6	3	8	4	0	1	24	15.0					
at Boston College	02/08/2024	*	31:43	3-6	.500	0-1	.000	4-4	1.000	0	3	3	4.5	1	4	4	0	1	10	14.8					
at Wake Forest	02/11/2024	*	32:13	8-13	.615	3-6	.500	4-4	1.000	1	5	6	4.6	2	7	1	0	4	23	15.1					
Syracuse	02/18/2024	*	36:32	5-18	.278	3-9	.333	2-2	1.000	0	4	4	4.6	3	10	6	0	5	15	15.1					
Miami (FL)	02/22/2024	*	35:58	8-17	.471	5-9	.556	0-0	.000	1	3	4	4.5	1	4	4	0	3	21	15.3					
at Louisville	02/25/2024	*	34:31	6-15	.400	3-8	.375	3-6	.500	0	6	6	4.6	1	6	5	1	2	18	15.4					
at Duke	02/29/2024	*	37:50	6-15	.400	0-5	.000	2-2	1.000	3	3	6	4.6	2	2	4	0	2	14	15.4					
<b>Totals</b>			<b>28</b>	<b>858:53</b>		<b>161-387</b>		<b>.416</b>	<b>53-168</b>		<b>.315</b>	<b>56-69</b>		<b>.812</b>	<b>26</b>	<b>104</b>	<b>130</b>	<b>4.6</b>	<b>56</b>	<b>149</b>	<b>84</b>	<b>8</b>	<b>52</b>	<b>431</b>	<b>15.4</b>

## Player Averages

Games Played	Minutes/game	Points/game	FG Pct	3FG Pct	FT Pct	Rebounds/game	Assists/game	Turnovers/game	Assist/Turnover ratio	Steals/game	Blocks/game
28	30.7	15.4	41.6	31.5	81.2	4.6	5.3	3.0	1.8	1.9	0.3





# 23 Alexia Smith

Senior • Guard • 5-8

Columbus, Ohio. • Columbus Africentric Early College • Minnesota

## 2023-24

- Recorded her first career double-double with 10 points and a career-high 13 rebounds in 87-81 overtime win over Missouri (11/30)

## 2022-23

- All-ACC Academic Team
- Appeared in 29 games with 13 starts
- Averaged 5.6 points and 4.2 rebounds per game.
- 58 assists with a 1.41 assist-to-turnover ratio. Also had 35 steals
- Made her Cavalier debut against UMBC, grabbing a career-high nine rebounds (11/10)
- Made her first start of the season against Campbell (11/23)
- Led the team in scoring with 11 points at Duke (12/21)
- Scored 14 points in the ACC Tournament game against Wake Forest
- ACC Academic Honor Roll

## At Minnesota (2020-22)

- Played two seasons for the Golden Gophers (2020-22), appearing in 52 games with 13 starts
- Averaged 3.9 points, 2.3 rebounds and 1.6 assists per game

## CAREER STATISTICS

SMITH, Alexia

SEASON	TEAM	GP-GS	MIN/AVG	Field Goals		3-Point		F-Throws		Rebounds				Scoring						
				FG-FGA	FG%	3FG-3FGA	3FG%	FT-FTA	FT%	OFF	DEF	TOT	AVG	PF-FO	A	TO	BLK	STL	PTS	AVG
2020-21	MINN	19-12	521/27.4	36-94	.383	6-20	.300	14-19	.737	17	34	51	2.7	28-0	31	26	0	13	92	4.8
2021-22	MINN	33-1	537/16.3	41-115	.357	4-16	.250	25-39	.641	21	45	66	2.0	22-0	54	42	4	15	111	3.4
2022-23	Uva	29-13	665/22.9	67-178	.376	9-32	.281	19-25	.760	30	91	121	4.2	22-0	58	41	5	35	162	5.6
2023-24	Uva	28-18	503/18.0	38-110	.345	6-23	.261	23-37	.622	26	82	108	3.9	23-0	57	32	3	19	105	3.8
<b>TOTAL FOR Uva</b>		<b>57-31</b>	<b>1168/20.5</b>	<b>105-288</b>	<b>.365</b>	<b>15-55</b>	<b>.273</b>	<b>42-62</b>	<b>.677</b>	<b>56</b>	<b>173</b>	<b>229</b>	<b>4.0</b>	<b>45-0</b>	<b>115</b>	<b>73</b>	<b>8</b>	<b>54</b>	<b>267</b>	<b>4.7</b>
<b>TOTAL</b>		<b>109-44</b>	<b>2226/20.4</b>	<b>182-497</b>	<b>.366</b>	<b>25-91</b>	<b>.275</b>	<b>81-120</b>	<b>.675</b>	<b>94</b>	<b>252</b>	<b>346</b>	<b>3.2</b>	<b>95-0</b>	<b>200</b>	<b>141</b>	<b>12</b>	<b>82</b>	<b>470</b>	<b>4.3</b>

## Single Game Highs

Statistic	Value	
Points	14	vs UTSA 11/28/21, vs Wake Forest 03/01/23
Rebounds	13	vs Missouri 11/30/23
Assists	8	vs Miami (FL) 02/22/24
Steals	3	5 times
Blocks	2	vs UMES 11/08/23
FG Made	6	vs Wake Forest 03/01/23
FG Attempts	11	vs Wake Forest 03/01/23
3FG Made	2	vs Indiana 12/23/20, at Penn St. 11/30/22, vs Miami (FL) 02/22/24
3FG Attempts	3	8 times
FT Made	7	vs North Carolina 01/28/24
FT Attempts	10	vs North Carolina 01/28/24

## 2023-24 GAME-BY-GAME STATISTICS

#23 SMITH, Alexia

Opponent	Date	GS	MIN	Total		3-Pointers		Free throws		Rebounds				PF	A	TO	BLK	STL	PTS	AVG
				FG-FGA	PCT	3FG-3FGA	PCT	FT-FTA	PCT	OFF	DEF	TOT	AVG							
UMES	11/08/2023	*	20:32	1-6	.167	0-2	.000	0-0	.000	4	3	7	7.0	2	2	0	2	2	2	2.0
Campbell	11/12/2023	*	25:48	4-6	.667	1-2	.500	1-2	.500	2	4	6	6.5	1	1	0	0	2	10	6.0
William & Mary	11/15/2023	*	21:49	0-6	.000	0-1	.000	3-4	.750	3	3	6	6.3	0	4	0	0	0	3	5.0
Oklahoma	11/19/2023	*	18:57	1-4	.250	0-0	.000	0-0	.000	0	2	2	5.3	0	0	0	0	2	2	4.3
vs Tulane	11/24/2023		17:35	4-5	.800	0-1	.000	2-2	1.000	0	3	3	4.8	0	0	0	0	3	10	5.4
vs LSU	11/25/2023	*	26:04	2-6	.333	0-3	.000	1-3	.333	2	3	5	4.8	3	1	3	0	1	5	5.3
Missouri	11/30/2023	*	35:19	5-10	.500	0-2	.000	0-0	.000	4	9	13	6.0	0	3	2	0	2	10	6.0
at La Salle	12/03/2023	*	14:00	0-4	.000	0-0	.000	0-0	.000	0	1	1	5.4	0	1	1	0	0	0	5.3
Rider	12/06/2023	*	18:25	5-8	.625	1-1	1.000	0-0	.000	1	1	2	5.0	0	1	1	0	1	11	5.9
Wofford	12/16/2023	*	23:35	3-7	.429	1-1	1.000	0-0	.000	0	4	4	4.9	1	3	2	0	0	7	6.0
Fordham	12/21/2023	*	23:40	1-1	1.000	0-0	.000	0-0	.000	0	5	5	4.9	0	1	3	0	2	2	5.6
NC State	12/31/2023	*	15:31	1-2	.500	0-0	.000	0-0	.000	0	3	3	4.8	2	2	1	0	1	2	5.3
at Georgia Tech	01/04/2024	*	10:53	0-2	.000	0-1	.000	0-2	.000	0	3	3	4.6	2	1	0	0	0	0	4.9
Duke	01/07/2024		08:30	1-1	1.000	0-0	.000	0-0	.000	0	0	0	4.3	0	0	2	0	0	2	4.7
at NC State	01/11/2024	*	17:57	1-5	.200	0-0	.000	0-0	.000	2	7	9	4.6	0	6	1	0	0	2	4.5
at North Carolina	01/14/2024	*	16:23	2-7	.286	0-0	.000	0-0	.000	2	3	5	4.6	2	5	1	0	0	4	4.5
Notre Dame	01/18/2024	*	07:42	0-0	.000	0-0	.000	0-0	.000	0	1	1	4.4	2	1	0	0	0	0	4.2
at Florida St.	01/21/2024		15:02	0-3	.000	0-0	.000	0-0	.000	0	4	4	4.4	0	1	2	1	0	0	4.0
Pittsburgh	01/25/2024		17:46	1-3	.333	0-1	.000	2-4	.500	1	7	8	4.6	0	2	1	0	1	4	4.0
North Carolina	01/28/2024		20:34	0-6	.000	0-1	.000	7-10	.700	1	5	6	4.7	0	6	2	0	0	7	4.2
at Virginia Tech	02/01/2024		22:30	0-1	.000	0-0	.000	2-4	.500	1	1	2	4.5	0	2	0	0	1	2	4.0
Clemson	02/04/2024		08:32	0-2	.000	0-1	.000	0-0	.000	0	2	2	4.4	3	2	1	0	0	0	3.9
at Boston College	02/08/2024		01:47	0-0	.000	0-0	.000	2-2	1.000	0	0	0	4.2	0	0	2	0	0	2	3.8
at Wake Forest	02/11/2024		14:47	1-3	.333	1-2	.500	0-0	.000	0	1	1	4.1	2	3	4	0	0	3	3.8
Syracuse	02/18/2024		14:00	0-0	.000	0-0	.000	1-2	.500	2	1	3	4.0	1	0	2	0	0	1	3.6
Miami (FL)	02/22/2024	*	35:00	4-6	.667	2-3	.667	2-2	1.000	1	2	3	4.0	2	8	0	0	1	12	4.0
at Louisville	02/25/2024	*	16:04	1-5	.200	0-1	.000	0-0	.000	0	1	1	3.9	0	1	0	0	0	2	3.9
at Duke	02/29/2024	*	14:00	0-1	.000	0-0	.000	0-0	.000	0	3	3	3.9	0	0	1	0	0	0	3.8
<b>Totals</b>			<b>18</b>	<b>502:45</b>	<b>.345</b>	<b>6-23</b>	<b>.261</b>	<b>23-37</b>	<b>.622</b>	<b>26</b>	<b>82</b>	<b>108</b>	<b>3.9</b>	<b>23</b>	<b>57</b>	<b>32</b>	<b>3</b>	<b>19</b>	<b>105</b>	<b>3.8</b>

## Player Averages

Games Played	Minutes/game	Points/game	FG Pct	3FG Pct	FT Pct	Rebounds/game	Assists/game	Turnovers/game	Assist/Turnover ratio	Steals/game	Blocks/game
28	18.0	3.8	34.5	26.1	62.2	3.9	2.0	1.1	1.8	0.7	0.1



# 32 Cady Pauley

Sophomore • Guard • 5-11  
Milan, Mo. • Milan HS

## 2022-23

- Appeared in 24 games, averaging 3.5 points and 1.1 rebounds per game
- Of her 30 made field goals, 22 were threes
- Made her collegiate debut against George Washington, scoring three points in 10 minutes on the court
- Had her first double-digit scoring game against UNCW, with 11 points in 18 minutes on the court (12/4)
- Ranked No. 9 in the Sportscenter Top 10 for a pass in the Morgan State game (12/20)
- Hit four three-pointers for a career-high 12 points at Clemson, her second double-digit scoring game of the year (2/23)

## Background

- Her 3,074 career points at Milan High rank eighth all-time in Missouri girl's basketball history
- Ranked 10th nationally by MaxPreps in scoring her senior season, averaging 33 points per game. Also averaged 9.7 rebounds per game
- Two-time Kirksville Daily Express Basketball Player of the Year and KMZU Player of the Year
- Three-time Prep Hoops All-State and two-time Class 3 All-State
- Four-time unanimous All-Conference selection
- Four-time first-team All-District
- McDonald's All-America nominee

## CAREER STATISTICS

### PAULEY, Cady

SEASON TEAM	GP-GS	MIN/AVG	Field Goals		3-Point		F-Throws		Rebounds				Scoring						
			FG-FGA	FG%	3FG-3FGA	3FG%	FT-FTA	FT%	OFF	DEF	TOT	AVG	PF-FO	A	TO	BLK	STL	PTS	AVG
2022-23 UVa	24-0	250/10.4	30-101	.297	22-80	.275	2-3	.667	7	19	26	1.1	17-1	16	17	2	7	84	3.5
2023-24 UVa	17-0	129/7.6	17-57	.298	11-46	.239	5-6	.833	4	6	10	0.6	11-0	6	7	2	2	50	2.9
<b>TOTAL</b>	<b>41-0</b>	<b>379/9.2</b>	<b>47-158</b>	<b>.297</b>	<b>33-126</b>	<b>.262</b>	<b>7-9</b>	<b>.778</b>	<b>11</b>	<b>25</b>	<b>36</b>	<b>0.9</b>	<b>28-1</b>	<b>22</b>	<b>24</b>	<b>4</b>	<b>9</b>	<b>134</b>	<b>3.3</b>

### Single Game Highs

Statistic	Value	
Points	12	at Clemson 02/23/23, at Miami (FL) 02/26/23
Rebounds	5	vs Wake Forest 03/01/23
Assists	2	6 times
Steals	3	at Notre Dame 01/22/23
Blocks	1	4 times
FG Made	4	vs UNCW 12/04/22, at Clemson 02/23/23, at Miami (FL) 02/26/23
FG Attempts	12	at Clemson 02/23/23, at Miami (FL) 02/26/23
3FG Made	4	at Clemson 02/23/23, at Miami (FL) 02/26/23
3FG Attempts	12	at Clemson 02/23/23
FT Made	4	vs Rider 12/06/23
FT Attempts	4	vs Rider 12/06/23


## 2023-24 GAME-BY-GAME STATISTICS

### #32 PAULEY, Cady

Opponent	Date	GS	MIN	Total		3-Pointers		Free throws		Rebounds				PF	A	TO	BLK	STL	PTS	AVG
				FG-FGA	PCT	3FG-3FGA	PCT	FT-FTA	PCT	OFF	DEF	TOT	AVG							
UMES	11/08/2023		08:52	0-5	.000	0-3	.000	0-0	.000	0	0	0	0.0	0	1	0	0	0	0	0.0
Campbell	11/12/2023		04:49	0-2	.000	0-2	.000	0-0	.000	0	0	0	0.0	0	0	0	0	0	0	0.0
William & Mary	11/15/2023		09:50	1-6	.167	0-4	.000	0-0	.000	3	1	4	1.3	1	0	0	1	1	2	0.7
vs Tulane	11/24/2023		11:02	3-7	.429	2-6	.333	0-0	.000	0	1	1	1.3	2	1	0	0	1	8	2.5
Missouri	11/30/2023		04:15	1-2	.500	1-2	.500	0-0	.000	0	0	0	1.0	1	0	1	0	0	3	2.6
at La Salle	12/03/2023		11:39	2-6	.333	1-5	.200	0-0	.000	0	2	2	1.2	3	0	0	0	0	5	3.0
Rider	12/06/2023		10:38	0-4	.000	0-4	.000	4-4	1.000	0	1	1	1.1	0	2	1	0	0	4	3.1
Wofford	12/16/2023		07:42	1-3	.333	0-2	.000	0-0	.000	0	0	0	1.0	0	1	0	0	0	2	3.0
Fordham	12/21/2023		08:36	2-3	.667	1-2	.500	1-2	.500	0	1	1	1.0	0	0	2	0	0	6	3.3
at Georgia Tech	01/04/2024		02:59	0-0	.000	0-0	.000	0-0	.000	0	0	0	0.9	1	0	0	1	0	0	3.0
Duke	01/07/2024		00:26	0-0	.000	0-0	.000	0-0	.000	0	0	0	0.8	0	0	0	0	0	0	2.7
at NC State	01/11/2024		05:53	0-1	.000	0-1	.000	0-0	.000	0	0	0	0.8	0	0	0	0	0	0	2.5
Notre Dame	01/18/2024		06:40	0-2	.000	0-2	.000	0-0	.000	0	0	0	0.7	0	0	0	0	0	0	2.3
Pittsburgh	01/25/2024		06:23	2-5	.400	1-3	.333	0-0	.000	0	0	0	0.6	0	0	1	0	0	5	2.5
North Carolina	01/28/2024		09:05	1-2	.500	1-2	.500	0-0	.000	0	0	0	0.6	1	0	0	0	0	3	2.5
Clemson	02/04/2024		12:39	2-6	.333	2-5	.400	0-0	.000	1	0	1	0.6	1	0	2	0	0	6	2.8
Syracuse	02/18/2024		07:16	2-3	.667	2-3	.667	0-0	.000	0	0	0	0.6	1	1	0	0	0	6	2.9
<b>Totals</b>		<b>0</b>	<b>128:44</b>	<b>17-57</b>	<b>.298</b>	<b>11-46</b>	<b>.239</b>	<b>5-6</b>	<b>.833</b>	<b>4</b>	<b>6</b>	<b>10</b>	<b>0.6</b>	<b>11</b>	<b>6</b>	<b>7</b>	<b>2</b>	<b>2</b>	<b>50</b>	<b>2.9</b>

### Player Averages

Games Played	Minutes/game	Points/game	FG Pct	3FG Pct	FT Pct	Rebounds/game	Assists/game	Turnovers/game	Assist/Turnover ratio	Steals/game	Blocks/game
17	7.6	2.9	29.8	23.9	83.3	0.6	0.4	0.4	0.9	0.1	0.1



# 33 Sam Brunelle

Graduate Student • Forward • 6-2  
Ruckersville, Va • William Monroe HS • Notre Dame

## 2023-24

- Katrina McClain Award (nation's top power forward)  
Watch List selection
- Represents UVA on the ACC's Student-Athlete Advisory Committee (SAAC) Executive Board

## 2022-23

- Started 21 games for the Cavaliers before having her season cut short by an injury, scoring in double figures in 14 of those games
- Averaged 11.0 points per game
- Shot 40.0 percent from three-point range (34-of-85) and 91.2 percent from the free throw line (31-of-34)
- Scored the 1,000th point of her collegiate career on Jan. 15 on a three-pointer with 1:42 remaining in the third quarter of the Boston College game. She scored 797 of her points at Notre Dame
- Coach's Award of Excellence winner at the Hoos Choice Awards
- Opened her UVA career with back-to-back doubles-digit scoring performances including scoring a team-high 21 points against UMBC. It was the eighth 20-point game of her career
- Went 3-of-3 from three-point range in the fourth quarter against Minnesota, tallying 17 points total (11/26)

## CAREER STATISTICS

BRUNELLE, Sam

SEASON	TEAM	GP-GS	MIN/AVG	Field Goals		3-Point		F-Throws		Rebounds				Scoring						
				FG-FGA	FG%	3FG-3FGA	3FG%	FT-FTA	FT%	OFF	DEF	TOT	AVG	PF-FO	A	TO	BLK	STL	PTS	AVG
2019-20	ND	31-31	1050/33.9	162-408	.397	58-184	.315	50-67	.746	38	142	180	5.8	65-1	51	92	30	26	432	13.9
2020-21	ND	17-0	388/22.8	61-126	.484	23-60	.383	3-4	.750	12	52	64	3.8	43-2	27	36	8	6	148	8.7
2021-22	ND	32-0	528/16.5	90-200	.450	28-91	.308	9-14	.643	14	65	79	2.5	41-0	37	34	20	15	217	6.8
2022-23	Uva	21-21	563/26.8	83-180	.461	34-85	.400	31-34	.912	31	53	84	4.0	47-1	39	30	15	9	231	11.0
2023-24	Uva	26-17	523/20.1	56-159	.352	36-109	.330	19-22	.864	20	64	84	3.2	34-0	23	23	23	12	167	6.4
<b>TOTAL FOR UVA</b>		<b>47-38</b>	<b>1086/23.1</b>	<b>139-339</b>	<b>.410</b>	<b>70-194</b>	<b>.361</b>	<b>50-56</b>	<b>.893</b>	<b>51</b>	<b>117</b>	<b>168</b>	<b>3.6</b>	<b>81-1</b>	<b>62</b>	<b>53</b>	<b>38</b>	<b>21</b>	<b>398</b>	<b>8.5</b>
<b>TOTAL</b>		<b>127-69</b>	<b>3053/24.0</b>	<b>452-1073</b>	<b>.421</b>	<b>179-529</b>	<b>.338</b>	<b>112-141</b>	<b>.794</b>	<b>115</b>	<b>376</b>	<b>491</b>	<b>3.9</b>	<b>230-4</b>	<b>177</b>	<b>215</b>	<b>96</b>	<b>68</b>	<b>1195</b>	<b>9.4</b>

## Single Game Highs

Statistic	Value	
Points	31	vs DePaul 12/11/19
Rebounds	13	vs Toledo 11/20/19
Assists	5	4 times
Steals	4	at Boston College 02/13/20, at Wake Forest 01/13/22
Blocks	5	vs Florida St. 01/19/23
FG Made	13	vs DePaul 12/11/19
FG Attempts	20	at Duke 01/16/20
3FG Made	7	at Florida St. 03/01/20
3FG Attempts	12	at Virginia 01/26/20
FT Made	7	at Duke 12/21/22
FT Attempts	10	vs Toledo 11/20/19

## 2023-24 GAME-BY-GAME STATISTICS

### #33 BRUNELLE, Sam

Opponent	Date	GS	MIN	Total		3-Pointers		Free throws		Rebounds				PF A TO BLK STL PTS AVG							
				FG-FGA	PCT	3FG-3FGA	PCT	FT-FTA	PCT	OFF	DEF	TOT	AVG	PF	A	TO	BLK	STL	PTS	AVG	
William & Mary	11/15/2023		13:22	4-6	.667	2-4	.500	2-3	.667	1	3	4	4.0	1	0	1	0	0	12	12.0	
Oklahoma	11/19/2023		23:02	3-9	.333	0-2	.000	0-0	.000	3	3	6	5.0	1	2	1	0	0	6	9.0	
vs Tulane	11/24/2023		19:35	4-7	.571	4-5	.800	0-0	.000	0	4	4	4.7	1	1	2	1	1	12	10.0	
vs LSU	11/25/2023	*	31:57	5-11	.455	5-11	.455	0-0	.000	0	3	3	4.3	4	0	0	3	0	15	11.3	
Missouri	11/30/2023	*	11:32	1-5	.200	1-4	.250	0-0	.000	0	1	1	3.6	0	0	0	1	0	3	9.6	
at La Salle	12/03/2023	*	22:23	4-11	.364	2-6	.333	0-0	.000	2	1	3	3.5	0	0	0	0	0	10	9.7	
Rider	12/06/2023	*	23:07	2-11	.182	2-8	.250	1-2	.500	3	1	4	3.6	2	1	0	0	1	7	9.3	
Wofford	12/16/2023	*	11:29	0-1	.000	0-0	.000	0-0	.000	1	2	3	3.5	0	0	1	1	3	0	8.1	
Fordham	12/21/2023	*	15:24	1-3	.333	1-3	.333	0-0	.000	0	3	3	3.4	0	1	2	0	0	3	7.6	
NC State	12/31/2023		22:24	1-7	.143	0-6	.000	4-5	.800	1	1	2	3.3	2	0	0	2	0	6	7.4	
at Georgia Tech	01/04/2024		14:15	0-3	.000	0-2	.000	0-0	.000	0	1	1	3.1	1	0	1	0	0	0	6.7	
Duke	01/07/2024		24:46	2-3	.667	1-1	1.000	3-3	1.000	0	4	4	3.2	3	0	1	3	0	8	6.8	
at NC State	01/11/2024	*	18:45	1-5	.200	0-2	.000	0-0	.000	2	2	4	3.2	4	0	5	0	0	2	6.5	
at North Carolina	01/14/2024	*	13:52	1-5	.200	1-4	.250	0-0	.000	0	1	1	3.1	2	0	1	0	1	3	6.2	
Notre Dame	01/18/2024		15:09	0-2	.000	0-2	.000	0-0	.000	0	0	0	2.9	1	0	1	0	0	0	5.8	
at Florida St.	01/21/2024		03:57	0-1	.000	0-0	.000	0-0	.000	0	1	1	2.8	1	0	0	0	0	0	5.4	
Pittsburgh	01/25/2024		07:16	1-3	.333	1-2	.500	0-0	.000	0	0	0	2.6	1	0	0	0	0	3	5.3	
North Carolina	01/28/2024	*	30:18	5-9	.556	4-5	.800	0-0	.000	1	6	7	2.8	2	2	1	0	2	14	5.8	
at Virginia Tech	02/01/2024	*	20:57	0-5	.000	0-5	.000	0-0	.000	0	4	4	2.9	0	0	0	0	1	0	5.5	
Clemson	02/04/2024	*	37:24	9-15	.600	6-11	.545	0-0	.000	1	2	3	2.9	1	4	1	4	1	24	6.4	
at Boston College	02/08/2024	*	24:06	3-6	.500	2-5	.400	2-2	1.000	2	6	8	3.1	3	3	2	1	0	10	6.6	
at Wake Forest	02/11/2024	*	34:55	5-9	.556	2-5	.400	1-1	1.000	0	6	6	3.3	0	1	1	2	1	13	6.9	
Syracuse	02/18/2024	*	28:04	3-9	.333	2-7	.286	2-2	1.000	0	3	3	3.3	1	5	0	2	0	10	7.0	
Miami (FL)	02/22/2024	*	20:49	0-4	.000	0-3	.000	2-2	1.000	2	4	6	3.4	0	2	1	3	1	2	6.8	
at Louisville	02/25/2024	*	27:56	1-6	.167	0-4	.000	2-2	1.000	0	2	2	3.3	1	1	1	0	0	4	6.7	
at Duke	02/29/2024	*	06:44	0-3	.000	0-2	.000	0-0	.000	1	0	1	3.2	2	0	0	0	0	0	6.4	
<b>Totals</b>			<b>17</b>	<b>523:27</b>	<b>56-159</b>	<b>.352</b>	<b>36-109</b>	<b>.330</b>	<b>19-22</b>	<b>.864</b>	<b>20</b>	<b>64</b>	<b>84</b>	<b>3.2</b>	<b>34</b>	<b>23</b>	<b>23</b>	<b>23</b>	<b>12</b>	<b>167</b>	<b>6.4</b>

## Player Averages

Games Played	Minutes/game	Points/game	FG Pct	3FG Pct	FT Pct	Rebounds/game	Assists/game	Turnovers/game	Assist/Turnover ratio	Steals/game	Blocks/game
26	20.1	6.4	35.2	33.0	86.4	3.2	0.9	0.9	1.0	0.5	0.9



# 34 London Clarkson

Graduate Student • Forward • 6-2  
Pflugerville, Texas • Pflugerville HS • Florida State

## 2023-24

- Recorded a career-high four blocked shots at Georgia Tech (1/4)
- Tied for a career-high three assists at La Salle (12/3)
- Scored a season-high 17 points in 87-81 overtime win over Missouri (11/30)

## 2022-23

- All-ACC Academic Team
- Presented the "Teammate of the Year" award for women's basketball at the 2023 Hoos Choice Awards
- Appeared in 29 games with two starts
- Averaged 6.9 points and 3.6 rebounds per game
- Recorded 21 blocked shots and 16 steals
- Scored a career-high 18 points against Boston College (1/15), going 14-of-14 from the free throw line. She set the program's single-game record for free throw efficiency, eclipsing the Ariana Moorer's 2012 record of 13-of-13
- Back-to-back 15-point games at Syracuse (1/6) and at home against Virginia Tech (1/5)
- Came off the bench to score a career-high 23 points at North Carolina (2/2)
- Made her first start of the season at Pittsburgh, grabbing a career-high 10 rebounds (2/5)

## CAREER STATISTICS

### CLARKSON, London

SEASON	TEAM	GP-GS	MIN/AVG	Field Goals		3-Point		F-Throws		Rebounds				Scoring						
				FG-FGA	FG%	3FG-3FGA	3FG%	FT-FTA	FT%	OFF	DEF	TOT	AVG	PF-FO	A	TO	BLK	STL	PTS	AVG
2019-20	FSU	25-0	187/7.5	7-16	.438	0-0	.000	16-23	.696	15	21	36	1.4	22-0	9	9	3	3	30	1.2
2021-22	UVa	27-20	643/23.8	50-108	.463	0-2	.000	41-73	.562	39	65	104	3.9	93-8	24	68	15	24	141	5.2
2022-23	UVa	29-2	568/19.6	75-131	.573	0-1	.000	50-75	.667	49	55	104	3.6	80-3	19	53	21	16	200	6.9
2023-24	UVa	24-14	519/21.6	48-108	.444	0-0	.000	62-85	.729	45	54	99	4.1	76-2	17	32	16	24	158	6.6
<b>TOTAL FOR UVa</b>		<b>80-36</b>	<b>1730/21.6</b>	<b>173-347</b>	<b>.499</b>	<b>0-3</b>	<b>.000</b>	<b>153-233</b>	<b>.657</b>	<b>133</b>	<b>174</b>	<b>307</b>	<b>3.8</b>	<b>249-13</b>	<b>60</b>	<b>153</b>	<b>52</b>	<b>64</b>	<b>499</b>	<b>6.2</b>
<b>TOTAL</b>		<b>105-36</b>	<b>1917/18.3</b>	<b>180-363</b>	<b>.496</b>	<b>0-3</b>	<b>.000</b>	<b>169-256</b>	<b>.660</b>	<b>148</b>	<b>195</b>	<b>343</b>	<b>3.3</b>	<b>271-13</b>	<b>69</b>	<b>162</b>	<b>55</b>	<b>67</b>	<b>529</b>	<b>5.0</b>

### Single Game Highs

Statistic	Value	
Points	23	at North Carolina 02/02/23
Rebounds	10	at Pittsburgh 02/05/23
Assists	3	4 times
Steals	4	vs Pittsburgh 02/20/22
Blocks	4	at Georgia Tech 01/04/24
FG Made	8	at North Carolina 02/02/23
FG Attempts	15	vs Virginia Tech 01/29/23
3FG Attempts	1	vs Virginia Tech 01/27/22, vs American 12/07/21, at Pittsburgh 02/05/23
FT Made	14	vs Boston College 01/15/23
FT Attempts	14	vs Boston College 01/15/23

## 2023-24 GAME-BY-GAME STATISTICS

### #34 CLARKSON, London

Opponent	Date	GS	MIN	Total		3-Pointers		Free throws		Rebounds				PF	A	TO	BLK	STL	PTS	AVG
				FG-FGA	PCT	3FG-3FGA	PCT	FT-FTA	PCT	OFF	DEF	TOT	AVG							
Campbell	11/12/2023	*	28:43	3-7	.429	0-0	.000	6-6	1.000	1	2	3	3.0	2	2	1	0	2	12	12.0
William & Mary	11/15/2023	*	19:45	2-4	.500	0-0	.000	2-2	1.000	1	3	4	3.5	4	0	1	2	1	6	9.0
Oklahoma	11/19/2023	*	19:34	4-8	.500	0-0	.000	5-6	.833	4	0	4	3.7	4	0	1	0	3	13	10.3
vs Tulane	11/24/2023	*	15:46	0-4	.000	0-0	.000	1-2	.500	3	1	4	3.8	1	1	0	1	3	1	8.0
vs LSU	11/25/2023		19:05	1-2	.500	0-0	.000	2-2	1.000	3	0	3	3.6	4	1	1	0	0	4	7.2
Missouri	11/30/2023		31:36	5-6	.833	0-0	.000	7-8	.875	4	3	7	4.2	2	1	0	0	1	17	8.8
at La Salle	12/03/2023		19:46	4-6	.667	0-0	.000	3-4	.750	4	3	7	4.6	4	3	2	0	1	11	9.1
Wofford	12/16/2023	*	32:45	2-4	.500	0-0	.000	3-4	.750	4	5	9	5.1	2	1	1	1	0	7	8.9
Fordham	12/21/2023		26:02	3-4	.750	0-0	.000	3-4	.750	1	1	2	4.8	1	0	1	2	1	9	8.9
NC State	12/31/2023	*	15:46	1-4	.250	0-0	.000	1-2	.500	0	1	1	4.4	4	0	1	1	0	3	8.3
at Georgia Tech	01/04/2024	*	24:17	4-5	.800	0-0	.000	3-7	.429	2	4	6	4.5	5	0	2	4	2	11	8.5
Duke	01/07/2024	*	17:50	0-3	.000	0-0	.000	3-4	.750	3	1	4	4.5	4	0	1	0	0	3	8.1
at NC State	01/11/2024		09:05	0-2	.000	0-0	.000	0-0	.000	1	2	3	4.4	2	0	1	0	0	0	7.5
at North Carolina	01/14/2024		31:33	4-7	.571	0-0	.000	2-4	.500	1	6	7	4.6	4	0	0	0	1	10	7.6
Notre Dame	01/18/2024	*	18:03	2-4	.500	0-0	.000	1-2	.500	2	3	5	4.6	5	0	4	1	0	5	7.5
at Florida St.	01/21/2024	*	28:11	4-9	.444	0-0	.000	2-5	.400	3	3	6	4.7	4	3	2	1	2	10	7.6
Pittsburgh	01/25/2024	*	29:21	0-4	.000	0-0	.000	3-4	.750	1	6	7	4.8	3	2	2	1	0	3	7.4
North Carolina	01/28/2024	*	21:50	3-5	.600	0-0	.000	4-5	.800	0	2	2	4.7	4	0	3	0	0	10	7.5
at Virginia Tech	02/01/2024	*	20:01	1-2	.500	0-0	.000	1-2	.500	0	1	1	4.5	3	0	1	0	0	3	7.3
Clemson	02/04/2024	*	14:30	1-4	.250	0-0	.000	0-0	.000	0	2	2	4.4	3	0	0	0	0	2	7.0
Syracuse	02/18/2024		12:33	0-3	.000	0-0	.000	2-2	1.000	1	0	1	4.2	2	2	1	0	2	2	6.8
Miami (FL)	02/22/2024		17:40	1-3	.333	0-0	.000	2-2	1.000	2	2	4	4.2	2	0	1	1	0	4	6.6
at Louisville	02/25/2024		17:05	1-4	.250	0-0	.000	2-2	1.000	3	1	4	4.2	4	0	2	1	2	4	6.5
at Duke	02/29/2024		27:43	2-4	.500	0-0	.000	4-6	.667	1	2	3	4.1	3	1	3	0	3	8	6.6
<b>Totals</b>		<b>14</b>	<b>518:30</b>	<b>48-108</b>	<b>.444</b>	<b>0-0</b>	<b>.000</b>	<b>62-85</b>	<b>.729</b>	<b>45</b>	<b>54</b>	<b>99</b>	<b>4.1</b>	<b>76</b>	<b>17</b>	<b>32</b>	<b>16</b>	<b>24</b>	<b>158</b>	<b>6.6</b>

### Player Averages

Games Played	Minutes/game	Points/game	FG Pct	3FG Pct	FT Pct	Rebounds/game	Assists/game	Turnovers/game	Assist/Turnover ratio	Steals/game	Blocks/game
24	21.6	6.6	44.4	0.0	72.9	4.1	0.7	1.3	0.5	1.0	0.7



# 41 Taylor Lauterbach

Graduate Student • Center • 6-7  
Appleton, Wisc • Appleton West HS • K-State

## 2023-24

- Made one 3-pointer and recorded four rebounds and three blocks against No. 3 NC State (12/31)

## 2020-23 AT K-STATE

- Played in 2022 Red Bull USA Basketball 3X Nationals
- Two-time Big 12 Commissioner's Honor Roll
- 2022 and 2023 Academic All-Big 12 First Team
- Appeared in 75 games with five starts her junior seasons

## BACKGROUND

- 2020 and 13th among post players
- Ranked as the 13th center in the nation by ESPNW Hoopgurlz for the Class of 2020
- 2020 McDonald's All-American Game nominee
- 2020 Wisconsin Basketball Coaches Association (WBCA) D1 All-State Honorable Mention
- 2020 All-Fox Valley Association First Team after twice being named to the second team

## CAREER STATISTICS

### LAUTERBACH, Taylor

SEASON	TEAM	GP-GS		MIN/AVG		Field Goals		3-Point		F-Throws		Rebounds				Scoring									
		GP	GS	MIN	AVG	FG-FGA	FG%	3FG-3FGA	3FG%	FT-FTA	FT%	OFF	DEF	TOT	AVG	PF-FO	A	TO	BLK	STL	PTS	AVG			
2020-21	KState	24	0	222	9.2	19	44	.432	1	6	.167	7	20	21	40	61	2.5	25	0	7	18	17	0	46	1.9
2021-22	KState	31	0	244	7.9	17	55	.309	0	4	.000	10	12	10	42	52	1.7	32	0	3	15	13	2	44	1.4
2022-23	KState	20	5	144	7.2	9	29	.310	1	1	1.000	6	6	8	25	33	1.7	28	0	3	11	12	3	25	1.3
2023-24	UVa	20	0	131	6.5	6	27	.222	2	9	.222	7	10	12	27	39	2.0	22	0	2	13	9	2	21	1.1
<b>TOTAL FOR UVa</b>	<b>20-0</b>	<b>131</b>	<b>6.5</b>	<b>6-27</b>	<b>.222</b>	<b>2-9</b>	<b>.222</b>	<b>7-10</b>	<b>.700</b>	<b>12</b>	<b>27</b>	<b>39</b>	<b>2.0</b>	<b>22-0</b>	<b>2</b>	<b>13</b>	<b>9</b>	<b>2</b>	<b>21</b>	<b>1.1</b>					
<b>TOTAL</b>	<b>95-5</b>	<b>741</b>	<b>7.8</b>	<b>51-155</b>	<b>.329</b>	<b>4-20</b>	<b>.200</b>	<b>30-48</b>	<b>.625</b>	<b>51</b>	<b>134</b>	<b>185</b>	<b>1.9</b>	<b>107-0</b>	<b>15</b>	<b>57</b>	<b>51</b>	<b>7</b>	<b>136</b>	<b>1.4</b>					

### Single Game Highs

Statistic	Value	
Points	10	vs Western Ky. 11/14/21
Rebounds	16	vs Idaho St. 12/08/20
Assists	3	vs Idaho St. 12/08/20
Steals	2	vs Rider 12/06/23
Blocks	6	at Central Ark. 12/05/20
FG Made	4	vs Western Ky. 11/14/21
FG Attempts	9	vs Idaho St. 12/08/20
3FG Made	1	4 times
3FG Attempts	3	vs NC State 12/31/23
FT Made	3	at Central Ark. 12/05/20
FT Attempts	8	at Central Ark. 12/05/20

## 2023-24 GAME-BY-GAME STATISTICS

### #41 LAUTERBACH, Taylor

Opponent	Date	GS	MIN	Total		3-Pointers		Free throws		Rebounds				PF A TO BLK STL PTS AVG							
				FG-FGA	PCT	3FG-3FGA	PCT	FT-FTA	PCT	OFF	DEF	TOT	AVG	PF	A	TO	BLK	STL	PTS	AVG	
UMES	11/08/2023		09:33	0-0	.000	0-0	.000	1-2	.500	1	3	4	4.0	1	0	3	0	0	0	1	1.0
Campbell	11/12/2023		06:09	0-0	.000	0-0	.000	0-0	.000	0	1	1	2.5	3	0	1	0	0	0	0	0.5
William & Mary	11/15/2023		08:53	1-3	.333	0-1	.000	0-0	.000	1	4	5	3.3	1	0	1	1	0	0	2	1.0
vs Tulane	11/24/2023		04:08	0-2	.000	0-0	.000	0-0	.000	0	2	2	3.0	1	0	0	0	0	0	0	0.8
at La Salle	12/03/2023		09:10	0-1	.000	0-0	.000	2-2	1.000	0	2	2	2.8	1	1	0	2	0	2	2	1.0
Rider	12/06/2023		07:21	1-1	1.000	0-0	.000	0-0	.000	1	1	2	2.7	2	0	1	0	2	2	2	1.2
Wofford	12/16/2023		07:51	0-2	.000	0-2	.000	0-0	.000	2	1	3	2.7	1	0	1	0	0	0	0	1.0
NC State	12/31/2023		10:48	1-5	.200	1-3	.333	0-0	.000	0	4	4	2.9	2	0	0	3	0	3	0	1.3
Duke	01/07/2024		04:29	0-1	.000	0-0	.000	0-0	.000	1	0	1	2.7	2	0	0	0	0	0	0	1.1
at NC State	01/11/2024		13:45	0-3	.000	0-0	.000	0-0	.000	1	1	2	2.6	0	0	0	0	0	0	0	1.0
at North Carolina	01/14/2024		03:32	1-1	1.000	0-0	.000	1-2	.500	0	0	0	2.4	0	0	0	0	0	0	3	1.2
Notre Dame	01/18/2024		10:00	1-2	.500	1-1	1.000	2-2	1.000	0	2	2	2.3	3	0	3	1	0	5	1.5	
at Florida St.	01/21/2024		04:38	0-0	.000	0-0	.000	0-0	.000	0	1	1	2.2	0	0	0	0	0	0	0	1.4
Pittsburgh	01/25/2024		05:48	0-0	.000	0-0	.000	0-0	.000	1	1	2	2.2	3	1	1	0	0	0	0	1.3
North Carolina	01/28/2024		05:05	0-1	.000	0-0	.000	1-2	.500	2	1	3	2.3	0	0	0	0	0	0	1	1.3
at Virginia Tech	02/01/2024		02:49	0-0	.000	0-0	.000	0-0	.000	0	0	0	2.1	0	0	0	0	0	0	0	1.2
at Boston College	02/08/2024		00:02	0-0	.000	0-0	.000	0-0	.000	0	0	0	2.0	0	0	0	0	0	0	0	1.1
Miami (FL)	02/22/2024		03:56	0-2	.000	0-1	.000	0-0	.000	0	2	2	2.0	0	0	0	1	0	0	0	1.1
at Louisville	02/25/2024		02:10	0-0	.000	0-0	.000	0-0	.000	1	0	1	1.9	0	0	0	0	0	0	0	1.0
at Duke	02/29/2024		10:52	1-3	.333	0-1	.000	0-0	.000	1	1	2	2.0	2	0	2	1	0	2	2	1.1
<b>Totals</b>		<b>0</b>	<b>130:58</b>	<b>6-27</b>	<b>.222</b>	<b>2-9</b>	<b>.222</b>	<b>7-10</b>	<b>.700</b>	<b>12</b>	<b>27</b>	<b>39</b>	<b>2.0</b>	<b>22</b>	<b>2</b>	<b>13</b>	<b>9</b>	<b>2</b>	<b>21</b>	<b>1.1</b>	

### Player Averages

Games Played	Minutes/game	Points/game	FG Pct	3FG Pct	FT Pct	Rebounds/game	Assists/game	Turnovers/game	Assist/Turnover ratio	Steals/game	Blocks/game
20	6.5	1.1	22.2	22.2	70.0	2.0	0.1	0.7	0.2	0.1	0.5



# 2023-24 BROADCAST SHEET




**#0 OLIVIA MCGHEE**  
6-2 Guard  
Mineral, Va.



**#1 PARIS CLARK**  
5-8 Guard  
The Bronx, N.Y.



**#4 JILLIAN BROWN**  
5-10 Guard  
Grand Rapids, Mich.



**#5 YONTA VAUGHN**  
5-8 Guard  
District Heights, Md.



**#10 MIR MCLEAN**  
5-11 Guard/Forward  
Baltimore, Md.




**#12 EDESSA NOYAN**  
6-3 Forward  
Södertälje, Sweden



**#14 KAYDAN LAWSON**  
6-0 Guard  
Cleveland, Ohio



**#20 CAMRYN TAYLOR**  
6-2 Forward  
Peoria, Ill.



**#21 KYMORA JOHNSON**  
5-7 Guard  
Charlottesville, Va.



**#23 ALEXIA SMITH**  
5-8 Guard  
Columbus, Ohio



**#32 CADY PAULEY**  
5-11 Guard  
Milan, Mo.



**#33 SAM BRUNELLE**  
6-2 Forward  
Ruckersville, Va.



**#34 LONDON CLARKSON**  
6-2 Forward  
Pflugerville, Texas



**#41 TAYLOR LAUTERBACH**  
6-7 Center  
Appleton, Wisc.



**Amaka Agugua-Hamilton**  
Head Coach  
2nd Season



**CJ Jones**  
Assistant Coach  
2nd Season



**Tori Jankoska**  
Assistant Coach  
2nd Season



**Alysiah Bond**  
Assistant Coach  
2nd Season



**Janko Popovic**  
Assistant Coach  
2nd Season