



NC STATE BASKETBALL

2 NATIONAL CHAMPIONSHIPS

27 NCAA APPEARANCES

17 CONFERENCE CHAMPIONSHIPS

20 ALL AMERICANS

GAME #35 - (10) NC STATE WOLFPACK (20-14, 9-11) vs. (3) VIRGINIA CAVALIERS (23-9, 13-7)

FRIDAY, MARCH 15

9:30 PM

CAPITAL ONE ARENA

ESPN2: PLAY-BY-PLAY: DAN SHULMAN ANALYST: JAY BILAS REPORTER: JESS SIMS

RADIO (WOLFPACK SPORTS NETWORK): PLAY-BY-PLAY: GARY HAHN ANALYST: TONY HAYNES

NC STATE WOLFPACK

KEVIN KEATTS
HEAD COACH

20-14
OVERALL

9-11
ACC

133-93

RECORD AT NC STATE - 7TH SEASON

205-121

CAREER RECORD - 10TH SEASON



VS.



VIRGINIA CAVALIERS

TONY BENNETT
HEAD COACH

23-9
OVERALL

13-7
ACC

364-134

RECORD AT UVA - 15TH SEASON

433-167

CAREER RECORD - 18TH SEASON

PACK TRACKS

- » NC State beat Duke, 74-69, in the ACC Tournament quarterfinals on Thursday night to advance to the semifinals for the first time since the 2014 season.
- » The Blue Devils led 28-24 with under six minutes remaining in the first half, but the Pack closed the first period by outscoring Duke, 11-4, and then opened the second half by scoring the first six points to open a nine-point lead. Duke would get back within two, 50-48, with 11:47 to go, but a 12-4 NC State run gave the Pack a 62-52 advantage with 6:20 to play. The Blue Devils had one final spur in it, cutting its deficit to two, 71-69, with 19 seconds remaining, but DJ Horne made two free throws with 15 seconds left and the Pack got a stop on Duke's ensuing possession to seal the win.
- » Mohamed Diarra had a monster game for the Pack, finishing with a career-high 14 points and a career-high four blocks while also pulling down 16 rebounds, the second-most in a single game in his career. Diarra also had a team-high and career-high tying three steals. In the last two games, Diarra has set or reset his career-highs in points, offensive rebounds (7 vs. Syracuse), assists (6 vs. Syracuse), steals and blocks.
- » Michael O'Connell added 12 points for the Pack and has now scored in double figures in all three ACC Tournament games. Coming into the ACC Tournament, O'Connell had only scored in double figures three times in 31 regular season games. In the tourney, O'Connell is 14-of-22 (63.6%) from the field, including 6-of-8 (75%) from three-point range.
- » DJ Horne led NC State with 18 points in the win over Duke. Horne's final point of the night - a free throw that gave NC State a two-possession lead with 15 seconds to go - was the 2,000th point of his collegiate career.
- » NC State has featured a balanced offensive attack in the ACC Tournament. The Pack had five players in double figures in wins over Louisville and Duke and four players in double figures in the win over Syracuse. In the three games prior to the ACC Tournament (all losses), NC State only had two players in double figures against UNC and Duke and only one player reached double figures in the regular season finale at Pitt.

PROJECTED NC STATE STARTERS

BASED ON LAST GAME

1 JAYDEN TAYLOR
6-4 - 195 - JR - INDIANAPOLIS, IN

PTS	REB	AST	MPG
12.5	4.0	1.4	28.5



TAYLOR: Averaging 16.9 ppg in last 7 outings ... Second on team in scoring/steals & 3FG made ... Team-high 18 pts, career-high 9 rebs vs. Syracuse on 3/13 ... Scored 18 pts, grabbed then career-high 8 rebs, tied career-high with 4 steals vs. Louisville on 3/12 ... Scored career-high 28 pts at Pitt on 3/9 ... Transferred to NC State after 2 seasons at Butler ... Averaged 12.9 pts/3.8 reb/1.3 stl per game last season ... Led Butler in scoring & steals

12 MICHAEL O'CONNELL
6-2 - 195 - GR - MINEOLA, NY

PTS	REB	AST	MPG
5.4	3.3	3.0	23.2



O'CONNELL: Leads team in assists Has assist/TO of 2.91 ... NC State is 16-4 this season when he has 3+ assists ... Started last 14 games ... Scored season-high 16 pts & had season-high tying 3 stls vs. Louisville on 3/12 ... Scored 11 pts & had 6 asts in win at Louisville on 1/13 ... Played three seasons at Stanford, starting 76 of 89 games ... Graduated from Stanford in 3 years with degree in economics

14 CASEY MORSELL
6-3 - 200 - GR - FT. WASHINGTON, MD

PTS	REB	AST	MPG
11.6	2.8	1.8	32.2



MORSELL: Scored 25 pts - most in career against an ACC opponent - in win over Louisville on 3/12 ... Scored career-high 28 pts vs. BYU on 11/24 ... 5th-year player, started career at UVA for 2 years & has been at NC State for last 3 ... Averaged 11.8 pts & 4.4 rpg last season ... Made 78 three-pointers last season and shot 41.1% from 3-point range ... Ranked 6th in the ACC in 3PT% last season

23 MOHAMED DIARRA
6-10 - 215 - JR - MONTREUIL, FRANCE

PTS	REB	BLK	MPG
5.7	7.1	0.9	20.0



DIARRA: Averaging 9.0 pts, 9.6 rebs & 1.7 bpg in last 11 games ... Led team in rebounding in 9 of last 11 games ... Started 15x this season ... Leads team in rebounding and ranked 5th in ACC-only games with 8.0 rpg avg ... Has scored in double figures in 2 of last 5 games ... Has led team in rebounding in 11 of last 16 games ... Came to NC State after one season at Missouri.

30 DJ BURNS, JR.
6-9 - 275 - GR - ROCK HILL, SC

PTS	REB	FG%	MPG
12.0	3.9	50.3	24.3



BURNS: Scored season-high 27 pts on 12-19 FGs vs. Duke on 3/4 ... Posted double-double with 14 points & career-high 12 rebounds vs. UT Martin on 12/12 ... Added career-best 5 blocks vs. UTM ... Avg. 12.5 pts & 4.8 rpg last season ... Upped average to 16.5 points per game in ACC play ... Honorable Mention All-ACC selection ... Scored career-high 31 points in win at Wake Forest on 1/28/23.

RECORD

20-14

ACC	9-11
Non-Conference	8-3
Home	12-5
Neutral	4-2
Road	4-7

2023-24 SCHEDULE

DATE	OPPONENT	TIME	TV	RESULT
NOVEMBER (4-2)				
6	The Citadel	7 PM	ACCNX	W, 72-59
10	Abilene Christian	7 PM	ACCNX	W, 84-64
17	Charleston Southern	7 PM	ACCNX	W, 87-53
23	Vanderbilt - 1	10 PM	ESPN2	W, 84-78
24	#rv/rv BYU - 1	10 PM	ESPN2	L, 86-95
28	at #rv/- Ole Miss	9 PM	ESPN2	L, 52-72

DECEMBER (5-1)				
2	at Boston College	4 PM	ACCN	W, 84-78 (ot)
6	MD Eastern Shore	7 PM	ACCNX	W, 93-61
12	UT Martin	7 PM	ACCN	W, 81-67
16	#12/10 Tennessee - 2	10 PM	ESPN2	L, 70-79
20	Saint Louis	7 PM	ACCNX	W, 82-70
23	Detroit	1 PM	ACCN	W, 83-66

JANUARY (5-4)				
3	at Notre Dame	9 PM	ACCN	W, 54-52
6	Virginia	2 PM	ACCN	W, 76-60
10	#7/7 North Carolina	8 PM	ESPN	L, 54-67
13	at Louisville	12 PM	THE CW	W, 89-83
16	#rv/rv Wake Forest	7 PM	ACCN	W, 83-76
20	Virginia Tech	12 PM	THE CW	L, 78-84
24	at Virginia	7 PM	ACCN	L, 53-59 (ot)
27	at Syracuse	7 PM	ACCN	L, 65-77
30	Miami	9 PM	ESPN2	W, 74-68

FEBRUARY (3-4)				
3	Georgia Tech	5:30 PM	THE CW	W, 82-76
7	Pitt	7 PM	ESPNU	L, 64-67
10	at Wake Forest	4 PM	ACCN	L, 79-83
17	at #rv/rv Clemson	7:45 PM	THE CW	W, 78-77
20	Syracuse	7 PM	ESPN2	L, 83-87
24	Boston College	2 PM	ACCN	W, 81-70
27	at Florida State	9 PM	ESPN2	L, 83-90

MARCH (3-3)				
2	at #9/8 North Carolina	4 PM	ESPN	L, 70-79
4	#9/8 Duke	7 PM	ESPN	L, 64-79
9	at Pitt	7:45 PM	THE CW	L, 73-81
12	Louisville - 3	4:30 PM	ACCN	W, 94-85
13	Syracuse - 3	7 PM	ESPN2	W, 83-65
14	#11/11 Duke-3	7 PM	ESPN	W, 74-69
15	Virginia-3	9:30 PM	ESPN2	

- 1 - Vegas Showdown (Las Vegas, Nev.)
- 2 - Hall of Fame Showcase (San Antonio, Texas)
- 3 - ACC Tournament (Washington, D.C.)

NC STATE COMMUNICATIONS

CRAIG HAMMEL

DIRECTOR/MBB CONTACT

EMAIL: CWHAMME2@NCSUEDU
CELL: 317-292-0858

QUICK FACTS

Location Raleigh, N.C.
 Founded March 7, 1887
 Enrollment: 36,304
 Nickname: Wolfpack
 Mascot: Mr. and Ms. WUF
 School Colors: Red (PMS 186) and White
 Conference: Atlantic Coast
 Chancellor: Dr. Randy Woodson
 Athletics Director: Boo Corrigan
 Athletics Dept. Phone: 919-515-2101
 Basketball Office Phone: 919-515-3134
 Ticket Office Phone: 919-865-1510

PNC ARENA

Capacity: 19,500
 Record at PNC Arena: 283-121 (.700)
 Record at PNC Arena (Keatts): ... 77-31 (.713)

MEDIA INFORMATION

Credentials are issued to working members of the media only. Requests should be made online via NC State's application link (<https://app.gopack.com/MBMedia>).

Any questions can be sent to Craig Hammel, Director of Athletics Communications.

Head coach Kevin Keatts and select players will regularly conduct media availabilities throughout the season. Email Craig if you'd like to be added to the NC State men's basketball distribution list.

ACC COACHES WEEKLY ZOOM

ACC head basketball coaches will be featured on nine Monday zooms during the 2023-24 season. The season's first teleconference will take place with all 15 coaches on Monday, January 8, 2024. Each coach will have 10 minutes to make an opening statement and answer questions. Email Andy Fledderjohann (afledder@theacc.org) to receive the weekly zoom link.

Kevin Keatts' ACC Zoom Schedule

Monday, Jan. 8 - 11:20 a.m.
 Monday, Jan. 15 - 11:10 a.m.
 Monday, Jan. 22 - 11:10 a.m.
 Monday, Jan. 29 - 11:10 a.m.
 Monday, Feb. 5 - 11:10 a.m.
 Monday, Feb. 12 - 11:10 a.m.
 Monday, Feb. 19 - 11:20 a.m.
 Monday, Feb. 26 - 11:00 a.m.

ATHLETICS COMMUNICATION STAFF



Craig Hammel (Primary)
 Email: cwhamme2@ncsu.edu
 Cell: 317-292-0858
 Twitter: @Hammel_Craig



Anne Hirschfeld (Secondary)
 Email: ahirsch2@ncsu.edu

NC STATE NUMERICAL ROSTER

No.	Name	Pos.	Class	Ht.	Wt.	Hometown/High School (Previous College)
0	DJ Horne	G	Gr.	6-1	180	Raleigh, N.C./Trinity Christian (Arizona State)
1	Jayden Taylor	G	Jr.	6-4	195	Indianapolis, Ind./Perry Meridian (Butler)
2	Kam Woods	G	Jr.	6-2	185	Bessemer, Ala./Pinson Valley (North Carolina A&T)
3	MJ Rice	G	So.	6-5	215	Henderson, N.C./Prolific Prep (Calif.) (Kansas)
4	LJ Thomas	G	So.	6-2	205	Plant City, Fla./Bull Durham Prep (N.C.)
10	Breon Pass	G	Jr.	6-0	175	Reidsville, N.C./Reidsville
11	Dennis Parker Jr.	G	Fr.	6-6	205	Richmond, Va./John Marshall
12	Michael O'Connell	G	Gr.	6-2	195	Mineola, N.Y./Blair Academy (N.J.) (Stanford)
13	KJ Keatts	G	So.	5-10	165	Cary, N.C./Grace Christian School
14	Casey Morsell	G	Gr.	6-3	200	Ft. Washington, Md./St. John's College (Virginia)
20	Alex Nunnally	G	Jr.	6-2	180	Cary, N.C./Cary Academy
22	Jordan Snell	G	So.	6-2	165	Cary, N.C./Panther Creek
23	Mohamed Diarra	F	Jr.	6-10	215	Montreuil, France/Redemption Christian (Missouri)
24	Ernest Ross	F	Jr.	6-9	200	Alachua, Fla./Santa Fe
30	DJ Burns, Jr.	F	Gr.	6-9	275	Rock Hill, S.C./York Preparatory Academy (Winthrop)
34	Ben Middlebrooks	F	Jr.	6-10	240	Fort Lauderdale, Fla./Westminster Academy (Clemson)

COACHING STAFF

Head Coach: Kevin Keatts, 7th Season (Marshall '11)

Assistant Coach: Joel Justus, 2nd Season (UNC-Wilmington '04)

Assistant Coach: Kareem Richardson, 2nd Season (Evansville '97)

Assistant Coach: Levi Watkins, 2nd Season (NC State '05)

Assistant Coach: Larry Dixon, 1st Season (Johnson C. Smith '96)

Assistant Coach/Director of Operations: Steve Snell, 4th Season (Radford '88)

Strength and Conditioning Coach: Pat Murphy, 7th Season (UNC-Wilmington '04)

Director of Player Personnel: Anthony Wright, 7th Season (Maine '99)

Director of Scouting/Quality Control: John Janovsky, 2nd Season (Pittsburgh '04)

Video Coordinator: Jackson Hayzlett, 3rd Season (Bowling Green '14)

Assistant Director of Operations: Chris Zupko, 4th Season (Roanoke College '95)

Assistant Athletic Trainer: Ron Cooper, 5th Season (Daemen College '13)

PRONUNCIATION GUIDE:

DJ Horne (Horn)

Mohamed Diarra (DEE-r-uh)

Casey Morsell (More-SELL)

Alex Nunnally (NONE-uh-lee)

ROSTER BREAKDOWN:

By Class:

Graduate (4): DJ Burns, Jr., DJ Horne, Casey Morsell, Michael O'Connell*

Senior (0):

Junior (7): Mohamed Diarra, Ben Middlebrooks, Alex Nunnally, Breon Pass, Ernest Ross, Jayden Taylor, Kam Woods

Sophomore (4): KJ Keatts, MJ Rice, Jordan Snell, LJ Thomas

Freshman (1): Dennis Parker, Jr.

*- O'Connell graduated from Stanford in three years and has two seasons of eligibility remaining

By State:

North Carolina (6): Horne, Keatts, Nunnally, Pass, Rice, Snell

Florida (3): Middlebrooks, Ross, Thomas

Alabama (1): Woods

Indiana (1): Taylor

Maryland (1): Morsell

New York (1): O'Connell

South Carolina (1): Burns

Virginia (1): Parker

International (1): Diarra (Montreuil, France)

Returns (8 - 5 scholarship/3 walk-ons)

DJ Burns, KJ Keatts, Casey Morsell, Alex Nunnally, Breon Pass, Ernest Ross, Jordan Snell, LJ Thomas

Newcomers (8 - 8 scholarship)

Mohamed Diarra, DJ Horne, Ben Middlebrooks, MJ Rice, Michael O'Connell, Dennis Parker, Jr., Jayden Taylor, Kam Woods

ACC 2023-24 PRESEASON POLL

School (First-place votes in parentheses)	Points
1. Duke (44)	757
2. Miami (5)	693
3. North Carolina (1)	670
4. Virginia (1)	593
5. Clemson	570
6. Wake Forest	440
7. NC State	420
8. Virginia Tech	390
9. Pitt	380
10. Syracuse	321
11. Florida State	294
12. Boston College	227
13. Georgia Tech	157
14. Louisville	108
15. Notre Dame	100

2023-24 PRESEASON ALL-ACC FIRST TEAM

Name, School	Votes
Kyle Filipowski, Duke	51
Armando Bacot, North Carolina	50
PJ Hall, Clemson	48
Reece Beekman, Virginia	44
Norchad Omier, Miami	42

2023-24 PRESEASON ALL-ACC SECOND TEAM

Name, School	Votes
Judah Mintz, Syracuse	39
Nijel Pack, Miami	34
Blake Hinson, Pitt	33
Tyrese Proctor, Duke	24
Quinten Post, Boston College	23

ACC PRESEASON PLAYER OF YEAR

Kyle Filipowski, Duke, 35 votes
 Armando Bacot, North Carolina, 13
 PJ Hall, Clemson, 2
 Tyrese Proctor, Duke, 1

ACC PRESEASON ROOKIE OF YEAR

Elliot Cadeau, North Carolina, 40 votes
 Jared McCain, Duke, 6
 Caleb Foster, Duke, 3
 Donald Hand Jr., Boston College, 1
 Carlton Carrington, Pitt, 1

NC STATE SERIES WITH VIRGINIA

- » Friday is the 157th all-time meeting all-time between NC State and Virginia. NC State leads the all-time series, 86-70.
- » Kevin Keatts is 4-6 against Virginia as head coach of the Pack.

EARLIER MEETINGS WITH VIRGINIA THIS SEASON

- » **Jan. 6 - NC State 76, Virginia 60 in PNC Arena:** NC State went on a 34-13 run between the end of the first half and beginning of the second half to turn a 19-15 deficit into a 49-32 lead with 14:50 left to play and never looked back as UVA never got closer than 13 the rest of the way. Dennis Parker, Jr. and Jayden Taylor led the way with 15 points while DJ Horne chipped in 14 points. Michael O'Connell came off the bench to score six points and pass out five assists against zero turnovers. Ben Middlebrooks added eight points and a team-high seven rebounds.
- » **Jan. 24 - Virginia 59, NC State 53 (OT) in John Paul Jones Arena:** NC State battled back from a 14-point second half deficit to take the lead late in the second half, but eventually lost to Cavs in overtime. The Pack trailed 35-21 early in the second half and still was down 37-25 with under 12 minutes to play when NC State started its comeback. A 7-0 run got the Pack within five with 9:32 to go. After a Virginia three pushed the advantage back to eight at 40-32, the Pack responded with a 9-0 run taking its first lead since it was 6-5 on a Michael O'Connell jumper with 4:27 left. UVA went on a mini 7-2 run to take a 47-43 lead with 2:21 to go, but the Pack would not let the Cavaliers score in regulation again. Trailing 47-45 with under 10 seconds to play, O'Connell tipped in a DJ Burns, Jr., miss to the game at 47 and send the game to overtime. UVA scored the first six points of the extra period and while the Pack was able to cut it to a one possession on two different occasions in the final two minutes, it could never catch up to the Cavaliers. Casey Morsell led the Pack with 13 points and three steals. Burns added 11 points and O'Connell finished with 10 points. Mohamed Diarra led the Pack with eight boards. NC State was held to a season-low 15 points in the first half.

NC STATE VS VIRGINIA IN ACC TOURNAMENT

- » NC State has a 14-3 advantage over Virginia in games played between the two programs in the ACC Tournament. The 14 wins over the Cavaliers in the ACC Tourney are the most for the Pack against all of the ACC teams.
- » The last time NC State and Virginia met in the ACC Tournament was in 2019 when the tournament was held in Charlotte. The Pack led the top-seed (and second ranked) Cavaliers, 29-27, at halftime, but UVA outscored NC State 49-27 in the final 20 minutes to win, 76-56. Virginia would lose the next night to Florida State, but three weeks later would win the National Championship.

NC STATE IN D.C. FOR THE ACC TOURNAMENT

- » NC State is 6-2 all-time in ACC Tournament games played in Washington D.C.
- » The last time the tournament was held in Washington D.C. was in 2016. NC State was the 12th-seed that season and beat 13th-seed Wake Forest in the first round, 75-72, before falling to fifth-seed Duke, 92-89, in the second round.
- » The other ACC Tournament held in Capital One Arena (then called the MCI Center) was in 2005. NC State was the seventh-seed and beat 10th-seed Florida State and 2nd-seed Wake Forest before falling to 3rd-seed Duke in the semifinals.

PACK ON PACE TO RESET LAST YEAR'S TURNOVER SCHOOL RECORD

- » NC State is on pace this season to break a school record it set last season for fewest turnovers in a season.
- » Last season, NC State finished seventh in the NCAA with an average of 9.4 turnovers per game. The Pack's 320 total turnovers for the season were the fewest in program history.
- » This season NC State has 326 total turnovers and is averaging 9.6 turnovers per game to rank 14th in the NCAA. The Pack has had single digit turnovers in 19 of 34 games this season. The Pack is 14-5 this season when it has fewer than 10 turnovers in a game.
- » Kevin Keatts' NC State teams have the top three spots on the fewest turnovers in a season list in the program record book.

MORSELL'S STARTING STREAK REACHES 81 GAMES

- » Casey Morsell started his 60th consecutive game on Jan. 3 when the Pack visited Notre Dame. The 60 consecutive starts broke a tie with former teammate Terquavion Smith as Morsell's starting streak is now the longest of any player in the Kevin Keatts era.
- » If Morsell starts every game the rest of the season he'll finish with the seventh-longest starting streak in program history.

HORNE CLIMBING PROGRAM'S SINGLE SEASON THREE-POINT CHART

- » Grad guard DJ Horne has made three or more three-pointers in 10 of his last 16 games. The Raleigh native now ranks tied for seventh on the program's single season three-point chart.
- » Horne ranks fourth in the ACC in three-pointers per game (2.8).

NC State Single Season Three-Point Chart

Name	Games Played	Threes Made
4. Scott Wood (2011-12)	36	95
5. Ralston Turner (2014-15)	36	94
6. Tom Gugliotta (1991-92)	30	93
T7. Terquavion Smith (2022-23)	34	91
T7. DJ Horne (2023-24)	33	91

HORNE'S RED-HOT STRETCH IN FEBRUARY WAS FIRST IN NINE YEARS

- » Grad guard DJ Horne scored 25+ points in five consecutive games from Feb. 3 to Feb. 20, the longest stretch of 25+ point games for an NC State player since Cat Barber did it five times during the 2015-16 season.
- » Horne fell one game short of being the first player to score 25+ points in six straight games since Duke's JJ Redick accomplished the feat in 2006.

NC STATE PLAYER CAREER STATS*(Stats from all stops in DI collegiate career)*

Scoring	Games	Points
DJ Horne	153	2000
DJ Burns	158	1961
Casey Morsell	151	1231
Jayden Taylor	99	1106
Kam Woods	67	787
Michael O'Connell	123	741
Ben Middlebrooks	94	321
Mohamed Diarra	58	269
Ernest Ross	60	143
Dennis Parker, Jr.	29	135
Breon Pass	80	134
LJ Thomas	42	104
MJ Rice	32	88
Jordan Snell	15	4
KJ Keatts	14	0
Alex Nunnally	22	0

Rebounds	Games	Rebounds
DJ Burns	158	660
DJ Horne	153	497
Casey Morsell	151	434
Jayden Taylor	99	354
Michael O'Connell	123	351
Mohamed Diarra	58	315
Ben Middlebrooks	94	261
Kam Woods	67	206
Ernest Ross	60	114
Dennis Parker, Jr.	29	93
LJ Thomas	42	75
Breon Pass	80	71
MJ Rice	32	41
Jordan Snell	15	3
Alex Nunnally	22	3
KJ Keatts	14	2

Assists	Games	Assists
Michael O'Connell	123	387
DJ Horne	153	319
DJ Burns	158	231
Casey Morsell	151	150
Kam Woods	67	141
Jayden Taylor	99	124
Ben Middlebrooks	94	39
Breon Pass	80	33
Mohamed Diarra	58	32
LJ Thomas	42	26
Dennis Parker, Jr.	29	11
Ernest Ross	60	9
MJ Rice	32	5
KJ Keatts	14	0
Jordan Snell	15	0
Alex Nunnally	22	0

Steals	Games	Steals
DJ Horne	153	159
Casey Morsell	151	128
Michael O'Connell	123	123
Jayden Taylor	99	108
DJ Burns	158	89
Kam Woods	67	73
Ben Middlebrooks	94	52
Mohamed Diarra	58	35
Dennis Parker, Jr.	29	21
LJ Thomas	42	20
Breon Pass	80	19
Ernest Ross	60	18
MJ Rice	32	9
KJ Keatts	14	0
Jordan Snell	15	0
Alex Nunnally	22	0

Blocks	Games	Blocks
DJ Burns	158	97
Casey Morsell	151	51
Mohamed Diarra	58	45
Ernest Ross	60	35
Ben Middlebrooks	94	35
Jayden Taylor	99	34
DJ Horne	153	12
Dennis Parker, Jr.	29	7
Michael O'Connell	123	7
LJ Thomas	42	3
Breon Pass	80	3
MJ Rice	32	2
Kam Woods	67	1
Jordan Snell	15	1
KJ Keatts	14	0
Alex Nunnally	22	0

PACK HAS DIVERSE OFFENSIVE ATTACK

- » NC State has had 10 different players reach double figures in scoring. An 11th player (Kam Woods) made his season-debut on Saturday, Dec. 16 vs. Tennessee and scored nine points in 18 minutes against the Volunteers. Last season in 34 games, only nine NC State players had a double-digit scoring performance. Six different players have led NC State in scoring this season (DJ Burns, DJ Horne, Ben Middlebrooks, Casey Morsell, Dennis Parker, Jr., and Jayden Taylor).

BURNS EFFICIENCY PUTS HIM ON PROGRAM'S CAREER FG% CHART

- » DJ Burns, Jr., led NC State and ranked fourth in the ACC last season in field goal percentage, making 56.1 percent of his field goal attempts
- » During the game vs. Abilene Christian on Nov. 10, Burns made his 200th field goal in an NC State uniform qualifying him for NC State's career field goal percentage list. He currently ranks 14th with a field goal percentage of 53.1%.

Name	FGM-FGA	FG%
1. Kevin Thompson (1990-93)	530-901	.588
2. D.J. Funderburk (2018-21)	340-589	.577
3. Paul Coder (1970-72)	442-779	.567
4. Chucky Brown (1985-89)	555-996	.557
5. TJ Warren (2012-14)	528-951	.555
6. Josh Powell (2001-03)	239-432	.553
7. David Thompson (1973-75)	939-1698	.553
8. Lorenzo Charles (1982-85)	583-1055	.552
9. Damon Thornton (1997-01)	343-627	.549
10. Omer Yurtseven (2016-18)	240-443	.542
14. DJ Burns, Jr. (2022-pres.)	367-691	.531

PACK LOOKING TO TURN BENCH BACK INTO AN ADVANTAGE

- » Kevin Keatts first four teams at NC State all averaged over 20 bench points per game and helped the Pack gain a significant advantage on its opponents as NC State had a +850 point advantage over its opponent in bench points in his first four years combined.
- » The last two seasons has seen that advantage negated by injuries two seasons ago and last year by a starting lineup that featured four double-digit scorers and three starters that averaged to play over 34 minutes per game. NC State's bench has averaged 12.7 points and 13.4 points per game the last two seasons and his been outscored by 276 points
- » This year, Keatts has indicated in his preseason press conferences that unlike last year, he thinks this team will have more spread out scoring and that they have six to seven players that given the game could lead the team in scoring.

NC State Bench Scoring

Season	NC State Bench	Opponent Bench	Margin
2017-18	720 (21.8)	523 (15.8)	+197 (+6.0)
2018-19	1,043 (29.0)	574 (15.9)	+469 (+13.1)
2019-20	661 (20.7)	521 (16.3)	+140 (+4.4)
2020-21	526 (21.0)	482 (19.3)	+44 (+1.8)
2021-22	407 (12.7)	638 (19.9)	-231 (-7.2)
2022-23	473 (13.4)	518 (15.2)	-45 (-1.3)
2023-24	675 (19.9)	550 (16.2)	+125 (+3.7)

DENNIS PARKER, JR., NAMED ACC ROOKIE OF THE WEEK (NOV. 27)

- » Dennis Parker, Jr., the only freshman on NC State's roster this season, was named ACC Rookie of the Week on Monday, Nov. 27 for his efforts the previous week in the Vegas Showdown.
- » He finished one rebound shy of a double-double in the Pack's win over Vanderbilt on Thanksgiving evening. The Richmond, Va., native scored 18 points on 7-of-10 shooting and added nine rebounds. He also had a team-high two blocks in the win and passed out two assists.

PACK'S 5-1 START TO ACC PLAY WAS BEST SINCE 1988-89 SEASON

- » NC State opened its 2023-24 ACC slate by winning five of its first six conference games. The 5-1 record for the Pack through six games was the best start since the 1988-89 team opened league play with a 5-1 record.
- » On its way to a 5-1 start in ACC play, the Pack won its first conference three road games. Its the first time since the 2001-02 season that NC State won its first three ACC road games.

NC STATE IN ACC RANKINGS*(Through 3/9/24)***Individual****Scoring**

8. DJ Horne 16.8

Rebounding

13. Mohamed Diarra 6.6

Field Goal Percentage

7. DJ Burns 50.0

Steals

13. DJ Horne 1.4

Three-Pointers Made Per Game

4. DJ Horne 2.8

Three-Pointers Percentage

1. DJ Horne 42.9

Category	Team	Rank	Stat
Scoring Offense		9th	75.5
Scoring Defense		9th	72.8
Scoring Margin		8th	+2.7
Free Throw %		10th	72.3
Field Goal %		10th	44.4
Field Goal % Defense		10th	44.5
3-Point FG Made/Game		11th	7.2
3-Point FG %		10th	34.6
Offensive Rebounds/Game		4th	10.6
Rebounding Margin		12th	-1.5
Defensive Rebound %		13th	70.5
Offensive Rebound %		6th	28.8
Blocked Shots		11th	3.3
Assists		11th	12.7
Steals		4th	7.2
Turnovers		3rd	9.6
Forcing Turnovers		3rd	12.6
Turnover Margin		4th	+2.9
Assist/Turnover Ratio		8th	1.33

NC STATE HAS BEEN ONE OF ACC'S BEST ON THE ROAD UNDER KEATTS

- » NC State head coach Kevin Keatts treats his players to ice cream for any win away from Raleigh. The Pack has eaten a lot of ice cream since he became head coach prior to the 2017-18 season.
- » Since the 2017-18 season, NC State has 28 conference road wins which is the fifth-most ACC conference road wins, behind only Virginia (46), Duke (41), North Carolina (37).

Team	ACC Road Wins Since 2017-18
1. Virginia	46
2. Duke	41
3. North Carolina	37
t4. NC State	28
t4. Florida State	28

QUOTABLE DJ

- » DJ Burns quickly became one of the more quotable players in the program last season. The fun-loving, gregarious post-player got used to being surrounded by media after every game. He showed at ACC Tipoff this October that he is ready to deliver the goods again when he answered a question of if there was a particular player that he modeled his game after.
- » **"I've always been big on footwork. I feel like playing in the post is something people have shied away from, but it's something I've always embraced. I feel like it's made me different. I watched a lot of Hakeem Olajuwon growing up, I just happened to end up with a Zach Randolph build."**

DJ HORNE WAS IN A FESTIVE MOOD IN THE MONTH OF DECEMBER

- » In six games in the month of December, DJ Horne averaged 18.8 points per game and shot 53.3 percent from the field. He made 24 three-pointers in December (average of 4.0 per game) and connected on 52.2 percent of his shots from three-point range.
- » Through the first six games this season, Horne only had three double-digit scoring performances and was averaging 10.7 points per game and shooting 34.8 percent from the field, including just 11-of-33 (33.3%) from three-point range.
- » Horne finished the month seventh in the ACC in three-point percentage (43.3%) and third in three-pointers made per game (2.92).
- » Horne started the month of December ranked fourth on the team in scoring, but finished the month leading the team in scoring and ranking 17th in the ACC in scoring at 15.0 points per game.

PACK SELECTED 7TH IN ACC PRESEASON POLL

- » NC State was picked seventh in the 2023-24 ACC Preseason Poll.
- » It's the highest NC State has been picked since the 2019-20 team was preseason picked sixth in the poll.
- » In the previous six years under head coach Kevin Keatts, NC State has finished above its preseason selection four times and finished at its preseason spot once.

PACK SET PROGRAM RECORD LAST SEASON FOR FEWEST TURNOVERS

- » NC State turned it over just 320 times in 34 games last season to set a new program record for fewest turnovers in a season.
- » NC State averaged just 9.4 turnovers per game to rank seventh in the NCAA for fewest turnovers per game.
- » Kevin Keatts' NC State teams have the top three spots on the fewest turnovers in a season list in the program record book.

DIARRA MAKES MAJOR IMPACT IN PROGRAM DEBUT

- » Junior forward Mohamed Diarra had a career game in his NC State debut vs The Citadel . The transfer from Missouri set numerous career-highs in his first game in an NC State uniform.
- » The Montreuil, France native had a career-high in rebounds (14) and three-pointers made (2) while also tying his career-high with three blocks.
- » He finished with 10 points to record his first career double-double.
- » Diarra was the job JUCO recruit in the Class of 2022. He averaged a double-double with 17.8 points and 12.6 rebounds per game at Garden City Community College in the 2021-22 season.
- » He averaged 3.2 points and 3.3 rebounds per game last season at Missouri.

JANUARY 2023 WAS ONE TO REMEMBER

- » Last season, NC State finished the month of January with a 6-1 (.857) record. It was the best winning percentage in the month of January for NC State since the 1988-89 NC State team went 8-1 (.889) in January of 1989.

TOP BENCH SCORING PERFORMANCES UNDER KEVIN KEATTS

Opponents	Bench Pts	Result
1. USC Upstate (12/22/18)	62	W, 98-71
2. Pitt (1/12/19)	54	W, 86-80
3. Maryland Eastern Shore (11/10/18)	50	W, 94-49
4. The Citadel (12/22/19)	45	W, 83-63
Loyola Maryland (12/28/18)	45	W, 97-64
6. Western Carolina (12/5/18)	44	W, 100-67
7. North Carolina (1/8/19)	43	L, 82-90
8. Saint Peter's (11/20/18)	42	W, 85-57
9. UNC Asheville (11/13/18)	41	W, 100-49
Louisville (3/3/18)	41	W, 76-69
11. Louisville (1/13/24)	40	W, 89-83

PACK HAS BEEN ONE OF ACC'S BEST UNDER KEATTS IN TURNOVER MARGIN

» In six seasons with Kevin Keatts, NC State has led the ACC in turnover margin, while also finishing second three times, third place once and fourth place once. Last season, the Pack led the ACC in turnover margin with a +3.79 average. NC State had a +2.64 turnover margin in 2017-18 and a +3.08 turnover margin in 2018-19. In the 2020-21 season, despite its record, NC State still finished in second place in the conference in turnover margin at +2.66. In the Kevin Keatts era, NC State is 103-40 (72.0%) when it has fewer turnovers than its opponents, 9-14 (39.1%) when it has the same amount of turnovers as its opponent and 21-39 (35.0%) when it has more turnovers than its opponent.

DEFENSIVE PRESSURE UNDER KEATTS

» NC State has led the ACC in forcing opponent turnovers in three of the six seasons Kevin Keatts has been at the helm of the program.

» The Pack led the ACC in forcing opponent turnovers last season (13.21), as well as in the first two seasons Keatts was head coach (2017-18 - 14.8 per game and 2018-19 -15.6 per game). The 560 opponent turnovers are the third-most forced turnovers in program history.

» NC State ranked second in the ACC in Keatts fourth season. In his third and fifth seasons, the Pack ranked fifth in forcing opponent turnovers.

» In the Kevin Keatts era, NC State is 69-22 (75.8%) when it forces an opponent into 15 or more turnovers.

PACK STAYED OLD

» After the 2021-22 season, Kevin Keatts made a change that he wanted to have an older team. That offseason, he brought in four grad transfers. The grad transfers helped lead NC State to 23 wins in the 2022-23 season and a trip to the NCAA Tournament.

» The Pack again has a veteran-heavy roster in 2023-24. Of the 13 scholarship players, only one (Dennis Parker, Jr.) is a freshman and only two players (MJ Rice and LJ Thomas) are sophomores. The other 10 scholarship players on the roster are all upperclassmen.

» In the Pack's exhibition game against Mount Olive on Nov. 1, NC State's starting lineup of DJ Burns (124 games played), DJ Horne (120), Casey Morsell (117), Michael O'Connell (89) and Ben Middlebrooks (60) have combined to play 510 collegiate games.

Associated Press Top-25

RK	Team	Record	Pts.
1.	Houston (52)	26-3	1539
2.	UConn (6)	26-3	1462
3.	Purdue (4)	26-3	1459
4.	Tennessee	23-6	1364
5.	Arizona	23-6	1252
6.	Iowa State	23-6	1212
7.	North Carolina	23-6	1201
8.	Marquette	22-7	1056
9.	Duke	23-6	1051
10.	Creighton	22-8	983
11.	Baylor	21-8	901
12.	Illinois	22-7	834
13.	Auburn	22-7	746
14.	Kansas	21-8	723
15.	Kentucky	21-8	711
16.	Alabama	20-9	592
17.	South Carolina	24-5	579
18.	Washington State	23-7	484
19.	Gonzaga	24-6	396
20.	BYU	21-8	343
21.	San Diego State	22-7	338
22.	Utah State	24-5	285
23.	Saint Mary's	24-7	268
24.	South Florida	22-5	154
25.	Dayton	22-6	50

USA Today Coaches Poll Top-25

RK	Team	Record	Pts.
1.	Houston (28)	26-3	795
2.	UConn (1)	26-3	757
3.	Purdue (1)	26-3	745
4.	Tennessee	23-6	705
5.	Arizona	23-6	644
6.	Iowa State	23-6	629
7.	North Carolina	23-6	628
8.	Duke	23-6	541
9.	Marquette	22-7	531
10.	Creighton	22-8	487
11.	Baylor	21-8	452
12.	Illinois	22-7	423
13.	Kentucky	21-8	396
14.	Auburn	22-7	376
15.	Kansas	21-8	366
16.	South Carolina	24-5	298
17.	Alabama	20-9	289
18.	Gonzaga	24-6	215
19.	San Diego State	22-7	194
20.	Washington State	23-7	182
21.	Saint Mary's	24-7	175
22.	Utah State	24-5	151
23.	BYU	21-8	140
24.	South Florida	22-5	88
25.	Florida	20-9	42

NC State in the Polls

	AP	USA Today
Preseason	-	-
Week 2 (11/13)	-	-
Week 3 (11/20)	-	RV
Week 4 (11/27)	-	-
Week 5 (12/4)	-	-
Week 6 (12/11)	-	-
Week 7 (12/18)	-	-
Week 8 (12/25)	-	-
Week 9 (1/1)	-	-
Week 10 (1/8)	RV	-
Week 11 (1/15)	RV	RV
Week 12 (1/22)	RV	-
Week 13 (1/29)	-	-
Week 14 (2/5)	-	-
Week 15 (2/12)	-	-
Week 16 (2/19)	-	-
Week 17 (2/26)	-	-
Week 18 (3/4)	-	-

NC STATE IN THE KEVINS KEATTS ERA

Keatts was hired on March 17, 2017

Overall Record: 133-93
 Home: 88-33
 Road: 29-43
 Neutral: 16-17

Record in ACC Regular Season Play: 64-69
 Home: 36-30
 Road: 28-39

Record in ACC Tournament: 6-5
 Brooklyn: 0-2
 Charlotte: 1-1
 Greensboro: 2-2
 Washington, D.C.: 3-0

Record in NCAA Tournament: 0-2
Record in NIT: 3-2

Record vs Non-Conference Regular Season Opponents: 60-15
 Home: 50-2
 Road: 1-4
 Neutral: 9-9

Record vs. AP Top-25: 12-27
 Home: 8-10
 Road: 2-12
 Neutral: 2-5

TEAM HIGHS IN THE KEATTS ERA

Points 116, vs. Jacksonville (12/22/17)
 FG Made 42, vs. Jacksonville (12/22/17)
 FG Attempts 90, vs. Nebraska (40T) (12/1/21)
 FG % .631 (41-65), vs. South Carolina State (12/2/17)
 3FG Made 19, vs. Jacksonville (12/22/17)
 3FG Attempts 39, vs. Syracuse (2/2/22)
 3FG % .625 (10-16), vs. Penn State (11/29/17)
 FT Made 33, vs. Louisville (3/12/24)
 FT Attempts 43, vs. Nebraska (40T) (12/1/21)
 FT % 1.000 (15-15), at Pitt (1/24/18)
 Rebounds 70, vs. Nebraska (40T) (12/1/21)
 Off. Rebounds 25, vs. Nebraska (40T) (12/1/21)
 Assists 31, vs. South Carolina State (12/2/17)
 Steals 19, vs. Charleston Southern (11/25/20)
 Blocked Shots 13, vs. Loyola Maryland (12/28/18)
 Turnovers 23, at Louisville (1/24/19)
 Fouls 30, vs. Seton Hall (3/15/18)

NC STATE PLAYER HIGHS IN THE KEATTS ERA

Points 39, Dereon Seabron, vs. Nebraska (40T) (12/1/21)
 FG Made 15, Torin Dorn vs. Lipscomb (3/27/19)
 FG Attempts 27, Terquavion Smith, vs. Creighton (3/17/23)
 FG % 1.000 (8-8), Torin Dorn vs. South Carolina St. (12/2/17)
 3FG Made 7 (4x)
 Last by: Terquavion Smith, vs. Syracuse (2/2/22)
 3FG Attempts 15, Terquavion Smith, vs. Syracuse (2/2/22)
 3FG % 1.000 (7-7), Allerik Freeman vs. North Carolina (12/7/18)
 FT Made 17, Dereon Seabron, vs. Nebraska (40T) (12/1/21)
 FT Atts 20, Dereon Seabron, vs. Nebraska (40T) (12/1/21)
 FT % 1.000 (10-10)
 Jericole Hellems, vs. Oklahoma State (11/17/21)
 Rebs 19, Dereon Seabron, vs. Nebraska (40T) (12/1/21)
 Off. Rebs 10, Omer Yurtseven vs. Northern Iowa (11/23/17)
 Assists 14, Markell Johnson vs. Miami (1/21/18)
 Steals 6, Terquavion Smith, vs. FIU (11/15/22)
 Blocked Shots 8 (2x)
 Last by: Ebenezer Dowuona, vs. Nebraska (40T) (12/1/21)
 Turnovers 8, Terquavion Smith, vs. Dayton (11/24/22)

OPPONENT HIGHS IN THE KEATTS ERA

Points 113, North Carolina (2/5/19)
 FG Made 41, Florida State (1/13/21)
 FG Attempts 96, Nebraska (40T) (12/1/21)
 FG % .707 (41-58), Florida State (1/13/21)
 3FG Made 15, North Carolina, (1/29/22)
 3FG Attempts 45, The Citadel (12/22/19)
 3FG % .667 (12-18), Florida State (1/13/21)
 FT Made 36, North Carolina (1/21/23)
 FT Attempts 39 (2x), last by North Carolina (1/21/23)
 FT % 1.000 (14-14), Virginia (2/24/21)
 Rebounds 54, Virginia (1/24/24)
 Off. Rebounds 20 (5x), last by Miami (1/30/24)
 Assists 26 (2x), last by North Carolina (2/5/19)
 Steals 13 (2x), last by Boston College (2/23/22)
 Blocked Shots 10 (3x), last by Duke (1/15/22)
 Turnovers 33, Western Carolina (12/5/18)
 Fouls 29 (2x), last by Nebraska (40T) (12/1/21)

PRO BALLERS UNDER KEATTS

» Eleven players that have played under Kevin Keatts at NC State have gone on to play professional basketball. Dereon Seabron (New Orleans Pelicans) and Terquavion Smith (Philadelphia 76ers) are both on two-way contracts between the NBA and the G-League. Seabron is averaging 18.2 points, 6.4 assists and 6.1 rebounds per game for the Birmingham Squadron this season. Smith is averaging 21.5 points, 3.1 assists and 1.3 steals per game for the Delaware Blue Coats.

Player	Years Under Keatts at NC State	League or Country Playing
Terquavion Smith	2 (2021-23)	NBA (76ers - 12 games this season)/G-League (Delaware Blue Coats)
Jarkel Joiner	1 (2022-23)	NBA G-League (College Park Skyhawks)
Dereon Seabron	3 (2019-22)	NBA (Pelicans - 6 games this season)/G-League (Birmingham Squadron)
Jericole Hellems	4 (2018-22)	Greece
DJ Funderburk	3 (2018-21)	Croatia
Devon Daniels	4 (2017-21)	Poland
Markell Johnson	3 (2017-20)	Kazakhstan
CJ Bryce	3 (2017-20)	Italy
Eric Lockett	1 (2018-19)	Germany
Allerik Freeman	1 (2017-18)	Turkey
Lennard Freeman	1 (2017-18)	Romania

BURNS MADE MOST OF OPPORTUNITY LAST SEASON

» DJ Burns was so dominant in the second half of the 2022-23 season that it is forgotten that it was Dusan Mahorcic - not DJ Burns - that started nine of the first 10 games for NC State last season. Mahorcic dislocated his right patella in the Pack's 10th game of the season (12/6 vs. Coppin State) and was never able to return to the lineup.

	Minutes	Points	FG%	Rebounds	Assists
First 10 Games of Season	16.6	7.4	52.5 (31-59)	3.8 (38)	0.9 (9)
After Mahorcic was injured (24 Games)	25.5	14.6	56.9 (157-276)	5.3 (126)	1.8 (42)

REPLACE THE LEADING SCORER? NOTHING NEW FOR KEATTS

» NC State lost its leading scorer from the previous season as Terquavion Smith and his team-best 17.9 points per game is now in the NBA. The loss of the previous season's leading scorer is nothing new for Keatts though, since he became head coach of the Pack in the spring of 2017 he has to replace the team's leading scorer each season.

Replacing Leading Scorer under Keatts

Season	Previous Season Leading Scorer	Leading Scorer That Season
2017-18	Dennis Smith, Jr. (18.1)	Allerik Freeman (16.1)
2018-19	Allerik Freeman (16.1)	Torin Dorn (14.0)
2019-20	Torin Dorn (14.0)	C.J. Bryce (13.3)
2020-21	C.J. Bryce (13.3)	Devon Daniels (16.5)
2021-22	Devon Daniels (16.5)	Dereon Seabron (17.3)
2022-23	Dereon Seabron (17.3)	Terquavion Smith (17.9)
2023-24	Terquavion Smith (17.9)	???

» As a program, NC State has not had a player repeat as scoring leader since C.J. Leslie led the team in scoring in the 2011-12 and 2012-13 seasons.

50 YEAR REUNION FOR 1974 TEAM

» NC State will celebrate the 1973-74 NC State National Championship team throughout this season.
 » The 1973-74 team finished the season 30-1 and ended UCLA's seven-year reign as national champions with an 80-77 double-overtime victory over the Bruins in the semifinals of the 1974 NCAA Tournament in Greensboro, N.C. NC State went on to defeat Marquette two days later to win the national championship.
 » The '74 Wolfpack was led by the peerless David Thompson. His supporting cast included two other All-Americans, 7-4 center Tommy Burleson and 5-7 point guard Monte Towe. Future major league pitcher Tim Stoddard played power forward and perfected the alley-oop pass to Thompson, and Mo Rivers was Towe's backcourt mate. Raleigh native Phil Spence was the sixth man.

NC STATE HONORS DAVID THOMPSON WITH A STATUE

» NC State University paid tribute to three-time All-American David Thompson with a statue sculpted in his honor that was placed outside of Reynolds Coliseum.
 » Thompson is widely recognized as one of the greatest players in college basketball history. A 2008 ESPN story ranked him as one of the ten best college basketball players of all-time, and he is regarded as one of greatest athletes in Atlantic Coast Conference history.
 » The Boiling Spring, N.C., native played three seasons at NC State from 1972-75 and was a unanimous first-team All-American at the conclusion of all three seasons. He was also named the ACC Player of the Year all three seasons.
 » He was named the Associated Press National Player of the Year in 1974 and 1975 and remains one of just five players in college basketball history to win multiple AP National Player of the Year honors.
 » Thompson closed his career with 2,309 points in 86 career games. He led the ACC in scoring all three seasons and was NC State and the ACC's career scoring leader when he departed.

INDIVIDUAL POINTS-REBOUNDS-ASSISTS

	DJ Burns	Mohamed Diarra	DJ Horne	KJ Keatts	Ben Middlebrooks	Casey Morsell	Alex Nunnally	Michael O'Connell	Dennis Parker	Breon Pass	MJ Rice	Ernest Ross	Jordan Snell	Jayden Taylor	LJ Thomas	Kam Woods
The Citadel	16-4-2	10-14-1	6-6-3	0-1-0	4-0-1	9-1-2	0-0-0	14-3-7	4-3-0	0-1-1	DNP	0-0-0	0-0-0	9-3-2	0-0-0	DNP
Abilene Christian	12-7-4	9-11-0	15-2-0	0-0-0	5-4-0	16-3-3	0-1-0	2-2-3	1-2-0	2-0-0	DNP	0-0-0	0-0-0	22-2-2	DNP	DNP
Charleston Southern	16-1-1	6-5-0	18-6-3	0-0-0	9-3-0	10-1-0	0-0-0	6-5-3	12-4-2	0-1-0	DNP	2-1-0	0-0-0	8-2-4	0-3-1	DNP
vs. Vanderbilt	13-9-4	2-1-0	9-1-2	DNP	0-2-0	12-5-2	DNP	9-4-4	18-9-2	3-1-1	DNP	DNP	DNP	18-3-2	DNP	DNP
vs. BYU	16-7-4	0-1-0	14-1-1	DNP	2-3-1	28-6-1	DNP	2-1-3	6-2-2	1-1-0	DNP	DNP	DNP	17-6-1	DNP	DNP
at Ole Miss	5-4-0	0-0-0	5-1-3	DNP	13-11-0	12-5-2	DNP	4-4-0	0-2-0	DNP	DNP	DNP	DNP	6-7-1	7-4-4	DNP
at Boston College	17-3-1	8-18-1	21-5-5	DNP	4-2-0	12-3-3	DNP	4-2-1	0-0-0	DNP	DNP	0-0-0	DNP	18-7-1	0-0-2	DNP
UMES	15-5-3	8-5-0	10-0-4	0-0-0	2-4-0	12-5-3	0-0-0	0-2-1	4-2-1	0-0-0	11-6-0	0-1-0	0-1-0	21-3-2	10-1-0	DNP
UT Martin	12-10-4	DNP	22-3-3	DNP	4-3-1	6-0-3	DNP	0-3-3	14-10-1	0-1-0	7-1-0	0-0-0	DNP	13-6-1	5-0-1	DNP
vs. Tennessee	15-5-5	0-0-0	16-4-2	DNP	3-3-1	6-1-3	DNP	2-0-0	6-3-0	DNP	2-3-0	DNP	DNP	11-4-2	DNP	9-4-0
Saint Louis	13-2-3	0-2-0	18-0-1	0-0-0	9-5-0	21-2-2	0-0-0	4-1-5	8-8-0	0-0-0	2-0-0	0-1-0	0-0-0	7-5-1	0-0-0	0-0-1
Detroit Mercy	10-1-2	2-0-0	26-6-6	DNP	11-7-1	3-3-0	DNP	5-3-6	10-7-0	2-0-0	6-1-1	0-1-0	DNP	6-1-2	2-0-0	0-2-0
at Notre Dame	13-4-2	4-6-0	8-5-1	DNP	4-3-1	7-4-0	DNP	0-7-1	4-5-0	DNP	0-0-0	DNP	DNP	12-2-0	DNP	2-0-0
Virginia	6-2-4	0-3-0	14-6-3	DNP	8-7-0	5-2-2	DNP	6-3-5	15-4-0	DNP	7-4-0	DNP	DNP	15-1-0	DNP	DNP
North Carolina	11-2-1	7-2-0	6-9-4	DNP	2-2-2	12-7-0	DNP	4-4-2	4-5-0	DNP	2-2-0	DNP	DNP	6-5-0	DNP	DNP
at Louisville	13-3-5	7-11-1	27-1-3	DNP	6-4-0	13-2-1	DNP	11-2-6	8-5-0	DNP	0-0-0	DNP	DNP	4-2-0	DNP	0-2-1
Wake Forest	10-2-2	8-13-0	21-3-3	DNP	14-6-0	8-0-0	DNP	6-0-1	2-2-0	DNP	DNP	DNP	DNP	12-5-1	DNP	2-1-0
Virginia Tech	8-4-3	6-8-0	16-0-3	DNP	2-3-0	19-3-2	DNP	6-3-5	3-2-1	3-0-0	DNP	DNP	DNP	15-5-1	DNP	0-0-0
at Virginia	11-3-1	4-8-0	9-2-2	DNP	2-3-0	13-2-2	DNP	10-4-1	0-4-0	0-0-0	DNP	DNP	DNP	4-4-1	0-1-0	0-0-0
at Syracuse	10-4-3	3-5-1	15-5-4	DNP	3-5-1	14-5-0	DNP	0-2-1	5-7-2	2-1-0	DNP	DNP	DNP	6-2-2	7-3-0	DNP
Miami	4-0-3	2-5-0	24-4-2	DNP	5-4-1	17-2-1	DNP	6-5-5	4-0-0	0-0-2	DNP	DNP	DNP	12-7-1	0-0-2	DNP
Georgia Tech	8-10-3	2-5-0	26-5-0	DNP	3-6-0	15-1-3	DNP	7-7-6	0-0-0	DNP	DNP	DNP	DNP	21-7-2	0-0-0	0-0-0
Pitt	19-5-1	4-4-0	25-3-1	DNP	9-4-0	5-4-3	DNP	2-5-4	0-2-0	0-0-1	DNP	DNP	DNP	0-0-1	DNP	DNP
at Wake Forest	14-4-0	13-12-3	31-3-1	DNP	0-2-0	9-0-3	DNP	2-3-1	3-0-0	0-0-1	DNP	0-1-0	DNP	7-6-5	DNP	DNP
at Clemson	14-3-4	11-9-0	27-4-2	DNP	4-1-0	6-5-3	DNP	4-5-3	DNP	0-0-0	DNP	DNP	DNP	12-3-0	DNP	DNP
Syracuse	12-3-3	7-8-1	32-1-1	DNP	12-9-1	4-5-1	DNP	0-1-2	0-1-0	6-1-0	DNP	DNP	DNP	10-2-1	DNP	DNP
Boston College	19-4-3	8-10-0	13-5-0	DNP	4-4-0	13-0-2	DNP	6-9-6	2-2-0	1-1-0	DNP	DNP	DNP	15-2-0	DNP	DNP
at Florida State	0-0-2	13-9-0	15-2-0	DNP	12-7-0	19-4-6	DNP	0-1-2	0-0-0	0-0-0	DNP	0-1-0	DNP	24-5-2	DNP	0-0-0
at North Carolina	6-1-1	4-8-0	20-3-2	DNP	0-5-2	9-4-3	DNP	7-5-0	2-0-0	0-1-1	DNP	DNP	DNP	22-1-0	DNP	DNP
Duke	27-5-4	10-7-0	8-1-2	DNP	2-3-1	9-4-1	0-0-0	3-4-2	0-2-0	3-1-1	DNP	0-0-0	DNP	2-1-1	DNP	DNP
at Pitt	9-4-4	5-9-1	3-2-0	DNP	8-5-0	8-3-1	DNP	7-2-3	DNP	5-1-0	DNP	0-0-0	DNP	28-7-3	DNP	0-0-0
vs. Louisville	12-2-2	4-4-2	DNP	DNP	11-4-2	25-1-1	DNP	16-3-3	DNP	6-0-1	DNP	DNP	DNP	18-8-3	DNP	2-2-0
vs. Syracuse	15-6-3	8-14-6	16-1-2	DNP	4-2-0	6-1-1	DNP	16-4-3	DNP	0-1-0	DNP	DNP	DNP	18-9-1	DNP	0-0-0
vs. Duke	10-3-4	14-16-2	18-4-0	DNP	3-4-2	11-1-0	DNP	12-2-4	DNP	0-0-0	DNP	DNP	DNP	6-3-2	DNP	DNP

Points Leader*	Season	Career	Blocks Leader*	Season	Career	10+ Rebounds	Season	Career
DJ Horne	15	15	Mohamed Diarra	17	17	Mohamed Diarra	9	12
DJ Burns	4	12	DJ Burns	5	15	DJ Burns	2	5
Casey Morsell	6	10	Casey Morsell	6	13	DJ Horne		1
Jayden Taylor	8	8	Ernest Ross	1	12	Ben Middlebrooks	1	1
Dennis Parker, Jr.	2	2	Jayden Taylor	9	9	Casey Morsell		1
Ben Middlebrooks	1	1	Ben Middlebrooks	8	8	Dennis Parker, Jr.	1	1
			Dennis Parker, Jr.	4	4	Kam Woods		1
Rebounds Leader*	Season	Career	Breon Pass	1	2			
Mohamed Diarra	16	16	DJ Horne	1	1	20+ Rebounds	Season	Career
DJ Burns	6	15	Michael O'Connell	1	1			
Casey Morsell		6	LJ Thomas		1	10+ Assists	Season	Career
Ben Middlebrooks	4	4				DJ Horne		1
Dennis Parker, Jr.	4	4	10+ Points	Season	Career	Michael O'Connell		1
DJ Horne	2	2	DJ Horne	26	105			
Michael O'Connell	2	2	DJ Burns	25	101	Double-Doubles	Season	Career
Jayden Taylor	2	2	Jayden Taylor	21	57	DJ Burns	1	4
MJ Rice	1	1	Casey Morsell	19	52	Mohamed Diarra	3	3
Ernest Ross		1	Kam Woods		39	DJ Horne		1
LJ Thomas		1	Michael O'Connell	6	25	Ben Middlebrooks	1	1
			Mohamed Diarra	6	7	Dennis Parker, Jr.	1	1
Assists Leader*	Season	Career	Ben Middlebrooks	6	7	Kam Woods		1
DJ Burns	11	14	Dennis Parker, Jr.	5	5			
Michael O'Connell	13	13	MJ Rice	1	3	Triple-Doubles	Season	Career
DJ Horne	7	7	LJ Thomas	1	3			
Casey Morsell	3	3	Ernest Ross		2	Free Throws in Final 4 Minutes of 2nd Half (& OT)		
Jayden Taylor	3	3				Dennis Parker, Jr.	8-8	1.000
Mohamed Diarra	1	1	20+ Points	Season	Career	Kam Woods	2-2	1.000
Breon Pass		1	DJ Horne	12	26	Casey Morsell	20-22	.909
LJ Thomas	1	1	DJ Burns	1	17	DJ Horne	35-39	.897
			Kam Woods		14	Ben Middlebrooks	10-12	.833
Steals Leader*	Season	Career	Jayden Taylor	6	12	Jayden Taylor	24-29	.828
Casey Morsell	5	21	Casey Morsell	3	7	Michael O'Connell	18-23	.783
Jayden Taylor	12	12	Michael O'Connell		2	DJ Burns	2-3	.667
DJ Burns	3	11				Breon Pass	1-2	.500
DJ Horne	11	11	30+ Points	Season	Career	Mohamed Diarra	5-12	.417
Michael O'Connell	7	7	DJ Horne	2	3	LJ Thomas	0-1	.000
Mohamed Diarra	6	6	DJ Burns		2			
Ben Middlebrooks	5	5						
LJ Thomas	2	5						
Dennis Parker, Jr.	4	4						
Ernest Ross		4						
Breon Pass		1						

-includes ties/NC State only

NC STATE GAME-BY-GAME LEADERS

OPPONENT	RESULT	POINTS	REBOUNDS	ASSISTS	STEALS	BLOCKS
The Citadel	W, 72-59	DJ Burns - 16	Mohamed Diarra - 14	Michael O'Connell - 7	Ben Middlebrooks - 3	Mohamed Diarra - 3
Abilene Christian	W, 84-64	Jayden Taylor - 22	Mohamed Diarra - 11	DJ Burns - 4	Jayden Taylor - 2	Casey Morsell - 1 Dennis Parker, Jr. - 1 Jayden Taylor - 1
Charleston Southern	W, 87-53	DJ Horne - 18	DJ Horne - 6	Jayden Taylor - 4	Dennis Parker, Jr. - 4	DJ Burns - 1 Mohamed Diarra - 1 Ernest Ross - 1
vs. Vanderbilt	W, 84-78	Dennis Parker, Jr. - 18 Jayden Taylor - 18	DJ Burns - 9 Dennis Parker, Jr. - 9	DJ Burns - 4 Michael O'Connell - 4	DJ Burns - 3 Michael O'Connell - 3	Dennis Parker, Jr. - 2
vs. BYU	L, 86-95	Casey Morsell - 28	DJ Burns - 7	DJ Burns - 4	DJ Horne - 4	
at Ole Miss	L, 52-72	Ben Middlebrooks - 13	Ben Middlebrooks - 11	LJ Thomas - 4	Ben Middlebrooks - 1 Dennis Parker, Jr. - 1	Ben Middlebrooks - 2
at Boston College	W, 84-78	DJ Horne - 21	Mohamed Diarra - 18	DJ Horne - 5	Jayden Taylor - 4	Mohamed Diarra - 2
Maryland Eastern Shore	W, 93-61	Jayden Taylor - 21	MJ Rice - 6	DJ Horne - 4	LJ Thomas - 3	Mohamed Diarra - 1 Ben Middlebrooks - 1 Jayden Taylor - 1
UT Martin	W, 81-67	DJ Horne - 22	DJ Burns - 12	DJ Burns - 4	Jayden Taylor - 2	DJ Burns - 5
vs. Tennessee	L, 70-79	DJ Horne - 16	DJ Burns - 5	DJ Burns - 5	DJ Horne - 3	Ben Middlebrooks - 3
Saint Louis	W, 82-70	Casey Morsell - 21	Dennis Parker, Jr. - 8	Michael O'Connell - 5	DJ Horne - 2 Ben Middlebrooks - 2	Dennis Parker, Jr. - 1
Detroit Mercy	W, 83-66	DJ Horne - 26	Ben Middlebrooks - 7 Dennis Parker, Jr. - 7	DJ Horne - 6 Michael O'Connell - 6	Jayden Taylor - 4	Ben Middlebrooks - 1
at Notre Dame	W, 54-52	DJ Burns - 13	Michael O'Connell - 7	DJ Burns - 2	DJ Burns - 1 DJ Horne - 1 Ben Middlebrooks - 1 Jayden Taylor - 1	Mohamed Diarra - 1 Casey Morsell - 1
Virginia	W, 76-60	Dennis Parker, Jr. - 15 Jayden Taylor - 15	Ben Middlebrooks - 8	Michael O'Connell - 5	DJ Horne - 2	Ben Middlebrooks - 1 Jayden Taylor - 1
North Carolina	L, 54-67	Casey Morsell - 12	DJ Horne - 9	DJ Horne - 4	Michael O'Connell - 3	DJ Burns - 2
at Louisville	W, 89-83	DJ Horne - 27	Mohamed Diarra - 11	Michael O'Connell - 6	DJ Horne - 2 Michael O'Connell - 2	Mohamed Diarra - 1 Michael O'Connell - 1 Dennis Parker, Jr. - 1
Wake Forest	W, 83-76	DJ Horne - 21	Mohamed Diarra - 13	DJ Horne - 3	Mohamed Diarra - 2 DJ Horne - 2 Dennis Parker, Jr. - 2 Jayden Taylor - 2	Jayden Taylor - 2
Virginia Tech	L, 78-84	Casey Morsell - 19	Mohamed Diarra - 8	Michael O'Connell - 5	DJ Horne - 3 Casey Morsell - 3 Jayden Taylor - 3	Ben Middlebrooks - 2
at Virginia	L, 53-59 (ot)	Casey Morsell - 13	Mohamed Diarra - 8	DJ Horne - 2 Casey Morsell - 2	Casey Morsell - 3	DJ Burns, Jr. - 2 Jayden Taylor - 2
at Syracuse	L, 65-77	DJ Horne - 15	Dennis Parker, Jr. - 7	DJ Horne - 4	Mohamed Diarra - 1 Casey Morsell - 1 Dennis Parker, Jr. - 1 LJ Thomas - 1	Casey Morsell - 1 Jayden Taylor - 1
Miami	W, 74-68	DJ Horne - 24	Jayden Taylor - 7	Michael O'Connell - 5	Michael O'Connell - 3	Jayden Taylor - 3
Georgia Tech	W, 82-76	DJ Horne - 26	DJ Burns, Jr. - 10	Michael O'Connell - 6	Michael O'Connell - 3 Jayden Taylor - 3	Mohamed Diarra - 1 Casey Morsell - 1
Pitt	L, 64-67	DJ Horne - 25	DJ Burns, Jr. - 5 Michael O'Connell - 5	Michael O'Connell - 4	DJ Burns - 1 Mohamed Diarra - 1 Casey Morsell - 1 Michael O'Connell - 1	Mohamed Diarra - 1 Ben Middlebrooks - 1
at Wake Forest	L, 79-83	DJ Horne - 31	Mohamed Diarra - 12	Jayden Taylor - 5	Casey Morsell - 2 Jayden Taylor - 2	DJ Horne - 1 Jayden Taylor - 1
at Clemson	W, 78-77	DJ Horne - 27	Mohamed Diarra - 9	DJ Burns - 4	Mohamed Diarra - 3	Mohamed Diarra - 2
Syracuse	L, 83-87	DJ Horne - 32	Ben Middlebrooks - 9	DJ Burns - 3	Jayden Taylor - 2	DJ Burns - 2 Mohamed Diarra - 2
Boston College	W, 81-70	DJ Burns - 19	Mohamed Diarra - 10	Michael O'Connell - 6	Mohamed Diarra - 2 Ben Middlebrooks - 2	Mohamed Diarra - 3
at Florida State	L, 83-90	Jayden Taylor - 24	Mohamed Diarra - 9	Casey Morsell - 6	DJ Horne - 2	Casey Morsell - 2
at North Carolina	L, 70-79	Jayden Taylor - 22	Mohamed Diarra - 8	Casey Morsell - 3	DJ Horne - 2	Mohamed Diarra - 1 Ben Middlebrooks - 1 Casey Morsell - 1
Duke	L, 64-79	DJ Burns - 29	Mohamed Diarra - 7	DJ Burns - 4	Michael O'Connell - 2	Mohamed Diarra - 3
at Pitt	L, 73-81	Jayden Taylor - 28	Mohamed Diarra - 9	DJ Burns - 4	Jayden Taylor - 2	Mohamed Diarra - 1 Breon Pass - 1 Ernest Ross - 1
vs. Louisville	W, 94-85	Casey Morsell - 25	Jayden Taylor - 8	Michael O'Connell - 3 Jayden Taylor - 3	Jayden Taylor - 4	Mohamed Diarra - 2
vs. Syracuse	W, 83-65	Jayden Taylor - 18	Mohamed Diarra - 14	Mohamed Diarra - 6	DJ Horne - 4	Mohamed Diarra - 1 Jayden Taylor - 1
vs. Duke	W, 74-69	DJ Horne - 18	Mohamed Diarra - 16	DJ Burns - 4 Michael O'Connell - 4	Mohamed Diarra - 3	Mohamed Diarra - 4

TEAM GAME-BY-GAME STATS

	DATE	RESULT	FG-A	PCT.	3FG-A	PCT.	FT-A	PCT.	REBOUNDS O-D-TOTAL	PF	PTS.	A	TO	BLK	ST	MIN.	PTS. AT HALF
The Citadel			21-53	.396	4-17	.235	13-24	.542	10-29-39	10	59	8	14	0	5	200	27
at NC State	Nov. 6	W, 72-59	29-65	.446	10-28	.357	4-7	.571	9-28-37	20	72	19	9	5	9	200	36
Abilene Christian			20-57	.351	5-17	.294	19-27	.704	16-20-36	19	64	12	11	3	4	200	29
at NC State	Nov. 10	W, 84-64	29-62	.468	6-22	.273	20-24	.833	14-25-39	20	84	12	8	3	4	200	47
Charleston Southern			19-48	.396	6-18	.333	9-11	.818	7-22-29	16	53	10	22	5	2	200	23
at NC State	Nov. 17	W, 87-53	32-63	.508	5-17	.294	18-23	.783	12-23-35	14	87	14	6	3	11	200	42
Vanderbilt			25-56	.446	7-22	.318	21-30	.700	9-31-40	17	78	11	19	3	9	200	31
vs. NC State	Nov. 23	W, 84-78	30-70	.429	8-19	.421	16-21	.762	11-26-37	22	84	17	12	3	12	200	41
BYU			34-60	.567	14-34	.412	13-20	.650	8-31-39	19	95	20	17	1	3	200	38
vs. NC State	Nov. 24	L, 86-95	30-64	.469	10-25	.400	16-22	.727	7-23-30	21	86	13	9	0	11	200	43
at Ole Miss			24-59	.407	7-20	.350	17-20	.850	10-29-39	14	72	11	7	9	7	200	35
NC State	Nov. 28	L, 52-72	21-66	.318	3-25	.120	7-12	.583	18-25-43	15	52	10	13	2	2	200	27
at Boston College			29-67	.433	6-21	.286	14-26	.538	11-28-39	17	78	12	10	4	7	225	33
NC State	Dec. 2	W, 84-78*	29-65	.446	8-18	.444	18-21	.857	9-34-43	21	84	13	13	3	7	225	36
Maryland Eastern Shore			23-58	.397	7-18	.389	8-13	.615	13-19-32	23	61	11	17	1	6	200	25
at NC State	Dec. 6	W, 93-61	35-59	.593	8-21	.381	15-27	.556	11-25-36	13	93	14	8	3	11	200	37
UT Martin			25-63	.397	9-24	.375	8-14	.571	12-27-39	11	67	12	13	5	3	200	35
at NC State	Dec. 12	W, 81-67	31-70	.443	13-34	.382	6-10	.600	14-27-41	12	81	17	9	5	6	200	46
Tennessee			27-62	.435	12-27	.444	13-16	.813	15-25-40	18	79	22	11	2	6	200	34
vs. NC State	Dec. 16	L, 70-79	22-51	.431	8-18	.444	18-25	.720	8-23-31	18	70	13	11	4	7	200	31
Saint Louis			23-46	.500	1-12	.083	23-29	.793	7-27-34	22	70	10	18	3	3	200	36
at NC State	Dec. 20	W, 82-70	31-62	.500	9-25	.360	11-22	.500	11-18-29	19	82	13	6	1	6	200	33
Detroit Mercy			26-59	.441	4-20	.200	10-13	.769	9-29-38	17	66	8	16	3	6	200	36
at NC State	Dec. 23	W, 83-66	32-64	.500	9-25	.360	10-19	.526	8-25-33	11	83	18	7	1	11	200	43
at Notre Dame			19-47	.404	7-19	.368	7-10	.700	5-32-37	13	52	8	13	2	2	200	34
NC State	Jan. 3	W, 54-52	19-66	.288	3-17	.176	13-16	.813	17-25-42	14	54	5	4	2	4	200	26
Virginia			23-53	.434	5-15	.333	9-13	.692	5-26-31	11	60	14	8	2	6	200	28
at NC State	Jan. 6	W, 76-60	28-57	.491	10-28	.357	10-12	.833	5-27-32	9	76	14	6	2	6	200	35
North Carolina			24-62	.387	7-21	.333	12-20	.600	13-36-49	15	67	11	13	4	5	200	30
at NC State	Jan. 10	L, 54-67	18-66	.273	2-20	.100	16-21	.762	13-28-41	18	54	9	10	5	7	200	28
at Louisville			28-59	.475	8-15	.533	19-25	.760	9-21-30	15	83	11	10	2	6	200	35
NC State	Jan. 13	W, 89-83	32-59	.542	10-20	.500	15-17	.882	8-25-33	24	89	17	15	3	9	200	44
Wake Forest			24-56	.429	6-18	.333	22-28	.786	10-22-32	26	76	11	17	2	5	200	45
at NC State	Jan. 16	W, 83-76	29-54	.537	0-8	.000	25-33	.758	8-26-34	24	83	7	13	4	10	200	35
Virginia Tech			26-49	.531	9-19	.474	23-28	.821	5-23-28	16	84	16	20	1	7	200	33
at NC State	Jan. 20	L, 78-84	26-60	.433	6-18	.333	20-24	.833	13-19-32	22	78	15	18	4	14	200	32
at Virginia			24-65	.369	4-17	.235	7-13	.538	20-34-54	8	59	13	15	9	4	225	27
NC State	Jan. 24	L, 53-59*	22-63	.349	4-14	.286	5-6	.833	7-25-32	16	53	7	9	7	10	225	15
at Syracuse			25-56	.446	7-18	.389	20-32	.625	9-31-40	13	77	15	9	4	10	200	38
NC State	Jan. 27	L, 65-77	24-67	.358	8-25	.320	9-11	.818	14-27-41	23	65	14	14	2	4	200	22
Miami			24-66	.364	7-28	.250	13-18	.722	20-26-46	16	68	13	12	1	5	200	29
at NC State	Jan. 30	W, 74-68	26-54	.481	9-21	.429	13-18	.722	6-25-31	18	74	17	8	5	9	200	33
Georgia Tech			24-58	.414	11-27	.407	17-25	.680	11-36-47	23	76	10	12	4	2	200	36
at NC State	Feb. 3	W, 82-76	26-69	.377	9-31	.290	21-27	.778	13-29-42	18	82	14	4	9	4	200	35
Pitt			22-52	.423	5-21	.238	18-20	.900	9-28-37	14	67	9	10	4	3	200	38
at NC State	Feb. 7	L, 64-67	26-56	.464	6-18	.333	6-15	.400	7-21-28	16	64	11	6	2	4	200	30
at Wake Forest			29-60	.483	8-21	.381	17-21	.810	5-27-32	11	83	11	8	4	5	200	39
NC State	Feb. 10	L, 79-83	32-65	.492	7-20	.350	8-11	.727	8-27-35	21	79	14	9	2	7	200	43
at Clemson			27-58	.466	9-24	.375	14-17	.825	8-25-33	15	77	11	11	2	2	200	35
NC State	Feb. 17	W, 78-77	27-55	.491	9-20	.450	15-22	.682	5-26-31	15	78	12	7	5	8	200	39
Syracuse			30-59	.508	9-17	.529	18-19	.947	11-20-31	20	87	15	11	3	6	200	55
at NC State	Feb. 20	L, 83-87	26-57	.456	7-18	.389	24-29	.828	14-18-32	12	83	10	11	5	4	200	40
Boston College			25-55	.455	9-20	.450	11-13	.846	8-21-29	18	70	18	16	3	8	200	26
at NC State	Feb. 24	W, 81-70	27-62	.435	6-20	.300	21-24	.875	14-23-37	14	81	11	10	4	5	200	38
at Florida State			37-62	.597	5-14	.357	11-14	.786	8-19-27	19	90	16	11	5	7	200	41
NC State	Feb. 27	L, 83-90	30-63	.467	10-21	.476	13-20	.650	14-18-32	17	83	12	14	3	6	200	33
at North Carolina			25-53	.472	6-16	.375	23-27	.852	5-29-34	13	79	13	8	2	4	200	37
NC State	Mar 2	L, 70-79	25-60	.417	9-19	.474	11-16	.688	9-22-31	21	70	9	9	3	3	200	45
Duke			32-68	.471	9-30	.300	6-9	.667	19-17-36	14	79	12	5	4	6	200	33
at NC State	Mar 4	L, 64-79	27-56	.482	3-9	.333	7-14	.500	13-18-31	7	64	12	10	5	4	200	30
at Pitt			32-64	.500	8-20	.400	9-12	.750	10-24-34	11	81	16	5	3	5	200	39
NC State	Mar 9	L, 73-81	26-56	.464	9-23	.391	12-16	.750	9-25-34	14	73	12	10	3	3	200	29
Louisville			32-58	.552	10-18	.556	11-11	1.000	7-19-26	23	85	11	16	4	6	200	46
vs. NC State	Mar 12	W, 94-85	27-51	.529	7-19	.368	33-40	.825	8-19-27	12	94	14	9	5	12	200	45
Syracuse			27-58	.466	6-19	.316	5-6	.833	8-23-31	15	65	15	19	3	6	200	32
vs. NC State	Mar 13	W, 83-65	28-66	.424	7-20	.350	20-24	.833	17-23-40	9	83	16	10	2	11	200	35
Duke			28-65	.431	5-20	.250	8-14	.571	12-27-39	19	65	15	9	2	5	200	32
vs. NC State	Mar 14	W, 74-69	28-61	.459	7-16	.438	11-20	.550	9-26-35	13	74	14	9	6	7	200	35

* - Overtime

SPECIALTY SCORING STATS

	POINTS IN THE PAINT			POINTS OFF TOS			2ND CHANCE POINTS			FAST BREAK POINTS			BENCH POINTS		
	ST	OPP	MARGIN	ST	OPP	MARGIN	ST	OPP	MARGIN	ST	OPP	MARGIN	ST	OPP	MARGIN
The Citadel	34	32	+2	9	11	(-2)	12	8	+4	18	12	+6	22	20	+2
Abilene Christian	34	28	+6	7	9	(-2)	13	11	+2	12	13	(-1)	10	35	(-25)
Charleston Southern	44	20	+24	29	6	+23	10	2	+8	25	15	+10	29	7	+22
vs. Vanderbilt	44	30	+14	16	15	+1	11	13	(-2)	23	7	+16	30	20	+10
vs. BYU	30	38	(-8)	13	8	+5	7	14	(-7)	21	15	+6	11	41	(-30)
at Ole Miss	32	22	+10	4	13	(-9)	11	12	(-1)	2	5	(-3)	24	8	+16
at Boston College	28	40	(-12)	8	19	(-11)	14	7	+7	16	7	+9	12	10	+2
Maryland Eastern Shore	48	26	+22	22	8	+14	13	8	+5	27	4	+23	33	7	+26
UT Martin	22	30	(-8)	18	6	+12	11	8	+3	16	5	+11	16	0	+16
vs. Tennessee	26	24	+2	14	16	(-2)	12	13	(-1)	8	12	(-4)	16	21	(-5)
Saint Louis	40	40	-	29	2	+27	11	8	+3	12	7	+5	15	14	+1
Detroit Mercy	36	34	+2	21	10	+11	11	11	-	24	11	+13	28	30	(-2)
at Notre Dame	24	20	+4	13	5	+8	8	3	+5	6	5	+1	10	13	(-3)
Virginia	30	34	(-4)	9	3	+6	9	6	+3	7	2	+5	21	8	+13
North Carolina	24	34	(-10)	8	7	+1	7	6	+1	9	18	(-9)	15	14	+1
at Louisville	30	30	-	14	12	+2	11	11	-	5	4	+1	40	40	-
Wake Forest	50	30	+20	14	12	+2	9	12	(-3)	13	13	-	30	2	+28
Virginia Tech	32	32	-	25	22	+3	18	5	+13	20	18	+2	17	20	(-3)
at Virginia	30	34	(-4)	14	14	-	6	10	(-4)	8	7	+1	16	15	+1
at Syracuse	30	32	(-2)	8	16	(-8)	12	6	+6	19	21	(-2)	24	16	+8
Miami	22	30	(-8)	9	6	+3	8	19	(-11)	13	5	+8	11	6	+5
Georgia Tech	32	22	+10	18	4	+14	18	13	+5	22	12	+10	5	21	(-16)
Pitt	32	28	+4	16	6	+10	9	12	(-3)	4	16	(-12)	13	12	+1
at Wake Forest	36	38	(-2)	7	6	+1	7	6	+1	15	8	+7	16	6	+10
at Clemson	32	34	(-2)	9	6	+3	1	8	(-7)	4	7	(-3)	16	16	-
Syracuse	36	34	+2	19	15	+4	16	8	+8	12	16	(-4)	28	25	+3
Boston College	28	28	-	18	6	+12	16	6	+10	18	16	+2	22	27	(-5)
at Florida State	36	46	(-10)	14	12	+2	15	12	+3	9	18	(-9)	36	36	-
at North Carolina	20	32	(-12)	15	12	+3	8	9	(-1)	4	6	(-2)	24	10	+14
Duke	36	40	(-4)	9	21	(-12)	14	23	(-9)	4	10	(-6)	7	17	(-10)
at Pitt	28	40	(-12)	1	7	(-6)	9	14	(-5)	3	14	(-11)	18	17	+1
vs. Louisville	36	32	+4	22	12	+10	9	7	+2	18	13	+5	19	5	+14
vs. Syracuse	28	26	+2	30	9	+21	20	7	+13	19	8	+11	20	11	+9
vs. Duke	34	44	(-10)	8	9	(-1)	18	8	+10	7	8	(-1)	21	0	+21

LEAD/DEFICIT BREAKDOWN GAME-BY-GAME

	FIRST HALF SCORE			SECOND HALF SCORE			FINAL SCORE			LARGEST		TIMES TIED	LEAD CHANGES	TIME LED MIN.
	ST	OPP	MARGIN	ST	OPP	MARGIN	ST	OPP	MARGIN	LEAD	DEFICIT			
The Citadel	36	27	+9	36	32	+4	72	59	+13	18	-	1	0	39:10
Abilene Christian	47	29	+18	37	35	+2	84	64	+20	29	1	0	2	39:24
Charleston Southern	42	23	+19	45	30	+15	87	53	+34	36	1	2	2	37:22
vs. Vanderbilt	41	31	+10	41	45	(-4)	84	78	+6	17	6	2	1	30:08
vs. BYU	43	38	+5	43	57	(-14)	86	95	(-9)	12	14	2	4	29:21
at Ole Miss	27	35	(-8)	25	37	(-12)	52	72	(-20)	-	24	0	0	0:00
at Boston College	36	33	+3	32	35	(-3)	84	78	+6	11	5	3	5	35:24
Maryland Eastern Shore	37	25	+12	56	36	+20	93	61	+32	32	2	2	2	36:55
UT Martin	46	35	+11	35	32	+3	81	67	+14	22	4	3	7	32:15
vs. Tennessee	31	34	(-3)	39	45	(-6)	70	79	(-9)	6	12	5	5	7:09
Saint Louis	33	36	(-3)	49	34	+15	82	70	+12	19	6	6	5	13:31
Detroit Mercy	43	36	+7	40	30	+10	83	66	+17	24	7	1	1	34:41
at Notre Dame	26	34	(-8)	28	18	+10	54	52	+2	2	12	1	1	0:01
Virginia	35	28	+7	41	32	+9	76	60	+16	21	6	2	5	27:17
North Carolina	28	30	(-2)	26	37	(-11)	54	67	(-13)	4	17	4	3	7:17
at Louisville	44	35	+9	45	48	(-3)	89	83	+6	14	1	2	2	37:31
Wake Forest	35	45	(-10)	48	31	+17	83	76	+7	7	12	2	1	2:17
Virginia Tech	32	33	(-1)	46	51	(-5)	78	84	(-6)	6	14	7	15	16:51
at Virginia	15	27	(-12)	32	20	+12	53	59	(-6)	4	14	1	5	6:15
at Syracuse	22	38	(-16)	43	39	+4	65	77	(-12)	3	21	4	8	3:29
Miami	33	29	+4	41	39	+2	74	68	+6	9	2	3	8	35:42
Georgia Tech	35	36	(-1)	47	40	+7	82	76	+6	14	6	3	2	34:26
Pitt	30	38	(-8)	34	29	+5	64	67	(-3)	2	13	5	5	2:17
at Wake Forest	43	39	+4	34	44	(-10)	79	83	(-4)	10	6	15	12	16:19
at Clemson	39	35	+4	39	42	(-3)	78	77	+1	10	12	4	7	17:27
Syracuse	40	55	(-15)	43	32	+11	83	87	(-4)	2	16	3	3	0:52
Boston College	38	26	+12	43	44	(-1)	81	70	+11	22	-	0	0	39:27
at Florida State	33	41	(-8)	50	49	+1	83	90	(-7)	1	12	2	4	0:31
at North Carolina	45	37	+8	25	42	(-17)	70	79	(-9)	10	13	5	13	11:42
Duke	30	33	(-3)	34	46	(-12)	64	79	(-15)	9	16	2	11	10:39
at Pitt	29	39	(-10)	44	42	+2	73	81	(-8)	5	17	5	1	9:31
vs. Louisville	45	46	(-1)	49	39	+10	94	85	+9	10	12	7	3	19:37
vs. Syracuse	35	32	+3	48	33	+15	83	65	+18	24	5	7	9	25:06
vs. Duke	35	32	+3	39	37	+2	74	69	+5	10	4	3	5	32:21

SINGLE-GAME HIGHS & LOWS - NC STATE VS. OPPONENTS

TEAM HIGHS	NC STATE	OPPONENTS
POINTS	94 vs. Louisville (3/12/24)	95 BYU (11/24/23)
FG MADE	35 vs. Maryland Eastern Shore (12/6/23)	37 Florida State (2/27/24)
FG ATTEMPTS	70 2x; last vs. UT Martin (12/12/23)	63 UT Martin (12/12/23)
FG%	.593 vs. Maryland Eastern Shore (35-of-59) (12/6/23)	.597 Florida State (37-of-62) (2/27/24)
3FG MADE	13 vs. UT Martin (12/12/23)	14 BYU (11/24/23)
3FG ATTEMPTS	34 vs. UT Martin (12/12/23)	34 BYU (11/24/23)
3FG%	.500 at Louisville (10-of-20) (1/13/24)	.556 Louisville (10-of-18) (3/12/24)
FREE THROWS MADE	33 vs. Louisville (3/12/24)	23 3x; last by North Carolina (3/2/24)
FREE THROW ATTEMPTS	40 vs. Louisville (3/12/24)	32 Syracuse (1/27/24)
FREE THROW %	.882 at Louisville (15-of-17) (1/13/24)	1.000 Louisville (11-of-11) (3/12/24)
REBOUNDS	43 2x; last at Boston College (12/2/23)	54 Virginia (1/24/24)
OFFENSIVE REBOUNDS	18 at Ole Miss (11/28/23)	20 2x; last by Miami (1/30/24)
ASSISTS	19 vs. The Citadel (11/6/23)	22 Tennessee (12/16/23)
STEALS	14 vs. Virginia Tech (1/20/24)	10 Syracuse (1/27/24)
BLOCKED SHOTS	7 at Virginia (1/24/24)	9 2x; last by Virginia (1/24/24)
TURNOVERS	18 vs. Virginia Tech (1/20/24)	22 Charleston Southern (11/17/23)
FOULS	24 2x; last vs. Wake Forest (1/16/24)	26 Wake Forest (1/16/24)
TEAM LOWS	NC STATE	OPPONENTS
POINTS	52 at Ole Miss (11/28/23)	52 Notre Dame (1/3/24)
FG MADE	18 vs. North Carolina (1/10/24)	19 2x; last by Notre Dame (1/3/24)
FG ATTEMPTS	51 2x; last vs. Louisville (3/12/24)	46 Saint Louis (12/20/23)
FG%	.273 vs. North Carolina (18-of-66) (1/10/24)	.351 Abilene Christian (20-of-57) (11/10/23)
3FG MADE	0 vs. Wake Forest (1/16/24)	1 Saint Louis (12/20/23)
3FG ATTEMPTS	8 vs. Wake Forest (1/16/24)	15 Louisville (1/13/24)
3FG%	.000 vs. Wake Forest (0-of-8) (1/16/24)	.083 Saint Louis (1-of-12) (12/20/23)
FREE THROWS MADE	4 vs. The Citadel (11/6/23)	5 Syracuse (3/13/24)
FREE THROW ATTEMPTS	6 at Virginia (1/24/24)	6 Syracuse (3/13/24)
FREE THROW %	.400 vs. Pitt (6-of-15) (2/7/24)	.538 Boston College (14-of-26) (12/2/23)
REBOUNDS	27 vs. Louisville (3/12/24)	26 Louisville (3/12/24)
OFFENSIVE REBOUNDS	5 2x; last at Clemson (2/17/24)	5 5x; last by North Carolina (3/2/24)
ASSISTS	5 at Notre Dame (1/3/24)	8 3x; last by Notre Dame (1/3/24)
STEALS	2 at Ole Miss (11/28/23)	2 4x; last by Clemson (2/17/24)
BLOCKED SHOTS	0 vs. BYU (11/24/23)	0 The Citadel (11/6/23)
TURNOVERS	4 2x; last vs. Georgia Tech (2/3/24)	5 2x; last by Pitt (3/9/24)
FOULS	7 vs. Duke (3/4/24)	8 Virginia (1/24/24)
INDIVIDUAL HIGHS	NC STATE	OPPONENTS
POINTS	32 D.J. Horne, vs. Syracuse (2/20/24)	36 Skyy Clark, Louisville (3/12/24)
FG MADE	13 D.J. Horne, at Wake Forest (2/10/24)	13 Kyle Filipowski, Duke (3/14/24)
FG ATTEMPTS	22 D.J. Horne, vs. Syracuse (2/20/24)	20 Kyle Filipowski, Duke (3/14/24)
FG% (min. 5 made)	1.000 (5-5) Mohamed Diarra, at Wake Forest (2/10/24)	.833 (5-6) Dallin Hall, BYU (11/24/23)
	Ben Middlebrooks, vs. Wake Forest (1/16/24)	
3FG MADE	6 D.J. Horne, vs. Syracuse (2/20/24)	8 Chris Bell, Syracuse (2/20/24)
	D.J. Horne, at Louisville (1/13/24)	
	D.J. Horne, vs. Detroit Mercy (12/23/23)	
	D.J. Horne, vs. UT Martin (12/12/23)	
3FG ATTEMPTS	11 D.J. Horne, at Clemson (2/17/24)	10 3x; last by Chris Bell, Syracuse (2/20/24)
	D.J. Horne, vs. Detroit Mercy (12/23/23)	
3FG% (min. 3 made)	1.000 (3-3) Michael O'Connell, vs. Syracuse (3/13/24)	1.000 (3-3) Donald Hand, Jr., Boston College (2/24/24)
	Mohamed Diarra, at Clemson (2/17/24)	
FREE THROWS MADE	13 Casey Morsell, vs. Louisville (3/12/24)	15 Kevin Miller, Wake Forest (1/16/24)
FREE THROW ATTEMPTS	13 Casey Morsell, vs. Louisville (3/12/24)	18 Judah Mintz, Syracuse (1/27/24)
FT% (min. 3 made)	1.000 (13-13) Casey Morsell, vs. Louisville (3/12/24)	1.000 (15-15) Kevin Miller, Wake Forest (1/16/24)
REBOUNDS	18 Mohamed Diarra, at Boston College (12/2/23)	19 Harrison Ingram, North Carolina (1/10/24)
OFFENSIVE REBOUNDS	7 Mohamed Diarra, vs. Syracuse (3/13/24)	6 3x; last by Norchad Omier, Miami (1/30/24)
ASSISTS	7 Michael O'Connell, vs. The Citadel (11/6/23)	10 Reece Beekman, Virginia (1/6/24)
STEALS	4 DJ Horne, vs. Syracuse (3/13/24)	4 4x; last by Judah Mintz, Syracuse (1/27/24)
	Jayden Taylor, vs. Louisville (3/12/24)	
	Jayden Taylor, vs. Detroit Mercy (12/23/23)	
	Jayden Taylor, at Boston College (12/2/23)	
	D.J. Horne, vs. BYU (11/24/23)	
	Dennis Parker, Jr., vs. Charleston Southern (11/17/23)	
BLOCKED SHOTS	5 D.J. Burns, Jr., vs. UT Martin (12/12/23)	6 Ryan Dunn, Virginia (1/24/24)
TURNOVERS	5 D.J. Burns, Jr., at Wake Forest (2/10/24)	7 Sean Pedulla, Virginia Tech (1/20/24)
	D.J. Burns, Jr., at Boston College (12/2/23)	

ACC TOURNAMENT OVERALL RECORD: 77-59

Date	Site	Seed	Opponent (Seed)	W/L	Score	Margin
3/4/54	Raleigh, N.C.	4	North Carolina (5)	W	52-51	+1
3/5/54	Raleigh, N.C.	4	Duke (1)	W	79-75	+4
3/6/54	Raleigh, N.C.	4	Wake Forest (3)	W	82-80 ot	+2
3/3/55	Raleigh, N.C.	1	Clemson (8)	W	101-76	+25
3/4/55	Raleigh, N.C.	1	Wake Forest (4)	W	85-70	+15
3/5/55	Raleigh, N.C.	1	Duke (2)	W	87-77	+10
3/1/56	Raleigh, N.C.	1	Clemson (8)	W	88-84	+4
3/2/56	Raleigh, N.C.	1	Duke (4)	W	91-79	+12
3/3/56	Raleigh, N.C.	1	Wake Forest (3)	W	76-64	+12
3/7/57	Raleigh, N.C.	5	Wake Forest (4)	L	57-66	-9
3/6/58	Raleigh, N.C.	2	South Carolina (7)	W	66-61	+5
3/7/58	Raleigh, N.C.	2	North Carolina (3)	L	58-64	-6
3/5/59	Raleigh, N.C.	1	South Carolina (8)	W	75-72 (ot)	+3
3/6/59	Raleigh, N.C.	1	Virginia (5)	W	66-63	+3
3/7/59	Raleigh, N.C.	1	North Carolina (2)	W	80-56	+24
3/3/60	Raleigh, N.C.	6	Maryland (3)	W	74-58	+16
3/4/60	Raleigh, N.C.	6	Wake Forest (2)	L	66-71	-5
3/2/61	Raleigh, N.C.	3	South Carolina (6)	L	78-80	-2
3/1/62	Raleigh, N.C.	3	Clemson (6)	L	67-46	-21
2/28/63	Raleigh, N.C.	5	Clemson (4)	W	79-78	+1
3/1/63	Raleigh, N.C.	5	Duke (1)	L	65-82	-17
3/5/64	Raleigh, N.C.	8	Duke (1)	L	44-75	-31
3/4/65	Raleigh, N.C.	2	Virginia (7)	W	106-69	+37
3/5/65	Raleigh, N.C.	2	Maryland (3)	W	76-67	+9
3/6/65	Raleigh, N.C.	2	Duke (1)	W	91-85	+6
3/3/66	Raleigh, N.C.	2	Virginia (7)	W	86-77	+9
3/4/66	Raleigh, N.C.	2	South Carolina (6)	W	75-62	+13
3/5/66	Raleigh, N.C.	2	Duke (1)	L	66-71	-5
3/9/67	Greensboro, N.C.	8	North Carolina (1)	L	53-56	-3
3/7/68	Charlotte, N.C.	3	Maryland (6)	W	63-54	+9
3/8/68	Charlotte, N.C.	3	Duke (2)	W	12-10	+2
3/9/68	Charlotte, N.C.	3	North Carolina (1)	L	50-87	-37
3/6/69	Charlotte, N.C.	4	Wake Forest (5)	L	73-81	-8
3/5/70	Charlotte, N.C.	3	Maryland (6)	W	67-57	+10
3/6/70	Charlotte, N.C.	3	Virginia (7)	W	67-66	+1
3/7/70	Charlotte, N.C.	3	South Carolina (1)	W	42-39 (2ot)	+3
3/11/71	Greensboro, N.C.	6	Duke (3)	W	68-62	+7
3/12/71	Greensboro, N.C.	6	South Carolina (2)	L	56-69	-13
3/9/72	Greensboro, N.C.	5	Duke (4)	L	60-73	-13
3/9/73	Greensboro, N.C.	1	Virginia (5)	W	63-51	+12
3/10/73	Greensboro, N.C.	1	Maryland (3)	W	76-74	+2
3/8/74	Greensboro, N.C.	1	Virginia (4)	W	87-66	+21
3/9/74	Greensboro, N.C.	1	Maryland (2)	W	103-100 (ot)	+3
3/6/75	Greensboro, N.C.	4	Virginia (5)	W	91-85	+6
3/7/75	Greensboro, N.C.	4	Maryland (1)	W	87-85	+2
3/8/75	Greensboro, N.C.	4	North Carolina (2)	L	66-70	-4
3/4/76	Landover, Md.	3	Virginia (6)	L	75-63	-12
3/3/77	Greensboro, N.C.	5	Maryland (4)	W	82-72	+10
3/4/77	Greensboro, N.C.	5	North Carolina (1)	L	56-70	-14
3/1/78	Greensboro, N.C.	3	Maryland (6)	L	108-109 (3ot)	-1
3/1/79	Greensboro, N.C.	6	Virginia (3)	W	82-78	+4
3/2/79	Greensboro, N.C.	6	Duke (2)	L	59-62	-3
2/28/80	Greensboro, N.C.	3	Duke (6)	L	62-68	-6
3/5/81	Landover, Md.	7	North Carolina (2)	L	54-69	-15
3/5/82	Greensboro, N.C.	4	Maryland (5)	W	40-28	+12
3/6/82	Greensboro, N.C.	4	North Carolina (1)	L	46-58	-12
3/11/83	Atlanta, Ga.	4	Wake Forest (5)	W	71-70	+1
3/12/83	Atlanta, Ga.	4	North Carolina (1)	W	91-84 (ot)	+7
3/13/83	Atlanta, Ga.	4	Virginia (2)	W	81-78	+3
3/9/84	Greensboro, N.C.	7	Maryland (2)	L	63-69	-6
3/8/85	Atlanta, Ga.	3	Clemson (6)	W	70-63	+7
3/9/85	Atlanta, Ga.	3	North Carolina (2)	L	51-57	-6
3/7/86	Greensboro, N.C.	4	Virginia (5)	L	62-64	-2
3/6/87	Landover, Md.	6	Duke (3)	W	71-64 (ot)	+7
3/7/87	Landover, Md.	6	Wake Forest (7)	W	77-73 (2ot)	+4
3/8/87	Landover, Md.	6	North Carolina (1)	W	68-67	+1
3/11/88	Greensboro, N.C.	2	Clemson (7)	W	79-72	+7
3/12/88	Greensboro, N.C.	2	Duke (3)	L	71-73	-2
3/10/89	Atlanta, Ga.	1	Maryland (8)	L	49-71	-22
3/9/90	Charlotte, N.C.	6	Georgia Tech (3)	L	67-76	-9
3/8/91	Charlotte, N.C.	4	Georgia Tech (5)	W	82-68	+14
3/9/91	Charlotte, N.C.	4	Duke (1)	L	72-93	-21
3/12/92	Charlotte, N.C.	7	Florida State (2)	L	80-93	-13
3/11/93	Charlotte, N.C.	9	Maryland (8)	L	55-76	-21
3/10/94	Charlotte, N.C.	9	Clemson (8)	L	63-76	-13

ACC CHAMPIONSHIPS

Year	Site	Championship Game
1954	Raleigh, N.C.	NC State 82, Wake Forest 80 (ot)
1955	Raleigh, N.C.	NC State 87, Duke 77
1956	Raleigh, N.C.	NC State 76, Wake Forest 64
1959	Raleigh, N.C.	NC State 80, North Carolina 56
1965	Raleigh, N.C.	NC State 91, Duke 85
1970	Charlotte, N.C.	NC State 42, South Carolina 39 (2ot)
1973	Greensboro, N.C.	NC State 76, Maryland 74
1974	Greensboro, N.C.	NC State 103, Maryland 100 (ot)
1983	Atlanta, Ga.	NC State 81, Virginia 78
1987	Landover, Md.	NC State 68, North Carolina 67

VS. OPPONENTS

Boston College	1-1
Clemson	7-5
Duke	10-17
Florida St.	5-1
Georgia Tech	3-3
Louisville	1-0
Maryland	11-8
Miami	1-2
North Carolina	4-12
Pittsburgh	2-0
Virginia	14-3
Virginia Tech	3-0
Wake Forest	9-4
South Carolina	4-2
Syracuse	2-1
Total	77-59

NC STATE RECORD BY
ROUND, SEED, SITE

Record By Round

First Round	10-8
Second Round	6-3
Quarterfinals	34-23
Semifinals	17-18
Championship	10-7

Record By Seed

#1 seed	13-1
#2 seed	8-4
#3 seed	6-7
#4 seed	14-8
#5 seed	8-8
#6 seed	8-6
#7 seed	5-7
#8 seed	5-6
#9 seed	1-4
#10 seed	6-3
#11 seed	2-1
#12 seed	1-2
#13 seed	0-1
#15 seed	0-1

Record By Opponent Seed

#1 seed	9-14
#2 seed	8-13
#3 seed	11-7
#4 seed	8-2
#5 seed	10-5
#6 seed	5-6
#7 seed	10-3
#8 seed	4-4
#9 seed	2-1
#10 seed	2-1
#11 seed	1-0
#12 seed	2-2
#13 seed	2-0
#14 seed	0-0
#15 seed	1-0

Record By Site

Raleigh	20-8
Greensboro	26-25
Charlotte	11-12
Landover, Md.	3-2
Atlanta	6-5
Washington, D.C.	6-2
Tampa, Fla.	3-1
Brooklyn, N.Y.	0-3

ACC TOURNAMENT MVP

Ronnie Shavlik, 1955	Tommy Burleson, 1973
Vic Molodet, 1956	Tommy Burleson, 1974
Lou Pucillo, 1959	Sidney Lowe, 1983
Larry Worsley, 1965*	Vinny Del Negro, 1987
Vann Williford, 1970	

*Renamed the Everett Case Award in 1965.

GAME 35 - VIRGINIA (ACC TOURNAMENT)

GAME NOTES

Date	Site	Seed	Opponent (Seed)	W/L	Score	Margin
3/9/95	Greensboro, N.C.	8	Duke (9)	L	70-83	-13
3/7/96	Greensboro, N.C.	9	Florida State (8)	W	80-65	+15
3/8/96	Greensboro, N.C.	9	Georgia Tech (1)	L	73-88	-15
3/6/97	Greensboro, N.C.	8	Georgia Tech (9)	W	60-46	+14
3/7/97	Greensboro, N.C.	8	Duke (1)	W	66-60	+6
3/8/97	Greensboro, N.C.	8	Maryland (5)	W	65-58	+7
3/9/97	Greensboro, N.C.	8	North Carolina (3)	L	54-64	-10
3/5/98	Greensboro, N.C.	8	Florida State (7)	W	65-63	+2
3/6/98	Greensboro, N.C.	8	North Carolina (2)	L	46-73	-27
3/5/99	Charlotte, N.C.	5	Wake Forest (4)	W	66-52	+14
3/6/99	Charlotte, N.C.	5	Duke (1)	L	68-83	-15
3/10/00	Charlotte, N.C.	6	Virginia (3)	W	76-65	+11
3/11/00	Charlotte, N.C.	6	Maryland (2)	L	61-64	-3
3/9/01	Atlanta, Ga.	7	Duke (2)	L	61-76	-15
3/8/02	Charlotte, N.C.	4	Virginia (5)	W	92-72	+20
3/9/02	Charlotte, N.C.	4	Maryland (1)	W	86-82	+4
3/10/02	Charlotte, N.C.	4	Duke (2)	L	61-91	-30
3/14/03	Greensboro, N.C.	4	Georgia Tech (5)	W	71-65	+6
3/15/03	Greensboro, N.C.	4	Wake Forest (1)	W	87-83	+4
3/16/03	Greensboro, N.C.	4	Duke (3)	L	77-84	-7
3/12/04	Greensboro, N.C.	2	Florida State (7)	W	78-71	+7
3/13/04	Greensboro, N.C.	2	Maryland (6)	L	82-85	-3
3/10/05	Washington, D.C.	7	Florida State (10)	W	70-54	+16
3/11/05	Washington, D.C.	7	Wake Forest (2)	W	81-65	+14
3/12/05	Washington, D.C.	7	Duke (3)	L	69-76	-7
3/10/06	Greensboro, N.C.	4	Wake Forest (12)	L	71-82	-11
3/8/07	Tampa, Fla.	10	Duke (7)	W	85-80 (ot)	+5
3/9/07	Tampa, Fla.	10	Virginia (2)	W	79-71	+8
3/10/07	Tampa, Fla.	10	Virginia Tech (3)	W	72-64	+8
3/11/07	Tampa, Fla.	10	North Carolina (1)	L	80-89	-9
3/13/08	Charlotte, N.C.	12	Miami (5)	L	50-63	-13
3/12/09	Atlanta, Ga.	10	Maryland (7)	L	69-74	-5
3/11/10	Greensboro, N.C.	11	Clemson (6)	W	59-57	+2
3/12/10	Greensboro, N.C.	11	Florida State (3)	W	58-52	+6
3/13/10	Greensboro, N.C.	11	Georgia Tech (7)	L	54-57	-3
3/10/11	Greensboro, N.C.	10	Maryland (7)	L	67-75	-8
3/8/12	Atlanta, Ga.	5	Boston College (12)	W	78-57	+21
3/9/12	Atlanta, Ga.	5	Virginia (4)	W	67-64	+3
3/10/12	Atlanta, Ga.	5	North Carolina (1)	L	67-69	-2
3/14/13	Greensboro, N.C.	5	Virginia Tech (12)	W	80-63	+17
3/15/13	Greensboro, N.C.	5	Virginia (4)	W	75-56	+19
3/16/13	Greensboro, N.C.	5	Miami (1)	L	71-81	-10
3/13/14	Greensboro, N.C.	7	Miami (10)	W	67-58	+9
3/14/14	Greensboro, N.C.	7	Syracuse (2)	W	66-63	+3
3/15/14	Greensboro, N.C.	7	Duke (3)	L	67-75	-8
3/11/15	Greensboro, N.C.	7	Pittsburgh (10)	W	81-70	+11
3/12/15	Greensboro, N.C.	7	Duke (2)	L	53-77	-24
3/8/16	Washington, D.C.	12	Wake Forest (13)	W	75-72	+3
3/9/16	Washington, D.C.	12	Duke (5)	L	89-92	-3
3/7/17	Brooklyn, N.Y.	13	Clemson (12)	L	61-75	-14
3/7/18	Brooklyn, N.Y.	5	Boston College (12)	L	87-91	-4
3/13/19	Charlotte, N.C.	8	Clemson (9)	W	59-58	+1
3/14/19	Charlotte, N.C.	8	Virginia (1)	L	56-76	-20
3/11/20	Greensboro, N.C.	5	Pitt (13)	W	73-58	+15
3/10/21	Greensboro, N.C.	9	Syracuse (8)	L	68-89	-21
3/8/22	Brooklyn, N.Y.	15	Clemson (10)	L	64-70	-6
3/8/23	Greensboro, N.C.	6	Virginia Tech (11)	W	97-77	+20
3/9/23	Greensboro, N.C.	6	Clemson (3)	L	54-80	-26
3/12/24	Washington, D.C.	10	Louisville (15)	W	94-85	+9
3/13/24	Washington, D.C.	10	Syracuse (7)	W	83-65	+18
3/14/24	Washington, D.C.	10	Duke (2)	W	74-69	+5

NC STATE ACC TOURNAMENT SINGLE-GAME RECORDS

TEAM HIGHS

Points: 108 vs. Maryland (1978)

FGs Attempted: 102 vs. Maryland (1978)

FGs Made: 45 vs. Virginia (1965); vs. Maryland (1978)

Field Goal Pct.: .619 (39-63) vs. Virginia Tech (2023)

3pt FGs Attempted: 28 vs. Duke (1995)

3pt FGs Made: 13 vs. Virginia (2002)

3pt Field Goal Pct.: .722 (13-18) vs. Virginia (2002)

FTs Attempted: 51 vs. Florida State (1996)

FTs Made: 37 vs. Duke (1956)

FT Pct.: 1.000 (22-22) vs. Maryland (1965); (14-14) vs. North Carolina (1987)

Rebounds: 67 vs. Clemson (1955)

Assists: 22 vs. Clemson (1988), Maryland (2002)

TEAM LOWS

Fewest Points: 12 vs. Duke (1968)

Fewest FGs Attempted: 13 vs. Duke (1968)

Fewest FGs Made: 4 vs. Duke (1968)

Lowest FG Pct.: .268 (15-56) vs. Clemson (1962)

Fewest Assists: 0 vs. Duke, 1968

Fewest Rebounds: 12 vs. Duke (1968)

Fewest FTs Att.: 5 vs. Duke (1963); vs. Maryland (1973)

Fewest FTs Made: 4 vs. Duke (1968); vs. Maryland (1973); vs. North Carolina (1977)

Lowest FT Pct.: .389 (7-18) vs. Virginia (1976)

Fewest 3pt FGs Attempted: 3 vs. Clemson (1988)

Fewest 3pt FGs Made: 1 vs. Clemson (1988)

Lowest 3pt FG Pct.: .118 (2-17) vs. Maryland (2011)

INDIVIDUAL

Points: 38, Tommy Burleson vs. Maryland (1974); David Thompson vs. Virginia (1975)

FGs Made: 18, Tommy Burleson vs. Maryland (1974)

FGs Attempted: 27, Vann Williford vs. Wake Forest (1969)

Field Goal %: 1.000, Art Jones (7-7) vs. Maryland; Mike Giomi (5-5) vs. North Carolina (1987)

Free Throws Made: 13, Julius Hodge vs. Maryland (2004); Casey Morsell vs. Louisville (2024)

Free Throws Attempted: 17, Tiny Pinder vs. Virginia (1979)

Free Throw Percentage: 1.000, Tommy Mattocks (9-9) vs. South Carolina (1966); Vinny Del Negro (9-9) vs. Duke (1987); Ilian Evtimov (8-8) vs. Florida State (2004); Gavin Grant (11-11) vs. Virginia Tech (2007); Dennis Horner (8-8) vs. Maryland (2009); Cat Barber (12-12) vs. Pittsburgh (2015); Casey Morsell (13-13) vs. Louisville (2024)

3pt FGs Made: 7, Scott Wood vs. Virginia (2013)

3pt FGs Attempted: 12, Scott Wood vs. Virginia (2013)

Assists: 12, Lorenzo Brown vs. Virginia Tech (2013)

Blocked Shots: 6, Josh Powell vs. Georgia Tech (2003)

Steals: 9, Justin Gainey vs. Virginia (2000)

Rebounds: 23, John Richter vs. South Carolina (1959)

Minutes Played: 50, Rick Anheuser vs. South Carolina (1970); Paul Coder vs. South Carolina (1970); Joe Dunning vs. South Carolina (1970); Ed Leftwich vs. South Carolina (1970); Vann Williford vs. South Carolina (1970)

NC STATE TEAM RECORDS - SINGLE GAME

POINTS

Rk.	Opponent (Date)	Round	Site	Total
1.	Maryland (3/1/78)	Quarter	Greensboro, N.C.	108
2.	Virginia (3/4/65)	Quarter	Raleigh, N.C.	106
3.	Maryland (3/9/74)	Final	Greensboro, N.C.	103

FEWEST POINTS

1.	Duke (3/8/68)	Semi	Charlotte, N.C.	12
2.	Maryland (3/5/82)	Quarter	Greensboro, N.C.	40
3.	South Carolina (3/7/70)	Final	Charlotte, N.C.	42

VICTORY MARGIN

1.	Virginia (3/4/65)	Quarter	Raleigh, N.C.	37
2.	North Carolina (3/7/59)	Final	Raleigh, N.C.	24
3.	Boston College (3/8/12)	1st Rd.	Atlanta, Ga.	21
	Virginia (3/8/74)	Semi	Greensboro, N.C.	21

DEFEAT MARGIN

1.	Duke (3/10/02)	Final	Charlotte, N.C.	30
2.	North Carolina (3/6/98)	Final	Greensboro, N.C.	27
3.	Clemson (3/9/23)	Quarter	Greensboro, N.C.	26

POINTS IN A LOSS

1.	Maryland (3/1/78)	Quarter	Greensboro, N.C.	108
2.	Boston College (3/7/18)	2nd Rd.	Brooklyn, N.Y.	87
3.	Maryland (3/13/04)	Semi	Greensboro, N.C.	82

FIELD GOALS

1.	Maryland (3/1/78)	Quarter	Greensboro, N.C.	45
	Virginia (3/4/65)	Quarter	Raleigh, N.C.	45
3.	Maryland (3/9/74)	Final	Greensboro, N.C.	44

FEWEST FIELD GOALS

1.	Duke (3/8/68)	Semi	Charlotte, N.C.	4
2.	Maryland (3/5/82)	Quarter	Greensboro, N.C.	9
3.	North Carolina (3/6/98)	Final	Greensboro, N.C.	13

FIELD GOAL ATTEMPTS

1.	Maryland (3/1/78)	Quarter	Greensboro, N.C.	102
2.	Clemson (3/3/55)	Quarter	Raleigh, N.C.	97
3.	South Carolina (3/2/61)	Quarter	Raleigh, N.C.	85

FEWEST FIELD GOAL ATTEMPTS

1.	Duke (3/8/68)	Semi	Charlotte, N.C.	13
2.	Virginia Tech (3/10/07)	Semi	Tampa, Fla.	21
	Maryland (3/5/82)	Quarter	Greensboro, N.C.	21

FIELD GOAL PERCENTAGE

1.	Virginia Tech (3/8/23)	2nd Rd.	Greensboro, N.C.	.619 (39-63)
1.	Virginia (3/10/00)	Quarter	Charlotte, N.C.	.610 (25-41)
2.	Duke (3/8/07)	1st Rd.	Tampa, Fla.	.608 (31-51)

LOWEST FIELD GOAL PERCENTAGE

1.	Clemson (3/1/62)	Quarter	Raleigh, N.C.	.268 (15-56)
2.	North Carolina (3/6/98)	Final	Greensboro, N.C.	.283 (13-46)
3.	North Carolina (3/9/68)	Final	Charlotte, N.C.	.293 (17-58)

POINTS/HALF

1.	Virginia (3/4/65)	Quarter	Raleigh, N.C.	63
2.	Virginia (3/8/74)	Semi	Greensboro, N.C.	58
3.	Boston College (3/7/18)	2nd Rd.	Brooklyn, N.Y.	56

FEWEST POINTS/HALF

1.	Duke (3/8/68)	Semi	Charlotte, N.C.	2
2.	Duke (3/8/68)	Semi	Charlotte, N.C.	10
3.	Maryland (3/5/82)	Quarter	Greensboro, N.C.	13
	North Carolina (3/4/54)	Quarter	Raleigh, N.C.	13

FREE THROWS

1.	Duke (3/2/56)	Semi	Raleigh, N.C.	37
2.	Duke (3/5/55)	Final	Raleigh, N.C.	33
	Louisville (3/12/24)	1st Rd.	Washington, D.C.	33

FEWEST FREE THROWS

1.	North Carolina (3/9/97)	Final	Greensboro, N.C.	4
	North Carolina (3/4/77)	Semi	Greensboro, N.C.	4
	Maryland (3/10/73)	Final	Greensboro, N.C.	4
	Duke (3/8/68)	Semi	Charlotte, N.C.	4

FREE THROW ATTEMPTS

1.	Florida State (3/7/96)	1st Rd.	Greensboro, N.C.	51
	Duke (3/5/54)	Semi	Raleigh, N.C.	51
3.	Duke (3/5/55)	Final	Raleigh, N.C.	43

FEWEST FREE THROW ATTEMPTS

1.	North Carolina (3/9/97)	Final	Greensboro, N.C.	5
	Maryland (3/10/73)	Final	Greensboro, N.C.	5
	Duke (3/1/63)	Semi	Raleigh, N.C.	5

FREE THROW PERCENTAGE

1.	North Carolina (3/8/87)	Final	Landover, Md.	1.000 (14-14)
	North Carolina (3/6/82)	Semi	Greensboro, N.C.	1.000 (6-6)
	Maryland (3/5/65)	Semi	Raleigh, N.C.	1.000 (22-22)
	Duke (3/1/63)	Semi	Raleigh, N.C.	1.000 (5-5)

LOWEST FREE THROW PERCENTAGE

1.	North Carolina (3/9/85)	Semi	Atlanta, Ga.	.417 (5-12)
2.	Virginia (3/9/12)	Quarter	Atlanta, Ga.	.444 (8-18)
	North Carolina (3/4/77)	Semi	Greensboro, N.C.	.444 (4-9)
	Duke (3/8/68)	Semi	Charlotte, N.C.	.444 (4-9)

3-POINT FIELD GOALS

1.	Virginia (3/8/02)	Quarter	Charlotte, N.C.	13
2.	Florida State (3/13/92)	Quarter	Charlotte, N.C.	12
	Virginia (3/13/83)	Final	Atlanta, Ga.	12

FEWEST 3-POINT FIELD GOALS

1.	Clemson (3/11/88)	Quarter	Greensboro, N.C.	1
2.	Five Times			2

3-POINT ATTEMPTS

1.	Florida State (3/13/92)	Quarter	Charlotte, N.C.	33
2.	Wake Forest (3/10/06)	Quarter	Greensboro, N.C.	29
3.	Duke (3/9/95)	1st Rd.	Charlotte, N.C.	28

FEWEST 3-POINT ATTEMPTS

1.	Clemson (3/11/88)	Quarter	Greensboro, N.C.	3
2.	North Carolina (3/8/87)	Final	Landover, Md.	6
	Duke (3/6/87)	Quarter	Landover, Md.	6

3-POINT PERCENTAGE

1.	Virginia (3/8/02)	Quarter	Charlotte, N.C.	.722 (13-18)
2.	Duke (3/12/88)	Semi	Greensboro, N.C.	.625 (5-8)
3.	Virginia (3/13/83)	Final	Atlanta, Ga.	.545 (12-22)

LOWEST 3-POINT PERCENTAGE

1.	Maryland (3/10/11)	1st Rd.	Greensboro, N.C.	.118 (2-17)
2.	Miami (3/13/08)	1st Rd.	Charlotte, N.C.	.133 (2-15)
3.	Virginia (3/14/19)	Quarter	Charlotte, N.C.	.150 (3-20)

REBOUNDS

1.	Clemson (3/3/55)	Quarter	Raleigh, N.C.	67
2.	South Carolina (3/2/61)	Quarter	Raleigh, N.C.	63
	South Carolina (3/5/59)	Quarter	Raleigh, N.C.	63
	Duke (3/5/55)	Final	Raleigh, N.C.	63

FEWEST REBOUNDS

1.	Duke (3/8/68)	Semi	Charlotte, N.C.	14
2.	Maryland (3/8/97)	Semi	Greensboro, N.C.	20
3.	North Carolina (3/9/97)	Final	Greensboro, N.C.	21

REBOUND MARGIN

1.	South Carolina (3/2/61)	Quarter	Raleigh, N.C.	23
	Wake Forest (3/3/56)	Final	Raleigh, N.C.	23
3.	North Carolina (3/7/59)	Final	Raleigh, N.C.	22

GAME 35 - VIRGINIA (ACC TOURNAMENT)

GAME NOTES

ASSISTS

1. Maryland (3/9/02)	Semi	Charlotte, N.C.	22
Clemson (3/11/88)	Quarter	Greensboro, N.C.	22
3. Florida State (3/13/92)	Quarter	Charlotte, N.C.	21

FEWEST ASSISTS

1. Duke (3/8/68)	Semi	Charlotte, N.C.	0
2. South Carolina (3/4/66)	Semi	Raleigh, N.C.	3
3. Duke (3/5/66)	Final	Raleigh, N.C.	4

BLOCKED SHOTS

1. Georgia Tech (3/14/03)	Quarter	Greensboro, N.C.	10
2. Maryland (3/5/82)	Quarter	Greensboro, N.C.	6
3. Miami (3/16/13)	Semi	Greensboro, N.C.	5
Wake Forest (3/11/05)	Quarter	Washington, D.C.	5
Georgia Tech (3/8/91)	Quarter	Charlotte, N.C.	5

STEALS

1. Florida State (3/5/98)	Semi	Greensboro, N.C.	13
Florida State (3/7/96)	1st Rd.	Greensboro, N.C.	13
3. Louisville (3/12/24)	1st Rd.	Washington, D.C.	12
Maryland (3/3/77)	Quarter	Greensboro, N.C.	12

FOULS

1. Virginia (3/4/65)	Quarter	Raleigh, N.C.	32
2. Duke (2/28/80)	Quarter	Greensboro, N.C.	31
3. Virginia (3/1/79)	Quarter	Greensboro, N.C.	29
Virginia (3/4/76)	Quarter	Landover, Md.	29
North Carolina (3/9/68)	Final	Charlotte, N.C.	29

OPPONENT TEAM RECORDS - SINGLE GAME

POINTS

Rk.	Opponent (Date)	Round	Site	Total
1.	Maryland (3/1/78)	Quarter	Greensboro, N.C.	109
2.	Maryland (3/9/74)	Final	Greensboro, N.C.	100
3.	Florida State (3/13/92)	Quarter	Charlotte, N.C.	93
	Duke (3/9/91)	Semi	Charlotte, N.C.	93

FIELD GOALS

1. Maryland (3/9/74)	Final	Greensboro, N.C.	47
2. Maryland (3/1/78)	Quarter	Greensboro, N.C.	43
3. Florida State (3/13/92)	Quarter	Charlotte, N.C.	39

FIELD GOAL ATTEMPTS

1. Duke (3/5/55)	Final	Raleigh, N.C.	102
2. Duke (3/2/56)	Semi	Raleigh, N.C.	86
3. Clemson (3/3/55)	Quarter	Raleigh, N.C.	83

FIELD GOAL PERCENTAGE

1. Duke (3/10/02)	Final	Charlotte, N.C.	.635 (33-52)
2. Florida State (3/13/92)	Quarter	Charlotte, N.C.	.639 (39-61)
3. Duke (3/9/91)	Semi	Charlotte, N.C.	.618 (34-55)

FREE THROWS

1. Wake Forest (3/4/60)	Semi	Raleigh, N.C.	37
2. Duke (2/28/80)	Quarter	Greensboro, N.C.	34
3. Clemson (3/1/56)	Quarter	Raleigh, N.C.	30

FREE THROW ATTEMPTS

1. Wake Forest (3/4/60)	Semi	Raleigh, N.C.	47
2. Duke (3/2/56)	Semi	Raleigh, N.C.	41
3. Duke (2/28/80)	Quarter	Greensboro, N.C.	40

FREE THROW PERCENTAGE

1. Louisville (3/12/24)	1st Rd.	Washington, D.C.	1.000 (11-11)
2. North Carolina (3/11/07)	Final	Tampa, Fla.	.958 (23-24)
3. South Carolina (3/4/66)	Semi	Raleigh, N.C.	.947 (18-19)

3-POINT FIELD GOALS

1. Syracuse (3/10/21)	2nd Rd.	Greensboro, N.C.	14
2. Clemson (3/9/23)	Quarter	Greensboro, N.C.	11
Duke (3/12/05)	Semi	Washington, D.C.	11
Florida State (3/12/04)	Quarter	Greensboro, N.C.	11

3-POINT FIELD GOAL ATTEMPTS

1. Syracuse (3/10/21)	2nd Rd.	Greensboro, N.C.	29
2. Florida State (3/7/96)	1st Rd.	Greensboro, N.C.	25
3. Clemson (3/9/23)	Quarter	Greensboro, N.C.	24
Virginia Tech (3/8/23)	2nd Rd.	Greensboro, N.C.	24

3-POINT FIELD GOAL PERCENTAGE

1. North Carolina (3/11/07)	Final	Tampa, Fla.	.600 (6-10)
2. Maryland (3/12/09)	1st Rd.	Atlanta, Ga.	.563 (9-16)
3. Louisville (3/12/24)	1st Rd.	Washington, D.C.	.556 (10-18)

REBOUNDS

1. Clemson (3/1/62)	Quarter	Raleigh, N.C.	59
2. Duke (3/5/55)	Final	Raleigh, N.C.	58
3. Virginia (3/3/66)	Quarter	Raleigh, N.C.	55

ASSISTS

1. Duke (3/10/02)	Final	Charlotte, N.C.	24
2. Florida State (3/13/92)	Quarter	Charlotte, N.C.	23
3. Four Times			20

TURNOVERS

1. Maryland (3/1/78)	Quarter	Greensboro, N.C.	32
2. Virginia (3/4/76)	Quarter	Landover, Md.	29
3. Virginia (3/3/66)	Quarter	Raleigh, N.C.	24

BLOCKS

1. Maryland (3/11/00)	Semi	Charlotte, N.C.	8
Clemson (3/10/94)	1st Rd.	Charlotte, N.C.	8
3. Florida State (3/12/10)	Quarter	Greensboro, N.C.	7
Maryland (3/1/78)	Quarter	Greensboro, N.C.	7

STEALS

1. Miami (3/13/08)	1st Rd.	Charlotte, N.C.	11
Georgia Tech (3/14/03)	Quarter	Charlotte, N.C.	11
Duke (3/10/02)	Final	Charlotte, N.C.	11
Maryland (3/9/02)	Semi	Charlotte, N.C.	11

NC STATE TEAM RECORDS - TOURNAMENT

POINTS

1. 2007 (4 games)	316
2. 1956 (3 games)	255
3. 1997 (4 games)	245

SCORING AVG (MIN. 2 GAMES)

1. 1974 (2 games)	95.0
2. 1965 (3 games)	91.0
1955 (3 games)	91.0

FIELD GOALS MADE

1. 1965 (3 games)	109
2. 2007 (4 games)	106
3. 1975 (3 games)	100

FIELD GOALS ATTEMPTED

1. 1955 (3 games)	236
2. 1959 (3 games)	215
3. 1954 (3 games)	213

FIELD GOAL PCT (MIN. 2 GAMES)

1. 2007 (4 games)	.555 (106-191)
2. 1979 (2 games)	.544 (49-90)
3. 1974 (2 games)	.540 (81-150)

3-POINTERS MADE

1. 2002 (3 games)	30
2. 2005 (3 games)	26
2003 (3 games)	26

3-POINTERS ATTEMPTED

1. 2005 (3 games)	71
2. 1997 (4 games)	70
3. 2002 (3 games)	61

3-POINT FG PCT (MIN. 2 GAMES)

1. 1988 (2 games)	.545 (6-11)
2. 2002 (3 games)	.492 (30-61)
3. 1991 (2 games)	.481 (13-27)

FREE THROWS MADE

1. 1956 (3 games)	81
2. 2007 (4 games)	80
3. 1955 (3 games)	79

FREE THROWS ATTEMPTED

1. 1954 (3 games)	110
2. 1956 (3 games)	106
1955 (3 games)	106

FREE THROW PCT (MIN. 2 GAMES)

1. 2004 (2 games)	.818 (36-44)
2. 1963 (2 games)	.811 (30-37)
3. 1991 (2-games)	.804 (37-46)

REBOUNDS

1. 1955 (3 games)	185
2. 1959 (3 games)	169
3. 1956 (3 games)	164

REBOUND AVG (MIN. 2 GAMES)

1. 1955 (3 games)	61.7
2. 1959 (3 games)	56.3
3. 1956 (3 games)	54.7

ASSISTS

1. 2007 (4 games)	55
2002 (3 games)	55
3. 2013 (3 games)	48

TURNOVERS

1. 2007 (4 games)	61
2. 2002 (3 games)	50
3. 2003 (3 games)	45

BLOCKS

1. 2003 (3 games)	15
2. 2024 (3 games)	13
3. 2013 (3 games)	10
2005 (3 games)	10

STEALS

1. 2024 (3 games)	30
2. 2010 (3 games)	28
1997 (4 games)	28

3-POINT FIELD GOALS

Rk.	Name	Opponent	Round	3FGM
1.	Scott Wood	Virginia (3/15/13)	Quarter	7
2.	Scott Wood	Miami (3/16/13)	Semi	6
	Scott Wood	Florida State (3/12/10)	Quarter	6
4.	7 Players Tied	(last T. Smith 2023)	2nd. Rd.	5

3-POINT FIELD GOAL ATTEMPTS

Rk.	Name	Opponent	Round	3FGA
1.	Scott Wood	Virginia (3/15/13)	Quarter	12
	Ilian Evtimov	Florida State (3/10/05)	1st Rd.	11
3.	Scott Wood	Miami (3/16/13)	Semi	10
	Scott Wood	Florida State (3/12/10)	Quarter	10
	Cameron Bennerman	Wake Forest (3/10/06)	Quarter	10
	C.C. Harrison	North Carolina (3/6/98)	Quarter	10
	Danny Strong	Florida State (3/7/96)	1st Rd.	10

FREE THROWS

Rk.	Name	Opponent	Round	FTM
1.	Casey Morsell	Louisville (3/12/24)	1st Rd.	13
	Julius Hodge	Maryland (3/13/04)	Semi	13
3.	Tiny Pinder	Virginia (3/1/79)	Quarter	12
	David Thompson	Virginia (3/6/75)	Quarter	12

FREE THROW ATTEMPTS

Rk.	Name	Opponent	Round	FTA
1.	Tiny Pinder	Virginia (3/1/79)	Quarter	17
2.	Kenny Inge	Florida State (3/5/98)	Quarter	16
3.	J.J. Hickson	Miami (3/13/08)	1st Rd.	15
	Julius Hodge	Maryland (3/13/04)	Semi	15
	David Thompson	Virginia (3/6/75)	Quarter	15

REBOUNDS

Rk.	Name	Opponent	Round	Rebs.
1.	John Richter	South Carolina (3/5/59)	Quarter	23
2.	Kenny Carr	Maryland (3/3/77)	Quarter	21
	Ronnie Shavlik	Duke (3/5/55)	Finals	21

ASSISTS

Rk.	Name	Opponent	Round	Asts.
1.	Lorenzo Brown	Virginia Tech (3/14/13)	1st Rd.	12
2.	Markell Johnson	Pitt (3/11/20)	2nd Rd.	11
3.	Jarkel Joiner	Virginia Tech (3/8/23)	2nd Rd.	10

BLOCKS

Rk.	Name	Opponent	Round	Blks.
1.	Josh Powell	Georgia Tech (3/14/03)	Quarter	6
2.	Mohamed Diarra	Duke (3/14/24)	Quarter	4
	Kevin Thompson	Georgia Tech (3/8/91)	Quarter	4
	Thurl Bailey	Maryland (3/5/82)	Quarter	4

STEALS

Rk.	Name	Opponent	Round	Stls.
1.	Justin Gainey	Virginia (3/10/00)	Quarter	9
2.	C.C. Harrison	Florida State (3/5/98)	Semi	6
3.	Lorenzo Brown	Boston College (3/8/12)	1st Rd.	5
	Javier Gonzalez	Florida State (3/12/10)	Quarter	5
	Ishua Benjamin	Duke (3/9/95)	1st Rd.	5

MINUTES

Rk.	Name	Opponent	Round	Mins.
1.	Rick Anheuser	South Carolina (3/7/70)	Finals	50
	Paul Coder	South Carolina (3/7/70)	Finals	50
	Joe Dunning	South Carolina (3/7/70)	Finals	50
	Ed Leftwich	South Carolina (3/7/70)	Finals	50
	Vann Williford	South Carolina (3/7/70)	Finals	50

NC STATE INDIVIDUAL RECORDS - SINGLE GAME

POINTS

Rk.	Name	Opponent	Round	Pts.
1.	David Thompson	Virginia (3/6/75)	Quarter	38
	Tommy Burleson	Maryland (3/9/74)	Final	38
3.	David Thompson	Virginia (3/8/74)	Semi	37

FIELD GOALS

Rk.	Name	Opponent	Round	FG
1.	Tommy Burleson	Maryland (3/9/74)	Final	18
2.	David Thompson	Virginia (3/8/74)	Semi	16
3.	Larry Worsley	Duke (3/6/65)	Final	14
	Lou Pucillo	South Carolina (3/6/58)	Quarter	14

FIELD GOAL ATTEMPTS

Rk.	Name	Opponent	Round	FGA
1.	Van Williford	Wake Forest (3/6/69)	Quarter	27
2.	David Thompson	Virginia (3/8/74)	Semi	26
3.	Hawkeye Whitney	Duke (2/28/80)	Quarter	24
	David Thompson	Maryland (3/9/74)	Finals	24
	Tommy Burleson	Duke (3/9/72)	Quarter	24

GAME 35 - VIRGINIA (ACC TOURNAMENT)

GAME NOTES

NC STATE 72, THE CITADEL 59
GAME 1: NOVEMBER 6, 2023 ♦ PNC ARENANC STATE 84, ABILENE CHRISTIAN 64
GAME 2: NOVEMBER 10, 2023 ♦ PNC ARENAOfficial Basketball Box Score - Final
The Citadel at NC State
11/06/23 PNC Arena, Raleigh
2023-24 Men's BasketballGame Time: 7:00 PM
Game Duration: 2:00
Attendance: 12,488Official Basketball Box Score - Final
Abilene Christian at NC State
11/10/23 PNC Arena, Raleigh
2023-24 Men's BasketballGame Time: 7:00 PM
Game Duration: 2:00
Attendance: 12,554

The Citadel - 59

Record: 0-1

NO.	Name	Min	FG	3P	FT	Rebounds	Fouls	TP	AS	TO	ST	Blocks	+/-
			M-A	M-A	M-A	OR DR TOT	PF FO					BS BA	
2	Winston Hill	F 29:25	4-13	0-2	0-0	1 7 8	1 1 8	1	0	1	0	1	-12
42	Quentin Millora-Brown	F 31:35	2-6	1-3	2-4	2 5 7	1 3 7	1	0	0	0	0	-18
1	AJ Smith	G 33:16	3-9	0-2	9-11	1 4 5	3 8 15	0	3	0	0	2	-12
3	Madison Durr	G 23:05	4-8	1-1	0-1	0 5 5	1 2 9	1	5	1	0	2	-15
4	Elijah Morgan	G 27:37	0-4	0-3	0-1	0 0 0	1 1 0	0	1	1	2	0	-16
5	Kam Roberts	06:31	3-3	0-0	0-1	2 2 4	1 1 6	0	1	1	0	0	-1
22	Keynan Davis	17:21	1-3	1-3	0-0	0 1 1	1 0 3	0	1	0	0	0	-2
10	Christian Moore	11:34	2-2	1-1	0-0	0 2 2	0 1 5	2	1	0	0	0	-5
0	Marcus Pigram	09:12	1-1	0-0	1-2	0 1 1	0 1 3	1	0	1	0	0	4
12	Colby McAllister	05:50	0-3	0-2	0-2	0 1 1	1 1 0	0	0	0	0	0	1
11	Levi Birkholz	02:00	0-0	0-0	0-0	0 1 1	0 0 0	0	1	0	0	0	3
32	Tony Carpio	01:41	1-1	0-0	1-2	1 0 1	0 1 3	0	0	0	0	0	4
32	Quinn Nielsen	00:53	0-0	0-0	0-0	0 0 0	0 0 0	0	0	0	0	0	4
Team						3 0 3	0	2					
Totals			21-53	4-17	13-24	10 29 39	10 20	59	8	14	5	0	-13

Technical Fouls:NONE

NC State - 72

Record: 1-0

NO.	Name	Min	FG	3P	FT	Rebounds	Fouls	TP	AS	TO	ST	Blocks	+/-
			M-A	M-A	M-A	OR DR TOT	PF FO					BS BA	
23	Mohamed Diarra	F 26:53	4-10	2-6	0-0	2 12 14	1 2 10	1	0	0	3	0	17
30	D.J. Burns Jr.	F 26:29	8-11	0-0	0-0	1 3 4	3 1 16	2	1	2	1	0	17
0	DJ Horne	G 28:56	2-12	1-7	1-2	0 6 6	1 1 6	3	0	1	0	0	12
1	Jayden Taylor	G 25:25	3-8	2-3	1-3	1 2 3	3 4 9	2	1	0	0	0	17
12	Casey Morsell	G 28:17	4-9	1-4	0-0	1 0 1	3 0 9	2	3	0	0	0	9
14	Michael O'Connell	25:10	5-6	4-5	0-0	1 2 3	2 0 9	4	7	0	1	0	19
34	Ben Middlebrooks	14:45	2-2	0-0	0-0	0 0 0	2 0 4	1	1	3	0	0	-1
11	Dennis Parker, Jr.	11:52	1-4	0-1	2-2	2 1 3	2 2 4	0	2	2	1	0	-2
10	Breon Pass	06:31	0-1	0-1	0-0	0 1 1	1 0 0	0	1	1	0	0	-3
4	LJ Thomas	01:41	0-2	0-1	0-0	0 0 0	0 0 0	0	0	0	0	0	-4
24	Ernest Ross	01:21	0-0	0-0	0-0	0 0 0	0 0 0	0	0	0	0	0	-4
13	KJ Keatts	00:53	0-0	0-0	0-0	0 1 0	0 0 0	0	0	0	0	0	-4
20	Alex Nunnally	00:53	0-0	0-0	0-0	0 0 0	0 0 0	0	0	0	0	0	-4
22	Jordan Snell	00:53	0-0	0-0	0-0	0 0 0	1 0 0	0	0	0	0	0	-4
Team						1 0 1	0	0					
Totals			29-65	10-28	4-7	9 28 37	20 10	72	19	9	5	0	13

Technical Fouls:NONE

	TC	ST
Biggest lead	0 (1 st 20:00)	18 (2 nd 10:31)
Best Scoring Run	6 (2 nd 15:48)	6 (1 st 1:02)
Lead Changes	0	
Times Tied	1	
Time with Lead	00:00	39:10

Points from Turnovers	TC	ST
Paint	11	9
Second Chance	32	34
Fast Breaks	8	12
Bench	20	22

Period by Period Scoring	1st	2nd	TOT
TC	27	32	59
ST	36	36	72

Abilene Christian - 64

Record: 1-1

NO.	Name	Min	FG	3P	FT	Rebounds	Fouls	TP	AS	TO	ST	Blocks	+/-
			M-A	M-A	M-A	OR DR TOT	PF FO					BS BA	
5	Cameron Steele	F 19:34	3-6	2-2	0-0	0 2 2	1 1 8	1	1	1	0	2	-17
23	Airion Simmons	F 17:59	3-7	0-2	1-3	1 0 1	4 2 7	2	2	2	0	0	-17
4	Kavion McClain	G 24:26	1-4	0-2	2-2	1 1 2	0 1 4	3	1	0	0	1	-28
21	Hunter Jack Madden	G 10:31	1-2	1-2	0-0	0 2 2	3 0 3	0	1	0	0	0	-7
24	Ali Abdou Dibba	G 20:48	2-6	0-0	3-5	0 3 3	1 6 7	0	1	0	0	0	-11
22	Aidan Iglehoh	16:54	0-6	0-1	2-2	3 1 4	0 1 2	0	1	0	0	0	-16
0	JV Seat	16:15	1-6	0-1	3-4	3 1 4	3 2 5	0	1	0	0	1	-16
25	Immanuel Allen	20:42	3-6	1-3	4-4	0 1 1	2 2 11	1	1	0	3	0	-17
3	Leonardo Bettiol	12:37	3-4	0-0	1-2	1 1 2	4 1 7	2	2	0	1	0	-4
10	Nasir DeGruij	17:00	1-3	0-1	2-2	2 4 6	0 2 4	2	2	0	1	0	9
2	Yaniel Rivera	07:44	0-1	0-1	0-0	0 2 2	0 0 0	0	0	1	0	0	4
13	Muudubem Muoneke	10:22	1-5	0-1	0-0	2 2 4	1 0 2	2	1	0	0	0	8
1	Colby Tanner	02:34	1-1	1-1	1-1	0 0 0	0 0 0	1	4	0	0	0	0
11	Ma'Shy Hill	02:34	0-0	0-0	0-2	1 0 1	0 1 0	0	0	0	0	0	6
Team						2 0 2	0	0					
Totals			20-57	5-17	19-27	16 20 36	19 20	64	12	11	4	3	-20

Technical Fouls:NONE

NC State - 84

Record: 2-0

NO.	Name	Min	FG	3P	FT	Rebounds	Fouls	TP	AS	TO	ST	Blocks	+/-
			M-A	M-A	M-A	OR DR TOT	PF FO					BS BA	
23	Mohamed Diarra	F 22:10	2-3	0-0	5-7	4 7 11	3 6 9	0	1	0	0	0	21
30	D.J. Burns Jr.	F 30:30	6-9	0-1	0-0	1 6 7	1 1 12	4	0	0	0	0	25
0	DJ Horne	G 23:30	6-11	2-5	1-1	1 1 2	2 1 5	0	1	1	0	0	13
1	Jayden Taylor	G 27:50	5-12	3-4	9-9	1 1 2	1 6 22	2	2	2	2	1	18
14	Casey Morsell	G 29:31	6-14	1-4	3-4	3 0 3	3 2 16	3	0	0	1	0	27
12	Michael O'Connell	17:22	1-3	0-2	0-0	0 2 2	1 0 2	3	1	0	0	0	20
34	Ben Middlebrooks	13:48	2-3	0-1	1-1	2 2 4	3 2 5	0	0	0	0	0	5
11	Dennis Parker, Jr.	14:00	0-1	0-1	1-2	0 2 2	2 1 1	0	0	0	1	0	2
10	Breon Pass	09:05	1-2	0-1	0-0	0 0 0	1 0 2	0	1	1	0	0	-4
24	Ernest Ross	04:37	0-3	0-3	0-0	0 0 0	0 2 0	0	0	0	0	0	-7
13	KJ Keatts	03:18	0-0	0-0	0-0	0 0 0	0 0 0	0	0	1	0	0	-8
22	Jordan Snell	02:34	0-1	0-0	0-0	0 0 0	0 0 0	0	0	0	0	0	-6
20	Alex Nunnally	01:45	0-0	0-0	0-0	0 1 1	0 0 0	0	0	0	0	0	-6
Team						2 3 5	0	1					
Totals			29-62	6-22	20-24	14 25 39	20 19	84	12	8	4	3	20

Technical Fouls:NONE

	AC	ST
Biggest lead	1 (1 st 19:19)	29 (2 nd 8:30)
Best Scoring Run	8 (2 nd 0:37)	11 (2 nd 8:30)
Lead Changes	2	
Times Tied	0	
Time with Lead	00:20	39:24

Points from Turnovers	AC	ST
Paint	9	7
Second Chance	28	34
Fast Breaks	11	13
Bench	35	10

Period by Period Scoring	1st	2nd	TOT
AC	29	35	64
ST	47	37	84

NC STATE 87, CHARLESTON SOUTHERN 53
GAME 3: NOVEMBER 17, 2023 ♦ PNC ARENANC STATE 84, VANDERBILT 78
GAME 4: NOVEMBER 23, 2023 ♦ LAS VEGAS, NVOfficial Basketball Box Score - Final
Charleston So. at NC State
11/17/23 PNC Arena, Raleigh
2023-24 Men's BasketballGame Time: 7:00 PM
Game Duration: 1:58
Attendance: 12,331Official Basketball Box Score - Final
NC State at Vanderbilt
11/23/23 Michelb Ultra Arena, Las Vegas
2023-24 Men's BasketballGame Time: 7:00 PM
Game Duration: 2:03

Charleston So. - 53

Record: 2-2

NO.	Name	Min	FG	3P	FT	Rebounds	Fouls	TP	AS	TO	ST	Blocks	+/-
			M-A	M-A	M-A	OR DR TOT	PF FO					BS BA	
2	Taje' Kelly	F 28:52	4-13	0-2	4-5	0 1 1	1 5 12	2	2	0	1	1	-19
4	DJ Patrick	F 29:38	2-7	1-4	1-2	2 3 5	3 1 6	2	1	2	0	1	-24
13	Reginald Duhart, Jr.	F 24:49	2-3	1-1	0-0	1 3 4	2 0 5	1	1	0	1	0	-30
22	RJ Johnson	G 31:45	4-10	0-2	4-4	0 2 2	0 3 12	3	4	1	1	1	-31
24	Louis Hutchinson	G 26:56	4-6	3-5	0-0	1 6 7	1 1 11	0	1	0	1	0	-15
1	Kalib Clinton	15:11	0-1	0-0	0-0	0 2 2	2 0 0	1	2	0	1	0	-4
11	A'lahn Sumler	16:29	3-5	1-2	0-0	0 0 0	0 2 7	2	0	1	0	0	-17
21	Amarion Savage	08:15	0-1	0-0	0-0	0 0 0	3 0 0	0	0	2	0	0	-3
18	Nobal Days	11:08	0-2	0-0	0-0	1 1 2	2 1 0	0	2	0	0	0	-15
0	Gaddis Heath III	06:57	0-0	0-0	0-0	0 1 1	1 1 0	0	2	0	0	0	-12
Team						2 3 5	0	4					
Totals			19-48	6-18	9-11	7 22 29	16 14	53	10	22	2	5	-34

Technical Fouls:NONE

NC State - 87

Record: 3-0

NO.	Name	Min	FG	3P	FT	Rebounds	Fouls	TP	AS	TO	ST	Blocks	+/-
			M-A	M-A	M-A	OR DR TOT	PF FO					BS BA	
23	Mohamed Diarra	F 14:43	2-5	0-2	2-3	2 3 5	2 2 6	0	0	0	1	1	6
30	D.J. Burns Jr.	F 25:05	6-8	0-0	4-4	0 1 1	1 2 16	1	0	0	1	0	26
0	DJ Horne	G 30:39	7-13	1-3	3-4	2 4 6	2 2 18	3	1	3	0	1	27</

GAME 35 - VIRGINIA (ACC TOURNAMENT)

GAME NOTES

NC STATE 81, UT MARTIN 67 GAME 9: DECEMBER 12, 2023 ♦ PNC ARENA

#12/10 TENNESSEE 79, NC STATE 70 GAME 10: DECEMBER 16, 2023 ♦ SAN ANTONIO, TX



Official Basketball Box Score - Final
UT Martin at NC State
12/12/23 PNC Arena, Raleigh
2023-24 Men's Basketball

Game Time: 7:00 PM
Game Duration: 1:56
Attendance: 11,326



Official Basketball Box Score - Final
NC State at Tennessee
12/16/23 Frost Bank Center, San Antonio
2023-24 Men's Basketball

Game Time: 9:00 PM
Game Duration: 2:41
Attendance: 2,481

UT Martin - 67

Record: 6-5

NO. Name	Min	FG M-A	3P M-A	FT M-A	Rebounds OR DR TOT	Fouls PF FD	TP	AS	TO	ST	Blocks BS BA	+/-
0 KK Curry	F 27:26	5-11	1-2	3-6	2 6 8	1 3 14	3	1	0	0	1 2	
55 David Kamwanga	F 25:34	3-7	0-0	2-2	3 7 10	3 2 8	0	1	0	0	3 -3	
3 Jordan Sears	G 34:36	8-19	4-8	0-0	1 4 5	2 2 20	4	3	1	0	1 -3	
4 Justus Jackson	G 21:01	2-6	1-5	0-0	0 0 0	0 1 5	1	0	0	0	0 -13	
35 Jacob Crews	G 38:15	7-14	3-5	3-6	2 5 7	1 4 20	2	3	1	1	0 -12	
15 Christian Fussell	G 12:53	0-1	0-0	0-0	0 1 1	3 0 0	0	0	0	1	0 -8	
11 Desmond Williams	13:50	0-4	0-3	0-0	0 0 0	0 0 0	0	0	0	0	0 -18	
21 Sebastian Mendoza	15:25	0-1	0-1	0-0	0 1 1	1 0 0	2	2	1	1	0 -20	
5 Casey Myers	01:45	0-0	0-0	0-0	0 1 1	0 0 0	0	0	1	0	0 -2	
1 Koby Jeffries	09:15	0-0	0-0	0-0	1 0 1	0 0 0	0	1	0	0	0 7	
Team					3 2 5		0	1				
Totals		25-63	9-24	8-14	12 27 39	11 12 67	12	13	3	3	5 -14	

Technical Fouls:Curry 1st4;27

Shooting By Period	1 st FG%	2 nd FG%	3 rd FG%	4 th FG%	5 th FG%	GM FG%
1 st FG%	14-32 43.8%					
3PT%	6-13 46.2%					
FT%	1-1 100%					
2 nd FG%	11-31 35.5%					
3PT%	3-11 27.3%					
FT%	7-13 53.8%					
GM FG%	25-63 39.7%					
3PT%	9-24 37.5%					
FT%	8-14 57.1%					

Dead Ball Rebounds: 4 0

NC State - 70

Record: 7-3

NO. Name	Min	FG M-A	3P M-A	FT M-A	Rebounds OR DR TOT	Fouls PF FD	TP	AS	TO	ST	Blocks BS BA	+/-
30 D.J. Burns Jr.	F 33:08	6-10	0-0	3-4	0 5 5	4 2 15	5	2	1	1	0 -15	
0 DJ Horne	G 36:59	6-12	4-7	0-0	0 4 4	2 1 16	2	3	3	0	0 -10	
1 Jayden Taylor	G 35:46	2-9	1-4	6-6	1 3 4	3 3 11	2	2	0	0	1 -3	
11 Dennis Parker, Jr.	G 13:32	2-2	1-1	1-2	1 2 3	4 2 6	0	1	0	0	0 -2	
14 Casey Morsell	G 32:16	2-7	0-1	2-4	1 0 1	2 4 6	3	1	0	0	0 -10	
3 MJ Rice	G 12:54	1-5	0-3	0-2	0 3 3	0 1 2	0	0	1	0	1 3	
12 Michael O'Connell	04:26	0-0	0-0	2-2	0 0 0	1 1 2	0	0	1	0	0 -1	
34 Ben Middlebrooks	08:08	1-1	0-0	1-1	2 1 3	0 1 3	1	0	1	3	0 7	
2 Kam Woods	18:19	2-5	2-2	3-4	1 3 4	2 2 9	0	0	0	0	0 -6	
23 Mohamed Diarra	04:32	0-0	0-0	0-0	0 0 0	0 1 0	0	0	0	0	0 -8	
Team					2 2 4		0	0				
Totals		22-51	8-18	16-25	8 23 31	18 18 70	13	11	7	4	2 -9	

Technical Fouls:NONE

Shooting By Period	1 st FG%	2 nd FG%	3 rd FG%	4 th FG%	5 th FG%	GM FG%
1 st FG%	11-29 37.9%					
3PT%	4-11 36.4%					
FT%	5-8 62.5%					
2 nd FG%	11-22 50.0%					
3PT%	4-7 57.1%					
FT%	13-17 76.5%					
GM FG%	22-51 43.1%					
3PT%	8-18 44.4%					
FT%	18-25 72.0%					

Dead Ball Rebounds: 3 0

NC State - 81

Record: 7-2

NO. Name	Min	FG M-A	3P M-A	FT M-A	Rebounds OR DR TOT	Fouls PF FD	TP	AS	TO	ST	Blocks BS BA	+/-
30 D.J. Burns Jr.	F 27:07	5-13	0-1	0-0	2 10 12	2 2 10	4	1	1	5	0 14	
0 DJ Horne	G 30:36	7-12	6-10	0-0	2 2 4	3 0 0	22	3	0	0	0 26	
1 Jayden Taylor	G 31:55	5-13	3-8	0-2	4 2 6	2 0 13	1	2	2	0	0 16	
11 Dennis Parker, Jr.	G 30:05	6-12	2-5	0-2	4 6 10	1 1 14	1	1	1	1	0 9	
14 Casey Morsell	G 25:27	3-6	0-2	0-0	0 0 0	0 2 0	6	3	1	1	0 1	
3 MJ Rice	15:33	3-5	1-2	0-0	1 0 1	1 1 7	0	2	0	0	0 -9	
12 Michael O'Connell	13:37	0-2	0-2	0-0	1 2 3	3 0 0	0	3	1	0	0 10	
34 Ben Middlebrooks	10:15	0-2	0-1	4-4	1 2 3	1 1 4	1	1	1	0	1 7	
4 LJ Thomas	10:09	2-4	1-2	0-0	0 0 0	0 0 0	5	1	0	0	0 5	
10 Breon Pass	02:38	0-0	0-0	0-0	0 1 1	0 0 0	0	0	0	0	0 -7	
24 Ernest Ross	02:38	0-1	0-1	0-0	0 0 0	0 0 0	0	0	0	0	0 -7	
Team					1 1 2		0	0				
Totals		31-70	13-34	6-10	14 27 41	12 10 81	17	9	6	5	3 14	

Technical Fouls:NONE

Shooting By Period	1 st FG%	2 nd FG%	3 rd FG%	4 th FG%	5 th FG%	GM FG%
1 st FG%	19-36 52.8%					
3PT%	6-13 46.2%					
FT%	2-2 100%					
2 nd FG%	12-34 35.3%					
3PT%	7-21 33.3%					
FT%	4-8 50%					
GM FG%	31-70 44.3%					
3PT%	13-34 38.2%					
FT%	6-10 60.0%					

Dead Ball Rebounds: 2 1

Tennessee - 79

Record: 8-3

NO. Name	Min	FG M-A	3P M-A	FT M-A	Rebounds OR DR TOT	Fouls PF FD	TP	AS	TO	ST	Blocks BS BA	+/-
0 Jonas Aido	F 25:58	2-4	0-1	0-0	1 3 4	0 0 0	4	1	4	0	0 4	
3 Dalton Knecht	G 18:56	1-7	0-1	0-0	0 1 1	2 2 2	2	1	1	1	0 -6	
5 Zakai Zeigler	G 38:34	7-17	4-8	2-4	0 3 3	3 20 8	3	4	0	0	11	
25 Santiago Vescovi	G 29:38	3-6	1-4	2-2	1 2 3	3 2 9	2	1	0	0	0 11	
30 Josiah-Jordan James	G 28:46	1-10	5-7	6-6	3 4 7	4 4 23	3	1	0	1	0 9	
2 Jordan Gainey	11:48	2-6	1-4	0-0	1 1 2	1 2 5	0	1	0	0	0 -4	
11 Tobe Awaka	18:16	2-4	0-0	1-2	6 6 12	4 2 5	3	0	0	0	0 12	
15 Jahmai Mashack	26:41	4-8	1-2	2-2	2 3 5	2 3 11	4	0	1	1	0 11	
13 J.P. Estrella	01:23	0-0	0-0	0-0	0 0 0	0 0 0	0	0	0	0	0 -3	
Team					1 2 3		0	0				
Totals		27-62	12-27	13-16	15 25 40	18 18 79	22	11	6	2	4 9	

Technical Fouls:NONE

Shooting By Period	1 st FG%	2 nd FG%	3 rd FG%	4 th FG%	5 th FG%	GM FG%
1 st FG%	13-33 39.4%					
3PT%	6-17 35.3%					
FT%	2-2 100%					
2 nd FG%	14-29 48.3%					
3PT%	6-10 60.0%					
FT%	11-14 78.6%					
GM FG%	27-62 43.5%					
3PT%	12-27 44.4%					
FT%	13-16 81.3%					

Dead Ball Rebounds: 0 0

	UTM	ST
Biggest lead	4 (1 st 17:51)	22 (2 nd 5:44)
Best Scoring Run	7 (2 nd 1:06)	11 (2 nd 5:44)
Lead Changes	7	
Times Tied	3	
Time with Lead	06:08	32:15

Points from Turnovers	UTM	ST
Paint	30	22
Second Chance	8	11
Fast Breaks	5	16
Bench	0	16

Period by Period Scoring	1st	2nd	TOT
UTM	35	32	67
ST	46	35	81

	NCSL	TENN
Biggest lead	6 (1 st 10:36)	12 (2 nd 0:37)
Best Scoring Run	8 (2 nd 8:45)	9 (1 st 4:39)
Lead Changes	5	
Times Tied	5	
Time with Lead	07:07	30:09

Points from Turnovers	NCSL	TENN
Paint	26	24
Second Chance	12	13
Fast Breaks	8	12
Bench	16	21

Period by Period Scoring	1st	2nd	TOT
NCSL	31	39	70
TENN	34	45	79

NC STATE 82, SAINT LOUIS 70 GAME 11: DECEMBER 20, 2023 ♦ PNC ARENA

NC STATE 83, DETROIT MERCY 66 GAME 12: DECEMBER 23, 2023 ♦ PNC ARENA



Official Basketball Box Score - Final
Saint Louis at NC State
12/20/23 PNC Arena, Raleigh
2023-24 Men's Basketball

Game Time: 7:00 PM
Game Duration: 2:08
Attendance: 12,366



Official Basketball Box Score - Final
Detroit Mercy at NC State
12/23/23 PNC Arena, Raleigh
2023-24 Men's Basketball

Game Time: 1:00 PM
Game Duration: 12:54
Attendance: 12,594

Saint Louis - 70

Record: 7-6

NO. Name	Min	FG M-A	3P M-A	FT M-A	Rebounds OR DR TOT	Fouls PF FD	TP	AS	TO	ST	Blocks BS BA	+/-
3 Bradley Ezewiro	F 24:33	6-8	0-0	6-7	2 7 9	4 5 18	1	2	0	0	0 1	
5 Tim Dalgner	F 34:27	6-10	0-0	5-6	0 4 4	3 4 17	1	1	1	1	0 -1	
22 Terrence Hargrove Jr.	F 38:11	3-5	1-2	1-2	2 6 8	2 1 8	0	1	0	1	0 -10	
1 Cian Medley	G 21:00	2-6	0-2	2-2	1 3 4	5 2 6	6	4	0	0	1 2	
24 Gibson Jimerson	G 35:37	1-8	0-5	5-6	1 1 2	1 2 7	1	3	0	1	0 -14	
12 Bruce Zhang	10:58	1-1	0-0	1-2	1 2 3	3 1 3	0	0	0	0	0 -11	
0 Kellen Thames	01:49	0-0	0-0	0-0	0 1 1	1 0 0	0	1	0	0	0 -3	
2 Larry Hughes II	15:40	1-3	0-2	3-4	0 1 1	2 2 5	0	1	2	2	0 0	
7 Mike Meadows	17:45	3-5	0-1	0-0	0 1 1	1 1 6	0	1	0	0	0 -22	
Team					0 1 1		0	3				
Totals		23-46	1-12	23-29	7 27 34	22 18 70	10	18	3	1	-12	

Technical Fouls:NONE

GAME 35 - VIRGINIA (ACC TOURNAMENT)

GAME NOTES

NC STATE 54, NOTRE DAME 52
GAME 13: JANUARY 3, 2024 ♦ PURCELL PAVILIONNC STATE 76, VIRGINIA 60
GAME 14: JANUARY 6, 2024 ♦ PNC ARENA

NCAA	Official Basketball Box Score - Final										Game Time: 9:00 PM										Game Time: 2:00 PM									
	NC State at Notre Dame										Game Duration: 2:06										Virginia at NC State									
	01/03/24 Purcell Pavilion at the Joyce Center, Notre Dame										Attendance: 4,727										01/06/24 PNC Arena, Raleigh									
	2023-24 Men's Basketball										Officials: Bill Covington, Jr., Tony Henderson, Lamar Simpson										2023-24 Men's Basketball									

NC State - 54		Record: 10-3 (2-0)												
NO. Name		Min	FG M-A	3P M-A	FT M-A	Rebounds OR DR TOT	Fouls PF FD	TP	AS	TO	ST	Blocks BS BA	+/-	
30 D.J. Burns Jr.	F	24:12	6-15	0-0	1-2	2 2 4	3 1	13	2	1	1	0	0	7
0 DJ Home	G	30:11	3-14	2-5	0-0	4 1 5	2 1	8	1	0	1	0	0	-5
1 Jayden Taylor	G	34:10	3-13	1-5	5-6	0 2 2	3 3	12	0	1	1	0	0	10
11 Dennis Parker, Jr.	G	14:54	2-5	0-1	0-0	2 3 5	0 4	4	0	0	0	0	1	-10
14 Casey Morsell	G	35:09	3-10	0-3	1-2	2 2 4	2 3	7	0	1	0	1	1	6
23 Mohamed Diarra		12:09	0-1	0-1	4-4	1 5 6	0 2	4	0	0	0	1	0	9
34 Ben Middlebrooks		15:48	1-4	0-1	2-2	2 1 3	1 1	4	1	1	1	0	0	-5
12 Michael O'Connell		21:51	0-2	0-1	0-0	2 5 7	3 2	0	1	0	0	0	0	-5
2 Kam Woods		08:49	1-2	0-0	0-0	0 0 0	0 0	2	0	0	0	0	0	-4
3 MJ Rice		02:48	0-0	0-0	0-0	0 0 0	0 0	0	0	0	0	0	0	-3
Team						2 4 6		0	0	0	0			
Totals			19-66	3-17	13-16	17 25 42	14 13	54	5	4	4	2	2	2

Shooting By Period	
1st FG%	11-31 35.5%
3PT%	2-11 18.2%
FT%	2-4 50%
2nd FG%	8-35 22.9%
3PT%	1-6 16.7%
FT%	11-12 91.7%
GM FG%	19-66 28.6%
3PT%	3-17 17.6%
FT%	13-16 81.3%
Dead Ball Rebounds: 1, 0	

Virginia - 60		Record: 11-4 (2-2)											
NO. Name	Min	FG M-A	3P M-A	FT M-A	Rebounds OR DR TOT	Fouls PF FD	TP	AS	TO	ST	Blocks BS BA	+/-	
0 Blake Buchanan	F 23:24	2-3	0-0	0-2	1 4 5	2 2	4	0	0	1	0	0	
2 Reece Beskman	G 33:04	4-7	0-0	4-4	0 2 2	2 3	12	10	1	1	0	-13	
4 Andrew Rohde	G 30:59	1-6	0-3	0-0	0 3 3	0 0	2	2	3	0	0	-13	
11 Isaac McKneely	G 31:54	6-13	4-7	2-2	0 3 3	2 1	18	0	3	2	0	-28	
13 Ryan Dunn	G 32:11	7-9	1-2	1-3	2 5 7	3 2	16	1	1	1	0	-12	
34 Jacob Groves	12:00	1-6	0-2	0-0	0 1 1	0 0	2	0	0	0	0	-12	
10 Taine Murray	17:47	0-2	0-0	0-0	1 3 4	0 0	0	1	0	1	0	0	
35 Leon Bond III	03:38	0-3	0-0	0-0	0 0 0	1 0	0	0	0	0	0	-7	
12 Elijah Gertrude	07:32	0-2	0-1	0-0	0 1 1	1 0	0	0	0	0	1	5	
22 Jordan Minor	07:31	2-2	0-0	2-2	1 2 3	0 1	6	0	0	0	0	4	
Team					0 2 2		0	0	0	0			
Totals		23-53	5-15	9-13	5 26 31	11 9	60	14	8	6	2	2	-16

Shooting By Period	
1st FG%	11-27 40.7%
3PT%	1-8 12.5%
FT%	5-7 71.4%
2nd FG%	12-26 46.2%
3PT%	4-7 57.1%
FT%	4-6 66.7%
GM FG%	23-53 43.4%
3PT%	5-15 33.3%
FT%	9-13 69.2%
Dead Ball Rebounds: 2, 0	

Notre Dame - 52		Record: 6-8 (1-2)													
NO. Name	Min	FG M-A	3P M-A	FT M-A	Rebounds OR	DR	OT	Fouls PF	FD	TP	AS	TO	ST	Blocks BS BA	+/-
0 Carey Booth	F 15:16	2-5	0-3	1-2	1	4	5	1	1	5	0	0	0	0	7
13 Tae Davis	F 30:22	3-9	1-3	0-1	0	3	3	1	2	7	0	1	1	0	1
14 Kebba Njie	F 28:49	0-1	0-0	4-4	1	10	11	2	4	4	0	2	0	1	-2
3 Markus Burton	G 34:11	7-16	2-3	2-2	1	1	2	2	5	18	4	6	0	0	1
20 J.R. Konieczny	G 25:35	2-6	1-4	0-0	1	4	5	3	0	5	2	2	0	0	-8
1 Julian Roper II	18:52	1-3	0-2	0-1	0	2	2	2	1	2	0	0	0	1	-2
2 Logan Imes	15:44	1-2	0-1	0-0	0	4	4	1	1	2	1	2	0	0	-3
11 Braeden Shrewsbury	19:05	1-2	1-1	0-0	0	1	1	0	0	3	1	0	0	0	0
25 Matt Zona	10:36	2-3	2-2	0-0	1	1	1	1	0	6	0	0	1	0	2
Team					0	3	3	0	0	0	0	0	0	0	
Totals		19-47	7-19	7-10	5	32	37	13	14	52	8	13	2	2	-2
Technical Fouls: NONE															

Shooting By Period	
1st FG%	12-24 50.0%
3PT%	6-13 46.2%
FT%	4-4 100%
2nd FG%	7-23 30.4%
3PT%	1-6 16.7%
FT%	3-6 50%
GM FG%	19-47 40.4%
3PT%	7-19 36.8%
FT%	7-10 70.0%
Dead Ball Rebounds: 1, 0	

NC State - 76		Record: 11-3 (3-0)												
NO. Name	Min	FG M-A	3P M-A	FT M-A	Rebounds OR DR TOT	Fouls PF FD	TP	AS	TO	ST	Blocks BS BA	+/-		
30 D.J. Burns Jr.	F 21:58	3-6	0-0	0-1	0 2 2	2 1 6	4	1	1	0	0	15		
0 DJ Home	G 31:33	5-11	2-7	2-2	0 6 6	3 1 14	3	0	2	0	0	15		
1 Jayden Taylor	G 31:57	4-9	2-5	5-5	0 1 1	0 3 15	0	2	0	1	1	11		
11 Dennis Parker, Jr.	G 24:00	5-8	3-5	2-2	1 3 4	1 3 15	0	2	1	0	0	11		
14 Casey Morsell	G 32:54	2-9	1-7	0-0	0 2 2	0 1 5	2	1	1	0	1	12		
12 Michael O'Connell	26:56	2-5	1-2	1-2	0 3 3	1 2 6	5	0	0	0	0	11		
34 Ben Middlebrooks	18:03	4-4	0-0	0-0	1 6 7	2 0 8	0	0	0	1	0	1		
23 Mohamed Diarra	02:37	0-1	0-0	0-0	1 2 3	0 0 0	0	0	0	0	0	1		
3 MJ Rice	10:03	3-4	1-2	0-0	2 2 4	0 0 7	0	0	1	0	0	3		
Team					0 0 0	0 0 0	0	0	0	0				
Totals		28-57	10-28	10-12	5 27 32	9 11 76	14	6	6	2	2	16		
Technical Fouls: NONE														

Shooting By Period	
1st FG%	15-30 50.0%
3PT%	5-15 33.3%
FT%	0-2 0%
2nd FG%	13-27 48.1%
3PT%	5-13 38.5%
FT%	10-10 100%
GM FG%	28-57 49.1%
3PT%	10-28 35.7%
FT%	10-12 83.3%
Dead Ball Rebounds: 0, 0	

Technical Fouls: NONE	
Biggest lead	2 (2nd 0:00)
Best Scoring Run	8 (1st 2:56)
Lead Changes	1
Times Tied	1
Time with Lead	00:01 38:48
Points from Turnovers	NCST 13 ND 5
Paint	NCST 24 ND 20
Second Chance	NCST 8 ND 3
Fast Breaks	NCST 6 ND 5
Bench	NCST 10 ND 13
Period by Period Scoring	1st 2nd TOT NCST 26 28 54 ND 34 18 52

Technical Fouls: NONE	
Biggest lead	6 (1st 9:54)
Best Scoring Run	7 (2nd 3:40)
Lead Changes	5
Times Tied	2
Time with Lead	10:31 27:17
Points from Turnovers	UVA 3 ST 9
Paint	UVA 34 ST 30
Second Chance	UVA 6 ST 9
Fast Breaks	UVA 2 ST 7
Bench	UVA 8 ST 21
Period by Period Scoring	1st 2nd TOT UVA 28 32 60 ST 35 41 76

#7/7 NORTH CAROLINA 67, NC STATE 54
GAME 15: JANUARY 10, 2024 ♦ PNC ARENANC STATE 89, LOUISVILLE 83
GAME 16: JANUARY 13, 2024 ♦ KFC YUM! CENTER

NCAA	Official Basketball Box Score - Final										Game Time: 8:00 PM										Game Time: 12:08 PM									
	North Carolina at NC State										Game Duration: 2:15										NC State at Louisville									
	01/10/24 PNC Arena, Raleigh										Attendance: 19,500										01/13/24 KFC Yum! Center, Louisville									
	2023-24 Men's Basketball										Officials: Roger Ayers, Pat Driscoll, John Gaffney										2023-24 Men's Basketball									




North Carolina - 67		Record: 12-3 (4-0)													
NO.	Name	Min	FG	M-A	3P	FT	Rebounds	Fouls	TP	AS	TO	ST	Blocks	+/-	
			M-A	M-A	O R	O T	DR TOT	PF FD					BS BA		
5	Armando Bacot	F 23:05	3-7	0-0	3-4	0	5 5	3 2	9	1	1	1	1	0	16
55	Harrison Ingram	F 35:30	4-9	1-3	0-2	5	14 19	1 2	9	1	2	1	0	0	11
2	Elliot Cadeau	G 32:30	4-8	0-0	3-4	0	1 1	1 4	11	6	2	1	0	2	15
3	Cormac Ryan	G 29:58	3-9	2-6	0-0	1	2 3	1 2	8	0	1	0	0	0	11
4	RJ Davis	G 34:42	6-19	4-10	0-0	0	4 4	1 2	16	1	2	1	0	2	7
7	Seth Trimble	14:48	2-4	0-0	2-3	1	1 2	0 2	6	1	1	1	0	1	6
13	Jalen Washington	11:41	1-4	0-1	0-0	2	6 8	5 0	2	0	0	0	0	0	7
24	Jae'Lyn Withers	12:08	0-1	0-1	4-7	2	1 3	0 4	4	1	1	0	2	0	-6
8	Paxson Wojcik	02:52	0-0	0-0	0-0	0	0 0	1 0	0	0	0	0	0	0	4
1	Zayden High	02:06	1-1	0-0	0-0	0	0 0	1 0	2	0	0	0	1	0	-2
14	Creighton Lebo	00:35	0-0	0-0	0-0	0	0 0	1 0	0	0	0	0	0	0	-2
32	James Okonkwo	00:05	0-0	0-0	0-0	0	0 0	0 0	0	0	0	0	0	0	-2
Team						2	2 4		0	3					
Totals			24-62	7-21	12-20	13	36 49	15 18	67	11	13	5	4	5	13

Shooting By Period	
1st FG%	13-34 38.2%
3PT%	3-9 33.3%
FT%	1-2 50%
2nd FG%	11-28 39.3%

GAME 35 - VIRGINIA (ACC TOURNAMENT)

GAME NOTES

NC STATE 83, WAKE FOREST 76
GAME 17: JANUARY 16, 2024 ♦ PNC ARENAVIRGINIA TECH 84, NC STATE 78
GAME 18: JANUARY 20, 2024 ♦ PNC ARENA

	Official Basketball Box Score - Final											Official Basketball Box Score - Final											Official Basketball Box Score - Final												
	Wake Forest at NC State											Virginia Tech at NC State											Virginia Tech at NC State												
	01/16/24 PNC Arena, Raleigh											01/20/24 PNC Arena, Raleigh											01/20/24 PNC Arena, Raleigh												
	2023-24 Men's Basketball											2023-24 Men's Basketball											2023-24 Men's Basketball												

Wake Forest - 76			Record: 12-5 (4-2)											
NO.	Name	Min	FG	3P	FT	Rebounds	Fouls	TP	AS	TO	ST	Blocks	+/-	
			M-A	M-A	M-A	OR DR TOT	P F					BS BA		
11	Andrew Carr	F 39:03	10-13	3-4	5-9	2 2 4	5 5	28	0	2	1	1	0 -1	
4	Eltton Reid	C 22:01	3-6	1-1	0-1	1 7 8	5 2	7	1	4	1	1	0 8	
0	Kevin Miller	G 37:20	3-12	0-2	15-15	1 2 3	3 11	21	4	6	2	0 3 -5		
2	Cameron Hildreth	G 35:50	3-13	0-4	0-1	2 3 5	4 1	6	3	2	0	1 3		
23	Hunter Sallis	G 27:53	4-9	2-5	2-2	2 4 6	4 1	12	2	2	1	0 0 -15		
33	Matthew Marsh	17:02	0-0	0-0	0-0	0 3 3	2 0	0	0	0	0	0 -13		
20	Parker Friedrichsen	17:59	1-3	0-2	0-0	0 0 0	1 0	2	1	0	0	0 -2		
25	Zach Keller	01:31	0-0	0-0	0-0	0 0 0	1 0	0	0	0	0	0 -5		
10	Abramo Canka	01:21	0-0	0-0	0-0	0 0 0	1 0	0	0	0	0	0 -5		
Team						2 1 3		0	1					
Totals			24-56	6-18	22-28	10 22 32	26 20	76	11	17	5	2 4	-7	

Technical Fouls: Sallis 2nd 0:48Sallis 2nd 0:48

Shooting By Period	
1 st FG%	14-26 53.8%
3PT%	4-10 40.0%
FT%	13-14 92.9%
2 nd FG%	10-30 33.3%
3PT%	2-8 25.0%
FT%	9-14 64.3%
GM FG%	24-56 42.9%
3PT%	6-18 33.3%
FT%	22-28 78.6%
Dead Ball Rebounds: 2 0	

Virginia Tech - 84			Record: 11-7 (3-4)											
NO.		Min	FG M-A	3P M-A	FT M-A	Rebounds OR DR TOT	Fouls PF FD	TP	AS	TO	ST	Blocks BS BA	+/-	
31	Robbie Beran	F 24:44	3-4	1-1	4-4	0 3 3	3 2	11	0	1	2	1	0 7	
15	Lynn Kidd	C 23:57	6-8	0-0	2-2	0 6 6	1 2	14	3	1	2	0 1	-2	
0	Hunter Cattoor	G 33:22	4-8	3-6	1-0	0 4 4	1 6	19	2	1	1	0 1	5	
2	MJ Collins	G 29:24	3-9	1-3	0-0	1 2 3	1 1	7	1	3	1	0 0	8	
3	Sean Pedulla	G 36:11	5-10	1-3	2-3	0 2 2	3 5	13	9	7	0	1 8		
4	Mekhi Long	13:42	0-2	0-1	0-0	0 3 3	3 0	0	1	0	0	1	-2	
34	Myllyjael Poteat	15:04	1-2	0-0	6-8	1 1 2	2 4	8	0	0	1	0 8		
10	Brandon Rechsteiner	02:24	0-0	0-0	0-0	0 1 1	0 0	0	0	4	0	0	-1	
23	Tyler Nickel	21:12	4-6	3-5	1-1	0 0 0	2 2	12	0	0	0	0	-1	
Team						3 1 4		0	3					
Totals			26-49	9-19	23-28	5 23 28	16 22	84	16	20	7	1 4	6	

Technical Fouls: NONE

Shooting By Period	
1 st FG%	11-25 44.0%
3PT%	3-7 42.9%
FT%	8-9 88.9%
2 nd FG%	15-24 62.5%
3PT%	6-12 50.0%
FT%	15-19 78.9%
GM FG%	26-49 53.1%
3PT%	9-19 47.4%
FT%	23-28 82.1%
Dead Ball Rebounds: 4 0	

NC State - 83			Record: 13-4 (5-1)																
NO.	NAME	Min	FG		3P		FT		Rebounds		Fouls		TP	AS	TO	ST	Blocks		+/-
			M-A	P-A	M-A	P-A	M-A	P-A	OR	DR	PF	FF					BS	BA	
30	D.J. Burns Jr.	F 19:16	5-9	0-1	0-1	1	1	2	1	1	10	2	3	0	1	0	0	1	-15
0	DJ Horne	G 30:09	9-19	0-4	3-3	0	3	3	2	4	21	3	2	2	0	1	0	1	17
1	Jayden Taylor	G 33:13	2-6	0-2	8-10	0	5	5	3	8	12	1	2	2	2	0	7	0	7
11	Dennis Parker, Jr.	G 15:10	1-2	0-0	0-2	1	1	2	3	2	2	0	0	2	0	0	10	0	10
14	Casey Morsell	G 33:08	2-6	0-0	4-4	0	0	0	0	2	8	0	0	1	1	1	6	0	6
34	Ben Middlebrooks	19:55	5-5	0-0	4-4	1	5	6	5	3	14	0	2	1	0	0	0	0	-18
12	Michael O'Connell	19:12	1-2	0-0	4-5	0	0	0	4	2	6	1	1	0	0	0	0	0	1
23	Mohamed Diarra	24:50	3-4	0-1	2-4	4	9	13	2	3	8	0	2	2	0	0	0	0	-3
2	Kam Woods	05:07	1-1	0-0	0-0	0	1	1	2	0	2	0	1	0	0	0	0	0	-4
Team						1	1	2	0	0	0	0							
Totals			29-54	0-8	25-33	8	26	34	24	25	83	7	13	10	4	2			

Technical Fouls: Coach 1st 3:32Coach 1st 3:32Diarra 2nd 0:48Middlebrooks 2nd 0:48

Biggest lead		WF	ST
12 (1 st 3:16)		7 (2 nd 0:02)	
Best Scoring Run		10 (1 st 3:16)	8 (2 nd 1:51)
Lead Changes		1	
Times Tied		2	
Time with Lead		35:45	02:17
Points from Turnovers		12	14
Paint		30	50
Second Chance		12	9
Fast Breaks		13	13
Bench		2	30




NC State - 78			Record: 13-5 (5-2)																
NO.	NAME	Min	FG		3P		FT		Rebounds		Fouls		TP	AS	TO	ST	Blocks		+/-
			M-A	M-A	M-A	M-A	OR	DR	TOT	PF	FD	BS					BA		
30	D.J. Burns Jr.	F	17:24	3-8	0-0	2-2	1	3	4	4	1	8	3	3	2	1	0	-8	
0	DJ Horne	G	34:16	6-12	3-6	1-2	0	0	0	1	1	16	3	4	3	0	0	-10	
1	Jayden Taylor	G	29:49	4-12	0-4	7-8	0	5	5	5	4	15	1	2	3	0	0	-10	
11	Dennis Parker, Jr.	G	17:21	1-3	0-1	1-2	2	0	2	1	1	3	1	0	0	0	0	-5	
14	Casey Morsell	G	38:15	4-7	2-3	9-10	3	0	3	3	6	19	2	3	1	0	0	-3	
23	Mohamed Diarra	21:19	3-6	0-1	0-0	3	5	8	3	3	6	0	2	1	0	1	0	-1	
34	Ben Middlebrooks	10:39	1-5	0-0	0-0	2	1	3	0	3	0	2	0	3	1	2	0	-4	
12	Michael O'Connell	25:35	3-5	0-2	0-0	2	1	3	0	0	0	6	5	1	1	0	0	-1	
2	Kam Woods	03:33	0-0	0-0	0-0	0	0	0	0	0	0	0	0	0	0	0	0	-3	
10	Breon Pass	01:50	1-2	1-1	0-0	0	0	0	0	0	0	3	0	0	0	0	1	1	
Team						0	4	4			0	0	1						
Totals				26-60	6-18	20-24	13	19	32	22	16	78	15	18	14	4	1	-6	
<div>Shooting By Period</div> <div><div>1st FG% 15-31 48.4%</div><div>3PT% 2-7 28.6%</div><div>FT% 0-0 0%</div><div>2nd FG% 11-29 37.9%</div><div>3PT% 4-11 36.4%</div><div>FT% 20-24 83.3%</div><div>GM FG% 26-60 43.3%</div><div>3PT% 6-18 33.3%</div><div>FT% 20-24 83.3%</div><div>Dead Ball Rebounds: 2, 0</div></div>																			

Technical Fouls: NONE

Biggest lead		VT	ST
14 (2 nd 2:21)		6 (1 st 17:23)	
Best Scoring Run		8 (1 st 15:04)	8 (2 nd 1:37)
Lead Changes		15	
Times Tied		7	
Time with Lead		19:46	16:51
Points from Turnovers		22	25
Paint		32	32
Second Chance		5	18
Fast Breaks		18	20
Bench		20	17

Shooting By Period	
1 st FG%	15-31 48.4%
3PT%	2-7 28.6%
FT%	0-0 0%
2 nd FG%	11-29 37.9%
3PT%	4-11 36.4%
FT%	20-24 83.3%
GM FG%	26-60 43.3%
3PT%	6-18 33.3%
FT%	20-24 83.3%
Dead Ball Rebounds: 2 0	

VIRGINIA 59, NC STATE 53 (OT)
GAME 19: JANUARY 24, 2024 ♦ JOHN PAUL JONES ARENASYRACUSE 77, NC STATE 65
GAME 20: JANUARY 27, 2024 ♦ JWA WIRELESS DOME

	Official Basketball Box Score - Final											Official Basketball Box Score - Final											Official Basketball Box Score - Final												
	NC State at Virginia											NC State at Syracuse											NC State at Syracuse												
	01/24/24 John Paul Jones Arena, Charlottesville											01/27/24 JWA Wireless Dome, Syracuse											01/27/24 JWA Wireless Dome, Syracuse												
	Virginia vs NC State Men's Basketball											2023-24 Men's Basketball											2023-24 Men's Basketball												
	Game Time: 7:00 PM											Game Time: 7:00 PM											Game Time: 7:00 PM												
	Game Duration: 2:11											Game Duration: 2:11											Game Duration: 2:03												
	Attendance: 13,947											Attendance: 13,947											Attendance: 21,814												

NC State - 53			Record: 13-6 (5-3)										Overall:						
NO.	Name	Min	FG		3P		FT		Rebounds		Fouls		TP	AS	TO	ST	Blocks		+/-
			M	A	M	A	M	A	OR	DR	TOT	PF					FF	BS	
30	D.J. Burns Jr.	F 27:20	5-12	0-0	1-2	1	2	3	2	1	11	1	2	2	1	2	1	2	
0	DJ Home	G 29:48	9-12	3-7	0-0	0	2	2	3	2	9	2	2	1	0	1	0	3	
1	Jayden Taylor	G 40:16	2-6	0-1	0-0	1	3	4	2	0	4	1	0	0	0	0	0	-12	
11	Dennis Parker, Jr.	G 19:07	0-2	0-1	0-0	1	3	4	2	0	0	0	2	1	0	0	0	-5	
14	Casey Morsell	G 32:15	5-14	1-3	2-2	0	2	2	3	2	13	2	2	3	1	2	8		
12	Michael O'Connell	28:12	4-6	0-1	2-2	1	3	4	2	2	10	1	0	1	1	0	0	-8	
23	Mohamed Adair	20:00	2-4	0-0	0-0	0	8	8	1	0	4	0	0	0	1	0	2	0	
34	Ben Middlebrooks	17:40	1-4	0-0	0-0	2	1	3	2	1	2	0	0	0	0	2	-8		
10	Breon Pass	02:42	0-1	0-1	0-0	0	0	0	0	0	0	0	0	0	0	0	0	-5	
2	Kam Woods	04:57	0-1	0-0	0-0	0	0	0	0	0	0	0	0	0	0	1	1	-10	
4	LJ Thomas	02:43	0-1	0-0	0-0	0	1	1	0	0	0	0	0	0	1	0	1	5	
Team						1	0	1	1	0	0	0	1						
Totals			22-63	4-14	5-6	7	25	32	16	8	53	7	9	10	7	9	9	-6	

GAME 35 - VIRGINIA (ACC TOURNAMENT)

GAME NOTES

NC STATE 74, MIAMI 68 GAME 21: JANUARY 30, 2024 ♦ PNC ARENA

NC STATE 82, GEORGIA TECH 76 GAME 22: FEBRUARY 3, 2024 ♦ PNC ARENA

	Official Basketball Box Score - Final										Official Basketball Box Score - Final									
	Miami (FL) at NC State										Georgia Tech at NC State									
	01/30/24 PNC Arena, Raleigh										02/03/24 PNC Arena, Raleigh									
	2023-24 Men's Basketball										2023-24 Men's Basketball									
	Game Time: 9:00 PM										Game Time: 5:30 PM									
	Game Duration: 2:05										Game Duration: 2:10									
	Attendance: 12,194										Attendance: 15,523									
	Officials: Jamie Luckie, Clarence Armstrong, Tommy Morrissey										Officials: Lee Cassel, Tony Chiazza, Isaac Barnett									
	Technical Fouls: NONE										Technical Fouls: NONE									

Miami (FL) - 68		Record: 14-7 (5-5)																	
NO.	Name	Min	FG	3P	FT	Rebounds	Fouls	TP	AS	TO	ST	Blocks	BS	BA	+/-				
			M-A	M-A	M-A	OR DR TOT	PF FD												
15	Norchad Omier	F 29:57	7-14	1-2	3-4	6 6 12	4 3 18	3 1	2 0	0 0	-6								
4	Bensley Joseph	G 32:07	2-7	1-5	1-1	4 3 7	4 1 6	3 3	1 0	0 0	-7								
5	Wooga Poplar	G 37:21	3-16	1-6	3-5	3 7 10	2 2 10	2 2	1 0	2 0	-6								
7	Kyshawn George	G 34:31	2-9	1-7	0-0	2 3 5	2 2 5	2 4	0 1	1 1	-7								
24	Nigel Pack	G 28:55	7-14	3-7	6-8	0 1 1	3 8 23	1 1	1 0	1 0	-11								
1	Michael Nwoko	10:03	2-2	0-0	0-0	0 0 0	1 0 4	0 1	0 0	0 0	0								
10	Paul Djobet	22:57	1-3	0-1	0-0	4 3 7	0 1 2	2 0	0 0	0 0	5								
3	Christian Watson	04:09	0-1	0-0	0-0	0 1 1	0 1 0	0 0	0 0	0 0	1								
Team						1 2 3		0	0										
Totals			24-66	7-28	13-18	20 26 46	16 18 68	13	12	5	1	5	-6						

Georgia Tech - 76		Record: 10-12 (3-8)																	
NO.	Name	Min	FG	3P	FT	Rebounds	Fouls	TP	AS	TO	ST	Blocks	BS	BA	+/-				
			M-A	M-A	M-A	OR DR TOT	PF FD												
11	Baye Ndongo	F 19:24	1-5	0-1	3-4	2 5 7	5 3 8	5 0	1 0	1 0	-17								
10	Ebenezer Dokuwona	G 07:15	0-1	0-0	0-0	1 0 1	2 0 0	0 0	0 0	0 0	-8								
2	Nathian George	G 34:20	5-12	3-5	5-6	0 4 4	1 3 18	5 2	1 0	0 0	3								
13	Miles Kelly	G 31:52	8-13	4-7	0-1	0 10 10	3 1 20	2 2	0 0	1 0	-3								
14	Kowacio Reeves Jr.	G 19:21	4-7	4-6	0-0	0 3 3	0 0 12	1 2	0 0	0 0	-5								
1	Kyle Sturdivant	27:10	3-9	0-3	3-4	0 2 2	2 5 9	2 1	0 0	0 0	-2								
5	Tafara Gapare	21:08	2-6	0-3	3-6	1 3 4	5 3 7	0 2	1 3	0 0	12								
12	Tyshaun Claude	25:11	1-2	0-0	3-4	5 3 8	4 3 5	0 1	0 0	0 0	-4								
3	Dallan "Deebo" Coleman	14:20	0-3	0-2	0-0	1 1 2	1 0 0	0 0	0 0	0 0	-6								
Team						1 5 6		0	1										
Totals			24-58	11-27	17-25	11 36 47	23 18 76	10	12	2	4	2	-6						

NC State - 74		Record: 14-7 (6-4)																	
NO.	Name	Min	FG	3P	FT	Rebounds	Fouls	TP	AS	TO	ST	Blocks	BS	BA	+/-				
			M-A	M-A	M-A	OR DR TOT	PF FD												
30	D.J. Burns Jr.	F 12:38	2-6	0-0	0-2	0 0 0	3 1 4	3 1	0 0	0 0	-1								
0	DJ Horne	G 34:29	7-14	3-7	7-8	0 4 4	3 6 24	2 0	2 0	0 0	1								
1	Jayden Taylor	G 32:19	4-10	3-9	1-2	0 7 7	2 2 12	1 3	2 3	0 0	13								
12	Michael O'Connell	G 35:12	3-6	0-1	0-0	0 5 5	2 2 6	5 2	3 0	0 0	6								
14	Casey Morsell	G 37:38	6-9	3-4	2-2	0 0 2	3 3 17	1 0	0 0	1 0	9								
34	Ben Middlebrooks	15:28	2-5	0-0	1-2	3 1 4	2 1 5	1 1	1 1	1 0	-4								
4	LJ Thomas	08:16	0-1	0-0	0-0	0 0 0	2 0 0	2 0	0 0	0 0	-2								
11	Dennis Parker, Jr.	05:59	1-1	0-0	2-2	0 0 0	1 4 0	1 0	0 0	1 0	0								
23	Mohamed Diarra	14:12	1-2	0-0	0-0	1 4 5	1 0 2	0 0	0 0	0 0	8								
10	Breon Pass	03:49	0-0	0-0	0-0	0 0 0	0 0 0	2 0	0 0	0 0	3								
Team						2 2 4		0	1										
Totals			26-54	9-21	13-18	6 25 31	18 16 74	17	8	9	5	1	6						

NC State - 82		Record: 15-7 (7-4)																	
NO.	Name	Min	FG	3P	FT	Rebounds	Fouls	TP	AS	TO	ST	Blocks	BS	BA	+/-				
			M-A	M-A	M-A	OR DR TOT	PF FD												
30	D.J. Burns Jr.	F 19:52	3-7	0-0	2-3	5 5 10	2 3 8	3 0	0 0	0 0	0								
0	DJ Horne	G 36:24	6-16	4-8	10-11	2 3 5	1 6 26	0 0	0 0	0 0	12								
1	Jayden Taylor	G 36:07	8-19	3-9	2-3	1 6 7	1 3 21	2 1	3 0	2 2	2								
12	Michael O'Connell	G 33:12	2-5	1-3	2-2	1 6 7	4 4 7	6 1	3 0	0 0	1								
14	Casey Morsell	G 36:08	6-13	1-7	2-2	0 1 1	2 1 15	3 1	2 1	0 0	1								
34	Ben Middlebrooks	14:54	0-3	0-0	3-5	3 3 6	5 3 0	0 0	0 0	1 0	-10								
23	Mohamed Diarra	13:19	1-4	0-2	0-1	0 5 5	1 1 2	0 0	0 0	1 0	9								
11	Dennis Parker, Jr.	06:41	0-1	0-1	0-0	0 0 0	0 0 0	0 0	0 0	0 0	1								
2	Kam Woods	03:09	0-1	0-1	0-0	0 0 0	1 0 0	0 0	0 0	0 0	-2								
4	LJ Thomas	00:14	0-0	0-0	0-0	0 0 0	1 0 0	0 0	0 0	0 0	-2								
Team						1 0 1		0	0										
Totals			26-69	9-31	21-27	13 29 42	18 23 82	14	4	9	2	4	6						

Biggest lead		UM	ST
2 (1 st 4:11)		9 (1 st 13:19)	
Best Scoring Run		UM	ST
7 (1 st 7:06)		7 (2 nd 16:23)	
Lead Changes		8	
Times Tied		3	
Time with Lead		01:48	35:42

Points from Turnovers		UM	ST
6		9	
Paint		30	22
Second Chance		19	8
Fast Breaks		5	13
Bench		6	11

PITT 67, NC STATE 64 GAME 23: FEBRUARY 7, 2024 ♦ PNC ARENA

WAKE FOREST 83, NC STATE 79 GAME 24: FEBRUARY 10, 2024 ♦ LJVM COLISEUM

	Official Basketball Box Score - Final Pittsburgh at NC State 02/07/24 PNC Arena, Raleigh 2023-24 Men's Basketball											Official Basketball Box Score - Final NC State at Wake Forest 02/10/24 LJVM Coliseum, Winston-Salem 2023-24 Men's Basketball									
	Game Time: 7:00 PM Game Duration: 2:03 Attendance: 11,366											Game Time: 4:00 PM Game Duration: 2:01 Attendance: 12,571									
	Officials: Ron Groover, Tony Henderson, Pat Driscoll											Officials: Roger Ayers, AJ Desja, Matt Potter									
	Technical Fouls: NONE											Technical Fouls: Home 1									

GAME 35 - VIRGINIA (ACC TOURNAMENT)

GAME NOTES

NC STATE 78, CLEMSON 77
GAME 25: FEBRUARY 17, 2024 ♦ LITTLEJOHN COLISEUMSYRACUSE 87, NC STATE 83
GAME 26: FEBRUARY 20, 2024 ♦ PNC ARENAOfficial Basketball Box Score - Final
NC State at Clemson
02/17/24 Littlejohn Coliseum, Clemson
2023-24 Clemson Men's BasketballGame Time: 7:45 PM
Game Duration: 2:08
Attendance: 9,000Official Basketball Box Score - Final
Syracuse at NC State
02/20/24 PNC Arena, Raleigh
2023-24 Men's BasketballGame Time: 7:00 PM
Game Duration: 2:19
Attendance: 12,766

Officials: Ron Groover, Clarence Armstrong, Brent Hampton

Officials: Roger Ayers, Keith Kimble, Courtney Green

NC State - 78																		
Record: 16-9 (8-6)																		
NO.	Name	Min	FG	3P	FT	Rebounds	Fouls	TP	AS	TO	ST	Blocks	BS	BA	+	-		
			M-A	M-A	M-A	OR DR TOT	PF FD											
23	Mohamed Diarra	F 33:33	3-6	3-3	2-4	4 5 9	1 2	11	0	1	3	2	0	0	0	0	0	0
30	D.J. Burns Jr.	F 25:28	6-9	0-0	2-2	0 3 3	5 1	14	4	0	0	1	1	0	0	0	1	0
0	DJ Home	G 38:28	10-20	5-11	2-2	0 4 4	3 3	27	2	1	2	0	1	4	0	0	1	4
12	Michael O'Connell	G 27:29	2-5	0-1	0-0	0 5 5	1 1	4	4	3	1	0	0	0	-2	0	0	2
14	Casey Morsell	G 33:11	1-5	0-1	4-8	1 4 5	2 4	6	3	1	2	1	0	3	0	0	1	0
34	Ben Middlebrooks	20:59	1-2	0-1	2-3	0 1 1	3 2	4	0	0	0	1	0	0	2	0	0	2
1	Jayden Taylor	18:41	4-8	1-3	3-3	0 3 3	0 2	12	0	0	0	1	0	5	0	0	0	5
10	Breon Pass	02:11	0-0	0-0	0-0	0 0 0	0 0	0	0	0	0	0	0	0	-1	0	0	0
Team						0 1 1		0	0	1								
Totals			27:55	9-20	15-22	5 26 31	15 15	78	12	7	8	5	2	1				
Technical Fouls: NONE																		

Shooting By Period			
1 st	FG%	13-30	43.3%
	3PT%	5-11	45.5%
	FT%	8-12	66.7%
2 nd	FG%	14-25	56.0%
	3PT%	4-9	44.4%
	FT%	7-10	70%
GM	FG%	27-55	49.1%
	3PT%	9-20	45.0%
	FT%	15-22	68.2%
Dead Ball Rebounds: 4, 0			

Syracuse - 87																		
Record: 17-10 (8-6)																		
NO.	Name	Min	FG	3P	FT	Rebounds	Fouls	TP	AS	TO	ST	Blocks	BS	BA	+	-		
			M-A	M-A	M-A	OR DR TOT	PF FD											
1	Malik Brown	F 33:47	1-5	0-0	4-4	1 4 5	4 2	6	6	1	2	0	2	2	0	0	2	2
4	Chris Bell	F 40:00	8-11	8-10	2-2	0 3 3	3 1	26	0	0	0	0	0	1	4	0	0	4
2	JJ Starling	G 40:00	6-14	1-3	0-0	1 3 4	2 0	13	2	3	0	0	0	4	0	0	0	4
3	Judah Mintz	G 28:06	4-13	0-2	7-7	0 2 2	2 4	15	4	3	2	1	2	0	0	0	0	7
5	Justin Taylor	G 16:38	1-1	0-0	0-0	1 2 3	1 0	2	0	1	0	0	0	0	0	0	0	7
24	Quadir Copeland	26:17	10-13	0-1	5-6	4 4 8	2 5	25	1	3	1	2	0	1	0	0	0	1
55	Mounir Hima	06:13	0-0	0-0	0-0	0 0 0	1 0	0	0	0	0	0	0	0	2	0	0	2
0	Kyle Cuffe, Jr.	08:59	0-2	0-1	0-0	1 0 1	4 0	0	2	0	1	0	0	0	2	0	0	2
Team						3 1 4		0	0	0								
Totals			30:59	9-17	18-19	11 20 31	20 12	87	15	11	6	3	5	4				
Technical Fouls: NONE																		

Shooting By Period			
1 st	FG%	19-31	61.3%
	3PT%	9-14	64.3%
	FT%	8-8	100%
2 nd	FG%	11-28	39.3%
	3PT%	0-3	0.0%
	FT%	10-11	90.9%
GM	FG%	30-59	50.8%
	3PT%	9-17	52.9%
	FT%	18-19	94.7%

Dead Ball Rebounds: 1, 0

Clemson - 77																		
Record: 17-8 (7-7)																		
NO.	Name	Min	FG	3P	FT	Rebounds	Fouls	TP	AS	TO	ST	Blocks	BS	BA	+	-		
			M-A	M-A	M-A	OR DR TOT	PF FD											
4	Ian Schieffelin	F 25:17	1-6	0-3	0-0	1 6 7	3 1	2	1	0	0	0	1	1	10	0	0	0
5	Jack Clark	F 32:59	3-4	1-2	1-1	2 5 7	2 4	8	0	0	1	1	0	-2	0	0	0	0
24	PJ Hall	F 31:02	5-11	2-5	6-8	2 5 7	2 5	18	1	2	0	0	2	0	0	0	0	0
1	Chase Hunter	G 31:17	4-11	2-4	0-0	1 0 1	3 0	10	2	2	0	0	1	9	0	0	0	0
11	Joseph Girard III	G 37:45	7-13	4-7	5-5	0 3 3	1 2	23	3	4	1	0	1	4	0	0	0	0
2	Dillon Hunter	04:13	2-2	0-0	0-0	0 0 0	0 4	0	1	0	0	0	0	-9	0	0	0	0
10	RJ Godfrey	23:41	4-6	0-1	2-3	0 6 6	1 3	10	2	3	0	0	0	-12	0	0	0	0
0	Josh Beadle	12:29	1-4	0-2	0-0	0 0 0	0 2	2	0	0	0	0	0	-2	0	0	0	0
21	Chauncey Wiggins	01:18	0-1	0-0	0-0	1 0 1	1 0	0	0	0	0	1	0	-3	0	0	0	0
Team						1 0 1		0	0	0								
Totals			27:58	9-24	14-17	8 25 33	15 15	77	11	11	2	2	5	-1				
Technical Fouls: NONE																		

Shooting By Period		
1 st	FG%	14-29 48.3%
	3PT%	6-17 35.3%
	FT%	1-1 100%
2 nd	FG%	13-29 44.8%
	3PT%	3-7 42.9%
	FT%	13-16 81.3%
GM	FG%	27-58 46.6%
	3PT%	9-24 37.5%
	FT%	14-17 82.4%
Dead Ball Rebounds: 0, 1		

NC State - 83			Record: 16-10 (8-7)															
NO.	Name	Min	FG M-A	3P M-A	FT M-A	Rebounds OR DR TOT	Fouls PF FD	TP	AS	TO	ST	Blocks BS BA	e/-					
23	Mohamed Diarra	F 26:14	3-6	0-3	1-1	2 6 8	0 1	7	1	1	0	2	0	-4				
30	D.J. Burns Jr.	F 23:40	4-8	0-0	4-4	2 1 3	2 3	12	3	2	0	0	0	-5				
0	D.J. Home	G 40:00	11-22	6-10	4-4	0 1 1	1 4	32	1	3	1	0	2	-4				
12	Michael O'Connell	G 15:31	0-1	0-0	0-0	0 1 1	0 0	0	2	2	0	0	0	-11				
14	Casey Morsell	G 31:56	1-5	0-1	2-4	2 3 5	1 3	4	1	0	0	1	0	-3				
1	Jayden Taylor	27:21	3-6	1-3	3-3	1 1 2	3 2	10	1	1	2	0	0	5				
34	Ben Middlebrooks	16:20	2-5	0-0	8-10	6 3 9	2 5	12	1	0	1	0	1	1				
11	Dennis Parker, Jr.	08:29	0-0	0-0	0-0	0 1 1	0 0	0	0	0	0	0	0	4				
10	Breon Pass	10:29	2-4	0-1	2-3	0 1 1	1 2	6	0	1	0	0	0	-3				
Team						1 0 1		0	0	1								
Totals			26:57	7-18	24-29	14 18 32	12 20	83	10	11	4	5	3	-4				
															Technical Fouls: NONE			

GAME 35 - VIRGINIA (ACC TOURNAMENT)

GAME NOTES

#9/8 NORTH CAROLINA 79, NC STATE 70
GAME 29: MARCH 2, 2024 ♦ DEAN E. SMITH CENTER#9/8 DUKE 79, NC STATE 64
GAME 30: MARCH 4, 2024 ♦ PNC ARENAOfficial Basketball Box Score - Final
NC State at North Carolina
03/02/24 Dean Smith Center, Chapel Hill
2023-24 Men's BasketballGame Time: 4:00 PM
Game Duration: 2:01
Attendance: 21,750Official Basketball Box Score - Final
Duke at NC State
03/04/24 PNC Arena, Raleigh
2023-24 Men's BasketballGame Time: 7:00 PM
Game Duration: 1:56
Attendance: 19,500

Officials: Bill Covington, Clarence Armstrong, Jeffery Clark

Officials: Roger Ayers, Ron Groover, Doug Shores

NC State - 70														
Record: 17-12 (9-9)														
NO.	Name	Min	FG	3P	FT	Rebounds	Fouls	TP	AS	TO	ST	Blocks	BS	BA
			M-A	M-A	M-A	OR	DR	TOT	PF	FD				
23	Mohamed Diarra	F 33:03	1-4	1-4	1-2	0	8	6	1	1	4	0	0	0
30	D.J. Burns Jr.	F 16:44	3-9	0-0	0-0	0	1	1	1	1	6	1	0	0
0	DJ Horne	G 39:11	8-19	2-4	2-4	1	2	3	3	20	2	2	0	2
12	Michael O'Connell	G 25:48	2-7	1-3	2-2	0	5	5	2	1	7	0	2	0
14	Casey Morsell	G 26:20	4-10	0-1	1-2	3	1	4	5	3	9	3	1	0
1	Jayden Taylor	G 27:32	6-10	5-7	5-6	0	0	1	1	2	4	22	0	1
11	Dennis Parker, Jr.	G 06:57	1-1	0-0	0-0	0	0	0	0	0	0	0	0	0
34	Ben Middlebrooks	G 23:16	0-0	0-0	0-0	3	2	5	4	0	0	2	1	1
10	Breon Pass	G 01:09	0-0	0-0	0-0	0	0	1	1	0	0	0	0	0
Team						2	1	3						
Totals			25-60	9-19	11-16	9	22	31	21	13	70	9	9	3

Technical Fouls: NONE

North Carolina - 79														
Record: 23-6 (15-3)														
NO.	Name	Min	FG	3P	FT	Rebounds	Fouls	TP	AS	TO	ST	Blocks	BS	BA
			M-A	M-A	M-A	OR	DR	TOT	PF	FD				
5	Armando Bacot	F 33:50	4-12	0-0	5-5	0	7	7	2	3	13	0	2	0
55	Harmon Ingram	F 35:49	8-14	2-5	4-4	3	3	6	1	3	22	0	0	2
2	Elliot Cadeau	G 31:08	5-7	1-1	4-5	1	3	4	1	6	15	7	2	1
3	Cormac Ryan	G 29:51	1-3	1-3	2-2	0	2	2	2	5	2	0	1	0
4	RJ Davis	G 36:18	4-11	1-3	2-5	4-5	0	7	7	1	3	14	5	1
17	Seth Trimble	G 14:37	1-2	0-1	2-4	0	0	0	0	2	4	1	0	1
13	Jalen Washington	G 06:10	0-0	0-0	2-2	0	2	2	2	2	2	0	0	0
24	Jae'Lyn Withers	G 09:58	2-3	0-0	0-0	0	2	2	1	0	4	0	1	0
8	Paxson Wojcik	G 02:19	0-1	0-1	0-0	0	0	0	0	0	0	0	0	0
Team						1	3	4						
Totals			25-53	6-16	23-27	5	29	34	13	21	79	13	8	4

Technical Fouls: NONE

Biggest lead		ST	UNC
		10 (2 nd 19:32)	13 (2 nd 9:14)
Best Scoring Run		8 (1 st 3:16)	9 (2 nd 16:25)
Lead Changes		13	
Times Tied		5	
Time with Lead		11:42	25:11

Points from Turnovers		ST	UNC
		15	12
Paint		20	32
Second Chance		8	9
Fast Breaks		4	6
Bench		24	10

Period by Period Scoring			
	1st	2nd	TOT
ST	45	25	70
UNC	37	42	79

Duke - 79														
Record: 24-6 (15-6)														
NO.	Name	Min	FG	3P	FT	Rebounds	Fouls	TP	AS	TO	ST	Blocks	BS	BA
			M-A	M-A	M-A	OR	DR	TOT	PF	FD				
25	Mark Mitchell	F 18:19	2-7	0-1	1-2	4	2	6	0	2	5	0	0	0
30	Kyle Filipowski	C 21:43	4-6	1-2	0-0	1	1	2	3	0	9	2	1	0
0	Jared McCain	G 34:11	6-14	3-9	1-1	1	4	5	1	2	16	2	0	1
3	Jeremy Roach	G 36:18	9-17	1-7	2-3	2	2	4	2	1	21	3	0	1
5	Tyrese Proctor	G 40:00	4-10	3-8	0-0	0	4	4	1	0	11	3	3	1
15	Ryan Young	G 13:06	1-2	0-0	0-0	4	1	5	3	0	2	0	0	0
12	TJ Power	G 10:14	1-5	1-3	0-0	1	0	1	0	0	3	1	0	0
13	Sean Stewart	G 26:09	5-7	0-0	2-3	4	1	5	4	2	12	1	0	2
Team						2	2	4				0	1	
Totals			32-68	9-30	6-9	19	17	36	14	7	79	12	5	6

Technical Fouls: NONE

NC State - 64														
Record: 17-13 (9-10)														
NO.	Name	Min	FG	3P	FT	Rebounds	Fouls	TP	AS	TO	ST	Blocks	BS	BA
			M-A	M-A	M-A	OR	DR	TOT	PF	FD				
23	Mohamed Diarra	F 37:38	4-8	1-2	1-2	1	6	7	2	2	10	0	0	1
30	D.J. Burns Jr.	F 30:49	12-19	0-0	3-5	3	2	5	1	5	27	4	3	0
0	DJ Horne	G 35:35	4-8	0-1	0-0	0	1	1	0	1	8	2	0	1
12	Michael O'Connell	G 24:51	1-3	1-1	0-0	0	4	4	0	1	3	2	1	2
14	Casey Morsell	G 35:37	4-10	0-2	1-2	3	1	4	1	2	9	1	3	0
1	Jayden Taylor	G 13:49	0-1	0-0	2-2	0	1	1	0	1	2	1	1	0
34	Ben Middlebrooks	G 08:28	1-1	0-0	1	2	1	3	2	2	2	1	0	1
11	Dennis Parker, Jr.	G 03:05	0-2	0-0	0-2	0	2	2	0	1	0	0	0	0
10	Breon Pass	G 08:42	1-3	1-2	0-0	0	1	1	0	0	3	1	0	0
20	Alex Nunnally	G 00:43	0-1	0-1	0-0	0	0	0	0	0	0	0	0	0
24	Ernest Ross	G 00:43	0-0	0-0	0-0	0	0	0	0	0	0	0	0	0
Team						2	1	3				0	1	
Totals			27-56	3-9	7-14	13	18	31	7	14	64	12	10	4

Technical Fouls: NONE

Biggest lead		DUKE	ST
		16 (2 nd 1:56)	9 (1 st 17:06)
Best Scoring Run		11 (1 st 13:26)	9 (1 st 17:06)
Lead Changes		11	
Times Tied		2	
Time with Lead		27:56	10:39

Points from Turnovers		DUKE	ST
		20	9
Paint		40	36
Second Chance		22	14
Fast Breaks		10	4
Bench		17	7

Period by Period Scoring			
	1st	2nd	TOT
DUKE	33	46	79
ST	30	34	64

PITT 81, NC STATE 73
GAME 31: MARCH 9, 2024 ♦ PETERSEN EVENTS CENTER[10] NC STATE 94, [15] LOUISVILLE 85
GAME 32: MARCH 12, 2024 ♦ CAPITAL ONE ARENAOfficial Basketball Box Score - Final
NC State at Pitt
03/09/24 Petersen Events Center, Pittsburgh
2023-24 Men's BasketballGame Time: 7:45 PM
Game Duration: 1:49
Attendance: 10,700Official Basketball Box Score - Final
Louisville at NC State
03/12/24 Capital One Arena, Washington
2023-24 Men's BasketballGame Time: 4:30 PM
Game Duration: 2:10

Officials: Jamie Luckie, Courtney Green, Jemel Spearman

Officials: Lee Cassell, Mark Schnur, Jerry Heater

NC State - 73														
Record: 17-14 (9-11)														
NO.	Name	Min	FG	3P	FT	Rebounds	Fouls	TP	AS	TO	ST	Blocks	BS	BA
			M-A	M-A	M-A	OR	DR	TOT	PF	FD				
30	D.J. Burns Jr.	F 25:43	4-11	0-0	1-2	2	2	4	0	1	9	4	3	0
0	DJ Horne	G 11:55	1-3	1-2	0-0	0	2	2	0	0	3	0	0	1
1	Jayden Taylor	G 34:04	9-15	5-10	5-8	1	6	7	1	6	28	3	2	2
12	Michael O'Connell	G 27:14	3-7	1-4	0-0	0	2	2	2	1	7	3	1	0
14	Casey Morsell	G 32:33	3-9	0-2	2-2	2	1	3	3	1	8	1	1	0
23	Mohamed Diarra	G 28:01	1-2	1-2	2-2	2	1	3	9	2	1	5	1	0
34	Ben Middlebrooks	G 11:07	3-4	0-0	2-2	2	3	5	4	1	8	0	2	0
10	Breon Pass	G 14:14	2-4	1-2	0-0	0	1	1	0	0	5	0	0	1
24	Ernest Ross	G 10:45	0-1	0-1	0-0	0	0	0	1	0	0	0	0	1
2	Kam Woods	G 04:24	0-0	0-0	0-0	0	0	0	1	0	0	0	0	0
Team						0	1	1						
Totals			26-56	9-23	12-16	9	25	34	14	11	73	12	10	3

Technical Fouls: NONE

Pitt - 81		Record: 21-10 (12-8)													
NO.	Name	Min	FG	3P	FT	Rebounds	Fouls	TP	AS	TO	ST	Blocks	BS	BA	
			M-A	M-A	M-A	OR	DR	TOT	PF	FD					
2	Blake Hinson	F 38:21	8-16	2-6	3-4	1	2	3	1	3	21	2	0	0	
55	Zack Austin	F 17:16	2-4	0-0	1-2	2	1	3	1	1	5	1	0	2	
33	Federiko Federiko	C 29:29	4-6	0-0	0-0	4	5	9	1	1	9	3	1	0	
7	Carlton Carrington	G 39:03	8-15	4-9	3-4	0	5	5	0	3	23	6	1	0	
15	Jaland Lowe	G 36:13	3-9	1-1	0-0	0	5	2	2	2	6	1	1	0	
5	Ishmael Leggett	27:28	0-10	0-1	0-0	0	2	2	1	1	1	1	1	0	
25	Guillermo Diaz Graham	12:10	3-5	1-3	1-1	0	1	1	1	1	8	1	1	0	
Team						0	3	3	0	0	0				
Totals			32-64	8-20	9-12	10	24	34	11	14	81	16	5	3	3

GAME NOTES

(10) NC STATE 74, (2) DUKE 69
GAME 34: MARCH 14, 2024 ♦ CAPITAL ONE ARENA



NC State - 83

Shooting By Period			
1 st	FG%	13-33	39.4%
	3PT%	3-10	30.0%
	FT%	6-8	75%
2 nd	FG%	15-33	45.5%
	3PT%	4-10	40.0%
	FT%	14-16	87.5%
GM	FG%	28-66	42.4%
	3PT%	7-20	35.0%
	FT%	20-24	83.3%

Dead Ball Rebounds: 2

Shooting By Period			
1 st	FG%	13-28	46.4%
	3PT%	5-11	45.5%
	FT%	4-6	66.7%
2 nd	FG%	15-33	45.5%
	3PT%	2-5	40.0%
	FT%	7-14	50%
GM	FG%	28-61	45.9%
	3PT%	7-16	43.8%
	FT%	11-20	55.0%

Dead Ball Rebounds: 6.0

Shooting By Period			
1 st	FG%	12-30	40.0%
	3PT%	3-10	30.0%
	FT%	5-5	100%
2 nd	FG%	15-28	53.6%
	3PT%	3-9	33.3%
	FT%	0-1	0%
GM	FG%	27-58	46.6%
	3PT%	6-19	31.6%
	FT%	5-6	83.3%

Dead Ball Rebounds: 1.0

Shooting By Period		
1 st	FG%	13-32 40.6%
	3PT%	2-10 20.0%
	FT%	4-6 66.7%
2 nd	FG%	15-33 45.5%
	3PT%	3-10 30.0%
	FT%	4-8 50%
GM	FG%	28-65 43.1%
	3PT%	5-20 25.0%
	FT%	8-14 57.1%

Dead Ball Rebounds: 5, 0

	NCS	DUK	Points from	NCS	DUK	Period by Period Scoring			
Biggest lead	10 (2 nd 6:20)	4 (1 st 5:47)	Turnovers	8	9		1st	2nd	TOT
Best Scoring Run	11 (2 nd 17:12)	9 (1 st 5:47)	Paint	34	44	NCS	35	39	74
Lead Changes	5	1	Second Chance	18	8				
Times Tied	3		Fast Breaks	7	8	DUK	32	37	69
Time with Lead	32:21	03:05	Bench	21	0				



0 DJ HORNE

GUARD · GRADUATE · 6-2 · 180 LBS. · RALEIGH, NC · TRINITY CHRISTIAN (ARIZONA STATE)

SEASON STATS

PPG	RPG	APG	FG%	3FG%	FT%
16.8	3.2	2.1	44.1	42.5	79.3

HORNE'S SINGLE-GAME BEST

POINTS

Season	32, vs. Syracuse (2/20/24)
Career	34, vs. Northern Iowa (2/27/21)
ACC	32, vs. Syracuse (2/20/24)

REBOUNDS

Season	9, vs. UNC (1/10/24)
Career	9, vs. UNC (1/10/24)
ACC	9, vs. UNC (1/10/24)

FG MADE

Season	13, at Wake Forest (2/10/24)
Career	13 (2x), last at Wake Forest (2/10/24)
ACC	13, at Wake Forest (2/10/24)

FG ATTEMPTED

Season	22, vs. Syracuse (2/20/24)
Career	23, vs. Northern Iowa (2/27/21)
ACC	22, vs. Syracuse (2/20/24)

3FG MADE

Season	6 (4x), last vs. Syracuse (2/20/24)
Career	6 (5x), last vs. Syracuse (2/20/24)
ACC	6 (2x), last vs. Syracuse (2/20/24)

3FG ATTEMPTED

Season	11 (2x), last at Clemson (2/17/24)
Career	12 (2x), last vs. Stanford (3/9/22)
ACC	11, at Clemson (2/17/24)

FT MADE

Season	10, vs. Georgia Tech (2/3/24)
Career	10, vs. Georgia Tech (2/3/24)
ACC	10, vs. Georgia Tech (2/3/24)

FT ATTEMPTED

Season	11, vs. Georgia Tech (2/3/24)
Career	11, vs. Georgia Tech (2/3/24)
ACC	11, vs. Georgia Tech (2/3/24)

ASSISTS

Season	6, vs. Detroit Mercy (12/23/23)
Career	11, vs. Greenville (12/2/20)
ACC	5, at Boston College (12/2/23)

STEALS

Season	4 (2x), last vs. Syracuse (3/13/24)
Career	5 (3x), last vs. Valparaiso (1/24/21)
ACC	4, vs. Syracuse (3/13/24)

BLOCKS

Season	1 (3x), last at Wake Forest (2/10/24)
Career	1 (12x), last at Wake Forest (2/10/24)
ACC	1 (3x), last at Wake Forest (2/10/24)

MINUTES

Season	40, vs. Syracuse (2/20/24)
Career	45, vs. UCLA (2/5/22)
ACC	40, vs. Syracuse (2/20/24)

MISC. STATS

Games with 10+ points	105
Games with 20+ points	26
Games with 10+ rebounds	1
Games with 3+ assists	50
Games with 2+ steals	41
Games with 2+ blocks	0
Double-Doubles	1
Games led NCSU in points	15
Games led NCSU in rebounds	2
Games led NCSU in assists	7
Games led NCSU in steals	11
Games led NCSU in blocks	1

NOTING HORNE

- » Third-Team All-ACC Selection; Second-Team Associated Press All-ACC selection
- » Averaged 18.1 points per game in ACC-only games, fourth-highest average in the league
- » 91 three-pointers this season are the tied for seventh-most in a single season in program history
- » Scored 25+ points in five consecutive games from 2/3 to 2/20, longest stretch of 25+ point games for an NC State player since Cat Barber did it five times during the 2015-16 season
- » Scored a season-high 32 points on 11-of-22 shooting vs. Syracuse on 2/17 ...Tied season-high for fourth time this season with six made three-pointers
- » Scored a then-season high 31 points at Wake Forest (2/10) on 13-of-21 shooting
- » Named Co-ACC Player of the Week on 2/3 ... Averaged 25.0 ppg in two NC State wins the previous week
- » Grabbed a career high 9 boards against UNC on 1/10
- » Scored 20 of a then season-high 26 points in the first half in win over Detroit Mercy ... went 6-of-11 from long range and recorded a season-high six assists while tying a season best six rebounds
- » Played last two seasons at Arizona State ... Appeared in 35 games, making 34 starts last season ... Averaged 12.5 points, 3.4 rebounds and 2.4 assists per game ... Second on team in scoring and assists ... Made 72 three-pointers, second-most on team, and shot 35.5 percent from long-range ... Ranked eighth in Pac-12 in three-pointers made per game with an average of 2.06
- » Appeared in 30 games, making 28 starts as a junior at Arizona State ... Averaged 12.5 points, 2.9 rebounds and 1.9 assists per game ... Led ASU in scoring and was second in assists ... Made 73 three-pointers, most on team
- » Played freshman and sophomore seasons at Illinois State ... Missouri Valley Conference Honorable Mention selection by Coaches as a sophomore at Illinois State ... Appeared in 24 games, making 21 starts ... Averaged 15.1 points, 3.7 rebounds and 2.7 assists per game ... Led team in scoring, assists and steals ... Also led team in three-pointers made (61) and three-point field goal percentage (42.4)
- » Missouri Valley Conference All-Freshman Team in 2019-20 ... Appeared in 31 games, making 24 starts ... Came off the bench in first seven games of season before starting final 24 ... Averaged 8.7 points, 3.1 rebounds and 1.4 assists per game ... Made 47 three-pointers and shot 40.2 percent from long-range

2023-24 GAME-GAME STATS

DATE	OPPONENT	ST	MIN	FG-FGA	PCT.	3FG-FGA	PCT.	FT-FTA	PCT.	O-D-T	PF	A	TO	BLK	STL	PTS
11/6	The Citadel	*	29	2-12	.167	1-7	.143	1-2	.500	0-6-6	1	3	0	0	1	6
11/10	Abilene Christian	*	24	6-11	.545	2-5	.400	1-1	1.000	1-1-2	2	0	1	0	1	15
11/17	Charleston So.	*	31	7-13	.538	1-3	.333	3-4	.750	2-4-6	2	3	1	0	3	18
11/23	vs. Vanderbilt	*	25	2-7	.286	2-3	.667	3-4	.750	0-1-1	3	2	0	0	1	9
11/24	vs. BYU	*	29	5-14	.357	4-7	.571	0-0	.000	0-1-1	3	1	0	0	4	14
11/28	at Ole Miss	*	35	2-12	.167	1-8	.125	0-0	.000	1-0-1	0	3	0	0	0	2
12/2	at Boston College	*	39	7-16	.438	2-7	.286	5-6	.833	0-5-5	2	5	1	0	1	21
12/6	UMES	*	31	4-7	.571	2-5	.400	0-1	.000	0-0-0	1	4	0	0	0	10
12/12	UT Martin	*	31	7-12	.583	6-10	.600	2-2	1.000	0-3-3	0	3	0	0	0	22
12/16	vs. Tennessee	*	37	6-12	.500	4-7	.571	0-0	.000	0-4-4	2	2	3	0	3	16
12/20	Saint Louis	*	25	7-13	.538	4-6	.667	0-0	.000	0-0-0	4	1	2	0	2	18
12/23	Detroit Mercy	*	29	9-15	.600	6-11	.545	2-2	1.000	0-6-6	1	6	2	0	1	26
1/3	at Notre Dame	*	30	3-14	.214	2-5	.400	0-0	.000	4-1-5	2	1	0	0	1	8
1/6	Virginia	*	32	5-11	.455	2-7	.286	2-2	1.000	0-6-6	3	3	0	0	2	14
1/10	UNC	*	36	2-16	.125	0-3	.000	2-4	.500	2-7-9	2	4	1	1	2	6
1/13	at Louisville	*	35	9-14	.643	6-9	.667	3-3	1.000	0-1-1	1	3	3	0	2	27
1/16	Wake Forest	*	30	9-19	.474	0-4	.000	3-3	1.000	0-3-3	2	3	2	0	2	21
1/20	Virginia Tech	*	34	6-12	.500	3-6	.500	1-2	.500	0-0-0	1	3	4	0	3	16
1/24	at Virginia	*	30	3-12	.250	3-7	.429	0-0	.000	0-2-2	3	2	2	1	1	9
1/27	at Syracuse	*	37	5-14	.357	3-10	.300	2-2	1.000	2-3-5	3	4	1	0	0	15
1/30	Miami	*	34	7-14	.500	3-7	.429	7-8	.875	0-4-4	3	2	0	0	2	24
2/3	Georgia Tech	*	36	6-16	.375	4-8	.500	10-11	.909	2-3-5	1	0	0	0	0	26
2/7	Pitt	*	34	8-14	.571	5-10	.500	4-5	.800	0-3-3	4	1	0	0	0	25
2/10	at Wake Forest	*	36	13-21	.619	4-7	.571	1-1	1.000	0-3-3	2	1	2	1	1	31
2/17	at Clemson	*	38	10-20	.500	5-11	.455	2-2	1.000	0-4-4	3	2	1	0	2	27
2/20	Syracuse	*	40	11-22	.500	6-10	.600	4-4	1.000	0-1-1	1	1	3	0	1	32
2/24	Boston College	*	29	6-15	.400	1-7	.143	0-0	.000	1-4-5	4	0	3	0	0	13
2/27	at Florida State	*	37	6-17	.353	3-8	.375	0-0	.000	0-2-2	2	0	3	0	2	15
3/2	at North Carolina	*	39	8-19	.421	2-4	.500	2-4	.500	1-2-3	3	2	2	0	2	20
3/4	Duke	*	36	4-8	.500	0-1	.000	0-0	.000	0-1-1	1	2	0	0	1	8
3/9	at Pitt	*	12	1-3	.333	1-2	.500	0-0	.000	0-2-2	0	0	0	0	1	3
3/12	vs. Louisville	DNP														
3/13	vs. Syracuse		20	6-13	.462	1-3	.333	3-4	.750	0-1-1	2	2	0	0	4	16
3/14	vs. Duke		36	7-13	.538	2-6	.333	2-5	.400	1-3-4	2	0	2	0	0	18

HORNE'S CAREER STATS

DATE	GP-GS	MIN	AVG	FG-FGA	PCT.	3FG-FGA	PCT.	FT-FTA	PCT.	OFF-DEF	TOT-AVG	PF-FO	AST	TO	BLK	STL	PTS	AVG
2019-20 (Illinois St.)	31-24	758	24.4	101-226	.447	47-117	.402	22-29	.759	7-90	97-3.1	43-1	44	47	0	21	271	8.7
2020-21 (Illinois St.)	24-21	716	29.8	133-298	.446	61-144	.424	35-41	.854	6-83	89-3.7	45-0	65	56	4	35	362	15.1
2021-22 (Arizona St.)	30-28	898	29.9	134-341	.393	73-203	.360	35-39	.897	12-75	87-2.9	74-1	58	47	1	19	376	12.5
2022-23 (Arizona St.)	35-34	1039	29.7	147-398	.369	72-203	.355	71-87	.816	15-105	120-3.4	67-0	83	48	4	38	437	12.5
2023-24 (NC State)	33-30	1054	31.9	199-451	.441	91-214	.425	65-82	.793	17-87	104-3.2	66-0	69	39	3	46	554	16.8
TOTALS	153-137	4464	29.2	714-1714	.417	344-881	.390	228-278	.820	57-440	497-3.2	306-2	319	237	12	159	2000	13.1



JAYDEN TAYLOR

GUARD • JUNIOR • 6-4 • 195 LBS. • INDIANAPOLIS, IN • PERRY MERIDIAN (BUTLER)

SEASON STATS

PPG	RPG	APG	FG%	3FG%	FT%
12.5	4.0	1.4	41.6	36.5	77.2

TAYLOR'S SINGLE-GAME BEST

POINTS	
Season	28, at Pitt (3/9/24)
Career	28, at Pitt (3/9/24)
ACC	28, at Pitt (3/9/24)

REBOUNDS	
Season	9, vs. Syracuse (3/13/24)
Career	9, vs. Syracuse (3/13/24)
ACC	9, vs. Syracuse (3/13/24)

FG MADE	
Season	9, at Pitt (3/9/24)
Career	9 (2x), last at Pitt (3/9/24)
ACC	9, at Pitt (3/9/24)

FG ATTEMPTED	
Season	19, vs. Georgia Tech (2/3/24)
Career	19 (2x), last vs. Georgia Tech (2/3/24)
ACC	19, vs. Georgia Tech (2/3/24)

3FG MADE	
Season	5 (2x), last at Pitt (3/9/24)
Career	6, at Georgetown (1/1/23)
ACC	5 (2x), last at Pitt (3/9/24)

3FG ATTEMPTED	
Season	10, at Pitt (3/9/24)
Career	10, at Pitt (3/9/24)
ACC	10, at Pitt (3/9/24)

FT MADE	
Season	9, vs. Abilene Christian (11/10/23)
Career	9 (2x), last vs. Abilene Christian (11/10/23)
ACC	7 (2x), last vs. Boston College (2/24/24)

FT ATTEMPTED	
Season	9 (2x), last at Florida State (2/27/24)
Career	11, vs. Xavier (2/10/23)
ACC	9, at Florida State (2/27/24)

ASSISTS	
Season	5, at Wake Forest (2/10/24)
Career	5, at Wake Forest (2/10/24)
ACC	5, at Wake Forest (2/10/24)

STEALS	
Season	4 (3x), last vs. Louisville (3/12/24)
Career	4 (4x), last vs. Louisville (3/12/24)
ACC	4 (2x), last vs. Louisville (3/12/24)

BLOCKS	
Season	3, vs. Miami (1/30/24)
Career	3, vs. Miami (1/30/24)
ACC	3, vs. Miami (1/30/24)

MINUTES	
Season	40 (2x), last at Virginia (1/24/24)
Career	40 (6x), last at Virginia (1/24/24)
ACC	40 (2x), last at Virginia (1/24/24)

MISC. STATS

Games with 10+ points	55
Games with 20+ points	12
Games with 10+ rebounds	0
Games with 3+ assists	12
Games with 2+ steals	33
Games with 2+ blocks	3
Double-Doubles	0
Games led NCSU in points	8
Games led NCSU in rebounds	2
Games led NCSU in assists	3
Games led NCSU in steals	12
Games led NCSU in blocks	9

NOTING TAYLOR

- » In last seven games, averaging 16.9 points per game ... Shooting 52.9% (36-of-68) from field, including 52.5% (21-of-40) from three-point range
- » Scored 18 points and grabbed career-high 9 rebounds in win over Syracuse on 3/13
- » Scored 18 points, grabbed then career-high 8 rebounds & tied career-high with four steals vs. Louisville on 3/12
- » Scored career-high 28 points on 9-of-15 FGs (5-10 from three-point range) at Pitt on 3/9 ... Added a career-high tying seven rebounds vs. Panthers.
- » Led team with 22 points on 6-of-10 shooting at North Carolina on 3/2 ... Set season-high with 5 three-pointers, making 5-of-7 against the Tar Heels
- » Tied then-career-high with 24 points at Florida State on 2/27 ... shot 7-of-11 from the field and tied season-high with four made three-pointers
- » Scored 1,000th career point in 93rd career game (2/27 at Florida State)
- » Led the team with five assists at Wake Forest (2/10/24) to set a career high
- » Played first two seasons of college at Butler
- » Last season, appeared in 32 games, making 22 starts ... Averaged 12.9 points, 3.8 rebounds, 1.3 steals and 1.3 assists per game ... Led team in scoring and steals
- » Named Big East Player of the Week Feb. 13 after leading the Bulldogs to a 2-0 week with 20 points in the 2/10 win over Xavier and 19 points in the 2/7 win over St. John's
- » Scored a season-best 24 points at Georgetown on 1/1, which included 9-for-11 shooting from the field and a 6-for-8 mark from three-point range
- » Appeared in 33 games, making 20 starts as a FR at Butler ... Averaged 8.2 points, 2.9 rebounds & 1.1 assists per game
- » 2021 Indiana All-Star after high school career concluded at Perry Meridian ... Scored 1,537 career points to rank second in school history

2023-24 GAME-GAME STATS

DATE	OPPONENT	ST	MIN	FG-FGA	PCT.	3FG-FGA	PCT.	FT-FTA	PCT.	O-D-T	PF	A	TO	BLK	STL	PTS
11/6	The Citadel	*	25	3-8	.375	2-3	.667	1-3	.333	1-2-3	3	2	1	0	0	9
11/10	Abilene Christian	*	28	5-12	.417	3-4	.750	9-9	1.000	1-1-2	1	2	2	1	2	22
11/17	Charleston So.	*	21	3-9	.333	1-2	.500	1-2	.500	0-2-2	3	4	2	0	2	8
11/23	vs. Vanderbilt	*	25	6-12	.500	1-3	.333	5-7	.714	1-2-3	3	2	1	0	2	18
11/24	vs. BYU	*	34	6-10	.600	3-6	.500	2-2	1.000	0-6-6	5	1	3	0	2	17
11/28	at Ole Miss	*	23	2-8	.250	1-6	.167	1-2	.500	1-6-7	1	1	2	0	0	6
12/2	at Boston College	*	40	5-8	.625	2-3	.667	6-6	1.000	0-7-7	2	1	2	0	4	18
12/6	JUMES	*	23	8-11	.727	3-5	.600	2-4	.500	1-2-3	3	2	1	1	2	21
12/12	UT Martin	*	32	5-13	.385	3-8	.375	0-2	.000	4-2-6	2	1	2	0	2	13
12/16	vs. Tennessee	*	36	2-9	.222	1-4	.250	6-6	1.000	1-3-4	3	2	2	0	0	11
12/20	Saint Louis	*	36	2-10	.200	0-6	.000	3-4	.750	0-5-5	2	1	1	0	0	7
12/23	Detroit Mercy	*	22	3-9	.333	0-4	.000	0-2	.000	1-0-1	2	2	0	0	4	6
1/3	at Notre Dame	*	34	3-13	.231	1-5	.200	5-6	.833	0-2-2	3	0	1	0	1	12
1/6	Virginia	*	32	4-9	.444	2-5	.400	5-5	1.000	0-1-1	0	0	2	1	0	15
1/10	JNC	*	25	2-7	.286	1-4	.250	1-2	.500	1-4-5	2	0	3	0	0	6
1/13	at Louisville	*	14	1-3	.333	0-2	.000	2-2	1.000	0-2-2	4	0	0	0	0	4
1/16	Wake Forest	*	33	2-6	.333	0-2	.000	8-10	.800	0-5-5	3	0	1	2	2	12
1/20	Virginia Tech	*	30	4-12	.333	0-4	.000	7-8	.875	0-5-5	5	1	2	0	3	15
1/24	at Virginia	*	40	2-6	.333	0-1	.000	0-0	.000	1-3-4	2	1	0	2	0	4
1/27	at Syracuse	*	20	2-4	.500	2-3	.667	0-0	.000	0-2-2	1	2	3	1	0	6
1/30	Miami	*	32	4-10	.400	3-9	.333	1-2	.500	0-7-7	2	1	3	3	2	12
2/3	Georgia Tech	*	36	8-19	.421	3-9	.333	2-3	.667	1-6-7	1	2	1	0	3	21
2/7	Pitt	*	24	0-3	.000	0-2	.000	0-0	.000	0-0-0	1	1	2	0	0	0
2/10	at Wake Forest	*	35	3-15	.200	1-8	.125	0-0	.000	0-6-6	3	5	1	1	2	7
2/17	at Clemson		19	4-8	.500	1-3	.333	3-3	1.000	0-3-3	0	0	2	1	0	12
2/20	Syracuse		27	3-6	.500	1-3	.333	3-3	1.000	1-1-2	3	1	1	0	2	10
2/24	Boston College		26	3-7	.429	2-5	.400	7-7	1.000	0-2-2	0	0	2	1	0	15
2/27	at Florida State		23	7-11	.636	4-6	.667	6-9	.667	3-2-5	3	2	2	0	1	24
3/2	at North Carolina		27	6-10	.600	5-7	.714	5-6	.833	0-1-1	2	0	1	0	0	22
3/4	Duke		14	0-1	.000	0-0	.000	2-2	1.000	0-1-1	0	1	1	0	0	2
3/9	at Pitt	*	34	9-15	.600	5-10	.500	5-8	.625	1-6-7	1	3	2	0	2	28
3/12	vs. Louisville	*	39	6-12	.500	2-7	.286	4-6	.667	1-7-8	1	3	3	1	4	18
3/13	vs. Syracuse	*	34	6-12	.500	3-7	.429	3-5	.600	3-6-9	1	1	2	1	1	18
3/14	vs. Duke	*	25	2-7	.286	2-3	.667	0-0	.000	0-3-3	0	2	1	0	0	6

TAYLOR'S CAREER STATS

DATE	GP-GS	MIN	AVG	FG-FGA	PCT.	3FG-FGA	PCT.	FT-FTA	PCT.	OFF-DEF	TOT-AVG	PF-FO	AST	TO	BLK	STL	PTS	AVG
2021-22 (Butler)	33-20	804	24.4	85-224	.379	30-102	.294	69-90	.767	14-83	97-2.9	73-0	36	42	7	23	269	8.2
2022-23 (Butler)	32-22	966	30.2	135-331	.408	45-138	.326	97-126	.770	20-101	121-3.8	58-0	40	67	11	42	412	12.9
2023-24 (NC State)	34-28	969	28.5	131-315	.416	58-159	.365	105-136	.772	23-113	136-4.0	68-2	48	56	16	43	425	12.5

TOTALS	99-70	2740	27.7	351-870	.403	133-399	.333	271-352	.770	57-297	354-3.6	199-2	124	165	34	108	1106	11.2
--------	-------	------	------	---------	------	---------	------	---------	------	--------	---------	-------	-----	-----	----	-----	------	------



2 KAM WOODS

GUARD · JUNIOR · 6-2 · 185 LBS. · BESSEMER, AL · PINSON VALLEY (NORTH CAROLINA A&T)

SEASON STATS

PPG	RPG	APG	FG%	3FG%	FT%
1.2	0.8	0.2	29.4	40.0	50.0

WOOD'S SINGLE-GAME BEST

POINTS	
Season	9, vs. Tennessee (12/16/23)
Career	30, vs. College of Charleston (1/4/23)
ACC	2 (3x), last vs. Louisville (3/12/24)

REBOUNDS	
Season	4, vs. Tennessee (12/16/23)
Career	11, vs. Drexel (1/28/23)
ACC	2 (2x), last vs. Louisville (3/12/24)

FG MADE	
Season	2, vs. Tennessee (12/16/23)
Career	12, vs. College of Charleston (1/4/23)
ACC	1 (3x), last vs. Louisville (3/12/24)

FG ATTEMPTED	
Season	5, vs. Tennessee (12/16/23)
Career	21, vs. Texas Southern (12/16/22)
ACC	2 (3x), last vs. Louisville (3/12/24)

3FG MADE	
Season	2, vs. Tennessee (12/16/23)
Career	6 (2x), last vs. UNCW (1/7/23)
ACC	

3FG ATTEMPTED	
Season	2, vs. Tennessee (12/16/23)
Career	12, vs. College of Charleston (1/4/23)
ACC	1, at Louisville (1/13/24)

FT MADE	
Season	3, vs. Tennessee (12/16/23)
Career	12, at Monmouth (2/13/23)
ACC	

FT ATTEMPTED	
Season	4, vs. Tennessee (12/16/23)
Career	12, at Monmouth (2/13/23)
ACC	2, vs Louisville (3/12/24)

ASSISTS	
Season	1, vs Saint Louis (12/20/23)
Career	8, vs. St. Andrews (11/22/22)
ACC	1, at Louisville (1/13/24)

STEALS	
Season	1, vs Saint Louis (12/20/23)
Career	4 (2x), last at William & Mary (1/21/23)
ACC	1, at Louisville (1/13/24)

BLOCKS	
Season	
Career	1, at Georgia State (2/19/21)
ACC	

MINUTES	
Season	18 (2x), last vs Detroit Mercy (12/23/23)
Career	45, vs. Texas Southern (12/17/22)
ACC	12, vs Louisville (3/12/24)

MISC. STATS

Games with 10+ points	39
Games with 20+ points	14
Games with 10+ rebounds	1
Games with 3+ assists	22
Games with 2+ steals	21
Games with 2+ blocks	0
Double-Doubles	1
Games led NCSU in points	0
Games led NCSU in rebounds	0
Games led NCSU in assists	0
Games led NCSU in steals	0
Games led NCSU in blocks	0

NOTING WOODS

- » Made his debut for the Wolfpack on 12/16 against Tennessee ... scored nine points while shooting 100 percent from beyond the arc
- » Transferred to NC State in June 2023
- » Appeared in 31 games in 2022-23 season for North Carolina A&T ... Averaged 17.3 points, 4.2 rebounds and 3.3 assists per game ... Led team in scoring, assists and three-pointers made (83) ... Second on team with 52 steals
- » Ranked fourth in the CAA in scoring (17.3) and three-pointers made per game (2.7), fifth in steals (1.7), sixth in minutes played (34.9) eighth in free throw percentage (71.2%), ninth in assist-to-turnover ratio (1.33) and 11th in assists (3.3)
- » Scored in double figures in 27 games, including 10 games over 20 points ... Made multiple three-pointers in 24 games, including 16 games with three or more made three-pointers
- » Played for Northwest Florida State Community College in 2021-22 season ... Averaged 11.0 points, 2.7 rebounds and 1.7 assists per game ... Made 65 three-pointers on the season, shooting 38.5 percent from three-point range ... Helped lead Raiders to 31-5 record and the NJCAA National Championship
- » Played freshman season (2020-21) at Troy ... Appeared in 23 games, making 12 starts ... Averaged 10.3 points, 2.9 rebounds and 1.7 assists per game
- » Played junior and senior seasons at Pinson Valley high school after spending first two seasons of high school at Midfield
- » Averaged 38.1 points as a season, the seventh most in the nation
- » Named the Alabama Class 6A Player of the Year the last two seasons ... Also was named the Alabama Class 3A Player of the Year in 2017-18
- » Scored 3,871 career points in high school ... Reached 40 points 10 times in his career, and recorded 50 games with at least three 3-pointers
- » Led the Indians to the 2019 Alabama Class 6A State title ... Also won an Alabama Class 3A title at Midfield

2023-24 GAME-GAME STATS

DATE	OPPONENT	ST	MIN	FG-FGA	PCT.	3FG-FGA	PCT.	FT-FTA	PCT.	O-D-T	PF	A	TO	BLK	STL	PTS
11/6	The Citadel	DNP														
11/10	Abilene Christian	DNP														
11/17	Charleston So.	DNP														
11/23	vs. Vanderbilt	DNP														
11/24	vs. BYU	DNP														
11/28	at Ole Miss	DNP														
12/2	at Boston College	DNP														
12/6	UMES	DNP														
12/12	UT Martin	DNP														
12/16	vs. Tennessee		18	2-5	.400	2-2	1.000	3-4	.750	1-3-4	2	0	2	0	0	9
12/20	Saint Louis		4	0-1	.000	0-1	.000	0-0	.000	0-0-0	0	1	1	0	1	0
12/23	Detroit Mercy		18	0-1	.000	0-0	.000	0-0	.000	1-1-2	0	0	1	0	1	0
1/3	at Notre Dame		9	1-2	.500	0-0	.000	0-0	.000	0-0-0	0	0	0	0	0	2
1/6	Virginia	DNP														
1/10	UNC	DNP														
1/13	at Louisville		10	0-2	.000	0-1	.000	0-0	.000	0-2-2	2	1	0	0	1	0
1/16	Wake Forest		5	1-1	1.000	0-0	.000	0-0	.000	0-1-1	2	0	1	0	0	2
1/20	Virginia Tech		4	0-0	.000	0-0	.000	0-0	.000	0-0-0	0	0	0	0	0	0
1/24	at Virginia		5	0-1	.000	0-0	.000	0-0	.000	0-0-0	0	0	0	0	0	0
1/27	at Syracuse	DNP														
1/30	Miami	DNP														
2/3	Georgia Tech		3	0-1	.000	0-1	.000	0-0	.000	0-0-0	1	0	0	0	0	0
2/7	Pitt	DNP														
2/10	at Wake Forest	DNP														
2/17	at Clemson	DNP														
2/20	Syracuse	DNP														
2/24	Boston College	DNP														
2/27	at Florida State		2	0-1	.000	0-0	.000	0-0	.000	0-0-0	0	0	0	0	0	0
3/2	at North Carolina	DNP														
3/4	Duke	DNP														
3/9	at Pitt		4	0-0	.000	0-0	.000	0-0	.000	0-0-0	1	0	0	0	0	0
3/12	vs. Louisville		12	1-2	.500	0-0	.000	0-2	.000	0-2-2	1	0	1	0	0	2
3/13	vs. Syracuse		3	0-0	.000	0-0	.000	0-0	.000	0-0-0	0	0	2	0	0	0
3/14	vs. Duke	DNP														

WOODS' CAREER STATS

DATE	GP-GS	MIN	AVG	FG-FGA	PCT.	3FG-FGA	PCT.	FT-FTA	PCT.	OFF-DEF	TOT-AVG	PF-FO	AST	TO	BLK	STL	PTS	AVG
2020-21 (Troy)	23-12	609	26.5	83-233	.356	30-105	.286	40-57	.702	16-50	66-2.9	29-0	38	48	1	19	236	10.3
2021-22 (Juco)																		
2022-23 (NC A&T)	31-30	1082	34.9	177-460	.385	83-246	.337	99-139	.712	30-99	129-4.2	61-0	101	76	0	51	536	17.3
2023-24 (NC State)	13-0	97	7.5	5-17	.294	2-5	.400	3-6	.500	2-9	11-0.8	9-0	2	8	0	3	15	1.2

TOTALS	67-42	1789	26.7	265-710	.373	115-356	.323	142-202	.703	48-158	206-3.1	99-0	141	132	1	73	787	11.7
--------	-------	------	------	---------	------	---------	------	---------	------	--------	---------	------	-----	-----	---	----	-----	------



3 MJ RICE

GUARD · SOPHOMORE · 6-5 · 215 LBS. · HENDERSON, NC · PROLIFIC PREP (KANSAS)

SEASON STATS

PPG	RPG	APG	FG%	3FG%	FT%
4.1	1.9	0.1	48.4	23.1	44.4

RICE'S SINGLE-GAME BEST

POINTS	
Season	11, vs. UMES (12/6/23)
Career	19, vs. Texas Southern (11/28/22)
ACC	7, vs. Virginia (1/6/24)

REBOUNDS	
Season	6, vs. UMES (12/6/23)
Career	6, vs. UMES (12/6/23)
ACC	4, vs. Virginia (1/6/24)

FG MADE	
Season	5, vs. UMES (12/6/23)
Career	6, vs. Texas Southern (11/28/22)
ACC	3, vs. Virginia (1/6/24)

FG ATTEMPTED	
Season	6, (3x) last vs Detroit Mercy (12/23/23)
Career	10, vs. North Dakota State (11/10/22)
ACC	4 (2x), last vs. UNC (1/10/24)

3FG MADE	
Season	1, (2x) last vs UT Martin (12/12/23)
Career	2, vs. Texas Southern (11/28/22)
ACC	1, vs. Virginia (1/6/24)

3FG ATTEMPTED	
Season	3, vs. Tennessee (12/16/23)
Career	4, vs. Texas Southern (11/28/22)
ACC	2 (2X), last vs. UNC (1/10/24)

FT MADE	
Season	2 (2x), last vs Detroit Mercy (12/23/23)
Career	5, vs. Texas Southern (11/28/22)
ACC	

FT ATTEMPTED	
Season	2, vs Saint Louis (12/20/23)
Career	6, vs. Texas Southern (11/28/22)
ACC	

ASSISTS	
Season	1, vs Detroit Mercy (12/23/23)
Career	2, vs. North Dakota State (11/10/22)
ACC	

STEALS	
Season	1, vs. Tennessee (12/16/23)
Career	1 (8x), last vs. Tennessee (12/16/23)
ACC	1, vs. Virginia (1/6/24)

BLOCKS	
Season	
Career	1 (2x), last at Kentucky (1/28/23)
ACC	

MINUTES	
Season	16, vs UT Martin (12/12/23)
Career	21, vs. Texas Southern (11/28/22)
ACC	10, vs Virginia (1/6/24)

MISC. STATS

Games with 10+ points	3
Games with 20+ points	0
Games with 10+ rebounds	0
Games with 3+ assists	0
Games with 2+ steals	0
Games with 2+ blocks	0
Double-Doubles	0
Games led NCSU in points	0
Games led NCSU in rebounds	1
Games led NCSU in assists	0
Games led NCSU in steals	0
Games led NCSU in blocks	0

NOTING RICE

- » Announced on Jan. 24 that he would redshirt the rest of the season
- » Transferred to NC State in spring of 2023
- » Made his debut for the Wolfpack on 12/6 against UMES and scored 11 points while shooting 83.3%
- » Played freshman season at Kansas ... Appeared in 23 games ... Averaged 2.2 points and 1.0 rebounds per game ...
- » Made collegiate-debut versus North Dakota State on 11/10 and scored 10 points with four rebounds ... Recorded a career high 19 points versus Texas Southern on 11/28.
- » Consensus four-star recruit in Class of 2022 ... Ended prep career ranked No. 28 overall by Rivals.com, No. 29 overall by 247Sports.com and No. 30 overall in the ESPN100
- » Played senior season at Prolific Prep in Napa, Calif. ... Averaged 20.1 points, 5.3 rebounds and 2.3 assists per game
- » Played in 2022 McDonald's All-American Game
- » Played junior season at Oak Hill Academy in Virginia ... Averaged 23.0 points, 7.0 rebounds and 5.0 assists per game
- » Played freshman and sophomore seasons at Durham Academy.

2023-24 GAME-GAME STATS

DATE	OPPONENT	ST	MIN	FG-FGA	PCT.	3FG-FGA	PCT.	FT-FTA	PCT.	O-D-T	PF	A	TO	BLK	STL	PTS
11/6	The Citadel	DNP														
11/10	Abilene Christian	DNP														
11/17	Charleston So.	DNP														
11/23	vs. Vanderbilt	DNP														
11/24	vs. BYU	DNP														
11/28	at Ole Miss	DNP														
12/2	at Boston College	DNP														
12/6	UMES		11	5-6	.833	1-1	1.000	0-1	.000	2-4-6	2	0	1	0	0	11
12/12	UT Martin		16	3-5	.600	1-2	.500	0-0	.000	1-0-1	1	0	2	0	0	7
12/16	vs. Tennessee		13	1-5	.200	0-3	.000	0-2	.000	0-3-3	0	0	0	0	1	2
12/20	Saint Louis		2	0-0	.000	0-0	.000	2-2	1.000	0-0-0	2	0	0	0	0	2
12/23	Detroit Mercy		18	2-6	.333	0-2	.000	2-4	.500	0-1-1	1	1	1	0	0	6
1/3	at Notre Dame		3	0-0	.000	0-0	.000	0-0	.000	0-0-0	0	0	0	0	0	0
1/6	Virginia		10	3-4	.750	1-2	.500	0-0	.000	2-2-4	0	0	0	0	1	7
1/10	UNC		6	1-4	.250	0-2	.000	0-0	.000	1-1-2	0	0	2	0	0	2
1/13	at Louisville		2	0-1	.000	0-1	.000	0-0	.000	0-0-0	1	0	0	0	0	0
1/16	Wake Forest	DNP														
1/20	Virginia Tech	DNP														
1/24	at Virginia	DNP														
1/27	at Syracuse	DNP														
1/30	Miami	DNP														
2/3	Georgia Tech	DNP														
2/7	Pitt	DNP														
2/10	at Wake Forest	DNP														
2/17	at Clemson	DNP														
2/20	Syracuse	DNP														
2/24	Boston College	DNP														
2/27	at Florida State	DNP														
3/2	at North Carolina	DNP														
3/4	Duke	DNP														
3/9	at Pitt	DNP														
3/12	vs. Louisville	DNP														
3/13	vs. Syracuse	DNP														
3/14	vs. Duke	DNP														

RICE'S CAREER STATS

DATE	GP-GS	MIN	AVG	FG-FGA	PCT.	3FG-FGA	PCT.	FT-FTA	PCT.	OFF-DEF	TOT-AVG	PF-FO	AST	TO	BLK	STL	PTS	AVG
2020-21 (Kansas)	23-0	174	7.6	20-49	.408	3-15	.200	8-12	.667	11-13	24-1.0	28-0	4	12	2	7	51	2.2
2023-24 (NC State)	8-0	79	8.8	15-31	.484	3-13	.231	4-9	.444	6-11	17-1.9	7-0	1	6	0	2	37	4.1

TOTALS	32-0	253	7.9	35-80	.438	6-28	.214	12-21	.571	17-24	41-1.3	35-0	5	18	2	9	88	2.8
--------	------	-----	-----	-------	------	------	------	-------	------	-------	--------	------	---	----	---	---	----	-----



4 LJ THOMAS

GUARD · SOPHOMORE · 6-2 · 205 LBS. · PLANT CITY, FL · BULL DURHAM PREP

SEASON STATS

PPG	RPG	APG	FG%	3FG%	FT%
2.6	1.1	0.8	40.0	57.1	63.6

THOMAS' SINGLE-GAME BEST

POINTS	
Season	10, vs. UMES (12/6/23)
Career	14, vs. Furman (12/13/22)
ACC	7 (2x), last at Syracuse (1/27/24)

REBOUNDS	
Season	4, at Ole Miss (11/28/23)
Career	5 (3x), last at Boston College (2/11/23)
ACC	5, at Boston College (2/11/23)

FG MADE	
Season	3, at Syracuse (1/27/24)
Career	5, vs. Furman (12/13/22)
ACC	3 (2x), last at Syracuse (1/27/24)

FG ATTEMPTED	
Season	5 (2x), last at Syracuse (1/27/24)
Career	7, vs. FIU (11/15/22)
ACC	5 (2x), last at Syracuse (1/27/24)

3FG MADE	
Season	1 (3x), last vs UT Martin (12/12/23)
Career	2 (2x), last vs. Furman (12/13/22)
ACC	1 (4x), last at Wake Forest (1/28/23)

3FG ATTEMPTED	
Season	2, vs UT Martin (12/12/23)
Career	2 (5x), last vs UT Martin (12/12/23)
ACC	2 (2x), last at Georgia Tech (1/17/23)

FT MADE	
Season	5, vs. UMES (12/6/23)
Career	5, vs. UMES (12/6/23)
ACC	2 (2x), last at Syracuse (1/27/24)

FT ATTEMPTED	
Season	6, vs. UMES (12/6/23)
Career	6, vs. UMES (12/6/23)
ACC	3, vs. Clemson (2/25/23)

ASSISTS	
Season	4, at Ole Miss (11/28/23)
Career	4, at Ole Miss (11/28/23)
ACC	3 (2x), last vs. Duke (1/4/23)

STEALS	
Season	3, vs. UMES (12/6/23)
Career	4, vs. Furman (12/13/22)
ACC	2, vs. Notre Dame (1/24/23)

BLOCKS	
Season	
Career	2, vs. Miami (1/14/23)
ACC	2, vs. Miami (1/14/23)

MINUTES	
Season	21, at Ole Miss (11/28/23)
Career	21, at Ole Miss (11/28/23)
ACC	19, vs. Louisville (12/22/22)

MISC. STATS

Games with 10+ points	2
Games with 20+ points	0
Games with 10+ rebounds	0
Games with 3+ assists	3
Games with 2+ steals	2
Games with 2+ blocks	0
Double-Doubles	0
Games led NCSU in points	0
Games led NCSU in rebounds	0
Games led NCSU in assists	1
Games led NCSU in steals	5
Games led NCSU in blocks	1

NOTING THOMAS

- » ACC Men's Basketball All-Academic Team and ACC Honor Roll member as a freshman
- » Appeared in 30 games last season ... Averaged 2.4 points and 2.1 rebounds per game
- » Scored 12 points in second-career collegiate game, shooting 5-of-7 from the field in win over FIU on 11/15
- » Scored season-best 14 points, had season-high four steals and season-high tying five rebounds in win over Furman on 12/13
- » Ranked as a four-star prospect by ESPN ... Ranked as No. 138 overall prospect in the country by 247Sports ...
- » Attended Bull City Prep in Durham, N.C. ... Averaged 18.5 points, 4.2 assists and 3.5 rebounds per game while shooting 44 percent from the field in the 2020-21 season ... Helped lead team to semifinals of Phenom Hoop State Championship.

2023-24 GAME-GAME STATS

DATE	OPPONENT	MIN	FG-FGA	PCT.	3FG-FGA	PCT.	FT-FTA	PCT.	O-D-T	PF	A	TO	BLK	STL	PTS
11/6	The Citadel	2	0-2	.000	0-1	.000	0-0	.000	0-0-0	1	0	0	0	0	0
11/10	Abilene Christian	DNP													
11/17	Charleston So.	9	0-2	.000	0-0	.000	0-0	.000	0-3-3	0	1	0	0	0	0
11/23	vs. Vanderbilt	DNP													
11/24	vs. BYU	DNP													
11/28	at Ole Miss	22	2-5	.400	1-1	1.000	2-2	1.000	1-3-4	3	4	1	0	0	7
12/2	at Boston College	DNP													
12/6	UMES	9	2-2	1.000	1-1	1.000	5-6	.833	0-1-1	0	0	0	0	3	10
12/12	UT Martin	10	2-4	.500	1-2	.500	0-0	.000	0-0-0	0	1	0	0	0	5
12/16	vs. Tennessee	DNP													
12/20	Saint Louis	4	0-0	.000	0-0	.000	0-0	.000	0-0-0	0	0	0	0	0	0
12/23	Detroit Mercy	7	1-2	.500	0-0	.000	0-3	.000	0-0-0	0	0	0	0	0	2
1/3	at Notre Dame	DNP													
1/6	Virginia	DNP													
1/10	UNC	DNP													
1/13	at Louisville	DNP													
1/16	Wake Forest	DNP													
1/20	Virginia Tech	DNP													
1/24	at Virginia	3	0-1	.000	0-0	.000	0-0	.000	0-1-1	0	0	0	0	0	0
1/27	at Syracuse	11	3-5	.600	1-2	.500	0-0	.000	1-2-3	3	0	0	0	1	7
1/30	Miami	8	0-1	.000	0-0	.000	0-0	.000	0-0-0	2	2	0	0	0	0
2/3	Georgia Tech	1	0-0	.000	0-0	.000	0-0	.000	0-0-0	1	0	0	0	0	0
2/7	Pitt	DNP													
2/10	at Wake Forest	DNP													
2/17	at Clemson	DNP													
2/20	Syracuse	DNP													
2/24	Boston College	DNP													
2/27	at Florida State	DNP													
3/2	at North Carolina	DNP													
3/4	Duke	DNP													
3/9	at Pitt	DNP													
3/12	vs. Louisville	DNP													
3/13	vs. Syracuse	DNP													
3/14	vs. Duke	DNP													

THOMAS' CAREER STATS

DATE	GP-GS	MIN	AVG	FG-FGA	PCT.	3FG-FGA	PCT.	FT-FTA	PCT.	OFF-DEF	TOT-AVG	PF-FO	AST	TO	BLK	STL	PTS	AVG
2022-23 (NC State)	30-0	284	9.5	28-58	.483	9-19	.474	8-12	.667	19-43	62-2.1	29-0	16	13	3	15	73	2.4
2023-24 (NC State)	12-0	91	7.5	10-25	.400	4-7	.571	7-11	.636	2-11	13-1.1	11-0	10	1	0	5	31	2.6

TOTALS	42-0	374	8.9	38-83	.458	13-26	.500	15-23	.652	21-54	75-1.8	40-0	26	14	3	20	104	2.5
--------	------	-----	-----	-------	------	-------	------	-------	------	-------	--------	------	----	----	---	----	-----	-----



10 BREON PASS

GUARD · JUNIOR · 6-0 · 175 LBS. · REIDSVILLE, NC · REIDSVILLE

SEASON STATS

PPG	RPG	APG	FG%	3FG%	FT%
1.4	0.5	0.4	41.4	38.5	62.5

PASS' SINGLE-GAME BEST

POINTS

Season	6 (2x), last vs. Louisville (3/12/24)
Career	7, vs. Central Connecticut (11/16/21)
ACC	6 (2x), last vs. Louisville (3/12/24)

REBOUNDS

Season	1 (11x), last at Pitt (3/9/24)
Career	7, vs. Nebraska (12/1/21)
ACC	4, vs. Florida State (1/1/22)

FG MADE

Season	2 (3x), last vs. Louisville (3/12/24)
Career	3, vs. Central Connecticut (11/16/21)
ACC	2 (7x), last vs. Louisville (3/12/24)

FG ATTEMPTED

Season	4 (2x), last at Pitt (3/9/24)
Career	7, vs. Nebraska (12/1/21)
ACC	4 (4x), last at Pitt (3/9/24)

3FG MADE

Season	2, vs. Louisville (3/12/24)
Career	2, vs. Louisville (3/12/24)
ACC	2, vs. Louisville (3/12/24)

3FG ATTEMPTED

Season	2 (3x), last vs. Louisville (3/12/24)
Career	4, vs. Nebraska (12/1/21)
ACC	2 (7x), last vs. Louisville (3/12/24)

FT MADE

Season	2, vs. Syracuse (2/20/24)
Career	3, vs. FIU (11/15/22)
ACC	2 (5x), last vs. Syracuse (2/20/24)

FT ATTEMPTED

Season	3, vs. Syracuse (2/20/24)
Career	3 (2x), last vs. Syracuse (2/20/24)
ACC	3, vs. Syracuse (2/20/24)

ASSISTS

Season	2, vs. Miami (1/30/24)
Career	4, vs. FIU (11/15/22)
ACC	2 (5x), vs. Miami (1/30/24)

STEALS

Season	1 (3x), last vs. Syracuse (3/13/24)
Career	2 (2x), last vs. FIU (11/15/22)
ACC	1 (8x), last vs. Syracuse (3/13/24)

BLOCKS

Season	1, at Pitt (3/9/24)
Career	1 (3x), last at Pitt (3/9/24)
ACC	1 (2x), last at Pitt (3/9/24)

MINUTES

Season	22, vs. Louisville (3/12/24)
Career	23, vs. Nebraska (12/1/21)
ACC	22, vs. Louisville (3/12/24)

MISC. STATS

Games with 10+ points	0
Games with 20+ points	0
Games with 10+ rebounds	0
Games with 3+ assists	1
Games with 2+ steals	2
Games with 2+ blocks	0
Double-Doubles	0
Games led NCSU in points	0
Games led NCSU in rebounds	0
Games led NCSU in assists	1
Games led NCSU in steals	1
Games led NCSU in blocks	2

NOTING PASS

- » Scored season-high 6 points while playing season-high 10 mins vs. Syracuse on 2/20
- » Appeared in 30 games last season ... Averaged 1.5 points and 0.8 rebounds per game ... Finished season with 11 steals
- » Recorded season-highs in minutes (19), points (7), assists (4) and steals (2) in win over FIU on 11/15.
- » Appeared in 25 games as a freshman ... Averaged 2.2 points and 1.4 rebounds per game
- » Ranked as a four-star prospect by 247Sports in Class of 2021 ... No. 125 overall prospect and No. 6 prospect in the state of North Carolina by 247Sports
- » Named 2021 North Carolina High School Athletic Association Male Athlete of the Year
- » Finished his career in high school, owning 13 school and county records in basketball ... Finished with 2,219 career points which is a school and county record
- » Averaged 32.6 points and 12.3 rebounds, 4.9 assists and 2.1 steals per game as a senior
- » Led Reidsville to third round of NCHSAA 2A tournament before falling to eventual state champion Farmville Central, which was led by fellow NC State signee Terquavion Smith ... Smith scored 29 points in the game while Pass finished with 27 in his final high school game
- » Scored 50 points on 17-of-27 shooting in a 92-90 comeback win over Salisbury High School on 1/18/20
- » Two-sport star, was also highly recruited in football ... Had numerous football scholarship offers, including NC State, North Carolina, South Carolina, Tennessee, Texas A&M and Virginia Tech
- » Finished high school career with 118 receptions for 2,194 yards and 48 touchdowns
- » Won three consecutive state football championships
- » Caught 35 passes for 758 yards and 11 touchdowns, earning HighSchoolOT All-State honors as a senior
- » Named East Most Outstanding Offensive Player after catching five passes for 88 yards and two touchdowns in the 2021 NCHSAA 2A State Championship game

2023-24 GAME-GAME STATS

DATE	OPPONENT	ST	MIN	FG-FGA	PCT.	3FG-FGA	PCT.	FT-FTA	PCT.	O-D-T	PF	A	TO	BLK	STL	PTS
11/6	The Citadel		7	0-1	.000	0-1	.000	0-0	.000	0-1-1	1	1	1	0	0	0
11/10	Abilene Christian		9	1-2	.500	0-1	.000	0-0	.000	0-0-0	1	0	1	0	1	2
11/17	Charleston So.		5	0-0	.000	0-0	.000	0-0	.000	1-0-1	0	0	1	0	0	0
11/23	vs. Vanderbilt		8	1-1	1.000	0-0	.000	1-1	1.000	0-1-1	1	1	0	0	0	3
11/24	vs. BYU		5	0-1	.000	0-0	.000	1-2	.500	0-1-1	0	0	0	0	0	1
11/28	at Ole Miss	DNP														
12/2	at Boston College	DNP														
12/6	UMES		5	0-0	.000	0-0	.000	0-0	.000	0-0-0	0	0	0	0	0	0
12/12	UT Martin		3	0-0	.000	0-0	.000	0-0	.000	0-1-1	0	0	0	0	0	0
12/16	vs. Tennessee	DNP														
12/20	Saint Louis		2	0-1	.000	0-0	.000	0-0	.000	0-0-0	0	0	0	0	0	0
12/23	Detroit Mercy		6	1-1	1.000	0-0	.000	0-0	.000	0-0-0	0	0	0	0	0	2
1/3	at Notre Dame	DNP														
1/6	Virginia	DNP														
1/10	UNC	DNP														
1/13	at Louisville	DNP														
1/16	Wake Forest	DNP														
1/20	Virginia Tech		2	1-2	.500	1-1	1.000	0-0	.000	0-0-0	0	0	0	0	0	3
1/24	at Virginia		3	0-1	.000	0-1	.000	0-0	.000	0-0-0	0	0	0	0	0	0
1/27	at Syracuse		5	1-2	.500	0-0	.000	0-0	.000	0-1-1	1	0	0	0	0	2
1/30	Miami		4	0-0	.000	0-0	.000	0-0	.000	0-0-0	0	2	0	0	0	0
2/3	Georgia Tech	DNP														
2/7	Pitt		3	0-0	.000	0-0	.000	0-0	.000	0-0-0	0	1	0	0	0	0
2/10	at Wake Forest		5	0-0	.000	0-0	.000	0-0	.000	0-0-0	0	1	0	0	0	0
2/17	at Clemson		2	0-0	.000	0-0	.000	0-0	.000	0-0-0	0	0	0	0	0	0
2/20	Syracuse		10	2-4	.500	0-1	.000	2-3	.667	0-1-1	2	0	1	0	0	6
2/24	Boston College		6	0-2	.000	0-1	.000	1-2	.500	0-1-1	0	0	0	0	0	1
2/27	at Florida State		3	0-0	.000	0-0	.000	0-0	.000	0-0-0	0	0	0	0	0	0
3/2	at North Carolina		1	0-0	.000	0-0	.000	0-0	.000	0-1-1	0	1	0	0	0	0
3/4	Duke		9	1-3	.333	1-2	.500	0-0	.000	0-1-1	0	1	0	0	0	3
3/9	at Pitt		14	2-4	.500	1-2	.500	0-0	.000	0-1-1	0	0	0	1	0	5
3/12	vs. Louisville		22	2-2	1.000	2-2	1.000	0-0	.000	0-0-0	3	1	0	0	1	6
3/13	vs. Syracuse		7	0-2	.000	0-1	.000	0-0	.000	1-0-1	1	0	0	0	1	0
3/14	vs. Duke		1	0-0	.000	0-0	.000	0-0	.000	0-0-0	0	0	1	0	0	0

PASS' CAREER STATS

DATE	GP-GS	MIN	AVG	FG-FGA	PCT.	3FG-FGA	PCT.	FT-FTA	PCT.	OFF-DEF	TOT-AVG	PF-FO	AST	TO	BLK	STL	PTS	AVG
2021-22 (NC State)	25-0	224	9.0	18-50	.360	8-28	.286	12-14	.857	5-29	34-14	28-0	16	12	1	5	56	2.2
2022-23 (NC State)	30-0	227	7.6	17-46	.370	5-21	.238	5-5	1.000	5-20	25-0.8	15-1	8	16	1	11	44	1.5
2023-24 (NC State)	25-0	149	5.9	12-29	.414	5-13	.385	5-8	.625	2-10	12-0.5	10-0	9	5	1	3	34	1.4

TOTALS	80-0	600	7.5	47-125	.376	18-62	.290	22-27	.815	12-59	71-0.9	53-1	33	33	3	19	134	1.7
--------	------	-----	-----	--------	------	-------	------	-------	------	-------	--------	------	----	----	---	----	-----	-----



11 DENNIS PARKER, JR.

GUARD · FRESHMAN · 6-6 · 205 LBS. · RICHMOND, VA · JOHN MARSHALL

SEASON STATS

PPG	RPG	APG	FG%	3FG%	FT%
4.7	3.2	0.4	44.3	30.8	53.8

PARKER'S SINGLE-GAME BEST

POINTS
Season 18, vs. Vanderbilt (11/23/23)
ACC 15, vs. Virginia (1/6/24)

REBOUNDS
Season 10, vs UT Martin (12/12/23)
ACC 7, at Syracuse (1/27/24)

FG MADE
Season 7, vs. Vanderbilt (11/23/23)
ACC 5, vs. Virginia (1/6/24)

FG ATTEMPTED
Season 12, vs UT Martin (12/12/23)
ACC 8, vs Virginia (1/6/24)

3FG MADE
Season 3, vs. Virginia (1/6/24)
ACC 3, vs. Virginia (1/6/24)

3FG ATTEMPTED
Season 5 (2x), last vs. Virginia (1/6/24)
ACC 5, vs Virginia (1/6/24)

FT MADE
Season 3 (2x), last at Louisville (1/13/24)
ACC 3, at Louisville (1/13/24)

FT ATTEMPTED
Season 4 (3x), last at Saint Louis (12/20/23)
ACC 3, at Louisville (1/13/24)

ASSISTS
Season 2 (4x), last vs. Syracuse (1/27/24)
ACC 2, at Syracuse (1/27/24)

STEALS
Season 4, vs. Charleston Southern (11/17/23)
ACC 2, vs. Wake Forest (1/16/24)

BLOCKS
Season 2, vs. Vanderbilt (11/23/23)
ACC 1 (2x), last at Louisville (1/13/24)

MINUTES
Season 33, vs. Vanderbilt (11/23/23)
ACC 27, vs. UNC (1/10/24)

MISC. STATS

Games with 10+ points 4
Games with 20+ points 0
Games with 10+ rebounds 1
Games with 3+ assists 0
Games with 2+ steals 3
Games with 2+ blocks 1
Double-Doubles 1
Games led NCSU in points 2
Games led NCSU in rebounds 3
Games led NCSU in assists 0
Games led NCSU in steals 2
Games led NCSU in blocks 3

NOTING PARKER

- » Posted a double-double with 14 points and a career-high 10 rebounds in the win over UT Martin on 12/12 ... Double-double was the first by an NC State true freshman since Braxton Beverly (15 points/11 assists) had one vs. Jacksonville on 12/22/17
- » Named ACC Rookie of the Week on 11/27 for efforts previous week against Vanderbilt and BYU
- » Had best game of young career on 11/23 vs. Vanderbilt, scored 18 points on 7-of-10 shooting, added 9 rebounds, 2 assists and 2 blocks
- » Had first double-digit game of career, finishing with 12 points vs. Charleston Southern on 11/17 ... also grabbed four rebounds and recorded a team-high four steals.
- » Only true freshman on NC State's roster this season
- » Consensus four-star recruit in Class of 2023 ... Ranked No. 94 overall recruit by Rivals.com and No. 97 overall recruit by On3
- » Richmond Times-Dispatch/Sports Backers Scholar-Athlete ... Ranked No. 6 in his class academically at John Marshall High School in Richmond, Va. ... National Honor Society inductee
- » Started on basketball team at John Marshall since freshman season ... Won state championship every year in high school that team participated in playoffs (Richmond city schools did not play in 2020-21 season)
- » Averaged 19.8 points, 4.6 rebounds, 2.4 steals and 1.9 assists per game to lead Justices to perfect 28-0 record and VHSL Class 2 State Championship
- » Named Richmond Times-Dispatch 2023 Metro Player of the Year ... Became just fifth two-time Metro Player of the Year, an honor that has been given out yearly since 1979 ... Named State Class 2 Player of the Year and First-Team selection
- » Averaged 19.5 points, 6.6 rebounds, 1.9 steals and 1.1 blocker per game as a junior for the Justices ... Led John Marshall to a 22-4 record and VHSL Class 2 State Championship ... Scored 24 points and grabbed 10 rebounds in championship game, hitting 6-of-8 three-pointers in win ... Named Richmond Times-Dispatch 2022 Metro Player of the Year ... Runner-up for State Class 2 Player of the Year
- » Helped lead John Marshall to 24-2 record in freshman season with 19 straight victories to end the season

2023-24 GAME-GAME STATS

DATE	OPPONENT	ST	MIN	FG-FGA	PCT.	3FG-FGA	PCT.	FT-FTA	PCT.	O-D-T	PF	A	TO	BLK	STL	PTS
11/6	The Citadel		12	1-4	.250	0-1	.000	2-2	1.000	2-1-3	2	0	2	1	2	4
11/10	Abilene Christian		14	0-1	.000	0-1	.000	1-2	.500	0-2-2	2	0	0	1	0	1
11/17	Charleston So.		19	4-6	.667	1-2	.500	3-4	.750	1-3-4	1	2	0	0	4	12
11/23	vs. Vanderbilt		33	7-10	.700	2-3	.667	2-4	.500	1-8-9	2	2	1	2	0	18
11/24	vs. BYU		19	2-5	.400	0-1	.000	2-2	1.000	2-0-2	3	2	1	0	2	6
11/28	at Ole Miss	*	16	0-5	.000	0-2	.000	0-0	.000	1-1-2	0	0	0	0	1	0
12/2	at Boston College		1	0-0	.000	0-0	.000	0-0	.000	0-0-0	0	0	0	0	0	0
12/6	UMES		23	2-5	.400	0-2	.000	0-0	.000	1-1-2	0	1	0	0	1	4
12/12	UT Martin		30	6-12	.500	2-5	.400	0-2	.000	4-6-10	1	1	1	0	1	14
12/16	vs. Tennessee	*	14	2-2	1.000	1-1	1.000	1-2	.500	1-2-3	4	0	1	0	0	6
12/20	Saint Louis	*	28	4-8	.500	0-2	.000	0-4	.000	5-3-8	1	0	0	1	0	8
12/23	Detroit Mercy	*	19	4-7	.571	1-2	.500	1-2	.500	2-5-7	1	0	0	0	1	10
1/3	at Notre Dame	*	15	2-5	.400	0-1	.000	0-0	.000	2-3-5	0	0	0	0	0	4
1/6	Virginia	*	24	5-8	.625	3-5	.600	2-2	1.000	1-3-4	1	0	2	0	1	15
1/10	UNC	*	27	2-7	.286	0-2	.000	0-0	.000	2-3-5	2	0	0	1	0	4
1/13	at Louisville	*	21	2-3	.667	1-1	1.000	3-3	1.000	1-4-5	1	0	3	1	1	8
1/16	Wake Forest	*	15	1-2	.500	0-0	.000	0-2	.000	1-1-2	3	0	0	0	2	2
1/20	Virginia Tech	*	17	1-3	.333	0-1	.000	1-2	.500	2-0-2	1	1	0	0	0	3
1/24	at Virginia	*	19	0-2	.000	0-1	.000	0-0	.000	1-3-4	1	0	2	0	1	0
1/27	at Syracuse		18	2-6	.333	1-3	.333	0-0	.000	1-6-7	4	2	3	0	1	5
1/30	Miami		6	1-1	1.000	0-0	.000	2-2	1.000	0-0-0	0	0	0	0	1	4
2/3	Georgia Tech		7	0-1	.000	0-1	.000	0-0	.000	0-0-0	0	0	1	0	1	0
2/7	Pitt		13	0-2	.000	0-1	.000	0-1	.000	0-2-2	1	0	0	0	0	0
2/10	at Wake Forest		7	1-2	.500	0-1	.000	1-1	1.000	0-0-0	1	0	0	0	1	3
2/17	at Clemson	DNP														
2/20	Syracuse		8	0-0	.000	0-0	.000	0-0	.000	0-1-1	0	0	0	0	0	0
2/24	Boston College		8	1-3	.333	0-0	.000	0-0	.000	2-0-2	1	0	0	0	0	2
2/27	at Florida State		4	0-2	.000	0-0	.000	0-0	.000	0-0-0	0	0	0	0	0	0
3/2	at North Carolina		7	1-1	1.000	0-0	.000	0-0	.000	0-0-0	0	0	1	0	0	2
3/4	Duke		3	0-2	.000	0-0	.000	0-2	.000	2-0-2	0	0	0	0	0	0
3/9	at Pitt	DNP														
3/12	vs. Louisville	DNP														
3/13	vs. Syracuse	DNP														
3/14	vs. Duke	DNP														

PARKER'S CAREER STATS

DATE	GP-GS	MIN	AVG	FG-FGA	PCT.	3FG-FGA	PCT.	FT-FTA	PCT.	OFF-DEF	TOT-AVG	PF-FO	AST	TO	BLK	STL	PTS	AVG
2023-24 (NC State)	29-12	447	15.4	51-115	.443	12-39	.308	21-39	.538	35-58	93-3.2	33-0	11	19	7	21	135	4.7

TOTALS	29-12	447	15.4	51-115	.443	12-39	.308	21-39	.538	35-58	93-3.2	33-0	11	19	7	21	135	4.7
--------	-------	-----	------	--------	------	-------	------	-------	------	-------	--------	------	----	----	---	----	-----	-----



12 MICHAEL O'CONNELL

GUARD • GRAD • 6-2 • 195 LBS. • MINEOLA, NY • BLAIR ACADEMY (STANFORD)

SEASON STATS

PPG	RPG	APG	FG%	3FG%	FT%
5.4	3.3	3.0	45.8	35.1	83.8

O'CONNELL'S SINGLE-GAME BEST

POINTS	
Season	16 (2x), last vs. Syracuse (3/13/24)
Career	22, vs. Arizona (2/11/23)
ACC	16 (2x), last vs. Syracuse (3/13/24)

REBOUNDS	
Season	9, vs. Boston College (2/24/24)
Career	9 (2x), last vs. Boston College (2/24/24)
ACC	9, vs. Boston College (2/24/24)

FG MADE	
Season	5 (3x), last vs. Duke (3/14/24)
Career	7 (2x), last at Washington State (2/20/21)
ACC	5 (2x), last vs. Duke (3/14/24)

FG ATTEMPTED	
Season	9, vs. Louisville (3/12/24)
Career	13 (2x), last vs. Wyoming (12/22/21)
ACC	9, vs. Louisville (3/12/24)

3FG MADE	
Season	4, vs. The Citadel (11/6/23)
Career	4 (2x), last vs. The Citadel (11/6/23)
ACC	3 (2x), last vs. Syracuse (3/13/24)

3FG ATTEMPTED	
Season	5, vs. The Citadel (11/6/23)
Career	6, at Arizona (3/3/22)
ACC	4, at Pitt (3/9/24)

FT MADE	
Season	5 (2x), last vs. Syracuse (3/13/24)
Career	8 (2x), last vs. Chicago State (1/25/23)
ACC	5 (2x), last vs. Syracuse (3/13/24)

FT ATTEMPTED	
Season	6 (2x), last vs. Syracuse (3/13/24)
Career	12, vs. Arizona (2/11/23)
ACC	6 (2x), last vs. Syracuse (3/13/24)

ASSISTS	
Season	7, vs. The Citadel (11/6/23)
Career	12, vs. Washington (2/26/23)
ACC	6 (3x), last vs. Boston College (2/24/24)

STEALS	
Season	3 (5x), last vs. Louisville (3/12/24)
Career	4 (2x), last at Santa Clara (11/12/21)
ACC	3 (4x), last vs. Louisville (3/12/24)

BLOCKS	
Season	1, at Virginia (1/24/24)
Career	1 (7x), last at Virginia (1/24/24)
ACC	1 (2x), last at Virginia (1/24/24)

MINUTES	
Season	35 (2x), last vs. Duke (3/14/24)
Career	52, at Washington State (2/20/21)
ACC	35 (2x), last vs. Duke (3/14/24)

MISC. STATS

Games with 10+ points	25
Games with 20+ points	2
Games with 10+ rebounds	0
Games with 3+ assists	70
Games with 2+ steals	30
Games with 2+ blocks	0
Double-Doubles	0
Games led NCSU in points	0
Games led NCSU in rebounds	2
Games led NCSU in assists	13
Games led NCSU in steals	7
Games led NCSU in blocks	1

NOTING O'CONNELL

- » Tied season-high with 16 points (4-6 FGs, 3-3 3FG, 5-6 FTs), added 3 assists & 2 steals in win over Syracuse on 3/13
- » Scored season-high 16 points (5-9 FGs, 5-6 FTs) and added season-high tying 3 steals in win over Louisville on 3/12
- » Tied career-high with nine rebounds in win over Boston College on 2/24 ... Also passed out six assists and had zero turnovers against the Eagles.
- » Made debut at NC State on 11/6 vs. The Citadel ... Scored 14 points, tying his career-high with four made three-pointers, while also passing out seven assists.
- » Transferred to NC State after three seasons at Stanford ... Has two seasons of eligibility remaining
- » Graduated from Stanford in three years with a degree in economics
- » As a junior in 2022-23, appeared in 33 games, making 28 starts ... Averaged 5.2 points, 3.1 assists and 2.5 rebounds per game
- » Scored career-best 22 points in win over No. 4 Arizona on 2/11
- » Passed out career-high 12 assists against Washington 2/26 ... Tied for seventh-most in a single game in program history and was most by a Pac-12 player in the 2022-23 season
- » Ranked 11th in Pac-12 in assists and fifth in assist-turnover ratio
- » As a sophomore in 2021-22, appeared in 31 games, making 30 starts ... Averaged 7.1 points, 3.6 assists, 2.7 rebounds and 1.0 steals per game ... Led team in assists and steals ... Ranked eighth in the Pac-12 in assists per game
- » As a freshman in 2020-21, appeared in 25 games, making 18 starts ... Averaged 6.7 points, 3.0 rebounds, 2.8 assists and 1.3 steals per game
- » Ranked as four-star prospect by 247Sports in Class of 2020 ... First prospect since recruiting databases began to be rated a top-100 recruit in both basketball and lacrosse
- » Had committed to play lacrosse for Maryland before deciding to play basketball in college

2023-24 GAME-GAME STATS

DATE	OPPONENT	ST	MIN	FG-FGA	PCT.	3FG-FGA	PCT.	FT-FTA	PCT.	O-D-T	PF	A	TO	BLK	STL	PTS
11/6	The Citadel		25	5-6	.833	4-5	.800	0-0	.000	1-2-3	2	7	0	0	1	14
11/10	Ablene Christian		17	1-3	.333	0-2	.000	0-0	.000	0-2-2	1	3	1	0	0	2
11/17	Charleston So.		18	2-4	.500	0-2	.000	2-2	1.000	3-2-5	1	3	1	0	1	6
11/23	vs. Vanderbilt		27	3-6	.500	1-4	.250	2-2	1.000	0-4-4	1	4	3	0	3	9
11/24	vs. BYU		20	0-5	.000	0-3	.000	2-2	1.000	0-1-1	2	3	0	0	0	2
11/28	at Ole Miss		19	2-6	.333	0-3	.000	0-0	.000	2-2-4	1	0	2	0	0	4
12/2	at Boston College		13	2-2	1.000	0-0	.000	0-0	.000	2-0-2	3	1	1	0	1	4
12/6	UMES		13	0-2	.000	0-1	.000	0-0	.000	1-1-2	1	1	2	0	1	0
12/12	UT Martin		14	0-2	.000	0-2	.000	0-0	.000	1-2-3	3	3	1	0	0	0
12/16	vs. Tennessee		4	0-0	.000	0-0	.000	2-2	1.000	0-0-0	1	0	0	0	1	2
12/20	Saint Louis		18	2-2	1.000	0-0	.000	0-0	.000	1-0-1	1	5	0	0	0	4
12/23	Detroit Mercy		26	2-5	.500	1-2	.500	0-0	.000	1-2-3	2	6	0	0	1	5
1/3	at Notre Dame		22	0-2	.000	0-1	.000	0-0	.000	2-5-7	3	1	0	0	0	0
1/6	Virginia		27	2-5	.400	1-2	.500	1-2	.500	0-3-3	1	5	0	0	0	6
1/10	UNC		21	2-4	.500	0-1	.000	0-0	.000	1-3-4	2	2	1	0	3	4
1/13	at Louisville	*	31	4-7	.571	3-3	1.000	0-0	.000	0-2-2	3	6	3	1	2	11
1/16	Wake Forest		19	1-2	.500	0-0	.000	4-5	.800	0-0-0	4	1	1	0	0	6
1/20	Virginia Tech		26	3-5	.600	0-2	.000	0-0	.000	2-1-3	0	5	1	0	1	6
1/24	at Virginia		28	4-6	.667	0-1	.000	2-2	1.000	1-3-4	2	1	0	1	1	10
1/27	at Syracuse		18	0-2	.000	0-0	.000	0-0	.000	0-2-2	1	1	3	0	0	0
1/30	Miami	*	35	3-6	.500	0-1	.000	0-0	.000	0-5-5	2	5	2	0	3	6
2/3	Georgia Tech	*	33	2-5	.400	1-3	.333	2-2	1.000	1-6-7	4	6	1	0	3	7
2/7	Pitt	*	33	1-3	.333	0-1	.000	0-2	.000	0-5-5	1	4	1	0	1	2
2/10	at Wake Forest	*	11	1-1	1.000	0-0	.000	0-0	.000	1-2-3	4	1	0	0	0	2
2/17	at Clemson	*	27	2-5	.400	0-1	.000	0-0	.000	0-5-5	1	3	1	0	0	4
2/20	Syracuse	*	16	0-1	.000	0-0	.000	0-0	.000	0-1-1	1	2	2	0	0	0
2/24	Boston College	*	29	2-4	.500	0-0	.000	2-2	1.000	2-7-9	1	6	0	0	0	6
2/27	at Florida State	*	18	0-1	.000	0-1	.000	0-0	.000	0-1-1	1	2	1	0	1	0
3/2	at North Carolina	*	26	2-7	.286	1-3	.333	2-2	1.000	0-5-5	2	0	2	0	0	7
3/4	Duke	*	25	1-3	.333	1-1	1.000	0-0	.000	0-4-4	0	2	1	0	2	3
3/9	at Pitt	*	27	3-7	.429	1-4	.250	0-0	.000	0-2-2	2	3	1	0	0	7
3/12	vs. Louisville	*	34	5-9	.556	1-3	.333	5-6	.833	0-3-3	0	3	1	0	3	16
3/13	vs. Syracuse	*	30	4-6	.667	3-3	1.000	5-6	.833	1-3-4	0	3	2	0	2	16
3/14	vs. Duke	*	35	5-7	.714	2-2	1.000	0-0	.000	0-2-2	2	4	0	0	0	12

O'CONNELL'S CAREER STATS

DATE	GP-GS	MIN	AVG	FG-FGA	PCT.	3FG-FGA	PCT.	FT-FTA	PCT.	OFF-DEF	TOT-AVG	PF-FO	AST	TO	BLK	STL	PTS	AVG
2020-21 (Stanford)	25-18	668	26.7	59-126	.468	12-36	.333	37-47	.787	11-64	75-3.0	37-1	71	39	3	32	167	6.7
2021-22 (Stanford)	31-30	826	26.6	86-229	.376	24-83	.289	23-40	.575	9-75	84-2.7	52-0	111	63	1	32	219	7.1
2022-23 (Stanford)	33-28	847	25.7	59-156	.378	11-37	.297	43-55	.782	21-60	81-2.5	50-1	103	52	1	29	172	5.2
2023-24 (NC State)	34-15	787	23.2	66-141	.468	20-57	.351	31-37	.838	23-88	111-3.3	56-0	102	35	2	30	183	5.4

TOTALS	123-91	3129	25.4	270-652	.414	67-213	.315	134-179	.749	64-287	351-2.9	195-2	387	189	7	123	741	6.0
--------	--------	------	------	---------	------	--------	------	---------	------	--------	---------	-------	-----	-----	---	-----	-----	-----



13 KJ KEATTS

GUARD · SOPHOMORE · 5-10 · 165 LBS. · CARY, NC · GRACE CHRISTIAN SCHOOL

SEASON STATS

PPG	RPG	APG	FG%	3FG%	FT%
0.0	0.2	0.0	-	-	-

KEATTS' SINGLE-GAME BEST

POINTS	Season
Season	Career
Career	ACC

REBOUNDS	Season
Season	Career
Career	ACC

FG MADE	Season
Season	Career
Career	ACC

FG ATTEMPTED	Season
Season	Career
Career	ACC

3FG MADE	Season
Season	Career
Career	ACC

3FG ATTEMPTED	Season
Season	Career
Career	ACC

FT MADE	Season
Season	Career
Career	ACC

FT ATTEMPTED	Season
Season	Career
Career	ACC

ASSISTS	Season
Season	Career
Career	ACC

STEALS	Season
Season	Career
Career	ACC

BLOCKS	Season
Season	Career
Career	ACC

MINUTES	Season
Season	Career
Career	ACC

MISC. STATS

Games with 10+ points	0
Games with 20+ points	0
Games with 10+ rebounds	0
Games with 3+ assists	0
Games with 2+ steals	0
Games with 2+ blocks	0
Double-Doubles	0
Games led NCSU in points	0
Games led NCSU in rebounds	0
Games led NCSU in assists	0
Games led NCSU in steals	0
Games led NCSU in blocks	0

NOTING KEATTS

- » Appeared in nine games in freshman season
- » Attended Grace Christian School for junior and senior season, playing varisty both seasons ... Helped lead Grace Christian to 19 wins as a senior and 14 wins as a junior in a COVID-shortened season
- » Was named Most Improved Player on the team following junior year
- » Attended Broughton High School as a freshman and sophomore ... Played on varsity team as a sophomore at Broughton
- » Son of Kevin and Georgette Keatts ... Born in Danville, Va., but also lived in Louisville, Ky., and Wilmington, N.C. while growing up.

2023-24 GAME-GAME STATS

DATE	OPPONENT	ST	MIN	FG-FGA	PCT.	3FG-FGA	PCT.	FT-FTA	PCT.	O-D-T	PF	A	TO	BLK	STL	PTS
11/6	The Citadel		1	0-0	.000	0-0	.000	0-0	.000	0-1-1	0	0	0	0	0	0
11/10	Ablene Christian		3	0-0	.000	0-0	.000	0-0	.000	0-0-0	1	0	1	0	0	0
11/17	Charleston So.		3	0-0	.000	0-0	.000	0-0	.000	0-0-0	0	0	0	0	0	0
11/23	vs. Vanderbilt	DNP														
11/24	vs. BYU	DNP														
11/28	at Ole Miss	DNP														
12/2	at Boston College	DNP														
12/6	UMES		1	0-0	.000	0-0	.000	0-0	.000	0-0-0	0	0	0	0	0	0
12/12	UT Martin	DNP														
12/16	vs. Tennessee	DNP														
12/20	Saint Louis		1	0-0	.000	0-0	.000	0-0	.000	0-0-0	0	0	0	0	0	0
12/23	Detroit Mercy	DNP														
1/3	at Notre Dame	DNP														
1/6	Virginia	DNP														
1/10	North Carolina	DNP														
1/13	at Louisville	DNP														
1/16	Wake Forest	DNP														
1/20	Virginia Tech	DNP														
1/24	at Virginia	DNP														
1/27	at Syracuse	DNP														
1/30	Miami	DNP														
2/3	Georgia Tech	DNP														
2/7	Pitt	DNP														
2/10	at Wake Forest	DNP														
2/17	at Clemson	DNP														
2/20	Syracuse	DNP														
2/24	Boston College	DNP														
2/27	at Florida State	DNP														
3/2	at North Carolina	DNP														
3/4	Duke	DNP														
3/9	at Pitt	DNP														
3/12	vs. Louisville	DNP														
3/13	vs. Syracuse	DNP														
3/14	vs. Duke	DNP														

KEATTS' CAREER STATS

DATE	GP-GS	MIN	AVG	FG-FGA	PCT.	3FG-FGA	PCT.	FT-FTA	PCT.	OFF-DEF	TOT-AVG	PF-FO	AST	TO	BLK	STL	PTS	AVG
2022-23 (NC State)	9-0	13	1.4	0-2	.000	0-1	.000	0-0	.000	0-1	1-0.1	2-0	0	3	0	0	0	0.0
2023-24 (NC State)	4-0	8	1.6	0-0	.000	0-0	.000	0-0	.000	0-1	1-0.2	1-0	0	1	0	0	0	0.0
TOTALS	14-0	21	1.5	0-2	.000	0-1	.000	0-0	.000	0-2	2-0.1	3-0	0	4	0	0	0	0.0



14 CASEY MORSELL

GUARD • GRAD • 6-3 • 200 LBS. • FT. WASHINGTON, MD • ST. JOHN'S COLLEGE (VIRGINIA)

SEASON STATS

PPG	RPG	APG	FG%	3FG%	FT%
11.6	2.8	1.8	41.1	26.9	80.7

MORSELL'S SINGLE-GAME BEST

POINTS

Season	28, vs. BYU (11/24/23)
Career	28, vs. BYU (11/24/23)
ACC	25, vs. Louisville (3/12/24)

REBOUNDS

Season	7, vs. UNC (1/10/24)
Career	10, vs. Duke (1/4/23)
ACC	10, vs. Duke (1/4/23)

FG MADE

Season	10, vs. BYU (11/24/23)
Career	10 (2x), last vs. BYU (11/24/23)
ACC	8, at Florida State (2/27/24)

FG ATTEMPTED

Season	17, vs. BYU (11/24/23)
Career	17, vs. BYU (11/24/23)
ACC	15, at Florida State (2/27/24)

3FG MADE

Season	4, vs. Saint Louis (12/20/23)
Career	6 (2x), last vs. William & Mary (11/29/22)
ACC	5 (2x), last at Boston College (2/11/23)

3FG ATTEMPTED

Season	7 (2x), last vs. Louisville (3/12/24)
Career	9 (4x), last at Syracuse (2/14/23)
ACC	9 (2x), last at Syracuse (2/14/23)

FT MADE

Season	13, vs. Louisville (3/12/24)
Career	13, vs. Louisville (3/12/24)
ACC	13, vs. Louisville (3/12/24)

FT ATTEMPTED

Season	13, vs. Louisville (3/12/24)
Career	13, vs. Louisville (3/12/24)
ACC	13, vs. Louisville (3/12/24)

ASSISTS

Season	6, at Florida State (2/27/24)
Career	6, at Florida State (2/27/24)
ACC	6, at Florida State (2/27/24)

STEALS

Season	3 (2x) last at Virginia (1/24/24)
Career	3 (7x), last vs. Virginia Tech (1/20/24)
ACC	3 (6x), last at Virginia (1/24/24)

BLOCKS

Season	2, at Florida State (2/27/24)
Career	3, at Georgia Tech (1/17/23)
ACC	3, at Georgia Tech (1/17/23)

MINUTES

Season	39, vs. Louisville (3/12/24)
Career	40, at Wake Forest (1/28/23)
ACC	40, at Wake Forest (1/28/23)

MISC. STATS

Games with 10+ points	52
Games with 20+ points	7
Games with 10+ rebounds	1
Games with 3+ assists	13
Games with 2+ steals	32
Games with 2+ blocks	4
Double-Doubles	0
Games led NCSU in points	10
Games led NCSU in rebounds	6
Games led NCSU in assists	3
Games led NCSU in steals	21
Games led NCSU in blocks	13

NOTING MORSELL

- » Has started 81 consecutive games, 7th longest starting streak in program history
- » Scored 25 points - most in his career against an ACC opponent - in win over Louisville on 3/12
- » Went 13-for-13 from foul line against the Cardinals. 13 free throws without a miss are a program record for most made free throws without a miss in an ACC Tournament game. 13 made free throws are also tied for the most in a single game in program history in the ACC Tournament.
- » Free Throw in second half in win over Syracuse on 3/13 was the 1,000th point of his NC State career, 57th player in program history to score 1,000 career points
- » Scored 19 points and passed out career-high six assists at Florida State on 2/27
- » Surpassed 1,000 career points against then #7 North Carolina (1/10/24)
- » Scored a career-high 28 points on 11/24/23 vs. BYU in Vegas Showdown ... Shot 10-of-17 from the field, including 3-of-6 from three-point range.
- » Started all 34 games last season for NC State ... Averaged 11.8 points and 4.4 rebounds per game
- » Second on team with 78 three-pointers and led team with 41.1 percent three-point field goal percentage ... Ranked sixth in the ACC in three-point field goal percentage ... Hit multiple three-pointers in 20 games, including 12 games where he at least three three-pointers
- » Made more three-pointers in senior season (78) than he made in his three college seasons combined (60)
- » Scored season-high 26 points on 10-of-13 shooting, including 6-of-7 from three-point range in win over FIU on 11/15
- » Scored 21 points, hitting 5-of-8 three-pointers in game vs. Kansas on 11/23
- » As a junior at NC State, appeared in 30 games and made 20 starts ... Averaged 7.2 points and 3.6 rebounds per game
- » Three-year letterwinner from 2017-19 at St. John's College High School in Washington, D.C.
- » Named the 2019 Gatorade Player of the Year and USA Today Player of the Year for Washington, D.C.

2023-24 GAME-GAME STATS

DATE	OPPONENT	ST	MIN	FG-FGA	PCT.	3FG-FGA	PCT.	FT-FTA	PCT.	O-D-T	PF	A	TO	BLK	STL	PTS
11/6	The Citadel	*	28	4-9	.444	1-4	.250	0-0	.000	1-0-1	3	2	3	0	0	9
11/10	Abilene Christian	*	30	6-14	.429	1-4	.250	3-4	.750	3-0-3	3	3	0	1	0	16
11/17	Charleston So.	*	27	4-9	.444	2-3	.667	0-0	.000	0-1-1	1	0	0	0	1	10
11/23	vs. Vanderbilt	*	36	4-11	.364	2-5	.400	2-2	1.000	1-4-5	1	2	2	1	2	12
11/24	vs. BYU	*	37	10-17	.589	3-6	.500	5-7	.714	1-5-6	3	1	1	0	0	28
11/28	at Ole Miss	*	31	5-14	.357	0-4	.000	2-2	1.000	1-4-5	4	2	3	0	0	12
12/2	at Boston College	*	37	3-9	.333	3-6	.500	3-4	.750	1-2-3	1	3	1	0	1	12
12/6	UMES	*	32	4-8	.500	1-4	.250	3-4	.750	0-5-5	1	3	0	0	1	12
12/12	UT Martin	*	26	3-6	.500	0-2	.000	0-0	.000	0-0-0	2	3	1	0	1	6
12/16	vs. Tennessee	*	32	2-7	.285	0-1	.000	2-4	.500	1-0-1	2	3	1	0	0	6
12/20	Saint Louis	*	36	8-11	.727	4-6	.667	1-3	.333	1-1-2	2	2	0	0	1	21
12/23	Detroit Mercy	*	14	1-5	.200	1-4	.250	0-0	.000	1-2-3	0	0	0	0	2	3
1/3	at Notre Dame	*	35	3-10	.300	0-3	.000	1-2	.500	2-2-4	2	0	1	1	0	7
1/6	Virginia	*	33	2-9	.222	1-7	.143	0-0	.000	0-2-2	0	2	1	0	1	5
1/10	UNC	*	32	3-12	.250	0-5	.000	6-6	1.000	4-3-7	0	0	1	1	0	12
1/13	at Louisville	*	29	5-10	.500	0-2	.000	3-3	1.000	1-1-2	1	1	3	0	1	13
1/16	Wake Forest	*	33	2-6	.333	0-0	.000	4-4	1.000	0-0-0	0	0	0	1	1	8
1/20	Virginia Tech	*	38	4-7	.571	2-3	.667	9-10	.900	3-0-3	3	2	2	1	3	19
1/24	at Virginia	*	32	5-14	.357	1-3	.333	2-2	1.000	0-2-2	3	2	2	1	3	13
1/27	at Syracuse	*	38	4-13	.308	0-5	.000	6-6	1.000	3-2-5	2	0	1	1	1	14
1/30	Miami	*	38	6-9	.667	3-4	.750	2-2	1.000	0-2-2	3	1	0	1	0	17
2/3	Georgia Tech	*	36	6-13	.462	1-7	.143	2-2	1.000	0-1-1	2	3	1	1	2	15
2/7	Pitt	*	37	2-7	.286	1-3	.333	0-0	.000	2-2-4	3	3	1	0	1	5
2/10	at Wake Forest	*	29	3-8	.375	0-2	.000	3-4	.750	0-0-0	4	3	0	0	2	9
2/17	at Clemson	*	33	1-5	.200	0-1	.000	4-8	.500	1-4-5	2	3	1	1	2	6
2/20	Syracuse	*	32	1-5	.200	0-1	.000	2-4	.500	2-3-5	1	1	0	1	0	4
2/24	Boston College	*	29	5-9	.556	1-4	.250	2-2	1.000	0-0-0	2	2	2	0	1	13
2/27	at Florida State	*	33	8-15	.533	2-3	.667	1-2	.500	1-3-4	4	6	2	2	1	19
3/2	at North Carolina	*	26	4-10	.400	0-1	.000	1-2	.500	3-1-4	5	3	1	1	0	9
3/4	Duke	*	36	4-10	.400	0-2	.000	1-2	.500	3-1-4	1	1	3	0	0	9
3/9	at Pitt	*	33	3-9	.333	0-2	.000	2-2	1.000	2-1-3	3	1	1	0	0	8
3/12	vs. Louisville	*	39	5-12	.417	2-7	.286	13-13	1.000	0-1-1	0	1	1	1	2	25
3/13	vs. Pitt	*	34	2-9	.222	0-4	.000	2-2	1.000	0-1-1	2	1	0	0	1	6
3/14	vs. Duke	*	24	5-11	.455	0-1	.000	1-1	1.000	0-1-1	3	0	0	0	1	11

MORSELL'S CAREER STATS

DATE	GP-GS	MIN	AVG	FG-FGA	PCT.	3FG-FGA	PCT.	FT-FTA	PCT.	OFF-DEF	TOT-AVG	PF-FO	AST	TO	BLK	STL	PTS	AVG
2019-20 (Virginia)	30-13	654	21.8	46-166	.277	15-85	.176	12-14	.857	8-43	51-17	49-0	22	26	5	18	119	4.0
2020-21 (Virginia)	23-3	346	15.0	42-106	.396	10-38	.263	7-11	.636	6-25	31-13	24-0	14	13	6	8	101	4.4
2021-22 (NC State)	30-20	726	24.2	72-204	.353	35-100	.350	37-56	.661	32-75	107-36	54-1	23	19	2	32	216	7.2
2022-23 (NC State)	34-34	1189	35.0	141-302	.467	78-190	.411	41-52	.788	47-103	150-44	78-3	31	23	22	38	401	11.8
2023-24 (NC State)	34-34	1094	32.2	137-333	.411	32-119	.269	88-109	.807	38-57	95-28	69-1	60	36	16	32	394	11.6
TOTALS	151-104	4009	26.5	438-1111	.394	170-532	.320	185-242	.764	131-303	434-2.9	274-5	150	117	51	128	1231	8.2



20 ALEX NUNNALLY

GUARD · JUNIOR · 6-2 · 180 LBS. · CARY, NC · CARY ACADEMY

SEASON STATS

PPG	RPG	APG	FG%	3FG%	FT%
0.0	0.2	0.0	0.0	0.0	-

NUNNALLY'S SINGLE-GAME BEST

POINTS

Season
Career
ACC

REBOUNDS

Season 1, vs. Abilene Christian (11/10/23)
Career 1 (3x), last vs. Abilene Christian (11/10/23)
ACC 1, vs. Florida State (2/1/23)

FG MADE

Season
Career
ACC

FG ATTEMPTED

Season
Career 1, vs. FIU (11/15/22)
ACC

3FG MADE

Season
Career
ACC

3FG ATTEMPTED

Season
Career 1, vs. FIU (11/15/22)
ACC

FT MADE

Season
Career
ACC

FT ATTEMPTED

Season
Career
ACC

ASSISTS

Season
Career
ACC

STEALS

Season
Career
ACC

BLOCKS

Season
Career
ACC

MINUTES

Season 2 (2x), last vs. Charleston Southern (11/17/23)
Career 3 (3x), last vs. William & Mary (11/29/22)
ACC 1 (5x), last at Boston College (2/1/23)

MISC. STATS

Games with 10+ points	0
Games with 20+ points	0
Games with 10+ rebounds	0
Games with 3+ assists	0
Games with 2+ steals	0
Games with 2+ blocks	0
Double-Doubles	0
Games led NCSU in points	0
Games led NCSU in rebounds	0
Games led NCSU in assists	0
Games led NCSU in steals	0
Games led NCSU in blocks	0

NOTING NUNNALLY

- » Two-time ACC Honor Roll member
- » Has appeared in 16 games in career
- » Originally signed with Division III Juniata College out of high school ... Enrolled in NC State for Fall 2021 semester
- » Four-year varsity player for head coach Lason Perkins at Cary Academy
- » As a senior was team captain and averaged 15.1 points, 5.0 rebounds and 2.3 assists per game while shooting 47 percent from the field and 39 percent from three-point range ... All-ITSAC Conference selection
- » Hit 81 three-pointers to overtake Trey Murphy III (2021 NBA First Round Draft Selection) for most single-season three-pointers in program history
- » Hit eight three-pointers in a single game to set school program-record, breaking previous record held by Murphy

2023-24 GAME-GAME STATS

DATE	OPPONENT	ST	MIN	FG-FGA	PCT.	3FG-FGA	PCT.	FT-FTA	PCT.	O-D-T	PF	A	TO	BLK	STL	PTS
11/6	The Citadel		1	0-0	.000	0-0	.000	0-0	.000	0-0-0	0	0	0	0	0	0
11/10	Abilene Christian		2	0-0	.000	0-0	.000	0-0	.000	0-1-1	0	0	0	0	0	0
11/17	Charleston So.		2	0-0	.000	0-0	.000	0-0	.000	0-0-0	0	0	0	0	0	0
11/23	vs. Vanderbilt	DNP														
11/24	vs. BYU	DNP														
11/28	at Ole Miss	DNP														
12/2	at Boston College	DNP														
12/6	UMES		1	0-0	.000	0-0	.000	0-0	.000	0-0-0	0	0	0	0	0	0
12/12	UT Martin	DNP														
12/16	vs. Tennessee	DNP														
12/20	Saint Louis		1	0-0	.000	0-0	.000	0-0	.000	0-0-0	0	0	0	0	0	0
12/23	Detroit Mercy	DNP														
1/3	at Notre Dame	DNP														
1/6	Virginia	DNP														
1/10	UNC	DNP														
1/13	at Louisville	DNP														
1/16	Wake Forest	DNP														
1/20	Virginia Tech	DNP														
1/24	at Virginia	DNP														
1/27	st Syracuse	DNP														
1/30	Miami	DNP														
2/3	Georgia Tech	DNP														
2/7	Pitt	DNP														
2/10	at Wake Forest	DNP														
2/17	at Clemson	DNP														
2/20	Syracuse	DNP														
2/24	Boston College	DNP														
2/27	at Florida State	DNP														
3/2	at North Carolina	DNP														
3/4	Duke		1	0-1	.000	0-1	.000	0-0	.000	0-0-0	0	0	0	0	0	0
3/9	at Pitt	DNP														
3/12	vs. Louisville	DNP														
3/13	vs. Syracuse	DNP														
3/14	vs. Duke	DNP														

NUNNALLY'S CAREER STATS

DATE	GP-GS	MIN	AVG	FG-FGA	PCT.	3FG-FGA	PCT.	FT-FTA	PCT.	OFF-DEF	TOT-AVG	PF-FO	AST	TO	BLK	STL	PTS	AVG
2021-22 (NC State)	6-0	6	0.9	0-0	.000	0-0	.000	0-0	.000	0-0	0-0.0	0-0	0	0	0	0	0	0.0
2022-23 (NC State)	10-0	15	1.5	0-1	.000	0-1	.000	0-0	.000	0-2	2-0.2	2-0	0	0	0	0	0	0.0
2023-24 (NC State)	6-0	6	1.0	0-1	.000	0-1	.000	0-0	.000	0-1	1-0.2	0-0	0	0	0	0	0	0.0

TOTALS	22-0	27	1.2	0-2	.000	0-2	.000	0-0	.000	0-3	3-0.1	2-0	0	0	0	0	0	0.0
--------	------	----	-----	-----	------	-----	------	-----	------	-----	-------	-----	---	---	---	---	---	-----



22 JORDAN SNELL

GUARD · SOPHOMORE · 6-2 · 165 LBS. · CARY, NC · PANTHER CREEK

SEASON STATS

PPG	RPG	APG	FG%	3FG%	FT%
0.0	0.2	0.0	-	-	-

SNELL'S SINGLE-GAME BEST

POINTS	
Season
Career 3, vs. Austin Peay (11/7/22)
ACC

REBOUNDS	
Season
Career 1 (2x), last at Boston College (2/11/23)
ACC 1, at Boston College (2/11/23)

FG MADE	
Season
Career 1, vs. Austin Peay (11/7/22)
ACC

FG ATTEMPTED	
Season 1, vs. Abilene Christian (11/10/23)
Career 1 (4x), last vs. Abilene Christian (11/10/23)
ACC 1 (2x), last vs Florida State (2/1/23)

3FG MADE	
Season
Career 1, vs. Austin Peay (11/7/22)
ACC

3FG ATTEMPTED	
Season
Career 1, vs. Austin Peay (11/7/22)
ACC

FT MADE	
Season
Career 1, vs. William & Mary (11/29/22)
ACC

FT ATTEMPTED	
Season
Career 2, vs. William & Mary (11/29/22)
ACC

ASSISTS	
Season
Career
ACC

STEALS	
Season
Career
ACC

BLOCKS	
Season
Career 1, vs. Coppin State (12/6/22)
ACC

MINUTES	
Season 2 (2x), last vs. Charleston Southern (11/17/23)
Career 3 (3x), last vs. William & Mary (11/29/22)
ACC 1 (3x), last at Boston College (2/11/23)

MISC. STATS

Games with 10+ points 0
Games with 20+ points 0
Games with 10+ rebounds 0
Games with 3+ assists 0
Games with 2+ steals 0
Games with 2+ blocks 0
Double-Doubles 0
Games led NCSU in points 0
Games led NCSU in rebounds 0
Games led NCSU in assists 0
Games led NCSU in steals 0
Games led NCSU in blocks 0

NOTING SNELL

- » ACC Honor Roll selection last season
- » Appeared in 10 games as a freshman ... Made collegiate debut on 11/7 vs. Austin Peay and made first career field goal attempt, making a three-pointer in closing minutes of the game.
- » Attended Panther Creek High School in Cary for final two years of high school ... Averaged 12 points, four assists and two rebounds per game as a senior at Panther Creek ... Helped lead the Catamounts to a 23-8 record and to the school's first ever NCHSAA 4A State Championship game appearance ... Named First-Team All-Conference
- » Son of Steve Snell, the director of operations/assistant coach for men's basketball at NC State, and Ann Snell ... Mother was a 2019 inductee into the Rio Grande Hall of Fame for her basketball career
- » Cousins with NBA players Stephen and Seth Curry
- » Born in New Orleans, La., but grew up all over the country, including Denver, Colo., San Jose, Calif., and Pickerington, Ohio.

2023-24 GAME-GAME STATS

DATE	OPPONENT	ST	MIN	FG-FGA	PCT.	3FG-FGA	PCT.	FT-FTA	PCT.	O-D-T	PF	A	TO	BLK	STL	PTS
11/6	The Citadel		1	0-0	.000	0-0	.000	0-0	.000	0-0-0	1	0	0	0	0	0
11/10	Abilene Christian		2	0-1	.000	0-0	.000	0-0	.000	0-0-0	0	0	0	0	0	0
11/17	Charleston So.		2	0-0	.000	0-0	.000	0-0	.000	0-0-0	0	0	0	0	0	0
11/23	vs. Vanderbilt	DNP														
11/24	vs. BYU	DNP														
11/28	at Ole Miss	DNP														
12/2	at Boston College	DNP														
12/6	UMES		1	0-0	.000	0-0	.000	0-0	.000	0-0-0	0	0	0	0	0	0
12/12	UT Martin	DNP														
12/16	vs. Tennessee	DNP														
12/20	Saint Louis		1	0-0	.000	0-0	.000	0-0	.000	0-0-0	0	0	0	0	0	0
12/23	Detroit Mercy	DNP														
1/3	at Notre Dame	DNP														
1/6	Virginia	DNP														
1/10	UNC	DNP														
1/13	at Louisville	DNP														
1/16	Wake Forest	DNP														
1/20	Virginia Tech	DNP														
1/24	at Virginia	DNP														
1/27	at Syracuse	DNP														
1/30	Miami	DNP														
2/3	Georgia Tech	DNP														
2/7	Pitt	DNP														
2/10	at Wake Forest	DNP														
2/17	at Clemson	DNP														
2/20	Syracuse	DNP														
2/24	Boston College	DNP														
2/27	at Florida State	DNP														
3/2	at North Carolina	DNP														
3/4	Duke	DNP														
3/9	at Pitt	DNP														
3/12	vs. Louisville	DNP														
3/13	vs. Syracuse	DNP														
3/14	vs. Duke	DNP														

SNELL'S CAREER STATS

DATE	GP-GS	MIN	AVG	FG-FGA	PCT.	3FG-FGA	PCT.	FT-FTA	PCT.	OFF-DEF	TOT-AVG	PF-FO	AST	TO	BLK	STL	PTS	AVG
2022-23 (NC State)	10-0	15	1.5	1-3	.333	1-1	1.000	1-2	.500	1-1	2-0.2	0-0	0	1	1	0	4	0.4
2023-24 (NC State)	5-0	7	1.4	0-1	.000	0-0	.000	0-0	.000	0-1	1-0.2	1-0	0	0	0	0	0	0.0

TOTALS	15-0	22	1.5	1-4	.250	1-1	1.000	1-2	.500	1-2	3-0.2	1-0	0	1	1	0	4	0.3
--------	------	----	-----	-----	------	-----	-------	-----	------	-----	-------	-----	---	---	---	---	---	-----



23 MOHAMED DIARRA

FORWARD • JUNIOR • 6-10 • 215 LBS. • MONTREUIL, FRANCE • REDEMPTION ACADEMY (MISSOURI)

SEASON STATS

PPG	RPG	BPG	FG%	3FG%	FT%
5.7	7.1	0.9	47.6	34.0	62.1

DIARRA'S SINGLE-GAME BEST

POINTS	
Season	14, vs. Duke (3/14/24)
Career	14, vs. Duke (3/14/24)
ACC	14, vs. Duke (3/14/24)

REBOUNDS	
Season	18, at Boston College (12/2/23)
Career	18, at Boston College (12/2/23)
ACC	18, at Boston College (12/2/23)

FG MADE	
Season	6, at Florida State (2/27/24)
Career	6, at Florida State (2/27/24)
ACC	6, at Florida State (2/27/24)

FG ATTEMPTED	
Season	10 (2x), last at Florida State (2/27/24)
Career	10 (2x), last at Florida State (2/27/24)
ACC	10, at Florida State (2/27/24)

3FG MADE	
Season	3, at Clemson (2/17/24)
Career	3, at Clemson (2/17/24)
ACC	3, at Clemson (2/17/24)

3FG ATTEMPTED	
Season	6, vs. The Citadel (11/6/23)
Career	6, vs. The Citadel (11/6/23)
ACC	4 (2x), last vs. Duke (3/14/24)

FT MADE	
Season	5, vs. Abilene Christian (11/10/23)
Career	5, vs. Abilene Christian (11/10/23)
ACC	4 (2x), last vs. Syracuse (3/13/24)

FT ATTEMPTED	
Season	7 (2x), last vs. Duke (3/14/24)
Career	7 (3x), last vs. Duke (3/14/24)
ACC	7, vs. Duke (3/14/24)

ASSISTS	
Season	6, vs. Syracuse (3/13/24)
Career	6, vs. Syracuse (3/13/24)
ACC	6, vs. Syracuse (3/13/24)

STEALS	
Season	3 (2x), last vs. Duke (3/14/24)
Career	3 (2x), last vs. Duke (3/14/24)
ACC	3 (2x), last vs. Duke (3/14/24)

BLOCKS	
Season	4, vs. Duke (3/14/24)
Career	4, vs. Duke (3/14/24)
ACC	4, vs. Duke (3/14/24)

MINUTES	
Season	38, vs. Duke (3/4/24)
Career	38, vs. Duke (3/4/24)
ACC	38, vs. Duke (3/4/24)

MISC. STATS

Games with 10+ points	7
Games with 20+ points	0
Games with 10+ rebounds	12
Games with 3+ assists	2
Games with 2+ steals	9
Games with 2+ blocks	11
Double-Doubles	3
Games led NCSU in points	0
Games led NCSU in rebounds	16
Games led NCSU in assists	1
Games led NCSU in steals	6
Games led NCSU in blocks	17

NOTING DIARRA

- » Playing some of his best basketball right now ... In last 11 games, averaging 9.0 points, 9.6 rebounds and 1.7 blocks per game
- » Has led NC State in rebounding in seven of last eight games
- » Had career game in win over Duke on 3/14 ... scored career-high 14 points, grabbed 16 rebounds, blocked career-high four shots and tied career-high with three steals
- » Scored 8 points, pulled down 14 rebounds and passed out a career-high 6 assist in the win over Syracuse on 3/13
- » Tied career-high with 13 points and added a team-high 9 rebounds at Florida State on 2/27
- » Shot 100-percent from the floor (5-of-5) at Wake Forest (2/10/24) ... also recorded second career double-double after scoring 13 points and 12 boards
- » Grabbed career-best 18 rebounds in win at Boston College on 12/2 ... 18 rebounds are the most by an NC State player against an ACC opponent since Richard Howell had 18 in the Pack's win over top-ranked Duke on Jan. 12, 2013.
- » Had first collegiate double-double in program debut vs. The Citadel on 11/6 ... Scored 10 points and grabbed a career-high 14 rebounds ... Also tied career-high with three blocks
- » Played at Missouri last season ... Appeared in 25 games, making six starts for the Tigers ... Averaged 3.2 points and 3.3 rebounds per game ... Saw role increase in final 20 games of the season
- » Scored a season-high 11 points in win at Ole Miss on 1/24
- » Scored eight points and grabbed a season-high 12 rebounds vs. Alabama on 1/21
- » Played two seasons at Garden City Community College ... Rated the No. 1 JUCO recruit in 2022 Class by JUCO Recruiting.com ... KJCCC Player of the Year ... Averaged double-double with 17.8 points and 12.6 rebounds per game as a sophomore ... Led NJCAA players in rebounds per game and ranked top-20 in blocks per game
- » Attended Redemption Christian School in Troy, N.Y. ... Played soccer and basketball in prep school ... Started all four years at prep school

2023-24 GAME-GAME STATS

DATE	OPPONENT	ST	MIN	FG-FGA	PCT.	3FG-FGA	PCT.	FT-FTA	PCT.	O-D-T	PF	A	TO	BLK	STL	PTS
11/6	The Citadel	*	27	4-10	.400	2-6	.333	0-0	.000	2-12-14	1	1	0	3	0	10
11/10	Abilene Christian	*	22	2-3	.667	0-0	.000	5-7	.714	4-7-11	3	0	1	0	0	9
11/17	Charleston So.	*	15	2-5	.400	0-2	.000	2-3	.667	2-3-5	2	0	0	1	0	6
11/23	vs. Vanderbilt	*	7	1-3	.333	0-1	.000	0-0	.000	1-0-1	2	0	0	0	0	2
11/24	vs. BYU	*	13	0-0	.000	0-0	.000	0-0	.000	0-1-1	1	0	1	0	0	0
11/28	at Ole Miss		4	0-0	.000	0-0	.000	0-0	.000	0-0-0	0	0	0	0	0	0
12/2	at Boston College		35	3-8	.375	1-2	.500	1-1	1.000	3-15-18	1	0	1	2	0	8
12/6	UMES		14	3-5	.600	0-0	.000	2-4	.500	1-4-5	1	0	1	1	2	8
12/12	UT Martin	DNP														
12/16	vs. Tennessee		5	0-0	.000	0-0	.000	0-0	.000	0-0-0	0	0	0	0	0	0
12/20	Saint Louis		3	0-1	.000	0-1	.000	0-0	.000	0-2-2	0	0	0	0	0	0
12/23	Detroit Mercy		1	1-2	.500	0-0	.000	0-1	.000	0-0-0	2	0	0	0	0	2
1/3	at Notre Dame		12	0-1	.000	0-1	.000	4-4	1.000	1-5-6	0	0	0	1	0	4
1/6	Virginia		3	0-1	.000	0-0	.000	0-0	.000	1-2-3	0	0	0	0	0	0
1/10	UNC		13	2-5	.400	1-2	.500	2-2	1.000	1-1-2	4	0	0	0	1	7
1/13	at Louisville		18	3-6	.500	0-1	.000	1-2	.500	3-8-11	4	1	1	1	1	7
1/16	Wake Forest		25	3-4	.750	0-1	.000	2-4	.500	4-9-13	2	0	2	0	2	8
1/20	Virginia Tech		21	3-6	.500	0-1	.000	0-0	.000	3-5-8	5	0	2	0	1	6
1/24	at Virginia		20	2-4	.500	0-0	.000	0-0	.000	0-8-8	1	0	0	0	1	4
1/27	at Syracuse	*	13	1-4	.250	1-1	1.000	0-0	.000	0-5-5	3	1	0	0	1	3
1/30	Miami		14	1-2	.500	0-0	.000	0-0	.000	1-4-5	1	0	0	0	0	2
2/3	Georgia Tech		13	1-4	.250	0-2	.000	0-1	.000	0-5-5	1	0	0	1	0	2
2/7	Pitt		16	2-5	.400	0-1	.000	0-0	.000	2-2-4	0	0	1	1	1	4
2/10	at Wake Forest		33	5-5	1.000	2-2	1.000	1-2	.500	4-8-12	1	3	1	0	1	13
2/17	at Clemson	*	34	3-6	.500	3-3	1.000	2-4	.500	4-5-9	1	0	1	2	3	11
2/20	Syracuse	*	26	3-6	.500	0-3	.000	1-1	1.000	2-6-8	0	1	1	2	0	7
2/24	Boston College	*	30	2-5	.400	2-4	.500	2-4	.500	3-7-10	1	0	0	3	2	8
2/27	at Florida State	*	34	6-10	.600	1-3	.333	0-1	.000	4-5-9	2	0	3	0	0	13
3/2	at North Carolina	*	33	1-4	.250	1-4	.250	1-2	.500	0-8-8	1	0	0	1	0	4
3/4	Duke	*	38	4-8	.500	1-2	.500	1-2	.500	1-6-7	2	0	0	3	1	10
3/9	at Pitt		28	1-2	.500	1-2	.500	2-2	1.000	2-7-9	2	1	1	1	0	5
3/12	vs. Louisville	*	18	2-2	1.000	0-0	.000	0-0	.000	0-4-4	0	2	0	2	0	4
3/13	vs. Syracuse	*	32	2-7	.286	0-2	.000	4-4	1.000	7-7-14	1	6	2	1	2	8
3/14	vs. Duke	*	37	5-9	.556	1-4	.250	3-7	.429	4-12-16	2	2	2	4	3	14

DIARRA'S CAREER STATS

DATE	GP-GS	MIN	AVG	FG-FGA	PCT.	3FG-FGA	PCT.	FT-FTA	PCT.	OFF-DEF	TOT-AVG	PF-FO	AST	TO	BLK	STL	PTS	AVG
2022-23 (Missouri)	25-6	293	11.7	26-65	.400	4-16	.250	24-43	.558	30-52	82-3.3	45-2	14	20	15	13	80	3.2
2023-24 (NC State)	33-15	658	20.0	68-143	.476	17-50	.340	36-58	.621	60-173	233-7.1	47-1	18	21	30	22	189	5.7

TOTALS	58-21	952	16.4	94-208	.452	21-66	.318	60-101	.594	90-225	315-5.4	92-3	32	41	45	35	269	4.6
--------	-------	-----	------	--------	------	-------	------	--------	------	--------	---------	------	----	----	----	----	-----	-----



24 ERNEST ROSS

FORWARD · JUNIOR · 6-9 · 200 LBS. · ALACHUA, FL · SANTA FE

SEASON STATS

PPG	RPG	APG	FG%	3FG%	FT%
0.2	0.5	0.0	10.0	0.0	-

ROSS' SINGLE-GAME BEST

POINTS	
Season	2, vs. Charleston Southern (11/17/23)
Career	17, vs. Miami (1/14/23)
ACC	17, vs. Miami (1/14/23)

REBOUNDS	
Season	1 (6x), last at Florida State (2/27/24)
Career	9, vs. Miami (1/14/23)
ACC	9, vs. Miami (1/14/23)

FG MADE	
Season	1, vs. Charleston Southern (11/17/23)
Career	8, vs. Miami (1/14/23)
ACC	8, vs. Miami (1/14/23)

FG ATTEMPTED	
Season	3 (2x), last vs. UMES (12/6/23)
Career	10, vs. Miami (1/14/23)
ACC	10, vs. Miami (1/14/23)

3FG MADE	
Season	
Career	1 (4x), last vs. Georgia Tech (2/4/23)
ACC	1 (4x), last vs. Georgia Tech (2/4/23)

3FG ATTEMPTED	
Season	3, vs. Abilene Christian (11/10/23)
Career	2 (2x), last at North Carolina (1/21/23)
ACC	2 (2x), last at North Carolina (1/21/23)

FT MADE	
Season	
Career	7, vs. Georgia Tech (2/4/23)
ACC	7, vs. Georgia Tech (2/4/23)

FT ATTEMPTED	
Season	
Career	7, vs. Georgia Tech (2/4/23)
ACC	7, vs. Georgia Tech (2/4/23)

ASSISTS	
Season	
Career	3, at Georgia Tech (1/17/23)
ACC	3, at Georgia Tech (1/17/23)

STEALS	
Season	1, vs. UMES (12/6/23)
Career	2, at Georgia Tech (1/17/23)
ACC	2, at Georgia Tech (1/17/23)

BLOCKS	
Season	1 (2x), last at Pitt (3/9/24)
Career	3, vs. FIU (11/15/22)
ACC	2 (6x), last vs. Wake Forest (2/22/23)

MINUTES	
Season	8, vs. Charleston Southern (11/17/23)
Career	23, vs. Georgia Tech (2/4/23)
ACC	23, vs. Georgia Tech (2/4/23)

MISC. STATS

Games with 10+ points	2
Games with 20+ points	0
Games with 10+ rebounds	0
Games with 3+ assists	1
Games with 2+ steals	1
Games with 2+ blocks	9
Double-Doubles	0
Games led NCSU in points	0
Games led NCSU in rebounds	1
Games led NCSU in assists	0
Games led NCSU in steals	4
Games led NCSU in blocks	14

NOTING ROSS

- » Played in all 34 games last season ... Averaged 3.5 points and 2.5 rebounds per game ... Shot 50 percent (44-of-88) from the field
- » Second on the team with 27 blocks ... Led or tied for team lead in blocks 11 times, in steals four times and in rebounds once
- » Scored in double figures twice
- » Had season-high three blocks in win over FIU on 11/15
- » Had career game in win over Miami on 1/14 ... Scored season-high 17 points on 8-of-10 shooting and added season-high nine rebounds (six offensively) in two-point overtime win
- » Scored 16 points on 4-of-8 shooting and 7-of-7 shooting at the foul line in win over Georgia Tech on 2/4.
- » Played in 14 games as a freshman in 2021-22 ... Had season cut short with a fractured right ankle in the middle of January ... Averaged 1.6 points and 1.6 rebounds per game ...
- » Consensus four-star recruit in Class of 2021 ... Ranked as the No. 58 overall recruit in the nation by 247Sports No. 68 by ESPN and No. 87 by Rivals.

2023-24 GAME-GAME STATS

DATE	OPPONENT	ST	MIN	FG-FGA	PCT.	3FG-FGA	PCT.	FT-FTA	PCT.	O-D-T	PF	A	TO	BLK	STL	PTS
11/6	The Citadel		1	0-0	.000	0-0	.000	0-0	.000	0-0-0	0	0	0	0	0	0
11/10	Abilene Christian		5	0-3	.000	0-3	.000	0-0	.000	0-0-0	2	0	0	0	0	0
11/17	Charleston So.		8	1-2	.500	0-1	.000	0-0	.000	0-1-1	0	0	0	1	0	2
11/23	vs. Vanderbilt	DNP														
11/24	vs. BYU	DNP														
11/28	at Ole Miss	DNP														
12/2	at Boston College		1	0-0	.000	0-0	.000	0-0	.000	0-0-0	2	0	0	0	0	0
12/6	UMES		3	0-2	.000	0-0	.000	0-0	.000	0-1-1	0	0	0	0	1	0
12/12	UT Martin		3	0-1	.000	0-1	.000	0-0	.000	0-0-0	0	0	0	0	0	0
12/16	vs. Tennessee	DNP														
12/20	Saint Louis		2	0-1	.000	0-1	.000	0-0	.000	0-1-1	2	0	1	0	0	0
12/23	Detroit Mercy		2	0-0	.000	0-0	.000	0-0	.000	0-1-1	0	0	0	0	0	0
1/3	at Notre Dame	DNP														
1/6	Virginia	DNP														
1/10	North Carolina	DNP														
1/13	at Louisville	DNP														
1/16	Wake Forest	DNP														
1/20	Virginia Tech	DNP														
1/24	at Virginia	DNP														
1/27	at Syracuse	DNP														
1/30	Miami	DNP														
2/3	Georgia Tech	DNP														
2/7	Pitt	DNP														
2/10	at Wake Forest		4	0-0	.000	0-0	.000	0-0	.000	0-1-1	0	0	0	0	0	0
2/17	at Clemson	DNP														
2/20	Syracuse	DNP														
2/24	Boston College	DNP														
2/27	at Florida State		5	0-0	.000	0-0	.000	0-0	.000	0-1-1	1	0	0	0	0	0
3/2	at North Carolina	DNP														
3/4	Duke		1	0-0	.000	0-0	.000	0-0	.000	0-0-0	0	0	0	0	0	0
3/9	at Pitt		11	0-1	.000	0-1	.000	0-0	.000	0-0-0	1	0	0	1	0	0
3/12	vs. Louisville	DNP														
3/13	vs. Syracuse	DNP														
3/14	vs. Duke	DNP														

ROSS' CAREER STATS

DATE	GP-GS	MIN	AVG	FG-FGA	PCT.	3FG-FGA	PCT.	FT-FTA	PCT.	OFF-DEF	TOT-AVG	PF-FO	AST	TO	BLK	STL	PTS	AVG
2021-22 (NC State)	14-0	100	7.2	9-19	.474	0-4	.000	5-10	.500	11-12	23-1.6	15-0	0	5	6	3	23	1.6
2022-23 (NC State)	34-0	386	11.4	44-88	.500	4-20	.200	26-44	.591	31-54	85-2.5	66-3	9	19	27	14	118	3.5
2023-24 (NC State)	12-0	46	3.9	1-10	.100	0-8	.000	0-0	.000	0-6	6-0.5	8-0	0	1	2	1	2	0.2

TOTALS	60-0	533	8.9	54-117	.462	4-32	.125	31-54	.574	42-72	114-1.9	89-3	9	25	35	18	143	2.4
--------	------	-----	-----	--------	------	------	------	-------	------	-------	---------	------	---	----	----	----	-----	-----



30 DJ BURNS, JR.

FORWARD • GRAD • 6-9 • 275 LBS. • ROCK HILL, SC • YORK PREPARATORY ACADEMY (WINTHROP)

SEASON STATS

PPG	RPG	APG	FG%	3FG%	FT%
12.0	3.9	2.7	50.3	0.0	66.2

BURNS' SINGLE-GAME BEST

POINTS

Season	27, vs. Duke (3/4/24)
Career	31, at Wake Forest (1/28/23)
ACC	31, at Wake Forest (1/28/23)

REBOUNDS

Season	12, vs UT Martin (12/12/23)
Career	12, vs UT Martin (12/12/23)
ACC	10 (2x), last vs Georgia Tech (2/3/24)

FG MADE

Season	12, vs. Duke (3/4/24)
Career	14, at Wake Forest (1/28/23)
ACC	14, at Wake Forest (1/28/23)

FG ATTEMPTED

Season	19 (2x), last vs. Duke (3/4/24)
Career	26, at Wake Forest (1/28/23)
ACC	26, at Wake Forest (1/28/23)

3FG MADE

Season	
Career	
ACC	

3FG ATTEMPTED

Season	1 (4x), last vs. Wake Forest (1/16/24)
Career	1 (10x), last vs. Wake Forest (1/16/24)
ACC	1, vs. Wake Forest (1/16/24)

FT MADE

Season	5, vs. Boston College (2/24/24)
Career	7, at Elon (12/15/21)
ACC	5 (3x), last vs. Boston College (2/24/24)

FT ATTEMPTED

Season	5 (3x), last vs. Boston College (2/24/24)
Career	11, at Elon (12/15/21)
ACC	8 (2x), last at Wake Forest (1/28/23)

ASSISTS

Season	5 (2x), last at Louisville (1/13/24)
Career	7, vs. Miami (1/14/23)
ACC	7, vs. Miami (1/14/23)

STEALS

Season	3, vs. Vanderbilt (11/23/23)
Career	3, vs. Vanderbilt (11/23/23)
ACC	2 (4x), last at Virginia (1/24/24)

BLOCKS

Season	5, vs UT Martin (12/12/23)
Career	5, vs UT Martin (12/12/23)
ACC	4, vs. Duke (1/4/23)

MINUTES

Season	37, at Boston College (12/2/23)
Career	37, at Boston College (12/2/23)
ACC	37, at Boston College (12/2/23)

MISC. STATS

Games with 10+ points	100
Games with 20+ points	16
Games with 10+ rebounds	5
Games with 3+ assists	29
Games with 2+ steals	16
Games with 2+ blocks	19
Double-Doubles	4
Games led NCSU in points	12
Games led NCSU in rebounds	15
Games led NCSU in assists	13
Games led NCSU in steals	11
Games led NCSU in blocks	15

NOTING BURNS

- » Ranks seventh in the ACC in field goal percentage at 50.7 percent
- » Scored season-high 27 points on 12-of-19 shooting vs. Duke on 3/4
- » Hit the game winner at Notre Dame on 1/3/24 with 0.6 on the clock
- » Recorded a career high 12 rebounds and five blocks against UT Martin on 12/12
- » Opened season by scoring a game-high 16 points on 8-of-11 shooting vs. The Citadel on 11/6
- » NC State's leading returning scorer and rebounder
- » Honorable Mention All-ACC team selection last season
- » Appeared in 34 games, making 22 starts ... Averaged 12.5 points and 4.8 rebounds per game.
- » Led team and ranked fourth in the ACC in field goal percentage, shooting 56.1 percent from the field
- » Scored in double figures 23 times, including four games over 20 points
- » Scored career-high 31 points in win at Wake Forest on 1/28 ... Scored 23 of his 31 points in the second half

2023-24 GAME-GAME STATS

DATE	OPPONENT	ST	MIN	FG-FGA	PCT.	3FG-FGA	PCT.	FT-FTA	PCT.	O-D-T	PF	A	TO	BLK	STL	PTS
11/6	The Citadel	*	26	8-11	.727	0-0	.000	0-0	.000	1-3-4	3	2	1	1	2	16
11/10	Abilene Christian	*	31	6-9	.667	0-1	.000	0-0	.000	1-6-7	1	4	0	0	0	12
11/17	Charleston So.	*	25	6-8	.750	0-0	.000	4-4	1.000	0-1-1	1	1	0	1	0	16
11/23	vs. Vanderbilt	*	29	6-18	.333	0-0	.000	1-1	1.000	6-3-9	4	4	4	0	3	13
11/24	vs. BYU	*	35	7-10	.700	0-1	.000	2-5	.400	1-6-7	1	4	2	0	2	16
11/28	at Ole Miss	*	27	2-6	.333	0-0	.000	1-2	.500	3-1-4	3	0	3	0	0	5
12/2	at Boston College	*	37	8-19	.421	0-0	.000	1-2	.500	1-2-3	5	1	5	1	0	17
12/6	UMES	*	23	7-9	.778	0-0	.000	1-3	.333	2-3-5	3	3	2	0	0	15
12/12	UT Martin	*	27	5-13	.385	0-1	.000	0-0	.000	2-10-12	2	4	1	5	1	10
12/16	vs. Tennessee	*	33	6-10	.600	0-0	.000	3-4	.750	0-5-5	4	5	2	1	1	15
12/20	Saint Louis	*	23	5-10	.500	0-0	.000	3-5	.600	0-2-2	4	3	1	0	0	13
12/23	Detroit Mercy	*	20	5-7	.714	0-0	.000	0-0	.000	1-0-1	1	2	2	0	1	10
1/3	at Notre Dame	*	24	6-15	.400	0-0	.000	1-2	.500	2-2-4	3	2	1	0	1	13
1/6	Virginia	*	22	3-6	.500	0-0	.000	0-1	.000	0-2-2	2	4	1	0	1	6
1/10	UNC	*	28	4-8	.500	0-0	.000	3-3	1.000	0-2-2	3	1	2	2	0	11
1/13	at Louisville	*	23	6-10	.600	0-0	.000	1-2	.500	1-2-3	2	5	1	0	0	13
1/16	Wake Forest	*	19	5-9	.556	0-1	.000	0-1	.000	1-1-2	1	2	3	1	0	10
1/20	Virginia Tech	*	17	3-8	.375	0-0	.000	2-2	1.000	1-3-4	4	3	3	1	2	8
1/24	at Virginia	*	27	5-12	.417	0-0	.000	1-2	.500	1-2-3	2	1	2	2	2	11
1/27	at Syracuse	*	28	5-14	.357	0-0	.000	0-1	.000	3-1-4	3	3	2	0	0	10
1/30	Miami	*	13	2-6	.333	0-0	.000	0-2	.571	0-0-0	3	3	1	0	0	4
2/3	Georgia Tech	*	20	3-7	.429	0-0	.000	2-3	.667	5-5-10	2	3	0	0	0	8
2/7	Pitt	*	21	9-16	.563	0-0	.000	1-2	.500	0-5-5	3	1	1	0	1	19
2/10	at Wake Forest	*	30	6-13	.462	0-0	.000	2-3	.667	0-4-4	2	0	5	0	0	14
2/17	at Clemson	*	26	6-9	.667	0-0	.000	2-2	1.000	0-3-3	5	4	0	1	0	14
2/20	Syracuse	*	24	4-8	.500	0-0	.000	4-4	1.000	2-1-3	2	3	2	2	0	12
2/24	Boston College	*	22	7-16	.438	0-0	.000	5-5	1.000	3-1-4	1	3	2	0	0	19
2/27	at Florida State	*	12	0-2	.000	0-0	.000	0-0	.000	0-0-0	2	2	1	1	0	0
3/2	at North Carolina	*	17	3-9	.333	0-0	.000	0-0	.000	0-1-1	4	1	0	0	0	6
3/4	Duke	*	31	12-19	.632	0-0	.000	3-5	.600	3-2-5	1	4	3	1	0	27
3/9	at Pitt	*	26	4-11	.364	0-0	.000	1-2	.500	2-2-4	0	4	3	0	0	9
3/12	vs. Louisville	*	11	4-5	.800	0-0	.000	4-5	.800	1-1-2	3	2	3	0	0	12
3/13	vs. Syracuse	*	24	7-12	.583	0-0	.000	1-1	1.000	2-4-6	1	3	0	0	0	15
3/14	vs. Duke	*	26	4-11	.364	0-0	.000	2-3	.667	1-2-3	1	4	2	1	1	10

BURNS' CAREER STATS

DATE	GP-GS	MIN	AVG	FG-FGA	PCT.	3FG-FGA	PCT.	FT-FTA	PCT.	OFF-DEF	TOT-AVG	PF-FO	AST	TO	BLK	STL	PTS	AVG
2019-20 (Winthrop)	33-16	576	17.5	175-300	.583	0-3	.000	44-77	.571	55-80	135-4.1	81-3	41	76	23	17	394	11.9
2020-21 (Winthrop)	25-24	394	15.8	114-196	.582	0-1	.000	25-41	.610	29-55	84-3.4	51-1	14	25	12	15	253	10.1
2021-22 (Winthrop)	32-27	668	20.9	214-342	.626	0-2	.000	53-82	.646	48-95	143-4.5	94-5	34	65	12	15	481	15.0
2022-23 (NC State)	34-22	778	22.9	188-335	.561	0-0	.000	48-78	.615	62-102	164-4.8	100-2	51	65	29	24	424	12.5
2023-24 (NC State)	34-33	826	24.3	179-356	.503	0-4	.000	51-77	.662	46-88	134-3.9	82-2	91	61	21	18	409	12.0
TOTALS	158-122	3243	20.5	870-1529	.569	0-10	.000	221-355	.623	240-420	660-4.2	408-13	231	292	97	89	1961	12.4



34 BEN MIDDLEBROOKS

FORWARD • JUNIOR • 6-10 • 240 LBS. • FORT LAUDERDALE, FL • WESTMINSTER ACADEMY (CLEMSON)

SEASON STATS

PPG	RPG	APG	FG%	3FG%	FT%
5.4	4.1	0.5	48.3	7.7	73.2

MIDDLEBROOKS' SINGLE-GAME BEST

POINTS	
Season	14, vs. Wake Forest (1/16/24)
Career	14, vs. Wake Forest (1/16/24)
ACC	14, vs. Wake Forest (1/16/24)

REBOUNDS	
Season	11, at Ole Miss (11/28/23)
Career	11, at Ole Miss (11/28/23)
ACC	9 (2x), last vs. Syracuse (2/20/24)

FG MADE	
Season	6, at Ole Miss (11/28/23)
Career	6, at Ole Miss (11/28/23)
ACC	5, vs. Wake Forest (1/16/24)

FG ATTEMPTED	
Season	10, at Ole Miss (11/28/23)
Career	10, at Ole Miss (11/28/23)
ACC	8, vs. NC State (12/30/22)

3FG MADE	
Season	1, vs. Saint Louis (12/20/23)
Career	1, vs. Saint Louis (12/20/23)
ACC	

3FG ATTEMPTED	
Season	2 (2x), last vs. Saint Louis (12/20/23)
Career	3, vs. NC State (12/30/22)
ACC	3, vs. NC State (12/30/22)

FT MADE	
Season	8, vs. Syracuse (2/20/24)
Career	8, vs. Syracuse (2/20/24)
ACC	8, vs. Syracuse (2/20/24)

FT ATTEMPTED	
Season	10, vs. Syracuse (2/20/24)
Career	10, vs. Syracuse (2/20/24)
ACC	10, vs. Syracuse (2/20/24)

ASSISTS	
Season	2 (3x), last vs. Duke (3/14/24)
Career	2 (6x), last vs. Duke (3/14/24)
ACC	2 (5x), last vs. Duke (3/14/24)

STEALS	
Season	3, vs. The Citadel (11/6/23)
Career	3, vs. The Citadel (11/6/23)
ACC	2 (6x), last vs. Louisville (3/12/24)

BLOCKS	
Season	3, vs. Tennessee (12/16/23)
Career	3, vs. Tennessee (12/16/23)
ACC	2 (3x), last vs. Virginia Tech (1/20/24)

MINUTES	
Season	28, at Florida State (2/27/24)
Career	28, at Florida State (2/27/24)
ACC	28, at Florida State (2/27/24)

MISC. STATS

Games with 10+ points	7
Games with 20+ points	0
Games with 10+ rebounds	0
Games with 3+ assists	0
Games with 2+ steals	11
Games with 2+ blocks	5
Double-Doubles	1
Games led NCSU in points	1
Games led NCSU in rebounds	4
Games led NCSU in assists	0
Games led NCSU in steals	5
Games led NCSU in blocks	8

NOTING MIDDLEBROOKS

- » Has grabbed 26 offensive rebounds in last nine games
- » Scored 12 points and pulled down seven rebounds at Florida State on 2/27/24
- » Scored a career high 14 points on 5-of-5 shooting against Wake Forest on 1/16/24
- » Recorded career-highs in points (13) and rebounds (11) while also tying career-high with 2 blocks on 11/28/23 at Ole Miss
- » Had career-high three steals in program debut on 11/6 vs. The Citadel
- » Transferred to NC State in spring after two seasons at Clemson
- » His Career-high in points at Clemson was actually vs. the Pack, he scored 10 points against NC State on 12/30/22
- » Appeared in 34 games last season at Clemson, making seven starts. Averaged 3.1 points and 2.7 rebounds per game
- » Shot 77.3 percent from the foul line (34-of-44) in 2022-23
- » As a freshman at Clemson, averaged 1.2 points and 1.1 rebounds per game, appeared in 26 games and made four starts.
- » Ranked as a four-star prospect coming out of Westminster Academy (Fla.) in class of 2021 ... Averaged 20.5 points and 13.6 rebounds per game as a senior.

2023-24 GAME-GAME STATS

DATE	OPPONENT	ST	MIN	FG-FGA	PCT.	3FG-FGA	PCT.	FT-FTA	PCT.	O-D-T	PF	A	TO	BLK	STL	PTS
11/6	The Citadel		15	2-2	1.000	0-0	.000	0-0	.000	0-0-0	2	1	1	0	3	4
11/10	Abilene Christian		14	2-3	.667	0-1	.000	1-1	1.000	2-2-4	3	0	0	0	0	5
11/17	Charleston So.		16	3-5	.600	0-2	.000	3-4	.750	0-3-3	3	0	1	0	0	9
11/23	vs. Vanderbilt		10	0-2	.000	0-0	.000	0-0	.000	0-2-2	5	0	1	0	1	0
11/24	vs. BYU		7	0-2	.000	0-1	.000	2-2	1.000	1-2-3	2	1	0	0	1	2
11/28	at Ole Miss		22	6-10	.600	0-1	.000	1-4	.250	6-5-11	3	0	2	2	1	13
12/2	at Boston College	*	16	1-2	.500	0-0	.000	2-2	1.000	1-1-2	4	0	2	0	0	4
12/6	UMES	*	14	0-2	.000	0-1	.000	2-4	.500	2-2-4	1	0	1	1	1	2
12/12	UT Martin		10	0-2	.000	0-1	.000	4-4	1.000	1-2-3	1	1	1	0	1	4
12/16	vs. Tennessee		8	1-1	1.000	0-0	.000	1-1	1.000	2-1-3	0	1	0	3	1	3
12/20	Saint Louis		15	3-4	.750	1-2	.500	2-4	.500	3-2-5	1	0	0	0	2	9
12/23	Detroit Mercy		17	3-4	.750	0-0	.000	5-5	1.000	1-6-7	1	1	1	1	0	11
1/3	at Notre Dame		16	1-4	.250	0-1	.000	2-2	1.000	2-1-3	1	1	1	0	1	4
1/6	Virginia		18	4-4	1.000	0-0	.000	0-0	.000	1-6-7	2	0	0	1	0	8
1/10	UNC		12	0-3	.000	0-1	.000	2-4	.500	0-2-2	3	2	0	0	1	2
1/13	at Louisville		16	2-3	.667	0-0	.000	2-2	1.000	1-3-4	5	0	0	0	1	6
1/16	Wake Forest		20	5-5	1.000	0-0	.000	4-4	1.000	1-5-6	5	0	2	0	1	14
1/20	Virginia Tech		11	1-5	.200	0-0	.000	0-0	.000	2-1-3	3	0	3	2	1	2
1/24	at Virginia		18	1-4	.250	0-0	.000	0-0	.000	2-1-3	2	0	0	0	0	2
1/27	at Syracuse	*	12	1-3	.333	0-1	.000	1-2	.500	2-3-5	2	1	0	0	0	3
1/30	Miami		15	2-5	.400	0-0	.000	1-2	.500	3-1-4	2	1	1	1	1	5
2/3	Georgia Tech		15	0-3	.000	0-0	.000	3-5	.600	3-3-6	5	0	0	0	0	3
2/7	Pitt		19	4-6	.667	0-0	.000	1-5	.200	2-2-4	3	0	0	1	0	9
2/10	at Wake Forest		10	0-0	.000	0-0	.000	0-0	.000	1-1-2	4	0	0	0	0	0
2/17	at Clemson		21	1-2	.500	0-1	.000	2-3	.667	0-0-1	3	0	0	0	1	4
2/20	Syracuse		16	2-5	.400	0-0	.000	8-10	.800	6-3-9	2	1	0	0	1	12
2/24	Boston College		20	1-1	1.000	0-0	.000	2-2	1.000	3-1-4	4	0	1	0	2	4
2/27	at Florida State		28	3-4	.750	0-0	.000	6-8	.750	3-4-7	1	0	1	0	1	12
3/2	at North Carolina		23	0-0	.000	0-0	.000	0-0	.000	3-2-5	4	2	1	1	1	0
3/4	Duke		8	1-1	1.000	0-0	.000	0-1	.000	2-1-3	2	1	1	1	0	2
3/9	at Pitt		11	3-4	.750	0-0	.000	2-2	1.000	2-3-5	4	0	2	0	0	8
3/12	vs. Louisville		25	2-7	.286	0-0	.000	7-8	.875	3-1-4	4	2	0	1	2	11
3/13	vs. Syracuse		16	1-5	.200	0-0	.000	2-2	1.000	2-0-2	1	0	1	0	0	4
3/14	vs. Duke		16	0-3	.000	0-0	.000	3-4	.750	2-2-4	3	2	1	1	2	3

MIDDLEBROOKS' CAREER STATS

DATE	GP-GS	MIN	AVG	FG-FGA	PCT.	3FG-FGA	PCT.	FT-FTA	PCT.	OFF-DEF	TOT-AVG	PF-FO	AST	TO	BLK	STL	PTS	AVG
2021-22 (Clemson)	26-4	168	6.5	13-22	.591	0-0	.000	5-8	.625	9-19	28-11	30-0	8	11	6	7	31	1.2
2022-23 (Clemson)	34-7	383	11.3	36-75	.480	0-6	.000	34-44	.773	36-57	93-27	71-2	13	18	13	18	106	3.1
2023-24 (NC State)	34-3	532	15.7	56-116	.483	1-13	.077	71-97	.732	65-75	140-41	91-4	18	25	16	27	184	5.4

TOTALS	94-14	1083	11.5	105-213	.493	1-19	.053	110-149	.738	110-151	261-2.8	192-6	39	54	35	52	321	3.4
--------	-------	------	------	---------	------	------	------	---------	------	---------	---------	-------	----	----	----	----	-----	-----



2023-24 NC State Men's Basketball Combined Team Statistics All games

Page 1/1
as of Mar 15, 2024

Game Records

Record	Overall	Home	Away	Neutral
ALL GAMES	20-14	12-5	4-7	4-2
CONFERENCE	9-11	5-5	4-6	0-0
NON-CONFERENCE	11-3	7-0	0-1	4-2

Score by Periods

Team	1st	2nd	OT	TOT
NC State	1213	1357	22	2592
Opponents	1172	1282	22	2476

Team Box Score

No.	Player				Total		3-Point		F-Throw		Rebounds													
		GP-GS	MIN	AVG	FG-FGA	FG%	3FG-3FGA	3FG%	FT-FTA	FT%	OFF	DEF	TOT	AVG	PF	DQ	A	TO	BLK	STL	PTS	AVG		
0	HORNE, DJ	33-30	1054:16	31.9	199-451	.441	91-214	.425	65-82	.793	17	87	104	3.2	66	0	69	39	3	46	554	16.8		
1	TAYLOR, Jayden	34-28	969:02	28.5	131-315	.416	58-159	.365	105-136	.772	23	113	136	4.0	68	2	48	56	16	43	425	12.5		
30	BURNS JR., D.J.	34-33	826:15	24.3	179-356	.503	0-4	.000	51-77	.662	46	88	134	3.9	82	2	91	61	21	18	409	12.0		
14	MORSELL, Casey	34-34	1093:32	32.2	137-333	.411	32-119	.269	88-109	.807	38	57	95	2.8	69	1	60	36	16	32	394	11.6		
23	DIARRA, Mohamed	33-15	658:27	20.0	68-143	.476	17-50	.340	36-58	.621	60	173	233	7.1	47	1	18	21	30	22	189	5.7		
34	MIDDLEBROOKS, Ben	34-3	532:06	15.7	56-116	.483	1-13	.077	71-97	.732	65	75	140	4.1	91	4	18	25	16	27	184	5.4		
12	O'CONNELL, Michael	34-15	787:29	23.2	66-141	.468	20-57	.351	31-37	.838	23	88	111	3.3	56	0	102	35	2	30	183	5.4		
11	PARKER, JR., Dennis	29-12	446:38	15.4	51-115	.443	12-39	.308	21-39	.538	35	58	93	3.2	33	0	11	19	7	21	135	4.7		
3	RICE, MJ	9-0	78:58	8.8	15-31	.484	3-13	.231	4-9	.444	6	11	17	1.9	7	0	1	6	0	2	37	4.1		
4	THOMAS, LJ	12-0	89:54	7.5	10-25	.400	4-7	.571	7-11	.636	2	11	13	1.1	11	0	10	1	0	5	31	2.6		
10	PASS, Breon	25-0	148:37	5.9	12-29	.414	5-13	.385	5-8	.625	2	10	12	0.5	10	0	9	5	1	3	34	1.4		
2	WOODS, Kam	13-0	97:21	7.5	5-17	.294	2-5	.400	3-6	.500	2	9	11	0.8	9	0	2	8	0	3	15	1.2		
24	ROSS, Ernest	12-0	46:14	3.9	1-10	.100	0-8	.000	0-0	.000	0	6	6	0.5	8	0	0	1	2	1	2	0.2		
20	NUNNALLY, Alex	6-0	06:09	1.0	0-1	.000	0-1	.000	0-0	.000	0	1	1	0.2	0	0	0	0	0	0	0	0.0		
22	SNELL, Jordan	5-0	06:53	1.4	0-1	.000	0-0	.000	0-0	.000	0	1	1	0.2	1	0	0	0	0	0	0	0.0		
13	KEATTS, KJ	5-0	08:11	1.6	0-0	.000	0-0	.000	0-0	.000	0	1	1	0.2	1	0	0	1	0	0	0	0.0		
Team											44	36	80					12						
Total		34	6850		930-2084	.446	245-702	.349	487-669	.728	363	825	1188	34.9	559	10	439	326	114	253	2592	76.2		
Opponents		34	6850		883-1971	.448	242-687	.352	468-638	.734	344	883	1227	36.1	551	11	431	433	107	176	2476	72.8		

Team Statistics

	NCSU	OPP
Scoring	2592	2476
Points per game	76.2	72.8
Scoring margin	+3.4	-
Field goals-att	930-2084	883-1971
Field goal pct	.446	.448
3 point fg-att	245-702	242-687
3-point FG pct	.349	.352
3-pt FG made per game	7.2	7.1
Free throws-att	487-669	468-638
Free throw pct	.728	.734
F-Throws made per game	14.3	13.8
Rebounds	1188	1227
Rebounds per game	34.9	36.1
Rebounding margin	-1.1	-
Assists	439	431
Assists per game	12.9	12.7
Turnovers	326	433
Turnovers per game	9.6	12.7
Turnover margin	+3.1	-
Assist/turnover ratio	1.3	1.0
Steals	253	176
Steals per game	7.4	5.2
Blocks	114	107
Blocks per game	3.4	3.1
Winning streak	3	-
Home win streak	0	-
Attendance	229346	124064
Home games-Avg/Game	17-13491	11-11279
Neutral site-Avg/Game	-	6-855

Team Results

Date	Opponent	Score	Att.
11/06/2023	The Citadel	W 72-59	12488
11/10/2023	Abilene Christian	W 84-64	12554
11/17/2023	Charleston So.	W 87-53	12331
11/23/2023	vs Vanderbilt	W 84-78	0
11/24/2023	vs BYU	L 86-95	2647
11/28/2023	at Ole Miss	L 52-72	7465
12/02/2023	at Boston College	Wot 84-78	5249
12/06/2023	UMES	W 93-61	5500
12/12/2023	UT Martin	W 81-67	11326
12/16/2023	vs Tennessee	L 70-79	2481
12/20/2023	Saint Louis	W 82-70	12555
12/23/2023	Detroit Mercy	W 83-66	12594
01/03/2024	at Notre Dame	W 54-52	4727
01/06/2024	Virginia	W 76-60	14821
01/10/2024	North Carolina	L 54-67	19500
01/13/2024	at Louisville	W 89-83	12114
01/16/2024	Wake Forest	W 83-76	13836
01/20/2024	Virginia Tech	L 78-84	15850
01/24/2024	at Virginia	Lot 53-59	13947
01/27/2024	at Syracuse	L 65-77	21814
01/30/2024	Miami (FL)	W 74-68	12194
02/03/2024	Georgia Tech	W 82-76	15523
02/07/2024	Pittsburgh	L 64-67	11366
02/10/2024	at Wake Forest	L 79-83	12571
02/17/2024	at Clemson	W 78-77	9000
02/20/2024	Syracuse	L 83-87	12766
02/24/2024	Boston College	W 81-70	14642
02/27/2024	at Florida St.	L 83-90	4727
03/02/2024	at North Carolina	L 70-79	21750
03/04/2024	Duke	L 64-79	19500
03/09/2024	at Pittsburgh	L 73-81	10700
03/12/2024	vs Louisville	W 94-85	0
03/13/2024	vs Syracuse	W 83-65	0
03/14/2024	vs Duke	W 74-69	0



2023-24 NC State Men's Basketball Combined Team Statistics In Conference games

Page 1/1
as of Mar 10, 2024

Game Records

Record	Overall	Home	Away	Neutral
ALL GAMES	9-11	5-5	4-6	0-0
CONFERENCE	9-11	5-5	4-6	0-0
NON-CONFERENCE	0-0	0-0	0-0	0-0

Score by Periods

Team	1st	2nd	OT	TOT
NC State	670	775	22	1467
Opponents	711	760	22	1493

Team Box Score

No.	Player				Total		3-Point		F-Throw		Rebounds											
		GP-GS	MIN	AVG	FG-FGA	FG%	3FG-3FGA	3FG%	FT-FTA	FT%	OFF	DEF	TOT	AVG	PF	DQ	A	TO	BLK	STL	PTS	AVG
0	HORNE, DJ	20-19	673:56	33.7	129-297	.434	55-133	.414	48-57	.842	12	57	69	3.5	43	0	39	28	3	26	361	18.1
1	TAYLOR, Jayden	20-14	566:04	28.3	72-173	.416	33-91	.363	68-82	.829	8	66	74	3.7	38	1	22	33	12	22	245	12.3
30	BURNS JR., D.J.	20-19	466:23	23.3	101-217	.465	0-1	.000	29-44	.659	25	41	66	3.3	50	2	50	38	12	7	231	11.6
14	MORSELL, Casey	20-20	668:21	33.4	74-190	.389	15-64	.234	54-67	.806	28	32	60	3.0	42	1	37	24	13	20	217	10.9
23	DIARRA, Mohamed	20-7	459:40	23.0	46-96	.479	14-34	.412	20-32	.625	39	121	160	8.0	32	1	7	14	18	15	126	6.3
34	MIDDLEBROOKS, Ben	20-2	326:10	16.3	33-64	.516	0-4	.000	38-54	.704	40	45	85	4.3	61	3	9	15	7	12	104	5.2
12	O'CONNELL, Michael	20-12	486:42	24.3	35-78	.449	8-25	.320	13-17	.765	12	62	74	3.7	38	0	57	22	2	18	91	4.6
11	PARKER, JR., Dennis	18-7	220:34	12.3	19-50	.380	5-17	.294	9-15	.600	15	26	41	2.3	16	0	3	13	2	9	52	2.9
3	RICE, MJ	4-0	20:45	5.2	4-9	.444	1-5	.200	0-0	.000	3	3	6	1.5	1	0	0	2	0	1	9	2.3
10	PASS, Breon	13-0	67:44	5.2	7-18	.389	3-8	.375	3-5	.600	0	6	6	0.5	3	0	6	1	1	0	20	1.5
4	THOMAS, LJ	5-0	28:05	5.6	3-8	.375	1-2	.500	0-0	.000	1	3	4	0.8	7	0	4	0	0	2	7	1.4
2	WOODS, Kam	8-0	42:22	5.3	2-8	.250	0-2	.000	0-0	.000	0	3	3	0.4	6	0	1	1	0	1	4	0.5
20	NUNNALLY, Alex	1-0	00:43	0.7	0-1	.000	0-1	.000	0-0	.000	0	0	0	0.0	0	0	0	0	0	0	0	0.0
24	ROSS, Ernest	5-0	22:31	4.5	0-1	.000	0-1	.000	0-0	.000	0	2	2	0.4	4	0	0	0	1	0	0	0.0
Team											23	21	44				9					
Total		20	4050		525-1210	.434	135-388	.348	282-373	.756	206	488	694	34.7	341	8	235	200	71	133	1467	73.4
Opponents		20	4050		529-1169	.453	145-401	.362	290-390	.744	201	525	726	36.3	308	8	255	224	65	105	1493	74.7

Team Statistics

	NCSU	OPP
Scoring	1467	1493
Points per game	73.4	74.7
Scoring margin	-1.3	-
Field goals-att	525-1210	529-1169
Field goal pct	.434	.453
3 point fg-att	135-388	145-401
3-point FG pct	.348	.362
3-pt FG made per game	6.8	7.3
Free throws-att	282-373	290-390
Free throw pct	.756	.744
F-Throws made per game	14.1	14.5
Rebounds	694	726
Rebounds per game	34.7	36.3
Rebounding margin	-1.6	-
Assists	235	255
Assists per game	11.8	12.8
Turnovers	200	224
Turnovers per game	10.0	11.2
Turnover margin	+1.2	-
Assist/turnover ratio	1.2	1.1
Steals	133	105
Steals per game	6.7	5.3
Blocks	71	65
Blocks per game	3.6	3.3
Winning streak	0	-
Home win streak	0	-
Attendance	149998	116599
Home games-Avg/Game	10-15000	10-11660
Neutral site-Avg/Game	-	0-0

Team Results

Date	Opponent		Score	Att.
12/02/2023	at Boston College	Wot	84-78	5249
01/03/2024	at Notre Dame	W	54-52	4727
01/06/2024	Virginia	W	76-60	14821
01/10/2024	North Carolina	L	54-67	19500
01/13/2024	at Louisville	W	89-83	12114
01/16/2024	Wake Forest	W	83-76	13836
01/20/2024	Virginia Tech	L	78-84	15850
01/24/2024	at Virginia	Lot	53-59	13947
01/27/2024	at Syracuse	L	65-77	21814
01/30/2024	Miami (FL)	W	74-68	12194
02/03/2024	Georgia Tech	W	82-76	15523
02/07/2024	Pittsburgh	L	64-67	11366
02/10/2024	at Wake Forest	L	79-83	12571
02/17/2024	at Clemson	W	78-77	9000
02/20/2024	Syracuse	L	83-87	12766
02/24/2024	Boston College	W	81-70	14642
02/27/2024	at Florida St.	L	83-90	4727
03/02/2024	at North Carolina	L	70-79	21750
03/04/2024	Duke	L	64-79	19500
03/09/2024	at Pittsburgh	L	73-81	10700

2023-24 NC STATE MEN'S BASKETBALL TV ROSTER



0

DJ Horne

G · 6-2 · 180 · GR
Cary, NC



1

Jayden Taylor

G · 6-4 · 185 · JR
Indianapolis, IN



2

Kam Woods

G · 6-2 · 185 · JR
Bessemer, AL



3

MJ Rice

G · 6-5 · 215 · SO
Henderson, NC



4

LJ Thomas

G · 6-2 · 205 · SO
Plant City, FL



10

Breon Pass

G · 6-1 · 175 · JR
Reidsville, NC



11

Dennis Parker, Jr.

G · 6-6 · 205 · FR
Richmond, VA



12

Michael O'Connell

G · 6-2 · 195 · GR
Mineola, NY



13

KJ Keatts

G · 5-10 · 165 · SO
Cary, NC



14

Casey Morsell

G · 6-3 · 200 · GR
Ft. Washington, MD



20

Alex Nunnally

G · 6-2 · 180 · JR
Cary, NC



22

Jordan Snell

G · 6-2 · 165 · SO
Cary, NC



23

Mohamed Diarra

F · 6-10 · 215 · JR
Montreuil, France



24

Ernest Ross

F · 6-9 · 200 · JR
Alachua, FL



30

DJ Burns

F · 6-9 · 275 · GR
Rock Hill, SC



34

Ben Middlebrooks

F · 6-10 · 240 · JR
Fort Lauderdale, FL



Kevin Keatts

Head Coach
Seventh Season



Joel Justus

Assistant Coach
Second Season



Kareem Richardson

Assistant Coach
Second Season



Levi Watkins

Assistant Coach
Second Season

