

# WE ARE NEW YORK'S TEAM

ST. JOHN'S BASEBALL



## SCHEDULE/RESULTS

### 2024 Schedule

F16	at No. 2 Florida	W, 9-5
F17	at No. 2 Florida	Canceled
F18	at No. 2 Florida	Canceled
F23	at Houston	L, 6-12
F24	at Houston	L, 2-7
F25	at Houston	W, 11-6
F27	at No. 15 Texas	L, 4-15
M1	at Sam Houston	W, 4-0
M2	at Sam Houston	L, 8-12
M3	at Sam Houston	W, 6-5 (10)
M5	IONA	W, 14-1
M8	HOFSTRA (DH)	W, 3-2
M8	HOFSTRA (DH)	W, 10-1
M10	HOFSTRA	W, 9-8
M12	LIU	W, 13-2
M13	STONY BROOK	W, 9-8
M15	RIDER	W, 19-3
M16	RIDER	W, 10-9
M17	RIDER	W, 13-1
M19	MANHATTAN	W, 10-5
M20	WAGNER	W, 8-2
M22	FORDHAM	W, 9-0
M24	at Fordham	L, 1-2
M25	FORDHAM	W, 8-2
M29	vs. Winthrop	W, 6-0
M30	WINTHROP (DH)	W, 18-4
M30	WINTHROP (DH)	T, 6-6
A5	at Villanova •	W, 13-7
A6	at Villanova •	W, 11-0
A7	at Villanova •	W, 3-1 (13)
A12	at UConn •	L, 4-11
A13	at UConn •	W, 15-7
A14	at UConn •	L, 8-11
A16	COLUMBIA	L, 9-11
A19	BUTLER •	W, 7-1
A20	BUTLER •	W, 8-7
A21	BUTLER •	L, 4-8
A23	at Rutgers	L, 0-15
A26	at Xavier •	L, 3-4
A27	at Xavier •	W, 9-3
A28	at Xavier •	W, 6-3
M1	IONA	W, 5-4
M3	CREIGHTON •	W, 7-3
M4	CREIGHTON (DH) •	W, 3-2 (10)
M4	CREIGHTON (DH) •	W, 7-1
M7	FDU	L, 1-3
M11	at Seton Hall (DH) •	L, 1-3 (10)
M11	at Seton Hall (DH) •	W, 7-3
M12	at Seton Hall •	W, 9-1
M14	FAIRFIELD	L, 4-5
M16	GEORGETOWN •	L, 0-1
M17	GEORGETOWN •	W, 6-4
M18	GEORGETOWN •	L, 0-3
M22	vs. Georgetown [1]	W, 11-9
M23	vs. Xavier [1]	W, 8-7
M25	vs. Georgetown [1]	W, 4-2
M31	vs. Mississippi State [2]	7 p.m.

• Denotes BIG EAST

[1] BIG EAST Tournament - Mason, Ohio (Prasco Park)

[2] NCAA Charlottesville Regional - Charlottesville, Va. (Disharoon Park)

**Bold denotes HOME GAMES**

## Game 55

No. 3 St. John's (37-16-1) vs. No. 2 Virginia (38-21)

May 31 - June 3, 2024

Charlottesville, Va. (Disharoon Park)

TV: ESPN+



VS.



## St. John's Readies for Mississippi State in NCAA Charlottesville Regional

- The third-seeded St. John's baseball team will open the 2024 NCAA Tournament at the Charlottesville Regional against second-seeded Mississippi State on Friday.
- First pitch from Ted Davenport Field at Disharoon Park on the campus of the University of Virginia is slated for 7 p.m.
- ESPN+ will carry Friday's contest with Richard Cross and Todd Walker providing broadcast coverage all week.

## Red Storm Baseball Quick Hits

- The Red Storm, picked to finish sixth in the preseason coaches poll, defied the odds to secure its conference-leading 10th BIG EAST championship and received the automatic bid into the NCAA Tournament. The Johnnies will make their 38th appearance in the national tournament, tying four teams for 11th most in college baseball history. St. John's will also make its third trip to Charlottesville in the NCAA premier postseason slate, visiting Virginia in 2010 and 2011 before making its lone Super Regional appearance in 2012.
- The Johnnies are among the nation's top teams with 21 triples (11th) and 31 sacrifice flies (38th). St. John's pitching has emerged as a steady contender among top teams in Division I, boasting a 4.26 ERA (16th in NCAA). **Mario Pesca** has been lethal as the Red Storm's Sunday starter with a 2.94 ERA, good for 36th in the country. **Xavier Kolhosser** is tied for 16th in Division I pitchers with nine wins this season. He has started in three of the Red Storm's four shutouts (24th in NCAA) in 2024. The Red Storm has protected the field defensively with a .978 fielding percentage, sitting 30th in the country.
- St. John's earned 11 wins against teams with an RPI of 75 or better this season, including singular wins over then-No. 2 Florida (30) and UConn (41), and a trio of victories over Xavier (40), Georgetown (59) and Creighton (66). The Johnnies enter the weekend slate ranked No. 51 in RPI, as of Thursday. Two of the remaining three teams in the Charlottesville Regional have RPIs under 30 - Mississippi State (26), Virginia (12) and Penn (180)
- Reliever **Tim Cunningham** moved into sole possession of second place all-time in career relief appearances with 101 during his tenure. He became the third Johnnie to reach 100 appearances with the Red Storm, joining Thomas Hackimer (124, 2013-16) and Turner French (100, 2016-19). The Davie, Fla., product also tallied his 100th outing and 100th strikeout against Georgetown in the opening game of the BIG EAST Tournament.
- St. John's has only faced one of its three NCAA Regional opponents, going 3-4 all-time against Virginia with a 2-2 mark in the national tournament. The Red Storm has never matched up with Mississippi State and Penn in its history. The Johnnies will also face an SEC opponent for the fourth straight NCAA Regional.

## TALE OF THE TAPE

Category	St. John's	Mississippi State	Virginia	Penn
Record	37-16-1	38-21	41-15	24-23
Batting Average	.286	.277	.431	.289
Runs	389	399	541	337
Hits	525	540	691	484
Doubles	115	97	138	102
Triples	21	7	13	11
Home Runs	41	73	113	55
RBIs	350	369	501	304
SB-Att	68-90	63-76	79-103	58-71
ERA	4.26	4.15	5.60	6.40
Saves	14	11	11	8
Walks	239	206	259	224
Strikeouts	410	601	456	458
Opp. BA	.251	.230	.282	.274

## Starters

Pos.	No.	Player	GP-GS	AVG	OBP	SLG	R	RBI	Player Notes
C	34	Jimmy Keenan	54-53	.341	.410	.615	45	55	All-BIG EAST 1st Team, Walkoff HR in BE Tourn. vs. GTown (5/22), Kaiser MOP, HR in 1st NCAA AB
1B	27	Marty Higgins	28-25	.289	.355	.423	12	25	2021 All-BIG EAST 1st Team, BE Honor Roll (4/22, 4/29), 1st career HR vs. SE La. (2/27)
2B	39	Anthony Brienza	53-53	.280	.370	.374	38	28	2 3Bs, 1 HR, 5 RBIs in Game 1 vs. Winthrop (3/30)
3B	20	Blake Mayberry	50-48	.337	.439	.431	39	36	Transfer from Harford CC, first HR with SJU at FDU (4/19), scored twice vs. No. 2 Florida
SS	7	Luke Orbon	52-49	.272	.367	.439	36	32	First start with brother, Paul, vs. UAlbany (3/11), Logged HR for 100th career hit (5/1)
LF	9	Garrett Scavelli	52-52	.330	.418	.510	42	36	Played four seasons at Molloy, First multi-HR game vs. UConn (4/13), All-BIG EAST 1st Team
CF	6	Jackson Tucker	54-53	.280	.391	.421	51	38	Hit cycle vs. Butler (5/18/23), 3 SB against Winthrop (3/29)
RF	28	Ben Beauchamp	52-52	.286	.418	.474	52	36	Career-high 3 RBIs against No. 15 Texas (2/27), Walkoff HR vs. Creighton (Gm1 - 5/4)
DH	31	Paul Orbon	35-29	.230	.386	.350	20	15	Interned with MLB during Summer 2023

## BATS OFF THE BENCH

SS	2	Jace Jeremiah	14-8	.143	.294	.179	7	2	Played with Skyline College in 2022, tallied 21 XBH in 55 total hits
1B	3	Aidan Cohall	10-7	.194	.265	.290	2	4	Made collegiate debut against Iona (3/6), walk-off single vs. Stony Brook (3/13)
OF	4	Cristian Bernardini	17-5	.259	.323	.593	9	11	Collegiate debut vs. No. 15 Texas (2/27), 1st HR vs. Sam Houston (3/2)
1B	8	Adam Agresti	12-12	.381	.458	.571	14	7	NCAA debut at No. 2 Florida (2/16), 1st HR (3/2) and 4-hit showing (3/3) at Sam Houston
DH	25	Chad Falcon	22-13	.229	.367	.250	4	7	Made first NCAA appearance against No. 2 Florida, 4-RBI game vs. Houston (2/25)
1B/C	26	Max Aude	17-10	.175	.314	.225	8	8	Spent previous season with Los Angeles Valley College
3B	45	Jayder Raifstanger	16-7	.259	.487	.407	7	3	Collegiate debut vs. No. 15 Texas (2/27), smacked first collegiate HR vs. UConn (4/14)
1B	46	Aries Samek	19-10	.191	.269	.340	7	6	Made Red Storm debut vs. No. 2 Florida (2/16), attended Clemson as freshman

## STARTING PITCHERS

LHP	18	Evan Chaffee	14-12	3-0	4.30	.264	27	54	0	Redshirted at Alabama, picked up first NCAA win vs. Rider (3/16), 8Ks vs. Creighton (5/4)
RHP	24	Chris Batuyios	8-3	1-1	9.60	.241	16	17	0	Made first collegiate appearance against No. 15 Texas (2/27), first win over Iona (3/5)
RHP	33	Xavier Kolhossor	14-11	9-2	3.61	.263	24	44	0	Tossed back-to-back shutouts against Fordham (3/22) and Winthrop (3/29), 10Ks vs. WU
RHP	66	Mario Pesca	14-14	6-1	2.94	.227	36	51	0	1st NCAA win vs. LIU (3/15), All-BIG EAST 1st Team

## OUT OF THE BULLPEN

RHP	0	Kyle Chase	8-5	1-2	4.71	.345	6	18	1	Collegiate debut vs. Fordham (3/24), 5Ks in first save vs. Nova (4/6)
RHP	4	AJ Lausten	14-0	2-1	3.95	.235	12	14	1	Collegiate debut against Iona (3/5), worked out of bases-loaded jam in 8th vs. Hofstra (3/10)
LHP	14	Ben Adams	27-0	3-1	3.31	.205	22	21	0	Earned two wins in the BIG EAST Tournament
LHP	17	Louis Marinaro	20-1	6-2	2.56	.163	15	57	0	All-BIG EAST 2nd Team
RHP	22	Tim Cunningham	31-0	0-0	2.77	.219	13	40	0	Logged 100th appearance and 100th K against Georgetown (5/22) in BE Tourney
RHP	23	Andrew Castelluccio	6-1	0-0	9.90	.378	7	7	0	Struck out three looking to end game vs. LIU (3/15), won last two starts vs. Iona
LHP	25	Chad Falcon	8-0	0-0	4.05	.321	4	8	0	Two-way player, made 22 appearances on offense.
RHP	29	TJ Winn Jr.	16-4	1-1	7.46	.353	7	13	0	Made first collegiate appearance in win over No. 2 Florida (2/16)
RHP	30	Chuck Sanzio	11-0	0-0	5.56	.304	17	10	0	2022 Gershberg Award winner as team's top pitcher, smacked a single vs. Oregon (2/28)
RHP	35	Sam Mettert	19-0	2-1	5.40	.232	17	29	6	Made Red Storm debut against No. 2 Florida, earning the save on three pitches
RHP	43	Jed Boyle	16-0	2-1	3.26	.174	8	26	5	2.1 IP, 7 Ks in extra-inning 3-1 win at Nova (4/7), BE Weekly Honor Roll (4/8)
RHP	51	Jacob Ruiz	4-2	0-1	18.90	.167	7	0	0	Made collegiate debut and tossed scoreless IP against Columbia (4/16).

## 2024 St. John's Baseball Roster

No.	Name	Pos.	B/T	Class	Ht/Wt	Hometown/Last School	Pronunciation
0	Kyle Chase	RHP/OF	R/R	So.	6-1/200	Levittown, N.Y. / St. John's the Baptist (N.Y.)	
2	Jace Jeremiah	INF	R/R	Jr.	5-9/175	San Mateo, Calif. / Skyline College	
3	Aidan Cohall	OF/1B	L/R	R-Fr.	6-1/200	Cortlandt Manor, N.Y. / Walter Panas	Co-hall
4	Cristian Bernardini	OF	R/R	Fr.	6-1/175	Manalapan, N.J. / Manalapan	burr-nah-dini
5	AJ Lausten	INF	L/R	So.	5-11/165	Hartford, Wis. / Hartford	lao-sten
6	Jackson Tucker	OF	R/R	Jr.	6-0/185	Staten Island, N.Y. / St. Joe's by the Sea	
7	Luke Orbon	INF	L/R	Jr.	6-0/205	New Hyde Park, N.Y. / New Hyde Park	sounds like bond w/o "d"
8	Adam Agresti	C/UTL	R/R	Fr.	6-3/230	Yorktown, N.Y. / Kennedy Catholic	uh-gress-tee
9	Garrett Scavelli	OF	R/R	Sr.	5-10/195	Franklin Square, N.Y. / Molloy College	scuh-vell-ee
10	Dylan Johnson	RHP	R/R	Jr.	6-2/200	Selden, N.Y. / Newfield	
13	Cole LeClair	INF	L/R	Fr.	6-2/190	Toronto, Ontario, Canada / Upper Canada College	
14	Ben Adams	LHP	R/L	Sr.	6-2/190	Ottawa, Ontario, Canada / Vauxhall	
15	Grant Russo	C/OF	S/R	Fr.	5-9/175	Hazleton, Pa. / Hazleton Area	
16	Brady Clark	RHP	R/R	Fr.	6-3/205	Bayport, N.Y. / Bayport-Blue Point	
17	Louis Marinaro	LHP	L/L	So.	6-1/200	Croton on Hudson, N.Y. / John F. Kennedy Catholic HS	
18	Evan Chaffee	LHP	L/L	RS-Fr.	6-1/185	Hamburg, N.Y. / Alabama	chay-fee
20	Blake Mayberry	INF	R/R	RS-Sr.	6-0/175	Philadelphia, Pa. / Harford CC	
21	Thomas Finnegan	RHP	R/R	So.	6-8/220	Ocean City, N.J. / Ocean City	
22	Tim Cunningham	RHP	R/R	Gr.	6-6/215	Davie, Fla. / St. Thomas Aquinas (Fla.)	
23	Andrew Castelluccio	RHP	R/R	So.	6-3/200	Ridgefield, Conn. / Ridgefield	cas-tuh-loo-chee-oh
24	Chris Batuyios	RHP	R/R	Fr.	6-1/205	Mount Sinai, N.Y. / Mount Sinai	bah-too-yoss
25	Chad Falcon	LHP/DH	L/L	Fr.	5-11/185	Stony Point, N.Y. / St. Joseph's Montvale	
26	Max Aude	1B/C	L/R	So.	6-4/210	Calabasas, Calif. / Los Angeles County College	aw-day
27	Marty Higgins	INF	R/R	Gr.	5-10/185	Nutley, N.J. / Nutley	
28	Ben Beauchamp	OF	R/R	RS-Sr.	5-10/190	Rochester, N.Y. / Monroe CC	Bow-champ
29	TJ Winn Jr.	RHP	R/R	Fr.	6-1/165	Manchester, Conn. / East Catholic	
30	Chuck Sanzio	RHP	R/R	Sr.	6-1/190	Haddonfield, N.J. / Bishop Eustace Prep	
31	Paul Orbon	OF	R/R	RS-Sr.	6-1/215	New Hyde Park, N.Y. / Chaminade (NY)	sounds like bond w/o "d"
32	Joe Mascio	LHP	L/L	Jr.	6-0/195	Sewell, N.J. / Bishop Eustace Prep	mass-ee-oh
33	Xavier Kolhossor	RHP	R/R	RS-So.	6-5/175	Wappinger Falls, N.Y. / Roy C. Ketchum	cole-hoss-er
34	Jimmy Keenan	C	R/R	So.	6-3/225	White Plains, N.Y. / Iona Preparatory	
35	Sam Mettert	RHP	R/R	Jr.	6-4/210	Indianapolis, Ind. / Wabash Valley College	Med-ert
39	Anthony Brienza	INF	R/R	RS-Sr.	5-9/150	Marlboro, N.J. / Marlboro HS	
43	Jed Boyle	RHP	R/R	Gr.	6-5/220	Syracuse, N.Y. / Le Moyne	
44	Zaine Toneske	INF	R/R	Fr.	6-2/230	Freehold, N.J. / Christian Brothers Academy	toe-ness-key
45	Jayder Raifstanger	INF/OF	L/R	Fr.	6-1/185	Great Barrington, Mass. / Monument Mountain	rayf-stang-er
46	Aries Samek	INF	R/R	Jr.	6-2/205	Teaneck, N.J. / Florida Southwestern St.	air-ees sam-ek
51	Jacob Ruiz	RHP	R/R	Fr.	5-11/195	Jersey City, N.J. / Ferris	
66	Mario Pesca	RHP	R/R	So.	6-8/240	Bronx, N.Y. / Cardinal Spellman	pess-cuh
77	Nelson Rosa	C	R/R	Fr.	6-1/205	Pembroke Pines Fla. / NSU University School	

19 Mike Hampton - Head Coach- Fifth season (Clemson '94)

26 John Valente - Assistant Coach- First season (St. John's '18)

36 George Brown - Assistant Coach- Seventh season (St. John's '08)

38 Nate Vigeant - Vol. Assistant Coach- Second season (RIC '22)

College World Series (6): 1949, 1960, 1966, 1968, 1978, 1980 | BIG EAST Championships (10): 1985, 1986, 1988, 1993, 1997, 2010, 2012, 2015, 2018, 2024 | NCAA Tournament Appearances: 38

# St. John's in the NCAA Tournament

38 NCAA Tournament Appearances  
66-68 (.493)  
Six College World Series Appearances  
(1949, 1960, 1966, 1968, 1978, 1980)

## 1949 - COLLEGE WORLD SERIES

**East Championship**  
W vs. Boston College 10-5  
W vs. Boston College 7-2  
**College World Series**  
L vs. Texas 1-7  
L vs. USC 4-12

**1954**  
**District II Playoffs**  
W vs. Navy 4-2  
L vs. Lafayette 0-9

**1956**  
**District II Playoffs**  
W vs. Delaware 3-1  
L vs. NYU 2-6

**1957**  
**District II Playoffs**  
W vs. Lafayette 8-3  
L vs. Penn State 0-5

## 1960 - COLLEGE WORLD SERIES

**District II Playoffs**  
W vs. Delaware 4-3  
W vs. Villanova 7-2  
**College World Series**  
L vs. USC 1-3  
W vs. Colorado St. 3-2  
L vs. Arizona 4-11

**1961**  
**District II Playoffs**  
W vs. Villanova 10-4  
L vs. Syracuse 5-12

**1962**  
**District II Playoffs**  
L vs. Gettysburg 5-7

**1963**  
**District II Playoffs**  
W vs. Temple 7-0  
L vs. Penn State 4-11

**1964**  
**District II Playoffs**  
L vs. Ithaca 3-6

## 1966 - COLLEGE WORLD SERIES

**District II Playoffs**  
W vs. Rutgers 9-4  
W vs. Lafayette 2-0  
W vs. Lafayette 8-3  
**College World Series**  
W vs. Northeastern 5-3  
W vs. Texas 2-0  
L vs. Ohio State 7-8  
L vs. Oklahoma State 1-6

**1967**  
**District II Playoffs**  
W vs. Penn State 1-0  
W vs. Penn State 10-5  
L vs. Rider 1-9  
L vs. Rider 3-4

## 1968 - COLLEGE WORLD SERIES

**District II Playoffs**  
W vs. Rutgers 12-0  
W vs. Temple 2-0  
W vs. NYU 1-0  
**College World Series**  
W vs. Harvard 2-0  
W vs. NC State 3-2  
L vs. USC 6-7  
L vs. Southern Illinois 0-15

**1972**  
**District II Playoffs**  
L vs. LIU 1-2  
L vs. Penn State 5-8

**1974**  
**District II Playoffs**  
L vs. Saint Joseph's 1-4  
W vs. Penn State 5-4  
W vs. Saint Joseph's 8-0  
L vs. Seton Hall 8-11

**1975**  
**District II Playoffs**  
W vs. Maine 17-3  
L vs. Seton Hall 1-5  
L vs. Maine 5-6 (10)

**1976**  
**Northeast Regional**  
L vs. Seton Hall 0-8  
W vs. Columbia 12-5  
L vs. Temple 3-4

**1977**  
**Northeast Regional**  
L vs. Cornell 7-10  
W vs. Seton Hall 3-2  
W vs. Catholic 8-3  
W vs. Cornell 11-9  
L vs. Temple 6-8

## 1978 - COLLEGE WORLD SERIES

**Northeast Regional**  
L vs. Holy Cross 3-5  
W vs. Harvard 8-0  
W vs. Holy Cross 14-12  
W vs. Delaware 7-4  
W vs. Temple 8-5  
W vs. Temple 15-6  
**College World Series**  
L vs. Arizona State 2-13  
L vs. North Carolina 5-9

**1979**  
**Northeast Regional**  
W vs. Nebraska 5-0  
W vs. Connecticut 6-1  
L vs. Connecticut 4-14  
L vs. Connecticut 0-4

## 1980 - COLLEGE WORLD SERIES

**Northeast Regional**  
W vs. Maine 6-4  
W vs. Harvard 9-5  
W vs. Harvard 6-3(10)  
**College World Series**  
W vs. Arizona 6-1  
L vs. Hawaii 2-7  
L vs. California 5-8

**1981**  
**Northeast Regional**  
W vs. Yale 1-0 (12)  
L vs. Maine 5-10  
W vs. Central Michigan 23-13  
W vs. Maine 10-5  
L vs. Maine 0-15

**1985**  
**East Regional**  
W vs. Rider 14-9  
L vs. South Carolina 6-13  
L vs. Western Carolina 6-9

**1986**  
**Northeast Regional**  
W vs. Rider 8-2  
L vs. Maine 7-13  
W vs. Rider 16-3  
L vs. Maine 8-21

**1988**  
**Northeast Regional**  
W vs. Stanford 5-3  
L vs. Kentucky 5-12  
L vs. Clemson 1-11

**1991**  
**Atlantic Regional**  
W vs. Georgia Tech 5-4  
L vs. Alabama 2-5  
L vs. Georgia Tech 4-5

**1993**  
**West Regional**  
L vs. Cal State Northridge 1-3  
W vs. George Mason 16-9  
W vs. Pepperdine 4-1  
W vs. Cal State Northridge 11-10  
L vs. Arizona State 2-12

**1997**  
**Atlantic Regional**  
L vs. Florida 3-4  
L vs. Richmond 4-10

**2004**  
**Palo Alto Regional**  
L vs. Long Beach State 3-4  
W vs. UNLV 9-6  
L vs. Stanford 2-9

**2005**  
**Corvallis Regional**  
W vs. Virginia 5-3  
L vs. Oregon State 1-11  
W vs. Ohio State 7-1  
L vs. Oregon State 3-19

**2007**  
**Myrtle Beach Regional**  
L vs. Clemson 2-3  
W vs. VCU 5-4  
L vs. Coastal Carolina 5-6

**2008**  
**Houston Regional**  
W vs. Texas 2-1  
L vs. Rice 2-11  
L vs. Texas 3-4

**2010**  
**Charlottesville Regional**  
L vs. Ole Miss 5-10  
W vs. VCU 8-6  
W vs. Ole Miss 20-16  
W vs. Virginia 6-5  
L vs. Virginia 3-5

**2011**  
**Charlottesville Regional**  
W vs. East Carolina 2-0  
L vs. Virginia 2-10  
L vs. East Carolina 4-6

**2012**  
**Chapel Hill Regional**  
W vs. East Carolina 11-3  
W vs. North Carolina 5-4  
W vs. North Carolina 9-5  
**Tucson Super Regional**  
L vs. Arizona 6-7 (10)  
L vs. Arizona 4-7

**2015**  
**Stillwater Regional**  
L vs. Oklahoma State 4-5  
W vs. Oral Roberts 10-4  
W vs. Oklahoma State 2-1  
L vs. Arkansas 3-4

**2017**  
**Clemson Regional**  
L vs. Vanderbilt 4-13  
L vs. UNC Greensboro 1-3

**2018**  
**Clemson Regional**  
L vs. Vanderbilt 0-2  
W vs. Morehead State 11-5  
L vs. Clemson 8-9



## St. John's in the BIG EAST Tournament

**57-42 (.576)**
**10-TIME CHAMPIONS**
**(1985, 1986, 1988, 1993, 1997, 2010, 2012, 2015, 2018, 2024)**
**FOUR-TIME RUNNERS-UP**  
**(1991, 1999, 2011, 2017)**
**1985 – TOURNAMENT CHAMPIONS**

W	VS. SETON HALL	5-3
W	VS. CONNECTICUT	6-5
L	VS. SETON HALL	4-5
W	VS. SETON HALL	7-6
(11)		

**1986 – TOURNAMENT CHAMPIONS**

W	VS. SETON HALL	11-6
L	VS. PROVIDENCE	3-5
W	VS. SETON HALL	11-10
W	VS. PROVIDENCE	15-5
W	VS. PROVIDENCE	13-4

**1987**

L	VS. VILLANOVA	3-9
W	VS. CONNECTICUT	13-4
L	VS. VILLANOVA	2-12

**1988 – TOURNAMENT CHAMPIONS**

L	VS. VILLANOVA	1-7
W	VS. PROVIDENCE	14-6
W	VS. SETON HALL	6-2
W	VS. VILLANOVA	8-6
W	VS. VILLANOVA	5-0

**1990**

L	VS. VILLANOVA	0-3
L	VS. SETON HALL	3-12

**1991 – TOURNAMENT RUNNER-UP**

W	VS. BOSTON COLLEGE	7-0
W	VS. PROVIDENCE	8-4
L	VS. VILLANOVA	2-6
L	VS. VILLANOVA	1-12

**1992**

L	VS. PROVIDENCE	4-6
L	VS. SETON HALL	3-4

**1993 – TOURNAMENT CHAMPIONS**

W	VS. VILLANOVA	5-3
W	VS. SETON HALL	5-4
W	VS. CONNECTICUT	9-0

**1996**

W	VS. VILLANOVA	4-1
W	VS. PROVIDENCE	3-2
L	VS. WEST VIRGINIA	6-5
L	VS. NOTRE DAME	4-0

**1997 – TOURNAMENT CHAMPIONS**

W	VS. RUTGERS	3-0
W	VS. WEST VIRGINIA	11-4
W	VS. VILLANOVA	6-5
W	VS. VILLANOVA	9-7

**1998**

W	VS. PROVIDENCE	7-2
L	VS. NOTRE DAME	2-3
L	VS. RUTGERS	10-14

**1999 – TOURNAMENT RUNNER-UP**

L	VS. RUTGERS	9-13
W	VS. WEST VIRGINIA	9-6 (11)
W	VS. SETON HALL	7-2
W	VS. RUTGERS	6-4
L	VS. PROVIDENCE	1-6

**2004**

W	VS. PITTSBURGH	6-4
L	VS. NOTRE DAME	2-9
L	VS. BOSTON COLLEGE	4-6

**2005**

L	VS. PITTSBURGH	1-4
L	VS. BOSTON COLLEGE	5-7

**2006**

L	VS. WEST VIRGINIA	3-5
W	VS. USF	6-4
W	VS. WEST VIRGINIA	12-7
W	VS. NOTRE DAME	10-1
L	VS. NOTRE DAME	3-5

**2007**

W	VS. CONNECTICUT	2-1
L	VS. USF	0-2
L	VS. CONNECTICUT	7-8

**2008**

L	VS. VILLANOVA	0-12 (7)
L	VS. SETON HALL	6-12

**2009**

L	VS. NOTRE DAME	5-14
W	VS. CINCINNATI	12-2
L	VS. NOTRE DAME	10-11

**2010 – TOURNAMENT CHAMPIONS**

W	VS. USF	3-2
W	VS. LOUISVILLE	6-5
W	VS. LOUISVILLE	5-3
W	VS. CONNECTICUT	3-0

**2011 – TOURNAMENT RUNNER-UP**

W	VS. CINCINNATI	8-3
W	VS. PITTSBURGH	6-4
L	VS. LOUISVILLE	5-7
W	VS. LOUISVILLE	5-1
L	VS. SETON HALL	2-4

**2012 – TOURNAMENT CHAMPIONS**

W	VS. NOTRE DAME	12-2 (7)
W	VS. SETON HALL	6-3
W	VS. NOTRE DAME	2-1
W	VS. USF	7-3

**2013**

L	VS. PITTSBURGH	2-10
L	VS. SETON HALL	2-7

**2014**

L	VS. SETON HALL	0-1
L	VS. XAVIER	2-8

**2015 – TOURNAMENT CHAMPIONS**

W	VS. GEORGETOWN	2-1
W	AT CREIGHTON	8-1
W	AT CREIGHTON	8-7

**2016**

L	VS. XAVIER	8-9
W	VS. SETON HALL	4-1
L	VS. CREIGHTON	3-4

**2017 – TOURNAMENT RUNNER-UP**

L	VS. XAVIER	3-13
W	VS. SETON HALL	3-2
W	AT CREIGHTON	10-2
L	VS. XAVIER	6-7

**2018 – TOURNAMENT CHAMPIONS**

W	VS. GEORGETOWN	5-2
W	VS. BUTLER	12-8
L	VS. SETON HALL	2-19
W	VS. SETON HALL	7-0

**2019**

W	VS. XAVIER	2-0
L	VS. CREIGHTON	13-17
L	VS. XAVIER	3-11

**2024 – TOURNAMENT CHAMPIONS**

W	VS. GEORGETOWN	11-9
W	VS. XAVIER	8-7
W	VS. GEORGETOWN	4-2

**BIG EAST Results**

YEAR	RECORD	FINISH	TOURNAMENT
1985	10-7	2ND (ND)	3-1 (CHAMPIONS)
1986	11-7	2ND (ND)	4-1 (CHAMPIONS)
1987	12-6	1ST (ND)	1-2
1988	9-9	2ND (ND)	4-1 (CHAMPIONS)
1989	6-12	4TH (ND)	
1990	15-6	2ND	0-2
1991	18-2	1ST	2-2 (2ND PLACE)
1992	14-5	1ST	0-2
1993	11-10	4TH	3-0 (CHAMPIONS)
1994	10-8	5TH	
1995	12-9	5TH	
1996	14-10	3RD (AD)	2-2
1997	16-7	2ND (AD)	4-0 (CHAMPIONS)
1998	14-7	3RD	1-2
1999	13-10-1	5TH	3-2 (2ND PLACE)
2000	8-15	8TH	
2001	13-13	5TH	
2002	14-12	6TH	
2003	12-14	7TH	
2004	17-9	2ND	1-2
2005	19-4	1ST	0-2
2006	16-10	4TH	3-2
2007	20-7	1ST	1-2
2008	20-7	1ST	0-2
2009	16-11	4TH	1-2
2010	16-11	4TH	4-0 (CHAMPIONS)
2011	18-8	2ND	3-2 (2ND PLACE)
2012	18-9	1ST	4-0 (CHAMPIONS)
2013	10-14	6TH	0-2
2014	13-5	2ND	0-2
2015	14-3	1ST	3-0 (CHAMPIONS)
2016	9-9	4TH	1-2
2017	13-5	2ND	2-2 (2ND PLACE)
2018	15-3	1ST	3-1 (CHAMPIONS)
2019	9-9	3RD	
2020	N/A	N/A	
2021	10-16	6TH	
2022	7-12-1	6TH	
2023	8-12	6TH	
2024	14-7	2ND	3-0 (CHAMPIONS)

**OVERALL: 514-340-1**
**(10 CHAMPIONSHIPS)**  
**(ND) NORTH DIVISION**  
**(AD) AMERICAN DIVISION**
**TOURNAMENT: 57-42**
**BIG EAST TOURNAMENT**
**Records vs. Opponents**

BOSTON COLLEGE	1-2
BUTLER	1-0
CINCINNATI	2-0
CONNECTICUT	5-1
CREIGHTON	3-2
GEORGETOWN	4-0
LOUISVILLE	3-1
NOTRE DAME	3-6
PITTSBURGH	2-2
PROVIDENCE	6-3
RUTGERS	2-2
SETON HALL	11-8
USF	3-1
VILLANOVA	6-7
WEST VIRGINIA	3-2
XAVIER	2-5

## 2024 IN REVIEW

- St. John's opened the season with a bang, earning its highest-ranked regular season victory in program history with a 9-5 victory over 2023 National Runner-up Florida. It also marked just the second season-opening loss for the Gators under 17-year Head Coach Kevin O'Sullivan.
- The Johnnies saw continued success through the early going, securing a win over Houston before taking two of three games at Sam Houston. With its 6-5 extra-inning victory over the Bearcats, the Red Storm jumped out to a 13-game winning streak, its longest stretch since earning 15 straight victories in 2015. Furthermore, St. John's logged its fourth-longest unbeaten streak at home to open a season, going 15 games without a setback. St. John's went 17-2-1 in the month of March.
- St. John's opened conference play with three road wins over Villanova, outscoring the Wildcats, 27-8, with an 11-0 shutout in game two. The Red Storm also picked up a win at UConn the following weekend.
- After taking its first home league series of the season against Butler, the Johnnies registered two wins at Xavier on April 25-27. Head Coach Mike Hampton earned his 100th career victory with a 9-3 triumph in game two, becoming the fourth manager in program history to reach the century mark in wins.
- The Johnnies rolled past Creighton with 7-3, 3-2 and 7-1 victories in Queens on May 3-4. St. John's swept the Bluejays at home for the first time since 2018.
- The Red Storm clinched its spot in the BIG EAST Tournament with a pair of wins at Seton Hall (May 10-12) before earning the second seed with a 6-4 victory against the Hoyas on May 17. The Red Storm went on to win 11 series in 2024, featuring sweeps over Hofstra, Rider, Villanova and Creighton.
- St. John's swept the field in the BIG EAST Tournament for the sixth time in 10 championship runs, earning a win over Xavier and a pair of victories, including the title game, against Georgetown.

## 10 FOLD - BIG EAST CHAMPIONS

- St. John's captured its BIG EAST-leading 10th conference tournament title with a 4-2 win over the Hoyas on Saturday afternoon, two years to the day since legendary St. John's patriarch Jack Kaiser passed away. Since the conference moved its postseason slate to Prasco Park in 2018, The Red Storm earned two titles in three appearances.
- The Johnnies have the most tournament titles (10) since the conference secured baseball in 1985. Head Coach **Mike Hampton** has been on staff for five tournament championships. Assistant coach **John Valente** has earned one as an assistant coach and two titles as a player, capturing the 2015 title before earning the 2018 crown during his BIG EAST Player of the Year run. Pitching coach **George Brown** earned his second since joining the staff prior to the 2018 season.
- Sophomore catcher **Jimmy Keenan** earned the Jack Kaiser Most Outstanding Player Award following a 7-for-14 showing at the dish with six RBIs. The White Plains, N.Y., native walked off on the Hoyas in game one with a two-run homer in the ninth to steal an 11-9 contest. The following day, Keenan belted another two-run blast to put the Red Storm ahead 8-7 against the Musketeers through eight innings.
- **Evan Chaffee, Xavier Kolhoss, Luke Orbon** and **Garrett Scavelli** all picked up All-Tournament honors following the BIG EAST Baseball Championships. The tandem of Chaffee and Kolhoss shut down the Hoyas in the championship game, surrendering just two runs on three hits with a combined eight strikeouts.
- St. John's is one of 11 Division I teams to secure 10 or more league tournament titles within the same conference - Army, Bethune Cookman, Coastal Carolina, Kent State, LSU, Ohio State, Oral Roberts, Southern, Western Carolina, Wichita State.

## RED STORM IN THE NCAA TOURNAMENT

- St. John's and Mississippi State will meet for the first time in program history, despite both teams making their 38th appearance in the NCAA Tournament. The two squads are tied for 11th in college baseball history alongside Stanford and Texas A&M. Since 2004, the Red Storm has appeared in the NCAA Tournament 10 times.
- The Johnnies will make their third appearance in the Charlottesville Regional after previously playing in Virginia during the 2010 and 2011 seasons. St. John's is 4-4 in Charlottesville in the postseason, including a 1-1 record against the SEC. The Red Storm pulled out a 20-16 slugfest to Ole Miss on June 6, 2010. Matt Wessinger had five RBIs and finished a home run shy of the cycle, part of a 4-for-5 day at the dish. Jimmy Brennan went 4-for-6 with four RBIs while Joe Panik and Paul Karmas had three RBIs apiece in the contest.
- The Red Storm is in search of its first NCAA Tournament win under Head Coach Mike Hampton and first since an 11-5 win over Morehead State on June 2, 2018. Wyatt Mascarella unloaded the program's first multi-homer game since 2010, knocking in three runs on the day.
- The Johnnies advanced to the Super Regionals on one of those occasions, winning three straight games, including two over the host Tar Heels, at the 2012 NCAA Chapel Hill Regional. Danny Bethea hit a walk-off home run in the Johnnies' first win against North Carolina.
- The Johnnies have made the College World Series on six occasions with the last of those appearances coming in 1980. 1988 AL Cy Young winner Frank Viola and John Franco, who ranks fifth on MLB's all-time saves list (424), were teammates on 1980 College World Series squad.

## 2024 Quick Facts

### GENERAL INFORMATION

School: ..... St. John's University  
 Location: ..... Queens, N.Y.  
 Founded: ..... 1870  
 Enrollment: ..... 20,143  
 President: ..... Rev. Brian J. Shanley, O.P.  
 Athletic Director: ..... Mike Cragg  
 Nickname: ..... Red Storm  
 Colors: ..... Red and White  
 Affiliation: ..... NCAA Division I  
 Conference: ..... BIG EAST  
 Home Field: ..... Kaiser Stadium  
 Capacity/Surface: ..... 3,500/Field Turf  
 Dimensions: ..... 325-390-325  
 Press Box Phone: ..... 718-990-2725

### COACHING STAFF

Head Coach ..... Mike Hampton (Fifth season)  
 Alma Mater ..... (Clemson, '94)  
 Pitching Coach ..... George Brown (Seventh Season)  
 Alma Mater ..... (St. John's, '09)  
 Assistant Coach ..... John Valente (First Season)  
 Alma Mater ..... (St. John's, '18)  
 Volunteer Assistant ..... Nate Vigeant (Second Season)  
 Alma Mater ..... (Rhode Island College, '22)

### HISTORICAL INFORMATION

NCAA Appearances ..... 38 (T-11th all-time)  
 1949, 1954, 1956, 1957, 1960, 1961, 1962, 1963, 1964, 1966, 1967, 1968, 1972, 1974, 1975, 1976, 1977, 1978, 1979, 1980, 1981, 1985, 1986, 1988, 1991, 1993, 1997, 2004, 2005, 2007, 2008, 2010, 2011, 2012, 2015, 2017, 2018, 2024  
 NCAA Super Regionals ..... 1  
 ..... 2012  
 College World Series ..... 6  
 ..... 1949, 1960, 1966, 1968, 1978, 1980  
 BIG EAST Tournament Titles ..... 9\*  
 ... 1985, 1986, 1988, 1993, 1997, 2010, 2012, 2015, 2018  
 BIG EAST Regular Season Titles ..... 10\*  
 .. 1987, 1991, 1992, 2005, 2007, 2008, 2012, 2015, 2018, 2024  
 \*Conference-Record  
 All-Time Program Record ..... 2,245-1,214-11 (.648)

### TEAM INFORMATION

2024 Overall Record ..... 37-16-1  
 2024 Conference Record ..... 14-7  
 2023 Overall Record ..... 28-25  
 2023 Conference Record ..... 8-12  
 2023 Conference Finish ..... 6th  
 Letterwinners Returning/Lost ..... 22/17  
 Starters Returning/Lost ..... 4/5  
 Pitchers Returning/Lost ..... 11/6  
 Newcomers ..... 18

### ATHLETIC COMMUNICATIONS

Director/Baseball Contact: ..... Dylan Smith  
 Office Phone: ..... 718-990-1522  
 Cell Phone: ..... 516-404-0449  
 E-Mail: ..... smithd3@stjohns.edu  
 Secondary Contact ..... Nick Lubrano  
 Office Phone ..... 718-990-1521  
 Fax: ..... 718-969-8469  
 Athletics Website: ..... www.RedStormSports.com  
 Twitter: ..... @StJohnsBaseball (#SJUBase)  
 Instagram: ..... @JohnniesBaseball

## St. John's Record When

Total	37-16-1
Conference	14-7
Non-Conf	23-9-1

Home	21-6-1
Away	12-10
Neutral	4-0

Day	31-8-1
Night	6-8
vs Left	9-5
vs Right	28-11-1

1-Run games	9-4
2-Run games	4-3
5+Run games	19-5
Extra inns	3-1
Shutouts	4-3

Scoring 0-2 runs	0-7
Scoring 3-5 runs	6-5
Scoring 6-9 runs	18-4-1
Scoring 10+ runs	13-0

Opponent 0-2 runs	17-2
Opponent 3-5 runs	11-5
Opponent 6-9 runs	9-2-1
Opponent 10+ runs	0-7

Scored in 1st inning	16-2
Scores first	22-3
Opp. scores first	15-13-1

After 6 leading	27-2
After 6 trailing	4-10-1
After 6 tied	6-4

After 7 leading	32-1
After 7 trailing	3-12
After 7 tied	1-3

After 8 leading	32-0
After 8 trailing	2-14
After 8 tied	2-2

Hit 0 home runs	15-12-1
Hit 1 home run	14-2
Hit 2+ home runs	8-2

Opponent 0 home runs	18-5
Opponent 1 home run	12-5-1
Opponent 2+ HRs	7-6

Made 0 errors	19-2-1
Made 1 error	13-9
Made 2+ errors	5-5

Opp. made 0 errors	4-6
Opp. made 1 error	19-7
Opp. made 2+ errors	14-3-1

Out-hit opponent	26-2
Out-hit by opponent	8-12-1
Hits are tied	3-2

## Most NCAA Tournament Appearances

	School	Total
1.	Texas	63
2.	Florida State	60
3.	Miami (FL)	49
	Oklahoma State	49
5.	Clemson	46
6.	Arizona State	41
	Cal State Fullerton	41
8.	Oklahoma	40
9.	Arizona	39
	Florida	39
11.	<b>St. John's</b>	<b>38</b>
	Stanford	38
	Mississippi St.	38
	Texas A&M	38

## HURLERS GONNA HURL

- The Red Storm pitchers have emerged as one of the top staffs in the country with a 4.26 ERA, good for 16th in the nation. Additionally, the team has tossed four shutouts this season, tied for 17th in the country. Entering the conference tournament, the Johnnies are one of 11 teams at the Division I level that has three pitchers with six or more wins this season - **Xavier Kolhoss** (9, 16th in NCAA), **Mario Pesca** (6), **Louis Marinaro** (6).
- Of BIG EAST pitchers to toss at least seven innings this season, the Red Storm had four of the conference's top 10 pitchers in ERA at season's end, including **Jed Boyle** (2.00 ERA, 3rd), **Tim Cunningham** (2.02, 4th), **Louis Marinaro** (2.44, 8th) and **Mario Pesca** (2.54, 9th).
- Kolhoss is looking to become the just the sixth Johnnie in program history and first since Sean Mooney (11-3, 2018) to record double-digit victories on the mound. The right-hander has nine wins on the season and will look to join the likes of Frank Viola (10 / 1980, '81), Michael O'Connor (10 / 1977), Tim McCormick (11 / 2015) and Tom Sowinski (11 / 1968).
- Mario Pesca** has been lethal for the Red Storm all season long, going 6-1 in 14 starts with a 2.94 ERA, the best among St. John's starters. The opposition has hit .227 against the right-hander this season while he has logged 51 strikeouts in 70.1 innings of work. Pesca's best outing of the season came in game two of its doubleheader sweep against Creighton on April 27. The 6-foot-8 hurler blew past the Bluejays with a BIG EAST Pitcher of the Week honor with seven strikeouts across a career-high seven innings of work. Pesca also earned All-BIG EAST First Team honors.
- Evan Chaffee** has been a revelation for the Johnnies in his first season in Queens, boasting fantastic conference numbers as the team's Saturday starter. Logging two of his three wins in conference play, the southpaw managed a 3.69 ERA and 28 punchouts across 39.0 innings of work. The Johnnies' redshirt freshman finished the year strong, recording a team-best and career-high 7.1 innings of work at Seton Hall on May 11, earning BIG EAST Pitcher of the Week after striking out three batters and surrendering just one run. Chaffee propelled the Red Storm to its 10th conference title after allowing one run on two hits with seven strikeouts in six innings of work.

## YOU CAN'T RUN ON HIM

- Catcher **Jimmy Keenan** has been on a tear behind the plate, throwing out BIG EAST-leading 25 runners trying to steal. His 25 successful caught stealing attempts are the most in the last 20 seasons, surpassing the previous high mark of 20 set by Tyler Sanchez in 2014 and Joe Witkowski in 2010.
- Keenan is currently one shy of the most overall among BIG EAST schools in the last 10 years, closing in on Xavier's Dan Rizzie with 26 in 2014.
- The Red Storm's catcher will also be chasing Seton Hall's Frank Esposito (29, 2011) and Louisville's Derrick Alfonso (30, 2007) for the conference's top mark in the last 20 seasons.
- Offensively, the sophomore plate protector has been equally as good with a .341/.410/.615 slash line. Keenan paces the team with 70 hits, 55 RBIs, 11 homers and 19 doubles.
- The BIG EAST First Team selection propelled the Johnnies to their 10th BIG EAST Tournament, smacking a pair of go-ahead home runs and driving in six runs en route to a Jack Kaiser Most Outstanding Player Award.

## HOME SWEET HOME

- The Red Storm was stellar at Jack Kaiser Stadium with a 21-6-1 record, marking the most wins at home since the 2019 season (21). The 2024 squad is just the seventh team to produce a 20-win season at home since the current ballpark opened in 2001. It also marks the fifth time in seven chances the Red Storm has made the NCAA Regionals having won 20-plus games at home.
- It also marks just the sixth time since the team renamed its home field in honor of the late Jack Kaiser in 2007 that the team has secured at least 20 victories in Queens. St. John's, who had not lost at home in 15 straight games and secured 14 consecutive wins at The Jack to start the 2024 campaign, posted the fourth-longest unbeaten streak in Queens to open a season in program history, trailing only the 1962 and 1981 teams (16-0) and the 1977 squad (18-0), led by former Minnesota Twins player and coach Scott Ullger.
- St. John's slashed .303/.417/.464 as a team. The Red Storm pitching staff has also posted a 3.29 ERA and held the opposition to a .231 batting average against.
- Six starters with 20 or more games played are batting .300 or better inside the friendly confines of Jack Kaiser Stadium with **Garrett Scavelli** leading the surge with a .352 mark at the dish. **Jimmy Keenan** paces the team with 30 RBIs and 17 extra-base hits. The sophomore plate protector has also mashed a team-best five home runs while teammate **Jackson Tucker** has unloaded 12 doubles.
- Eight pitchers are recording ERA's under three with **Jed Boyle** (0.00) and **Louis Marinaro** (0.74) leading the charge. Marinaro has been efficient with a 5-0 record, 26 strikeouts and a .133 batting average against across 24.1 frames of work.
- Boyle has made nine appearances at The Jack this season, holding the opposition to just one hit and punching out 14 batters in nine innings.
- Tim Cunningham** has also been lethal in his 16 appearances at The Jack with 24 strikeouts to just four walks in 19.2 innings of work.
- Pesca picked up his fifth win at home after plowing through Creighton with a career-high seven innings pitched to go with seven strikeouts on Saturday afternoon. The 6-foot-8 hurler has registered 27 strikeouts and a 1.96 ERA across 36.2 innings of work. The Bronx native has pestered his seven opponents with a .183 batting average against.



## MARCH MADNESS

- The Red Storm boasted a 17-2-1 record in the month of March, starting with a series win at red-hot Sam Houston to close out the team's Texas road trip.
- Upon their arrival home, the Johnnies rattled off 13 straight wins, its longest winning streak since 2015. St. John's remains unbeaten at Jack Kaiser Stadium, holding a 14-0-1 record in Queens.
- Through its 20 games in March, the Johnnies slashed .326/.436/.515 with 9.2 runs per game. St. John's third baseman **Blake Mayberry** swung the most efficient bat through the month with a .459 batting average and a .573 on-base percentage in 19 appearances.
- Five players logged 20 or more runs scored, including **Jackson Tucker** (27), **Ben Beauchamp** (26), **Anthony Brienza** (21), **Luke Orbon** (20) and Mayberry (20). **Jimmy Keenan** led the team with 28 RBIs in March while Mayberry chipped in 22 of his own.
- St. John's starters **Xavier Kolhoss** and **Mario Pesca** combined for nine of the team's 17 wins and allowed just 11 earned runs and 22 walks across 58.2 innings of work.

## LIVE FROM NEW YORK, IT'S BIG EAST LIVE

- The Johnnies secured 17 BIG EAST Weekly Awards in 2024, seeing **Jimmy Keenan** lead the way with four honor roll nods (Feb. 19, March 11, April 15, May 13) and one BIG EAST Player of the Week selection (March 18). After helping the Red Storm to its highest-ranked regular season victory over No. 2 Florida with a 2-for-4 day with an RBI, the Johnnies' catcher secured his second honor roll selection with a .563/.588/.813 slash line to go with eight RBIs and four runs in a 4-0 week for the Johnnies. A month later, he unloaded a .450/.500/1.100 slash line in five wins, rattling off 13 RBIs and seven runs scored while seven of his nine hits went for extra bases for Player of the Week honors. He secured his third honor roll of the season on April 15 after a steady weekend against UConn, slashing .417/.500/1.000 with five hits, including two homers and a double. Keenan also chipped in seven runs scored and four RBIs against the Huskies. He earned his final Honor Roll selection logging a team-best .375 to go with six RBIs and four runs scored.
- Ben Adams** captured BIG EAST Pitcher of the Week with three shutout innings against the nation's second-ranked team, Florida. The southpaw struck out two batters and allowed just two hits and a walk in his outing. The No. 2 team in the nation swung .182 against the left-hander who threw 48 pitches on Friday.
- Xavier Kolhoss** earned an honor roll selection (3/4) following his six shutout innings at Sam Houston. The righty allowed just six hits in the outing, striking out five batters along the way. The Wappinger Falls, N.Y., native also earned BIG EAST Pitcher of the Week (3/25) after tossing seven shutout frames against Fordham, logging five strikeouts in the win. Kolhoss followed up with another Pitcher of the Week (4/1) performance with a career-high 10 strikeouts in seven shutout innings against Winthrop.
- Louis Marinaro** also earned an honor roll selection after tossing 5.2 innings of shutout baseball last week. The southpaw logged a win, struck out seven and surrendered no walks in his two appearances. The opposition also swung .143 against Marinaro. The Croton on Hudson, N.Y., product found himself on the the conference's final weekly honor roll following a career-high four innings of shutout work against Georgetown on May 16. He also struck out four batters and allowed just one hit.
- Jed Boyle** earned a BIG EAST Weekly Honor Roll selection on April 8 after The Syracuse, N.Y., native picked up his first career BIG EAST weekly accolade following his two dominant appearances in Plymouth Meeting, Pa. Boyle secured his third save of the season in the Johnnies' 13-7 victory on April 5. He followed up with seven strikeouts in 2.1 innings of work to steal a 3-1 victory in 13 innings on April 7.
- Graduate student **Marty Higgins** earned back-to-back BIG EAST Weekly Honor Roll selections after three straight multi-hit games against Butler (4/22) and a pair of three-RBI games in the team's series win over Xavier (4/29).
- The tandem of **Mario Pesca** and **Evan Chaffee** exchanged BIG EAST Pitcher of the Week honors to open May. **Pesca** picked up Pitcher of the Week on May 6 following seven strikeouts across a career-high 7.0 innings of work against Creighton. **Chaffee** also earned an Honor Roll selection that week with a no-hit bid through five innings against the Bluejays
- Chaffee** captured his first BIG EAST Pitcher of the Week following a team-best and career-high 7.1 innings of work in the Johnnies' postseason-clinching 7-3 victory in game two of Saturday's doubleheader split at Seton Hall. The southpaw struck out three batters and retired the side in order on four different occasions.
- The Red Storm was predicted to finish sixth for the second-straight year in the BIG EAST's Preseason Coaches' Poll. Connecticut was picked to win the league for the fourth consecutive year, followed by defending BIG EAST Champions Xavier. Seton Hall earned a third-place mark, while Creighton and Georgetown secured matching 29 points for fourth. Butler and Villanova rounded out the conference poll in seventh and eighth, respectively.
- St. John's was picked to finish second in 2020 and fourth in both 2021 and 2022 after claiming the top spot in five consecutive preseason polls from 2015-19.

## Miscellaneous Stats

MULT. HIT GAMES	2	3	4	5+	Tot
KEENAN	17	7	-	-	24
SCAVELLI	14	5	-	-	19
MAYBERRY	13	3	-	1	17
BEAUCHAMP	13	3	-	-	16
TUCKER	9	7	-	-	16
ORBON, L	12	1	1	-	14
BRIENZA	3	5	-	-	8
HIGGINS	6	1	-	-	7
ORBON, P.	5	-	-	-	5
AGRESTI	4	-	1	-	5
SAMEK	2	-	-	-	2
FALCON	1	1	-	-	2
AUDE	1	-	-	-	1
COHALL	1	-	-	-	1
RAIFSTANGER	1	-	-	-	1
BERNARDINI	-	-	1	-	1
TEAM	102	33	3	1	139

MULT. RBI GAMES	2	3	4	5+	Tot
KEENAN	8	3	2	1	14
TUCKER	13	-	-	-	13
SCAVELLI	8	-	2	-	10
BEAUCHAMP	6	4	-	-	10
ORBON, L	5	5	-	-	10
HIGGINS	5	4	-	-	9
MAYBERRY	7	2	-	-	9
BRIENZA	7	-	-	1	8
BERNARDINI	1	3	-	-	4
ORBON, P.	1	2	-	-	3
AGRESTI	1	1	-	-	2
SAMEK	2	-	-	-	2
AUDE	2	-	-	-	2
COHALL	1	-	-	-	1
FALCON	-	-	1	-	1
TEAM	67	24	5	2	98

HITTING STREAKS	Longest	Current
TUCKER	17	-
MAYBERRY	14	-
KEENAN	10	3
SCAVELLI	10	2
BEAUCHAMP	10	-
ORBON, L	8	-
HIGGINS	7	-
BRIENZA	7	-
ORBON, P.	5	-
SAMEK	4	-
AUDE	4	-
RAIFSTANGER	3	-
COHALL	3	-
AGRESTI	3	-
JEREMIAH	2	-
FALCON	2	-
BERNARDINI	2	1

REACHED BASE STREAKS	Longest	Current
SCAVELLI	28	9
TUCKER	23	1
ORBON, L	21	3
BEAUCHAMP	20	5
BRIENZA	19	5
MAYBERRY	16	3
KEENAN	15	3
ORBON, P.	10	10
RAIFSTANGER	9	-
FALCON	8	-
HIGGINS	7	-
SAMEK	7	-
JEREMIAH	6	-
AGRESTI	6	2
AUDE	5	3
BERNARDINI	3	1
COHALL	3	-

## THE BOYS ARE BACK IN TOWN

- The Johnnies returned 22 players from last season and expect to make an immediate impact in 2024. Coming into the 2024 campaign, the Red Storm return 49.0 percent of its run scoring and 53.0 percent of RBI production from a year ago. Among the returners are program veterans **Marty Higgins**, **Paul Orbon** and **Jackson Tucker**.
- Higgins, a former BIG EAST First Team selection, was one of seven players that registered a batting average over .300 last season, boasting a .310 mark at the dish to go with 32 runs and 32 RBIs for the Red Storm.
- Orbon joined Higgins in the .300 batting average club last year, ranking fifth on the team with a .338 mark to go with 33 RBIs and 24 runs scored.
- Tucker entered his third season with the Johnnies and produced a steady 2023 campaign with 25 stolen bases and 37 runs scored.
- The Johnnies will look to veteran hurlers **Joe Mascio** and **Ben Adams** to bolster the load and help **Xavier Kolhoss** and **Mario Pesca** take the next step in their second playing season with St. John's.
- Mascio, who earned the program's Howie Gershberg Award for the top pitcher in 2023, provided stability as the Saturday starter. Going 3-3 in 13 starts, the left-hander struck out 63 batters in 65.1 innings of work.
- Adams produced a career year in 2023, making 19 relief appearances and boasting a 4-0 record out of the bullpen. Across 36.1 innings of work, the Ottawa, Ontario native punched out 28 batters while holding the opposition to a .189 batting average against.
- Kolhoss made a statement in his first season back from Tommy John surgery. The redshirt sophomore dominated in his nine starts last season, going 3-0 with a 2.56 ERA. He also struck out 30 batters in 31.2 innings of work.
- Pesca is expected to make a massive jump as a sophomore and saw glimpses of his dominance towards the end of the 2023 slate. The sophomore hurler put forth six innings of shutout ball against Rutgers, forcing 11 groundouts and seven flyouts.
- The Johnnies will also look to rely on **Tim Cunningham** and **Chuck Sanzio** out of the pen while looking to **Jace Jeremiah** and **Luke Orbon** as key contributors.

## NEW KIDS ON THE BLOCK

- The Red Storm's new-look roster for 2024 has several transfers and a dozen freshmen, including an NJCAA Championship runner-up in **Sam Mettert** and East Coast Conference Player of the Year **Garrett Scavelli**.
- Mettert produced one of the most dominant seasons with Wabash Valley in 2023, logging a 3-0 record with nine saves, a 1.09 ERA and 42 strikeouts across 33.0 innings of work. The right-hander tossed 3.0 innings or more in three outings last season, earning a win and two saves in such games.
- Scavelli played three seasons at Molloy (Division II), slashing a career .357/.458/.562 with 121 runs, 92 RBIs and 80 walks. The Franklin Square, N.Y., native set career-high marks in batting average (.391), on-base percentage (.481), slugging percentage (.624), hits (79), runs (60), RBIs (46), doubles (19), triples (5), home runs (6), and stolen bases (15) during his Player of the Year run.
- The Johnnies will also look to transfer pitchers **Jed Boyle** (Le Moyne) and **Evan Chaffee** (Alabama), as well as infielder **Aries Samek** (Florida Southwestern St.) to make an immediate impact.
- St. John's welcomed in 12 freshmen for the 2024 season, featuring **Adam Agresti**, **Chris Batuyios**, **Cristian Bernardini**, **Brady Clark**, **Chad Falcon**, **Cole LeClair**, **Jayder Raifstanger**, **Nelson Rosa**, **Jacob Ruiz**, **Grant Russo**, **Zaine Toneske** and **TJ Winn Jr.**

## HAMPTON RETURNS JOHNNIES TO PROMINENCE

- Fifth-year head coach Mike Hampton saw his team produce the best season (37-16-1) since he took over the program in 2020. His team opened the 2024 campaign with the program's highest-ranked victory in the regular season with a 9-5 victory over No. 2 Florida. The Johnnies finished its road trip taking two of three games against Sam Houston, jumpstarting a 13-game winning streak upon their return home. Hampton secured his 100th career win on April 27 at Xavier. His 14 wins in conference play were also the most since taking over the Red Storm, en route to first BIG EAST Coaching Staff of the Year.
- On January 6, 2020, ABCA Hall of Famer Ed Blankmeyer announced his resignation from St. John's to pursue a professional opportunity within the New York Mets organization.
- Blankmeyer, who managed the Brooklyn Cyclones in 2021, had recently completed his 24th season at the helm of the Red Storm baseball team, a span that featured 23 winning seasons. He won 829 games, five BIG EAST Tournament titles and six BIG EAST Regular Season crowns. He turned in a career-winning percentage of .623, guided the Red Storm to nine 40-win seasons and saw his team earn an NCAA bid 11 separate times.
- Blankmeyer handed over the reins to assistant coach Mike Hampton, who was initially named the interim head coach before having that tag removed over the summer. Hampton is in his 23rd season at the University and has played a key role in the continued growth of the St. John's baseball program.
- The Johnnies' longtime recruiting coordinator and hitting instructor, Hampton was a member of all but one of Blankmeyer's BIG EAST Tournament Championship and NCAA Tournament teams while playing a part in all six BIG EAST Regular Season titles.

## Scouting the Competition

### No. 2 Mississippi State

St. John's will square off with Mississippi State for the first time in program history when the two teams meet in the opening round of the NCAA Charlottesville Regional on Friday. St. John's will look to take down its first SEC opponent in the postseason since June 6, 2010, knocking off Ole Miss, 20-16. The Bulldogs are defensively sound with a .982 fielding percentage (4th in NCAA) while boasting a 4.15 ERA (12th). Mississippi State is also ranked eighth in the country with a 2.92 strikeout-to-walk ratio. Dakota Jordan paces the team offensively with 63 RBIs, 17 home runs and a .643 slugging percentage.

### No. 1 Virginia

Virginia is the nation's second-ranked team in the nation with a .341 batting average. The Cavaliers also rank top 10 with 9.7 runs per game (3rd), 691 hits (4th), 138 doubles (7th) and 113 homers (9th). Bobby Whelen leads the team with a .403 batting average, good for second in the ACC and 13th in Division I. Virginia also has four other players ranked inside the conference's top 20 in batting average. St. John's is 2-2 against the Cavaliers in the NCAA Tournament, looking for its first win against them since a 6-5 triumph on June 6, 2010. Jeremy Baltz smacked a pair of two-run homers to give the Johnnies its program-record 43rd win of the season against top regional seed Virginia. Cavaliers' Head Coach Kevin McMullan previously spent three seasons at St. John's under Head Coach Ed Blankmeyer, helping the team to three BIG EAST championship appearances, a BIG EAST title and an NCAA Regional berth in 1997.

### No. 4 Penn

Penn secured its second consecutive Ivy League title after avoiding elimination with an 11-9 game one victory, followed by a 12-6 win in the championship game. Wyatt Henseler, who was named Ivy League Player of the Year, earned the tournament's Most Outstanding Player after going 9-for-24 with three homers and 10 RBIs. St. John's and Penn have never met before. The Red Storm has not faced an Ivy League opponent in the NCAA Tournament since the infamous May 21, 1981 game against Yale. Frank Viola tossed 11 innings of scoreless work against the Bulldogs while Yale's Ron Darling carried a no-hitter into the 12th before Steve Scafa scored the winning run to lift St. John's to a 1-0 triumph in 12 frames.

## 2024 BIG EAST Weekly Award Winners

### Pitcher of the Week:

Ben Adams (Feb. 19)  
Xavier Kolhoss (March 25)  
Xavier Kolhoss (April 1)  
Mario Pesca (May 6)  
Evan Chaffee (May 13)

### Player of the Week:

Jimmy Keenan (March 18)

### Weekly Honor Roll:

Jimmy Keenan (Feb. 19)  
Xavier Kolhoss (March 4)  
Jimmy Keenan (March 11)  
Louis Marinaro (March 18)  
Anthony Brienza (April 1)  
Jimmy Keenan (April 15)  
Marty Higgins (April 22)  
Marty Higgins (April 29)  
Evan Chaffee (May 6)  
Jimmy Keenan (May 13)  
Louis Marinaro (May 20)



## The Last Time a St. John's Player

Tossed a No-Hitter.....	April 20, 2007
Scott Barnes at Georgetown	
Tossed a Comp. Game Shutout.....	May 8, 2022
Brandon Backman at Seton Hall	
Tossed a Complete Game.....	May 8, 2022
Brandon Backman at Seton Hall	
Had 15+ Strikeouts.....	April 22, 2012
Kyle Hansen (16) at Cincinnati	
Had 10+ Strikeouts.....	March 29, 2024
Xavier Kolhoss (10) vs. Winthrop	
Hit for the Cycle.....	May 19, 2023
Jackson Tucker vs. Butler	
Hit a Grand Slam.....	April 8, 2022
Kevin Michaels vs. No. 25 Connecticut	
Hit a Walk-Off Home Run.....	May 22, 2024
Jimmy Keenan vs. Georgetown (BE Tournament)	
Scored 5+ Runs.....	March 16, 2018
Jamie Galazin (5) vs. UConn	
Had 6+ Hits.....	April 7, 2009
Tim Morris (6-for-6) vs. Wagner	
Had 5+ Hits.....	March 29, 2024
Blake Mayberry (5-for-5) vs. Winthrop	
Had 10+ RBIs.....	Feb. 21, 2010
Paul Karmas (10) at New Orleans	
Had 7+ RBIs.....	March 10, 2020
David Glancy (8) vs. Saint Peter's	
Had 6+ RBIs.....	March 5, 2024
Jimmy Keenan (6) vs. Iona	
Had 5+ RBIs.....	March 30, 2024
Anthony Brienza (5) vs. Winthrop (Game 1)	
Had 4 Doubles.....	March 20, 2009
Carlos Del Rosario vs. Villanova	
Had 3 Doubles.....	April 13, 2024
Blake Mayberry at UConn	
Had 2 Triples.....	March 30, 2024
Anthony Brienza vs. Winthrop (Game 1)	
Had 4 Home Runs.....	May 14, 2010
Jeremy Baltz at Louisville	
Had 3 Home Runs.....	March 22, 2022
David Glancy vs. Hofstra	
Had 2 Home Runs.....	April 13, 2024
Garrett Scavelli at UConn	
Drew 4 Walks.....	March 15, 2024
Jackson Tucker vs. Rider	
Stole 3 Bases.....	May 11, 2024
Ben Beauchamp (3-3) at Seton Hall	

## The Last Time St. John's

Scored 30+ Runs.....	April 28, 2018
at Xavier (34-7)	
Scored 25+ Runs.....	April 28, 2018
at Xavier (34-7)	
Scored 20+ Runs.....	May 18, 2023
at Butler (24-5)	
Had 30+ Hits.....	April 28, 2018
at Xavier (31)	
Had 25+ Hits.....	April 28, 2018
at Xavier (31)	
Had 20+ Hits.....	March 18, 2023
at Quinnipiac (21)	
Had 7+ Home Runs.....	May 18, 2010
at Boston College (7)	
Had 6 Home Runs.....	May 18, 2023
at Butler	
Had 5 Home Runs.....	May 18, 2023
at Butler	
Had 2 Players with Multi HR Games.....	May 18, 2023
David Glancy (2), Jimmy Keenan (2) at Butler	
Hit Back-to-Back Home Runs.....	March 31, 2023
Tate Ballester and David Glancy vs. William & Mary	
Hit an Inside The Park HR.....	Feb. 27, 2021
Justin Folz vs. UMass Lowell	
Scored 10+ Runs in an Inning.....	April 3, 2019
vs. Columbia (10)	
Had 9+ Doubles.....	April 27, 2011
at Hofstra (9)	
Had 4+ Triples.....	April 14, 2010
at Hofstra (4)	
Had 3+ Triples.....	March 30, 2024
vs. Winthrop (Game 1) (3)	
Drew 15+ Walks.....	May 10, 2023
vs. Iona (15)	
Stole 9+ Bases.....	April 20, 2013
vs. Fairfield (9-for-10)	
Struck Out 18+ Batters.....	Feb. 17, 2018
at Campbell (18)	
Turned a Triple Play.....	April 9, 2017
at Creighton	
Had a Walk-Off Win.....	May 22, 2024
vs. Georgetown (BE Tournament)	

## More Stats

## Record when team scores:

Runs	0	1	2	3	4	5	6	7	8	9	10+
W-L	0-3	0-3	0-1	3-1	2-4	1-0	4-1	4-0	4-2	6-1	13-0

## Record when opponent scores:

Runs	0	1	2	3	4	5	6	7	8	9	10+
W-L	4-0	7-1	6-1	5-3	3-1	3-1	1-0	4-1	2-1	2-0	0-7

## Record when leading after:

Inn.	1	2	3	4	5	6	7	8
W-L	15-1	19-3	22-3	25-0	26-1	27-2	32-1	32-0

## Record when trailing after:

Inn.	1	2	3	4	5	6	7	8
W-L	5-5	8-8	8-10	4-12	5-11	4-10	3-12	2-14

## Record when tied after:

Inn.	1	2	3	4	5	6	7	8
W-L	17-10	10-5	7-3	8-4	6-4	6-4	1-3	2-2

Current winning streak: 3

Longest winning streak: 13

Longest losing streak: 3

Home attendance : 4972 ( 26 dates avg = 191 )

Away attendance : 33720 ( 26 dates avg = 1296 )

Total attendance: 38692 ( 52 dates avg = 744 )

## 2024 BIG EAST STANDINGS

SCHOOL	CONF	CPCT.	OVERALL	PCT.	HOME	AWAY	NEUTRAL	STREAK
UConn	17-4	.810	32-23	.582	16-5	15-15	1-3	L2
St. John's	14-7	.667	37-16-1	.694	21-6-1	12-10	4-0	W3
Georgetown	13-7	.650	36-20	.643	17-9	17-7	2-4	W2
Xavier	12-9	.571	30-27	.526	13-10	16-14	1-3	L2
Villanova	8-13	.381	17-34	.333	4-10	13-24	0-0	L1
Creighton	7-13	.350	35-17	.673	18-6	13-10	4-1	L1
Seton Hall	7-14	.333	24-30	.444	8-17	14-12	2-1	W1
Butler	5-16	.238	20-35	.364	5-18	13-14	2-3	L3



## St. John's Players in the Pros (Affiliated - as of May 19, 2024)

Name	Drafted	Current Team	Affiliate	MLB Debut
Jeff Belge	18th Round (2019)	Tennessee Smokies	Chicago Cubs (Double-A)	--
Matt Carasiti	6th Round (2012)	Albuquerque Isotopes	Colorado Rockies (Triple-A)	8/12/16
Gavin Hollowell	6th Round (2019)	Albuquerque Isotopes	Colorado Rockies (Triple-A)	9/19/22
Joe La Sorsa	18th Round (2019)	Rochester Red Wings	Washington Nationals (Triple-A)	5/29/23
Nick Mondak	18th Round (2021)	Tri-City Dust Devils	LA Angels (High-A)	--
Sean Mooney	12th Round (2019)	Wichita Wind Surge	Minnesota Twins (Double-A)	--
Joe Panik	1st Round (2011)	N/A	Retired (5/19/22)	6/21/14
Ethan Routzahn	U.F.A (2021)	San Antonio Missions	San Diego Padres (Double-A)	--
John Valente	21st Round (2018)	N/A	Retired (7/28/23)	--

## 2024 Results

Date	Opponent	Score	Inns	Overall	BIG EAST	Pitcher of record	Attend	Time
Feb 16, 2024	at #2 Florida	w 9-5	9	1-0-0	0-0-0	KOLHOSSER (W 1-0)	7898	2:47
Feb 23, 2024	at Houston	L 6-12	9	1-1-0	0-0-0	KOLHOSSER (L 1-1)	1265	3:05
Feb 24, 2024	at Houston	L 2-7	9	1-2-0	0-0-0	MASCIO (L 0-1)	1400	2:31
Feb 25, 2024	at Houston	w 11-6	9	2-2-0	0-0-0	ADAMS (W 1-0)	1402	3:41
Feb 27, 2024	at #15 Texas	L 4-15	9	2-3-0	0-0-0	BATUYIOS (L 0-1)	6961	3:27
Mar 01, 2024	at Sam Houston	w 4-0	9	3-3-0	0-0-0	KOLHOSSER (W 2-1)	760	2:32
Mar 02, 2024	at Sam Houston	L 8-12	9	3-4-0	0-0-0	MARINARO (L 0-1)	888	2:53
Mar 03, 2024	at Sam Houston	w 6-5	(10)	4-4-0	0-0-0	METTERT (W 1-0)	714	2:50
Mar 05, 2024	IONA	w 14-1	9	5-4-0	0-0-0	BATUYIOS (W 1-1)	73	3:00
Mar 08, 2024	HOFSTRA-1	w 3-2	9	6-4-0	0-0-0	KOLHOSSER (W 3-1)	179	2:20
Mar 08, 2024	HOFSTRA-2	w 10-1	9	7-4-0	0-0-0	MARINARO (W 1-1)	167	2:17
Mar 10, 2024	HOFSTRA	w 9-8	9	8-4-0	0-0-0	PESCA (W 1-0)	179	3:22
Mar 12, 2024	LIU	w 13-2	9	9-4-0	0-0-0	MARINARO (W 2-1)	149	2:48
Mar 13, 2024	STONY BROOK	w 9-8	9	10-4-0	0-0-0	BOYLE (W 1-0)	79	2:49
Mar 15, 2024	RIDER	w 19-3	9	11-4-0	0-0-0	KOLHOSSER (W 4-1)	87	2:54
Mar 16, 2024	RIDER	w 10-9	9	12-4-0	0-0-0	CHAFFEE (W 1-0)	163	2:47
Mar 17, 2024	RIDER	w 13-1	9	13-4-0	0-0-0	PESCA (W 2-0)	213	2:54
Mar 19, 2024	MANHATTAN	w 10-5	9	14-4-0	0-0-0	MARINARO (W 3-1)	117	2:28
Mar 20, 2024	WAGNER	w 8-2	9	15-4-0	0-0-0	WINN JR. (W 1-0)	109	2:42
Mar 22, 2024	FORDHAM	w 9-0	9	16-4-0	0-0-0	KOLHOSSER (W 5-1)	269	2:38
Mar 24, 2024	at Fordham	L 1-2	9	16-5-0	0-0-0	MARINARO (L 3-2)	211	2:24
Mar 25, 2024	FORDHAM	w 8-2	9	17-5-0	0-0-0	PESCA (W 3-0)	127	2:44
Mar 29, 2024	vs Winthrop	w 6-0	9	18-5-0	0-0-0	KOLHOSSER (W 6-1)	217	2:27
Mar 30, 2024	WINTHROP-1	w 18-4	7	19-5-0	0-0-0	PESCA (W 4-0)	219	2:45
Mar 30, 2024	WINTHROP-2	T 6-6	7	19-5-1	0-0-0	None	-	2:28
* Apr 05, 2024	at Villanova	w 13-7	9	20-5-1	1-0-0	KOLHOSSER (W 7-1)	175	3:07
* Apr 06, 2024	at Villanova	w 11-0	9	21-5-1	2-0-0	CHAFFEE (W 2-0)	143	3:00
* Apr 07, 2024	at Villanova	w 3-1	(13)	22-5-1	3-0-0	BOYLE (W 2-0)	237	4:51
* Apr 12, 2024	at Connecticut	L 4-11	9	22-6-1	3-1-0	CHASE (L 0-1)	779	3:00
* Apr 13, 2024	at Connecticut	w 15-7	9	23-6-1	4-1-0	CHAFFEE (W 3-0)	731	3:13
* Apr 14, 2024	at Connecticut	L 8-11	9	23-7-1	4-2-0	BOYLE (L 2-1)	865	3:13
Apr 16, 2024	COLUMBIA	L 9-11	9	23-8-1	4-2-0	WINN JR. (L 1-1)	227	3:07
* Apr 19, 2024	BUTLER	w 7-1	9	24-8-1	5-2-0	MARINARO (W 4-2)	247	2:30
* Apr 20, 2024	BUTLER	w 8-7	9	25-8-1	6-2-0	LAUSTEN (W 1-0)	267	3:05
* Apr 21, 2024	BUTLER	L 4-8	9	25-9-1	6-3-0	PESCA (L 4-1)	187	3:00
Apr 23, 2024	at Rutgers	L 0-15	9	25-10-1	6-3-0	RUIZ (L 0-1)	413	2:53
* Apr 26, 2024	at Xavier	L 3-4	9	25-11-1	6-4-0	CHASE (L 0-2)	283	2:31
* Apr 27, 2024	at Xavier	w 9-3	9	26-11-1	7-4-0	KOLHOSSER (W 8-1)	377	2:47
* Apr 28, 2024	at Xavier	w 6-3	9	27-11-1	8-4-0	MARINARO (W 5-2)	500	2:52
May 01, 2024	IONA	w 5-4	9	28-11-1	8-4-0	LAUSTEN (W 2-0)	147	2:58
* May 03, 2024	CREIGHTON	w 7-3	9	29-11-1	9-4-0	MARINARO (W 6-2)	267	2:41
* May 04, 2024	CREIGHTON-1	w 3-2	(10)	30-11-1	10-4-0	METTERT (W 1-0)	279	2:40
* May 04, 2024	CREIGHTON-2	w 7-1	9	31-11-1	11-4-0	PESCA (W 5-1)	-	2:18
May 07, 2024	FDU	L 1-3	9	31-12-1	11-4-0	ADAMS (L 1-1)	197	2:30
* May 11, 2024	at Seton Hall-1	L 1-3	(10)	31-13-1	11-5-0	LAUSTEN (L 2-1)	276	2:38
* May 11, 2024	at Seton Hall-2	w 7-3	9	32-13-1	12-5-0	CHASE (W 1-2)	286	2:10
* May 12, 2024	at Seton Hall	w 9-1	9	33-13-1	13-5-0	PESCA (W 6-1)	276	2:49
May 14, 2024	FAIRFIELD	L 4-5	9	33-14-1	13-5-0	SANZIO (L 0-1)	167	2:34
* May 16, 2024	GEORGETOWN	L 0-1	9	33-15-1	13-6-0	KOLHOSSER (L 8-2)	211	2:11
* May 17, 2024	GEORGETOWN	w 6-4	9	34-15-1	14-6-0	CUNNINGHAM (W 1-0)	279	2:46
* May 18, 2024	GEORGETOWN	L 0-3	9	34-16-1	14-7-0	METTERT (L 2-1)	367	2:33
May 22, 2024	vs Georgetown	w 11-9	9	35-16-1	14-7-0	ADAMS (W 2-1)	0	2:56
May 23, 2024	vs Xavier	w 8-7	9	36-16-1	14-7-0	ADAMS (W 3-1)	3480	11:4
May 25, 2024	vs Georgetown	w 4-2	9	37-16-1	14-7-0	KOLHOSSER (W 9-3)	3183	2:36

\* = Conference game

() extra inning game

## 2024 Statistics

Overall: 37-16-1 | Home: 21-6-1 | Away: 12-10 | Neutral: 4-0 | Conference: 14-7

Player	avg	gp-gs	ab	r	h	2b	3b	hr	rbi	tb	slg%	bb	hp	so	gdp	ob%	sf	sh	sb-att	po	a	e	fld%
KEENAN	.341	54-53	205	45	70	19	2	11	55	126	.615	24	4	60	3	.410	6	0	1-3	341	34	2	.995
MAYBERRY	.337	50-48	181	39	61	12	1	1	36	78	.431	32	5	27	1	.439	5	0	5-8	31	93	8	.939
SCAVELLI	.330	52-52	194	42	64	12	4	5	36	99	.510	28	5	46	4	.418	5	3	2-3	106	9	1	.991
HIGGINS	.289	28-25	97	12	28	5	1	2	25	41	.423	7	4	11	4	.355	2	0	0-1	203	11	1	.995
BEAUCHAMP	.286	52-52	192	52	55	16	1	6	36	91	.474	30	15	34	1	.418	2	4	17-21	100	0	0	1.000
TUCKER	.280	54-53	214	51	60	16	4	2	38	90	.421	32	9	38	4	.391	3	6	18-25	131	2	1	.993
BRIENZA	.280	53-53	182	38	51	6	4	1	28	68	.374	15	12	33	2	.370	2	9	11-11	118	127	2	.992
ORBON, L	.272	52-49	180	36	49	9	3	5	32	79	.439	20	7	60	3	.367	0	7	8-10	59	132	12	.941
ORBON, P.	.230	35-29	100	20	23	6	0	2	15	35	.350	19	7	32	0	.386	1	0	4-6	7	0	0	1.000
-----																							
AGRESTI	.317	12-12	41	9	13	4	0	1	8	20	.488	8	1	19	1	.431	1	0	1-1	100	3	2	.981
RAIFSTANGER	.259	16-7	27	7	7	1	0	1	3	11	.407	10	2	8	0	.487	0	0	0-0	7	14	3	.875
BERNARDINI	.259	17-5	27	9	7	0	0	3	11	16	.593	3	0	8	0	.323	1	0	1-1	9	0	0	1.000
FALCON	.229	22-13	48	4	11	1	0	0	7	12	.250	7	4	7	0	.367	1	0	0-0	0	3	0	1.000
COHALL	.194	10-7	31	2	6	3	0	0	4	9	.290	1	2	7	1	.265	0	0	0-0	53	2	1	.982
SAMEK	.191	19-10	47	7	9	2	1	1	6	16	.340	3	2	11	1	.269	0	0	0-0	53	1	2	.964
AUDE	.175	17-10	40	8	7	2	0	0	8	9	.225	9	0	10	1	.314	2	0	0-0	97	9	2	.981
JEREMIAH	.143	14-8	28	7	4	1	0	0	2	5	.179	5	1	7	0	.294	0	2	0-0	9	22	2	.939
LAUSTEN	.000	2-0	1	1	0	0	0	0	0	0	.000	0	0	0	0	.000	0	0	0-0	0	0	0	.000
Totals	.286	54	1835	389	525	115	21	41	350	805	.439	253	80	418	26	.390	31	31	68-90	1440	514	46	.977
Opponents	.251	54	1820	258	457	78	10	49	235	702	.386	239	70	410	28	.357	14	19	45-74	1394	483	73	.963

LOB - Team (447), Opp (464). DPs turned - Team (37), Opp (30).

### (All games Sorted by Earned run avg)

Player	era	w-l	app	gs	cg	sho	sv	ip	h	r	er	bb	so	2b	3b	hr	b/avg	wp	hp	bk	sfa	sha
MARINARO	2.56	6-2	20	1	0	0/0	0	45.2	26	13	13	15	57	7	0	4	.163	0	7	0	1	0
CUNNINGHAM	2.77	1-0	31	0	0	0/2	1	39.0	32	14	12	13	40	6	1	2	.219	1	8	0	1	1
PESCA	2.94	6-1	14	14	0	0/0	0	70.1	60	29	23	36	51	8	0	6	.227	3	11	0	0	2
ADAMS	3.31	3-1	27	0	0	0/3	0	32.2	23	12	12	22	21	4	0	0	.205	1	6	0	3	3
KOLHOSSER	3.61	9-2	14	11	0	0/3	0	67.1	67	28	27	24	44	7	4	5	.263	4	7	1	3	3
CHAFFEE	4.30	3-0	14	12	0	0/1	0	67.0	67	34	32	27	54	10	1	8	.264	4	11	0	1	2
-----																						
BOYLE	3.26	2-1	16	0	0	0/0	5	19.1	12	7	7	8	26	1	0	2	.174	1	4	0	0	1
LAUSTEN	3.95	2-1	14	0	0	0/0	1	13.2	12	6	6	12	14	5	0	1	.235	1	4	0	0	0
FALCON	4.05	0-0	8	0	0	0/0	0	13.1	17	10	6	4	8	4	0	1	.321	0	1	0	2	1
CHASE	4.71	1-2	8	5	0	0/2	1	21.0	30	13	11	6	18	5	0	6	.345	1	1	0	0	2
METTERT	5.40	2-1	19	0	0	0/1	6	21.2	19	16	13	17	29	4	1	1	.232	3	3	0	0	1
SANZIO	5.56	0-1	11	0	0	0/0	0	11.1	14	10	7	17	10	2	0	2	.304	1	0	0	1	2
MASCIO	6.75	0-1	1	1	0	0/0	0	4.0	5	3	3	1	1	0	0	1	.357	0	0	0	0	0
WINN JR.	7.46	1-1	16	4	0	0/1	0	25.1	41	23	21	7	13	11	2	3	.353	1	4	0	0	0
BATUYIOS	9.60	1-1	8	3	0	0/0	0	15.0	13	18	16	16	17	2	0	3	.241	5	2	0	1	1
CASTELLUCCIO	9.90	0-0	6	1	0	0/0	0	10.0	17	15	11	7	7	2	1	4	.378	2	0	0	1	0
RUIZ	18.90	0-1	4	2	0	0/0	0	3.1	2	7	7	7	0	0	0	0	.167	0	1	0	0	0
Totals	4.26	37-16	54	54	0	4/4	14	480.0	457	258	227	239	410	78	10	49	.251	28	70	1	14	19
Opponents	6.24	16-37	54	54	0	3/3	7	464.2	525	389	322	253	418	115	21	41	.286	54	80	5	31	31

PB - Team (9), KEENAN 6, AUDE 3, Opp (9). Pickoffs - Team (3), KOLHOSSER 1, CHAFFEE 1, FALCON 1, Opp (10).



2024 Conference Stats

Record: 14-7 Home: 6-3 Away: 8-4 BIG EAST: 14-7

Player	avg	gp-gs	ab	r	h	2b	3b	hr	rbi	tb	slg%	bb	hp	so	gdp	ob%	sf	sh	sb-att	po	a	e	fld%
SCAVELLI	.341	21-21	82	19	28	3	2	4	12	47	.573	11	1	21	1	.426	0	0	1-1	46	3	0	1.000
HIGGINS	.303	18-17	66	8	20	2	1	2	19	30	.455	4	3	11	3	.365	1	0	0-1	150	4	1	.994
TUCKER	.295	21-21	88	16	26	5	2	1	14	38	.432	10	3	13	2	.382	1	3	6-9	47	1	1	.980
MAYBERRY	.277	20-20	83	14	23	5	0	0	8	28	.337	9	0	14	0	.340	2	0	0-1	15	41	4	.933
KEENAN	.259	21-21	81	16	21	5	0	4	17	38	.469	9	1	24	1	.330	3	0	1-2	161	15	1	.994
BEAUCHAMP	.253	21-21	83	16	21	6	0	2	15	33	.398	13	4	18	0	.373	2	1	6-8	44	0	0	1.000
BRIENZA	.240	21-21	75	10	18	3	0	0	7	21	.280	7	2	16	1	.321	0	3	2-2	43	51	0	1.000
ORBON, L	.200	21-21	75	11	15	2	1	1	9	22	.293	7	2	25	1	.286	0	6	2-3	26	56	6	.932
-----																							
RAIFSTANGER	.429	4-1	7	3	3	1	0	1	1	7	1.000	2	0	2	0	.556	0	0	0-0	4	2	1	.857
FALCON	.250	11-8	24	2	6	1	0	0	3	7	.292	3	2	4	0	.367	1	0	0-0	0	0	0	.000
ORBON, P.	.242	13-11	33	5	8	3	0	0	4	11	.333	7	4	12	0	.422	1	0	2-4	0	0	0	.000
SAMEK	.227	7-4	22	4	5	1	0	1	2	9	.409	1	0	5	0	.261	0	0	0-0	28	1	0	1.000
JEREMIAH	.167	2-2	6	3	1	0	0	0	0	1	.167	1	0	1	0	.286	0	1	0-0	2	2	1	.800
AUDE	.000	2-0	1	0	0	0	0	0	0	0	.000	2	0	0	0	.667	0	0	0-0	5	0	0	1.000
BERNARDINI	.000	4-0	0	3	0	0	0	0	0	0	.000	0	0	0	0	.000	0	0	0-0	1	0	0	1.000
LAUSTEN	.000	1-0	0	1	0	0	0	0	0	0	.000	0	0	0	0	.000	0	0	0-0	0	0	0	.000
Totals	.269	21	726	131	195	37	6	16	111	292	.402	86	22	166	9	.359	11	14	20-31	576	202	19	.976
Opponents	.245	21	730	84	179	26	3	23	75	280	.384	78	29	166	8	.341	1	10	8-20	567	200	36	.955

LOB - Team (161), Opp (188). DPs turned - Team (12), Opp (11).

(BIG EAST games only Sorted by Earned run avg)

Player	era	w-l	app	gs	cg	sho	sv	ip	h	r	er	bb	so	2b	3b	hr	b/avg	wp	hp	bk	sfa	sha
PESCA	2.04	2-1	7	7	0	0/0	0	35.1	30	12	8	17	26	5	0	1	.227	1	7	0	0	2
CHAFEE	3.69	2-0	7	7	0	0/1	0	39.0	39	17	16	14	28	5	0	7	.258	2	3	0	0	1
-----																						
WINN JR.	0.00	0-0	2	0	0	0/1	0	2.1	2	0	0	1	1	0	0	0	.222	1	0	0	0	0
FALCON	0.00	0-0	1	0	0	0/0	0	1.0	1	0	0	0	0	0	0	0	.333	0	0	0	0	0
MARINARO	1.35	3-0	8	0	0	0/0	0	20.0	7	3	3	5	23	2	0	1	.106	0	4	0	0	0
CUNNINGHAM	2.95	1-0	12	0	0	0/0	1	18.1	20	7	6	5	20	3	1	1	.270	1	2	0	1	0
ADAMS	3.12	0-0	9	0	0	0/0	0	8.2	6	3	3	3	5	1	0	0	.194	0	5	0	0	1
BOYLE	3.68	1-1	5	0	0	0/0	2	7.1	3	3	3	3	10	0	0	1	.125	0	2	0	0	1
LAUSTEN	4.50	1-1	6	0	0	0/0	1	6.0	6	3	3	6	6	1	0	1	.273	0	0	0	0	0
KOLHOSSER	4.58	2-1	5	3	0	0/0	0	19.2	22	10	10	2	13	2	1	3	.278	2	2	0	0	1
METTERT	4.91	1-1	8	0	0	0/0	2	11.0	8	8	6	9	14	2	1	0	.200	2	3	0	0	1
CHASE	5.21	1-2	6	4	0	0/1	1	19.0	30	13	11	6	16	5	0	6	.370	1	1	0	0	2
SANZIO	7.71	0-0	2	0	0	0/0	0	2.1	3	3	2	4	2	0	0	1	.300	0	0	0	0	1
CASTELLUCCIO	9.00	0-0	1	0	0	0/0	0	2.0	2	2	2	3	2	0	0	1	.250	0	0	0	0	0
Totals	3.42	14-7	21	21	0	1/1	7	192.0	179	84	73	78	166	26	3	23	.245	10	29	0	1	10
Opponents	4.62	7-14	21	21	0	2/2	4	189.0	195	131	97	86	166	37	6	16	.269	16	22	1	11	14

PB - Team (4), KEENAN 4, Opp (6). Pickoffs - Team (1), CHAFEE 1, Opp (3).

## Last 5 Games

Record: 4-1 Home: 1-1 Away: 0-0 Neutral: 3-0 BIG EAST: 1-1

Player	avg	gp-gs	ab	r	h	2b	3b	hr	rbi	tb	slg%	bb	hp	so	gdp	ob%	sf	sh	sb-att	po	a	e	fld%
KEENAN	.471	5-5	17	4	8	1	0	2	7	15	.882	1	0	2	0	.474	1	0	0-0	41	1	0	1.000
BRIENZA	.308	5-5	13	2	4	0	0	0	0	4	.308	2	1	1	0	.438	0	3	0-0	9	9	1	.947
HIGGINS	.300	5-5	20	2	6	1	0	0	3	7	.350	1	0	0	2	.333	0	0	0-0	38	4	1	.977
ORBON, L	.286	5-5	14	4	4	0	0	1	3	7	.500	4	1	5	0	.474	0	0	3-3	5	20	0	1.000
SCAVELLI	.267	5-5	15	6	4	0	1	0	3	6	.400	4	1	5	0	.409	2	1	0-0	15	0	0	1.000
BEAUCHAMP	.214	5-5	14	6	3	0	0	1	3	6	.429	5	2	0	0	.476	0	0	1-1	5	0	0	1.000
MAYBERRY	.190	5-5	21	1	4	0	0	0	4	4	.190	1	0	4	0	.227	0	0	0-1	5	11	0	1.000
ORBON, P.	.167	5-5	18	1	3	1	0	0	1	4	.222	1	1	7	0	.250	0	0	1-1	0	0	0	.000
TUCKER	.150	5-5	20	3	3	1	1	0	3	6	.300	3	0	5	2	.261	0	0	0-1	9	0	0	1.000
AUDE	.000	1-0	1	0	0	0	0	0	0	0	.000	2	0	0	0	.667	0	0	0-0	4	0	0	1.000
Totals	.255	5	153	29	39	4	2	4	27	59	.386	24	6	29	4	.371	3	4	5-7	135	48	4	.979
Opponents	.254	5	169	25	43	3	1	6	22	66	.391	27	9	44	4	.383	1	4	3-4	124	49	8	.956

LOB - Team (37), Opp (50). DPs turned - Team (5), Opp (5).

### (Last 5 Sorted by Earned run avg)

Player	era	w-l	app	gs	cg	sho	sv	ip	h	r	er	bb	so	2b	3b	hr	b/avg	wp	hp	bk	sfa	sha
ADAMS	0.00	2-0	4	0	0	0/0	0	5.2	3	0	0	2	3	0	0	0	.167	0	0	0	0	0
WINN JR.	0.00	0-0	1	0	0	0/0	0	2.0	2	0	0	1	1	0	0	0	.250	1	0	0	0	0
FALCON	0.00	0-0	1	0	0	0/0	0	1.0	1	0	0	0	0	0	0	0	.333	0	0	0	0	0
LAUSTEN	0.00	0-0	1	0	0	0/0	0	1.0	1	0	0	2	2	0	0	0	.250	0	0	0	0	0
SANZIO	0.00	0-0	1	0	0	0/0	0	1.0	0	0	0	2	0	0	0	0	.000	0	0	0	0	1
CHAFFEE	4.22	0-0	2	2	0	0/0	0	10.2	8	5	5	5	11	0	0	3	.211	1	2	0	0	1
METTERT	4.50	0-1	2	0	0	0/0	1	2.0	2	3	1	1	4	0	0	0	.286	1	2	0	0	1
KOLHOSSER	4.91	1-0	2	1	0	0/0	0	7.1	5	4	4	4	4	0	0	1	.200	0	2	0	1	1
CUNNINGHAM	6.35	1-0	4	0	0	0/0	0	5.2	5	5	4	4	6	1	1	0	.238	1	3	0	0	0
MARINARO	6.75	0-0	1	0	0	0/0	0	1.1	3	1	1	1	3	1	0	1	.429	0	0	0	0	0
PESCA	7.20	0-0	2	2	0	0/0	0	5.0	9	4	4	4	5	1	0	0	.375	0	0	0	0	0
BOYLE	11.57	0-0	2	0	0	0/0	1	2.1	4	3	3	1	5	0	0	1	.364	0	0	0	0	0
Totals	4.40	4-1	5	5	0	0/0	2	45.0	43	25	22	27	44	3	1	6	.254	4	9	0	1	4
Opponents	4.35	1-4	5	5	0	1/1	1	41.1	39	29	20	24	29	4	2	4	.255	3	6	0	3	4

PB - Team (1), KEENAN 1. Pickoffs - Team (0), Opp (1).

## Last 10 Games

Record: 6-4 Home: 1-3 Away: 2-1 Neutral: 3-0 BIG EAST: 3-3

Player	avg	gp-gs	ab	r	h	2b	3b	hr	rbi	tb	slg%	bb	hp	so	gdp	ob%	sf	sh	sb-att	po	a	e	fld%
-----																							
KEENAN	.432	10-10	37	7	16	2	0	2	13	24	.649	2	0	8	0	.439	2	0	0-1	70	3	0	1.000
BERNARDINI	.333	1-1	3	1	1	0	0	1	3	4	.333	0	0	1	0	.250	1	0	0-0	2	0	0	1.000
HIGGINS	.297	9-9	37	4	11	2	1	0	6	15	.405	1	0	4	2	.316	0	0	0-0	72	4	1	.987
ORBON, L	.290	10-10	31	6	9	0	0	1	4	12	.387	5	1	10	0	.405	0	1	3-3	10	30	2	.952
ORBON, P.	.286	9-8	28	3	8	3	0	0	2	11	.393	4	1	9	0	.394	0	0	1-2	7	0	0	1.000
SCAVELLI	.278	10-10	36	9	10	2	1	0	5	14	.389	6	1	12	1	.378	2	1	0-0	35	1	0	1.000
FALCON	.250	2-2	4	0	1	0	0	0	1	1	.250	0	0	1	0	.200	1	0	0-0	0	0	0	.000
BEAUCHAMP	.212	10-10	33	8	7	1	0	1	5	11	.333	6	2	5	0	.357	1	1	6-6	20	0	0	1.000
TUCKER	.171	10-9	35	6	6	1	1	0	3	9	.257	6	1	11	2	.310	0	1	0-2	17	1	0	1.000
BRIENZA	.167	10-10	30	3	5	0	0	0	0	5	.167	3	1	6	0	.265	0	3	1-1	14	20	1	.971
MAYBERRY	.154	10-10	39	3	6	1	0	0	6	7	.179	5	0	7	1	.244	1	0	0-2	8	22	1	.968
AUDE	.000	2-1	4	0	0	0	0	0	0	0	.000	3	0	0	0	.429	0	0	0-0	12	2	0	1.000
SAMEK	.000	1-0	2	0	0	0	0	0	0	0	.000	0	0	1	0	.000	0	0	0-0	0	0	0	.000
Totals	.251	10	319	50	80	12	3	5	48	113	.354	41	7	75	6	.341	8	7	11-17	271	94	7	.981
Opponents	.220	10	327	38	72	10	1	9	34	111	.339	37	14	81	7	.323	3	5	5-8	262	93	15	.959

LOB - Team (70), Opp (77). DPs turned - Team (8), Opp (7).

### (Last 10 Sorted by Earned run avg)

Player	era	w-l	app	gs	cg	sho	sv	ip	h	r	er	bb	so	2b	3b	hr	b/avg	wp	hp	bk	sfa	sha
-----																						
SANZIO	0.00	0-1	2	0	0	0/0	0	2.0	3	2	0	2	2	0	0	0	.375	0	0	0	1	2
RUIZ	0.00	0-0	1	0	0	0/0	0	1.0	0	0	0	0	0	0	0	0	.000	0	0	0	0	0
FALCON	0.00	0-0	1	0	0	0/0	0	1.0	1	0	0	0	0	0	0	0	.333	0	0	0	0	0
BATUYIOS	0.00	0-0	1	0	0	0/0	0	1.0	0	0	0	1	1	0	0	0	.000	0	0	0	0	0
MARINARO	1.00	0-0	3	0	0	0/0	0	9.0	5	1	1	2	11	1	0	1	.167	0	2	0	0	0
WINN JR.	2.25	0-0	2	1	0	0/0	0	4.0	4	1	1	1	1	1	0	0	.250	1	0	0	0	0
ADAMS	2.35	2-0	6	0	0	0/0	0	7.2	6	2	2	2	4	2	0	0	.240	0	0	0	1	0
METTERT	2.70	0-1	3	0	0	0/0	1	3.1	2	3	1	2	7	0	0	0	.182	1	2	0	0	1
CHAFFEE	3.00	0-0	3	3	0	0/0	0	18.0	13	7	6	5	14	2	0	3	.200	1	2	0	0	1
KOLHOSSER	3.45	1-1	4	3	0	0/0	0	15.2	12	6	6	5	11	1	0	2	.211	1	3	0	1	1
PESCA	3.86	1-0	3	3	0	0/0	0	11.2	12	5	5	6	8	2	0	0	.267	0	2	0	0	0
CUNNINGHAM	4.15	1-0	6	0	0	0/0	0	8.2	6	5	4	5	11	1	1	0	.194	1	3	0	0	0
BOYLE	6.23	0-0	4	0	0	0/0	1	4.1	5	3	3	1	8	0	0	1	.278	0	0	0	0	0
LAUSTEN	7.71	0-1	3	0	0	0/0	0	2.1	2	2	2	5	3	0	0	1	.222	0	0	0	0	0
CHASE	13.50	1-0	1	0	0	0/0	0	0.2	1	1	1	0	0	0	0	1	.333	0	0	0	0	0
Totals	3.19	6-4	10	10	0	0/0	2	90.1	72	38	32	37	81	10	1	9	.220	5	14	0	3	5
Opponents	4.12	4-6	10	10	0	2/2	3	87.1	80	50	40	41	75	12	3	5	.251	5	7	0	8	7

PB - Team (1), KEENAN 1. Pickoffs - Team (0), Opp (2).





**0**  
**Kyle Chase**  
 R-Fr. • RHP/OF • R/R  
 6-1/200  
 Levittown, N.Y.  
 St. John's the Baptist

Year	ERA	W	L	App	GS	CG	SHO	CBO	SV	IP	H	R	ER	BB	SO	2B	3B	HR	BF	B/Avg	WP	HBP	BK	SFA	SHA
2023	0.00	0	0	0	0	0	0	0	0	0.0	0	0	0	0	0	0	0	0	0	.000	0	0	0	0	0
2024	4.71	1	2	8	5	0	0	2	1	21.0	30	13	11	6	18	5	0	6	96	.345	1	1	0	0	2
TOTAL	4.71	1	2	8	5	0	0	2	1	21.0	30	13	11	6	18	5	0	6	96	.345	1	1	0	0	2

## SINGLE-GAME HIGHS:

Innings Pitched: 5.0, vs. Butler (April 19)  
 Strikeouts: 5, 2x, last vs. Butler (April 19)

## AWARDS/HONORS:



**2**  
**Jace Jeremiah Jr.**  
 Jr. • INF • R/R  
 5-9/175  
 San Mateo, Calif.  
 Skyline

Year	Avg.	GP	GS	AB	R	H	2B	3B	HR	RBI	TB	SLG%	BB	HBP	SO	GDP	OB%	SF	SH	SB	ATT	PO	A	E	FLD%
2023	.220	51	51	186	26	41	8	1	0	30	51	.274	16	2	37	4	.286	2	5	2	2	74	134	15	.933
2024	.143	14	8	28	7	4	1	0	0	2	5	.179	5	1	7	0	.294	0	2	0	0	9	22	2	.939
TOTAL	.210	65	59	214	33	45	9	1	0	32	56	.262	21	3	44	4	.288	2	7	2	2	83	156	17	.934

Year	Avg.	GP	GS	AB	R	H	2B	3B	HR	RBI	TB	SLG%	BB	HBP	SO	GDP	OB%	SF	SH	SB	ATT	PO	A	E	FLD%
2022*	.333	42	42	165	55	55	13	2	6	41	90	.545	27	1	24	3	.421	4	4	17	20	61	126	7	.964
TOTAL	.333	42	42	165	55	55	13	2	6	41	90	.545	27	1	24	3	.421	4	4	17	20	61	126	7	.964

\* with Skyline College (NJCAA)

## SINGLE-GAME HIGHS:

Hits: 4, vs. Quinnipiac (March 19, 2023)  
 RBI: 4, vs. Iona (May 3, 2023)  
 Runs scored: 2, vs. Quinnipiac (March 18, 2023)

## AWARDS/HONORS:



**3**  
**Aidan Cohall**  
 So. • OF/1B • L/R  
 6-1/200  
 Cortlandt Manor, N.Y.  
 Walter Panas

Year	Avg.	GP	GS	AB	R	H	2B	3B	HR	RBI	TB	SLG%	BB	HBP	SO	GDP	OB%	SF	SH	SB	ATT	PO	A	E	FLD%
2023	.000	0	0	0	0	0	0	0	0	0	0	.000	0	0	0	0	.000	0	0	0	0	0	0	0	0.000
2024	.194	10	7	31	2	6	3	0	0	4	9	.290	1	2	7	1	.265	0	0	0	0	53	2	1	.982
TOTAL	.194	10	7	31	2	6	3	0	0	4	9	.290	1	2	7	1	.265	0	0	0	0	53	2	1	.982

## SINGLE-GAME HIGHS:

Hits: 2, vs. LIU (March 12)  
 RBI: 2, vs. LIU (March 12)  
 Runs scored: 1, vs. LIU (March 12)

## AWARDS/HONORS:



**4**  
**Cristian Bernardini**  
 Fr. • OF • R/R  
 6-1/175  
 Manalapan, N.J.  
 Manalapan

Year	Avg.	GP	GS	AB	R	H	2B	3B	HR	RBI	TB	SLG%	BB	HBP	SO	GDP	OB%	SF	SH	SB	ATT	PO	A	E	FLD%
2024	.259	17	5	27	9	7	0	0	3	11	16	.593	3	0	8	0	.323	1	0	1	1	9	0	0	1.000
TOTAL	.259	17	5	27	9	7	0	0	3	11	16	.593	3	0	8	0	.323	1	0	1	1	9	0	0	1.000

## SINGLE-GAME HIGHS:

Hits: 4, vs. LIU (March 12)  
 RBI: 3, 3x, last vs. Fairfield (May 14)  
 Runs scored: 2, vs. Wagner (March 20)

## AWARDS/HONORS:



**5**  
**AJ Lausten**  
R-Fr. • INF/LHP • L/R  
5-11/165  
Hartford, Wis.  
Hartford

Year	Avg.	GP	GS	AB	R	H	2B	3B	HR	RBI	TB	SLG%	BB	HBP	SO	GDP	OB%	SF	SH	SB	ATT	PO	A	E	FLD%
2023	.000	0	0	0	0	0	0	0	0	0	0	.000	0	0	0	0	.000	0	0	0	0	0	0	0	.000
2024	.000	2	0	1	1	0	0	0	0	0	0	.000	0	0	0	0	.000	0	0	0	0	0	0	0	.000
TOTAL	.000	2	0	1	1	0	0	0	0	0	0	.000	0	0	0	0	.000	0	0	0	0	0	0	0	.000

**SINGLE-GAME HIGHS:**

Hits:  
RBI:  
Runs scored: 1, at Villanova (April 7)

Year	ERA	W	L	App	GS	CG	SHO	CBO	SV	IP	H	R	ER	BB	SO	2B	3B	HR	BF	B/Avg	WP	HBP	BK	SFA	SHA
2023	0.00	0	0	0	0	0	0	0	0	0.0	0	0	0	0	0	0	0	0	0	.000	0	0	0	0	0
2024	3.95	2	1	14	0	0	0	0	1	13.2	12	6	6	12	14	5	0	1	67	.235	1	4	0	0	0
TOTAL	3.95	2	1	14	0	0	0	0	1	13.2	12	6	6	12	14	5	0	1	67	.235	1	4	0	0	0

**SINGLE-GAME HIGHS:**

Innings Pitched: 2.1, vs. Butler (4/20)  
Strikeouts: 4, vs. Butler (4/20)

**AWARDS/HONORS:**



**6**  
**Jackson Tucker**  
Jr. • OF • R/R  
6-0/185  
Staten Island, N.Y.  
St. Joe's by The Sea

Year	Avg.	GP	GS	AB	R	H	2B	3B	HR	RBI	TB	SLG%	BB	HBP	SO	GDP	OB%	SF	SH	SB	ATT	PO	A	E	FLD%
2022	.283	51	50	187	43	53	5	2	2	23	68	.364	29	7	42	1	.396	2	6	17	20	117	3	5	.960
2023	.294	47	44	160	37	47	7	4	2	17	68	.425	19	7	33	3	.388	2	5	25	31	97	4	4	.962
2024	.280	54	53	214	51	60	16	4	2	38	90	.421	32	9	38	4	.391	3	6	18	25	131	2	1	.993
TOTAL	.285	152	147	561	131	160	28	10	6	78	226	.403	80	23	113	8	.392	7	17	60	76	345	9	10	.973

**SINGLE-GAME HIGHS:**

Hits: 4, 2x, last at Quinnipiac (March 18, 2023)  
RBI: 3, vs. Seton Hall (April 16, 2023)  
Runs scored: 3, 3x, last vs. Rider (March 15)

**AWARDS/HONORS:**

BIG EAST Weekly Honor Roll (May 22, 2023)  
BIG EAST Weekly Honor Roll (March 20, 2023)



**7**  
**Luke Orbon**  
Jr. • IF • L/R  
6-0/210  
New Hyde Park, N.Y.  
New Hyde Park

Year	Avg.	GP	GS	AB	R	H	2B	3B	HR	RBI	TB	SLG%	BB	HBP	SO	GDP	OB%	SF	SH	SB	ATT	PO	A	E	FLD%
2022	.321	16	14	56	7	18	3	0	2	8	27	.482	3	0	11	0	.356	0	0	0	1	18	28	4	.920
2023	.341	36	31	132	27	45	6	2	0	27	55	.417	7	10	23	0	.411	2	2	2	4	58	38	2	.980
2024	.272	52	49	180	36	49	9	3	5	32	79	.439	20	7	60	3	.367	0	7	8	10	59	132	12	.941
TOTAL	.304	104	94	368	70	112	18	5	7	67	161	.438	30	17	94	3	.381	2	9	10	15	135	198	18	.949

**SINGLE-GAME HIGHS:**

Hits: 5, at William & Mary (March 31, 2023)  
RBI: 3, 4x, last vs. Iona (May 1)  
Runs scored: 3, 2x, last vs. Rider (March 17)

**AWARDS/HONORS:**

2024 BIG EAST All-Tournament Team



**8**  
**Adam Agresti**  
Fr. • C/UTIL • R/R  
6-3/230  
Yorktown, N.Y.  
Kennedy Catholic

Year	Avg.	GP	GS	AB	R	H	2B	3B	HR	RBI	TB	SLG%	BB	HBP	SO	GDP	OB%	SF	SH	SB	ATT	PO	A	E	FLD%
2024	.317	12	12	41	9	13	4	0	1	8	20	.488	8	1	19	1	.431	1	0	1	1	100	3	2	.981
TOTAL	.317	12	12	41	9	13	4	0	1	8	20	.488	8	1	19	1	.431	1	0	1	1	100	3	2	.981

**SINGLE-GAME HIGHS (Hitting):**

Hits: 4, at Sam Houston (March 3)  
RBI: 2, last at Houston (Feb. 25)  
Runs scored: 2, last at Houston (Feb. 25)



**9**  
**Garrett Scavelli**

Sr. • OF • R/R  
5-10/195  
Franklin Square, N.Y.  
Molloy College

Year	Avg.	GP	GS	AB	R	H	2B	3B	HR	RBI	TB	SLG%	BB	HBP	SO	GDP	OB%	SF	SH	SB	ATT	PO	A	E	FLD%
2024	.330	52	52	194	42	64	12	4	5	36	99	.510	28	5	46	4	.418	5	3	2	3	106	9	1	.991
TOTAL	.330	52	52	194	42	64	12	4	5	36	99	.510	28	5	46	4	.418	5	3	2	3	106	9	1	.991

Year	Avg.	GP	GS	AB	R	H	2B	3B	HR	RBI	TB	SLG%	BB	HBP	SO	GDP	OB%	SF	SH	SB	ATT	PO	A	E	FLD%
2021*	.358	29	28	95	25	34	6	3	2	26	53	.547	19	2	20	2	.462	3	1	9	10	57	0	0	1.000
2022*	.312	44	43	157	36	49	14	1	4	25	77	.490	32	1	38	3	.425	3	2	12	15	124	4	1	.992
2023*	.391	51	51	202	60	79	19	5	6	46	126	.624	29	8	31	2	.481	2	3	15	16	115	2	4	.967
TOTAL	.357	124	122	454	121	162	39	9	12	97	256	.458	80	11	89	7	.562	8	6	36	41	296	6	5	.984

\* with Molloy College (DII)

## SINGLE-GAME HIGHS:

Hits: 4, 5x, last vs. Caldwell (April 26, 2022)  
RBI: 6, at Franklin Pierce (May 27, 2021)  
Runs scored: 3, 11x, last at UConn (April 13)

## AWARDS/HONORS:

2024 BIG EAST All-Tournament Team  
2024 All-BIG EAST First Team



**10**  
**Dylan Johnson**

Jr. • RHP • R/R  
6-2/200  
Selden, N.Y.  
Newfield

Year	ERA	W	L	App	GS	CG	SHO	CBO	SV	IP	H	R	ER	BB	SO	2B	3B	HR	BF	B/Avg	WP	HBP	BK	SFA	SHA
2022	4.94	3	2	20	9	0	0	1	0	54.2	60	40	30	33	46	15	1	3	261	.274	18	6	0	0	3
2023	7.62	2	3	16	2	0	0	0	0	26.0	32	25	22	10	17	8	0	1	126	.294	6	6	0	1	0
2024	0.00	0	0	0	0	0	0	0	0	0.0	0	0	0	0	0	0	0	0	0	.000	0	0	0	0	0
TOTAL	5.91	5	5	36	11	0	0	1	0	80.2	92	64	52	43	63	23	1	4	387	0.568	24	12	0	1	3

## SINGLE-GAME HIGHS:

Innings Pitched: 5.0, 2x, last vs. Georgetown (May 14, 2022)  
Strikeouts: 7 vs. Creighton (April 16, 2022-Game Two)

## AWARDS/HONORS:

2022 D1Baseball BIG EAST Preseason Freshman of the Year



**13**  
**Cole LeClair**

Fr. • INF • L/R  
6-2/190  
Toronto, Ontario  
Upper Canada College

Year	Avg.	GP	GS	AB	R	H	2B	3B	HR	RBI	TB	SLG%	BB	HBP	SO	GDP	OB%	SF	SH	SB	ATT	PO	A	E	FLD%
2024	.000	0	0	0	0	0	0	0	0	0	0	.000	0	0	0	0	.000	0	0	0	0	0	0	0	0.000
TOTAL	.000	0	0	0	0	0	0	0	0	0	0	.000	0	0	0	0	.000	0	0	0	0	0	0	0	0.000

## SINGLE-GAME HIGHS:

Hits:  
RBI:  
Runs scored:

## AWARDS/HONORS:



**14**  
**Ben Adams**

Sr. • LHP • R/L  
6-2/190  
Ottawa, Ont.  
Vauxhall

Year	ERA	W	L	App	GS	CG	SHO	CBO	SV	IP	H	R	ER	BB	SO	2B	3B	HR	BF	B/Avg	WP	HBP	BK	SFA	SHA
2021	10.64	0	1	9	0	0	0	0	0	11.0	14	15	13	10	7	3	0	0	60	.326	2	2	1	2	3
2022	7.60	1	3	22	4	0	0	0	0	45.0	61	51	38	22	33	11	0	7	231	.316	6	12	0	3	1
2023	2.48	4	0	19	0	0	0	0	1	36.1	34	14	10	25	28	5	0	2	161	.258	3	1	0	2	1
2024	3.31	3	1	27	0	0	0	3	0	32.2	23	12	12	22	21	4	0	0	146	.205	1	6	0	3	3
TOTAL	5.26	8	5	77	4	0	0	3	1	125.0	132	92	73	79	89	23	0	9	598	.275	12	21	1	10	8

## SINGLE-GAME HIGHS:

Innings pitched: 4.1, at Oregon (Feb. 26, 2022)  
Strikeouts: 4, 2x, last at LIU (March 15, 2023)

## AWARDS/HONORS:

BIG EAST Weekly Honor Roll (May 22, 2023)  
BIG EAST Pitcher of the Week (Feb. 19)





**15**  
**Grant Russo**  
Fr. • C/OF • S/R  
5-9/175  
Hazelton, Pa.  
Hazelton Area

Year	Avg.	GP	GS	AB	R	H	2B	3B	HR	RBI	TB	SLG%	BB	HBP	SO	GDP	OB%	SF	SH	SB	ATT	PO	A	E	FLD%
2024	.000	0	0	0	0	0	0	0	0	0	0	.000	0	0	0	0	.000	0	0	0	0	0	0	0	0.000
TOTAL	.000	0	0	0	0	0	0	0	0	0	0	.000	0	0	0	0	.000	0	0	0	0	0	0	0	0.000

**SINGLE-GAME HIGHS:**  
Hits:  
RBI:  
Runs scored:

**AWARDS/HONORS:**



**16**  
**Brady Clark**  
Fr. • RHP • R/R  
6-3/205  
Bayport, N.Y.  
Bayport-Blue Point

Year	ERA	W	L	App	GS	CG	SHO	CBO	SV	IP	H	R	ER	BB	SO	2B	3B	HR	BF	B/Avg	WP	HBP	BK	SFA	SHA
2024	0.00	0	0	0	0	0	0	0	0	0.0	0	0	0	0	0	0	0	0	0	.000	0	0	0	0	0
TOTAL	0.00	0	0	0	0	0	0	0	0	0.0	0	0	0	0	0	0	0	0	0	.000	0	0	0	0	0

**SINGLE-GAME HIGHS:**  
Innings Pitched:  
Strikeouts:

**AWARDS/HONORS:**



**17**  
**Louis Marinaro**  
So. • LHP • L/L  
6-1/200  
Croton on Hudson, N.Y.  
JFK Catholic

Year	ERA	W	L	App	GS	CG	SHO	CBO	SV	IP	H	R	ER	BB	SO	2B	3B	HR	BF	B/Avg	WP	HBP	BK	SFA	SHA
2023	6.21	1	1	19	0	0	0	0	0	29.0	35	24	20	19	41	4	0	3	139	.307	4	2	0	2	2
2024	2.56	6	2	20	1	0	0	0	0	45.2	26	13	13	15	57	7	0	4	183	.163	0	7	0	1	0
TOTAL	3.98	7	3	39	1	0	0	0	0	74.2	61	37	33	34	98	11	0	7	322	.223	4	9	0	3	2

**SINGLE-GAME HIGHS:**  
Innings Pitched: 4.0, vs. Georgetown (May 16)  
Strikeouts: 5, at Sam Houston (March 2)

**AWARDS/HONORS:**  
2024 All-BIG EAST Second Team  
BIG EAST Weekly Honor Roll (May 20)  
BIG EAST Weekly Honor Roll (March 18)



**18**  
**Evan Chaffee**  
R-Fr. • LHP • L/L  
6-1/185  
Hamburg, N.Y.  
Alabama

Year	ERA	W	L	App	GS	CG	SHO	CBO	SV	IP	H	R	ER	BB	SO	2B	3B	HR	BF	B/Avg	WP	HBP	BK	SFA	SHA
2023*	0.00	0	0	0	0	0	0	0	0	0.0	0	0	0	0	0	0	0	0	0	.000	0	0	0	0	0
2024	4.30	3	0	14	12	0	0	1	0	67.0	67	34	32	27	54	10	1	8	295	.264	4	11	0	1	2
TOTAL	4.30	3	0	14	12	0	0	1	0	67.0	67	34	32	27	54	10	1	8	295	.264	4	11	0	1	2

*\*redshirt season with Alabama*

**SINGLE-GAME HIGHS:**  
Innings Pitched: 7.1, at Seton Hall (May 11 - Game 2)  
Strikeouts: 8, vs. Creighton - Game 1 (May 4)

**AWARDS/HONORS:**  
2024 BIG EAST All-Tournament Team  
BIG EAST Pitcher of the Week (May 13)  
BIG EAST Weekly Honor Roll (May 6)



**20**  
**Blake Mayberry**  
R-Sr. • INF • R/R  
6-0/175  
Philadelphia, Pa.  
Harford CC

Year	Avg.	GP	GS	AB	R	H	2B	3B	HR	RBI	TB	SLG%	BB	HBP	SO	GDP	OB%	SF	SH	SB	ATT	PO	A	E	FLD%
2023	.341	17	6	41	12	14	2	0	2	11	22	.537	1	1	7	0	.364	1	0	0	0	2	5	0	1.000
2024	.337	50	48	181	39	61	12	1	1	36	78	.431	32	5	27	1	.439	5	0	5	8	31	93	8	.939
TOTAL	.338	67	54	222	51	75	14	1	3	47	100	.450	33	6	34	1	.427	6	0	5	8	33	98	8	.942

Year	Avg.	GP	GS	AB	R	H	2B	3B	HR	RBI	TB	SLG%	BB	HBP	SO	GDP	OB%	SF	SH	SB	ATT	PO	A	E	FLD%
2020*	.375	4	3	8	3	3	1	0	0	2	4	.500	1	1	0	0	.500	0	0	2	2	4	8	2	.857
2021*	.346	23	21	52	22	18	3	0	5	14	36	.692	24	4	14	2	.561	2	0	7	8	24	40	5	.928
2022*	.348	49	44	158	50	55	13	0	5	44	83	.525	38	2	27	3	.475	2	0	12	12	59	100	8	.952
TOTAL	.349	76	68	218	75	76	17	0	10	60	123	.564	63	7	41	5	.500	4	0	21	22	87	148	15	.940

\* with Harford College (NJCAA)

**SINGLE-GAME HIGHS:**

Hits: 5, vs. Winthrop (March 29)  
RBI: 3, 2x, last vs. Winthrop (March 29)  
Runs scored: 3, 3x, last vs. Winthrop (March 30 - Game 1)



**21**  
**Tommy Finnegan**  
So. • RHP • R/R  
6-8/220  
Ocean City, N.J.  
Ocean City

Year	ERA	W	L	App	GS	CG	SHO	CBO	SV	IP	H	R	ER	BB	SO	2B	3B	HR	BF	B/Avg	WP	HBP	BK	SFA	SHA
2023	10.43	1	1	8	0	0	0	0	1	14.2	31	17	17	3	11	6	2	1	79	.419	0	0	0	0	2
2024	0.00	0	0	0	0	0	0	0	0	0.0	0	0	0	0	0	0	0	0	0	.000	0	0	0	0	0
TOTAL	10.43	1	1	8	0	0	0	0	1	14.2	31	17	17	3	11	6	2	1	79	.419	0	0	0	0	2

**SINGLE-GAME HIGHS:**

**AWARDS/HONORS:**



**22**  
**Tim Cunningham**  
Gr. • RHP • R/R  
6-6/225  
Davie, Fla.  
St. Thomas Aquinas

Year	ERA	W	L	App	GS	CG	SHO	CBO	SV	IP	H	R	ER	BB	SO	2B	3B	HR	BF	B/Avg	WP	HBP	BK	SFA	SHA
2021	7.53	1	2	12	0	0	0	0	0	14.1	20	13	12	4	15	6	0	0	70	.333	0	5	0	0	1
2022	5.27	2	1	31	0	0	0	0	0	41.0	40	27	24	22	30	10	0	2	192	.255	3	5	2	4	4
2023	4.94	1	2	27	0	0	0	0	0	27.1	35	18	15	14	16	5	0	2	134	.321	5	5	0	3	3
2024	2.77	1	0	31	0	0	0	2	1	39.0	32	14	12	13	40	6	1	2	169	.219	1	8	0	1	1
TOTAL	4.66	5	5	101	0	0	0	2	1	121.2	127	72	63	53	101	27	1	6	565	.269	9	23	2	8	9

**SINGLE-GAME HIGHS:**

Innings Pitched: 3.1, at Xavier (April 26, 2024)  
Strikeouts: 5, vs. Butler (April 23, 2022)

**AWARDS/HONORS:**



**23**  
**Andrew Castelluccio**  
So. • RHP • R/R  
6-3/200  
Ridgefield, Conn.  
Ridgefield

Year	ERA	W	L	App	GS	CG	SHO	CBO	SV	IP	H	R	ER	BB	SO	2B	3B	HR	BF	B/Avg	WP	HBP	BK	SFA	SHA
2023	1.35	2	0	7	3	0	0	0	0	13.1	12	3	2	4	13	2	0	1	54	.250	0	2	0	0	0
2024	9.90	0	0	6	1	0	0	0	0	10.0	17	15	11	7	7	2	1	4	53	.378	2	0	0	1	0
TOTAL	5.01	2	0	13	4	0	0	0	0	23.1	29	18	13	11	20	4	1	5	107	.312	2	2	0	1	0

**SINGLE-GAME HIGHS:**

Innings Pitched: 3.0, 2x, last vs. Iona (May 3, 2023)  
Strikeouts: 3, 2x, last vs. FDU (April 26, 2023)

**AWARDS/HONORS:**



**24**  
**Chris Batuyios**  
Fr. • RHP • R/R  
6-1/205  
Mount Sinai, N.Y.  
Mount Sinai

Year	ERA	W	L	App	GS	CG	SHO	CBO	SV	IP	H	R	ER	BB	SO	2B	3B	HR	BF	B/Avg	WP	HBP	BK	SFA	SHA
2024	10.29	1	1	7	3	0	0	0	0	14.0	13	18	16	15	16	2	0	3	70	.255	5	2	0	1	1
TOTAL	10.29	1	1	7	3	0	0	0	0	14.0	13	18	16	15	16	2	0	3	70	.255	5	2	0	1	1

**SINGLE-GAME HIGHS:**

Innings Pitched: 4.1, vs. LIU (March 12)  
Strikeouts: 6, vs. Manhattan (March 19)

**AWARDS/HONORS:**



**25**  
**Chad Falcon**  
Fr. • LHP • L/L  
5-11/185  
Stony Point, N.Y.  
St. Joseph's Montvale

Year	Avg.	GP	GS	AB	R	H	2B	3B	HR	RBI	TB	SLG%	BB	HBP	SO	GDP	OB%	SF	SH	SB	ATT	PO	A	E	FLD%
2024	.229	22	13	48	4	11	1	0	0	7	12	.250	7	4	7	0	.367	1	0	0	0	0	3	0	1.000
TOTAL	.229	22	13	48	4	11	1	0	0	7	12	.250	7	4	7	0	.367	1	0	0	0	0	3	0	1.000


**SINGLE-GAME HIGHS:**

Hits: 3, vs. Houston (Feb. 23)  
RBI: 4, at Houston (Feb. 23)  
Runs scored: 1, 2x, last at No. 15 Texas (Feb. 27)

Year	ERA	W	L	App	GS	CG	SHO	CBO	SV	IP	H	R	ER	BB	SO	2B	3B	HR	BF	B/Avg	WP	HBP	BK	SFA	SHA
2024	4.05	0	0	8	0	0	0	0	0	13.1	17	10	6	4	8	4	0	1	61	.321	0	1	0	2	1
TOTAL	4.05	0	0	8	0	0	0	0	0	13.1	17	10	6	4	8	4	0	1	61	.321	0	1	0	2	1

**SINGLE-GAME HIGHS:**

Innings Pitched: 2.1, 2x, last vs. Stony Brook (March 13)  
Strikeouts: 3, at Sam Houston (March 2)



**26**  
**Max Aude**  
So. • 1B/C • L/R  
6-4/210  
Calabasas, Calif.  
Los Angeles County College

Year	Avg.	GP	GS	AB	R	H	2B	3B	HR	RBI	TB	SLG%	BB	HBP	SO	GDP	OB%	SF	SH	SB	ATT	PO	A	E	FLD%
2024	.194	15	9	36	8	7	2	0	0	8	9	.250	6	0	10	1	.295	2	0	0	0	85	7	2	.979
TOTAL	.194	15	9	36	8	7	2	0	0	8	9	.250	6	0	10	1	.295	2	0	0	0	85	7	2	.979

Year	Avg.	GP	GS	AB	R	H	2B	3B	HR	RBI	TB	SLG%	BB	HBP	SO	GDP	OB%	SF	SH	SB	ATT	PO	A	E	FLD%
2023*	.000	0	0	0	0	0	0	0	0	0	0	.000	0	0	0	0	.000	0	0	0	0	0	0	0	0.000
TOTAL*	.000	0	0	0	0	0	0	0	0	0	0	.000	0	0	0	0	.000	0	0	0	0	0	0	0	0.000

with LACC (NJCAA)

**SINGLE-GAME HIGHS:**

Hits: 1, 4x, last vs. Rider (March 17)  
RBI: 2, 2x, last vs. Rider (March 17)  
Runs scored: 2, vs. Rider (March 17)

**AWARDS/HONORS:**



**27**  
**Marty Higgins**  
Gr. • IF • R/R  
5-10/185  
Nutley, N.J.  
Nutley

Year	Avg.	GP	GS	AB	R	H	2B	3B	HR	RBI	TB	SLG%	BB	HBP	SO	GDP	OB%	SF	SH	SB	ATT	PO	A	E	FLD%
2020	.182	5	1	11	2	2	1	0	0	1	3	.273	0	1	1	0	.250	0	0	0	0	1	4	0	1.000
2021	.333	33	26	93	20	31	7	0	0	6	38	.409	8	3	22	1	.404	0	1	2	3	14	40	6	.900
2022	.115	7	7	26	4	3	0	0	0	0	3	.115	2	1	5	1	.207	0	0	1	1	6	8	2	.875
2023	.310	49	48	184	32	57	9	2	5	32	85	.462	17	1	40	1	.369	1	3	3	5	25	99	9	.932
2024	.289	28	25	97	12	28	5	1	2	25	41	.423	7	4	11	4	.355	2	0	0	1	203	11	1	.995
TOTAL	.294	122	107	411	70	121	22	3	7	64	170	.414	34	10	79	7	.360	3	4	6	10	249	162	18	.958

**SINGLE-GAME HIGHS:**

Hits: 4, vs. Seton Hall (April 23, 2021)  
RBI: 4, vs. Hofstra (March 8, 2023)  
Runs scored: 3, at Georgetown (April 17, 2021-Game One)

**AWARDS/HONORS:**

BIG EAST Weekly Honor Roll (April 29, 2024)  
BIG EAST Weekly Honor Roll (April 22, 2024)  
BIG EAST Weekly Honor Roll (March 6, 2023)  
2021 All-BIG EAST First Team  
BIG EAST Player of the Week (April 26, 2021)





**28**  
**Ben Beauchamp**  
R-Sr. • OF • R/R  
5-10/190  
Rochester, N.Y.  
Monroe CC

Year	Avg.	GP	GS	AB	R	H	2B	3B	HR	RBI	TB	SLG%	BB	HBP	SO	GDP	OB%	SF	SH	SB	ATT	PO	A	E	FLD%
2023	.238	19	5	21	7	5	0	0	0	5	5	.238	5	2	1	0	.400	2	0	2	2	13	1	0	1.000
2024	.286	52	52	192	52	55	16	1	6	36	91	.474	30	15	34	1	.418	2	4	17	21	100	0	0	1.000
TOTAL	.282	71	57	213	59	60	16	1	6	41	96	.451	35	17	35	1	.416	4	4	19	23	113	1	0	1.000

Year	Avg.	GP	GS	AB	R	H	2B	3B	HR	RBI	TB	SLG%	BB	HBP	SO	GDP	OB%	SF	SH	SB	ATT	PO	A	E	FLD%
2021*	.400	39	39	120	61	48	11	3	0	28	65	.542	27	16	11		.552	2	3	14	15	75	3	3	.963
2022*	.486	37	37	107	49	52	22	7	0	59	71	.664	21	10	11		.568	8	0	41	42	70	1	3	.959
TOTAL	.441	76	76	227	110	100	227	10	0	59	136	.599	48	26	22		.559	10	3	55	57	145	4	6	.961

\* with Monroe Community College (NJCAA)

**SINGLE-GAME HIGHS:**

Hits: 3, vs. Hofstra (March 10)  
RBI: 3, 2x, vs. Rider (March 15)  
Runs scored: 3, 4x, last vs. Rider (March 16)

**AWARDS/HONORS:**



**29**  
**TJ Winn Jr.**  
Fr. • RHF • R/R  
6-1/165  
Manchester, Conn.  
East Catholic

Year	ERA	W	L	App	GS	CG	SHO	CBO	SV	IP	H	R	ER	BB	SO	2B	3B	HR	BF	B/Avg	WP	HBP	BK	SFA	SHA
2024	7.46	1	1	16	4	0	0	1	0	25.1	41	23	21	7	13	11	2	3	127	.353	1	4	0	0	0
TOTAL	7.46	1	1	16	4	0	0	1	0	25.1	41	23	21	7	13	11	2	3	127	.353	1	4	0	0	0

**SINGLE-GAME HIGHS:**

Innings Pitched: 5.0, vs. Wagner (March 20)  
Strikeouts: 3, vs. Wagner (March 20)

**AWARDS/HONORS:**



**30**  
**Chuck Sanzio**  
Sr. • RHP • R/R  
6-1/190  
Haddonfield, N.J.  
Bishop Eustace Prep

**Batting**

Year	Avg.	GP	GS	AB	R	H	2B	3B	HR	RBI	TB	SLG%	BB	HBP	SO	GDP	OB%	SF	SH	SB	ATT	PO	A	E	FLD%
2021	.125	5	1	8	1	1	0	0	0	0	1	.125	0	0	4	0	.125	0	0	0	0	0	3	0	1.000
2022	.167	3	1	6	0	1	0	0	0	0	1	.167	0	0	3	0	.167	0	0	0	0	0	1	0	1.000
2023	.000	0	0	0	0	0	0	0	0	0	0	.000	0	0	0	0	.000	0	0	0	0	2	2	0	1.000
2024	6.75	0	0	9	0	0	0	0	0	9.1	11	8	7	15	8	2	0	2	53	.289	1	0	0	0	0
TOTAL	4.90	4	4	47	1	0	0	0	11	68.0	59	38	37	60	83	13	1	7	325	.230	16	4	1	2	3

**SINGLE-GAME HIGHS:**

Hits: 1, 2x, last at Oregon (Feb. 28, 2022)  
RBI:  
Runs scored: 1, at Butler (May 14, 2021- Game One)

**Pitching**

Year	ERA	W	L	App	GS	CG	SHO	CBO	SV	IP	H	R	ER	BB	SO	2B	3B	HR	BF	B/Avg	WP	HBP	BK	SFA	SHA
2022	3.70	2	1	21	1	0	0	0	7	41.1	33	17	17	23	48	8	0	4	180	.219	9	1	0	2	3
2023	6.75	2	3	17	0	0	0	0	4	17.1	15	13	13	22	27	3	1	1	92	.224	6	3	1	0	0
2024	5.56	0	1	11	0	0	0	0	0	11.1	14	10	7	17	10	2	0	2	66	.304	1	0	0	1	2
TOTAL	4.76	4	5	49	1	0	0	0	11	70.0	62	40	37	62	85	13	1	7	338	.235	16	4	1	3	5

**SINGLE-GAME HIGHS:**

Innings Pitched: 4.0, 2x, last vs. Sacred Heart (March 19, 2022)  
Strikeouts: 7, last vs. Georgetown (May 15, 2022)

**AWARDS/HONORS:**



**31**  
**Paul Orbon**  
R-Sr. • OF • R/R  
6-1/215  
New Hyde Park, N.Y.  
Chaminade

Year	Avg.	GP	GS	AB	R	H	2B	3B	HR	RBI	TB	SLG%	BB	HBP	SO	GDP	OB%	SF	SH	SB	ATT	PO	A	E	FLD%
2021	.080	15	8	25	5	2	0	0	0	0	2	.080	5	3	9	1	.303	0	1	1	1	20	2	0	1.000
2022	.260	32	22	73	16	19	5	2	1	14	31	.425	15	2	20	0	.396	1	1	2	2	36	0	0	1.000
2023	.338	41	35	133	24	45	11	1	3	33	67	.504	13	10	37	0	.433	1	3	6	10	49	1	2	.962
2024	.230	35	29	100	20	23	6	0	2	15	35	.350	19	7	32	0	.386	1	0	4	6	7	0	0	1.000
TOTAL	.284	108	86	306	60	87	22	3	6	62	133	.435	47	19	89	0	.408	3	4	12	18	92	1	2	.979

**SINGLE-GAME HIGHS:**

Hits: 3, 4x, last at Fairleigh Dickinson (April 19, 2023)  
RBI: 3, 10x, last vs. Rider (March 16)  
Runs scored: 3, 2x, last vs. Rider (March 17)

**AWARDS/HONORS:**

BIG EAST Weekly Honor Roll (Feb. 27)



**32**  
**Joe Mascio**  
Jr. • LHP • L/L  
6-0/195  
Sewell, N.J.  
Bishop Eustace Prep

Year	ERA	W	L	App	GS	CG	SHO	CBO	SV	IP	H	R	ER	BB	SO	2B	3B	HR	BF	B/Avg	WP	HBP	BK	SFA	SHA
2022	6.07	4	1	21	6	0	0	0	0	40.0	50	33	27	13	28	10	2	3	184	.311	1	3	0	6	1
2023	4.68	3	3	13	13	0	0	0	0	65.1	62	39	34	26	63	12	2	11	283	.247	3	0	0	3	3
2024	6.75	0	1	1	1	0	0	0	0	4.0	5	3	3	1	1	0	0	1	15	.357	0	0	0	0	0
TOTAL	5.27	7	5	35	20	0	0	0	0	109.1	117	75	64	40	92	22	4	15	482	.275	4	3	0	9	4

**SINGLE-GAME HIGHS:**  
Innings Pitched: 7.0, vs. Villanova (May 5, 2023)  
Strikeouts: 10, at Tulane (Feb. 25, 2023)

**AWARDS/HONORS:**  
BIG EAST Pitcher of the Week (March 6, 2023)



**33**  
**Xavier Kolhosser**  
R-So. • RHP • L/L  
6-5/175  
Wappinger Falls, N.Y.  
Roy C. Ketchum

Year	ERA	W	L	App	GS	CG	SHO	CBO	SV	IP	H	R	ER	BB	SO	2B	3B	HR	BF	B/Avg	WP	HBP	BK	SFA	SHA
2023	2.56	3	0	9	9	0	0	0	0	31.2	21	9	9	10	30	9	0	1	126	.189	0	1	0	1	3
2024	3.61	9	2	14	11	0	0	3	0	67.1	67	28	27	24	44	7	4	5	292	.263	4	7	1	3	3
TOTAL	3.27	12	2	23	20	0	0	3	0	99.0	88	37	36	34	74	16	4	6	418	.240	4	8	1	4	6

**SINGLE-GAME HIGHS:**  
Innings Pitched: 7.0, 2x, last vs. Winthrop (March 29)  
Strikeouts: 10, vs. Winthrop (March 29)

**AWARDS/HONORS:**  
2024 BIG EAST All-Tournament Team  
BIG EAST Weekly Honor Roll (March 4)  
BIG EAST Pitcher of the Week (March 25)  
BIG EAST Pitcher of the Week (April 2)



**34**  
**Jimmy Keenan**  
So. • C • R/R  
6-3/225  
White Plains, N.Y.  
Iona Prep

Year	Avg.	GP	GS	AB	R	H	2B	3B	HR	RBI	TB	SLG%	BB	HBP	SO	GDP	OB%	SF	SH	SB	ATT	PO	A	E	FLD%
2023	.343	33	24	102	19	35	11	0	6	30	64	.627	15	4	31	5	.439	2	3	0	0	163	14	1	.994
2024	.341	54	53	205	45	70	19	2	11	55	126	.615	24	4	60	3	.410	6	0	1	3	341	34	2	.995
TOTAL	.342	87	77	307	64	105	30	2	17	85	190	.619	39	8	91	8	.420	8	3	1	3	504	48	3	.995

**SINGLE-GAME HIGHS:**  
Hits: 4, vs. UAlbany (March 12, 2023)  
RBI: 6, vs. Iona (March 5)  
Runs scored: 3, last at Fairleigh Dickinson (April 19, 2023)

**AWARDS/HONORS:**  
2024 Jack Kaiser Most Outstanding Player - BIG EAST Tournament  
2024 BIG EAST All-Tournament Team  
All-BIG EAST First Team  
BIG EAST Weekly Honor Roll (April 15)  
BIG EAST Player of the Week (March 18)  
BIG EAST Weekly Honor Roll (March 11)



**35**  
**Sam Mettert**  
Jr. • RHP • R/R  
6-4/210  
Indianapolis, Ind.  
Wabash Valley College

Year	ERA	W	L	App	GS	CG	SHO	CBO	SV	IP	H	R	ER	BB	SO	2B	3B	HR	BF	B/Avg	WP	HBP	BK	SFA	SHA
2024	5.40	2	1	19	0	0	0	1	6	21.2	19	16	13	17	29	4	1	1	103	.232	3	3	0	0	1
TOTAL	5.40	2	1	19	0	0	0	1	6	21.2	19	16	13	17	29	4	1	1	103	.232	3	3	0	0	1

Year	ERA	W	L	App	GS	CG	SHO	CBO	SV	IP	H	R	ER	BB	SO	2B	3B	HR	BF	B/Avg	WP	HBP	BK	SFA	SHA
2022*	4.15	0	0	5	0	0	0	0	0	4.1	6	2	2	1	4	-	-	0	-	-	-	-	-	-	-
2023*	1.09	3	0	22	0	0	0	0	9	33.0	33	11	4	12	42	-	-	1	-	-	-	-	-	-	-
TOTAL	1.45	3	0	27	0	0	0	0	9	37.1	39	13	6	13	46	-	-	1	-	-	-	-	-	-	-

\* with Wabash Valley College (NJCAA)

**SINGLE-GAME HIGHS:**  
Innings Pitched: 4.0, at UConn (April 13)  
Strikeouts: 4, at Villanova (April 7)

**AWARDS/HONORS:**



**39**  
**Anthony Brienza**  
R-Sr. • INF • R/R  
5-9/150  
Marlboro, N.J.  
Marlboro

Year	Avg.	GP	GS	AB	R	H	2B	3B	HR	RBI	TB	SLG%	BB	HBP	SO	GDP	OB%	SF	SH	SB	ATT	PO	A	E	FLD%
2023	.234	23	8	47	10	11	2	0	0	7	13	.277	5	3	11	0	.339	1	1	0	0	21	28	1	.980
2024	.280	53	53	182	38	51	6	4	1	28	68	.374	15	12	33	2	.370	2	9	11	11	118	127	2	.992
TOTAL	.271	76	61	229	48	62	8	4	1	35	81	.354	20	15	44	2	.363	3	10	11	11	139	155	3	.990

**SINGLE-GAME HIGHS:**

Hits: 3, 3x, last vs. Winthrop (March 30 - Game 1)  
RBI: 5, vs. Winthrop (March 30 - Game 1)  
Runs scored: 3, 2x, last vs. Winthrop (March 30 - Game 1)

**AWARDS/HONORS:**



**43**  
**Jed Boyle**  
Gr. • RHP • R/R  
6-5/220  
Syracuse, N.Y.  
Le Moyne

Year	ERA	W	L	App	GS	CG	SHO	CBO	SV	IP	H	R	ER	BB	SO	2B	3B	HR	BF	B/Avg	WP	HBP	BK	SFA	SHA
2020*	1.35	1	0	3	0	0	0	-	0	6.2	3	1	1	2	3	1	0	0	23	.143	0	0	0	0	0
2022*	4.13	2	2	15	0	0	0	-	4	24.0	18	11	11	9	30	4	1	1	102	.209	2	3	0	3	1
2023*	2.31	3	2	16	0	0	0	-	2	23.1	19	7	6	7	20	6	0	1	100	.211	2	3	0	0	0
2024	3.26	2	1	16	0	0	0	0	5	19.1	12	7	7	8	26	1	0	2	82	.174	1	4	0	0	1
TOTAL	3.06	8	5	50	0	0	0	0	11	73.1	52	26	25	26	79	12	1	4	307	.194	5	10	0	3	2

\* with Le Moyne

**SINGLE-GAME HIGHS:**

Innings Pitched: 2.1, at Villanova (April 7)  
Strikeouts: 7, at Villanova (April 7)

**AWARDS/HONORS:**

BIG EAST Weekly Honor Roll (April 8)



**44**  
**Zaine Toneske**  
Fr. • INF • R/R  
6-2/230  
Freehold, N.J.  
Christian Brothers Academy

Year	Avg.	GP	GS	AB	R	H	2B	3B	HR	RBI	TB	SLG%	BB	HBP	SO	GDP	OB%	SF	SH	SB	ATT	PO	A	E	FLD%
2024	.000	0	0	0	0	0	0	0	0	0	0	.000	0	0	0	0	.000	0	0	0	0	0	0	0	0.000
TOTAL	.000	0	0	0	0	0	0	0	0	0	0	.000	0	0	0	0	.000	0	0	0	0	0	0	0	0.000

**SINGLE-GAME HIGHS:**

Hits:  
RBI:  
Runs scored:

**AWARDS/HONORS:**




**45**  
**Jayder Raifstanger**  
Fr. • INF/OF • L/R  
6-1/185  
Great Barrington, Mass.  
Monument Mountain

Year	Avg.	GP	GS	AB	R	H	2B	3B	HR	RBI	TB	SLG%	BB	HBP	SO	GDP	OB%	SF	SH	SB	ATT	PO	A	E	FLD%
2024	.259	16	7	27	7	7	1	0	1	3	11	.407	10	2	8	0	.487	0	0	0	0	7	14	3	.875
TOTAL	.259	16	7	27	7	7	1	0	1	3	11	.407	10	2	8	0	.487	0	0	0	0	7	14	3	.875

**SINGLE-GAME HIGHS:**

Hits: 2, vs. Stony Brook (March 13)  
RBI: 1, 3x, last at UConn (April 14)  
Runs scored: 1, 7x, last at UConn (April 14)

**AWARDS/HONORS:**



Year	Avg	GP	GS	AB	R	H	2B	3B	HR	RBI	TB	SLG%	BB	HBP	SO	GDP	OB%	SF	SH	SB	ATT	PO	A	E	FLD%
2024	.191	19	10	47	7	9	2	1	1	6	16	.340	3	2	11	1	.269	0	0	0	0	53	1	2	.964
TOTAL	.191	19	10	47	7	9	2	1	1	6	16	.340	3	2	11	1	.269	0	0	0	0	53	1	2	.964

SINGLE-GAME HIGHS:

Hits: 2, vs. Winthrop (March 30 - Game 1)  
RBI: 2, vs. Winthrop (March 30 - Game 1)  
Runs: 1, 3x, last vs. Winthrop (March 30 - Game 2)

AWARDS/HONORS:

46  
Aries Samek  
Jr. • INF • R/R  
6-2/205  
Teaneck, N.J.  
Florida Southwestern St.



Year	ERA	W	L	App	GS	CG	SHO	CBO	SV	IP	H	R	ER	BB	SO	2B	3B	HR	BF	B/Avg	WP	HBP	BK	SFA	SHA
2024	18.90	0	1	4	2	0	0	0	0	3.1	2	7	7	7	0	0	0	0	20	.167	0	1	0	0	0
TOTAL	18.90	0	1	4	2	0	0	0	0	3.1	2	7	7	7	0	0	0	0	20	.167	0	1	0	0	0

SINGLE-GAME HIGHS:

Innings Pitched: 1.0, vs. Columbia (April 17)  
Strikeouts:

AWARDS/HONORS:

51  
Jacob Ruiz  
Fr. • RHP • R/R  
5-11/195  
Jersey City, N.J.  
Ferris



Year	ERA	W	L	App	GS	CG	SHO	CBO	SV	IP	H	R	ER	BB	SO	2B	3B	HR	BF	B/Avg	WP	HBP	BK	SFA	SHA
2023	6.65	1	5	18	9	0	0	0	1	46.0	55	40	34	21	33	5	1	5	225	.296	7	14	0	0	4
2024	2.94	6	1	14	14	0	0	0	0	70.1	60	29	23	36	51	8	0	6	313	.227	3	11	0	0	2
TOTAL	4.41	7	6	32	23	0	0	0	1	116.1	115	69	57	57	84	13	1	11	538	.256	10	25	0	0	6


SINGLE-GAME HIGHS:

Innings Pitched: 7.0, vs. Creighton - Game 2 (May 4)  
Strikeouts: 8, vs. Fordham (March 25)

AWARDS/HONORS:

All-BIG EAST First Team  
BIG EAST Pitcher of the Week (May 6)

66  
Mario Pesca  
So. • RHP • R/R  
6-8/225  
Bronx, N.Y.  
Cardinal Spellman



Year	Avg.	GP	GS	AB	R	H	2B	3B	HR	RBI	TB	SLG%	BB	HBP	SO	GDP	OB%	SF	SH	SB	ATT	PO	A	E	FLD%
2024	.000	0	0	0	0	0	0	0	0	0	0	.000	0	0	0	0	.000	0	0	0	0	0	0	0	0.000
TOTAL	.000	0	0	0	0	0	0	0	0	0	0	.000	0	0	0	0	.000	0	0	0	0	0	0	0	0.000

SINGLE-GAME HIGHS:

Hits:  
RBI:  
Runs scored:

AWARDS/HONORS:

77  
Nelson Rosa  
Fr. • C • R/R  
6-0/205  
Pembroke Pines, Fla.  
NSU University  
School