



VIRGINIA™

VIRGINIA ATHLETICS MEDIA RELATIONS
 295 Massie Road, Room 154
 Charlottesville, VA 22904
Men's Basketball Contact: Erich Bacher
O: (434) 982-5530 **C:** (720) 318-5538
E-mail: bacher@virginia.edu
Web: VirginiaSports.com
Twitter: @UVMensHoops, @ErichBacher

26 NCAA TOURNAMENT APPEARANCES · 2019 NCAA CHAMPIONS · 3 NCAA FINAL FOURS · 11 ALL-AMERICANS · 27 ALL-ACC FIRST TEAM SELECTIONS

2023-24 SCHEDULE/RESULTS - 23-11, 13-7 ACC

Date	Opponent	TV	Time/Result
Nov. 6	[RV] Tarleton State	ACCNX	W, 80-50
Nov. 10	[RV] vs. Florida (RV) #	ACCN	W, 73-70
Nov. 14	[RV] N.C. A&T	ACCNX	W, 80-51
Nov. 16	[RV] Texas Southern	ACCN	W, 62-33
Nov. 20	[24] vs. Wisconsin \$	FS1	L, 65-41
Nov. 22	[24] vs. West Virginia \$	FS1	W, 56-54
Nov. 29	[RV] Texas A&M (14) %	ESPN2	W, 59-47
Dec. 2	[RV] Syracuse *	ESPN2	W, 84-62
Dec. 5	[RV] NCCU	ACCNX	W, 77-47
Dec. 16	[22] Northeastern	ACCN	W, 56-54
Dec. 19	[22] at Memphis (23)	ESPN2	L, 77-54
Dec. 27	[RV] Morgan State	ACCN	W, 77-44
Dec. 30	[RV] at Notre Dame *	ACCN	L, 76-54
Jan. 3	Louisville *	ESPN2	W, 77-53
Jan. 6	at NC State *	ACCN	L, 76-60
Jan. 13	at Wake Forest (RV) *	ESPN2	L, 66-47
Jan. 17	Virginia Tech *	ESPN2	W, 65-57
Jan. 20	at Georgia Tech *	ACCN	W, 75-66
Jan. 24	NC State (RV) *	ACCN	W, 59-53 OT
Jan. 27	at Louisville *	The CW	W, 69-52
Jan. 31	[RV] Notre Dame *	ESPN2	W, 65-53
Feb. 3	[RV] at Clemson *	ESPN	W, 66-65
Feb. 5	[RV] Miami *	ESPN	W, 60-38
Feb. 10	[RV] at Florida State *	The CW	W, 80-76
Feb. 13	[21] Pittsburgh *	ACCN	L, 74-63
Feb. 17	[21] Wake Forest *	ESPN2	W, 49-47
Feb. 19	[RV] at Virginia Tech *	ESPN	L, 75-41
Feb. 24	[RV] UNC (10) *	ESPN	L, 54-44
Feb. 28	at Boston College *	ESPN2	W, 72-68
Mar. 2	at Duke (10) *	ESPN	L, 73-48
Mar. 9	Georgia Tech *	ACCN	W, 72-57
Mar. 14	vs. (11) Boston College	ESPN	W, 66-60 OT
Mar. 15	vs. (10) NC State	ESPN2	L, 73-65 OT
Mar. 19	vs. (10) Colo. State &	truTV	L, 67-42

Home games in Bold

- # - Hall of Fame Series, Charlotte, N.C.
- \$ - Fort Myers Tip-Off, Fort Myers, Fla.
- % - ACC-SEC Challenge
- * - ACC Game, ** - ACC Tournament
- & - NCAA First Four, Dayton, Ohio

2023-24 HONORS

Reece Beekman.....	Preseason All-ACC First Team
Reece Beekman.....	ACC Player of the Week (1/22)
Reece Beekman.....	ACC Defensive Player of the Year
Reece Beekman.....	All-ACC Second Team
Reece Beekman.....	ACC All-Defensive Team
Reece Beekman.....	AP All-ACC First Team
Reece Beekman.....	ACC All-Tournament Second Team
Reece Beekman.....	NABC All-District 2 First Team
Blake Buchanan.....	All-ACC Academic Team
Ryan Dunn.....	All-ACC Honorable Mention
Ryan Dunn.....	ACC All-Defensive Team
Jake Groves.....	All-ACC Academic Team
Jake Groves.....	CSC Academic All-District
Jake Groves.....	NABC Honors Court
Tristan How.....	NABC Honors Court
Isaac McKneely.....	All-ACC Academic Team
Isaac McKneely.....	CSC Academic All-District
Jordan Minor.....	All-ACC Academic Team
Jordan Minor.....	CSC Academic All-District
Jordan Minor.....	NABC Honors Court
Taine Murray.....	All-ACC Academic Team
Taine Murray.....	NABC Honors Court
Bryce Walker.....	NABC Honors Court



VIRGINIA (23-11, 13-7 ACC)

Head Coach: Tony Bennett (Green Bay, 1992)

Virginia: 364-136 (15 seasons), Career: 433-169 (18 seasons)

2023-24 SEASON HIGHLIGHTS

- UVA earned its 26th NCAA Tournament berth and 12th consecutive postseason berth
- UVA won 23 or more games for the 10th time under head coach Tony Bennett
- UVA won 13 or more ACC games for the ninth time under Bennett

NCAA TOURNAMENT IN REVIEW

- No. 10 seed Virginia suffered a 67-42 loss to No. 10 seed Colorado State in the NCAA First Four on March 19 in Dayton, Ohio.
- Colorado State jumped to 27-14 lead at the half and started the second half on a 7-0 run to seal the win.
- Joel Scott (23 points, 11 rebounds) and Nique Clifford (17 points, 10 rebounds) each recorded double doubles for the Rams.
- Colorado State shot 55 percent (26 of 47) and out-rebounded UVA 43-24.
- Reece Beekman led the Cavaliers with 15 points in his final game during his stellar four-year career.
- UVA shot an NCAA low 25 percent (14 of 56) and committed 13 turnovers in the loss.

UVA ALL-TIME IN THE NCAA TOURNAMENT

- The Cavaliers are 35-25 all-time in the NCAA Tournament.
- UVA made its 10th NCAA Tournament appearance under Tony Bennett and 26th overall.
- UVA is 0-2 as a No. 10 seed in the NCAA Tournament, losing to No. 10 seed Colorado State (2024) and No. 7 seed Florida (2012).
- UVA won the NCAA championship in 2019 and also made Final Four appearances in 1981 and 1984, respectively.
- Virginia head coach Tony Bennett is 16-11 in 12 NCAA tournaments, including a 13-9 record in nine NCAA berths at UVA.

ACC TOURNAMENT RECAP

- No. 3 seed Virginia advanced to the ACC Tournament quarterfinals for the eighth time in the last 10 seasons.
- UVA defeated No. 11 seed Boston College 66-60 in overtime before losing 73-65 to No. 10 seed NC State in the semifinals.
- Reece Beekman posted double-doubles vs. Boston College (11 points and 11 assists) and NC State (17 points and 12 rebounds) en route to ACC All-Tournament first-team honors.

HOOS IN THE NATIONAL RANKINGS

- UVA ranked first nationally in turnovers per game (8.1), second in assist/turnover ratio (1.86), third in scoring defense (59.7 ppg), seventh in fouls per game (13.5), 10th in turnover margin (3.9), 19th in field goal percentage defense (40.6), 20th in blocks per game (5.0) and 25th in 3-point field goal percentage defense (30.5).

HOOS AMONG ACC LEADERS

- UVA led the ACC in scoring defense (59.7), field goal percentage defense (40.6%), 3-point field goal percentage defense (30.5%), blocked shots (5.0 bpg), turnover margin (3.9), assist/turnover ratio (1.86).
- Reece Beekman ranked first in the ACC in assists (6.2 apg) and assist/turnover ratio (3.03), third in steals (2.0 spg), 14th in field goal percentage (44.3%) and 16th in scoring (14.3 ppg).
- Ryan Dunn ranked first in blocked shots (2.3 bpg) and 12th in rebounding (6.9 rpg).
- Isaac McKneely ranked seventh in 3-pointers per game (2.45).

BECKMAN BECOMES ALL-TIME STEALS LEADERS

- Reece Beekman finished UVA career with 1,195 points, 428 rebounds, 636 assists and 228 steals.
- He ranks first all-time in steals at UVA in steals, third in assists and 38th in scoring.
- In 2023-24, Beekman averaged 14.3 points, 6.2 assists, 3.6 rebounds and 2.0 steals.
- He earned NABC All-District 2 First Team, ACC Defensive Player of the Year, All-ACC Second Team, ACC All-Defensive Team and ACC All-Tournament Second Team accolades.
- He ranked first in the ACC in assists (6.2 apg) and assist/turnover ratio (3.03), third in steals (2.0 spg), 14th in field goal percentage (44.3%) and 15th in scoring (14.3 ppg).
- Beekman ranked 16th nationally in assists, 22nd in assist/turnover ratio and 44th in steals.
- He reached double figures in scoring in 29 contests, including five 20-point efforts.

HOO WERE THESE CAVALIERS?

- The 2023-24 Cavaliers were led by senior guard Reece Beekman, who led the team to its 12th 20-win season under head coach Tony Bennett.
- Beekman averaged 14.3 points, 6.2 assists, 3.6 rebounds and 2.0 steals en route to All-ACC Second Team honors.
- Ryan Dunn added 8.1 ppg and led the team in rebounding (6.9 rpg), blocked shots (2.3 bpg) and double-doubles (5).
- Isaac McKneely averaged 12.5 points, drilled a team-high 81 3-pointers and scored 20 or more points in five games including a career-high 29 points at Florida State.
- Jake Groves averaged 7.4 points and led the team in 3-point percentage at 45 percent.
- Jordan Minor (4.3 ppg, 3.1 rpg), Andrew Rohde (4.3 ppg & 2.7 apg), Blake Buchanan (3.4 ppg, 3.1 rpg), Dante Harris (2.5 ppg), Taine Murray (3.3 ppg, 45% 3FG), Leon Bond III (4.1 ppg, 2.8 rpg) and Elijah Gertrude (3.4 ppg) were main contributors.
- UVA averaged 62.9 points, shot 42.8 percent from the field, 35.8 percent from 3-point range and 63.7 percent from the free throw line.

VIRGINIA'S STARTING LINEUP VS. COLORADO STATE (3/19/24)

Pos.	No.	Player (Hometown)	Yr.	Ht.	Wt.	PPG	RPG	NOTES
G	2	Reece Beekman (Milwaukee, Wis.)	Sr.	6-3	194	14.3	6.2(a)	1,195 PTS; 428 REB, 636 AST, 228 STL; 5 20-PT games
G	11	Isaac McKneely (Poca, W.Va.)	So.	6-4	188	12.3	3.0	5 20 PT games; 4+ 3FG in 9 games; 23 PTS vs. NCST (3/15)
G	10	Taine Murray (Auckland, N.Z.)	Jr.	6-5	208	3.3	1.2	8 PTS in 1st career start vs. NCST; 10+ PTS in 4 games; 13.6 mpg
G	13	Ryan Dunn (Freeport, N.Y.)	Fr.	6-8	216	8.1	6.9	121 stocks (44 steals + 77 blocks); 10+ REB in 9 games
F	22	Jordan Minor (Kingston, Mass.)	Gr.	6-8	242	4.3	3.1	UVA was 12-7 with Minor as starter; 9 REB vs. NCST (3/15)
OFF THE BENCH								
F	34	Jake Groves (Spokane, Wash.)	Gr.	6-9	211	7.4	2.8	29 of 58 3's last 15 games; 10+ PTS in 11 games
F	0	Blake Buchanan (Coeur d'Alene, Idaho)	Fr.	6-11	225	3.4	3.1	18p, 7r, 10/16 Fts vs. UF; 6 PTS, 7 REB, 2 BLK vs. Wake Forest
G	1	Dante Harris (Washington, D.C.)	R-Jr.	6-0	171	2.5	2.0	4 PTS vs. BC; 6 PTS, 3 REB, 2 AST, 2 STL at VT; 13.7 mpg
G	4	Andrew Rohde (Milwaukee, Wis.)	So.	6-6	202	4.3	1.8(a)	8 PTS, 2 AST vs. BC (3/14); 10+ PTS in 3 games

VIRGINIA HEAD COACH TONY BENNETT

- Dean and Markel Families Head Men's Basketball Coach Tony Bennett has a 364-136 mark in 15 seasons at UVA and 433-169 career mark in 18 seasons as a head coach.
- The three-time National (2007, 2015 and 2018) and four-time ACC Coach of the Year (2014, 2015, 2018 and 2019) guided UVA to its 12th consecutive postseason berth in 2023-24.
- Bennett has guided the Cavaliers to six ACC regular-season titles (2014, 2015, 2018, 2019, 2021, 2023), two ACC Tournament titles (2014 and 2018) and one NCAA national championship (2019).
- In 2018-19, Bennett led the Cavaliers to their first NCAA national championship, a share of their ninth ACC regular-season title and a school-record 35 wins.
- Bennett is the third coach in ACC men's basketball history to lead his program to 13-straight winning conference seasons, joining Dean Smith (33) and Mike Krzyzewski (13).
- He has led UVA to outright ACC regular-season and tournament championships in the same season two times (2014 and 2018).
- Bennett is the fifth coach in ACC history to win at least three outright ACC regular-season titles (Frank McGuire, Dean Smith, Mike Krzyzewski and Roy Williams).
- UVA is 189-82 (.698) in ACC play (109-27 at home & 80-55 away), 207-40 (.838) at home and 175-54 (.764) in non-conference action (98-10 at JPJ) under Bennett.
- Bennett ranks third all-time among ACC coaches in home winning percentage (Smith/UVA .838, Krzyzewski/Duke .805, Bennett/UVA .802, Williams/UNC .783).
- Bennett ranks fourth all-time in winning percentage (.698) among ACC head coaches with 100 or more ACC wins.

BENNETT IN THE NCAA TOURNAMENT

- Virginia head coach Tony Bennett is 16-11 all-time in 12 NCAA tournament appearances.
- Bennett owns a 13-9 record in 10 appearances at UVA (2012, 2014, 2015, 2016, 2017, 2018, 2019, 2021, 2023, 2024), highlighted by the 6-0 mark en route to the 2019 NCAA title.
- He went 3-2 during two trips to the NCAA Tournament at Washington State and led the Cougars to the NCAA Sweet 16 in 2008.

UNEVEN ROAD

- UVA was 8-8 away from home and 5-6 in true road games.
- Nine of Virginia's 11 losses were away from home and eight losses were by 16 or more points.
- Foes averaged 72 points, shot 48.7 percent and +22.2 average margin of victory in UVA's nine losses away from home.
- UVA has averaged 50.2 points, while shooting 34.3 percent including 26.2 percent from 3-point range in the nine away losses.
- The Cavaliers averaged 69.3 points, while shooting 45.4 percent including 39.4 percent from 3-point range in their eight wins away from home.
- UVA limited its foes to 63.9 points per game, 40.1 percent shooting and 28.7 percent from 3-point range in its eight wins away from home.
- UVA yielded a +10.4 rebound margin to its foes in the nine losses away from home (38.6-28.2).
- UVA averaged 72.4 points and shot 44 from 3-point range during its five true road wins.

CAVALIERS AGAINST THE NCAA TOURNAMENT FIELD

- Virginia competed against eight teams which qualified for the 2024 NCAA Tournament, posting a 4-6 record.
- UVA went 1-0 vs. Clemson, 1-0 vs. Florida, 1-0 vs. Texas A&M, 1-2 vs. NC State, 0-1 vs. Duke, 0-1 vs. North Carolina, 0-1 vs. Wisconsin and 0-1 vs. Colorado State.

OUR DEFENSE NEVER RESTED

- UVA ranks third nationally in scoring defense (59.7 ppg), seventh in fouls per game (13.5), 19th in field goal percentage defense (40.6), 20th in blocks per game (5.0) and 25th in 3-point field goal percentage defense (30.5).
- The Cavaliers ranked sixth nationally in scoring defense from 2021-23.
- UVA held two foes (Texas Southern & Miami) to fewer than 40 points and six foes (Miami, Morgan State, NC Central, Texas A&M, Texas Southern and Wake Forest) to fewer than 50 points.
- UVA held three opponents (Miami, Texas Southern and NC Central) to less than 30 percent field goal shooting.
- UVA was 12-0 when out-rebounding its opponents and limited 29 of its 34 foes to less than 50 percent shooting.
- The Cavaliers forced 25 shot clock violations and have averaged

NATIONAL DEFENSIVE POINTS PER GAME

RANKINGS UNDER TONY BENNETT

Year	School	Pts/Gm	Rank
2006-07	Washington State	59.5	17th
2007-08	Washington State	56.4	3rd
2008-09	Washington State	55.4	1st
2009-10	Virginia	63.6	54th
2010-11	Virginia	62.4	36th
2011-12	Virginia	54.2	2nd
2012-13	Virginia	55.6	5th
2013-14	Virginia	55.7	1st
2014-15	Virginia	51.5	1st
2015-16	Virginia	60.1	2nd
2016-17	Virginia	56.4	1st
2017-18	Virginia	54.0	1st
2018-19	Virginia	56.1	1st
2019-20	Virginia	52.4	1st
2020-21	Virginia	60.5	6th
2021-22	Virginia	60.1	6th
2022-23	Virginia	60.5	6th
2023-24	Virginia	59.7	3rd

- 27.2 shot clock violations since 2018-19.
- UVA was out-rebounded in 19 contests and was 9-10 in those games.
- Bennett-coached teams have led the nation in scoring defense seven times and finished in the top-five nationally 12 times.

STOCK UP

- Virginia has totaled 408 stocks (239 steals + 169 blocks).
- UVA averaged 12 stocks per game (7.0 STL + 5.0 BLK).
- Steals and blocks were first kept by UVA in 1976 and recognized by the NCAA in 1985-86.
- The school record for stocks in a season is 13.8 in 1998-99.
- The school record for blocks is 5.5 bpg in 1979-80, while the school record for steals is 8.8 spg in 1999-2000.
- UVA averaged 11.1 stocks per game last season (6.8 STL + 4.3 BLK).
- Ryan Dunn led UVA with 121 stocks and ranked 16th nationally in blocks (2.3 bpg).
- Reece Beekman ranked 43rd nationally in steals (2.0 spg).

THERE'S NO PLACE LIKE HOME

- UVA is 246-56 (.816), including a 15-2 mark in 2023-24, in 18 seasons at John Paul Jones Arena.
- Virginia's recent 23-game home win streak (Feb. 28, 2022-Feb. 5, 2024) was its second longest at John Paul Jones Arena.
- The Cavaliers finished 10-0 at home in ACC league play last season and is 17-2 in its last 19 league home games.
- UVA is 208-40 (.839) at JPJ under Bennett.
- UVA has an ACC-leading 96 wins in league home games over the past 11 seasons. Duke is second at 94.
- UVA has won 10+ home games for 15 straight seasons.

UVA VS. RANKED OPPONENTS

- UVA is 52-48 against ranked foes in the Tony Bennett era.
- UVA was 1-3 vs. ranked opponents in 2023-24, recording a win against then-No. 14 Texas A&M and losses to then-No. 23 Memphis, then-No. 10 North Carolina and then-No. 10 Duke.
- UVA's 11 ranked wins in 2018-19 marked a school record.
- UVA is 164-341 vs. ranked opponents since 1953-54.
- UVA is 1-31 all-time vs. No. 1-ranked opponents (86-73 win vs. No. 1 North Carolina on Jan. 30, 1986).

SUPER 70s AND AWESOME 80s

- Virginia is 168-11 all-time when scoring 70 or more points under Tony Bennett.
- UVA is 11-0 when scoring 70 or more points in 2023-24.
- Virginia is 46-1 all-time when scoring 80 or more points (4-0 in 2023-24) under Bennett with their lone loss a 93-81 setback at North Carolina in 2012-13.
- Bennett was 4-0 when scoring 80+ at Washington State.
- UVA scored 100 points against Marshall (2018-19) for the first time under Tony Bennett and added 97 points against Coppin State (2018-19).
- UVA is 4-0 all-time when scoring 90 or more under Bennett.

HOLDING FOES UNDER 50

- UVA is 115-2, including a 6-0 mark in 2023-24, when limiting foes to fewer than 50 points during the Tony Bennett era.
- Bennett-coached teams are 140-3 when holding opponents to fewer than 50 points (25-1 in 3 years at Washington State).
- The Cavaliers are 29-0 when holding foes to fewer than 40 under Bennett.



TONY BENNETT

EDUCATION
College: Green Bay, 1992

COACHING EXPERIENCE

1999-00	Wisconsin (staff volunteer)
2000-01	Wisconsin (assistant coach)
2003-04	Washington State (assistant coach)
2004-06	Washington State (associate head coach)
2006-09	Washington State (head coach)
2009-	Virginia (head coach)

THE BENNETT RECORD

Year	School	Record (Conf)	Postseason
2006-07	Washington St.	26-8 (13-5)	NCAA 2nd Round
2007-08	Washington St.	26-9 (11-7)	NCAA Sweet 16
2008-09	Washington St.	17-16 (8-10)	NIT 1st Round
2009-10	Virginia	15-16 (5-11)	
2010-11	Virginia	16-15 (7-9)	
2011-12	Virginia	22-10 (9-7)	NCAA 2nd Round
2012-13	Virginia	23-12 (11-7)	NIT Quarterfinals
2013-14	Virginia	30-7 (16-2)	NCAA Sweet 16
2014-15	Virginia	30-4 (16-2)	NCAA Third Round
2015-16	Virginia	29-8 (13-5)	NCAA Elite Eight
2016-17	Virginia	23-11 (11-7)	NCAA 2nd Round
2017-18	Virginia	31-3 (17-1)	NCAA 1st Round
2018-19	Virginia	35-3 (16-2)	NCAA Champions
2019-20	Virginia	23-7 (15-5)	N/A
2020-21	Virginia	18-7 (13-4)	NCAA First Round
2021-22	Virginia	21-14 (12-8)	NIT Quarterfinals
2022-23	Virginia	25-8 (15-5)	NCAA First Round
2023-24	Virginia	23-11 (13-7)	NCAA First Four
Total	18 seasons	433-169	
Virginia	15 seasons	364-136	

BENNETT VS. 2023-24 OPPONENTS

Opponent	Career	Virginia
Boston College	15-6	15-6
Clemson	17-4	17-4
Colorado State	0-1	0-1
Duke	6-15	6-15
Florida	1-2	1-2
Florida State	12-11	12-11
Georgia Tech	19-2	19-2
Louisville	19-2	19-2
Memphis	1-1	1-1
Morgan State	4-0	4-0
Miami	13-6	13-6
North Carolina	14-12	14-11
NC A&T	2-0	1-0
NCCU	2-0	2-0
NC State	16-7	16-7
Northeastern	1-0	1-0
Notre Dame	14-3	13-3
Pitt	12-4	12-3
SMU	1-0	1-0
Syracuse	13-3	13-3
Tarleton State	1-0	1-0
Texas A&M	1-0	1-0
Texas Southern	1-0	1-0
Virginia Tech	19-10	19-10
Wake Forest	12-6	12-6
West Virginia	2-2	2-2
Wisconsin	3-2	3-2

VIRGINIA IN THE POLLS

Date	AP Coaches	Date	AP Coaches
Preseason	RV RV	1/22/24	NR NR
11/13/23	RV RV	1/29/24	RV RV
11/20/23	24 18	2/5/24	RV RV
11/27/23	RV RV	2/12/24	21 23
12/4/23	RV 23	2/19/24	RV RV
12/11/23	22 21	2/26/24	NR NR
12/18/23	22 20	3/4/24	NR NR
12/25/23	RV RV	3/11/24	NR NR
1/1/24	NR NR	3/18/24	NR NR
1/8/24	NR NR	Final	NR NR
1/15/24	NR NR		

VIRGINIA RANKED NO. 21 THIS SEASON

- Virginia was ranked as high as No. 21 in the Feb. 12 AP-Top 25 poll.
- The Cavaliers were also ranked No. 22 in the Dec. 11 and Dec. 18 polls, respectively.
- UVA is 3-3 as a ranked team.
- UVA was not ranked in the AP preseason top-25 poll for the first time since 2017-18 when it received votes.

BECKMAN NAMED NAISMITH DEFENSIVE PLAYER OF THE YEAR SEMIFINALIST

- Reece Beekman was among 10 players named semifinalists for the Naismith Men's Defensive Player of the Year.
- Beekman and Ryan Dunn were named to the Naismith Men's Defensive Player of the Year Watchlist.
- Dunn leads the ACC in blocked shots, while Beekman ranks second in steals.
- Dunn ranks 15th nationally in blocked shots and Beekman ranks 41st in steals.
- UVA boasts the third-ranked scoring defense at 59.5 ppg.
- Beekman was named ACC Defensive Player of the Year in 2024 and was joined on the ACC All-Defensive Team by Dunn.
- Beekman was named ACC Defensive Player of the Year in 2023 and ACC All-Defensive in 2022 and 2023.

MCKNEELY DIALED IN FROM DISTANCE

- Isaac McKneely leads Virginia in 3-point shooting at 44.9 percent.
- McKneely's 12 3-pointers in back-to-back games against Syracuse and NCCU (career-best 6 in each game) were the most at UVA in a two-game span since Kyle Guy made 13 in 2019.
- McKneely added his third six 3-pointer game at Georgia Tech.
- McKneely drilled five 3-pointers at Florida State and vs. NC State, and has made two or more 3-pointers in 21 games and four or more in nine contests.

BECKMAN NETS ACC PLAYER OF THE WEEK HONOR

- Reece Beekman was named ACC Player of the Week for Jan. 22 after averaging 17.5 points, 7.5 assists, 5.0 rebounds and 3.0 steals in victories against in-state rival Virginia Tech (65-57) and Georgia Tech (75-66).
- Beekman posted 16 points, four rebounds, four assists and four steals in the Cavaliers' home win against the Hokies on

Jan. 17.

- Beekman added his fourth career double-double with 19 points and 11 assists at Georgia Tech on Jan. 20 as the Cavaliers earned their first road win of the season.

WATCH OUT FOR REECE

- Senior guard Reece Beekman was named to the Jersey Mike's Naismith Trophy Men's Preseason 50 Watch List and John R. Wooden Award Preseason Top-50 Watch List.
- Beekman has averaged 9.4 points, 5.2 assists and 3.4 rebounds in 125 career games (120 starts) for the Cavaliers.

SEASON STORYLINES

- The Cavaliers returned 28.1 percent of their scoring from last season compared to 91.4 percent from 2021-22.
- Virginia's roster included nine newcomers, including transfers Jake Groves (Oklahoma), Jordan Minor (Merimack) and Andrew Rohde (St. Thomas), and freshmen Blake Buchanan and Elijah Gertrude.
- Leon Bond III and Dante Harris (Georgetown) made their UVA debuts after redshirting last season.
- Redshirts Anthony Robinson, Christian Bliss and Desmond Roberts, and walk-ons Bryce Walker and Tristan How completed the roster.
- In addition to head coach Tony Bennett (Green Bay), UVA's roster includes Wisconsin natives Reece Beekman (Milwaukee), Bond III (Wauwatosa) and Rohde (Milwaukee).
- Associate head coach Ron Sanchez returned to Virginia after serving the last five seasons as head coach at Charlotte from 2018-23. Sanchez served nine seasons on Bennett's staff from 2009-18, the last three as associate head coach.

BECKMAN EARNED PRESEASON ALL-ACC HONORS

- Senior guard Reece Beekman was named to the preseason All-ACC first team.
- In 2022-23, Beekman was named ACC Defensive Player of the Year, All-Defensive Team and All-ACC Third Team.
- Beekman ranked second nationally and first in the ACC in assist/turnover ratio (3.36), and ranked second in steals (1.8 spg) and third in assists (5.3 apg).

UVA UNDER BENNETT:

	All	2023-24
Leading at the half	288-33	20-0
Trailing at the half	66-96	3-10
Tied at the half	10-6	0-1
Playing Overtime	13-11	1-1
Shooting 50% or better	139-12	8-1
Shooting between 40-49.9%	181-48	14-1
Shooting less than 40%	45-76	1-9
Opponents shoot 50% or better	27-38	1-4
Opponents shoot less than 50%	337-98	21-7
UVA outrebounded its opponent	248-39	12-0
Opponent outrebounded UVA	106-92	10-10
Teams are tied in rebounds	10-5	1-1
UVA has 10 or more steals	35-5	5-0
UVA shoots 70% FT or better	219-70	8-2
UVA shoots less than 70% FT	144-67	14-9
Scoring fewer than 50 points	11-27	1-6
Scoring 50-59 points	52-49	4-2
Scoring 60-69 points	133-48	7-3
Scoring 70-79 points	122-10	7-0
Scoring 80-89 points	42-1	4-0
Scoring more than 90 points	4-0	0-0
Allowing fewer than 50 points	115-2	6-0
Allowing fewer than 40 points	29-0	2-0
Playing in John Paul Jones Arena	208-40	15-2
Playing on the road	96-68	5-6
Playing on a neutral court	60-28	3-3
Game decided by 1-4 points	58-50	7-0
Game decided by 5-10 points	92-37	4-3
Game decided by 11+ points	214-49	12-8
Playing at night	253-93	19-7
Playing in the afternoon	111-43	4-4
Playing on Monday	35-17	2-2
Playing on Tuesday	58-17	2-2
Playing on Wednesday	65-17	8-0
Playing on Thursday	24-11	2-0
Playing on Friday	38-12	1-1
Playing on Saturday	106-52	8-5
Playing on Sunday	37-10	0-0
Playing in November	84-16	6-1
Playing in December	62-19	4-2
Playing in January	89-31	6-2
Playing in February	74-40	5-3
Playing in March	53-29	2-3
Playing in April	2-0	0-0

2023-24 VIRGINIA STARTING LINEUPS

Opponent	1	2	3	4	5
Tarleton State	Beekman	McKneely	Rohde	Dunn	Groves
vs. Florida	Beekman	McKneely	Rohde	Dunn	Groves
North Carolina A&T	Beekman	McKneely	Rohde	Dunn	Buchanan
Texas Southern	Beekman	Harris	Rohde	Dunn	Buchanan
vs. Wisconsin	Beekman	McKneely	Rohde	Dunn	Buchanan
vs. West Virginia	Beekman	McKneely	Rohde	Dunn	Buchanan
Texas A&M	Beekman	McKneely	Rohde	Dunn	Groves
Syracuse	Beekman	McKneely	Rohde	Dunn	Groves
NCCU	Beekman	McKneely	Rohde	Dunn	Groves
Northeastern	Beekman	McKneely	Rohde	Dunn	Groves
at Memphis	Beekman	McKneely	Rohde	Dunn	Groves
Morgan State	Beekman	McKneely	Rohde	Dunn	Groves
at Notre Dame	Beekman	McKneely	Rohde	Dunn	Groves
Louisville	Beekman	McKneely	Rohde	Dunn	Groves
at NC State	Beekman	McKneely	Rohde	Dunn	Buchanan
at Wake Forest	Beekman	McKneely	Groves	Dunn	Minor
Virginia Tech	Beekman	McKneely	Rohde	Dunn	Minor
at Georgia Tech	Beekman	McKneely	Rohde	Dunn	Minor
NC State	Beekman	McKneely	Rohde	Dunn	Minor
at Louisville	Beekman	McKneely	Rohde	Dunn	Minor
Notre Dame	Beekman	McKneely	Rohde	Dunn	Minor
at Clemson	Beekman	McKneely	Rohde	Dunn	Minor
Miami	Beekman	McKneely	Rohde	Dunn	Minor
at Florida State	Beekman	McKneely	Rohde	Dunn	Minor
Pittsburgh	Beekman	McKneely	Rohde	Dunn	Minor
Wake Forest	Beekman	McKneely	Rohde	Dunn	Minor
at Virginia Tech	Beekman	McKneely	Rohde	Dunn	Minor
North Carolina	Beekman	McKneely	Rohde	Dunn	Minor
at Boston College	Beekman	McKneely	Groves	Dunn	Minor
at Duke	Beekman	McKneely	Groves	Dunn	Minor
Georgia Tech	Beekman	McKneely	Groves	Dunn	Minor
vs. Boston College	Beekman	McKneely	Groves	Dunn	Buchanan
vs. NC State	Beekman	McKneely	Murray	Dunn	Minor
vs. Colorado State	Beekman	McKneely	Murray	Dunn	Minor

CAVALIERS IN THE PROS

- Justin Anderson** (2013-15), Valencia Basket (Spain)
- Darion Atkins** (2012-15), Reggio Emilia (Italy)
- Malcolm Brogdon** (2012-16), Portland (NBA)
- Kihei Clark** (2019-23), Milwaukee (G League)
- Mamadi Diakite** (2016-20), New York (NBA/G League)
- Armaan Franklin** (2022-23), Denver (G League)
- Jayden Gardner** (2022-23), Kortrijk (Belgium)
- Anthony Gill** (2014-16), Washington (NBA)
- Kyle Guy** (2017-19), Lenovo Tenerife (Spain)
- Devon Hall** (2015-18), Milano (Italy)
- Joe Harris** (2011-14), Detroit (NBA)
- Sam Hauser** (2021), Boston (NBA)
- Jay Huff** (2018-21), Denver (NBA)
- De'Andre Hunter** (2017-19), Atlanta (NBA)
- Ty Jerome** (2017-19), Cleveland (NBA)
- Nigel Johnson** (2018), KK Kozuv AD Gevgelija (N. Macedonia)
- Braxton Key** (2019-20), Denver (NBA)
- Sylen Landesberg** (2009-10), Gran Canaria (Spain)
- Jerome Meynse** (2007-10), Ironi Hai (Israel)
- Laurynas Mikaluskas** (2006-08), Neptunas-Akvaservis (Lithuania)
- Akil Mitchell** (2011-14), Criollos de Caguas (Puerto Rico)
- Trey Murphy III** (2021), New Orleans (NBA)
- London Perrantes** (2014-17), Kolossos HH (Greece)
- Mike Scott** (2008-12), ASVEL Lyon-Villeurbanne (France)
- Kody Statmann** (2019-22), South East Melbourne (Australia)
- Mike Tobey** (2013-16), KK Crvena Zvezda (Serbia)
- Ben Vander Plas** (2023), BC Siauliai (Lithuania)
- Tomas Woldetensae** (2020-21), Varese (Italy)

CAVALIERS SIGN COFIE AND SHARMA TO NLI's

· Virginia signed Jacob Cofie (Seattle, Wash.) and Ishan Sharma (Milton, Ontario) to National Letters of Intent. Cofie and Sharma will join UVA for the 2024-25 season. · Cofie is a 6-10, 230-pound power forward who averaged 20.9 points, 11 rebounds and 5.2 assists during his junior season at Eastside Catholic School in 2022-23. · Sharma is a 6-5, 185-pound skilled guard who served as team captain for Fort Erie International Academy, which was the second ranked team in Canada in 2022-23.

VIRGINIA PICKED FOURTH IN THE ACC

· Virginia was fourth in the 2023-24 ACC Tipoff Preseason Poll and finished third in the ACC standings. · The Cavaliers have finished at or higher than their predicted finish in 14 of the last 16 seasons.

ACC ANNOUNCES 2024-25 LEAGUE OPPONENTS

· In 2024-25, Virginia will play Virginia Tech, Louisville and SMU both home and away. The remaining 14 opponents will be single games, seven at home and seven on the road. · Virginia will host Boston College, Clemson, Duke, Florida State, Georgia Tech, NC State and Notre Dame at John Paul Jones Arena. · The Cavaliers will travel to Cal, Miami, North Carolina, Pitt, Stanford, Syracuse and Wake Forest.

CAVALIERS IN THE NBA

· Malcolm Brogdon (Portland), Mamadi Diakite (San Antonio), Anthony Gill (Washington), Sam Hauser (Boston), Jay Huff (Denver), De'Andre Hunter (Atlanta), Ty Jerome (Cleveland), Braxton Key (Denver) and Trey Murphy III (New Orleans) were former Cavaliers who played in the NBA in 2023-24. · In addition, Indiana head coach Rick Carlisle is a Virginia alum who led Dallas to an NBA title and helped the Cavaliers to an NCAA Final Four in 1984.

2023-24 Roster

No.	Name	Year	Pos.	Ht.	Wt.	Hometown/High School/Club/Previous School
0	Blake Buchanan	Fr.	F	6-11	225	Coeur d'Alene, Idaho/Lake City
1	Dante Harris	R-Jr.	G	6-0	171	Washington, D.C./Lakeway Christian/Georgetown
2	Reece Beekman ***	Sr.	G	6-3	194	Milwaukee, Wis./Scotlandville Magnet (La.)
4	Andrew Rohde	So.	G	6-6	202	Milwaukee, Wis./Brookfield Central/St. Thomas (Minn.)
5	Desmond Roberts	Fr.	G	6-4	206	Charlottesville, Va./St. Anne's-Belfield
10	Taine Murray **	Jr.	G	6-5	208	Auckland, N.Z./Rosmini College
11	Isaac McKneely *	So.	G	6-4	188	Poca, W.Va./Poca
12	Elijah Gertrude	Fr.	G	6-4	185	Jersey City, N.J./Hudson Catholic Regional
13	Ryan Dunn *	So.	G	6-8	216	Freeport, N.Y./Perkiomen School
21	Anthony Robinson	Fr.	F	6-10	238	Peachtree City, Ga./Christ School (N.C.)
22	Jordan Minor	Gr.	F	6-8	242	Kingston, Mass./Brimmer and May/Merrimack
24	Tristan How *	Sr.	F	6-7	210	Virginia Beach, Va./Norfolk Collegiate
30	Christian Bliss	Fr.	G	6-4	198	Queens, N.Y./George School (Pa.)
34	Jake Groves	Gr.	F	6-9	211	Spokane, Wash./Shadle Park/East Wash./Oklahoma
35	Leon Bond III	R-Fr.	G/F	6-5	203	Wauwatosa, Wis./Wauwatosa East
42	Bryce Walker	Jr.	G	6-2	200	Beltsville, Md./New Hampton School

* Denotes letters won

Head Coach: Tony Bennett (Green Bay '92/15th season)
Associate Head Coach: Ron Sanchez (SUNY Oneonta '97/10th season)
Associate Head Coach: Jason Williford (Virginia '95/15th season)
Assistant Coaches: Orlando Vandross (AIC '92/9th season), Johnny Carpenter (Virginia '13/9th season)
Assistant Coach: Isaiah Wilkins (Virginia '18/3rd season)
Director of Scouting: Brad Soderberg (UW-Stevens Point '85/9th season)
Director of Player Development: Larry Mangino (Montclair State '83/8th season)
Graduate Assistant: Chase Coleman (Virginia '23/1st season)
Associate AD for Basketball Administration/Operations: Ronnie Wideman (Washington State '06/15th season)
Program and Operations Assistant: Stelios Tzoutzis (Liberty '13/4th season)
Strength and Conditioning Coach: Mike Curtis (Virginia '98/15th season)
Athletic Trainer: Ethan Saliba (Kansas '79/41st season)

RECORDS WATCH

No.	Name	Career Assists
1.	Kihei Clark (2019-23)	718
2.	John Crotty (1988-91)	683
3.	Reece Beekman (2021-24)	636

No.	Name	Season Assists
1.	John Crotty (1989-90)	214
2.	Reece Beekman (2023-24)	212
	John Crotty (1988-89)	208

No.	Name	Career Steals
1.	Reece Beekman (2021-24)	228
2.	Othell Wilson (1981-84)	222

No.	Name	Season Steals
1.	Reece Beekman (2021-22)	73
2.	Othell Wilson (1983-84)	69
3.	Reece Beekman (2023-24)	68

No.	Name	Career Blocks
1.	Ralph Sampson (1980-83)	462
2.	Jay Huff (2018-21)	166
3.	Mamadi Diakite (2017-20)	156
4.	Chris Alexander (1993-96)	148
5.	Isaiah Wilkins (2015-18)	141
6.	Travis Watson (2000-03)	130
7.	Kris Hunter (1997-99)	126
8.	Kadin Shedrick (2020-23)	114
9.	Jason Clark (2002-05)	112
10.	Ryan Dunn (2023-24)	110

No.	Name	Season Blocks
1.	Ralph Sampson (1979-80)	157
2.	Ralph Sampson (1982-83)	103
	Ralph Sampson (1980-81)	103
4.	Ralph Sampson (1981-82)	99
5.	Kris Hunter (1998-99)	88
6.	Ryan Dunn (2023-24)	77

No.	Name	Career Points
33.	Billy Langloh (1974-77)	1,240
34.	Roger Mason, Jr. (2000-02)	1,231
35.	London Perrantes (2014-17)	1,225
36.	Anthony Gill (2014-16)	1,222
37.	Kenny Turner (1988-91)	1,220
38.	Reece Beekman (2021-24)	1,195

VIRGINIA ALL-TIME IN THE NCAA TOURNAMENT

Date	Seed	Region (Site) - Round	Opponent (Seed)	Score
3/13/76	--	East (Charlotte, N.C.) - 1st Round	DePaul (--)	L 69-60
3/13/81	1	East (Charlotte, N.C.) - 2nd Round	Villanova (9)	W 54-50
3/19/81		East (Atlanta, Ga.) - Regional Semifinal	Tennessee (4)	W 62-48
3/21/81		East (Atlanta, Ga.) - Regional Final	Brigham Young (6)	W 74-60
3/28/81		Final Four (Philadelphia, Pa.) - National Semifinal	North Carolina (2-West)	L 78-65
3/30/81		Final Four (Philadelphia, Pa.) - Third Place Game	LSU (1-Midwest)	W 78-74
3/14/82	1	Midwest (Indianapolis, Ind.) - 2nd Round	Tennessee (9)	W 54-51
3/18/82		Midwest (Birmingham, Ala.) - Regional Semifinal	UAB (4)	L 68-66
3/19/83	1	West (Boise, Idaho) - 2nd Round	Washington State (8)	W 54-49
3/24/83		West (Ogden, Utah) - Regional Semifinal	Boston College (4)	W 95-92
3/26/83		West (Ogden, Utah) - Regional Final	NC State (6)	L 63-62
3/16/84	7	East (East Rutherford, N.J.) - 1st Round	Iona (10)	W 58-57
3/18/84		East (East Rutherford, N.J.) - 2nd Round	Arkansas (2)	W 53-51 (ot)
3/22/84		East (Atlanta, Ga.) - Regional Semifinal	Syracuse (3)	W 63-55
3/24/84		East (Atlanta, Ga.) - Regional Final	Indiana (4)	W 50-48
3/31/84		Final Four (Seattle, Wash.) - National Semifinal	Houston (2-Midwest)	L 49-47 (ot)
3/13/86	5	East (Greensboro, N.C.) - 1st Round	DePaul (12)	L 72-68
3/12/87	5	West (Salt Lake City, Utah) - 1st Round	Wyoming (12)	L 64-60
3/16/89	5	Southeast (Nashville, Tenn.) - 1st Round	Providence (12)	W 100-97
3/18/89		Southeast (Nashville, Tenn.) - 2nd Round	Middle Tennessee (13)	W 104-88
3/23/89		Southeast (Lexington, Ky.) - Regional Semifinal	Oklahoma (1)	W 86-80
3/25/89		Southeast (Lexington, Ky.) - Regional Final	Michigan (3)	L 102-65
3/16/90	7	Southeast (Richmond, Va.) - 1st Round	Notre Dame (10)	W 75-67
3/18/90		Southeast (Richmond, Va.) - 2nd Round	Syracuse (2)	L 63-61
3/14/91	7	West (Salt Lake City, Utah) - 1st Round	Brigham Young (10)	L 61-48
3/19/93	6	East (Syracuse, N.Y.) - 1st Round	Manhattan (11)	W 78-66
3/21/93		East (Syracuse, N.Y.) - 2nd Round	Massachusetts (3)	W 71-56
3/26/93		East (East Rutherford, N.J.) - Regional Semifinal	Cincinnati (2)	L 71-54
3/18/94	7	West (Sacramento, Calif.) - 1st Round	New Mexico (10)	W 57-54
3/20/94		West (Sacramento, Calif.) - 2nd Round	Arizona (2)	L 71-58
3/16/95	4	Midwest (Dayton, Ohio) - 1st Round	Nicholls State (13)	W 96-72
3/18/95		Midwest (Dayton, Ohio) - 2nd Round	Miami (Ohio) (12)	W 60-54 (ot)
3/24/95		Midwest (Kansas City, Mo.) - Regional Semifinal	Kansas (1)	W 67-58
3/26/95		Midwest (Kansas City, Mo.) - Regional Final	Arkansas (2)	L 68-61
3/13/97	9	West (Salt Lake City, Utah) - 1st Round	Iowa (8)	L 73-60
3/16/01	5	South (Memphis, Tenn.) - 1st Round	Gonzaga (12)	L 86-85
3/16/07	4	South (Columbus, Ohio) - 1st Round	Albany (13)	W 84-57
3/18/07		South (Columbus, Ohio) - 2nd Round	Tennessee (5)	L 77-74
3/16/12	10	West (Omaha, Neb.) - 2nd Round	Florida (7)	L 71-45
3/21/14	1	East (Raleigh, N.C.) - 2nd Round	Coastal Carolina (16)	W 70-59
3/23/14		East (Raleigh, N.C.) - 3rd Round	Memphis (8)	W 78-60
3/28/14		East (New York, N.Y.) - Regional Semifinal	Michigan State (4)	L 61-59
3/20/15	2	East (Charlotte, N.C.) - 2nd Round	Belmont (15)	W 79-67
3/21/15		East (Charlotte, N.C.) - 3rd Round	Michigan State (7)	L 60-54
3/17/16	1	Midwest (Raleigh, N.C.) - 1st Round	Hampton (16)	W 81-45
3/19/16		Midwest (Raleigh, N.C.) - 2nd Round	Butler (9)	W 77-69
3/25/16		Midwest (Chicago, Ill.) - Regional Semifinal	Iowa State (4)	W 84-71
3/27/16		Midwest (Chicago, Ill.) - Regional Final	Syracuse (10)	L 68-62
3/16/17	5	East (Orlando, Fla.) - 1st Round	UNC Wilmington (12)	W 76-71
3/18/17		East (Orlando, Fla.) - 2nd Round	Florida (4)	L 65-39
3/16/18	1	South (Charlotte, N.C.) - 1st Round	UMBC (16)	L 74-54
3/22/19	1	South (Columbia, S.C.) - 1st Round	Gardner-Webb (16)	W 71-56
3/24/19		South (Columbia, S.C.) - 2nd Round	Oklahoma (9)	W 63-51
3/28/19		South (Louisville, Ky.) - Regional Semifinal	Oregon (12)	W 53-49
3/30/19		South (Louisville, Ky.) - Regional Final	Purdue (3)	W 80-75 (ot)
4/6/19		Final Four (Minneapolis, Minn.) - National Semifinal	Auburn (5)	W 63-62
4/8/19		Final Four (Minneapolis, Minn.) - National Final	Texas Tech (3)	W 85-77 (ot)
3/20/21	4	West (Bloomington, Ind.) - 1st Round	Ohio (14)	L 62-58
3/16/23	4	South (Orlando, Fla.) - 1st Round	Furman (14)	L 68-67
3/16/23	10	Midwest (Dayton, Ohio) - First Four	Colorado State (10)	L 67-42

Total: 35-25

VIRGINIA BY REGION

Region	Record (Pct.)	First Four	Rd.64	Rd.32	Reg. SF	Reg. Final	Final Four
East	14-7 (.667)		5-2	4-1	2-2	2-0	1-2
Midwest	1-1 (.500)		0-0	1-0	0-1	0-0	
Midwest	6-4 (.600)	0-1	2-0	2-1	2-0	0-2	
South	7-4 (.636)		2-3	1-1	1-0	1-0	2-0
Southeast	4-2 (.667)		2-0	1-1	1-0	0-1	
West	3-7 (.300)		1-5	1-1	1-0	0-1	
Overall	35-25 (.583)	0-1	12-10	10-5	7-3	3-4	3-2

UVA PLAYERS IN THE NCAA TOURNAMENT

Player	G	Points	Rebounds	Assists
Reece Beekman	3	11.7	3.4	4.0
Ryan Dunn	2	4.5	4.5	0.5
Jake Groves*	2	13.0	6.0	0.5
Isaac McKneely	2	9.0	2.0	0.0
Taine Murray	2	0.5	0.5	0.5
Jordan Minor	1	7.0	2.0	0.0
Blake Buchanan	1	2.0	2.0	0.0
Elijah Gertrude	1	2.0	1.0	0.0
Dante Harris	1	2.0	1.0	0.0
Leon Bond III	1	0.0	0.0	0.9
Andrew Rohde	1	0.0	1.0	1.0

*Includes stats from Eastern Washington's first round 93-84 loss to Kansas in 2020-21

UVA TOP-10 IN NCAA TOURNAMENT

Scoring

1. Richard Morgan vs. Providence (1989).....	33
Richard Morgan vs. Middle Tennessee (1989).....	33
3. Bryant Stith vs. Syracuse (1990).....	30
Roger Mason, Jr. vs. Gonzaga (2001).....	30
5. Bryant Stith vs. Oklahoma (1989).....	28
John Crotty vs. Notre Dame (1990).....	28
Junior Burrough vs. Miami (Ohio) (1994).....	28
J.R. Reynolds vs. Albany (2007).....	28
9. De'Andre Hunter vs. Texas Tech (2019).....	27
Cory Alexander vs. Manhattan (1993).....	27

Rebounding

1. Ralph Sampson vs. UAB (1982).....	21
2. Junior Burrough vs. Arkansas (1995).....	16
3. Craig Robinson vs. Boston College (1983).....	15
4. Kenton Edelin vs. Syracuse (1984).....	14
Brent Dabbs vs. Oklahoma (1989).....	14
Darion Atkins vs. Michigan State (2015).....	14
7. Kadin Shedrick vs. Furman (2023).....	13
Jason Williford vs. Miami (Ohio) (1995).....	13

VIRGINIA BY SEED

Seed	Record (Pct.)
1	18-6 (.750)
2	1-1 (.500)
3	0-0 (.000)
4	4-4 (.500)
5	4-5 (.444)
6	2-1 (.667)
7	6-4 (.600)
9	0-1 (.000)
10	0-2 (.000)
Unseeded	0-1 (.000)
Total	35-25 (.583)

NCAA TOURNAMENT SUPERLATIVES

VIRGINIA HIGHS

Points 104 vs. Middle Tennessee (1989)
 Margin of Victory 36 vs. Hampton (2016)
 Field Goals Made 36 vs. Boston College (1983) [36-72]
 Field Goals Attempted 74 vs. Arizona (1994) [23-74]
 Field Goal Pct. 63.4% vs. NC State (1983) [26-41]
 3-Point FG Made 12 vs. Hampton (2016) [12-25]
 3-Point FG Attempted 28 vs. Arizona (1994) [9-28]
 3-Point FG Pct. 75% vs. Wyoming (1987) [3-4]
 (min. 10 3FGA) 70, 2x, last vs. Middle Tennessee (1989) [7-10]
 Free Throws Made 34 vs. LSU (1981) [34-38]
 Free Throws Attempted 42 vs. Nicholls State (1995) [32-42]
 Free Throw Pct. (min. 10 FTA) 90.9% vs. DePaul (1976) [10-11]
 Offensive Rebounds 18, 4x, last vs. Mich. St. (2015)
 Rebounds 50 vs. Boston College (1983)
 Rebound Margin +16, 2x last vs. Albany (2007) [41-25]
 Personal Fouls 27, 2x last vs. Boston College (1983)
 Disqualifications 3 vs. Boston College (1983)
 Assists 26 vs. Iowa State (2016)
 Turnovers 21 vs. Cincinnati (1993)
 Blocked Shots 9 vs. Auburn (2019)
 Steals 12 vs. Nicholls State (1995)
 Overtime Periods 1, 4x last vs. Purdue (2019)

VIRGINIA LOWS

Points 39 vs. Florida (2017)
 Margin of Victory 1 vs. Iona (1984)
 Field Goals Made 14 vs. Colorado State (2024) [14-56]
 Field Goals Attempted 38 vs. Washington State (1983) [19-38]
 Field Goal Pct. 25% vs. Colorado State (2024) [14-56]
 3-Point FG Made 1, 2x last vs. Florida (2017) [1-15]
 3-Point FG Attempted 4 vs. Wyoming (1987) [3-4]
 3-Point FG Pct. 6.7%, 2x last vs. Florida (2017) [1-15]
 (min. 10 3FGA) 6.7%, 2x last vs. Florida (2017) [1-15]
 Free Throws Made 3, 2x last vs. Arizona (1994) [3-6]
 Free Throws Attempted 5 vs. Oregon (2019) [4-5]
 Free Throw Pct. (min. 10 FTA) 38.1% vs. Tennessee (1982) [8-21]
 Offensive Rebounds 0 vs. Coastal Carolina (2014)
 Rebounds 21 vs. Arkansas (1984)
 Rebound Margin -19 vs. Colorado State (2024) [24-43]
 Personal Fouls 9 vs. Gardner-Webb (2019)
 Disqualifications 0 - many times
 Assists 5, 3x last vs. UMBC (2018)
 Turnovers 3 vs. Ohio (2021)
 Blocked Shots 0, 5x
 Steals 0 vs. Arkansas (1995)
 Overtime Periods 1, 4x last vs. Purdue (2019)

OPPONENT HIGHS

Points 102, Michigan (1989)
 Margin of Victory 37, Michigan (1989)
 Field Goals Made 41, Michigan (1989) [41-70]
 Field Goals Attempted 78, Boston College (1983) [34-78]
 Field Goal Pct. 58.6%, Michigan (1989) [41-70]
 3-Point FG Made 14, Purdue (2019) [14-32]
 3-Point FG Attempted 32 by Purdue (2019) [14-32]
 3-Point FG Pct. 55%, Michigan (1989) [11-20]
 Free Throws Made 28, North Carolina (1981) [28-37]
 Free Throws Attempted 37, North Carolina (1981) [28-37]
 Free Throw Pct. (min. 10 FTA) 92.9%, Ohio (2021) [13-14]
 Free Throw Pct. (under 10 FTA) 100%, Indiana (1984) [6-6]
 Offensive Rebounds 24, Cincinnati (1993)
 Rebounds 48, Cincinnati (1993)
 Rebound Margin +19, by Colorado State (2024) [43-24]
 Personal Fouls 34, Syracuse (1984)
 Disqualifications 5, Syracuse (1984)
 Assists 23, Michigan (1989)
 Turnovers 22, Nicholls State (1995)
 Blocked Shots 13, Brigham Young (1991)
 Steals 13, Arkansas (1984)

OPPONENT LOWS

Points 45, Hampton (2016)
 Margin of Victory 1, 2x, last vs. Furman (2023)
 Field Goals Made 17, 2x, last by Hampton (2016) [17-56]
 Field Goals Attempted 37, Brigham Young (1991) [19-37]
 Field Goal Pct. 30.4%, Hampton (2016) [17-56]
 3-Point FG Made 2, 3x last by Kansas (1995) [2-21]
 3-Point FG Attempted 4, Notre Dame (1990) [2-4]
 3-Point FG Pct. 9.5%, Kansas (1995) [2-21]
 Free Throws Made 2, Tennessee (1981) [2-4]
 Free Throws Attempted 4, Tennessee (1981) [2-4]
 Free Throw Pct. (min. 10 FTA) 42.9%, Memphis (2014) [9-21]
 Free Throw Pct. (under 10 FTA) 50%, Tennessee (1981) [2-4]
 Offensive Rebounds 2, Iowa State (2016)
 Rebounds 19, Tennessee (1981)
 Rebound Margin -16, 2x last by Florida (2012) [39-23]
 Personal Fouls 10, 3x last by Florida (2012)
 Disqualifications 0 - many times
 Assists 4, Hampton (2016)
 Turnovers 5, Auburn (2019)
 Blocked Shots 0, 9x last by UMBC (2018)
 Steals 1, 6x last by Ohio (2021)

VIRGINIA INDIVIDUAL HIGHS

Points 33, Richard Morgan vs. Providence (1989)
 33, Richard Morgan vs. Middle Tennessee (1989)
 Rebounds 21, Ralph Sampson vs. UAB (1982)
 Offensive Rebounds 8, Junior Burrough vs. Arkansas (1995)
 FG Made 11, 5x last by Mason, Jr. vs. Gonzaga (2001) [11-19]
 FG Attempted 22, 3x last by Burrough vs. Arizona (1994) [9-22]
 FG Pct. (Min 10 FGA) 90%, John Crotty vs. Providence (1989) [9-10]
 FG Pct. (Min 10 FGM) 76.9%, Crotty vs. Middle Tenn. (1989) [10-13]
 Best Perfect FG Game 9-9, Jeff Jones vs. UAB (1982)
 3-Point FG Made 6, London Perrantes vs. Syracuse (2016) [6-10]
 3-Point FG Attempted 12, 2x, last by K. Guy vs. Purdue (1995) [5-12]
 3-Point FG Pct. 83.3%, Richard Morgan vs. Middle Tenn. (1989) [5-6]
 Best Perfect 3FG Game 4-4, John Crotty vs. Providence (1989)
 FT Made 12, Bryant Stith vs. Middle Tennessee (1989) [12-12]
 12, Harold Deane vs. Nicholls State (1995) [12-14]
 FT Attempted 14, Harold Deane vs. Nicholls State (1995) [12-14]
 FT Pct. (min. 10 FTA) 100%, Stith vs. Middle Tenn. (1989) [12-12]
 Best Perfect FT Game 12-12, Stith vs. Middle Tenn. (1989)
 Assists 14, John Crotty vs. Middle Tennessee (1989)
 Turnovers 7, Harold Deane vs. Nicholls State (1995)
 Blocked Shots 5 by Mamadi Diakite vs. Auburn (2019)
 Steals 5, Othell Wilson vs. Washington State (1983)
 5, Harold Deane vs. Nicholls State (1995)
 Minutes 45, 2x, Guy vs. Texas Tech (2019), O. Wilson vs. Houston (1984)

OPPONENT INDIVIDUAL HIGHS

Points 42, Carsen Edwards, Purdue (2019)
 Rebounds 15, Kerry Hammonds, Middle Tennessee (1989)
 Offensive Rebounds 6, Keith Bullock, Manhattan (1993)
 FG Made 14, 2x last by Carsen Edwards, Purdue (2019) [14-25]
 FG Attempted 25, Carsen Edwards (2019) [14-25]
 FG Pct. (Min 10 FGA) 81.3%, Glen Rice, Michigan (1989) [13-16]
 FG Pct. (Min 10 FGM) 81.3%, Glen Rice, Michigan (1989) [13-16]
 Best Perfect FG Game 6-6, Patric Young, Florida (2012)
 3-Point FG Made 10, Carsen Edwards, Purdue (2019) [10-19]
 3-Point FG Attempted 19, Carsen Edwards, Purdue (2019) [10-19]
 3-Point FG Pct. (Min 5 3FGA) 80%, Glen Rice, Michigan (1989) [4-5]
 Best Perfect 3FG Game 4-4, Andrew Chrabaszcz, Butler (2016) [4-4]
 FT Made 11, Al Wood, North Carolina (1981) [11-13]
 FT Attempted 13, Al Wood, North Carolina (1981) [11-13]
 13, Khalid Reeves, Arizona (1994) [10-13]
 FT Pct. (min. 10 FTA) 90%, Tom Garris, Boston College (1983) [9-10]
 90%, Chris Lofton, Tennessee (2007) [9-10]
 Best Perfect FT Game 7-7, Oliver Robinson, UAB (1982)
 Assists 11, Nick Van Exel, Cincinnati (1993)
 Turnovers 8, Akeem Olajuwon, Houston (1984)
 Blocked Shots 10, Shawn Bradley, Brigham Young (1991)
 Steals 8, Alvin Robertson, Arkansas (1984)
 Minutes 45, 6x

GAME 1 - VIRGINIA 80, TARLETON STATE 50



Official Basketball Box Score - Final
Tarleton St. at Virginia
11/06/23 John Paul Jones Arena, Charlottesville

Game Time: 7:00 PM
Game Duration: 2:02
Attendance: 14,080

Officials: Tony Henderson, Adam Fibre, Anthony Eades

Table with columns: NO. Name, Min, FG, 3P, FT, Rebounds, Fouls, TP, AS, TO, ST, Blocks, +/-

Shooting By Period
1st FG% 7.22 31.8%
3PT% 1.5 20.0%
FT% 4.7 57.1%

Table with columns: NO. Name, Min, FG, 3P, FT, Rebounds, Fouls, TP, AS, TO, ST, Blocks, +/-

Shooting By Period
1st FG% 14.24 58.3%
3PT% 5.9 55.6%
FT% 11.4 78.6%

Summary statistics table including Biggest lead, Best Scoring Run, Lead Changes, Times Tied, Time with Lead

GAME 2 - VIRGINIA 73, FLORIDA 70



Official Basketball Box Score - Final
Virginia at Florida
11/10/23 Spectrum Center, Charlotte, N.C.

Game Time: 7:00 PM
Game Duration: 2:06

Officials: Pat Adams, Lee Cassel, AJ Desai

Table with columns: NO. Name, Min, FG, 3P, FT, Rebounds, Fouls, TP, AS, TO, ST, Blocks, +/-

Shooting By Period
1st FG% 17.34 50.0%
3PT% 4.8 50.0%
FT% 1.2 50.0%

Table with columns: NO. Name, Min, FG, 3P, FT, Rebounds, Fouls, TP, AS, TO, ST, Blocks, +/-

Shooting By Period
1st FG% 14.32 43.6%
3PT% 5.14 35.7%
FT% 2.2 100%

Summary statistics table including Biggest lead, Best Scoring Run, Lead Changes, Times Tied, Time with Lead

GAME 3 - VIRGINIA 80, NORTH CAROLINA A&T 51



Official Basketball Box Score - Final
N.C. A&T at Virginia
11/14/23 John Paul Jones Arena, Charlottesville

Game Time: 7:00 PM
Game Duration: 1:50
Attendance: 13,905

Officials: Ted Valentine, Michael Roberts, Jenna Reneau

Table with columns: NO. Name, Min, FG, 3P, FT, Rebounds, Fouls, TP, AS, TO, ST, Blocks, +/-

Shooting By Period
1st FG% 6.28 21.4%
3PT% 1.15 6.7%
FT% 6.9 66.7%

Table with columns: NO. Name, Min, FG, 3P, FT, Rebounds, Fouls, TP, AS, TO, ST, Blocks, +/-

Shooting By Period
1st FG% 18.28 64.3%
3PT% 6.8 75.0%
FT% 7.8 87.5%

Summary statistics table including Biggest lead, Best Scoring Run, Lead Changes, Times Tied, Time with Lead

GAME 4 - VIRGINIA 62, TEXAS SOUTHERN 33



Official Basketball Box Score - Final
Texas Southern at Virginia
11/16/23 John Paul Jones Arena, Charlottesville

Game Time: 7:00 PM
Game Duration: 1:53
Attendance: 13,099

Officials: Doug Shows, Trey Styons, Isaac Bennett

Table with columns: NO. Name, Min, FG, 3P, FT, Rebounds, Fouls, TP, AS, TO, ST, Blocks, +/-

Shooting By Period
1st FG% 5.24 20.8%
3PT% 2.9 22.2%
FT% 2.3 66.7%

Table with columns: NO. Name, Min, FG, 3P, FT, Rebounds, Fouls, TP, AS, TO, ST, Blocks, +/-

Shooting By Period
1st FG% 9.22 40.9%
3PT% 3.10 30.0%
FT% 5.7 71.4%

Summary statistics table including Biggest lead, Best Scoring Run, Lead Changes, Times Tied, Time with Lead

GAME 5 - WISCONSIN 65, NO. 24 VIRGINIA 41



Official Basketball Box Score - Final
Wisconsin at Virginia
11/22/23 Suncoast Credit Union Arena, Fort Myers, Fla.
2023-24 Men's Basketball

Game Time: 6:00 PM
Game Duration: 1:47
Attendance: 3,500

Officials: Ted Valentine, Lee Cassell, KB Burdett

Wisconsin - 65 Record: 3-2
Table with columns: NO. Name, Min, FG, 3P, FT, Rebounds, Fouls, TP, AS, TO, ST, Blocks, +/-

Shooting By Period
1st FG% 10-33 30.3%
3PT% 3-8 37.5%
FT% 5-6 83.3%

Technical Fouls: NONE

Virginia - 41 Record: 4-1
Table with columns: NO. Name, Min, FG, 3P, FT, Rebounds, Fouls, TP, AS, TO, ST, Blocks, +/-

Shooting By Period
1st FG% 5-21 23.8%
3PT% 2-7 28.6%
FT% 6-6 100%

Technical Fouls: NONE

Summary table with columns: Wis, UVA, Points from, Turnovers, Paint, Second Chance, Fast Breaks, Bench

GAME 6 - NO. 24 VIRGINIA 56, WEST VIRGINIA 54



Official Basketball Box Score - Final
West Virginia at Virginia
11/22/23 Suncoast Credit Union Arena, Fort Myers, Fla.
2023-24 Men's Basketball

Game Time: 6:00 PM
Game Duration: 2:09
Attendance: 3,500

Officials: Brian Dorsey, Courtney Green, KB Burdett

West Virginia - 54 Record: 2-3
Table with columns: NO. Name, Min, FG, 3P, FT, Rebounds, Fouls, TP, AS, TO, ST, Blocks, +/-

Shooting By Period
1st FG% 9-28 32.1%
3PT% 1-9 11.1%
FT% 4-5 80%

Technical Fouls: Slazinski 2nd 6:38

Virginia - 56 Record: 5-1
Table with columns: NO. Name, Min, FG, 3P, FT, Rebounds, Fouls, TP, AS, TO, ST, Blocks, +/-

Shooting By Period
1st FG% 10-27 37.0%
3PT% 3-11 27.3%
FT% 3-4 75%

Technical Fouls: McKneely 2nd 6:38

Summary table with columns: WVU, UVA, Points from, Turnovers, Paint, Second Chance, Fast Breaks, Bench

GAME 7 - VIRGINIA 59, NO. 14 TEXAS A&M 47



Official Basketball Box Score - Final
Texas A&M at Virginia
11/29/23 John Paul Jones Arena, Charlottesville
2023-24 Men's Basketball

Game Time: 7:15 PM
Game Duration: 2:03
Attendance: 14,061

Officials: Roger Ayers, John Gaffney, James Breeding

Texas A&M - 47 Record: 6-2
Table with columns: NO. Name, Min, FG, 3P, FT, Rebounds, Fouls, TP, AS, TO, ST, Blocks, +/-

Shooting By Period
1st FG% 10-27 37.0%
3PT% 2-11 18.2%
FT% 4-5 80%

Technical Fouls: NONE

Virginia - 59 Record: 6-1
Table with columns: NO. Name, Min, FG, 3P, FT, Rebounds, Fouls, TP, AS, TO, ST, Blocks, +/-

Shooting By Period
1st FG% 11-26 42.3%
3PT% 5-11 45.5%
FT% 0-0 0%

Technical Fouls: NONE

Summary table with columns: TAM, UVA, Points from, Turnovers, Paint, Second Chance, Fast Breaks, Bench

GAME 8 - VIRGINIA 84, SYRACUSE 62



Official Basketball Box Score - Final
Syracuse at Virginia
12/02/23 John Paul Jones Arena, Charlottesville
Virginia vs Syracuse Men's Basketball

Game Time: 12:00 PM
Game Duration: 1:59
Attendance: 14,637

Officials: Jamie Luckie, Clarence Armstrong, Raymie Snyors

Syracuse - 62 Record: 5-3 (0-1)
Table with columns: NO. Name, Min, FG, 3P, FT, Rebounds, Fouls, TP, AS, TO, ST, Blocks, +/-

Shooting By Period
1st FG% 8-22 36.4%
3PT% 3-8 37.5%
FT% 5-8 62.5%

Technical Fouls: NONE

Virginia - 84 Record: 7-1 (1-0)
Table with columns: NO. Name, Min, FG, 3P, FT, Rebounds, Fouls, TP, AS, TO, ST, Blocks, +/-

Shooting By Period
1st FG% 13-23 56.5%
3PT% 4-9 44.4%
FT% 7-8 87.5%

Technical Fouls: NONE

Summary table with columns: SYR, UVA, Points from, Turnovers, Paint, Second Chance, Fast Breaks, Bench

GAME 9 - VIRGINIA 77, NCCU 47



Official Basketball Box Score - Final
N.C. Central at Virginia
12/05/23 John Paul Jones Arena, Charlottesville
Virginia vs NC Central Men's Basketball

Game Time: 7:00 PM
Game Duration: 1:49
Attendance: 13,459

Officials: Lamar Simpson, Joe Lindsay, Bart Lenox

Box score table for Game 9, Virginia 77, NCCU 47. Includes columns for NO. Name, Min, FG, 3P, FT, Rebounds, Fouls, TP, AS, TO, ST, Blocks, +/-, and Shooting By Period.

Shooting By Period table for Game 9, showing 1st, 2nd, 3rd, and GM FG%, 3PT%, and FT% for both teams.

Technical Fouls: NONE

Box score table for Game 9, Virginia 77, NCCU 47. Includes columns for NO. Name, Min, FG, 3P, FT, Rebounds, Fouls, TP, AS, TO, ST, Blocks, +/-, and Shooting By Period.

Shooting By Period table for Game 9, showing 1st, 2nd, 3rd, and GM FG%, 3PT%, and FT% for both teams.

Technical Fouls: NONE

Summary statistics table for Game 9, including Biggest lead, Best Scoring Run, Lead Changes, Times Tied, Time with Lead, Points from Turnovers, Paint, Second Chance, Fast Breaks, Bench, and Period by Period Scoring.

GAME 10 - NO. 22 VIRGINIA 56, NORTHEASTERN 54



Official Basketball Box Score - Final
Northeastern at Virginia
12/16/23 John Paul Jones Arena, Charlottesville
#22 Virginia vs Northeastern Men's Basketball

Game Time: 6:00 PM
Game Duration: 1:56
Attendance: 13,576

Officials: Roger Ayers, Tony Henderson, Adam Fore

Box score table for Game 10, Virginia 56, Northeastern 54. Includes columns for NO. Name, Min, FG, 3P, FT, Rebounds, Fouls, TP, AS, TO, ST, Blocks, +/-, and Shooting By Period.

Shooting By Period table for Game 10, showing 1st, 2nd, 3rd, and GM FG%, 3PT%, and FT% for both teams.

Technical Fouls: NONE

Box score table for Game 10, Virginia 56, Northeastern 54. Includes columns for NO. Name, Min, FG, 3P, FT, Rebounds, Fouls, TP, AS, TO, ST, Blocks, +/-, and Shooting By Period.

Shooting By Period table for Game 10, showing 1st, 2nd, 3rd, and GM FG%, 3PT%, and FT% for both teams.

Technical Fouls: NONE

Summary statistics table for Game 10, including Biggest lead, Best Scoring Run, Lead Changes, Times Tied, Time with Lead, Points from Turnovers, Paint, Second Chance, Fast Breaks, Bench, and Period by Period Scoring.

GAME 11 - NO. 23 MEMPHIS 77, NO. 22 VIRGINIA 54



Official Basketball Box Score - Final
Virginia at Memphis
12/19/23 FedExForum, Memphis
2023-24 Men's Basketball

Game Time: 6:00 PM
Game Duration: 2:00
Attendance: 15,553

Officials: Joe Lindsay, Steven Anderson, Ron Grover

Box score table for Game 11, Memphis 77, Virginia 54. Includes columns for NO. Name, Min, FG, 3P, FT, Rebounds, Fouls, TP, AS, TO, ST, Blocks, +/-, and Shooting By Period.

Shooting By Period table for Game 11, showing 1st, 2nd, 3rd, and GM FG%, 3PT%, and FT% for both teams.

Technical Fouls: NONE

Box score table for Game 11, Memphis 77, Virginia 54. Includes columns for NO. Name, Min, FG, 3P, FT, Rebounds, Fouls, TP, AS, TO, ST, Blocks, +/-, and Shooting By Period.

Shooting By Period table for Game 11, showing 1st, 2nd, 3rd, and GM FG%, 3PT%, and FT% for both teams.

Technical Fouls: NONE

Summary statistics table for Game 11, including Biggest lead, Best Scoring Run, Lead Changes, Times Tied, Time with Lead, Points from Turnovers, Paint, Second Chance, Fast Breaks, Bench, and Period by Period Scoring.

GAME 12 - VIRGINIA 79, MORGAN STATE 44



Official Basketball Box Score - Final
Morgan St. at Virginia
12/27/23 John Paul Jones Arena, Charlottesville
Virginia vs Morgan State Men's Basketball

Game Time: 7:00 PM
Game Duration: 1:47
Attendance: 14,637

Officials: Roger Ayers, Clarence Armstrong, Adam Fore

Box score table for Game 12, Virginia 79, Morgan State 44. Includes columns for NO. Name, Min, FG, 3P, FT, Rebounds, Fouls, TP, AS, TO, ST, Blocks, +/-, and Shooting By Period.

Shooting By Period table for Game 12, showing 1st, 2nd, 3rd, and GM FG%, 3PT%, and FT% for both teams.

Technical Fouls: NONE

Box score table for Game 12, Virginia 79, Morgan State 44. Includes columns for NO. Name, Min, FG, 3P, FT, Rebounds, Fouls, TP, AS, TO, ST, Blocks, +/-, and Shooting By Period.

Shooting By Period table for Game 12, showing 1st, 2nd, 3rd, and GM FG%, 3PT%, and FT% for both teams.

Technical Fouls: NONE

Summary statistics table for Game 12, including Biggest lead, Best Scoring Run, Lead Changes, Times Tied, Time with Lead, Points from Turnovers, Paint, Second Chance, Fast Breaks, Bench, and Period by Period Scoring.

GAME 13 - NOTRE DAME 76, VIRGINIA 54



Official Basketball Box Score - Final
Virginia at Notre Dame
12/30/23 Purcell Pavilion at the Joyce Center, Notre Dame
2023-24 Men's Basketball

Game Time: 12:00 PM
Game Duration: 2:04
Attendance: 7,784

Officials: Jamie Luckie, Ted Valentine, Isaac Barnett

Box score table for Virginia vs Notre Dame. Includes columns for NO. Name, Min, FG, 3P, FT, Rebounds, Fouls, TP, AS, TO, ST, Blocks, +/-, and Shooting By Period.

Box score table for Notre Dame vs Virginia. Includes columns for NO. Name, Min, FG, 3P, FT, Rebounds, Fouls, TP, AS, TO, ST, Blocks, +/-, and Shooting By Period.

Summary statistics table for Game 13, including Points from Turnovers, Paint, Second Chance, Fast Breaks, Bench, and Period by Period Scoring.

GAME 14 - VIRGINIA 77, LOUISVILLE 53



Official Basketball Box Score - Final
Louisville at Virginia
01/03/24 John Paul Jones Arena, Charlottesville
Virginia vs Louisville Men's Basketball

Game Time: 7:00 PM
Game Duration: 1:51
Attendance: 13,703

Officials: Ron Groover, Paul Szelc, Lee Cassan

Box score table for Louisville vs Virginia. Includes columns for NO. Name, Min, FG, 3P, FT, Rebounds, Fouls, TP, AS, TO, ST, Blocks, +/-, and Shooting By Period.

Box score table for Virginia vs Louisville. Includes columns for NO. Name, Min, FG, 3P, FT, Rebounds, Fouls, TP, AS, TO, ST, Blocks, +/-, and Shooting By Period.

Summary statistics table for Game 14, including Points from Turnovers, Paint, Second Chance, Fast Breaks, Bench, and Period by Period Scoring.

GAME 15 - NC STATE 76, VIRGINIA 60



Official Basketball Box Score - Final
Virginia at NC State
01/06/24 PNC Arena, Raleigh
2023-24 Men's Basketball

Game Time: 2:00 PM
Game Duration: 1:49
Attendance: 14,821

Officials: Bert Smith, Clarence Armstrong, Justin Porterfield

Box score table for Virginia vs NC State. Includes columns for NO. Name, Min, FG, 3P, FT, Rebounds, Fouls, TP, AS, TO, ST, Blocks, +/-, and Shooting By Period.

Box score table for NC State vs Virginia. Includes columns for NO. Name, Min, FG, 3P, FT, Rebounds, Fouls, TP, AS, TO, ST, Blocks, +/-, and Shooting By Period.

Summary statistics table for Game 15, including Points from Turnovers, Paint, Second Chance, Fast Breaks, Bench, and Period by Period Scoring.

GAME 16 - WAKE FOREST 66, VIRGINIA 47



Official Basketball Box Score - Final
Virginia at Wake Forest
01/13/24 LJM Coliseum, Winston-Salem
2023-24 Men's Basketball

Game Time: 2:00 PM
Game Duration: 1:52
Attendance: 9,855

Officials: Jamie Luckie, A.J. Desai, Jermel Spearman

Box score table for Virginia vs Wake Forest. Includes columns for NO. Name, Min, FG, 3P, FT, Rebounds, Fouls, TP, AS, TO, ST, Blocks, +/-, and Shooting By Period.

Box score table for Wake Forest vs Virginia. Includes columns for NO. Name, Min, FG, 3P, FT, Rebounds, Fouls, TP, AS, TO, ST, Blocks, +/-, and Shooting By Period.

Summary statistics table for Game 16, including Points from Turnovers, Paint, Second Chance, Fast Breaks, Bench, and Period by Period Scoring.

GAME 17 - VIRGINIA 65, VIRGINIA TECH 57



Official Basketball Box Score - Final
Virginia Tech at Virginia
01/17/24 John Paul Jones Arena, Charlottesville
Virginia vs Virginia Tech Men's Basketball Commonwealth Clash
Officials: Bill Covington, Jr., Brian O'Connell, Tony Henderson

Box score for Game 17: Virginia Tech 65, Virginia Tech 57. Includes player stats, shooting percentages, and team totals.

Box score for Game 17: Virginia Tech 65, Virginia Tech 57. Includes player stats, shooting percentages, and team totals.

Summary statistics for Game 17: Points from Turnovers, Paint, Second Chance, Fast Breaks, Bench; Period by Period Scoring; UVA vs VAT; Biggest lead, Best Scoring Run, Lead Changes, Times Tied, Time with Lead.

GAME 18 - VIRGINIA 75, GEORGIA TECH 66



Official Basketball Box Score - Final
Virginia at Georgia Tech
01/20/24 McCamish Pavilion, Atlanta
2023-24 Men's Basketball
Officials: Bert Smith, Raymie Snyons, Jeff Pon

Box score for Game 18: Virginia 75, Georgia Tech 66. Includes player stats, shooting percentages, and team totals.

Box score for Game 18: Virginia 75, Georgia Tech 66. Includes player stats, shooting percentages, and team totals.

Summary statistics for Game 18: Points from Turnovers, Paint, Second Chance, Fast Breaks, Bench; Period by Period Scoring; UVA vs GaTech; Biggest lead, Best Scoring Run, Lead Changes, Times Tied, Time with Lead.

GAME 19 - VIRGINIA 59, NC STATE 53 OT



Official Basketball Box Score - Final
NC State at Virginia
01/24/24 John Paul Jones Arena, Charlottesville
Virginia vs NC State Men's Basketball
Officials: Ted Valentine, Lee Cassel, Keith Kimble

Box score for Game 19: Virginia 59, NC State 53 OT. Includes player stats, shooting percentages, and team totals.

Box score for Game 19: Virginia 59, NC State 53 OT. Includes player stats, shooting percentages, and team totals.

Summary statistics for Game 19: Points from Turnovers, Paint, Second Chance, Fast Breaks, Bench; Period by Period Scoring; UVA vs NCS; Biggest lead, Best Scoring Run, Lead Changes, Times Tied, Time with Lead.

GAME 20 - VIRGINIA 69, LOUISVILLE 52



Official Basketball Box Score - Final
Virginia at Louisville
01/27/24 KFC Yum! Center, Louisville
2023-24 Men's Basketball
Officials: Jamie Luckie, A.J. Desai, Jerry Heater

Box score for Game 20: Virginia 69, Louisville 52. Includes player stats, shooting percentages, and team totals.

Box score for Game 20: Virginia 69, Louisville 52. Includes player stats, shooting percentages, and team totals.

Summary statistics for Game 20: Points from Turnovers, Paint, Second Chance, Fast Breaks, Bench; Period by Period Scoring; UVA vs LOU; Biggest lead, Best Scoring Run, Lead Changes, Times Tied, Time with Lead.

GAME 21 - VIRGINIA 65, NOTRE DAME 53



Official Basketball Box Score - Final
Notre Dame at Virginia
01/31/24 John Paul Jones Arena, Charlottesville
Virginia vs Notre Dame Men's Basketball

Game Time: 7:00 PM
Game Duration: 1:45
Attendance: 13,947

Officials: Pat Driscoll, Tim Clougherty, Matt Potter

Table with columns: NO., Name, Min, FG, 3P, FT, Rebounds, Fouls, TP, AS, TO, ST, Blocks, +/-

Shooting By Period table with columns: 1st FG%, 3PT%, FT%, 2nd FG%, 3PT%, FT%, GM FG%, 3PT%, FT%

Technical Fouls: NONE

Table with columns: NO., Name, Min, FG, 3P, FT, Rebounds, Fouls, TP, AS, TO, ST, Blocks, +/-

Shooting By Period table with columns: 1st FG%, 3PT%, FT%, 2nd FG%, 3PT%, FT%, GM FG%, 3PT%, FT%

Technical Fouls: NONE

Summary table with columns: UND, UVA, Points from Turnovers, Period by Period Scoring

GAME 22 - VIRGINIA 66, CLEMSON 65



Official Basketball Box Score - Final
Virginia at Clemson
02/03/24 Littlejohn Coliseum, Clemson
2023-24 Clemson Men's Basketball

Game Time: 2:00 PM
Game Duration: 2:06
Attendance: 9,000

Officials: Ted Valentine, Jeff Clark, Jerrel Spearman

Table with columns: NO., Name, Min, FG, 3P, FT, Rebounds, Fouls, TP, AS, TO, ST, Blocks, +/-

Shooting By Period table with columns: 1st FG%, 3PT%, FT%, 2nd FG%, 3PT%, FT%, GM FG%, 3PT%, FT%

Technical Fouls: NONE

Table with columns: NO., Name, Min, FG, 3P, FT, Rebounds, Fouls, TP, AS, TO, ST, Blocks, +/-

Shooting By Period table with columns: 1st FG%, 3PT%, FT%, 2nd FG%, 3PT%, FT%, GM FG%, 3PT%, FT%

Technical Fouls: NONE

Summary table with columns: UVA, CU, Points from Turnovers, Period by Period Scoring

GAME 23 - VIRGINIA 60, MIAMI 38



Official Basketball Box Score - Final
Miami (FL) at Virginia
02/05/24 John Paul Jones Arena, Charlottesville
Virginia vs Miami Men's Basketball

Game Time: 7:00 PM
Game Duration: 1:43
Attendance: 14,165

Officials: Ron Groover, Bert Smith, John Galtney

Table with columns: NO., Name, Min, FG, 3P, FT, Rebounds, Fouls, TP, AS, TO, ST, Blocks, +/-

Shooting By Period table with columns: 1st FG%, 3PT%, FT%, 2nd FG%, 3PT%, FT%, GM FG%, 3PT%, FT%

Technical Fouls: NONE

Table with columns: NO., Name, Min, FG, 3P, FT, Rebounds, Fouls, TP, AS, TO, ST, Blocks, +/-

Shooting By Period table with columns: 1st FG%, 3PT%, FT%, 2nd FG%, 3PT%, FT%, GM FG%, 3PT%, FT%

Technical Fouls: NONE

Summary table with columns: MIA, UVA, Points from Turnovers, Period by Period Scoring

GAME 24 - VIRGINIA 80, FLORIDA STATE 76



Official Basketball Box Score - Final
Virginia at Florida State
02/10/24 Donald L. Tucker Center, Tallahassee
2023-24 Men's Basketball

Game Time: 8:00 PM
Game Duration: 2:10
Attendance: 8,525

Officials: Jamie Luckie, Lee Cassell, Sean Hill

Table with columns: NO., Name, Min, FG, 3P, FT, Rebounds, Fouls, TP, AS, TO, ST, Blocks, +/-

Shooting By Period table with columns: 1st FG%, 3PT%, FT%, 2nd FG%, 3PT%, FT%, GM FG%, 3PT%, FT%

Technical Fouls: NONE

Table with columns: NO., Name, Min, FG, 3P, FT, Rebounds, Fouls, TP, AS, TO, ST, Blocks, +/-

Shooting By Period table with columns: 1st FG%, 3PT%, FT%, 2nd FG%, 3PT%, FT%, GM FG%, 3PT%, FT%

Technical Fouls: NONE

Summary table with columns: UVA, FSU, Points from Turnovers, Period by Period Scoring

GAME 25 - PITTSBURGH 74, NO. 21 VIRGINIA 63



Official Basketball Box Score - Final
Pittsburgh at Virginia
02/13/24 John Paul Jones Arena, Charlottesville
#21 Virginia vs Pitt Men's Basketball

Game Time: 7:00 PM
Game Duration: 1:52
Attendance: 13,858

Officials: Clarence Armstrong, Brian O'Connell, Raymie Styons

Box score for Pittsburgh 74 vs Virginia 63, including player stats and shooting percentages.

Box score for Virginia 63 vs Pittsburgh 74, including player stats and shooting percentages.

Summary statistics for Game 25, including PIT vs UVA points from, turnovers, paint, lead changes, and time with lead.

GAME 26 - VIRGINIA 49, WAKE FOREST 47



Official Basketball Box Score - Final
Wake Forest at Virginia
02/17/24 John Paul Jones Arena, Charlottesville
#21 Virginia vs Wake Forest Men's Basketball

Game Time: 12:00 PM
Game Duration: 1:50
Attendance: 14,637

Officials: Bil Covington, Jr., Tony Henderson, Mark Schurz

Box score for Wake Forest 47 vs Virginia 49, including player stats and shooting percentages.

Box score for Virginia 49 vs Wake Forest 47, including player stats and shooting percentages.

Summary statistics for Game 26, including WFU vs UVA points from, turnovers, paint, lead changes, and time with lead.

GAME 27 - VIRGINIA TECH 75, VIRGINIA 41



Official Basketball Box Score - Final
Virginia at Virginia Tech
02/19/24 Cassell Coliseum, Blacksburg, Va.
2023-24 Men's Basketball

Game Time: 7:01 PM
Game Duration: 1:51
Attendance: 3,925

Officials: Roger Ayers, Lee Cassell, Doug Shous

Box score for Virginia Tech 75 vs Virginia 41, including player stats and shooting percentages.

Box score for Virginia 41 vs Virginia Tech 75, including player stats and shooting percentages.

Summary statistics for Game 27, including CAVS vs HOKIES points from, turnovers, paint, lead changes, and time with lead.

GAME 28 - NO. 10 NORTH CAROLINA 54, VIRGINIA 44



Official Basketball Box Score - Final
North Carolina at Virginia
02/24/24 John Paul Jones Arena, Charlottesville
Virginia vs No. 10 North Carolina Men's Basketball

Game Time: 4:00 PM
Game Duration: 2:03
Attendance: 14,637

Officials: Jamie Luckie, Matt Potter, Tony Chiazza

Box score for North Carolina 54 vs Virginia 44, including player stats and shooting percentages.

Box score for Virginia 44 vs North Carolina 54, including player stats and shooting percentages.

Summary statistics for Game 28, including UNC vs UVA points from, turnovers, paint, lead changes, and time with lead.

GAME 29 - VIRGINIA 72, BOSTON COLLEGE 68



Official Basketball Box Score - Final
Virginia at Boston College
02/29/24 Silvio O. Conte Forum, Chestnut Hill, Mass.
Virginia at Boston College

Game Time: 9:00 PM
Game Duration: 1:59
Attendance: 4,851

Officials: Ron Groover, Bill Covington Jr., Clarence Armstrong

Virginia - 72 Record: 21-8 (12-6)
Player stats table with columns: NO., Name, Min, FG, 3P, FT, Rebounds, Fouls, TP, AS, TO, ST, Blocks, +/-
Shooting By Period: 1st FG% 11-28 39.3%, 3PT% 2-9 22.2%, FT% 3-4 75.0%
Technical Fouls: NONE

Boston College - 68 Record: 15-13 (6-11)
Player stats table with columns: NO., Name, Min, FG, 3P, FT, Rebounds, Fouls, TP, AS, TO, ST, Blocks, +/-
Shooting By Period: 1st FG% 10-29 34.5%, 3PT% 2-11 18.2%, FT% 1-4 25%
Technical Fouls: NONE

Summary statistics table including: Biggest lead, Best Scoring Run, Lead Changes, Times Tied, Time with Lead, Points from Turnovers, Paint, Second Chance, Fast Breaks, Bench, Period by Period Scoring.

GAME 30 - NO. 10 DUKE 73, VIRGINIA 48



Official Basketball Box Score - Final
Virginia at Duke
03/02/24 Cameron Indoor Stadium, Durham, NC
2023-24 Men's Basketball

Game Time: 6:00 PM
Game Duration: 1:50
Attendance: 9,314

Officials: Brian O'Connell, Lamar Simpson, Brent Hampton

Virginia - 48 Record: 21-9 (12-7)
Player stats table with columns: NO., Name, Min, FG, 3P, FT, Rebounds, Fouls, TP, AS, TO, ST, Blocks, +/-
Shooting By Period: 1st FG% 6-26 23.1%, 3PT% 1-6 16.7%, FT% 5-7 71.4%
Technical Fouls: NONE

Duke - 73 Record: 23-6 (14-4)
Player stats table with columns: NO., Name, Min, FG, 3P, FT, Rebounds, Fouls, TP, AS, TO, ST, Blocks, +/-
Shooting By Period: 1st FG% 17-29 58.6%, 3PT% 3-9 33.3%, FT% 2-3 100%
Technical Fouls: NONE

Summary statistics table including: Biggest lead, Best Scoring Run, Lead Changes, Times Tied, Time with Lead, Points from Turnovers, Paint, Second Chance, Fast Breaks, Bench, Period by Period Scoring.

GAME 31 - VIRGINIA 72, GEORGIA TECH 57



Official Basketball Box Score - Final
Georgia Tech at Virginia
03/09/24 John Paul Jones Arena, Charlottesville
Virginia vs Georgia Tech Men's Basketball

Game Time: 8:00 PM
Game Duration: 1:45
Attendance: 15,877

Officials: Lee Cassel, A.J. Desai, Isaac Barnett

Georgia Tech - 57 Record: 14-17 (7-13)
Player stats table with columns: NO., Name, Min, FG, 3P, FT, Rebounds, Fouls, TP, AS, TO, ST, Blocks, +/-
Shooting By Period: 1st FG% 10-24 41.7%, 3PT% 1-8 12.5%, FT% 3-4 75.0%
Technical Fouls: NONE

Virginia - 72 Record: 22-9 (13-7)
Player stats table with columns: NO., Name, Min, FG, 3P, FT, Rebounds, Fouls, TP, AS, TO, ST, Blocks, +/-
Shooting By Period: 1st FG% 15-28 53.6%, 3PT% 7-14 50.0%, FT% 1-2 50.0%
Technical Fouls: NONE

Summary statistics table including: Biggest lead, Best Scoring Run, Lead Changes, Times Tied, Time with Lead, Points from Turnovers, Paint, Second Chance, Fast Breaks, Bench, Period by Period Scoring.

GAME 32 - VIRGINIA 66, BOSTON COLLEGE 60 OT



Official Basketball Box Score - Final
Boston College at Virginia
03/14/24 Capital One Arena, Washington
2023-24 Men's Basketball

Game Time: 9:30 PM
Game Duration: 2:08
Attendance: 17,627

Officials: Ted Valentine, Jamie Luckie, Raymie Snyers

Boston College - 60 Record: 19-15
Player stats table with columns: NO., Name, Min, FG, 3P, FT, Rebounds, Fouls, TP, AS, TO, ST, Blocks, +/-
Shooting By Period: 1st FG% 14-29 48.3%, 3PT% 6-13 46.2%, FT% 1-1 100%
Technical Fouls: NONE

Virginia - 66 Record: 23-9
Player stats table with columns: NO., Name, Min, FG, 3P, FT, Rebounds, Fouls, TP, AS, TO, ST, Blocks, +/-
Shooting By Period: 1st FG% 12-28 42.9%, 3PT% 4-11 36.4%, FT% 1-1 100%
Technical Fouls: NONE

Summary statistics table including: Biggest lead, Best Scoring Run, Lead Changes, Times Tied, Time with Lead, Points from Turnovers, Paint, Second Chance, Fast Breaks, Bench, Period by Period Scoring.

GAME 33 - NC STATE 73, VIRGINIA 65 OT



Official Basketball Box Score - Final
NC State at Virginia
03/15/24 Capital One Arena, Washington
2023-24 Men's Basketball

Game Time: 9:30 PM
Game Duration: 2:19
Attendance: 18,722

Officials: Roger Ayers, Tony Henderson, A.J. Deas

NC State - 73 Record: 21-14

Table with columns: NO., Name, Min, FG, 3P, FT, Rebounds, Fouls, TP, AS, TO, ST, Blocks, +/-

Shooting By Period table with columns: 1st FG%, 3PT%, FT%, 2nd FG%, 3PT%, FT%, OT FG%, 3PT%, FT%, GM FG%, 3PT%, FT%

Virginia - 65 Record: 23-10

Table with columns: NO., Name, Min, FG, 3P, FT, Rebounds, Fouls, TP, AS, TO, ST, Blocks, +/-

Shooting By Period table with columns: 1st FG%, 3PT%, FT%, 2nd FG%, 3PT%, FT%, OT FG%, 3PT%, FT%, GM FG%, 3PT%, FT%

Summary table with columns: Biggest lead, Best Scoring Run, Lead Changes, Times Tied, Time with Lead

Points from, Turnovers, Paint, Second Chance, Fast Breaks, Bench table

GAME 34 - COLORADO STATE 67, VIRGINIA 42



Official Basketball Box Score - Final
Colorado St. at Virginia
03/19/24 University of Dayton Arena, Dayton, Ohio
NCAA Division I Men's Basketball Championship - First Four

Game Time: 9:24 PM
Game Duration: 2:05
Attendance: 12,247

Officials: Keith Kimble, Kelly Pfeifer, Ed Criss

Colorado St. - 67 Record: 25-10

Table with columns: NO., Name, Min, FG, 3P, FT, Rebounds, Fouls, TP, AS, TO, ST, Blocks, +/-

Shooting By Period table with columns: 1st FG%, 3PT%, FT%, 2nd FG%, 3PT%, FT%, GM FG%, 3PT%, FT%

Virginia - 42 Record: 23-11

Table with columns: NO., Name, Min, FG, 3P, FT, Rebounds, Fouls, TP, AS, TO, ST, Blocks, +/-

Shooting By Period table with columns: 1st FG%, 3PT%, FT%, 2nd FG%, 3PT%, FT%, GM FG%, 3PT%, FT%

Summary table with columns: Biggest lead, Best Scoring Run, Lead Changes, Times Tied, Time with Lead

Points from, Turnovers, Paint, Second Chance, Fast Breaks, Bench table

THE LAST TIME

VIRGINIA INDIVIDUALS

- **Scored 30 points:** Kyle Guy vs. Marshall (12/31/18)
- **Scored 40 points:** Sean Singletary (41) at Miami (3/1/08)
- **Two players with 20 points:** Isaac McKneely (29) and Reece Beekman (21) vs. Florida State (2/10/24)
- **Three players with 20 points:** Chris Williams (27), Roger Mason, Jr. (22) and Donald Hand (20) vs. Duke (1/5/00)
- **Four players with 20 points:** Chris Williams (23), Donald Hand (22), Adam Hall (21) and Travis Watson (20) vs. Georgetown (3/15/00)
- **A player with back-to-back 25-point games:** Joe Harris, 26 vs. Virginia Tech (2/12/13), 27 at North Carolina (2/16/13)
- **One player scored in double figures:** Reece Beekman (15) vs. Colorado State (3/19/24)
- **No players scored in double figures:** vs. Florida (3/18/17)
- **Five players scored in double figures:** Ryan Dunn (13), Taine Murray (11), Reece Beekman (11), Jordan Minor (10), Isaac McKneely (10) vs. NC State (1/24/24)
- **Six players scored in double figures:** Sean Singletary (27), Adrian Joseph (13), Jamil Tucker (13), Mamadi Diane (12), Calvin Baker (11) and Laurynas Mikalauskas (11) vs. Maryland (3/9/08)
- **Seven players scored in double figures:** Cornel Parker (20), Junior Burrough (15), Ted Jeffries (14), Cory Alexander (13), Jason Williford (12), Yuri Barnes (11) and Doug Smith (11) vs. Clemson (1/13/93)
- **Had 15 rebounds:** Mike Tobey (20) vs. Louisville (3/5/16)
- **Had 20 rebounds:** Mike Tobey (20) vs. Louisville (3/5/16)
- **Had 25 rebounds:** Bob Mortell (25) vs. Washington & Lee (2/27/60)
- **Two players with 10 rebounds:** Francisco Caffaro (12) and Jayden Gardner (10) at Notre Dame (1/29/22)
- **Three players with 10 rebounds:** Jay Huff (12), Kihei Clark (11) and Braxton Key (10) at Syracuse (11/6/19)
- **Double-Double:** Reece Beekman (17 points, 11 assists) vs. NC State (3/15/24)
- **Two players had a double-double:** Jayden Gardner (22 points, 10 rebounds) and Francisco Caffaro (11 points and 12 rebounds) at Notre Dame (1/29/22)
- **Three players had a double-double:** Jason Williford (10 pts, 15 rebs), Ted Jeffries (23 pts, 10 rebs), and Cornel Parker (11 pts, 11 rebs) at William & Mary (1/25/93)
- **Double-Double with points and assists:** Reece Beekman (17 points, 11 assists) vs. NC State (3/15/24)
- **Triple-Double:** Ralph Sampson (15 pts, 22 rebs, 10 blks) vs. Old Dominion (12/29/79)
- **Three Double-Doubles in a row:** Sam Hauser [3] (13 pts, 10 rebs) at Notre Dame (12/30/20), (16 pts, 11 rebs) vs. Wake Forest (1/6/21), (17 pts, 10 rebs) at Boston College (1/9/21)
- **Four Double-Doubles in a row:** Mike Scott [5] (27 pts, 15 rebs) vs. Oklahoma (11/23/10), (16 pts, 10 rebs) vs. Wichita State (11/24/10), (17 pts, 12 rebs) at Minnesota (11/29/10), (21 pts, 13 rebs) at Virginia Tech (12/5/10), (10 pts, 13 rebs) vs. Radford (12/7/10)
- **20 points and 20 rebounds:** Travis Watson (21 points, 20 rebounds) vs. Wofford (1/2/03)
- **20 points and 10 rebounds:** Jayden Gardner (23 points, 12 rebounds) vs. Clemson (3/10/23)
- **13 assists:** Kihei Clark (13) vs. Navy (12/29/19)
- **10 assists:** Reece Beekman (11) vs. NC State (3/15/24)
- **5 blocked Shots:** Ryan Dunn (5) at Duke (3/2/24)
- **5 steals:** Reece Beekman (5) at Louisville (1/27/24)
- **Led UVA in points, rebounds and assists:** Reece Beekman (21 points, 6 rebounds, 9 assists) vs. Georgia Tech (3/9/24)
- **Hit a last second shot to win a game:** Reece Beekman at Duke (2/7/22) [3-pointer with 1.1 seconds remaining]
- **Played more than 40 minutes:** Reece Beekman (43) vs. Boston College (3/14/24)
- **Played all 40 minutes:** Kihei Clark (40), vs. St. Bonaventure (3/22/22)

VIRGINIA TEAM

- **Won in Overtime:** 66-60 vs. Boston College (3/14/24)
- **Lost in Overtime:** 73-65 vs. NC State (3/15/24)
- **Played Two Overtimes:** at Virginia Tech, 80-78 2 OT (2/12/17)
- **Played Three Overtimes:** vs. Georgetown, L 115-111 (3/15/00)
- **Shot 70 percent for a half:** 70.4% (19-27) vs. Austin Peay - 1st Half (11/13/17)
- **Shot 60 percent in a game:** 60% (30-50) vs. Miami (2/5/22)
- **Shot less than 30 percent in a game:** 25% (14-56) vs. Colorado State (3/19/24)
- **Shot 100 percent from the free throw line:** 100% (6-6) vs. Texas A&M (11/29/23)
- **Shot 70 percent from 3-point line:** 72% (18-25) at Syracuse (3/4/19)
- **Shot less than 30 percent in a half:** 23.1% (6-26) in 1st Half at Duke (3/2/24)
- **Shot less than 20 percent in a half:** 17.2% (5-29) in 1st Half vs. Colorado State (3/19/24)
- **Shot 55 percent or better and lost:** 58.5% (31-53) at North Carolina (2/16/13)
- **Shot 50 percent or better and lost:** 52.6% (30-57) vs. Iowa (11/29/21)
- **Attempted 50 FTs:** 52 (made 34) vs. Howard (12/12/94)
- **Attempted 35 3-pointers:** 38 (11-38) vs. Va. Tech (2/10/18)
- **Did Not Attempt a FT:** 0 vs. Wisconsin (11/27/17)
- **Made 30 FTs:** 31 (31 of 36) vs. Tennessee (3/18/07)
- **Made 15 3-pt FGs:** 15 at Wake Forest (1/21/23)
- **Failed to make a 3-pt FG:** vs. Louisville (0 of 6) (3/9/22)
- **Had 50 rebounds:** 54 vs. NC State (1/24/24)
- **Had 20 offensive rebounds:** 20 vs. NC State (1/24/24)
- **Had 25 assists:** 26 vs. Iowa State (3/25/16)
- **Had 15 steals:** 15 vs. Florida (11/10/23)
- **Had 10 blocks:** 13 vs. Wake Forest (2/17/24)
- **Had 10 steals & 10 blocks:** 13 steals & 10 blocks vs. Texas Southern (11/16/23)
- **Led by 30 points at halftime:** 30 vs. North Carolina A&T (11/14/23)
- **Scored 50 pts in a half:** 56 vs. Baylor, 2nd half (11/18/22)
- **Scored 60 pts in a half:** 60 vs. Gonzaga, 1st half (1/3/07)
- **Scored 70 pts in a half:** 70 vs. Coastal Carolina, 2nd half (11/20/00)
- **Scored 100 pts (ACC):** 103 vs. Maryland (1/16/07)
- **Scored 100 pts (non-conf):** 100 vs. Marshall (12/31/18)
- **Scored under 20 pts in 1st half:** 14 vs. Colorado State (3/19/24)
- **Scored under 20 pts in 2nd half:** 19 at North Carolina (2/18/17)
- **Scored under 50 pts in a game:** 42 vs. Colorado State (3/19/24)
- **Defeated top-5 opponent:** 86-79 vs. #5 Baylor (11/18/22)
- **Defeated top-5 opponent on the road:** 65-63 at #4 Duke (1/27/18)
- **Defeated top-5 opponent at neutral site:** 86-79 vs. #5 Baylor (11/18/22)
- **Defeated top-ranked opponent:** 86-73 vs. #1 North Carolina (1/30/86)
- **Won when trailing by 16 points:** Trained 32-16 during 63-61 vs. Ohio State (11/30/16)
- **Won when trailing by 17 points:** Trained 31-14 during 61-58 overtime win vs. Maryland (3/10/13)
- **All five starters scored all of the points:** vs. Texas A&M (11/29/23)

OPPONENT INDIVIDUALS

- **Scored 30 points:** Buddy Boeheim (31), Syracuse (3/11/21)
- **Scored 35 points:** Carsen Edwards (42), Purdue (3/30/19)
- **Scored 40 points:** Carsen Edwards (42), Purdue (3/30/19)
- **Scored 50 points:** Len Chappell (50), Wake (2/12/62)
- **Two players with 20 points:** Jericole Hellems (21) and Tarquavion Smith (20) at NC State (1/22/22)
- **Two players with 25 points:** Corey Kispert (32) and Drew Timme (29) vs. Gonzaga (12/26/20)
- **Three players with 20 points:** Jordan McRae (21), Jarnell Stokes (20) and Josh Richardson (20) at Tennessee (12/30/13)
- **Two players with 30 points:** Trevor Powell (31) and Tony Smith (31) at Marquette (2/3/90)
- **No players scored in double figures:** Texas Southern (11/16/23)
- **Five players scored in double figures:** Jarace Walker (17), Marcus Sasser (13), Tramon Mark (13), Jamal Shead (11), J'Wan Roberts (10) vs. Houston (12/17/22)
- **Six players scored in double figures:** C.J. Harris (15), Ari Stewart (12), Travis McKie (12), J.T. Terrell (11), Ty Walker (11), Gary Clark (10), at Wake Forest (1/29/11)
- **Seven players scored in double figures:** Stanley Burrell (15), Drew Lavender (13), C.J. Anderson (12), B.J. Raymond (12), Josh Duncan (11), Charles Bronson (11) and Jason Love (10), at Xavier (1/3/08)
- **Double-Double:** Joel Scott (23 points, 11 rebounds) and Nique Clifford (17 points, 10 rebounds) vs. Colorado State (3/19/24)
- **Double-Double with points and assists:** Keifer Sykes (21 pts, 10 assists) at Green Bay (12/7/13)
- **Two players had a double-double:** Joel Scott (23 points, 11 rebounds) and Nique Clifford (17 points, 10 rebounds) vs. Colorado State (3/19/24)
- **Player had 20 points and 20 rebounds:** Armando Bacot (29 points, 22 rebounds), North Carolina (1/8/222)
- **Had 15 rebounds:** Armando Bacot (16), North Carolina (2/20/20)
- **Had 20 rebounds:** Armando Bacot (22), North Carolina (1/8/22)
- **Had 10 assists:** Keifer Sykes (10), at Green Bay (12/7/13)
- **5 Blocked Shots:** Efton Reid (5), Wake Forest (1/13/24)
- **5 Steals:** Jordan Miller (7), Miami (2/5/22) & Jose Alvarado (6), Georgia Tech (1/23/21)
- **Hit a last second shot to win a game:** JP Pegues, Furman (3/16/23), 3-pointer with 2.2 seconds remaining

OPPONENT TEAM

- **Shot less than 30 percent in a game:** 28.6% (14-49), Miami (2/5/24)
- **Shot less than 30 percent in a game (ACC):** 28.6% (14-49), Miami (2/5/24)
- **Shot 60 percent in a game:** 60% (30-50) at NC State (1/22/22)
- **Shot 55 percent or better and lost:** 55.3% (26-47), Cleveland State (11/25/09)
- **Scored 100 pts:** 106, Washington (11/22/10)
- **Scored 90 pts in an ACC game:** 93, North Carolina (2/16/13)
- **Scored 60 pts in a half:** 60, at Miami, 2nd half (3/1/08)
- **Scored 50 pts in a half:** 54, vs. Gonzaga, 2nd half (12/26/21)
- **Scored 45 pts in the first half:** 45, at Florida State (2/15/21)
- **Scored under 10 pts in 1st half:** 7, at Pitt (2/24/18)
- **Scored under 20 pts in 1st half:** 17, vs. Miami (2/5/24)
- **Scored under 20 pts in 2nd half:** 19, vs. Texas Southern (11/16/23)
- **Scored under 40 pts in a game:** 38, vs. Miami (2/5/24)
- **Had 25 assists:** 27, at Xavier (1/3/08)
- **Had 20 offensive rebounds:** 20, vs. Wisconsin (11/20/23)
- **Had 15 steals:** 15, Memphis (12/19/23)
- **Had 10 blocks:** 10 at Maryland (3/5/11)
- **Failed to make a 3-pt FG:** Georgia Tech (1/22/15)

JOHN PAUL JONES ARENA RECORDS

VIRGINIA PLAYERS

Points: 40, J.R. Reynolds vs. Wake Forest, 1/21/07
 Most 1st Half Points: 23, Sean Singletary vs. Virginia Tech, 1/16/08
 Most 2nd Half Points: 26, Sylven Landesberg vs. Boston College, 2/4/09
 Rebounds: 20, Mike Tobey vs. Louisville, 3/5/16
 Field Goals: 14, Jayden Gardner vs. FDU, 12/18/21
 Field Goal Attempts: 23, Sylven Landesberg vs. Boston College, 2/4/09
 Field Goal Pct.: 1.000 (9-9), Mike Scott vs. Wake Forest, 2/8/12
 3-Point Field Goals: 8, Mustapha Farrakhan vs. Howard, 1/4/11
 3-Point Field Goal Attempts: 12, Sean Singletary vs. Gonzaga, 1/3/07
 12, Sean Singletary vs. Georgia Tech, 2/24/07
 3-Point Field Goal Percentage: 1.000 (5-5), Malcolm Brogdon vs. Boston College, 2/3/16
 1.000 (5-5), Justin Anderson vs. Tennessee State, 11/25/14
 1.000 (4-4), De'Andre Hunter vs. Coppin State, 11/16/18
 1.000 (4-4), London Perrantes vs. Miami, 2/26/14
 1.000 (4-4), Joe Harris vs. Hampton, 11/26/13
 Free Throws Made: 14, Sean Singletary vs. Hampton, 12/16/06
 14, Sylven Landesberg vs. Florida State, 1/24/09
 Free Throw Attempts: 16, Sean Singletary vs. Hampton, 12/16/06
 Free Throw Percentage: 1.000 (14-14), Sylven Landesberg vs. Florida State, 1/24/09
 1.000 (12-12), Malcolm Brogdon vs. Villanova, 12/19/15
 Assists: 12, Ty Jerome vs. Virginia Tech, 1/15/19
 Steals: 7, Sean Singletary vs. NC State, 2/24/08
 Blocks: 10, by Jay Huff vs. Duke, 2/29/20

VIRGINIA TEAM

Most Points: 108 vs. Gonzaga, 1/3/07
 Fewest Points: 38 vs. Wisconsin, 12/4/13
 Most 1st Half: 60 vs. Gonzaga, 1/3/07
 Fewest 1st Half: 15 vs. Iowa State, 12/30/10
 Most 2nd Half: 57 vs. Arizona, 11/12/06
 Fewest 2nd Half: 15 vs. Duke, 2/16/11
 Rebounds: 54 vs. UMEs, 11/26/06
 Field Goals: 43 vs. VMI, 11/16/08
 Field Goal Attempts: 82 vs. UNC, 1/15/09
 Field Goal Pct.:667 (32-48) vs. Howard, 1/4/11
 3-Point Field Goals: 18 vs. Gonzaga, 1/3/07
 3-Point Field Goal Attempts: 38 vs. Virginia Tech, 2/10/18
 3-Point Field Goal Percentage:727 (8-11) vs. North Texas, 11/20/12
 Free Throws: 39 vs. Maryland, 1/16/07
 FT Attempted: 49 vs. Maryland, 1/16/07
 Fewest Free Throws Attempted: 0 vs. Wisconsin, 11/27/17
 Free Throw Percentage: 1.000 (19-19) vs. Winthrop, 11/15/11
 Assists: 24, 4x, last vs. NCCU, 12/5/23
 Steals: 16 vs. NC State, 2/24/08
 Blocks: 13, 2x last vs. Wake Forest, 2/17/24
 Most Turnovers: 21 vs. Longwood, 12/7/07
 21 vs. Hampton, 12/19/07
 Fewest Turnovers: 2 vs. Louisville, 2/7/15

MISCELLANEOUS

Biggest Comeback: 19 points vs. Arizona, 11/12/06
 Biggest Lead Given up in a Loss: 14 points vs. Bradley, 3/26/08
 Largest Lead: 59 vs. Coppin State, 11/16/18
 57 points vs. Grambling State, 11/22/16
 Biggest Deficit: 38 points vs. Clemson, 2/7/08
 Largest Margin of Victory: 57 vs. Coppin State, 11/16/18
 56 points vs. Grambling State, 11/22/16
 Largest Margin of Defeat: 31 points vs. Clemson, 2/7/08
 Overtime Games (Record): 14 (8-6); Last: 59-53 win vs. NC State, 1/24/24

OPPONENT PLAYERS

Points: 32, 3x last by DeWayne Jackson, Morgan State, 12/19/12
 Most 1st Half Points: 19, DeWayne Jackson, Morgan State, 12/19/12
 Most 2nd Half Points: 28, Talor Battle, Penn State, 11/30/09
 Rebounds: 16, 2x last by Janelle Hagins, Delaware, 11/13/12
 Field Goals: 13, Elijah Millsap, UAB, 12/30/09
 Field Goal Attempts: 24, Malcolm Delaney, Virginia Tech, 1/28/10
 Field Goal Pct.:875 (7-8), Ahmed Grant, UNC Wilmington, (1/18/10)
 3-Point Field Goals: 8, K.C. Rivers, Clemson, 2/7/08
 3-Point Field Goal Attempts: 15, Malcolm Delaney, Virginia Tech, 2/19/11
 3-Point Field Goal Percentage: 1.000 (5-5), Tony Dukes, USC Upstate, 11/15/10
 Free Throws Made: 15, Tyler Hansbrough, North Carolina, 1/15/09
 Free Throws Attempted: 17, Tyler Hansbrough, North Carolina, 1/15/09
 Free Throw Percentage: 1.000 (8-8), Tyrese Rice, Boston College, 2/4/09
 1.000 (8-8), Sean Mosley, Maryland, 3/6/10
 1.000 (7-7), Roy Devyn Marble, Iowa, 3/27/13
 Assists: 11, Cliff Hammonds, Clemson, 2/7/08
 Steals: 7, Jordan Miller, Miami, 2/5/22
 Blocks: 6, 2x, last by Mouhamadou Gueye, Stony Brook, 12/18/19

OPPONENT TEAM

Most Points: 97, VMI, 11/16/08
 Fewest Points: 26, Maine, 11/27/19
 Most 1st Half: 50, North Carolina, 1/15/09
 Fewest 1st Half: 8, Harvard, 12/21/14
 Most 2nd Half: 61, Gonzaga, 1/3/07
 Fewest 2nd Half: 11, JMU, 11/10/19
 Rebounds: 48, North Carolina, 2/25/12
 Field Goals: 37, VMI, 11/16/08
 Field Goal Attempts: 79, VMI, 11/16/08
 Field Goal Percentage:566 (30-53) Liberty, 11/25/08
 3-Point Field Goals: 16, Clemson, 2/7/08
 3-Point Field Goal Attempts: 39, Hartford, 12/30/07
 3-Point Field Goal Percentage:619 (13-21) Duke, 2/9/19
 Free Throws: 26, Boston College, 2/4/09
 Free Throws Attempted: 31, Boston College, 2/4/09
 Free Throw Percentage: 1.000 (15-15) Iowa, 3/27/13
 Zero Free Throw Attempts: Miami, 2/5/22
 Assists: 22, Clemson, 2/7/08
 Steals: 15, VMI, 11/16/08
 Blocks: 10, Radford, 11/21/08
 10, North Carolina, 1/15/09
 Most Turnovers: 25, NC State, 2/24/08
 Fewest Turnovers: 4, Clemson, 1/31/12

RECORD AT JOHN PAUL JONES ARENA

2006-07 to present: 302 games - 246-56 (.815)

LONGEST WINNING STREAKS

24 games from 2/7/15 vs. Louisville through 11/30/16 vs. Ohio State
 23 games from 12/28/22 vs. Albany through 2/5/24 vs. Miami
 21 games from 12/21/13 vs. Northern Iowa through 1/22/15 vs. Georgia Tech

LONGEST ACC WINNING STREAK

21 games from 1/6/13 vs. North Carolina through 1/22/15 vs. Georgia Tech

LONGEST LOSING STREAK

4 games from 2/6/10 vs. Wake Forest through 3/6/10 vs. Maryland



BLAKE BUCHANAN

Fr. • F • 6-11 • 225 • C'ouer d'Alene, Idaho • Lake City

2023-24 SEASON

- All-ACC Academic Team
- Started six of 34 games
- Averaged 3.4 points and 3.1 rebounds
- Shot 41.4 percent from the field and 50 percent from the free throw line
- Tallied 18 points (10 of 16 FT) and seven rebounds vs.

Florida (11/10/23)

- Collected nine points, six rebounds and two steals vs. NCCU (12/5/23)
- Registered eight points (4-5 FG) and three rebounds vs. Virginia Tech (1/17/24)
- Recorded six points and three rebounds in first career start vs. North Carolina A&T (11/14/23)
- Tallied six points and five rebounds vs. Louisville (1/3/24)
- Collected six points, two rebounds, two blocked shots and one steal vs. Miami (2/5/24)
- Registered six points, seven rebounds and two blocked shots vs. Wake Forest (2/17/24)
- Chipped in five points, two rebounds and two blocked shots at Boston College (2/28/24)
- Scored four points and had five rebounds in start at NC State (1/6/24)
- Netted four points along with eight rebounds vs. NC State (1/24/24)
- Tallied four points and five rebounds at Florida State (2/10/24)
- Contributed four points, five rebounds and two steals at Louisville (1/27/24)
- Grabbed four rebounds in collegiate debut vs. Tarleton State (11/6/23)
- Blocked three shots vs. Texas Southern (11/16/23)

CAREER STATS/HIGHLIGHTS

SEASON TEAM	GP-GS	MIN	Field Goals		3-Point		F-Throws		Rebounds				Scoring										
			FG-FGA	FG%	3FG-3FGA	3FG%	FT-FTA	FT%	OFF	DEF	TOT	AVG	PF	FO	A	TO	BLK	STL	PTS	AVG			
2023-24 UVa	34-6	511	151	.414	46	111	0-0	.000	23	46	.500	43	64	107	3.1	62	3	12	15	30	14	115	3.4
TOTAL	34-6	511	151	.414	46	111	0-0	.000	23	46	.500	43	64	107	3.1	62	3	12	15	30	14	115	3.4

Single Game Highs

Statistic	Value	
Points	18	vs Florida 11/10/23
Rebounds	8	vs NC State 01/24/24
Assists	2	vs N.C. A&T 11/14/23
Steals	2	vs N.C. Central 12/05/23, vs Northeastern 12/16/23, at Louisville 01/27/24
Blocks	3	vs Texas Southern 11/16/23
FG Made	4	vs Florida 11/10/23, vs N.C. Central 12/05/23, vs Virginia Tech 01/17/24
FG Attempts	7	4 times
FT Made	10	vs Florida 11/10/23
FT Attempts	16	vs Florida 11/10/23

2023-24 BUCHANAN GAME-BY-GAME

Opponent	Date	GS	MIN	Total		3-Pointers		Free throws		Rebounds				PF	A	TO	BLK	STL	PTS	AVG
				FG-FGA	PCT	3FG-3FGA	PCT	FT-FTA	PCT	OFF	DEF	TOT	AVG							
Tarleton St.	11/06/2023		16:56	0-2	.000	0-0	.000	1-4	.250	0	4	4	4.0	2	0	1	1	0	1	1.0
vs Florida	11/10/2023		26:52	4-7	.571	0-0	.000	10-16	.625	5	2	7	5.5	2	1	1	0	0	18	9.5
N.C. A&T	11/14/2023	*	15:10	3-6	.500	0-0	.000	0-0	.000	1	2	3	4.7	2	2	0	1	1	6	8.3
Texas Southern	11/16/2023	*	22:00	1-2	.500	0-0	.000	3-5	.600	2	2	4	4.5	2	0	1	3	1	5	7.5
vs Wisconsin	11/20/2023	*	14:29	0-2	.000	0-0	.000	0-0	.000	2	1	3	4.2	1	0	1	2	0	0	6.0
vs West Virginia	11/22/2023	*	13:55	0-2	.000	0-0	.000	2-2	1.000	0	2	2	3.8	5	0	1	2	0	2	5.3
Texas A&M	11/29/2023		05:32	0-0	.000	0-0	.000	0-0	.000	2	0	2	3.6	2	0	2	0	1	0	4.6
Syracuse	12/02/2023		12:41	2-3	.667	0-0	.000	2-2	1.000	1	0	1	3.3	1	0	1	0	1	6	4.8
N.C. Central	12/05/2023		25:03	4-7	.571	0-0	.000	1-2	.500	3	3	6	3.6	2	1	1	1	2	9	5.2
Northeastern	12/16/2023		16:05	1-1	1.000	0-0	.000	1-4	.250	1	0	1	3.3	0	1	0	0	2	3	5.0
at Memphis	12/19/2023		06:00	0-1	.000	0-0	.000	0-0	.000	0	2	2	3.2	2	1	1	0	0	0	4.5
Morgan St.	12/27/2023		13:06	0-3	.000	0-0	.000	0-0	.000	3	2	5	3.3	1	1	1	1	0	0	4.2
at Notre Dame	12/30/2023		08:34	0-3	.000	0-0	.000	0-0	.000	0	1	1	3.2	3	0	0	1	0	0	3.8
Louisville	01/03/2024		19:14	2-5	.400	0-0	.000	2-2	1.000	1	4	5	3.3	3	1	0	1	0	6	4.0
at NC State	01/06/2024	*	23:24	2-3	.667	0-0	.000	0-2	.000	1	4	5	3.4	2	0	0	0	1	4	4.0
at Wake Forest	01/13/2024		07:57	0-3	.000	0-0	.000	0-0	.000	0	1	1	3.3	0	0	0	1	0	0	3.8
Virginia Tech	01/17/2024		11:22	4-5	.800	0-0	.000	0-0	.000	1	2	3	3.2	0	1	0	0	0	8	4.0
at Georgia Tech	01/20/2024		05:35	0-1	.000	0-0	.000	0-0	.000	0	1	1	3.1	0	0	0	0	0	0	3.8
NC State	01/24/2024		14:07	2-5	.400	0-0	.000	0-0	.000	3	5	8	3.4	1	0	0	1	0	4	3.8
at Louisville	01/27/2024		13:50	2-2	1.000	0-0	.000	0-0	.000	0	1	1	3.3	5	0	1	1	2	4	3.8
Notre Dame	01/31/2024		09:07	1-2	.500	0-0	.000	0-0	.000	3	2	5	3.3	0	1	1	0	0	2	3.7
at Clemson	02/03/2024		11:34	1-2	.500	0-0	.000	0-0	.000	2	0	2	3.3	2	0	0	0	0	2	3.6
Miami (FL)	02/05/2024		22:25	3-7	.429	0-0	.000	0-0	.000	0	2	2	3.2	3	0	0	2	1	6	3.7
at Florida St.	02/10/2024		24:25	2-4	.500	0-0	.000	0-0	.000	3	2	5	3.3	1	0	0	0	0	4	3.8
Pittsburgh	02/13/2024		13:07	2-3	.667	0-0	.000	0-0	.000	0	1	1	3.2	1	1	1	1	1	4	3.8
Wake Forest	02/17/2024		20:36	3-7	.429	0-0	.000	0-3	.000	4	3	7	3.3	2	0	1	2	0	6	3.8
at Virginia Tech	02/19/2024		17:19	0-5	.000	0-0	.000	0-0	.000	1	4	5	3.4	3	0	0	2	0	0	3.7
North Carolina	02/24/2024		15:08	1-3	.333	0-0	.000	0-0	.000	0	1	1	3.3	1	0	0	1	0	2	3.6
at Boston College	02/28/2024		18:24	2-3	.667	0-0	.000	1-2	.500	1	1	2	3.3	5	0	0	2	0	5	3.7
at Duke	03/02/2024		17:04	1-4	.250	0-0	.000	0-2	.000	1	3	4	3.3	1	0	0	0	0	2	3.6
Georgia Tech	03/09/2024		17:42	1-4	.250	0-0	.000	0-0	.000	0	2	2	3.3	3	0	0	1	0	2	3.6
vs Boston College	03/14/2024	*	15:47	1-3	.333	0-0	.000	0-0	.000	1	2	3	3.3	3	1	0	2	0	2	3.5
vs NC State	03/15/2024		05:09	0-0	.000	0-0	.000	0-0	.000	0	1	1	3.2	1	0	0	1	0	0	3.4
vs Colorado St.	03/19/2024		11:09	1-1	1.000	0-0	.000	0-0	.000	1	1	2	3.1	0	0	0	0	1	2	3.4
Totals			6 510:49	46-111	.414	0-0	.000	23-46	.500	43	64	107	3.1	62	12	15	30	14	115	3.4



1 DANTE HARRIS

R-Jr. • G • 6-0 • 171 • Washington, D.C. • Georgetown

2023-24 SEASON

- Played 24 games, including one start
- Missed 10 games with an ankle injury
- Averaged 2.5 points, 2.0 rebounds and 1.4 assists
- Shot 28 percent from the field and 50 percent from the free throw line
- Scored seven points along with three assists in UVA

debut vs. Tarleton State (11/6/23)

- Registered six points, three rebounds, two assists and two steals at Virginia Tech (2/19/24)
- Scored six points on a pair of 3-pointers and added four rebounds vs. Texas Southern (11/16/23)
- Recorded six points and two assists vs. Florida (11/10/23)
- Totaled five rebounds, three assists, two steals and two blocked shots vs. North Carolina A&T (11/14/23)
- Tallied five points and five assists in return to action vs. Virginia Tech (1/17/24) after missing 10 games with an ankle injury
- Netted four points in road win at Georgia Tech (1/20/24)
- Scored four points along with two rebounds and two steals vs. Georgia Tech (3/9/24)
- Scored four points vs. Boston College (3/14/24)
- Tallied four points and three assists vs. Notre Dame (1/31/24)
- Recorded two points and four assists at Florida State (2/10/24)
- Grabbed a season-high six rebounds at No. 10 Duke (3/2/24)

CAREER STATS/HIGHLIGHTS

SEASON	TEAM	GP-GS	MIN	Field Goals			3-Point			F-Throws		Rebounds					Scoring				
				FG-FGA	FG%	3FG-3FGA	3FG%	FT-FTA	FT%	OFF	DEF	TOT	AVG	PF	FO	A	TO	BLK	STL	PTS	AVG
2020-21	GTown	26-21	789	30.4	76-218	.349	20-77	.260	35-39	.897	15	74	89	3.4	41-0	82	59	1	30	207	8.0
2021-22	GTown	29-29	934	32.2	130-347	.375	28-102	.275	56-75	.747	13	91	104	3.6	53-1	118	74	2	44	344	11.9
2023-24	UVa	24-1	329	13.7	23-82	.280	2-20	.100	11-22	.500	5	44	49	2.0	27-0	33	17	5	17	59	2.5
TOTAL FOR UVA		24-1	329	13.7	23-82	.280	2-20	.100	11-22	.500	5	44	49	2.0	27-0	33	17	5	17	59	2.5
TOTAL		79-51	2052	26.0	229-647	.354	50-199	.251	102-136	.750	33	209	242	3.1	121-1	233	150	8	91	610	7.7

Single Game Highs

Statistic	Value	
Points	23	at Creighton 02/14/22, vs UConn 02/27/22
Rebounds	9	vs St. John's (NY) 02/03/22
Assists	8	vs Seton Hall 02/20/21, at DePaul 02/09/22
Steals	5	vs Marquette 03/10/21
Blocks	2	vs N.C. A&T 11/14/23
FG Made	9	at Creighton 02/14/22
FG Attempts	24	at Creighton 02/14/22
3FG Made	3	4 times
3FG Attempts	7	vs Villanova 01/22/22
FT Made	9	vs Marquette 01/07/22
FT Attempts	10	vs Marquette 01/07/22

2023-24 HARRIS GAME-BY-GAME

Opponent	Date	GS	MIN	Total		3-Pointers		Free throws		Rebounds					PF	A	TO	BLK	STL	PTS	AVG
				FG-FGA	PCT	3FG-3FGA	PCT	FT-FTA	PCT	OFF	DEF	TOT	AVG								
Tarleton St.	11/06/2023		23:31	1-3	.333	0-0	.000	5-8	.625	1	2	3	3.0	3	1	0	0	1	7	7.0	
vs Florida	11/10/2023		15:17	3-5	.600	0-1	.000	0-0	.000	0	0	0	1.5	1	2	0	0	2	6	6.5	
N.C. A&T	11/14/2023		25:09	0-2	.000	0-0	.000	2-4	.500	0	5	5	2.7	2	3	3	2	2	2	5.0	
Texas Southern	11/16/2023	*	27:03	2-6	.333	2-2	1.000	0-0	.000	0	4	4	3.0	2	2	2	0	1	6	5.3	
vs Wisconsin	11/20/2023		17:21	0-3	.000	0-1	.000	0-0	.000	0	1	1	2.6	1	0	2	0	0	0	4.2	
vs West Virginia	11/22/2023		08:35	0-1	.000	0-1	.000	0-0	.000	0	2	2	2.5	1	0	0	0	0	0	3.5	
Virginia Tech	01/17/2024		16:57	2-5	.400	0-2	.000	1-3	.333	0	2	2	2.4	3	5	0	1	1	5	3.7	
at Georgia Tech	01/20/2024		10:48	2-6	.333	0-2	.000	0-0	.000	0	1	1	2.3	0	0	0	0	0	4	3.8	
NC State	01/24/2024		19:30	0-5	.000	0-1	.000	0-0	.000	0	3	3	2.3	2	2	1	0	0	0	3.3	
at Louisville	01/27/2024		08:39	0-2	.000	0-0	.000	0-0	.000	0	1	1	2.2	1	2	1	0	0	0	3.0	
Notre Dame	01/31/2024		12:36	2-4	.500	0-1	.000	0-0	.000	0	0	0	2.0	1	3	0	1	0	4	3.1	
at Clemson	02/03/2024		05:33	0-1	.000	0-0	.000	0-1	.000	0	1	1	1.9	0	1	0	0	0	0	2.8	
Miami (FL)	02/05/2024		13:52	0-1	.000	0-0	.000	0-0	.000	0	2	2	1.9	1	3	0	1	1	0	2.6	
at Florida St.	02/10/2024		10:29	1-4	.250	0-2	.000	0-0	.000	1	2	3	2.0	1	4	2	0	0	2	2.6	
Pittsburgh	02/13/2024		10:00	0-2	.000	0-0	.000	0-0	.000	0	2	2	2.0	0	2	0	0	1	0	2.4	
Wake Forest	02/17/2024		11:46	1-2	.500	0-0	.000	0-0	.000	0	1	1	1.9	3	0	2	0	1	2	2.4	
at Virginia Tech	02/19/2024		24:04	3-8	.375	0-2	.000	0-0	.000	0	3	3	2.0	0	2	1	0	2	6	2.6	
North Carolina	02/24/2024		09:22	1-4	.250	0-0	.000	0-0	.000	2	2	4	2.1	0	0	0	0	2	2	2.6	
at Boston College	02/28/2024		10:18	1-2	.500	0-1	.000	0-0	.000	0	1	1	2.1	3	0	0	0	0	2	2.5	
at Duke	03/02/2024		10:41	0-3	.000	0-1	.000	1-2	.500	0	6	6	2.3	0	0	1	0	0	1	2.5	
Georgia Tech	03/09/2024		16:17	2-7	.286	0-2	.000	0-0	.000	0	2	2	2.2	0	1	0	0	2	4	2.5	
vs Boston College	03/14/2024		10:07	2-2	1.000	0-0	.000	0-2	.000	1	0	1	2.2	0	0	1	0	0	4	2.6	
vs NC State	03/15/2024		04:19	0-2	.000	0-0	.000	0-0	.000	0	0	0	2.1	0	0	0	0	1	0	2.5	
vs Colorado St.	03/19/2024		06:57	0-2	.000	0-1	.000	2-2	1.000	0	1	1	2.0	2	0	1	0	0	2	2.5	
Totals		1	329:12	23-82	.280	2-20	.100	11-22	.500	5	44	49	2.0	27	33	17	5	17	59	2.5	



4 ANDREW ROHDE

So. • G • 6-6 • 202 • Milwaukee, Wis. • St. Thomas (Minn.)

2023-24 SEASON

- Played in 33 games, including 27 starts
- Averaged 4.3 points, 1.8 rebounds and 2.7 assists
- Shot 29.3 percent from the field, 25.2 percent from 3-point range and 43.8 percent from the free throw line
- Scored in double figures in three contests
- Totaled 13 points, six rebounds and three assists vs.

No. 14 Texas A&M (11/29/23)

- Scored 10 points and added four assists and three rebounds vs. Syracuse (12/2/23)
- Collected 10 points, five rebounds, four assists and three steals vs. Morgan State (12/27/23)
- Recorded eight points, four assists and one steal at Florida State (2/10/24)
- Collected eight points and two assists vs. Boston College (3/14/24)
- Scored eight points vs. Louisville (1/3/24)
- Recorded seven points, two rebounds, two assists and two steals vs. Florida (11/10/23)
- Scored seven points and added three steals at Louisville (1/27/24)
- Tallied six points and three assists in UVA debut vs. Tarleton State (11/6/23)
- Totaled six points, five assists and three rebounds vs. North Carolina A&T (11/14/23)
- Recorded six points, three rebounds and three steals vs. Texas Southern (11/16/23)
- Dished out six assists vs. NCCU (12/5/23) and Northeastern (12/16/23)
- Netted six points at Wake Forest (1/13/24)
- Tallied five points, four assists and no turnovers at Georgia Tech (1/20/24)
- Handed out a team-high six assists vs. Pitt (2/13/24)
- Scored five points off the bench at Boston College (2/28/24)

CAREER STATS/HIGHLIGHTS


SEASON	TEAM	GP-GS	MIN	Field Goals		3-Point		F-Throws		Rebounds				Scoring							
				FG-FGA	FG%	3FG-3FGA	3FG%	FT-FTA	FT%	OFF	DEF	TOT	AVG	PF-FO	A	TO	BLK	STL	PTS	AVG	
2022-23	UST	31-31	1019	32.9	189-422	.448	56-175	.320	97-119	.815	25	91	116	3.7	67-0	113	69	3	52	531	17.1
2023-24	Uva	33-27	830	25.2	53-181	.293	28-109	.257	7-16	.438	1	59	60	1.8	26-0	90	36	2	16	141	4.3
TOTAL FOR UVA		33-27	830/25.2	53-181	.293	28-109	.257	7-16	.438	1	59	60	1.8	26-0	90	36	2	16	141	4.3	
TOTAL		64-58	1849/28.9	242-603	.401	84-284	.296	104-135	.770	26	150	176	2.8	93-0	203	105	5	68	672	10.5	

Single Game Highs

Statistic	Value	
Points	27	at North Dakota 02/25/23
Rebounds	9	at Montana St. 12/08/22
Assists	8	vs Merrimack 11/19/22, vs Omaha 01/07/23, vs South Dakota St. 01/26/23
Steals	5	at North Dakota St. 02/23/23
Blocks	1	5 times
FG Made	11	at North Dakota 02/25/23
FG Attempts	22	vs Oral Roberts 03/06/23
3FG Made	4	4 times
3FG Attempts	9	at South Dakota 12/29/22, vs South Dakota 01/28/23, vs Oral Roberts 03/06/23
FT Made	10	at Omaha 02/02/23
FT Attempts	10	at South Dakota 12/29/22, vs Omaha 01/07/23, at Omaha 02/02/23

2023-24 ROHDE GAME-BY-GAME

Opponent	Date	GS	MIN	Total		3-Pointers		Free throws		Rebounds				PF	A	TO	BLK	STL	PTS	AVG	
				FG-FGA	PCT	3FG-3FGA	PCT	FT-FTA	PCT	OFF	DEF	TOT	AVG								
Tarleton St.	11/06/2023	*	25:56	2-8	.250	2-5	.400	0-0	.000	0	3	3	3.0	0	1	2	0	0	6	6.0	
vs Florida	11/10/2023	*	35:39	3-6	.500	1-3	.333	0-0	.000	1	1	2	2.5	1	2	1	0	2	7	6.5	
N.C. A&T	11/14/2023	*	23:14	3-7	.429	0-3	.000	0-0	.000	0	3	3	2.7	0	5	2	0	0	6	6.3	
Texas Southern	11/16/2023	*	28:34	2-5	.400	1-1	1.000	1-2	.500	0	3	3	2.8	0	3	3	0	1	6	6.3	
vs Wisconsin	11/20/2023	*	30:01	2-6	.333	1-3	.333	0-0	.000	0	2	2	2.6	1	3	0	0	0	5	6.0	
vs West Virginia	11/22/2023	*	28:30	2-4	.500	0-1	.000	2-4	.500	0	1	1	2.3	0	1	0	0	0	6	6.0	
Texas A&M	11/29/2023	*	37:06	5-14	.357	3-8	.375	0-0	.000	0	6	6	2.9	2	3	3	0	0	13	7.0	
Syracuse	12/02/2023	*	30:54	4-8	.500	2-4	.500	0-0	.000	0	3	3	2.9	0	4	1	0	1	10	7.4	
N.C. Central	12/05/2023	*	21:52	1-4	.250	1-3	.333	0-2	.000	0	1	1	2.7	0	6	1	1	0	3	6.9	
Northeastern	12/16/2023	*	31:28	0-5	.000	0-3	.000	0-1	.000	0	2	2	2.6	1	6	0	0	0	0	6.2	
at Memphis	12/19/2023	*	22:21	0-5	.000	0-4	.000	0-0	.000	0	2	2	2.5	3	4	1	0	1	0	5.6	
Morgan St.	12/27/2023	*	30:36	4-8	.500	2-5	.400	0-0	.000	0	5	5	2.8	0	4	1	0	3	10	6.0	
at Notre Dame	12/30/2023	*	29:31	2-8	.250	1-4	.250	0-1	.000	0	2	2	2.7	1	1	0	0	0	5	5.9	
Louisville	01/03/2024	*	30:33	3-9	.333	2-6	.333	0-0	.000	0	2	2	2.6	2	2	0	0	0	8	6.1	
at NC State	01/06/2024	*	30:59	1-6	.167	0-3	.000	0-0	.000	0	3	3	2.7	0	2	3	0	0	2	5.8	
at Wake Forest	01/13/2024	*	30:41	3-7	.429	0-3	.000	0-0	.000	0	1	1	2.6	2	2	1	0	1	6	5.8	
Virginia Tech	01/17/2024	*	24:59	0-4	.000	0-3	.000	0-0	.000	0	2	2	2.5	1	3	0	0	1	0	5.5	
at Georgia Tech	01/20/2024	*	31:05	2-6	.333	1-3	.333	0-0	.000	0	0	0	2.4	2	4	0	0	1	5	5.4	
NC State	01/24/2024	*	11:55	0-2	.000	0-2	.000	0-0	.000	0	1	1	2.3	1	0	2	0	0	0	5.2	
at Louisville	01/27/2024	*	28:28	2-6	.333	2-4	.500	1-2	.500	0	2	2	2.3	0	4	4	0	3	7	5.3	
Notre Dame	01/31/2024	*	12:29	0-3	.000	0-2	.000	0-0	.000	0	0	0	2.2	0	3	0	0	0	0	5.0	
at Clemson	02/03/2024	*	20:30	1-3	.333	1-2	.500	0-0	.000	0	1	1	2.1	0	1	2	0	0	3	4.9	
Miami (FL)	02/05/2024	*	15:44	1-4	.250	0-2	.000	0-0	.000	0	1	1	2.1	1	2	1	0	0	2	4.8	
at Florida St.	02/10/2024	*	31:46	2-5	.400	2-3	.667	2-2	1.000	0	1	1	2.0	3	4	1	0	1	8	4.9	
Pittsburgh	02/13/2024	*	26:19	1-4	.250	1-2	.500	0-0	.000	0	0	0	2.0	1	6	0	0	0	3	4.8	
Wake Forest	02/17/2024	*	26:50	1-6	.167	1-3	.333	0-0	.000	0	2	2	2.0	0	4	0	1	0	3	4.8	
at Virginia Tech	02/19/2024	*	15:56	0-2	.000	0-2	.000	0-0	.000	0	1	1	1.9	1	1	2	0	0	0	4.6	
North Carolina	02/24/2024	*	14:31	1-4	.250	1-4	.250	0-0	.000	0	0	0	1.9	0	0	1	0	0	3	4.5	
at Boston College	02/28/2024	*	18:40	2-5	.400	1-3	.333	0-0	.000	0	1	1	1.8	0	1	0	0	0	5	4.6	
at Duke	03/02/2024	*	23:29	0-3	.000	0-3	.000	1-2	.500	0	1	1	1.8	0	3	2	0	0	1	4.4	
vs Boston College	03/14/2024	*	25:26	3-7	.429	2-6	.333	0-0	.000	0	1	1	1.8	1	2	1	0	0	8	4.5	
vs NC State	03/15/2024	*	18:40	0-5	.000	0-5	.000	0-0	.000	0	4	4	1.8	0	2	1	0	0	0	4.4	
vs Colorado St.	03/19/2024	*	15:17	0-2	.000	0-1	.000	0-0	.000	0	1	1	1.8	2	1	0	0	1	0	4.3	
Totals			27	829:58	53-181	.293	28-109	.257	7-16	.438	1	59	60	1.8	26	90	36	2	16	141	4.3



10 TAINÉ MURRAY

Jr. • G • 6-5 • 208 • Auckland, N.Z. • Rosmini College

2023-24 SEASON

- All-ACC Academic Team
- Played 33 games, including two starts
- Averaged 3.3 points and 1.2 rebounds
- Shot 48.2 percent from the field, 45.1 percent from 3-point range and 61.1 percent from the free throw line
- Reached double figures in scoring in four contests

- Scored 12 points (5-6 FG) vs. Louisville (1/3/24)
- Matched a season high with 12 points vs. Georgia Tech (3/9/24)
- Contributed 11 points (3-4 FG, 2-2 3FG, 3-4 FT) vs. NC State (1/24/24)
- Scored 11 points (5-6 FG) vs. Boston College (3/14/24)
- Scored eight points in first career start vs. NC State (3/15/24)
- Netted seven points, one assist and one blocked shot vs. North Carolina A&T (11/14/23)
- Scored seven points and had two rebounds vs. Syracuse (12/2/23)
- Scored five points off the bench vs. Tarleton State (11/6/23)
- Tallied four points and three rebounds vs. Texas Southern (11/16/23)
- Scored four points along with a career-best four assists vs. Notre Dame (1/31/24)
- Netted three points and two assists vs. Morgan State (12/27/23)
- Scored three points and tied a career high with four assists vs. Miami (2/5/24)
- Recorded three points and one blocked shot at Florida State (2/10/24)

CAREER STATS/HIGHLIGHTS


SEASON	TEAM	GP-GS	MIN	Field Goals		3-Point		F-Throws		Rebounds				PF-FO			TO BLK STL			Scoring	
				FG-FGA	FG%	3FG-3FGA	3FG%	FT-FTA	FT%	OFF	DEF	TOT	AVG	PF	FO	A	TO	BLK	STL	PTS	AVG
2021-22	UVa	19-0	143/7.5	13-33	.394	8-23	.348	4-8	.500	6	11	17	0.9	14-0	2	4	1	2	38	2.0	
2022-23	UVa	13-0	93/7.2	6-19	.316	2-12	.167	4-6	.667	0	12	12	0.9	5-0	3	3	2	0	18	1.4	
2023-24	UVa	33-2	448/13.6	40-83	.482	18-40	.450	11-18	.611	4	36	40	1.2	22-0	29	8	4	6	109	3.3	
TOTAL		65-2	684/10.5	59-135	.437	28-75	.373	19-32	.594	10	59	69	1.1	41-0	34	15	7	8	165	2.5	

Single Game Highs

Statistic	Value	
Points	14	vs Iowa 11/29/21
Rebounds	4	vs UMES 11/25/22, vs N.C. Central 12/05/23, at NC State 01/06/24
Assists	4	vs Notre Dame 01/31/24, vs Miami (FL) 02/05/24
Steals	1	8 times
Blocks	1	7 times
FG Made	5	4 times
FG Attempts	10	vs Georgia Tech 03/09/24
3FG Made	4	vs Iowa 11/29/21
3FG Attempts	6	vs Iowa 11/29/21
FT Made	3	vs NC State 01/24/24
FT Attempts	4	vs NC State 01/24/24

2023-24 MURRAY GAME-BY-GAME

Opponent	Date	GS	MIN	Total		3-Pointers		Free throws		Rebounds				PF	A	TO	BLK	STL	PTS	AVG
				FG-FGA	PCT	3FG-3FGA	PCT	FT-FTA	PCT	OFF	DEF	TOT	AVG							
Tarleton St.	11/06/2023		10:57	2-2	1.000	0-0	.000	1-2	.500	0	1	1	1.0	2	0	1	0	0	5	5.0
N.C. A&T	11/14/2023		22:35	2-4	.500	1-2	.500	2-2	1.000	0	0	0	0.5	1	1	0	1	0	7	6.0
Texas Southern	11/16/2023		20:52	1-2	.500	1-2	.500	1-2	.500	0	3	3	1.3	1	0	2	0	0	4	5.3
vs Wisconsin	11/20/2023		05:59	0-2	.000	0-1	.000	0-0	.000	0	0	0	1.0	0	0	0	0	0	0	4.0
vs West Virginia	11/22/2023		05:00	0-0	.000	0-0	.000	0-0	.000	0	0	0	0.8	0	0	0	0	0	0	3.2
Texas A&M	11/29/2023		05:23	0-1	.000	0-0	.000	0-0	.000	0	1	1	0.8	0	1	0	0	0	0	2.7
Syracuse	12/02/2023		11:58	2-3	.667	2-3	.667	1-2	.500	1	1	2	1.0	0	0	1	0	1	7	3.3
N.C. Central	12/05/2023		16:43	0-0	.000	0-0	.000	0-0	.000	0	4	4	1.4	2	1	1	0	0	0	2.9
Northeastern	12/16/2023		03:16	0-0	.000	0-0	.000	0-0	.000	0	0	0	1.2	0	0	0	0	0	0	2.6
at Memphis	12/19/2023		18:00	0-2	.000	0-2	.000	0-0	.000	0	2	2	1.3	2	3	1	0	0	0	2.3
Morgan St.	12/27/2023		16:27	1-4	.250	1-4	.250	0-0	.000	0	1	1	1.3	1	2	0	0	1	3	2.4
at Notre Dame	12/30/2023		14:06	1-1	1.000	0-0	.000	0-2	.000	1	0	1	1.3	1	0	0	0	0	2	2.3
Louisville	01/03/2024		18:15	5-6	.833	2-3	.667	0-0	.000	0	0	0	1.2	0	2	0	0	1	12	3.1
at NC State	01/06/2024		17:47	0-2	.000	0-0	.000	0-0	.000	1	3	4	1.4	0	1	0	0	1	0	2.9
at Wake Forest	01/13/2024		09:11	1-1	1.000	1-1	1.000	0-0	.000	0	1	1	1.3	1	1	0	0	0	3	2.9
Virginia Tech	01/17/2024		02:34	0-1	.000	0-0	.000	0-0	.000	0	0	0	1.3	0	0	0	0	0	0	2.7
at Georgia Tech	01/20/2024		02:54	1-1	1.000	0-0	.000	0-0	.000	0	0	0	1.2	0	0	0	0	0	2	2.6
NC State	01/24/2024		18:36	3-4	.750	2-2	1.000	3-4	.750	0	2	2	1.2	0	1	0	0	0	11	3.1
at Louisville	01/27/2024		17:27	1-2	.500	0-1	.000	0-0	.000	0	2	2	1.3	1	1	0	1	0	2	3.1
Notre Dame	01/31/2024		20:03	2-6	.333	0-2	.000	0-0	.000	0	1	1	1.3	1	4	1	1	0	4	3.1
at Clemson	02/03/2024		08:47	0-0	.000	0-0	.000	2-2	1.000	0	2	2	1.3	1	1	0	0	0	2	3.0
Miami (FL)	02/05/2024		19:12	1-1	1.000	1-1	1.000	0-0	.000	0	3	3	1.4	0	4	0	0	1	3	3.0
at Florida St.	02/10/2024		09:18	1-1	1.000	1-1	1.000	0-0	.000	0	0	0	1.3	2	0	0	1	0	3	3.0
Pittsburgh	02/13/2024		13:20	1-2	.500	0-1	.000	1-2	.500	0	1	1	1.3	2	0	0	0	0	3	3.0
Wake Forest	02/17/2024		04:43	0-0	.000	0-0	.000	0-0	.000	0	1	1	1.3	0	0	0	0	0	0	2.9
at Virginia Tech	02/19/2024		13:05	1-3	.333	0-0	.000	0-0	.000	1	0	1	1.3	0	0	0	0	0	2	2.9
North Carolina	02/24/2024		01:55	0-0	.000	0-0	.000	0-0	.000	0	1	1	1.3	0	0	0	0	0	0	2.8
at Boston College	02/28/2024		07:10	1-2	.500	1-2	.500	0-0	.000	0	1	1	1.3	0	1	1	0	0	3	2.8
at Duke	03/02/2024		07:11	0-2	.000	0-0	.000	0-0	.000	0	1	1	1.2	0	0	0	0	0	0	2.7
Georgia Tech	03/09/2024		28:23	5-10	.500	2-5	.400	0-0	.000	0	1	1	1.2	1	3	0	0	1	12	3.0
vs Boston College	03/14/2024		21:34	5-6	.833	1-1	1.000	0-0	.000	0	1	1	1.2	0	0	0	0	0	11	3.3
vs NC State	03/15/2024	*	29:25	3-9	.333	2-5	.400	0-0	.000	0	1	1	1.2	1	1	0	0	0	8	3.4
vs Colorado St.	03/19/2024	*	25:51	0-3	.000	0-1	.000	0-0	.000	0	1	1	1.2	2	1	0	0	0	0	3.3
Totals			2 447:58	40-83	.482	18-40	.450	11-18	.611	4	36	40	1.2	22	29	8	4	6	109	3.3



11 ISAAC MCKNEELY

So. • G • 6-4 • 188 • Poca, W.Va. • Poca

2023-24 SEASON

- All-ACC Academic Team
- CSC Academic All-District
- Started 33 games
- Averaged 12.3 points, 3.1 rebounds and 1.6 assists
- Shot 40.9 percent from the field, 44.5 percent from 3-point range and 84.7 percent from the free throw line

- Reached double figures in scoring in 18 games, including five 20-point efforts
- Ranked eighth in the ACC in made 3-pointers per game (2.45)
- Scored a career-high 29 points (8-12 FG, 5-7 3FG, 8-9 FT) at Florida State (2/10/24)
- Tallied 23 points (5 of 9 3FG) vs. NC State (3/15/24)
- Netted 22 points and six 3-pointers vs. Syracuse (12/2/23)
- Collected 22 points and tied a career best with six 3-pointers vs. NCCU (12/5/23)
- Tied a career high with six 3-pointers en route to 20 points at Georgia Tech (1/20/24)
- Scored 18 points (7-11 FG) vs. Louisville (1/3/24)
- Scored 18 points (4-7 3FG) at NC State (1/6/24)
- Recorded 16 points (4 of 8 3FG) and three assists vs. Georgia Tech (3/9/24)
- Scored 15 points and made four 3-pointers vs. Tarleton State (11/6/23)
- Chipped in 15 points vs. Pitt (2/13/24)
- Converted four-point play en route to 14 points at Clemson (2/3/24)
- Scored 14 points along with four rebounds at Boston College (2/28/24)
- Scored 12 points at No. 10 Duke (3/2/24)
- Netted 12 points vs. Wake Forest (2/17/24)
- Scored 11 points (3-5 3FG) vs. Notre Dame (1/31/24)
- Scored 10 points vs. No. 14 Texas A&M (11/29/23) and NC State (1/24/24)

CAREER STATS/HIGHLIGHTS

SEASON TEAM	GP-GS	MIN/AVG	Field Goals		3-Point		F-Throws		Rebounds				Scoring						
			FG-FGA	FG%	3FG-3FGA	3FG%	FT-FTA	FT%	OFF	DEF	TOT	AVG	PF-FO	A	TO	BLK	STL	PTS	AVG
2022-23 Uva	33-1	708/21.5	77-182	.423	51-130	.392	17-24	.708	7	66	73	2.2	44-0	23	21	4	12	222	6.7
2023-24 Uva	33-33	1068/32.4	137-335	.409	81-182	.445	50-59	.847	5	94	99	3.0	48-0	54	32	5	19	405	12.3
TOTAL	66-34	1776/26.9	214-517	.414	132-312	.423	67-83	.807	12	160	172	2.6	92-0	77	53	9	31	627	9.5


Single Game Highs

Statistic	Value
Points	29 at Florida St. 02/10/24
Rebounds	6 at North Carolina 02/25/23, vs Florida 11/10/23, vs Miami (FL) 02/05/24
Assists	4 4 times
Steals	2 6 times
Blocks	2 vs NC State 02/07/23, vs Wake Forest 02/17/24
FG Made	8 4 times
FG Attempts	16 vs NC State 01/24/24
3FG Made	6 vs Syracuse 12/02/23, vs N.C. Central 12/05/23, at Georgia Tech 01/20/24
3FG Attempts	9 at Georgia Tech 01/20/24, vs NC State 01/24/24, vs NC State 03/15/24
FT Made	8 at Florida St. 02/10/24
FT Attempts	9 at Florida St. 02/10/24

- Missed the Texas Southern game (11/16/23) with an ankle injury

2023-24 MCKNEELY GAME-BY-GAME

Opponent	Date	GS	MIN	Total		3-Pointers		Free throws		Rebounds				PF	A	TO	BLK	STL	PTS	AVG	
				FG-FGA	PCT	3FG-3FGA	PCT	FT-FTA	PCT	OFF	DEF	TOT	AVG								
Tarleton St.	11/06/2023	*	28:47	4-8	.500	4-8	.500	3-4	.750	0	4	4	4.0	3	4	3	0	1	15	15.0	
vs Florida	11/10/2023	*	35:24	3-10	.300	2-4	.500	1-2	.500	0	6	6	5.0	2	1	1	1	0	9	12.0	
N.C. A&T	11/14/2023	*	14:28	3-4	.750	2-2	1.000	0-0	.000	0	1	1	3.7	1	1	0	1	0	8	10.7	
vs Wisconsin	11/20/2023	*	32:34	3-7	.429	1-1	1.000	2-2	1.000	0	1	1	3.0	1	0	1	0	1	9	10.3	
vs West Virginia	11/22/2023	*	35:39	2-9	.222	2-5	.400	2-2	1.000	0	5	5	3.4	1	2	2	0	1	8	9.8	
Texas A&M	11/29/2023	*	31:59	4-11	.364	2-7	.286	0-0	.000	0	1	1	3.0	1	2	1	0	0	10	9.8	
Syracuse	12/02/2023	*	26:26	8-11	.727	6-8	.750	0-0	.000	0	5	5	3.3	2	2	0	0	0	22	11.6	
N.C. Central	12/05/2023	*	25:57	8-11	.727	6-8	.750	0-0	.000	0	2	2	3.1	0	1	0	1	0	22	12.9	
Northeastern	12/16/2023	*	36:44	3-12	.250	2-6	.333	0-0	.000	1	3	4	3.2	2	0	1	0	2	8	12.3	
at Memphis	12/19/2023	*	32:05	1-8	.125	0-5	.000	4-4	1.000	0	1	1	3.0	1	2	4	0	0	6	11.7	
Morgan St.	12/27/2023	*	25:15	2-7	.286	2-6	.333	0-0	.000	0	2	2	2.9	0	4	0	0	2	6	11.2	
at Notre Dame	12/30/2023	*	33:24	2-7	.286	1-3	.333	2-3	.667	0	4	4	3.0	2	2	1	0	2	7	10.8	
Louisville	01/03/2024	*	19:25	7-11	.636	4-7	.571	0-0	.000	0	2	2	2.9	4	2	0	0	0	18	11.4	
at NC State	01/06/2024	*	31:54	6-13	.462	4-7	.571	2-2	1.000	0	3	3	2.9	2	0	3	0	2	18	11.9	
at Wake Forest	01/13/2024	*	35:43	2-10	.200	0-2	.000	4-4	1.000	0	5	5	3.1	2	0	0	0	0	8	11.6	
Virginia Tech	01/17/2024	*	34:21	3-8	.375	0-2	.000	2-2	1.000	0	2	2	3.0	1	3	1	0	1	8	11.4	
at Georgia Tech	01/20/2024	*	37:30	7-13	.538	6-9	.667	0-0	.000	0	5	5	3.1	1	1	2	0	0	20	11.9	
NC State	01/24/2024	*	41:57	4-16	.250	2-9	.222	0-0	.000	0	2	2	3.1	1	2	3	0	0	10	11.8	
at Louisville	01/27/2024	*	30:15	3-8	.375	3-4	.750	0-0	.000	0	2	2	3.0	3	1	1	0	1	9	11.6	
Notre Dame	01/31/2024	*	33:51	4-10	.400	3-5	.600	0-0	.000	0	2	2	3.0	1	2	0	0	0	11	11.6	
at Clemson	02/03/2024	*	33:22	6-15	.400	1-5	.200	1-1	1.000	0	3	3	3.0	2	2	0	0	0	14	11.7	
Miami (FL)	02/05/2024	*	30:03	4-9	.444	1-3	.333	0-0	.000	2	4	6	3.1	2	4	0	0	2	9	11.6	
at Florida St.	02/10/2024	*	34:21	8-12	.667	5-7	.714	8-9	.889	1	4	5	3.2	0	2	2	0	0	29	12.3	
Pittsburgh	02/13/2024	*	36:56	5-9	.556	2-6	.333	3-3	1.000	0	3	3	3.2	2	3	1	0	0	15	12.5	
Wake Forest	02/17/2024	*	36:10	5-12	.417	1-4	.250	1-2	.500	0	2	2	3.1	1	0	1	2	1	12	12.4	
at Virginia Tech	02/19/2024	*	29:08	4-8	.500	1-4	.250	2-2	1.000	0	2	2	3.1	2	1	0	0	0	11	12.4	
North Carolina	02/24/2024	*	35:14	2-9	.222	1-5	.200	2-2	1.000	0	1	1	3.0	2	0	2	0	0	7	12.2	
at Boston College	02/28/2024	*	33:54	4-8	.500	3-6	.500	3-4	.750	0	4	4	3.0	1	0	0	0	2	14	12.3	
at Duke	03/02/2024	*	33:51	3-11	.273	2-5	.400	4-4	1.000	1	1	2	3.0	1	1	1	0	0	12	12.2	
Georgia Tech	03/09/2024	*	34:56	6-12	.500	4-8	.500	0-0	.000	0	3	3	3.0	0	3	1	0	1	16	12.4	
vs Boston College	03/14/2024	*	29:08	1-8	.125	1-6	.167	2-3	.667	0	4	4	3.0	1	4	0	0	0	5	12.1	
vs NC State	03/15/2024	*	41:16	8-15	.533	5-9	.556	2-4	.500	0	3	3	3.0	1	2	0	0	0	23	12.5	
vs Colorado St.	03/19/2024	*	36:03	2-13	.154	2-6	.333	0-0	.000	0	2	2	3.0	2	0	0	0	0	6	12.3	
Totals			33	1068:00	137-335	.409	81-182	.445	50-59	.847	5	94	99	3.0	48	54	32	5	19	405	12.3



12 ELIJAH GERTRUDE

Fr. • G • 6-4 • 185 • Jersey City, N.J. • Hudson Regional Catholic

2023-24 SEASON

- Played 16 games
- Averaged 3.4 points and 1.2 rebounds
- Shot 36.2 percent from the field and 61.1 percent from the free throw line
- Made his collegiate debut vs. No. 14 Texas A&M
- Scored season-high 13 points vs. NCCU (12/5/23)

- Recorded six points, three rebounds and two steals in 19 minutes vs. North Carolina (2/24/24)
- Scored six points and had two steals vs. Syracuse (12/2/23)
- Tallied six points, three rebounds and two steals at Notre Dame (12/30/23)
- Tallied five points and five rebounds vs. Northeastern (12/16/23)
- Scored four points and blocked two shots vs. Morgan State (12/27/23)
- Scored two points at Louisville (1/27/24)
- Contributed two points and two rebounds vs. Miami (2/5/24)

CAREER STATS/HIGHLIGHTS

SEASON	TEAM	GP-GS	MIN	Field Goals			3-Point			F-Throws		Rebounds				Scoring				
				FG-FGA	FG%	3FG-3FGA	3FG%	FT-FTA	FT%	OFF	DEF	TOT	AVG	PF	FO	A	TO	BLK	STL	PTS
2023-24	Uva	16-0	150/9.4	21-58	.362	1-15	.067	11-18	.611	2	17	19	1.2	17-0	6	10	7	11	54	3.4
TOTAL		16-0	150/9.4	21-58	.362	1-15	.067	11-18	.611	2	17	19	1.2	17-0	6	10	7	11	54	3.4

Single Game Highs

Statistic	Value
Points	13 vs N.C. Central 12/05/23
Rebounds	5 vs Northeastern 12/16/23
Assists	1 6 times
Steals	2 5 times
Blocks	2 vs Morgan St. 12/27/23
FG Made	6 vs N.C. Central 12/05/23
FG Attempts	11 vs N.C. Central 12/05/23
3FG Made	1 vs N.C. Central 12/05/23
3FG Attempts	5 vs N.C. Central 12/05/23
FT Made	4 vs North Carolina 02/24/24
FT Attempts	8 vs North Carolina 02/24/24

2023-24 GERTRUDE GAME-BY-GAME

Opponent	Date	GS	MIN	Total		3-Pointers		Free throws		Rebounds				PF	A	TO	BLK	STL	PTS	AVG
				FG-FGA	PCT	3FG-3FGA	PCT	FT-FTA	PCT	OFF	DEF	TOT	AVG							
Texas A&M	11/29/2023		07:37	0-1	.000	0-1	.000	0-0	.000	0	1	1	1.0	1	0	0	1	0	0	0.0
Syracuse	12/02/2023		18:04	2-5	.400	0-1	.000	2-2	1.000	0	1	1	1.0	1	1	3	1	2	6	3.0
N.C. Central	12/05/2023		16:46	6-11	.545	1-5	.200	0-0	.000	0	0	0	0.7	4	1	0	0	0	13	6.3
Northeastern	12/16/2023		14:47	1-3	.333	0-0	.000	3-5	.600	0	5	5	1.8	1	0	0	1	2	5	6.0
at Memphis	12/19/2023		11:22	2-5	.400	0-1	.000	0-1	.000	0	1	1	1.6	2	0	3	0	2	4	5.6
Morgan St.	12/27/2023		12:52	2-3	.667	0-0	.000	0-0	.000	1	0	1	1.5	2	1	0	2	0	4	5.3
at Notre Dame	12/30/2023		10:34	2-4	.500	0-0	.000	2-2	1.000	0	3	3	1.7	0	0	2	0	2	6	5.4
Louisville	01/03/2024		07:06	0-3	.000	0-2	.000	0-0	.000	0	0	0	1.5	1	1	0	0	0	0	4.8
at NC State	01/06/2024		07:32	0-2	.000	0-1	.000	0-0	.000	0	1	1	1.4	1	0	0	1	0	0	4.2
at Wake Forest	01/13/2024		02:26	0-1	.000	0-0	.000	0-0	.000	0	0	0	1.3	0	1	1	0	0	0	3.8
at Louisville	01/27/2024		04:56	1-3	.333	0-1	.000	0-0	.000	0	0	0	1.2	0	0	0	0	0	2	3.6
Miami (FL)	02/05/2024		03:40	1-2	.500	0-0	.000	0-0	.000	0	2	2	1.3	1	0	1	1	0	2	3.5
at Virginia Tech	02/19/2024		07:32	2-5	.400	0-1	.000	0-0	.000	0	0	0	1.2	0	1	0	0	1	4	3.5
North Carolina	02/24/2024		18:59	1-7	.143	0-2	.000	4-8	.500	1	2	3	1.3	2	0	0	0	2	6	3.7
at Duke	03/02/2024		03:39	0-2	.000	0-0	.000	0-0	.000	0	0	0	1.2	1	0	0	0	0	0	3.5
vs Colorado St.	03/19/2024		02:31	1-1	1.000	0-0	.000	0-0	.000	0	1	1	1.2	0	0	0	0	0	2	3.4
Totals			0 150:23	21-58	.362	1-15	.067	11-18	.611	2	17	19	1.2	17	6	10	7	11	54	3.4

Player Averages

Games Played	Minutes/game	Points/game	FG Pct	3FG Pct	FT Pct	Rebounds/game	Assists/game	Turnovers/game	Assist/Turnover ratio	Steals/game	Blocks/game
16	9.4	3.4	36.2	6.7	61.1	1.2	0.4	0.6	0.6	0.7	0.4



13 RYAN DUNN

So. • G • 6-8 • 216 • Freeport, N.Y. • Perkiomen School

2023-24 SEASON

- All-ACC Honorable Mention
- ACC All-Defensive Team
- Naismith Men's Defensive Player of the Year Watch List
- Started 34 games
- Averaged 8.1 points, 6.9 rebounds, 2.3 blocked shots and 1.3 steals per game

- Shot 54.8 percent from the field, 20 percent from 3-point range and 53.2 percent from the free throw line
- Ranked first in the ACC in blocked shots (2.3 avg), 12th in rebounding (6.9 rpg) and 13th in offensive rebounds per game (2.2 rpg).
- Ranked 16th nationally in blocked shots per game
- Reached double figures in scoring in 11 games and tallied five double-doubles
- Collected a career-best 19 points and 11 rebounds at Louisville (1/27/24)
- Scored 16 points (7-9 FG) and added seven rebounds at NC State (1/6/24)
- Recorded 15 points, 10 rebounds and three blocked shots vs. Louisville (1/3/24)
- Scored 15 points along with career highs in free throws (8) and free throws attempted (9), and four blocked shots and three steals vs. Texas Southern (11/16/23)
- Netted 13 points, 11 rebounds, three blocks and two steals vs. NC A&T (11/14/23)
- Tallied 13 points, five rebounds, two steals and one blocked shot vs. West Virginia (11/22/23)
- Recorded 13 points, 12 rebounds and six blocked shots vs. NC State (1/24/24)
- Tallied 12 points, five rebounds, five blocks and three steals vs. No. 14 Texas A&M (11/29/23)
- Totaled 11 points, 11 rebounds, two blocks and two steals at No. 23 Memphis (12/19/23)
- Scored 10 points along with nine rebounds and two blocks vs. NC State (3/15/24)
- Tallied nine points and game highs in rebounds (10) and blocks (3) at Georgia Tech (1/20/24)

CAREER STATS/HIGHLIGHTS

SEASON TEAM	GP-GS	MIN/AVG	Field Goals		3-Point		F-Throws		Rebounds				Scoring						
			FG-FGA	FG%	3FG-3FGA	3FG%	FT-FTA	FT%	OFF	DEF	TOT	AVG	PF-FO	A	TO	BLK	STL	PTS	AVG
2022-23 UVa	31-0	401/12.9	33-62	.532	5-16	.313	11-22	.500	19	72	91	2.9	41-1	9	14	33	13	82	2.6
2023-24 UVa	34-34	935/27.5	114-208	.548	7-35	.200	41-77	.532	76	159	235	6.9	70-1	26	28	77	44	276	8.1
TOTAL	65-34	1336/20.6	147-270	.544	12-51	.235	52-99	.525	95	231	326	5.0	111-2	35	42	110	57	358	5.5

Single Game Highs

Statistic	Value
Points	19 at Louisville 01/27/24
Rebounds	13 at Boston College 02/28/24
Assists	3 at Florida St. 02/10/24
Steals	7 vs Florida 11/10/23
Blocks	7 vs Wake Forest 02/17/24
FG Made	8 at Louisville 01/27/24
FG Attempts	14 at Memphis 12/19/23
3FG Made	2 vs Texas A&M 11/29/23
3FG Attempts	4 vs Texas A&M 11/29/23
FT Made	8 vs Texas Southern 11/16/23
FT Attempts	9 vs Texas Southern 11/16/23

- Scored eight points along with a game-high 10 rebounds vs. Morgan State (12/27/23)
- Recorded eight points, 13 rebounds, one steal and one block at Boston College (2/28/24)
- Tallied six points, eight rebounds and school record-tying seven steals vs. Florida (11/10/23)
- Scored five points and pulled down 10 rebounds at Clemson (2/3/24)
- Blocked five shots vs. Wisconsin (11/20/23), Pitt (2/13/24) and No. 10 Duke (3/2/24)
- Registered six points, nine rebounds and career-high seven blocks vs. Wake Forest (2/17/24)

2023-24 DUNN GAME-BY-GAME

Opponent	Date	GS	MIN	Total		3-Pointers		Free throws		Rebounds				PF	A	TO	BLK	STL	PTS	AVG	
				FG-FGA	PCT	3FG-3FGA	PCT	FT-FTA	PCT	OFF	DEF	TOT	AVG								
Tarleton St.	11/06/2023	*	21:04	2-3	.667	1-2	.500	4-8	.500	2	5	7	7.0	2	1	0	2	1	9	9.0	
vs Florida	11/10/2023	*	32:47	3-7	.429	0-3	.000	0-0	.000	1	7	8	7.5	2	2	1	0	7	6	7.5	
N.C. A&T	11/14/2023	*	21:13	4-5	.800	0-0	.000	5-6	.833	4	7	11	8.7	1	1	0	3	2	13	9.3	
Texas Southern	11/16/2023	*	24:47	3-5	.600	1-3	.333	8-9	.889	2	3	5	7.8	2	2	0	4	3	15	10.8	
vs Wisconsin	11/20/2023	*	26:28	3-6	.500	0-2	.000	0-0	.000	0	6	6	7.4	3	0	1	5	2	6	9.8	
vs West Virginia	11/22/2023	*	28:58	5-11	.455	0-3	.000	3-6	.500	2	3	5	7.0	3	0	1	1	2	13	10.3	
Texas A&M	11/29/2023	*	36:07	4-8	.500	2-4	.500	2-2	1.000	0	5	5	6.7	0	0	1	5	3	12	10.6	
Syracuse	12/02/2023	*	21:56	2-4	.500	0-2	.000	0-0	.000	1	3	4	6.4	3	2	0	2	2	4	9.8	
N.C. Central	12/05/2023	*	20:33	3-3	1.000	0-0	.000	0-0	.000	1	5	6	6.3	2	2	0	1	1	6	9.3	
Northeastern	12/16/2023	*	28:45	2-5	.400	0-1	.000	1-2	.500	1	3	4	6.1	1	1	2	2	0	5	8.9	
at Memphis	12/19/2023	*	26:20	5-14	.357	0-1	.000	1-3	.333	8	3	11	6.5	2	0	1	2	2	11	9.1	
Morgan St.	12/27/2023	*	24:23	3-9	.333	0-0	.000	2-6	.333	5	5	10	6.8	2	0	1	1	2	8	9.0	
at Notre Dame	12/30/2023	*	24:09	6-9	.667	0-0	.000	1-2	.500	4	1	5	6.7	3	1	2	0	1	13	9.3	
Louisville	01/03/2024	*	31:02	7-8	.875	0-0	.000	1-3	.333	2	8	10	6.9	1	1	1	3	1	15	9.7	
at NC State	01/06/2024	*	32:11	7-9	.778	1-2	.500	1-3	.333	2	5	7	6.9	3	1	1	1	1	16	10.1	
at Wake Forest	01/13/2024	*	23:02	1-4	.250	0-0	.000	2-2	1.000	0	1	1	6.6	0	0	1	1	3	4	9.8	
Virginia Tech	01/17/2024	*	25:46	3-4	.750	0-0	.000	0-0	.000	1	6	7	6.6	2	0	1	1	1	6	9.5	
at Georgia Tech	01/20/2024	*	32:11	4-4	1.000	1-1	1.000	0-2	.000	5	5	10	6.8	2	2	1	3	0	9	9.5	
NC State	01/24/2024	*	35:30	6-10	.600	0-1	.000	1-2	.500	4	8	12	7.1	0	1	1	6	0	13	9.7	
at Louisville	01/27/2024	*	29:20	8-10	.800	0-0	.000	3-4	.750	2	9	11	7.3	1	1	1	2	0	19	10.2	
Notre Dame	01/31/2024	*	27:25	0-1	.000	0-0	.000	0-0	.000	2	3	5	7.1	1	0	1	2	1	0	9.7	
at Clemson	02/03/2024	*	27:21	2-5	.400	0-0	.000	1-2	.500	4	6	10	7.3	3	0	1	1	0	5	9.5	
Miami (FL)	02/05/2024	*	28:29	4-5	.800	0-0	.000	0-0	.000	2	6	8	7.3	0	0	0	2	2	8	9.4	
at Florida St.	02/10/2024	*	19:45	0-0	.000	0-0	.000	1-2	.500	1	2	3	7.1	5	3	0	0	0	1	9.0	
Pittsburgh	02/13/2024	*	35:09	4-6	.667	0-0	.000	0-2	.000	1	2	3	7.0	3	1	1	5	0	8	9.0	
Wake Forest	02/17/2024	*	32:03	3-8	.375	0-2	.000	0-3	.000	3	6	9	7.0	1	1	0	7	1	6	8.9	
at Virginia Tech	02/19/2024	*	21:54	1-2	.500	0-0	.000	0-0	.000	1	4	5	7.0	3	0	1	1	0	2	8.6	
North Carolina	02/24/2024	*	23:30	1-5	.200	0-1	.000	0-0	.000	0	4	4	6.9	3	0	0	3	0	2	8.4	
at Boston College	02/28/2024	*	28:14	3-9	.333	0-2	.000	2-4	.500	3	10	13	7.1	1	1	2	1	1	8	8.4	
at Duke	03/02/2024	*	30:49	4-9	.444	1-2	.500	0-0	.000	3	3	6	7.0	3	0	2	5	0	9	8.4	
Georgia Tech	03/09/2024	*	23:35	1-2	.500	0-0	.000	0-0	.000	1	2	3	6.9	3	1	0	1	2	2	8.2	
vs Boston College	03/14/2024	*	26:34	3-3	1.000	0-0	.000	1-2	.500	3	4	7	6.9	4	0	1	1	2	7	8.2	
vs NC State	03/15/2024	*	38:12	5-10	.500	0-2	.000	0-0	.000	4	5	9	7.0	2	1	1	2	0	10	8.2	
vs Colorado St.	03/19/2024	*	25:30	2-5	.400	0-1	.000	1-2	.500	1	4	5	6.9	3	0	1	1	1	5	8.1	
Totals			34	935:03	114-208	.548	7-35	.200	41-77	.532	76	159	235	6.9	70	26	28	77	44	276	8.1



22 JORDAN MINOR

Gr. • F • 6-8 • 242 • Kingston, Mass. • Merrimack

2023-24 SEASON

- All-ACC Academic Team
- CSC Academic All-District
- Played 32 games, including 18 starts
- Averaged 4.3 points and 3.1 rebounds
- Shot 47.4 percent from the field and 55.1 percent from the free throw line

- Reached double figures in scoring in four contests
- Scored season-high 16 points along with five rebounds in 26 minutes vs. Virginia Tech (1/17/24)
- Recorded 12 points and 10 rebounds vs. North Carolina (2/24/24)
- Reached double figures with 11 points at Georgia Tech (1/20/24)
- Tallied 10 points and nine rebounds in 30 minutes vs. NC State (1/24/24)
- Scored nine points along with nine rebounds and two blocked shots at Clemson (2/3/24)
- Registered nine points and five rebounds in 22 minutes in first start at Wake Forest (1/13/24)
- Tallied seven points and two rebounds vs. Colorado State (3/19/24)
- Collected six points and five rebounds vs. Notre Dame (1/31/24)
- Tallied six points and three rebounds at NC State (1/6/24)
- Scored six points along with two rebounds vs. North Carolina A&T (11/14/23)
- Scored six points along with two rebounds vs. Morgan State (12/27/23)
- Scored four points and pulled down nine rebounds vs. NC State (3/15/24) • Totaled four points and five rebounds at Boston College (2/28/24)
- Collected three points, four rebounds and three steals vs. Boston College (3/14/24)

CAREER STATS/HIGHLIGHTS

		Field Goals				3-Point		F-Throws		Rebounds				Scoring						
SEASON	TEAM	GP-GS	MIN/AVG	FG-FGA	FG%	3FG-3FGA	3FG%	FT-FTA	FT%	OFF	DEF	TOT	AVG	PF-FO	A	TO	BLK	STL	PTS	AVG
2019-20	Merr	31-0	505/16.3	70-137	.511	2-5	.400	50-90	.556	79	58	137	4.4	76-0	24	40	32	7	192	6.2
2020-21	Merr	18-18	527/29.3	83-173	.480	1-7	.143	49-84	.583	54	91	145	8.1	69-7	32	56	25	15	216	12.0
2021-22	Merr	30-30	910/30.3	182-346	.526	1-11	.091	88-143	.615	95	152	247	8.2	101-5	36	61	73	44	453	15.1
2022-23	Merr	28-28	935/33.4	186-361	.515	1-9	.111	115-196	.587	91	171	262	9.4	84-4	65	78	72	39	488	17.4
2023-24	UVa	32-18	471/14.7	55-116	.474	0-0	.000	27-49	.551	48	52	100	3.1	56-1	9	18	10	14	137	4.3
TOTAL FOR UVA		32-18	471/14.7	55-116	.474	0-0	.000	27-49	.551	48	52	100	3.1	56-1	9	18	10	14	137	4.3
TOTAL		139-94	3348/24.1	576-1133	.508	5-32	.156	329-562	.585	367	524	891	6.4	386-17	166	253	212	119	1486	10.7

Single Game Highs

Statistic	Value	
Points	28	vs Central Conn. St. 02/10/22
Rebounds	20	at Sacred Heart 02/18/23
Assists	7	vs LIU 02/02/23
Steals	6	vs Brown 12/07/21
Blocks	8	at Central Conn. St. 01/08/22, at Bucknell 12/18/22
FG Made	12	vs Central Conn. St. 02/10/22, at Sacred Heart 02/15/22
FG Attempts	19	at Gonzaga 12/09/21, vs Stonehill 02/09/23, at LIU 02/25/23
3FG Made	2	vs Jacksonville 11/17/19
3FG Attempts	3	vs Jacksonville 11/17/19, at Gonzaga 12/09/21
FT Made	11	at Wagner 12/31/22
FT Attempts	13	4 times

2023-24 MINOR GAME-BY-GAME

Opponent	Date	GS	MIN	Total		3-Pointers		Free throws		Rebounds				PF	A	TO	BLK	STL	PTS	AVG
				FG-FGA	PCT	3FG-3FGA	PCT	FT-FTA	PCT	OFF	DEF	TOT	AVG							
Tarleton St.	11/06/2023		11:42	0-1	.000	0-0	.000	0-0	.000	2	1	3	3.0	1	0	1	1	0	0	0.0
N.C. A&T	11/14/2023		12:14	2-3	.667	0-0	.000	2-2	1.000	1	1	2	2.5	2	0	1	0	0	6	3.0
Texas Southern	11/16/2023		07:04	1-3	.333	0-0	.000	0-0	.000	3	0	3	2.7	1	1	0	0	0	2	2.7
vs Wisconsin	11/20/2023		04:55	0-0	.000	0-0	.000	0-0	.000	0	0	0	2.0	1	0	0	0	0	0	2.0
vs West Virginia	11/22/2023		01:40	1-1	1.000	0-0	.000	0-0	.000	0	0	0	1.6	2	0	0	0	0	2	2.0
Texas A&M	11/29/2023		02:35	0-0	.000	0-0	.000	0-0	.000	0	2	2	1.7	1	0	0	0	0	0	1.7
Syracuse	12/02/2023		07:19	0-2	.000	0-0	.000	0-0	.000	1	0	1	1.6	3	0	0	0	0	0	1.4
N.C. Central	12/05/2023		11:41	0-4	.000	0-0	.000	0-0	.000	0	3	3	1.8	2	2	2	0	0	0	1.3
at Memphis	12/19/2023		03:18	1-1	1.000	0-0	.000	0-1	.000	1	1	2	1.8	0	0	0	0	0	2	1.3
Morgan St.	12/27/2023		11:49	3-5	.600	0-0	.000	0-0	.000	2	0	2	1.8	0	1	1	0	1	6	1.8
at Notre Dame	12/30/2023		08:37	1-2	.500	0-0	.000	0-0	.000	2	0	2	1.8	0	0	1	0	0	2	1.8
Louisville	01/03/2024		02:00	0-0	.000	0-0	.000	0-0	.000	0	0	0	1.7	0	0	0	0	0	0	1.7
at NC State	01/06/2024		07:31	2-2	1.000	0-0	.000	2-2	1.000	1	2	3	1.8	0	0	0	0	0	6	2.0
at Wake Forest	01/13/2024	*	22:18	3-8	.375	0-0	.000	3-5	.600	1	4	5	2.0	2	0	1	1	1	9	2.5
Virginia Tech	01/17/2024	*	26:29	5-8	.625	0-0	.000	6-8	.750	2	3	5	2.2	3	2	1	0	2	16	3.4
at Georgia Tech	01/20/2024	*	24:07	4-5	.800	0-0	.000	3-6	.500	1	1	2	2.2	4	0	1	0	1	11	3.9
NC State	01/24/2024	*	30:22	5-9	.556	0-0	.000	0-2	.000	6	3	9	2.6	2	0	1	1	1	10	4.2
at Louisville	01/27/2024	*	09:44	2-4	.500	0-0	.000	0-0	.000	0	4	4	2.7	4	0	1	0	0	4	4.2
Notre Dame	01/31/2024	*	28:28	2-4	.500	0-0	.000	1-2	.500	3	3	6	2.8	2	0	0	1	2	5	4.3
at Clemson	02/03/2024	*	29:30	4-7	.571	0-0	.000	1-2	.500	4	5	9	3.2	5	0	1	2	0	9	4.5
Miami (FL)	02/05/2024	*	16:24	1-4	.250	0-0	.000	0-0	.000	0	1	1	3.0	2	0	0	0	0	2	4.4
at Florida St.	02/10/2024	*	11:31	1-2	.500	0-0	.000	0-0	.000	1	0	1	3.0	3	0	0	0	0	2	4.3
Pittsburgh	02/13/2024	*	07:40	2-4	.500	0-0	.000	0-0	.000	0	0	0	2.8	1	0	0	0	0	4	4.3
Wake Forest	02/17/2024	*	19:24	0-1	.000	0-0	.000	0-2	.000	0	4	4	2.9	0	0	0	1	1	0	4.1
at Virginia Tech	02/19/2024	*	13:47	1-4	.250	0-0	.000	3-5	.600	1	0	1	2.8	2	0	1	0	0	5	4.1
North Carolina	02/24/2024	*	24:52	5-9	.556	0-0	.000	2-3	.667	6	4	10	3.1	4	0	0	1	0	12	4.4
at Boston College	02/28/2024	*	21:07	1-6	.167	0-0	.000	2-2	1.000	2	3	5	3.1	1	1	0	0	0	4	4.4
at Duke	03/02/2024	*	12:42	0-1	.000	0-0	.000	0-0	.000	0	0	0	3.0	2	1	1	0	0	0	4.3
Georgia Tech	03/09/2024	*	09:53	2-3	.667	0-0	.000	0-0	.000	0	0	0	2.9	1	0	2	1	0	4	4.2
vs Boston College	03/14/2024		18:31	1-3	.333	0-0	.000	1-5	.200	2	2	4	3.0	1	0	0	1	3	3	4.2
vs NC State	03/15/2024	*	32:29	2-6	.333	0-0	.000	0-0	.000	5	4	9	3.2	4	1	2	0	1	4	4.2
vs Colorado St.	03/19/2024	*	19:42	3-4	.750	0-0	.000	1-2	.500	1	1	2	3.1	0	0	0	0	1	7	4.3
Totals		18	471:25	55-116	.474	0-0	.000	27-49	.551	48	52	100	3.1	56	9	18	10	14	137	4.3



35 LEON BOND III

R-Fr. • G/F • 6-5 • 203 • Wauwatosa, Wis. • Wauwatosa East

2023-24 SEASON

- Played 24 games
- Averaged 4.3 points and 2.8 rebounds
- Shot 45.8 percent from the field, 50 percent from 3-point range and 64.3 percent from the free throw line
- Reached double figures in scoring in four games
- Scored 16 points on 8 of 10 field goals vs. North

Carolina A&T (11/14/23)

- Collected 14 points and a game-high nine rebounds and two blocked shots vs. NCCU (12/5/23)
- Recorded 12 points, nine rebounds and two steals in collegiate debut vs. Tarleton State (11/6/23)
- Recorded 10 points and seven rebounds vs. Morgan State (12/27/23)
- Tallied eight points and three rebounds vs. Texas Southern (11/16/23)
- Registered eight points and team-high seven rebounds vs. West Virginia (11/22/23)
- Had six points and team-high six rebounds vs. Syracuse (12/2/23)
- Scored six points vs. Northeastern (12/16/23)
- Tallied four points, three rebounds and two steals at Louisville (1/27/24)

CAREER HIGHLIGHTS

SEASON TEAM	GP-GS	MIN/AVG	Field Goals		3-Point		F-Throws		Rebounds				Scoring						
			FG-FGA	FG%	3FG-3FGA	3FG%	FT-FTA	FT%	OFF	DEF	TOT	AVG	PF	FO	A	TO	BLK	STL	PTS
2023-24 UVa	24-0	296/12.3	44-96	.458	1-2	.500	9-14	.643	28	40	68	2.8	20-0	15	9	5	13	98	4.1
TOTAL	24-0	296/12.3	44-96	.458	1-2	.500	9-14	.643	28	40	68	2.8	20-0	15	9	5	13	98	4.1

Single Game Highs

Statistic	Value	
Points	16	vs N.C. A&T 11/14/23
Rebounds	9	vs Tarleton St. 11/06/23, vs N.C. Central 12/05/23
Assists	3	vs N.C. Central 12/05/23
Steals	3	vs Texas Southern 11/16/23
Blocks	2	vs N.C. Central 12/05/23
FG Made	8	vs N.C. A&T 11/14/23
FG Attempts	10	vs N.C. A&T 11/14/23
3FG Made	1	vs N.C. Central 12/05/23
3FG Attempts	1	vs N.C. Central 12/05/23, vs West Virginia 11/22/23
FT Made	4	vs Tarleton St. 11/06/23
FT Attempts	6	vs Tarleton St. 11/06/23

2023-24 BOND III GAME-BY-GAME

Opponent	Date	GS	MIN	Total		3-Pointers		Free throws		Rebounds				PF	A	TO	BLK	STL	PTS	AVG
				FG-FGA	PCT	3FG-3FGA	PCT	FT-FTA	PCT	OFF	DEF	TOT	AVG							
Tarleton St.	11/06/2023		16:42	4-5	.800	0-0	.000	4-6	.667	5	4	9	9.0	0	0	0	0	2	12	12.0
vs Florida	11/10/2023		04:02	1-3	.333	0-0	.000	0-0	.000	1	0	1	5.0	1	0	0	0	0	2	7.0
N.C. A&T	11/14/2023		18:47	8-10	.800	0-0	.000	0-0	.000	2	1	3	4.3	0	0	1	1	0	16	10.0
Texas Southern	11/16/2023		20:09	4-7	.571	0-0	.000	0-0	.000	1	2	3	4.0	2	1	0	0	3	8	9.5
vs Wisconsin	11/20/2023		13:21	0-1	.000	0-0	.000	0-0	.000	0	0	0	3.2	0	0	0	1	0	0	7.6
vs West Virginia	11/22/2023		21:05	4-8	.500	0-1	.000	0-0	.000	4	3	7	3.8	1	2	1	0	0	8	7.7
Texas A&M	11/29/2023		07:41	0-2	.000	0-0	.000	0-0	.000	0	0	0	3.3	0	0	0	0	1	0	6.6
Syracuse	12/02/2023		18:04	2-7	.286	0-0	.000	2-2	1.000	2	4	6	3.6	2	2	2	0	0	6	6.5
N.C. Central	12/05/2023		21:18	6-8	.750	1-1	1.000	1-2	.500	1	8	9	4.2	3	3	0	2	0	14	7.3
Northeastern	12/16/2023		13:38	3-4	.750	0-0	.000	0-0	.000	0	1	1	3.9	1	0	0	0	0	6	7.2
at Memphis	12/19/2023		21:41	3-5	.600	0-0	.000	0-0	.000	1	0	1	3.6	0	0	1	0	0	6	7.1
Morgan St.	12/27/2023		18:42	4-9	.444	0-0	.000	2-2	1.000	2	5	7	3.9	1	2	0	1	1	10	7.3
at Notre Dame	12/30/2023		19:17	0-3	.000	0-0	.000	0-0	.000	1	2	3	3.8	0	2	0	0	2	0	6.8
Louisville	01/03/2024		07:56	0-1	.000	0-0	.000	0-0	.000	3	1	4	3.9	0	2	0	0	1	0	6.3
at NC State	01/06/2024		03:38	0-3	.000	0-0	.000	0-0	.000	0	0	0	3.6	1	0	0	0	0	0	5.9
at Wake Forest	01/13/2024		20:52	2-7	.286	0-0	.000	0-2	.000	2	2	4	3.6	2	0	1	0	1	4	5.8
Virginia Tech	01/17/2024		04:54	0-1	.000	0-0	.000	0-0	.000	0	1	1	3.5	0	0	0	0	0	0	5.4
at Georgia Tech	01/20/2024		09:27	0-1	.000	0-0	.000	0-0	.000	0	0	0	3.3	2	1	0	0	0	0	5.1
NC State	01/24/2024		03:19	0-1	.000	0-0	.000	0-0	.000	0	2	2	3.2	0	0	2	0	0	0	4.8
at Louisville	01/27/2024		13:20	2-4	.500	0-0	.000	0-0	.000	2	1	3	3.2	1	0	0	0	2	4	4.8
Miami (FL)	02/05/2024		03:40	0-1	.000	0-0	.000	0-0	.000	0	2	2	3.1	1	0	0	0	0	0	4.6
at Virginia Tech	02/19/2024		09:46	1-4	.250	0-0	.000	0-0	.000	1	1	2	3.1	2	0	1	0	0	2	4.5
at Duke	03/02/2024		02:29	0-0	.000	0-0	.000	0-0	.000	0	0	0	3.0	0	0	0	0	0	0	4.3
vs Colorado St.	03/19/2024		02:31	0-1	.000	0-0	.000	0-0	.000	0	0	0	2.8	0	0	0	0	0	0	4.1
Totals		0	296:19	44-96	.458	1-2	.500	9-14	.643	28	40	68	2.8	20	15	9	5	13	98	4.1



2023-24 Virginia Men's Basketball Combined Team Statistics All games

Game Records

Record	Overall	Home	Away	Neutral
ALL GAMES	23-11	15-2	5-6	3-3
CONFERENCE	13-7	8-2	5-5	0-0
NON-CONFERENCE	10-4	7-0	0-1	3-3

Score by Periods

Team	1st	2nd	OT	TOT
Virginia	1015	1097	28	2140
Opponents	882	1127	24	2033

Team Box Score

No.	Player				Total		3-Point		F-Throw		Rebounds											
		GP-GS	MIN	AVG	FG-FGA	FG%	3FG-3FGA	3FG%	FT-FTA	FT%	OFF	DEF	TOT	AVG	PF	DQ	A	TO	BLK	STL	PTS	AVG
2	BEEKMAN, Reece	34-34	1113:31	32.8	180-406	.443	31-100	.310	95-126	.754	12	112	124	3.6	43	0	212	70	17	68	486	14.3
11	MCKNEELY, Isaac	33-33	1068:00	32.4	137-335	.409	81-182	.445	50-59	.847	5	94	99	3.0	48	0	54	32	5	19	405	12.3
13	DUNN, Ryan	34-34	935:03	27.5	114-208	.548	7-35	.200	41-77	.532	76	159	235	6.9	70	1	26	28	77	44	276	8.1
34	GROVES, Jacob	34-15	690:27	20.3	91-202	.450	50-109	.459	18-29	.621	27	69	96	2.8	68	0	21	12	7	17	250	7.4
22	MINOR, Jordan	32-18	471:25	14.7	55-116	.474	0-0	.000	27-49	.551	48	52	100	3.1	56	1	9	18	10	14	137	4.3
4	ROHDE, Andrew	33-27	829:58	25.2	53-181	.293	28-109	.257	7-16	.438	1	59	60	1.8	26	0	90	36	2	16	141	4.3
35	BOND III, Leon	24-0	296:19	12.3	44-96	.458	1-2	.500	9-14	.643	28	40	68	2.8	20	0	15	9	5	13	98	4.1
0	BUCHANAN, Blake	34-6	510:49	15.0	46-111	.414	0-0	.000	23-46	.500	43	64	107	3.1	62	3	12	15	30	14	115	3.4
12	GERTRUDE, Elijah	16-0	150:23	9.4	21-58	.362	1-15	.067	11-18	.611	2	17	19	1.2	17	0	6	10	7	11	54	3.4
10	MURRAY, Taine	33-2	447:58	13.6	40-83	.482	18-40	.450	11-18	.611	4	36	40	1.2	22	0	29	8	4	6	109	3.3
1	HARRIS, Dante	24-1	329:12	13.7	23-82	.280	2-20	.100	11-22	.500	5	44	49	2.0	27	0	33	17	5	17	59	2.5
24	HOW, Tristan	9-0	17:22	1.9	3-6	.500	0-1	.000	0-1	.000	1	1	2	0.2	1	0	1	0	0	0	6	0.7
42	WALKER, Bryce	7-0	14:34	2.1	1-3	.333	1-2	.500	1-2	.500	0	1	1	0.1	0	0	1	0	0	0	4	0.6
Team											46	61	107					19				
Total		34	6875		808-1887	.428	220-615	.358	304-477	.637	298	809	1107	32.6	460	5	509	274	169	239	2140	62.9
Opponents		34	6875		732-1805	.406	218-715	.305	349-466	.749	316	865	1181	34.7	444	8	381	408	108	170	2033	59.8

Team Statistics

	UVA	OPP
Scoring	2140	2033
Points per game	62.9	59.8
Scoring margin	+3.1	-
Field goals-att	808-1887	732-1805
Field goal pct	.428	.406
3 point fg-att	220-615	218-715
3-point FG pct	.358	.305
3-pt FG made per game	6.5	6.4
Free throws-att	304-477	349-466
Free throw pct	.637	.749
F-Throws made per game	8.9	10.3
Rebounds	1107	1181
Rebounds per game	32.6	34.7
Rebounding margin	-2.2	-
Assists	509	381
Assists per game	15.0	11.2
Turnovers	274	408
Turnovers per game	8.1	12.0
Turnover margin	+3.9	-
Assist/turnover ratio	1.9	0.9
Steals	239	170
Steals per game	7.0	5.0
Blocks	169	108
Blocks per game	5.0	3.2
Winning streak	0	-
Home win streak	1	-
Attendance	237872	104390
Home games-Avg/Game	17-13992	11-9490
Neutral site-Avg/Game	-	6-10397

Team Results

Date	Opponent		Score	Att.
11/06/2023	Tarleton St.	W	80-50	14080
11/10/2023	vs Florida	W	73-70	6783
11/14/2023	N.C. A&T	W	80-51	12905
11/16/2023	Texas Southern	W	62-33	13099
11/20/2023	vs Wisconsin	L	41-65	3500
11/22/2023	vs West Virginia	W	56-54	3500
11/29/2023	Texas A&M	W	59-47	14061
12/02/2023	Syracuse	W	84-62	14637
12/05/2023	N.C. Central	W	77-47	13459
12/16/2023	Northeastern	W	56-54	13676
12/19/2023	at Memphis	L	54-77	13554
12/27/2023	Morgan St.	W	79-44	14637
12/30/2023	at Notre Dame	L	54-76	7784
01/03/2024	Louisville	W	77-53	13703
01/06/2024	at NC State	L	60-76	14821
01/13/2024	at Wake Forest	L	47-66	9855
01/17/2024	Virginia Tech	W	65-57	14547
01/20/2024	at Georgia Tech	W	75-66	6380
01/24/2024	NC State	Wot	59-53	13947
01/27/2024	at Louisville	W	69-52	11381
01/31/2024	Notre Dame	W	65-53	13947
02/03/2024	at Clemson	W	66-65	9000
02/05/2024	Miami (FL)	W	60-38	14165
02/10/2024	at Florida St.	W	80-76	8525
02/13/2024	Pittsburgh	L	63-74	13858
02/17/2024	Wake Forest	W	49-47	14637
02/19/2024	at Virginia Tech	L	41-75	8925
02/24/2024	North Carolina	L	44-54	14637
02/28/2024	at Boston College	W	72-68	4851
03/02/2024	at Duke	L	48-73	9314
03/09/2024	Georgia Tech	W	72-57	13877
03/14/2024	vs Boston College	Wot	66-60	17627
03/15/2024	vs NC State	Lot	65-73	18722
03/19/2024	vs Colorado St.	L	42-67	12247



2023-24 Virginia Men's Basketball Combined Team Statistics In Conference games

Game Records

Record	Overall	Home	Away	Neutral
ALL GAMES	13-7	8-2	5-5	0-0
CONFERENCE	13-7	8-2	5-5	0-0
NON-CONFERENCE	0-0	0-0	0-0	0-0

Score by Periods

Team	1st	2nd	OT	TOT
Virginia	575	663	12	1250
Opponents	526	709	6	1241

Team Box Score

No.	Player				Total		3-Point		F-Throw		Rebounds											
		GP-GS	MIN	AVG	FG-FGA	FG%	3FG-3FGA	3FG%	FT-FTA	FT%	OFF	DEF	TOT	AVG	PF	DQ	A	TO	BLK	STL	PTS	AVG
2	BEEKMAN, Reece	20-20	663:41	33.2	110-242	.455	20-57	.351	61-81	.753	8	62	70	3.5	28	0	126	46	8	38	301	15.1
11	MCKNEELY, Isaac	20-20	662:41	33.1	93-212	.439	50-109	.459	34-38	.895	4	59	63	3.2	32	0	31	19	2	12	270	13.5
13	DUNN, Ryan	20-20	553:22	27.7	67-114	.588	3-13	.231	13-31	.419	42	94	136	6.8	41	1	16	17	4	16	150	7.5
34	GROVES, Jacob	20-7	405:36	20.3	50-111	.450	30-61	.492	7-11	.636	15	43	58	2.9	37	0	10	7	5	7	137	6.9
22	MINOR, Jordan	20-16	333:45	16.7	41-85	.482	0-0	.000	23-39	.590	31	37	68	3.4	41	1	4	11	8	8	105	5.3
4	ROHDE, Andrew	19-16	455:18	24.0	26-95	.274	15-58	.259	4-7	.571	0	24	24	1.3	15	0	47	20	1	8	71	3.7
10	MURRAY, Taine	20-0	245:56	12.3	26-48	.542	12-22	.545	7-12	.583	4	21	25	1.3	10	0	19	3	3	5	71	3.6
0	BUCHANAN, Blake	20-1	303:36	15.2	31-74	.419	0-0	.000	5-13	.385	22	40	62	3.1	37	2	4	5	16	6	67	3.4
12	GERTRUDE, Elijah	10-0	84:28	8.4	9-34	.265	0-8	.000	8-12	.667	1	9	10	1.0	7	0	4	7	3	7	26	2.6
1	HARRIS, Dante	15-0	190:53	12.7	15-56	.268	0-14	.000	2-6	.333	3	29	32	2.1	15	0	25	8	3	10	32	2.1
35	BOND III, Leon	12-0	116:42	9.7	7-33	.212	0-0	.000	2-4	.500	11	16	27	2.3	11	0	7	6	0	6	16	1.3
24	HOW, Tristan	4-0	05:09	1.3	2-2	1.000	0-0	.000	0-1	.000	1	1	2	0.5	0	0	0	0	0	0	4	1.0
42	WALKER, Bryce	3-0	03:54	1.3	0-0	.000	0-0	.000	0-0	.000	0	0	0	0.0	0	0	1	0	0	0	0	0.0
Team											25	37	62							12		
Total		20	4025		477-1106	.431	130-342	.380	166-255	.651	167	472	639	32.0	274	4	294	161	96	123	1250	62.5
Opponents		20	4025		442-1051	.421	138-433	.319	219-285	.768	163	506	669	33.5	239	4	228	219	70	95	1241	62.1

Team Statistics

	UVA	OPP
Scoring	1250	1241
Points per game	62.5	62.1
Scoring margin	+0.5	-
Field goals-att	477-1106	442-1051
Field goal pct	.431	.421
3 point fg-att	130-342	138-433
3-point FG pct	.380	.319
3-pt FG made per game	6.5	6.9
Free throws-att	166-255	219-285
Free throw pct	.651	.768
F-Throws made per game	8.3	11.0
Rebounds	639	669
Rebounds per game	32.0	33.5
Rebounding margin	-1.5	-
Assists	294	228
Assists per game	14.7	11.4
Turnovers	161	219
Turnovers per game	8.1	11.0
Turnover margin	+2.9	-
Assist/turnover ratio	1.8	1.0
Steals	123	95
Steals per game	6.2	4.8
Blocks	96	70
Blocks per game	4.8	3.5
Winning streak	1	-
Home win streak	1	-
Attendance	141955	90836
Home games-Avg/Game	10-14196	10-9084
Neutral site-Avg/Game	-	0-0

Team Results

Date	Opponent		Score	Att.
12/02/2023	Syracuse	W	84-62	14637
12/30/2023	at Notre Dame	L	54-76	7784
01/03/2024	Louisville	W	77-53	13703
01/06/2024	at NC State	L	60-76	14821
01/13/2024	at Wake Forest	L	47-66	9855
01/17/2024	Virginia Tech	W	65-57	14547
01/20/2024	at Georgia Tech	W	75-66	6380
01/24/2024	NC State	Wot	59-53	13947
01/27/2024	at Louisville	W	69-52	11381
01/31/2024	Notre Dame	W	65-53	13947
02/03/2024	at Clemson	W	66-65	9000
02/05/2024	Miami (FL)	W	60-38	14165
02/10/2024	at Florida St.	W	80-76	8525
02/13/2024	Pittsburgh	L	63-74	13858
02/17/2024	Wake Forest	W	49-47	14637
02/19/2024	at Virginia Tech	L	41-75	8925
02/24/2024	North Carolina	L	44-54	14637
02/28/2024	at Boston College	W	72-68	4851
03/02/2024	at Duke	L	48-73	9314
03/09/2024	Georgia Tech	W	72-57	13877



2023-24 Virginia Men's Basketball Team Game-by-Game All games

Opponent	Date	Score		Total		3-Pointers		Free throws		Rebounds										
				FG-FGA	PCT	3FG-3FGA	PCT	FT-FTA	PCT	OFF	DEF	TOT	AVG	PF	A	TO	BLK	STL	PTS	AVG
Tarleton St.	11/06/2023	80-50	W	23-47	.489	10-22	.455	24-39	.615	10	30	40	40.0	19	15	8	5	9	80	80.0
vs Florida	11/10/2023	73-70	W	26-58	.448	7-18	.389	14-24	.583	9	21	30	35.0	14	15	6	2	15	73	76.5
N.C. A&T	11/14/2023	80-51	W	31-57	.544	6-13	.462	12-16	.750	11	31	42	37.3	11	22	8	10	7	80	77.7
Texas Southern	11/16/2023	62-33	W	21-48	.438	5-16	.313	15-21	.714	10	24	34	36.5	15	13	11	10	13	62	73.8
vs Wisconsin	11/20/2023	41-65	L	15-46	.326	4-14	.286	7-7	1.000	3	18	21	33.4	10	10	8	8	5	41	67.2
vs West Virginia	11/22/2023	56-54	W	21-52	.404	4-18	.222	10-16	.625	6	22	28	32.5	15	10	9	3	8	56	65.3
Texas A&M	11/29/2023	59-47	W	22-53	.415	9-25	.360	6-6	1.000	7	23	30	32.1	11	14	10	8	8	59	64.4
Syracuse	12/02/2023	84-62	W	30-55	.545	12-21	.571	12-15	.800	8	25	33	32.3	13	21	10	4	8	84	66.9
N.C. Central	12/05/2023	77-47	W	32-59	.542	9-21	.429	4-8	.500	6	34	40	33.1	17	24	5	6	7	77	68.0
Northeastern	12/16/2023	56-54	W	22-53	.415	2-14	.143	10-18	.556	6	22	28	32.6	10	13	5	4	8	56	66.8
at Memphis	12/19/2023	54-77	L	22-56	.393	4-19	.211	6-10	.600	11	21	32	32.5	16	14	18	2	8	54	65.6
Morgan St.	12/27/2023	79-44	W	32-68	.471	10-23	.435	5-11	.455	17	22	39	33.1	9	22	5	7	13	79	66.8
at Notre Dame	12/30/2023	54-76	L	21-55	.382	2-11	.182	10-18	.556	10	17	27	32.6	14	10	11	1	8	54	65.8
Louisville	01/03/2024	77-53	W	30-58	.517	10-26	.385	7-10	.700	9	25	34	32.7	15	20	3	4	6	77	66.6
at NC State	01/06/2024	60-76	L	23-53	.434	5-15	.333	9-13	.692	5	26	31	32.6	11	14	8	2	6	60	66.1
at Wake Forest	01/13/2024	47-66	L	16-57	.281	4-12	.333	11-15	.733	7	20	27	32.3	15	9	7	3	7	47	64.9
Virginia Tech	01/17/2024	65-57	W	25-54	.463	4-14	.286	11-16	.688	5	28	33	32.3	11	18	7	2	10	65	64.9
at Georgia Tech	01/20/2024	75-66	W	29-58	.500	11-23	.478	6-11	.545	9	20	29	32.1	14	19	9	3	4	75	65.5
NC State	01/24/2024	59-53	Wot	24-65	.369	4-17	.235	7-13	.538	20	34	54	33.3	8	13	15	9	4	59	65.2
at Louisville	01/27/2024	69-52	W	27-54	.500	8-17	.471	7-10	.700	5	23	28	33.0	22	18	11	5	14	69	65.4
Notre Dame	01/31/2024	65-53	W	24-53	.453	13-25	.520	4-6	.667	10	15	25	32.6	9	21	10	6	8	65	65.3
at Clemson	02/03/2024	66-65	W	26-59	.441	5-15	.333	9-13	.692	15	23	38	32.9	17	9	6	4	3	66	65.4
Miami (FL)	02/05/2024	60-38	W	26-54	.481	5-11	.455	3-6	.500	4	30	34	32.9	13	20	3	8	7	60	65.1
at Florida St.	02/10/2024	80-76	W	26-52	.500	10-18	.556	18-24	.750	9	18	27	32.7	23	18	8	1	5	80	65.8
Pittsburgh	02/13/2024	63-74	L	25-50	.500	4-14	.286	9-13	.692	3	22	25	32.4	14	19	5	6	4	63	65.6
Wake Forest	02/17/2024	49-47	W	22-54	.407	4-13	.308	1-11	.091	10	26	36	32.5	11	11	8	13	5	49	65.0
at Virginia Tech	02/19/2024	41-75	L	17-52	.327	2-12	.167	5-7	.714	7	21	28	32.3	16	7	12	3	4	41	64.1
North Carolina	02/24/2024	44-54	L	16-58	.276	2-14	.143	10-15	.667	11	28	39	32.6	17	5	6	7	5	44	63.4
at Boston College	02/28/2024	72-68	W	24-54	.444	8-21	.381	16-22	.727	7	30	37	32.7	13	12	5	4	3	72	63.7
at Duke	03/02/2024	48-73	L	17-55	.309	5-17	.294	9-13	.692	10	19	29	32.6	9	12	12	7	3	48	63.2
Georgia Tech	03/09/2024	72-57	W	29-56	.518	12-26	.462	2-4	.500	3	22	25	32.4	9	18	5	4	9	72	63.5
vs Boston College	03/14/2024	66-60	Wot	25-62	.403	8-25	.320	8-18	.444	15	30	45	32.8	11	18	7	4	6	66	63.5
vs NC State	03/15/2024	65-73	Lot	25-66	.379	9-28	.321	6-11	.545	13	22	35	32.8	13	19	9	3	5	65	63.6
vs Colorado St.	03/19/2024	42-67	L	14-56	.250	3-17	.176	11-17	.647	7	17	24	32.6	15	6	4	1	4	42	62.9
Total		2140		808-1887	.428	220-615	.358	304-477	.637	298	809	1107	32.6	460	509	274	169	239	2140	62.9
Opponents		2033		732-1805	.406	218-715	.305	349-466	.749	316	865	1181	34.7	444	381	408	108	170	2033	59.8

Virginia Averages

Games Played	Points/game	FG Pct	3FG Pct	FT Pct	Rebounds/game	Assists/game	Turnovers/game	Assist/Turnover ratio	Steals/game	Blocks/game
34	62.9	42.8	35.8	63.7	32.6	15.0	8.1	1.9	7.0	5.0



2023-24 Virginia Men's Basketball Opponents Game-by-Game All games

Opponent	Date	Score		Total		3-Pointers		Free throws		Rebounds				PF	A	TO	BLK	STL	PTS	AVG
				FG-FGA	PCT	3FG-3FGA	PCT	FT-FTA	PCT	OFF	DEF	TOT	AVG							
Tarleton St.	11/06/2023	80-50	W	16-48	.333	3-13	.231	15-21	.714	7	20	27	27.0	28	8	16	3	6	50	50.0
vs Florida	11/10/2023	73-70	W	26-65	.400	7-25	.280	11-15	.733	21	26	47	37.0	19	16	16	4	4	70	60.0
N.C. A&T	11/14/2023	80-51	W	17-53	.321	8-31	.258	9-12	.750	6	18	24	32.7	13	11	11	2	4	51	57.0
Texas Southern	11/16/2023	62-33	W	12-46	.261	3-16	.188	6-11	.545	13	21	34	33.0	17	5	20	3	8	33	51.0
vs Wisconsin	11/20/2023	41-65	L	25-62	.403	8-18	.444	7-8	.875	20	28	48	36.0	7	15	9	1	4	65	53.8
vs West Virginia	11/22/2023	56-54	W	19-51	.373	7-21	.333	9-13	.692	12	29	41	36.8	13	12	16	2	3	54	53.8
Texas A&M	11/29/2023	59-47	W	17-56	.304	4-23	.174	9-12	.750	18	24	42	37.6	12	7	16	1	7	47	52.9
Syracuse	12/02/2023	84-62	W	22-54	.407	5-20	.250	13-19	.684	10	17	27	36.3	14	10	14	2	6	62	54.0
N.C. Central	12/05/2023	77-47	W	15-51	.294	3-17	.176	14-21	.667	7	23	30	35.6	11	8	9	3	5	47	53.2
Northeastern	12/16/2023	56-54	W	24-51	.471	6-23	.261	0-3	.000	7	28	35	35.5	17	18	17	2	3	54	53.3
at Memphis	12/19/2023	54-77	L	26-56	.464	9-23	.391	14-17	.824	6	26	32	35.2	14	12	12	2	15	77	55.5
Morgan St.	12/27/2023	79-44	W	15-44	.341	5-12	.417	9-15	.600	10	23	33	35.0	10	5	19	2	4	44	54.5
at Notre Dame	12/30/2023	54-76	L	26-51	.510	11-23	.478	13-17	.765	10	30	40	35.4	14	14	14	1	8	76	56.2
Louisville	01/03/2024	77-53	W	19-47	.404	6-25	.240	9-13	.692	5	22	27	34.8	11	10	8	2	2	53	55.9
at NC State	01/06/2024	60-76	L	28-57	.491	10-28	.357	10-12	.833	5	27	32	34.6	9	14	6	2	6	76	57.3
at Wake Forest	01/13/2024	47-66	L	25-50	.500	10-21	.476	6-7	.857	5	35	40	34.9	15	13	17	8	4	66	57.8
Virginia Tech	01/17/2024	65-57	W	21-54	.389	11-30	.367	4-4	1.000	4	28	32	34.8	14	14	15	1	3	57	57.8
at Georgia Tech	01/20/2024	75-66	W	23-51	.451	9-27	.333	11-15	.733	8	21	29	34.4	13	12	13	2	4	66	58.2
NC State	01/24/2024	59-53	Wot	22-63	.349	4-14	.286	5-6	.833	7	25	32	34.3	16	7	9	7	10	53	57.9
at Louisville	01/27/2024	69-52	W	15-42	.357	3-11	.273	19-24	.792	8	23	31	34.2	14	5	18	2	5	52	57.7
Notre Dame	01/31/2024	65-53	W	20-43	.465	9-18	.500	4-6	.667	8	20	28	33.9	6	10	18	0	8	53	57.4
at Clemson	02/03/2024	66-65	W	20-56	.357	7-20	.350	18-21	.857	13	20	33	33.8	11	9	4	2	3	65	57.8
Miami (FL)	02/05/2024	60-38	W	14-49	.286	2-20	.100	8-15	.533	9	26	35	33.9	6	9	11	4	3	38	56.9
at Florida St.	02/10/2024	80-76	W	24-47	.511	2-16	.125	26-33	.788	9	20	29	33.7	18	8	9	8	3	76	57.7
Pittsburgh	02/13/2024	63-74	L	26-58	.448	14-32	.438	8-11	.727	11	24	35	33.7	11	14	8	2	5	74	58.4
Wake Forest	02/17/2024	49-47	W	19-55	.345	5-21	.238	4-5	.800	10	28	38	33.9	13	11	12	2	3	47	57.9
at Virginia Tech	02/19/2024	41-75	L	27-53	.509	8-23	.348	13-17	.765	5	27	32	33.8	6	17	7	5	4	75	58.6
North Carolina	02/24/2024	44-54	L	16-50	.320	7-22	.318	15-19	.789	9	34	43	34.1	18	11	10	10	2	54	58.4
at Boston College	02/28/2024	72-68	W	24-58	.414	5-22	.227	15-18	.833	6	24	30	34.0	15	12	4	4	5	68	58.7
at Duke	03/02/2024	48-73	L	30-61	.492	6-19	.316	7-10	.700	12	30	42	34.3	11	17	10	4	8	73	59.2
Georgia Tech	03/09/2024	72-57	W	21-52	.404	4-21	.190	11-13	.846	9	25	34	34.3	4	11	12	2	3	57	59.1
vs Boston College	03/14/2024	66-60	Wot	24-66	.364	9-29	.310	3-4	.750	12	26	38	34.4	17	13	7	4	3	60	59.2
vs NC State	03/15/2024	65-73	Lot	28-58	.483	3-17	.176	14-15	.933	8	30	38	34.5	12	10	8	8	8	73	59.6
vs Colorado St.	03/19/2024	42-67	L	26-47	.553	5-14	.357	10-14	.714	6	37	43	34.7	15	13	13	1	1	67	59.8
Total		2033		732-1805	.406	218-715	.305	349-466	.749	316	865	1181	34.7	444	381	408	108	170	2033	59.8
Virginia		2140		808-1887	.428	220-615	.358	304-477	.637	298	809	1107	32.6	460	509	274	169	239	2140	62.9

Opponents Averages

Games Played	Points/game	FG Pct	3FG Pct	FT Pct	Rebounds/game	Assists/game	Turnovers/game	Assist/Turnover ratio	Steals/game	Blocks/game
34	59.8	40.6	30.5	74.9	34.7	11.2	12.0	0.9	5.0	3.2