

**This Game:**

VIRGINIA Cavaliers
(5-3, 0-0 ACC)
at
SMU Mustangs
(7-2, 0-0 ACC)

Saturday, December 7
1:15 p.m. CT

Dallas, Texas - David B. Miller Court
at Moody Coliseum (7,000)

TV: The CW
(Thom Brennaman, Mike Gminski)

SMU Audio: SMU App /
Varsity Network App / SiriusXM 386
(Rich Phillips, Scott Garner)

Next Game:

Compete 4 Cause Classic
LSU Tigers
vs SMU Mustangs
Saturday, December 14 - 3 p.m. CT
Frisco, Texas - Comerica Center
TV: ESPN
SMU Audio: SMU App
(Rich Phillips, Scott Garner)

Following Game:

SMU Mustangs
at BOSTON COLLEGE Eagles
Saturday, Dec. 21 - 12pm ET/11am CT
Chestnut Hill, Massachusetts
Silvio O. Conte Forum (8,606)
TV: The CW
SMU Audio: SMU App
(Rich Phillips, Scott Garner)

Head CoachAndy Enfield
Overall.....268-177 (14th season)
At SMU.....7-2 (1st season)
Location (Enrollment).....Dallas, Texas (12,385)
Conference.....ACC
Colors.....Red & Blue
Arena.....Moody Coliseum (7,000)
Court.....David B. Miller Court
President.....Dr. R. Gerald Turner
Director of Athletics.....Rick Hart
Basketball SID.....Herman Hudson / hermanh@smu.edu
Office/Cell Phone.....214-768-1304 / 214-924-0358
Website.....SMUMustangs.com
Facebook...../SMUMustangs, /SMUBasketball
Twitter.....@SMUMustangs, @SMUBasketball,
.....#PonyUp, #MoodyMagic
Instagram.....@SMU.Mustangs, @SMUBasketball
Mobile App.....SMUMustangs.com/App
Credentials.....SMUMustangs.com/media

SMU Basketball
72 All-League 1st Team Honors
24 Selections In The NBA Draft
16 Conference Titles
20 Postseasons
12 NCAA Tournaments
13 League Players Of The Year
12 All-American Selections
1 Final Four

2024-25 SMU Men's Basketball • Acrisure Holiday Invitational Champions
Boopie Miller Acrisure Holiday Invitational MVP • Samet Yiğitoğlu ESPN No. 4 Top International Prospects
#MoodyMagic - Since renovation for 2013-14 season
Receiving votes or ranked in AP &/or Coaches Poll in 8 of 11 seasons (2013-14 to 2023-24), high of No. 8
2014-15 & 2016-17 AAC Season & Tournament Champs, NCAA Tournament
NIT 2014 (Final), 2021, 2022, 2024 • 2015-16 Las Vegas Classic Champs • 2019-20 Southwestern
Showdown Champs • 3 NBA Draft Picks • 4 AAC Players of the Year • 3 AP All-America Honorable
Mention • Academic All-American • 3 Wooden Award Watch List • 4 Naismith Trophy Watch List •
Karl Malone Award Watch List • 3 Bob Cousy Award Watch List • 4 Lute Olson Award Watch List •
Jerry West Award Watch List • Oscar Robertson Trophy Watch List • 14 NABC All-District •
6 USBWA All-District • 2 NABC College All-Stars • 6 All-AAC 1st Team • 9 All-AAC 2nd Team •
4 All-AAC 3rd Team • 3 AAC Sixth Man of the Year • 2 NABC Good Works Team Nominees •
2 Senior CLASS Award Nominees • 12 NABC Honors Court • 36 AAC All-Academic Team

No. Name Pos. Ht. Wt. Yr-Exp Hometown (Previous School / High School)

PREVIOUS GAME STARTERS

0 B.J. Edwards G 6-3 185 Jr.-1L Knoxville, Tenn. (Tennessee / Knoxville Catholic HS)
2 Boopie Miller G 6-0 175 Jr.-TR Chicago, Ill. (Wake Forest / Central Michigan / Victory Rock [FL])
21 Yohan Traore F 6-11 235 Jr.-TR Tours, France (UC Santa Barbara / Auburn / Dream City Christian [AZ])
24 Samet Yiğitoğlu C 7-2 265 Fr.-HS Istanbul, Türkiye
33 Matt Cross F 6-7 230 Sr.-TR Beverly, Mass. (UMass / Louisville / Miami (FL) / Brewster Academy [NH])

RESERVES

1 Chance Puryear F 6-7 190 Fr.-HS Dallas, Texas (Carter HS)
3 Chuck Harris G 6-4 190 Sr.-1L Ashburn, Va. (Butler / Gonzaga College HS [D.C.])
5 Tibet Görener F 6-9 205 Sr.-TR Istanbul, Türkiye (San Jose St / Arizona / Orange Lutheran [CA])
8 Kario Oquendo G 6-4 220 Sr.-TR Titusville, Fla. (Oregon / Georgia / Astronaut HS)
10 AJ George G 6-6 190 Jr.-TR Fresno, Calif. (Long Beach State / Hoover HS)
13 Mitchell Holmes F 6-11 215 Fr.-HS Fort Worth, Texas (Link Year Prep [Mo.] / The Oakridge School)
20 Jerrell Colbert F 6-10 235 Jr.-TR Houston, Texas (Kansas State / LSU / Houston HS [TN])
22 Keon Ambrose-Hylton F 6-9 220 Sr.-2L Toronto, Ontario (Alabama / Andrews Osborne Academy)
23 Niccolo Kalischer-Stork G 6-3 190 Fr.-HS Los Angeles, Calif. (Harvard-Westlake School)
31 Trey Utter G 6-0 160 Jr.-2L Argyle, Texas (Argyle HS)
35 Jackson Young G 6-2 185 Sr.-2L Kerrville, Texas (Hawaii Pacific / Texas A&M / Tivy HS)

Head Coach: Andy Enfield (Johns Hopkins, 1991)

Associate Head Coach: Chris Capko (South Florida, 2006)

Assistant Coach: Jay Morris (Cal State Dominguez Hills, 2010)

Assistant Coach: Dana Ford (Illinois State, 2006)

Assistant Coach: Eric Mobley (Portland, 1990)

Assistant Coach: Kurt Karis (USC, 2018)

Director of Recruiting: Jeremie Hart (Mary Hardin-Baylor, 2022)

Chief Strategist: Zach Chu (Richmond, 2015)

Assistant A.D. for Basketball Operations: Michael Swets (Boston College, 2009)

Sports Performance Coach for Men's Basketball: Kurtis Shultz (Maryland, 1995)

Athletic Trainer: Myles Thornton (UIW, 2019)

Graduate Assistants: Josh Crutchfield (Gordon, 2021), Mia Kaufman (USC, 2024), David Kress (USC, 2024), Dan Porcic (Mount Saint Vincent, 2023)

Pronunciations: Keon Ambrose-Hylton (hill-ton), Jerrell Colbert (jer-el cole-bert), Tibet Görener (gore-eh-ner),

Niccolo Kalischer-Stork (cal-ish-er) Kario Oquendo (carry-oh oh-quenn-doe), Yohan Traore (yo-hahn tray-or-eh),

Samet Yiğitoğlu (yee-geh-to-lu)

SMU hosts Virginia on Saturday for the first ACC game at Moody Coliseum. The Mustangs are 5-1 at home this season and 7-2 overall after a 101-72 victory versus Alabama State on Tuesday. The Mustangs had seven score in double figures and reached the century mark for the third time this season.

SMU is averaging 88.3 points (2nd ACC, 11th NCAA) while shooting 48.1% (3rd ACC) overall and 37.5% on threes (3rd ACC, 50th NCAA). The Mustangs are leading the ACC in rebound margin (+10.3, 11th NCAA), total rebounds (43.3, 10th NCAA), offensive rebounds (15.2, 11th NCAA) and bench points (34.4, 16th NCAA). SMU is second in the ACC in assists per game (16.4) and fifth in blocked shots (4.4).

2024-25 SCHEDULE AND RESULTS

Day	Date	Opponent (TV)	Time/Result	Record
Mon.	N4	Tarleton State (ACCNX)	W, 96-62	1-0
Thu.	N7	Florida A&M (ACCNX)	W, 102-73	2-0
Mon.	N11	UNC Greensboro (ACCNX)	W, 81-68	3-0
Fri.	N15	at Butler (FS2)	L, 81-70	3-1
Mon.	N18	Prairie View A&M (ACCNX)	W, 110-69	4-1
Fri.	N22	[rv/rv] Mississippi St (ACCNX)	L, 84-79	4-2
Acrisure Holiday Invitational (Palm Springs, Calif. - Acrisure Arena)				
Tue.	N26	vs Cal Baptist (TruTV)	W, 79-77	5-2
Wed.	N27	vs Wash. St/Fresno St (TruTV)	W, 77-60	6-2
Tue.	D3	Alabama State (ACCNX)	W, 101-72	7-2
Sat.	D7	Virginia * (The CW)	1:15pm CT	
Compete 4 Cause Classic (Frisco, Texas - Comerica Center)				
Sat.	D14	vs LSU (ESPN)	3pm CT	
Sat.	D21	at Boston College * (The CW)	12pm ET/11am CT	
Sun.	D29	Longwood (ACCNX)	1pm CT	
Sat.	J4	[9/9] Duke * (The CW)	1:15pm CT	
Tue.	J7	at [20/22] North Carolina * (ACCN)	9pm ET/8pm CT	
Sat.	J11	Georgia Tech * (ESPN2/U)	3pm	
Wed.	J15	at Virginia * (ACCN)	9pm ET/8pm CT	
Sat.	J18	at Miami * (ESPN2/U)	2pm ET/1pm CT	
Tue.	J21	[rv/-] Louisville * (ACCN)	8pm CT	
Sat.	J25	at NC State * (The CW)	12pm ET/11am CT	
Wed.	J29	Cal * (ACCN)	8pm CT	
Sat.	F1	Stanford * (ACCN)	5pm CT	
Wed.	F5	at Virginia Tech * (ACCN)	9pm ET/8pm CT	
Tue.	F11	[18/19] Pitt * (ACCN)	8pm CT	
Sat.	F15	Wake Forest * (ACCN)	5pm CT	
Wed.	F19	at Notre Dame * (ACCN)	7pm ET/6pm CT	
Sat.	F22	[rv/rv] Clemson * (ACCN)	3pm CT	
Wed.	F26	at Cal * (ESPN2/U)	10pm CT/8pm PT	
Sat.	M1	at Stanford * (ACCN)	4pm CT/2pm PT	
Tue.	M4	Syracuse * (ESPN2/U)	8pm CT	
Sat.	M8	at [rv/-] Florida State * (ESPN)	4pm ET/3pm CT	
March 11-15 ACC Tournament (Charlotte, N.C. - Spectrum Center)				
* Atlantic Coast Conference game				
Home games on David B. Miller Court at Moody Coliseum (7,000)				
SMU audio is available on the SMU App				
Tickets at SMUMustangs.com or 214-SMU-GAME (768-4263)				
Dates and times subject to change				

VIRGINIA.....Coach Ron Sanchez / virginiasports.com
SID.....Erich Bacher / ejb4q@virginia.edu
LSU.....Coach Matt McMahon / lsusports.net
SID.....Kent Lowe / clowe@lsu.edu
BOSTON COLLEGE.....Coach Earl Grant / bc eagles.com
SID.....Mike Laprey / lapreym@bc.edu

SMU vs Virginia (0-1) H: 0-0 A: 0-0 N: 0-1 OT: 0-0

2013-14 N29 N^ L 73-76 [rv/rv] (CBSSN)

^ Corpus Christi Challenge (Corpus Christi, Texas)

SMU vs LSU (3-2) (2-2+) H: 3-0 A: 0-2 (H: 2-0+)

1962-63 D13 H W 83-68

1963-64 D5 A L 62-66

1964-65 D12 H W 98-75

1965-66 D10 A L 88-91

2013-14 M24 H# W+ [-/rv] 80-67 (ESPN)

NIT 2nd Round (16) + Win in 2013-14 later vacated [AP/Coaches]

SMU vs LSU (3-2) (2-2+) H: 3-0 A: 0-2 (H: 2-0+)

1962-63 D13 H W 83-68

1963-64 D5 A L 62-66

1964-65 D12 H W 98-75

1965-66 D10 A L 88-91

2013-14 M24 H# W+ [-/rv] 80-67 (ESPN)

NIT 2nd Round (16) + Win in 2013-14 later vacated [AP/Coaches]



Andy Enfield was named Head Men's Basketball Coach at SMU by Director of Athletics Rick Hart on April 1, 2024.

A proven winner, Enfield burst onto the coaching scene in 2013 when, in his second year as a head coach, he guided Florida Gulf Coast to the Sweet 16 of the NCAA Tournament. Following that success, he was hired by the University of Southern California (USC), where he led the Trojans to five of the last eight NCAA Tournaments, including a run to the Elite Eight in 2021.

Enfield arrived on the Hilltop just three months before the University joined the Atlantic Coast Conference.

He came to SMU after 11 seasons at USC, where he compiled a 220-147 record. Enfield quickly brought success to the basketball program upon his arrival, as the Trojans set a school single-season win record and posted the most wins in program history over two-year, three-year, four-year, five-year, six-year, seven-year and eight-year periods. Enfield's 220 wins ranks third on USC's all-time wins list, trailing only Sam Barry (260) and Forrest Twogood (251). In 13 seasons as a head coach Enfield has a 261-175 mark.

His teams also excelled in the classroom by setting the program's top team GPAs. Enfield brought in eight consecutive Top-30 recruiting classes, with the 2022 class ranking No. 7 and the 2023 class ranking No. 4.

Over his final seven seasons at USC, the Trojans had eight players selected in the NBA Draft, tied for the fifth-most by any program in the country, with Evan Mobley going No. 3 overall in the 2021 NBA Draft and Onyeka Okongwu being selected No. 6 in the 2020 Draft. USC was one of three teams to have had at least one player selected in six of the last seven NBA Drafts. In total, 11 players during Enfield's time at USC have made the NBA.

Enfield captivated the nation in 2013 as the head coach at FGCU, as he guided the first-ever No. 15 seed into the NCAA Sweet Sixteen with impressive wins over second-seeded Georgetown and seventh-seeded San Diego State and introduced the world to "Dunk City," FGCU's high-flying and high-speed offense which often ended with thunderous dunks. Enfield led the Eagles to a school-record 26 wins that season, including a victory over a Miami team that finished ranked No. 5. The Eagles won the Atlantic Sun Tournament in resounding fashion in just the school's second season of NCAA Division I postseason eligibility and became the first team since Florida in 1987 to win the first two NCAA Tournament games it ever played. In his first year at FGCU (2011-12), he led the team to the Atlantic Sun Tournament Championship game.

Prior to FGCU, Enfield spent five years (2006-07 through 2010-11) as an assistant coach at Florida State, helping the Seminoles to three consecutive NCAA Tournament berths (2009-11), including the Sweet 16 in 2011. He helped the Seminoles sign three straight Top-25 classes, with the 2008 class ranking in the Top 10, and build a 2011 FSU roster that featured 11 top-100 recruits and a pair of McDonald's All-Americans.

Enfield began his coaching career in the NBA, serving as the shooting coach for the Milwaukee Bucks for two seasons (1994-96). He then was an assistant coach with the Boston Celtics for two seasons (1998-2000).

Enfield played four seasons (1987-88 through 1990-91) at Johns Hopkins, scoring a program-record 2,025 career points. He set the NCAA all-divisions career free throw percentage record (92.5, hitting 431-of-466 shots). He was a Division III All-America third-team selection in 1991 and was inducted into the school's Athletic Hall of Fame in 2001. He was a GTE Academic All-America first-team selection as a senior and second-teamer as a junior. He was the first basketball player at Johns Hopkins to earn an NCAA Postgraduate Scholarship and was named the NABC Scholar-Athlete of the Year in 1991.

Enfield prepped at Shippensburg (PA) High, earned his economics degree from Johns Hopkins University and has an MBA from the University of Maryland.

Enfield and his wife Amanda are parents to Aila, Lily, and Marcum.

ANDY ENFIELD HEAD COACHING RECORD

OVERALL					H	A	N	OT
Year	School	W	L	PCT	W-L	W-L	W-L	W-L
11-12	FGCU	15	17	.469	9-5	5-11	1-1	1-1
12-13	FGCU	26	11	.703	15-1	7-9	4-1	1-2 A-SUN Champs, NCAA Sweet 16
13-14	USC	11	21	.344	8-8	2-10	1-3	1-2
14-15	USC	12	20	.375	8-8	2-9	2-3	0-2
15-16	USC	21	13	.618	16-2	3-7	2-4	1-0 NCAA Rnd 64
16-17	USC	26	10	.722	14-3	6-5	6-2	1-0 NCAA Rnd 32
17-18	USC	24	12	.667	13-5	6-5	5-2	2-2 NIT 2nd Rnd
18-19	USC	16	17	.485	12-5	2-9	2-3	0-3
19-20	USC	22	9	.710	14-2	5-6	3-1	1-1
20-21	USC	25	8	.758	13-2	7-3	5-3	3-0 NCAA Elite Eight
21-22	USC	26	8	.765	13-3	9-3	4-2	1-0 NCAA Rnd 64
22-23	USC	22	11	.667	15-2	5-5	2-4	0-1 NCAA Rnd 64
23-24	USC	15	18	.455	9-6	3-9	3-3	0-3
24-25	SMU	7	2	.778	5-1	0-1	2-0	0-0 Acrisure Holiday Invite Champs
TOTALS		268	177	.602	164-53	62-92	42-32	12-17
					.756	.403	.568	.414

CONFERENCE					H	A	OT
Year	School	W	L	PCT	W-L	W-L	W-L
11-12	FGCU	8	10	.444	4-5	4-5	1-1
12-13	FGCU	13	5	.722	8-1	5-4	1-2
13-14	USC	2	16	.111	1-8	1-8	0-2
14-15	USC	3	15	.167	3-6	0-9	0-1
15-16	USC	9	9	.500	7-2	2-7	1-0
16-17	USC	10	8	.556	6-3	4-5	0-0
17-18	USC	12	6	.667	7-2	5-4	0-0
18-19	USC	8	10	.444	6-3	2-7	0-2
19-20	USC	11	7	.611	8-1	3-6	1-1
20-21	USC	15	5	.750	8-2	7-3	0-0
21-22	USC	14	6	.700	7-3	7-3	1-0
22-23	USC	14	6	.700	9-1	5-5	0-0
23-24	USC	8	12	.400	6-4	2-8	0-2
24-25	SMU	0	0	0-0	0-0	0-0	0-0
TOTALS		127	115	.525	80-41	47-74	5-11
					.661	.388	.313

ANDY ENFIELD CAREER TIMELINE

87-91	Johns Hopkins	Student-Athlete	1991 All-America, Academic All-America, NABC Scholar-Athlete of the Year, NCAA All-Divisions Career FT% Record
94-96	Milwaukee Bucks	Shooting Coach	
98-00	Boston Celtics	Assistant Coach	
06-11	Florida State	Assistant Coach	3 NCAA Tournaments, 2011 Sweet 16
11-13	Florida Gulf Coast	Head Coach	2013 NCAA Sweet 16
13-24	USC	Head Coach	6 NCAA Tournaments, 2021 Elite Eight
24-	SMU	Head Coach	



Press conference in the Miller Event Center on April 2, 2024.
L to R: Director of Athletics Rick Hart,
SMU Board Chair David B. Miller '72, '73,
Head Coach Andy Enfield, President R. Gerald Turner

2024-25 Rankings (Through Dec. 4)				
ALL GAMES - INDIVIDUAL		NCAA	ACC	Value
Ast/TO Ratio	Boopie Miller	68	9	2.74
	B.J. Edwards	150	11	2.14
Assists	Boopie Miller	18	1	52
	B.J. Edwards	220	14	30
Assists/Gm	Boopie Miller	28	2	5.8
	B.J. Edwards	284	13	3.3
Blocks	Jerrell Colbert	100	6	12
	Samet Yigitoglu	249	15	8
Blocks/Gm	Jerrell Colbert	136	9	1.33
	Samet Yigitoglu	183	11	1.14
Dbl-Dbls	Matt Cross	70	7	2
	Yohan Traore	181	12	1
	Samet Yigitoglu	181	12	1
FG Attempts	Boopie Miller	71	7	117
FG Pct.	Boopie Miller	315	13	48
FGs	Boopie Miller	167	6	41
FT Attempted	Yohan Traore	198	15	41
	Boopie Miller	222	17	40
FT Pct.	Boopie Miller	188	9	82.5
FT Made	Boopie Miller	147	11	33
	Yohan Traore	238	17	29
Minutes/Gm				
Points	Boopie Miller	146	10	140
Points/Gm	Boopie Miller	216	14	15.6
Rebounds	Matt Cross	140	7	60
Def. Rebs.	Matt Cross	148	9	5.13
Off. Rebs.	Samet Yigitoglu	175	12	2.43
	Matt Cross	186	14	2.38
	Yohan Traore	320	22	2
Rebs/Gm	Matt Cross	121	8	7.5
	Samet Yigitoglu	237	15	6.6
Steals	B.J. Edwards	31	3	20
	Boopie Miller	138	10	15
Steals/Gm	B.J. Edwards	60	3	2.22
	Boopie Miller	211	13	1.67
3FG Att.				
3FG Pct				
3PT FG/Gm				
3PT FGM	Chuck Harris	276	10	17
	Kario Oquendo	330	13	16
Triple-Doubles				
ALL GAMES - TEAM		NCAA	ACC	Value
Ast./TO Ratio		64	4	1.47
Assists		60	2	16.4
Bench Points		16	1	34.44
Blocked Shots		68	5	4.4
Effective FG Pct.		90	4	0.547
Fast Break Points		19	3	17
FG Pct.		65	3	48.1
FG Pct. Def.		47	3	38.9
Personal Fouls		225	11	17.9
FT Attempts		24	3	25.9
FT Pct.		86	5	74.7
FT Made		19	2	19.3
Reb. Margin		11	1	10.3
Def. Rebs.		48	3	28.11
Off. Rebs.		11	1	15.22
Reb. Off.		10	1	43.33
Scoring Def.		201	13	71.8
Scoring Margin		34	2	16.6
Scoring Off.		11	2	88.3
Steals		108	5	8
3FG Attempts		221	12	22.2
3Pt.FG Pct.		50	3	37.5
3Pt.FG Pct. Def.		228	12	33.6
3PT FG Made		137	6	8.3
TO Margin		148	9	1.3
Turnovers Forced		194	10	12.56
Turnovers		107	11	11.2
W-L Pct.		52	2	77.8
2024-25 Specialty Stats				
	Off T/O	2ndCh	Paint	FastB
SMU Avg.	16.9	14.8	39.8	17.0
Opp. Avg.	12.9	10.6	23.8	7.0
				Bench
				25.7



LAST MEETING VS VIRGINIA: (L, 76-73 vs Virginia on Nov. 29, 2013): CORPUS CHRISTI (AP) -- Anthony Gill made several buckets in the second half and finished with 19 points to lead Virginia (6-1) over SMU 76-73 in the semifinals of the Corpus Christi Challenge. Gill scored 12 points down the stretch to lead the Cavaliers to a 7-point lead with 5:05 remaining. SMU responded with baskets in the paint, the last a Yanick Moreira lay-in on a feed from Markus Kennedy. Moreira was fouled by Joe Harris on the play, and the made free throw drew the lead to 74-73. Keith Frazier stole the ball from Virginia as they tried to kill the clock, but Moreira was called for travelling with 2.0 seconds left. On the in-bounds play, Harris was fouled and made both shots.

SERIES VS. LSU (3-2) (+2-2): This is the first contest since the 2014 NIT second round. The Mustangs advanced 80-67 en route to the NIT title game. The home team has prevailed in each of the previous five meetings. This is the first neutral-site meeting. The first four matchups came in four consecutive seasons between 1962-66.

LAST MEETING VS LSU (W, 80-67 vs. LSU on March 24, 2014 - NIT Second Round): DALLAS (AP) -- SMU relied on one of the nation's stingiest defenses to have the program's best season since 1987-88. That defense got a boost from the Mustangs' hot-shooting offense in the second half of an 80-67 victory against LSU in the second round of the NIT on Monday night. SMU rallied from a 10-point, first-half deficit and shot a sizzling 64.3 percent in the second half to pull away down the stretch. SMU's balanced offense was led by Nick Russell (16 points on 6-of-8 shooting, including 4 of 5 on 3-pointers) and Nic Moore (16 points on 6 of 9, including 2 of 3 on treys). LSU (20-14) was led by Johnny O'Bryant III's 16 points. Andre Stringer scored 15 -- all on 3s. Russell, a senior who played his first two collegiate seasons at Kansas State, also led SMU with seven rebounds. LSU initially quieted Moody Coliseum's eighth sellout crowd. An alley-oop pass from Anthony Hickey to Jarell Martin gave the Tigers a 38-28 lead with 3:35 to play in the half. But the Mustangs found their footing, pulled within 40-35 at the half, then used a 26-9 run to put the game out of reach. SMU's largest lead was 17 points.

ACC EXPERIENCE: Boopie Miller was at Wake Forest last season where he averaged 15.6 points (13th ACC), 3.5 assists (12th ACC), 1.4 steals (10th ACC). Matt Cross was at UMass the past two season after playing his freshman season at Miami (2020-21) and his sophomore year at Louisville (2021-22).

ACRISURE HOLIDAY INVITATIONAL CHAMPIONS: SMU dominated the second half in a 77-60 victory over Washington State to win the Acrisure Holiday Invitational in Palm Springs, California the night before Thanksgiving. Boopie Miller was named the tournament MVP, averaging 16.0 points and 5.0 assists, which included the game-winning shot with 2.1 seconds left in the 79-77 semifinal win over Cal Baptist. In the victory over Washington State, SMU outscored the Cougars 50-29 in the second half to claim the title. Five Mustangs scored in double figures, led by Boopie Miller with 16 points and five assists. The Mustangs had a 51-25 rebound advantage with Samet Yiğitoğlu recording his first double-double of 12 points and 11 rebounds. Matt Cross finished with seven points and 10 rebounds.

BALANCING ACT: The Mustangs had at least five players in double figures in six games: 11/4 vs Tarleton St (6 - First time SMU had six score 10+ since 12/17/15 vs Hampton), 11/7 FAMU (5), 11/18 Prairie View A&M (5), 11/22 Mississippi State (5), 11/27 vs Washington State (5), 12/3 Alabama State (7 - First time since at least 2004).

BEST IN PROGRAM HISTORY: Four-star prospects Jermaine O'Neal, Jr., Jaden Toombs and Nigel Walls have signed to play at SMU beginning with the 2025-26 season, Head Coach Andy Enfield announced today. The 2025 signing class is ranked as high as No. 6 nationally, the highest in program history. Walls (6-10, F), from St. Francis Episcopal in Houston, is ranked as high as No. 57 nationally. Toombs and O'Neal Jr. are teammates are Dynamic Prep in Irving, where Toombs (6-10, C) is rated as high as No. 38 nationally and O'Neal Jr. (6-5, F) is listed as high as No. 88 nationally.

- SMU Class Rankings | #6 ESPN | #13 On3 | #7 247 Sports
- Jermaine O'Neal, Jr. (Dynamic Prep in Irving, Texas) | 4-star | #88 ESPN | #111 On3 | #126 247 Sports
- Jaden Toombs (Dynamic Prep in Irving, Texas) | 4-star | #38 ESPN | #45 On3 | #47 247 Sports
- Nigel Walls (St. Francis Episcopal in Houston, Texas) | 4-star | #62 ESPN | #57 On3 | #58 247 Sports



Head Coach Andy Enfield has had 8 players selected in the past 7 NBA Drafts.

Most Selections Past 7 NBA Drafts (2018-24)


- 20 Duke
- 19 Kentucky
- 9 Kansas
- 9 Michigan
- 8 USC under Andy Enfield
- 8 Alabama
- 8 Connecticut
- 8 Gonzaga
- 8 Tennessee
- 8 Villanova
- 8 UCLA


Most NBA Drafts With A Selection (2018-24)

- 7 of 7 -- Duke
- 7 of 7 -- Kentucky
- 6 of 7 -- USC under Andy Enfield
- 5 of 7 -- Alabama
- 5 of 7 -- Gonzaga
- 5 of 7 -- Tennessee
- 5 of 7 -- Villanova
- 5 of 7 -- UCLA

NBA Draft Picks under Andy Enfield at USC

- 2024
- 1st Rnd (29) - Isaiah Collier | Jazz
- 2nd Rnd (55) - Bronny James | Lakers
- Free Agent - Boogie Ellis | Kings
- Free Agent - Drew Peterson | Celtics
- 2022
- 2nd Rnd (49) - Isaiah Mobley | Cavaliers
- 2021
- 1st Rnd (3) - Evan Mobley | Cavaliers
- 2020
- 1st Rnd (6) - Onyeka Okongwu | Hawks
- 2019
- 1st Rnd (30) - Kevin Porter Jr. | Bucks
- Free Agent - Jordan McLaughlin | Timberwolves
- 2018
- 2nd Rnd (46) - De'Anthony Melton | Rockets
- 2nd Rnd (49) - Chimezie Metu | Bucks





Head Coach Andy Enfield, Boopie Miller and Chuck Harris attended SMU's first ACC Tipoff in Charlotte, North Carolina.

CAPTAINS: The captains for the 2024-25 season are Keon Ambrose-Hylton, Chuck Harris and Boopie Miller.

DOUBLE FIGURES: Nine Mustangs have scored in double figures multiple times this season: Boopie Miller (8), B.J. Edwards (7), Chuck Harris (6), Kario Oquendo (5), Samet Yiğitoğlu (5), Keon Ambrose-Hylton (3), Yohan Traore (4), Matt Cross (3), Jerrell Colbert (1).

FLOOR EXPERIENCE: Five Mustangs have played in 100 or more NCAA D-I games: Chuck Harris (125), Tibet Görener (112), Kario Oquendo (105), Keon Ambrose Hylton (103), and Matt Cross (103).

GRAND ACHIEVEMENT: Four Mustangs have reached the 1,000-point milestone: Chuck Harris (1,506), Kario Oquendo (1,195), Boopie Miller (1,153) and Matt Cross (1,057).

CENTURY MARK: SMU scored 110 points in the win over Prairie View A&M 11/18. That's the most since 11/20/99 vs Hardin-Simmons (W, 110-69). That ties for 14th-highest in program history. The 41-point margin ties for 18th in program history and is the most since 43 vs Texas A&M-Commerce 12/3/23 (W, 90-47). The Mustangs also scored 102 in the victory over Florida A&M on Nov. 11 (102-73) and 101 in the win over Alabama State on Dec. 3 (101-72). This is the most 100-point games since 1992-93 (6 times).

KE-ON TARGET: Keon Ambrose-Hylton is at 60.0% on FGs this season after he shot an SMU-record 64.1% from the field in 2023-24.

SMU Best Season FG% (Since 1953-54) (Min. 75 Field Goals Made)

- 64.1 Keon Ambrose-Hylton (Sr.), 2023-24 (98-153)
- 63.7 Terry Williams (Sr.), 1986-87 (142-233)
- 62.1 Jon Koncak (Jr.), 1983-84 (211-340)
- 62.0 Terry Williams (Jr.), 1985-86 (150-242)
- 61.3 Ben Moore (Fr.), 2013-14 (84-137)
- 60.7 Larry Davis (Jr.), 1983-84 (219-361)
- 60.2 Sterling Brown (Jr.), 2015-16 (109-181)

MEN OF STEALS: SMU is averaging 8.0 (5th ACC). B.J. Edwards is leading at 2.2 steals (3rd ACC). Boopie Miller is averaging 1.7 per contest (13th ACC).

MOODY MAGIC: SMU has successfully defended home court in 73 of 85 (.859) regular-season non-conference games at Moody Coliseum since the renovation and expansion for the 2013-14 season. In 11 seasons in the American Athletic Conference, SMU went 77-22 (.766) at Moody Coliseum, including 8-1 last season.

STREAKS:

10+ points: Kario Oquendo 4 (13, 14, 11, 20), B.J. Edwards 4 (10, 17, 13, 11), Chuck Harris 2 (14, 12), Samet Yiğitoğlu 2 (12, 12), Jerrell Colbert (10), Matt Cross (12), Yohan Traore (11)
Longest This Season: Boopie Miller 8 (11/4 - 11/27)
8+ rebounds: Matt Cross 5 (12, 9, 8, 10, 10), Samet Yiğitoğlu (8)
Long: Matt Cross 5+ (11/18 -)
Dbl-Dbl: Matt Cross (12p/10r)
Long: Yohan Traore (11/7), Matt Cross (11/18; 12-3 -), Samet Yiğitoğlu (11/27)
5+ assists: Boopie Miller (6, 5, 5, 5), B.J. Edwards (5)
Long: Boopie Miller 4+ (11/22 -) (7x total)
2+ steals: B.J. Edwards (2)
Long: B.J. Edwards 3 (11/4 - 11/11)
2+ blocks:
Long: Samet Yiğitoğlu 3 (11/18 - 11/26)

MEET THE MUSTANGS:

AP Top 25 (Dec. 3)

RK	TEAM	REC	PTS
1	Kansas(35)	7-0	1499
2	Auburn(26)	7-0	1490
3	Tennessee	7-0	1351
4	Kentucky	7-0	1267
5	Marquette	8-0	1246
6	Iowa State	5-1	1225
7	Gonzaga	7-1	1181
8	Purdue	7-1	1058
9	Duke	5-2	941
10	Alabama	6-2	939
11	Wisconsin	8-0	903
12	Oregon	8-0	806
13	Florida	8-0	782
14	Cincinnati	6-0	774
15	Baylor	5-2	567
16	Memphis	6-1	500
17	Houston	4-3	402
18	Pittsburgh	7-1	374
19	Illinois	6-1	351
20	North Carolina	4-3	292
21	Oklahoma	7-0	266
22	Texas A&M	6-2	207
23	Ole Miss	6-1	165
24	San Diego State	4-2	143
25	UConn	5-3	123

Others receiving votes: Michigan State 108, Arkansas 104, Texas 97, Michigan 95, Arizona State 89, Indiana 72, Drake 58, Xavier 33, Utah State 28, **Louisville 27**, West Virginia 26, **Clemson 25**, Dayton 24, BYU 24, Texas Tech 22, Nebraska 22, **Mississippi State 20**, Ohio State 19, Maryland 13, UCLA 13, Creighton 12, Saint Mary's 11, Georgia 10, St. John's 7, Loyola Chicago 4, DePaul 3, **Florida State 3**, UC Irvine 2, Columbia 2

Coaches Poll (Dec. 3)

RK	TEAM	REC	PTS
1	Kansas(19)	7-0	760
2	Auburn(12)	7-0	755
3	Tennessee	7-0	694
4	Marquette	8-0	646
5	Iowa State	5-1	629
6	Kentucky	7-0	628
7	Purdue	7-1	535
8	Gonzaga	7-1	517
9	Duke	5-2	472
10	Oregon	8-0	457
11	Wisconsin	8-0	450
12	Alabama	6-2	441
13	Florida	8-0	427
14	Cincinnati	6-0	376
15	Memphis	6-1	265
16	Baylor	5-2	262
17	Illinois	6-1	234
18	Houston	4-3	221
19	Pittsburgh	7-1	213
20	Ole Miss	6-1	139
21	Oklahoma	7-0	111
22	North Carolina	4-3	96
23	Michigan	6-1	90
24	Texas A&M	6-2	86
25	Michigan State	6-2	73

Others receiving votes: UConn 63, San Diego State 56, Texas 54, **Mississippi State 39**, Arizona State 39, Drake 34, Texas Tech 32, Arkansas 28, UCLA 17, Xavier 16, BYU 16, Ohio State 15, Utah State 13, Saint Mary's 12, Dayton 10, St. John's 8, Nebraska 8, Creighton 8, Indiana 8, West Virginia 5, **Clemson 5**, Maryland 5, Georgia 3, Arizona 3, Nevada 1, UC Irvine 1



Former President George W. Bush and Laura Bush '68 regularly attend games at Moody Coliseum. The George W. Bush Presidential Library and Museum and the George W. Bush Institute are on the SMU campus.

Keon Ambrose-Hylton (6-9, 220, F, Sr.) | 2024-25: Played all 9 games...5.2 points, 2.9 rebounds, 47.2% FGs ... 2023-24: Played all 33 games (20 starts)... Averaged 6.9 points, 4.2 rebounds and 0.9 blocks... Shot an SMU season-record 64.1%... SMU SEASON RECORD: FG% (64.1%, 1st).

Jerrell Colbert (6-10, 235, F, Jr.) | 2024-25: Played all 9 games...3.9 points, 2.7 rebounds, 1.3 blocks (9th ACC), 46.3% FGs... 2023-24 (Kansas State): Averaged 2.6 points, 2.3 rebounds and 1.0 blocks as the Wildcats went 19-15 overall, earning a trip to the NIT.

Matt Cross (6-7, 230, F, Sr.) | 2024-25: Played 8 games... 8.4 points, 7.5 rebounds (8th ACC), 1.3 assists, 36.4% on 3FGs, 2 double-doubles... 2023-24 (UMass): NABC All-District Selection... Atlantic 10 First-Team Selection... Averaged 15.3 points, 8.3 rebounds, 3.0 assists, 1.5 steals... Hit 54.0% field goals, 32.9% threes, and 79.8% free throws.

B.J. Edwards (6-3, 185, G, Jr.) | 2024-25: Started all 9 games... averaging 11.0 points, 4.2 rebounds, 3.3 assists, 2.2 steals (3rd ACC), 34.6% on 3FGs... 2023-24: Played all 33 games (30 starts)... Averaged 3.7 points, 3.1 rebounds and 2.9 assists with a 2.43 assist-to-turnover ratio.

AJ George (6-6, 190, G, Jr.) | 2024-25: Played in 5 games... 2023-24 (Long Beach State): Played in all 36 games, averaging 10.6 points and 4.1 rebounds in 28.1 minutes per game as LBSU won the Big West Tournament and made the NCAA Tournament... Shot 53.3% on field goals, 34.4% on threes and 72.1% on free throws.

Tibet Görener (6-9, 205, F, Sr.) | 2024-25: Played 8 games... 2023-24 (San Jose State): Started all 32 games... Averaged 11.4 points and 3.9 rebounds...Hit 33.9% on threes...totaled 25 assists, 15 steals and 11 blocks

Chuck Harris (6-4, 190, G, Sr.): 2024-25: Played all 9 games... 12.6 points, 3.0 rebounds, 2.3 assists, 0.8 steals, 1.4 assist-to-turnover ratio... 2023-24: Played and started 32 of 33 games... Averaged 13.4 points, 3.4 assists (9th AAC) and 3.2 rebounds while hitting 40.7% on threes (5th AAC) and 81.8% on free throws... Had a 1.77 assist-to-turnover ratio (8th AAC)... Team-high 18 points and reached 1,000 for his career vs Lamar 11/9... HONORS: AAC Weekly Honor Roll (D18).

Mitchell Holmes (6-11, 215, F, Fr.) | 2023-24 (Link Year Prep in Branson, Missouri): The three-star signee was ranked in the top 10 overall in Missouri and top 70 at his position nationally... Before attending Link Academy, the McDonald's All-American nominee scored more than 1,500 points at The Oakridge School in Arlington.

Niccolo Kalischer-Stork (6-3, 190, G, Fr.) | 2023-24 (Harvard-Westlake School): Played as a guard for the Wolverines as the team went 91-9 from 2021-24... As a senior in 2023-24, averaged 3.2 points per game.

Boopie Miller (6-0, 175, G, Jr.) | 2024-25: Started all 9 games... 15.6 points (14th ACC), 5.8 assists (2nd ACC, 28th NCAA), 3.8 rebounds, 1.7 steals (13th ACC), 2.74 assist-to-turnover ratio (9th ACC), 82.5% FTs (9th ACC)... HONORS: Acrisure Holiday Invitational MVP...2023-24 (Wake Forest): One of three players to start all 35 games... Averaged 15.6 points (2nd WF, 13th ACC), 3.5 assists (12th ACC), 1.4 steals (10th ACC)... Shot 84.5% on free throws (131-155, 6th ACC) and 46.4% on field goals (11th ACC)

Kario Oquendo (6-4, 220, G, Sr.) | 2024-25: Played all 9 games... 10.6 points, 3.0 rebounds, 1.1 steals, 51.6% on 3FGs... 2023-24 (Oregon): Averaged 7.2 points (.459 FG%), 2.4 rebounds and 1.0 assists in 17.7 minutes per game ... Played in 36 games making three starts | 2022-23 (Georgia): Averaged 12.7 points, 2.6 rebounds and 0.6 assists playing 25.4 minutes per game for the Bulldogs.

Chance Puryear (6-7, 190, F, Fr.) | 2023-24: He was named TABC 4A All-State at Carter High School in Dallas...District 13-4A Player of the Year and a 2024 McDonald's All-American Game Southwest Nominee.

Yohan Traore (6-11, 235, F, Jr.) | 2024-25: Started all 9 games... 9.3 points, 5.1 rebounds, 1 double-double... 2023-24 (UC Santa Barbara): Played and started in 30 of 31 games... Averaged 14.5 points and 5.1 rebounds while shooting 58.3% from the field and 68.6% at the free-throw line.

Trey Utter (6-0, 160, G, Jr.) | 2024-25... Played 2 games... 2023-24: Played in 7 games.

Samet Yiğitoğlu (7-2, 265, C, Fr.) | 2024-25: Played/started 7 games... 11.0 points, 6.6 rebounds (15th ACC), 1.1 blocks (11th ACC), 59.6% FG, 1 double-double... 2023-24: Averaged 13.3 points, 10.3 rebounds, 1.0 blocks and shot 82.6% on FGs in four games with Sigortam Istanbul in the Turkey in 2023-24... Sigortam finished tied for first at 28-6 in the Turkish second division...Played for Turkey in the 2023 FIBA U20 European Championship in Greece, averaging 12.7 points and 8.6 rebounds while hitting 66.0% on FGs (33-50).

Jackson Young (6-2, 185, G, Sr.) | 2024-25: Played 2 games... 2023-24: Played in 8 games.

HEAD COACH ANDY ENFIELD... was named SMU's Head Men's Basketball on April 1, 2024. A proven winner, Enfield burst onto the coaching scene in 2013 when, in his second year as a head coach, he guided Florida Gulf Coast to the Sweet 16 of the NCAA Tournament. Following that success, he was hired by the University of Southern California (USC), where he led the Trojans to five of the last eight NCAA Tournaments, including a run to the Elite Eight in 2021.

He came to SMU after 11 seasons at USC, where he compiled a 220-147 record. Enfield quickly brought success to the basketball program upon his arrival, as the Trojans set a school single-season win record

MUSTANGS SIGN HIGHEST RANKED CLASS IN PROGRAM HISTORY

DALLAS (SMU) – Four-star prospects Jermaine O'Neal, Jr., Jaden Toombs and Nigel Walls have signed to play at SMU beginning with the 2025-26 season, Head Coach Andy Enfield announced today. The 2025 signing class is ranked as high as No. 6 nationally, the highest in program history.

Walls (6-10, F), from St. Francis Episcopal in Houston, is ranked as high as No. 57 nationally. Toombs and O'Neal Jr. are teammates at Dynamic Prep in Irving, where Toombs (6-10, C) is rated as high as No. 38 nationally and O'Neal Jr. (6-5, F) is listed as high as No. 88 nationally.

SMU Class Rankings

No. 6 ESPN | No. 13 On3 | No. 7 247 Sports

The SMU signing class is the highest in program history, coming in at No. 6 on ESPN.com. That ranks third in the ACC behind No. 1 Duke and No. 5 Notre Dame.

Jermaine O'Neal, Jr. (F, 6-5, 175)

Four-star | No. 88 ESPN | No. 111 On3 | No. 126 247 Sports
Dynamic Prep in Irving, Texas

Jermaine O'Neal Jr. averaged 13.0 points, 6.7 rebounds, 3.0 assists, 1.6 steals and 1.2 blocks as a junior at Dynamic Prep as the team went 23-1 to finish ranked No. 16 nationally in the SCNext Top 25.

Jaden Toombs (C, 6-10, 245)

Four-star | No. 38 ESPN | No. 45 On3 | No. 47 247 Sports
Dynamic Prep in Irving, Texas

Toombs is listed as high as No. 6 nationally at center and as high as No. 3 overall in Texas. He is on the 2024-25 Jersey Mike's Naismith Trophy Boy's High School Player of the Year watch list. He has been part of the USA Basketball program since 2022 and was invited to the USA Junior National Team minicamp in October. He was previously a finalist for the USA Basketball U16 national team and U17 national team. As a junior at Dynamic Prep, he averaged a double-double of 12.8 points, 10.3 rebounds with 2.4 assists and 2.3 blocks at the team went 23-1 to finish ranked No. 16 nationally in the SCNext Top 25.

Nigel Walls (F, 6-10, 195)

Four-star | No. 62 ESPN | No. 57 On3 | No. 58 247 Sports
St. Francis Episcopal in Houston, Texas

In the summer of 2024, Walls averaged 6.8 points, 3.7 rebounds and 1.3 assists in 21.4 minutes in 15 games for JL3 Elite in the Nike EYBL. As a junior at St. Francis Episcopal, he averaged 13.6 points, 8.7 rebounds, 2.3 blocks, 2.0 assists and 1.2 steals.





and posted the most wins in program history over two-year, three-year, four-year, five-year, six-year, seven-year and eight-year periods. Enfield's 220 wins ranks third on USC's all-time wins list, trailing only Sam Barry (260) and Forrest Twogood (251). In 13 seasons as a head coach Enfield has a 261-175 mark.

His teams also excelled in the classroom by setting the program's top team GPAs. Enfield brought in eight consecutive Top-30 recruiting classes, with the 2022 class ranking No. 7 and the 2023 class ranking No. 4.

Over his final seven seasons at USC, the Trojans had eight players selected in the NBA Draft, tied for the fifth-most by any program in the country, with Evan Mobley going No. 3 overall in the 2021 NBA Draft and Onyeka Okongwu being selected No. 6 in the 2020 Draft. USC was one of three teams to have had at least one player selected in six of the last seven NBA Drafts. In total, 11 players during Enfield's time at USC have made the NBA.

HILLTOP HOOPS SHOW: The Hilltop Hoops Show presented by the SMU Cox School of Business features SMU Men's Basketball Head Coach Andy Enfield and Women's Basketball Head Coach Toyelle Wilson on Mondays at Ozona Grill and Bar. Ozona Grill and Bar is located at 4615 Greenville Ave., just a short distance from the SMU campus. Fans can also catch LIVE video on the SMU Mustangs Facebook page, or listen on SMUMustangs.com and on the SMU App.

Hilltop Hoops Show Dates

Mon. Dec. 16 (MBB at Boston College 12/21 | WBB at North Texas 12/19, vs Chicago State 12/20)
 Mon. Dec. 30 (MBB vs Duke 1/4 at North Carolina 1/7 | WBB vs Stanford 1/2, vs Cal 1/5)
 Mon. Jan. 13 (MBB at Virginia 1/15, at Miami 1/18 | WBB vs North Carolina 1/16, at Notre Dame 1/19)
 Mon. Jan. 20 (MBB vs Louisville 1/21, at NC State 1/25 | WBB vs Duke 1/23, at Miami 1/26)
 Mon. Jan. 27 (MBB vs Cal 1/29, vs Stanford 2/1 | WBB vs Louisville 1/30, at Virginia Tech 2/2)
 Mon. Feb. 3 (MBB at Virginia Tech 2/5 | WBB at Georgia Tech 2/6, vs Pitt 2/9)
 Mon. Feb. 10 (MBB vs Pitt 2/11, vs Wake Forest 2/15 | WBB vs Clemson 2/16)
 Mon. Feb. 17 (MBB at Notre Dame 2/19, vs Clemson 2/22 | WBB at Wake Forest 2/20, at Boston College 2/23)
 Mon. Feb. 24 (MBB at Cal 2/26, at Stanford 3/1 | WBB vs Virginia 2/27, vs NC State 3/2)
 Mon. Mar. 3 (MBB vs Syracuse 3/4, at Florida State 3/8 | WBB ACC Tournament 3/5-3/9)

THIS IS SMU:

- SMU Athletics has invested over \$250 million in facilities since 2013. The Garry Weber End Zone Complex at Ford Stadium, opened in fall 2024, features premium fan spaces and dynamic student-athlete facilities.
- SMU is the only NCAA FBS program in Dallas, with a record of 10 national championships, over 200 team conference championships, 100 individual national championships, 150 NCAA top-10 finishes, nearly 2,000 All-American honors and more than 150 Olympic appearances.
- SMU won a school-record eight championships in 2023-24 and is riding a surge of momentum heading into 2024-25, with all 17 programs reaching the postseason and 16 programs winning conference championships since 2013.
- SMU football has more wins than any Division I team in the state of Texas since 2019 and appeared in the AP Top 25 in five of the last six years. In the fall of 2023, the Mustangs won their first conference championship since 1984.
- In 2023-24, SMU finished as the No. 1 American Athletic Conference program and ranked 54th nationally in the final LEARFIELD Directors' Cup Division I Standings, ahead of six programs from the Big 12, five schools from the ACC, four teams from the Big Ten and three programs from the SEC.
- In the week after the ACC offered membership to SMU, the University raised \$100 million to support its move to the conference, and a total of \$159 million over the 2023-24 fiscal year.

THE NEW-LOOK MUSTANGS: The Mustangs return starters Chuck Harris (13.4 points, 40.7% 3FGs), Keon Ambrose-Hylton (6.9 points, 4.2 rebounds, SMU-record 64.1% FGs) and B.J. Edwards (3.7 points, 2.9 assists, 2.43 assist-to-turnover ratio).

Conference Titles (16)

1916-17 (TIAA)
 1934-35 (SWC)
 1936-37 (SWC)
 1954-55 (SWC)
 1955-56 (SWC)
 1956-57 (SWC)
 1957-58 (SWC)
 1961-62 (SWC)
 1964-65 (SWC)
 1965-66 (SWC)
 1966-67 (SWC)
 1971-72 (SWC)
 1987-88 (SWC)
 1992-93 (SWC)
 2014-15 (American)
 2016-17 (American)

Tournament Champs (3)

1987-88 (SWC)
 2014-15 (American)
 2016-17 (American)

NCAA Tournaments (12)

1954-55 - RSF (16)
 1955-56 - Final Four
 1956-57 - RSF (16)
 1964-65 - RSF (16)
 1965-66 - RSF (16)
 1666-67 - RF (8)
 1983-84 - 2nd Rnd (32)
 1984-85 - 2nd Rnd (32)
 1987-88 - 2nd Rnd (32)
 1992-93 - 1st Rnd (64)
 2014-15 - 2nd Rnd (64)
 2016-17 - 1st Rnd (64)

NIT (6)

1985-86 - 1st Rnd (32)
 1999-00 - 1st Rnd (32)
 2013-14 - Final
 2020-21 - 1st Rnd (16)
 2021-22 - 2nd Rnd (16)
 2023-24 - 1st Rnd (32)

CIT (1)

2010-11 - Semifinal

CCA Invitational (1)

1973-74 - 1st Rnd (8)



SMU had the second-most All-AAC selections!
 21 Houston | 20 SMU | 16 Cincinnati | 16 Memphis

SMU in The NBA Draft

Year	Player	Round (Overall)	Team
1949	Bob Prewitt	---	New York
1951	John Brown	7th Round (68)	Rochester
1957	Jim Krebs	1st Round (3)	Minneapolis
1957	Bobby Mills	10th Round (98)	St. Louis
1958	Rick Herscher	6th Round (47)	St. Louis
1961	Steve Strange	9th Round (83)	Chicago
1962	Jan Loudermilk	4th Round (35)	Los Angeles
1964	Gene Elmore	4th Round (34)	San Francisco
1966	Carroll Hooser	6th Round (52)	Detroit
1967	Charles Beasley	7th Round (74)	Cincinnati
1969	Bill Voight	14th Round (183)	Chicago
1969	Bill Voight	16th Round (196)	Milwaukee
1969	Lynn Phillips	17th Round (202)	Milwaukee
1971	Gene Phillips	7th Round (119)	Milwaukee
1974	Sammy Hervey	6th Round (97)	Atlanta
1976	Ira Terrell	3rd Round (45)	Phoenix
1980	Brad Branson	2nd Round (45)	Detroit
1985	Jon Koncak	1st Round (5)	Atlanta
1985	Carl Wright	5th Round (113)	Philadelphia
1986	Kevin Lewis	6th Round (125)	San Antonio
1987	Terry Williams	5th Round (105)	Golden State
2001	Jeryl Sasser	1st Round (22)	Orlando
2017	Semi Ojeleye	2nd Round (37)	Boston
2017	Sterling Brown	2nd Round (46)	Philadelphia
2018	Shake Milton	2nd Round (54)	Dallas

The transfer class includes six others that averaged double-digits in scoring before transferring to SMU. Boopie Miller (6-0, 175, G) from Wake Forest, averaged 15.6 points (13th ACC), 3.5 assists (12th ACC) and 1.4 steals (10th ACC) while hitting 84.5% on free throws (6th ACC) and 46.4% on field goals (11th ACC). He is joined by Matt Cross (6-7, 230, F) following an All-Atlantic 10 season at UMass where he averaged 15.3 points, 8.3 rebounds, 3.0 assists and 1.5 steals as he hit 54.0% on field goals, 32.9% on threes and 79.8% on free throws. The Mustangs also added AJ George (6-6, 190, G), who averaged 10.6 points and 4.1 rebounds as Long Beach State won the Big West Tournament and made the NCAA Tournament. Yohan Traore (6-11, 235, F) was an All-Big West Honorable Mention selection at UC Santa Barbara after averaging 14.5 points and 5.1 rebounds while shooting 58.3% from the field. Traore was top-15 prospect overall in the class of 2022. Kario Oquendo (6-4, 220, G) came to the Hilltop after he averaged 7.2 points at Oregon last season and 12.7 per outing for Georgia in 2022-23. Jerrell Colbert (6-10, 235, F) played in 31 games for Kansas State last season as they went 19-15. Tibet Görener (6-9, 205) started all 32 games at San Jose State in 2023-24, averaging 11.4 points and 3.9 rebounds.

Samet Yiğitoğlu (7-2, 265, C) played for Besiktas S.K. of Turkey's first division the past two seasons, including in the Turkish Cup and EuroCup. The Mustangs also added prep signees Chance Puryear (6-7, 190, F) after earning TABC 4A All-State and 2024 McDonald's All-American Game Southwest Nominee at Dallas Carter High School. Mitchell Holmes (6-11, 215, F) was a power forward at Link Year Prep in Branson, Missouri. The McDonald's All-American nominee scored more than 1,500 points at The Oakridge School in Arlington where he was a two-time team MVP, a team captain and SPC Co-State Champ.

SMU BASKETBALL - HONORS (Awards/Honors since 2013-14)

- NBA Draft Picks (Semi Ojeleye & Sterling Brown in '17, Shake Milton in '18)
- AAC Players of the Year (Nic Moore '15, '16; Semi Ojeleye '17; Kendrick Davis '22)
- AP All-America Honorable Mention (Nic Moore '15, '16; Semi Ojeleye '17)
- Academic All-American (Semi Ojeleye '17)
- Wooden Award Watch List (Nic Moore '15, '16, Shake Milton '18, Kendrick Davis '22)
- Naismith Trophy Watch List (Nic Moore '15, '16; Shake Milton '18, Kendrick Davis '22)
- Karl Malone Award Watch List (Markus Kennedy '16)
- Bob Cousy Award Watch List (Nic Moore '16; Shake Milton '18, Kendrick Davis '22)
- Lute Olson Award Watch List (Nic Moore '15; Shake Milton '18; Kendrick Davis '21, '22)
- Jerry West Award Watch List (Shake Milton '17)
- Oscar Robertson Trophy Watch List (Nic Moore '16)
- NABC All-District (Nic Moore '14, '15, '16; Markus Kennedy '14, '15; Yanick Moreira '15; Ben Moore '16; Semi Ojeleye '17; Shake Milton '17, '18, Kendrick Davis '20, '21, '22; Marcus Weathers '22, Zhuric Phelps '24)
- USBWA All-District (Nic Moore '14, '16; Semi Ojeleye '17; Shake Milton '18, Kendrick Davis '21, '22)
- NABC College All-Star (Sterling Brown '17; Ben Moore '17)
- All-AAC 1st Team (Nic Moore '14, '15, '16; Semi Ojeleye '17; Kendrick Davis '21, '22)
- All-AAC 2nd Team (Markus Kennedy '14, '15; Yanick Moreira '15; Sterling Brown '17; Ben Moore '17; Shake Milton '17, '18; Jahmal McMurray '19; Marcus Weathers '22; Zhuric Phelps '24)
- All-AAC 3rd Team (Kendrick Davis '20, Tyson Jolly '20, Isiaha Mike '20, Feron Hunt '21)
- AAC Sixth Man of the Year (Markus Kennedy '15, '16; Ben Emelogu II '17)
- NABC Good Works Team Nominee (Semi Ojeleye '16; Jonathan Wilfong '17)
- Senior CLASS Award Nominee (Nic Moore '16; Ben Emelogu II '18)

SMU2NBA / Pros Since 2014:

- Semi Ojeleye selected 37th in 2017 (picked by Boston)
- Sterling Brown selected 46th in 2017 (picked by Philadelphia, then traded to Milwaukee)
- Shake Milton selected 54th in 2018 (picked by Dallas, then traded to Philadelphia)
- Ben Moore spent 2017-19 with Indiana and San Antonio, played 2021-22 with Memphis Hustle
- Feron Hunt signed a two-way with the New York Knicks (3/18/22), then finished 2022-23 with Birmingham (G League affiliate for New Orleans)
- Jahmal McMurray was picked 21st in the 2019 G League draft by the Northern Arizona Suns (Phoenix)
- Michael Weathers was picked 8th in the 2022 G League draft by the Oklahoma City Blue (OKC)
- Played professionally: Ben Emelogu II, Jarrey Foster, Feron Hunt, Markus Kennedy, Jahmal McMurray, Isiaha Mike, Ben Moore, Nic Moore, Efe Odigie, Yanick Moreira, Nick Russell, Jordan Tolbert, Marcus Weathers, Michael Weathers

Mustangs Selected All-American Athletic Conference

Sterling Brown (2016-17 Second Team)
 Kendrick Davis (2019-20 Third Team, 2020-21 First Team, 2021-22 First Team)
 Feron Hunt (2020-21 Third Team)
 Tyson Jolly (2019-20 Third Team)
 Markus Kennedy (2013-14 Second Team, 2014-15 Second Team)
 Jahmal McMurray (2018-19 Second Team)
 Isiaha Mike (2019-20 Third Team)
 Shake Milton (2016-17 Second Team, 2017-18 Second Team)
 Ben Moore (2016-17 Second Team)
 Nic Moore (2013-14 First Team, 2014-15 First Team, 2015-16 First Team)
 Yanick Moreira (2014-15 Second Team)
 Semi Ojeleye (2016-17 First Team)
 Zhuric Phelps (2023-24 Second Team)
 Marcus Weathers (2021-22 Second Team)

SMU All-Americans

1934-35	Whitey Baccus (Sr.)
1955-56	Jim Krebs (Jr.)
1956-57	Jim Krebs (Sr.) (1st team - Consensus)
1959-60	Max Williams (Sr.)
1969-70	Gene Phillips (Jr.)
1970-71	Gene Phillips (Sr.)
1975-76	Ira Terrell (Sr.)
1984-85	Jon Koncak (Sr.) (2nd team - Consensus)
2002-03	Quinton Ross (Sr.)
2014-15	Nic Moore (Jr.) (AP Honorable Mention)
2015-16	Nic Moore (Sr.) (AP Honorable Mention)
2016-17	Semi Ojeleye (Jr.) (AP Honorable Mention)

SMU Conference Players Of The Year

Rick Herrscher: 1957-58
 Denny Holman: 1966-67
 Gene Phillips: 1968-69, 1969-70, 1970-71
 Ira Terrell: 1975-76
 Mike Wilson: 1992-93
 Jeryl Sasser: 1998-99
 Quinton Ross: 2002-03
 Nic Moore: 2014-15, 2015-16
 Semi Ojeleye: 2016-17
 Kendrick Davis: 2021-22

SMU Multi-Time All-Conference First-Team

Walter Allison (1926-27, 1927-28)
 Bill Skeeters (1929-30, 1930-31)
 J.D. Norton (1936-37, 1937-38)
 Billy Dewell (1936-37, 1937-38, 1938-39)
 Jack Brown (1949-50, 1950-51)
 Jim Krebs (1954-55, 1955-56, 1956-57)
 Bobby Mills (1955-56, 1956-57)
 Larry Showalter (1955-56, 1956-57)
 Rick Herrscher (1956-57, 1957-58)
 Max Williams (1958-59, 1959-60)
 Jan Loudermilk (1960-61, 1961-62)
 Carroll Hooser (1964-65, 1965-66)
 Charles Beasley (1965-66, 1966-67)
 Bill Voight (1967-68, 1968-69)
 Gene Phillips (1968-69, 1969-70, 1970-71)
 Ira Terrell (1972-73, 1973-74, 1974-75)
 Jon Koncak (1983-84, 1984-85)
 Jeryl Sasser (1998-99, 1999-00)
 Nic Moore (2013-14, 2014-15, 2015-16)
 Kendrick Davis (2020-21, 2021-22)



On Dec. 5, 2018, SMU named the Moody Coliseum court after David B. Miller, alumnus and current chair of the Board of Trustees. He was a three-year starter on the basketball team and a member of the 1971-72 Southwest Conference Co-Championship team. Throughout his lifetime, Mr. Miller and his wife, Carolyn Lacy Miller, have committed over \$100 million to SMU, including more than \$50 million to the Cox School of Business, \$20 million toward the expansion and renovation of Moody Coliseum and \$10 million to the ACC Competitiveness Campaign as a member of the First Week Society.

AAC HONORS: SMU leads The American in Players Of The Year (4) and is second in All-AAC honors (19)

AAC Players of the Year

4 - SMU (Nic Moore 2014-15, 2015-16; Semi Ojeleye 2016-17; Kenric Davis 2021-22)

2 - Cincinnati, Houston

1 - Connecticut, Florida Atlantic, Memphis, South Florida, Wichita State

All-AAC Honors

21 - Houston

20 - SMU

16 - Cincinnati

16 - Memphis

AAC CHAMPIONSHIPS: SMU has won two regular season titles and two tournament titles.

6 - Houston (4 Season, 2 Tournament)

5 - Cincinnati (3 Season, 2 Tournament)

4 - SMU (2 Season, 2 Tournament)

2 - Louisville (1 Season, 1 Tournament)

1 - Temple (Season), Tulsa (Season), Wichita State (Season), Memphis (Tournament), South Florida (Season), UAB (Tournament), UCONN (Tournament)

DAVID B. MILLER COURT: On Dec. 5, 2018, SMU named the Moody Coliseum court after David B. Miller, alumnus and current chair of the Board of Trustees. He was a three-year starter on the basketball team and a member of the 1971-72 Southwest Conference Co-Championship team. Throughout his lifetime, Mr. Miller and his wife, Carolyn Lacy Miller, have committed over \$100 million to SMU, including more than \$50 million to the Cox School of Business, \$20 million toward the expansion and renovation of Moody Coliseum and \$10 million to the ACC Competitiveness Campaign as a member of the First Week Society.



SMU fans set a Moody Coliseum attendance record of 7,518 at the 60-51 win vs No. 11 Cincinnati on Feb. 12, 2017.



Moody Coliseum hosted ESPN College GameDay on Feb. 14, 2015, prior to SMU's 73-55 win against defending national champion Connecticut.

2024-25 SEASON HONORS

Acrisure Holiday Invitational

MVP - Boopie Miller

ESPN.com - Top International Prospects

#4 Samet Yiğitoğlu



- SMU, a private university in Dallas, is a center for global research and teaching that serves approximately 7,000 undergraduates and 5,000 graduate students through eight degree-granting schools.
- SMU ranks in the top 20% of universities by U.S. News and World Report, with top 50 graduate programs in business (34), law (44) and education (48).
- SMU attracts high-achieving students from all 50 states and over 85 countries, with incoming first-year students averaging a 32 ACT score and a 3.7 GPA. Seven out of 10 first-year students receive scholarships or grants, and 75% graduate without debt.
- Within six months of graduation, 91% of graduate students and 86% of undergraduates are employed, enrolled in further education, pursuing military service, or volunteering. The median starting salary for undergraduates is \$70,000 and \$85,000 for graduates.
- Ninety-two percent of SMU student-athletes earn degrees, and 80% graduate with a GPA of 3.0 or higher. SMU's Life after Ball program supports their career readiness through networking, mentoring, and internships.
- Sophisticated high-performance computing and targeted goals are the hallmarks of SMU research which fosters interdisciplinary collaboration on earth hazards and national security; education and technology; data science and urban studies.
- SMU faculty members are elected to prestigious groups such as the National Academy of Sciences, National Academy of Engineering, National Academy of Education, and Arnold and Mabel Beckman Foundation Scholars. They are also fellows of organizations like the National Endowment for the Humanities, American Academy of Arts and Sciences, and John Simon Guggenheim Memorial Foundation, American Council of Learned Societies, National Humanities Center and Harvard Society of Fellows – Junior Fellows.
- SMU graduate students receive prestigious awards like the National Science Foundation Graduate Research Fellowship, National Science Foundation Doctoral Dissertation Research Improvement Grant, Boren Fellowship, and the Federal Highway Administration Dwight D. Eisenhower Transportation Fellowship. They also earn competitive dissertation and career advancement awards, including the Newcombe Doctoral Dissertation Fellowship, Louisville Institute Dissertation Fellowship, PEO Scholar Award, ACLS Emerging Voices and Leading Edge Fellowships.
- SMU undergraduates are regularly selected for competitive national awards, including 31 Goldwater Scholars, four Marshall Scholars, 15 Truman Scholars and two Schwarzman Scholars. In the last five years, 28 students were awarded Fulbright scholarships.



- Entrepreneurship opportunities abound at SMU – through academic majors and minors ranging from business and engineering to the arts – as well as academic centers offering mentoring, funding, competitions and support to students across various disciplines.
- SMU is home to the George W. Bush Presidential Center, Library, Museum, Foundation and Institute, attracting over 1.9 million visitors since opening in 2013.
- SMU is Dallas' university, located in a city that hosts 24 Fortune 500 companies.
- Dallas was named the No. 1 best sports business city by the Sports Business Journal in 2024, boasting of six professional sports clubs, collegiate athletics, annual premiere events and world class athletics' facilities.
- SMU Athletics has invested over \$250 million in facilities since 2013. The Garry Weber End Zone Complex at Ford Stadium, opening in fall 2024, features premium fan spaces and dynamic student-athlete facilities.
- SMU is the only NCAA FBS program in Dallas, with a record of 10 national championships, over 200 team conference championships, 100 individual national championships, 150 NCAA top-10 finishes, nearly 2,000 All-American honors and more than 150 Olympic appearances.
- SMU won a school-record eight championships in 2023-24 and is riding a surge of momentum heading into 2024-25, with all 17 programs reaching the postseason and 16 programs winning conference championships since 2013.
- SMU football has more wins than any Division I team in the state of Texas since 2019 and appeared in the AP Top 25 in four of the last five years. In the fall of 2023, the Mustangs won their first conference championship since 1984.
- In 2023-24, SMU finished as the No. 1 American Athletic Conference program and ranked 54th nationally in the final LEARFIELD Directors' Cup Division I Standings, ahead of six programs from the Big 12, five schools from the ACC, four teams from the Big Ten and three programs from the SEC.
- In the week after the ACC offered membership to SMU, the University raised \$100 million to support its move to the conference, and a total of \$159 million over the 2023-24 fiscal year. In preparation for its inaugural year in the ACC, SMU set a new season ticket sales record for Ford Stadium and is on pace to more than double year over year.



22
KEON
AMBROSE-HYLTON
F, 6-9, 220, SR-2L
Toronto, Ontario
Alabama / Andrews
Osborne Academy

2024-25 (Senior): Had 14 points, including 7-8 FTs, with 6 rebounds and 2 assists vs Prairie View A&M 11/18.

2023-24 (Senior): Played all 33 games (20 starts)... Averaged 6.9 points, 4.2 rebounds and 0.9 blocks... Shot an SMU season-record 64.1%... **GAME HIGHLIGHTS:** Had 6 points and a career-high 11 rebounds in win vs Tulane 2/1...Career-high 4 blocks with 6 points, 3 rebounds and 2 assists vs Temple 1/16...Opened AAC play with 8 points, 6 rebounds, 2 assists and 2 blocks vs Charlotte 1/2...Had 12 points (4-5 FG, 4-4 FT), 4 rebounds and a career-high 3 blocks with a steal and an assist vs Houston Christian 12/19... Career-high 19 points on 9-of-9 shooting vs Texas A&M-Commerce 12/3...10 points (5-7 FG) and 2 blocks in the win vs West Virginia 11/20... 8 points and a career-high 10 rebounds vs Lamar 11/9... **SMU SEASON RECORD:** FG% (64.1%, 1st).

Summer 2023 (SMU 3-0 in Spain): In three games, shot 56.3% from the field (9-16) while averaging 6.0 points and 3.3 rebounds.

2022-23 (Junior): Played all 32 games... averaged 3.4 points, 2.8 rebounds and 0.7 blocked shots... **GAME HIGHLIGHTS:** Started and had 8 points, hitting first 2 threes of his career, with 2 rebounds and 2 blocks in the win vs Temple 2/8...Had 11 points (5-6 FG), with 3 rebounds and 2 blocks in the win vs USF 1/29... In first career start, had 9 points (4-4 FG) and 4 rebounds at UCF 1/8... Added 7 points, 4 rebounds, a steal, a block and an assist in the AAC-opening win vs Tulsa 1/1...New career-high 16 points (7-8 FG) with 3 rebounds, 2 blocks and a steal in the win vs Iona 12/22... Had 6 points (3-3 FG), 5 rebounds and a blocked shot vs [24/25] TCU 12/10... New career high 6 rebounds in the win vs Evansville 11/19.

2024-25 GAME-BY-GAME STATISTICS

Opponent	Date	GS	Min	FG	FGA	Pct	3FG	FGA	Pct	FT	FTA	Pct	Off	Def	Tot	Avg	PF	FO	A	TO	Blk	Stl	Pts	Avg
TARLETON ST.	11/04/24		26	5	7	.714	0	1	.000	2	2	1.000	4	1	5	5.0	1	0	3	2	0	12	12.0	
FLORIDA A&M	11/07/24	*	21	5	7	.714	0	0	.000	0	0	.000	0	2	2	3.5	4	0	2	0	2	0	10	11.0
UNC GREENSBORO	11/11/24		17	0	0	.000	0	0	.000	0	0	.000	1	2	3	3.3	1	0	0	0	0	0	7.3	
at Butler	11/15/24		19	2	3	.667	0	0	.000	0	0	.000	1	1	2	3.0	1	0	0	0	0	1	4	6.5
PRAIRIE VIEW	11/18/24		21	3	8	.375	1	2	.500	7	8	.875	4	2	6	3.6	0	0	2	2	0	0	14	8.0
MISSISSIPPI ST.	11/22/24		18	2	5	.400	1	2	.500	0	0	.000	1	0	1	3.2	2	0	0	1	0	0	5	7.5
vs California Baptist	11/26/24		4	0	2	.000	0	1	.000	0	0	.000	0	2	2	3.0	0	0	0	0	0	0	0	6.4
vs Washington St.	11/27/24		2	0	0	.000	0	0	.000	0	2	.000	0	0	0	2.6	0	0	0	0	0	0	0	5.6
ALABAMA ST.	12/03/24		15	0	4	.000	0	1	.000	2	2	1.000	0	5	5	2.9	0	0	0	1	0	0	2	5.2
Totals		1	143	17	36	.472	2	7	.286	11	14	.786	11	15	26	2.9	9	0	4	7	4	1	47	5.2

Games played: 9
Minutes/game: 15.9
Points/game: 5.2
FG Pct: 47.2
3FG Pct: 28.6
FT Pct: 78.6

Rebounds/game: 2.9
Assists/game: 0.4
Turnovers/game: 0.8
Assist/turnover ratio: 0.6
Steals/game: 0.1
Blocks/game: 0.4

HIGHS	SEASON	CAREER	CONF. GAME	CONF. TOUR/POST
MINUTES	26, Tarleton St 11/4/24	31, ULM 11/26/23	26, ECU 3/6/24	21, vs Temple 3/14/24
FG	5, Tarleton St 11/4/24 5, Florida A&M 11/7/24	9, A&M-Commerce 12/3/23	5, USF 1/29/23 5, at Rice 2/7/24	1 (UA), vs Miss. St. 3/12/21 1 (UA), vs Maryland 3/22/21 1, vs Temple 3/14/24 1, at Indiana St 3/20/24
FGA	8, Prairie View A&M 11/18/24	9, A&M-Commerce 12/3/23	7, Charlotte 1/2/24	3, at Indiana St 3/20/24
3FG	1, Prairie View A&M 11/18/24 1, Mississippi St 11/22/24	2, Temple 2/8/23	2, Temple 2/8/23	1, at Indiana St 3/20/24
3FGA	2, Prairie View A&M 11/18/24 2, Mississippi St 11/22/24	2, Temple 2/8/23 2, Tulsa 1/20/24 2, at Wichita St 1/28/24 2, Prairie View A&M 11/18/24 2, Mississippi St 11/22/24	2, Temple 2/8/23 2, Tulsa 1/20/24 2, at Wichita St 1/28/24	1, at Indiana St 3/20/24
FT	7, Prairie View A&M 11/18/24	7, Prairie View A&M 11/18/24	4, Temple 1/16/24 4, ECU 3/6/24	2, vs Temple 3/14/24
FTA	8, Prairie View A&M 11/18/24	8, Prairie View A&M 11/18/24	6, ECU 3/6/24	3, vs Temple 3/14/24
REBOUNDS	6, Prairie View A&M 11/18/24	11, Tulane 2/1/24	11, Tulane 2/1/24	6, vs Temple 3/14/24
ASSISTS	2, Florida A&M 11/7/24 2, Prairie View A&M 11/18/24	3, New Mexico 11/15/22	2 (UA), at LSU 1/19/21 2, Charlotte 1/2/24 2, Temple 1/16/24 2, at [rvrv] USF 2/25/24	1, vs Temple 3/14/24 1, at Indiana St 3/20/24
BLOCKS	2, Tarleton St 11/4/24 2, Florida A&M 11/7/24	4, Temple 1/16/24	4, Temple 1/16/24	1, vs UCF 3/9/23
STEALS	1, at Butler 11/15/24	2, UAB 2/4/24 2, at Rice 2/7/24	2, UAB 2/4/24 2, at Rice 2/7/24	
POINTS	14, Prairie View A&M 11/18/24	19, A&M-Commerce 12/3/23	11, USF 1/29/23 11, at [rvrv] FAU 2/22/24	4, vs Temple 3/14/24

2020-22 (Fr. & So. at Alabama): Played 11 games, 4.6 minutes for NCAA tournament team... 5 points (2-2 FG) against Miami... SEC First Year Academic Honor Roll...

Freshman, played 18 games averaging 4.1 minutes with 1.2 points and 0.7 rebounds... 10-15 FGs (.667).... Team earned NCAA Tournament bid

Prep: A four-star prospect by ESPN, Rivals and 247Sports. Ranked by ESPN as the No. 58 overall player in the 2020 class and No. 14 at his position... Ranked by 247Sports.com as the No. 78 overall player in the nation and the No. 13 power forward... Rated No. 2 overall by North Pole Hoops in Canada's 2020 class... Competed in the FIBA World Cup for the Canadian National U-17 Team in 2017 and U-19 National Team in 2019. Basketball Without Borders Global Camp in February 2019. In Nike EYBL circuit, averaged 11.8 points, 6.2 rebounds, 1.3 assists and 1.0 blocks. Peach Jam Invitational, he averaged 20.2 points, 7.2 rebounds, 2.0 assists and 2.8 steals.

CAREER STATISTICS

Year	GP	GS	Min	Avg	FG	FGA	Pct	3FG	FGA	Pct	FT	FTA	Pct	Off	Def	Tot	Avg	PF	FO	Ast	TO	Blk	Stl	Pts	Avg
2020-21*	18	0	74	4.1	10	15	.667	0	0	.000	1	4	.250	3	10	13	0.7	9	0	2	3	1	1	21	1.2
2021-22*	11	0	51	4.6	5	11	.455	0	0	.000	1	3	.333	6	3	9	0.8	10	0	4	4	1	1	11	1.0
2022-23	32	3	460	14.4	46	70	.657	2	5	.400	14	27	.519	30	60	90	2.8	43	0	9	9	22	7	108	3.4
2023-24	33	20	632	19.2	98	153	.641	2	8	.250	31	62	.500	67	70	137	4.2	66	2	25	14	28	14	229	6.9
2024-25	9	1	143	15.9	17	36	.472	2	7	.286	11	14	.786	11	15	26	2.9	9	0	4	7	4	1	47	5.2
SMU	74	24	1235	16.7	161	259	.622	6	20	.300	56	103	.544	108	145	253	3.4	118	2	38	30	54	22	384	5.2
All*	103	24	1360	13.2	176	285	.618	6	20	.300	58	110	.527	117	158	275	2.7	137	2	44	37	56	24	416	4.0

* Statistics from prior team/school

KEON AMBROSE-HYLTON - 22

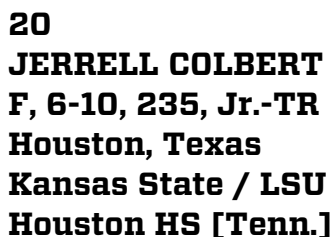
SMU Best Season FG Pct (55.0%+) (Since 1953-54)

Minimum 75 Field Goals Made

1	64.1	Keon Ambrose-Hylton (Sr.), 2023-24 (98-153)
2	63.7	Terry Williams (Sr.), 1986-87 (142-233)
3	62.1	Jon Koncak (Jr.), 1983-84 (211-340)
4	62.0	Terry Williams (Jr.), 1985-86 (150-242)
5	61.3	Ben Moore (Fr.), 2013-14 (84-137)
6	60.7	Larry Davis (Jr.), 1983-84 (219-361)
7	60.2	Sterling Brown (Jr.), 2015-16 (109-181)
8	59.2	Jon Koncak (Sr.), 1984-85 (219-370)
9	58.4	Tyreek Smith (Sr.), 2023-24 (104-178)
10	58.1	Terry Thomas (Sr.), 1987-88 (111-191)
11	57.7	Papa Dia (Sr.), 2010-11 (243-421)
12	57.6	Bamba Fall (Sr.), 2008-09 (99-172)
13	57.2	John Colborne (Jr.), 1988-89 (99-173)
	57.2	Ira Terrell (Fr.), 1972-73 (219-383)
15	56.6	Bamba Fall (Jr.), 2007-08 (124-219)
16	56.5	Larry Davis (Sr.), 1984-85 (177-313)
	56.5	Eric Castro (So.), 2002-03 (105-186)
18	56.4	Larry Davis (So.), 1982-83 (190-337)
19	56.3	Eric Castro (Sr.), 2004-05 (166-295)
20	56.0	Ben Moore (Sr.), 2016-17 (159-284)
21	55.7	Feron Hunt (So.), 2019-20 (132-237)
22	55.6	Jordan Tolbert (Sr.), 2015-16 (133-239)
23	55.1	Ira Terrell (Sr.), 1975-76 (274-497)
24	55.0	Glenn Puddy (Sr.), 1988-89 (144-262)
	55.0	Yanick Moreira (Sr.), 2014-15 (144-262)

SMU Best Season FG% in AAC Games (55.0%+) (Min. 30 FGM)

1	67.4	Keon Ambrose-Hylton (Jr.), 2022-23 (31-46)
2	62.1	Ben Moore (Fr.), 2013-14 (41-66)
3	59.5	Cannen Cunningham (Sr.), 2014-15 (47-79)
4	59.0	Ben Moore (Sr.), 2016-17 (92-156)
5	58.7	Tyreek Smith (Sr.), 2023-24 (61-104)
6	56.9	Cannen Cunningham (Jr.), 2013-14 (33-58)
7	56.7	Markus Kennedy (Jr.), 2014-15 (85-150)
8	56.1	Sterling Brown (Jr.), 2015-16 (69-123)
9	56.1	Keon Ambrose-Hylton (Sr.), 2023-24 (46-82)
10	55.6	Markus Kennedy (Sr.), 2013-14 (95-171)
	55.6	Feron Hunt (Jr.), 2020-21 (50-90)
12	55.4	Efe Odigie (Sr.), 2022-23 (92-166)
13	55.3	Sterling Brown (So.), 2014-15 (42-76)



Prep: Rated as a consensus Top 150 prospect out of Houston High School in Germantown, Tenn., where he played his senior season in 2020-21... Also ranked as 4-star recruit by Rivals... Rated as the No. 134 national prospect by 247Sports, along with the 20th-best center and the third-best player in the state of Tennessee... Helped lead Houston High School to their first-ever Class 3A State Championship in 2020-21 while

Personal: Parents are Michael and Bernice Colbert... Has an older brother, Terrell... Grew to 6-feet by the sixth grade and was 6-foot-7 by his freshman year of high school... Dunked for the first time in the seventh grade while playing against freshmen... Held 17 high-major offers out of high school, including Arkansas, Baylor, Cal, Houston, Memphis, TCU, Texas, Texas A&M, Texas Tech, Virginia Tech and Wake Forest, before selecting LSU.

Rebounds/game: 2.7
Assists/game: 0.2
Turnovers/game: 0.6
Assist/turnover ratio: 0.4
Steals/game: 0.4
Blocks/game: 1.3

* Statistics from prior team/school



33
MATT CROSS
F, 6-7, 230, Sr.-TR
Beverly, Mass.
UMass / Louisville /
Miami (FL)
Brewster Academy [NH]

2024-25 (Senior): Had 12 points and 10 rebounds vs Alabama State 12/3... Added 7 points and a team-high 10 rebounds in the Acrisure Holiday Invitational Championship vs Washington State 11/27... Had 12 points, 9 rebounds and 4 assists vs Mississippi St 11/22... Double-double of 17 points and 12 rebounds vs Prairie View A&M 11/18.

2023-24 (Senior at UMass): NABC All-District Selection... Atlantic 10 First-Team Selection... Averaged 15.3 points, 8.3 rebounds, 3.0 assists, 1.5 steals... Hit 54.0% field goals, 32.9% threes, and 79.8% free throws... Tallied his fourth and fifth double-doubles of the season in a three-game span against Richmond (16 pt / 13 reb) and VCU (18 pt / 12 reb)... Recorded 18 points & 14 rebounds at Dayton (1/7/24)... Tied program record with eight steals vs. Siena (12/30/23)... Set a new career-high 31 points vs CCSU (11/22/23) shooting 11-of-13 from the field and a perfect 3-of-3 from three-point range... Had a 16-point and 16-rebound performance vs. Harvard (11/17/23).

2022-23 (Junior at UMass): Started 23 games and appeared in 25 for the Minutemen... Led the squad in rebounding with 6.3 boards per game to go along with 12.2 points per contest... Reached double figures in scoring in 16 games, including eight start from 1/11-2/11... Recorded a career-high 14 rebounds in win over Murray State (11/18) at the Myrtle Beach Invitational... Named to the Myrtle Beach Invitational All-Tournament Team... Earned the HOF Invitational MVP after finishing with 12 points, nine rebounds, two steals and two blocks in a win over Hofstra (12/11)... Finished with 19 points and 13 rebounds against North Texas (12/17)... Became the first Minuteman since 2020 to record consecutive double-doubles... Scored 15 points with 10 rebounds at VCU (1/17)... Finished with 14 points and 10 boards at Saint Joseph's (1/21)... Scored a career-high 28 points against Davidson (1/25) on 10-of-15 from the field and 7-of-8 from the line.

2024-25 GAME-BY-GAME STATISTICS

Opponent	Date	GS	Min	FG	FGA	Pct	3FG	FGA	Pct	FT	FTA	Pct	Off	Def	Tot	Avg	PF	FO	A	TO	Blk	Stl	Pts	Avg
TARLETON ST.	11/04/24	*	1	0	1	.000	0	0	.000	0	0	.000	0	0	0	0.0	0	0	0	0	0	0	0	0.0
FLORIDA A&M	11/07/24		DNP																					
UNC GREENSBORO	11/11/24		20	3	5	.600	1	2	.500	1	2	.500	2	3	5	2.5	0	0	0	0	0	0	8	4.0
at Butler	11/15/24		22	1	6	.167	0	3	.000	2	2	1.000	1	5	6	3.7	3	0	1	2	0	1	4	4.0
PRAIRIE VIEW	11/18/24		27	6	8	.750	2	4	.500	3	4	.750	3	9	12	5.8	3	0	2	1	0	2	17	7.3
MISSISSIPPI ST.	11/22/24	*	31	3	6	.500	2	5	.400	4	6	.667	2	7	9	6.4	1	0	4	0	1	0	12	8.2
vs California Baptist	11/26/24	*	31	3	4	.750	1	1	1.000	0	0	.000	2	6	8	6.7	1	0	1	0	2	2	7	8.0
vs Washington St.	11/27/24	*	37	3	9	.333	0	2	.000	1	1	1.000	7	3	10	7.1	2	0	2	2	0	2	7	7.9
ALABAMA ST.	12/03/24	*	26	4	7	.571	2	5	.400	2	2	1.000	2	8	10	7.5	1	0	0	2	0	1	12	8.4

Games played: 8
Minutes/game: 24.4
Points/game: 8.4
FG Pct: 50.0
3FG Pct: 36.4
FT Pct: 76.5

Rebounds/game: 7.5
Assists/game: 1.3
Turnovers/game: 0.9
Assist/turnover ratio: 1.4
Steals/game: 1.0
Blocks/game: 0.4

HIGHS	SEASON	CAREER	CONF. GAME	CONF. TOUR/POST
MINUTES	37, vs Wash. St 11/27/24	39, (UL), N. Carolina 1/2/22	39, (UL), N. Carolina 1/2/22	37 (Ma.), VCU 3/14/24
FG	6, Prairie View A&M 11/18/24	11 (Ma.), C. Conn. St. 11/22/23	10 (Ma.), Davidson 2/4/24	2 (Ma.), VCU 3/14/24
FGA	9, vs Wash. St 11/27/24	16 (Ma.), vs Murray St 11/18/22	15 (Ma.), Davidson 2/4/24	9 (Ma.), VCU 3/14/24
			15 (Ma.), at VCU 1/17/23	
3FG	2, 3 times	4 (UM), at Va. Tech 12/29/2020	4 (UM), at Va. Tech 12/29/2020	1 (Ma.), Richmond 3/7/23
		4 (UM), Louisville 1/16/21	4 (UM), Louisville 1/16/21	1 (Ma.), VCU 3/14/24
3FGA	5, Mississippi St 11/22/24 5, Alabama St 12/3/24	9 (Ma.), Georgia Tech 12/21/23	8 (UM), at Florida St 1/8/22	5 (Ma.), VCU 3/14/24
FT	4, Mississippi St 11/22/24	12 (Ma.), Rhode Island 1/14/23	12 (Ma.), Rhode Island 1/14/23	2 (Ma.), VCU 3/14/24
FTA	6, Mississippi St 11/22/24	14 (Ma.), Rhode Island 1/14/23	14 (Ma.), Rhode Island 1/14/23	2 (Ma.), VCU 3/14/24
REBOUNDS	12, Prairie View A&M 11/18/24	16 (Ma.), Harvard 11/17/23	15, (UL), N. Carolina 1/2/22	8 (Ma.), Richmond 3/7/23
				8 (Ma.), VCU 3/14/24
ASSISTS	4, Mississippi St 11/22/24	7 (UM), Clemson 1/2/21	7 (UM), Clemson 1/2/21	5 (Ma.), VCU 3/14/24
BLOCKS	1, Mississippi St 11/22/24	2, 8 times	2, 3 times	1 (Ma.), Richmond 3/7/23
STEALS	2, 3 times	8 (Ma.), Siena 12/30/23	4 (Ma.), at VCU 1/17/2023	1 (Ma.), Richmond 3/7/23
			4 (Ma.), at Saint Joseph's 1/21/23	
POINTS	17, Prairie View A&M 11/18/24	31 (Ma.), C. Conn. St. 11/22/23	28 (Ma.), Davidson 2/4/24	7 (Ma.), VCU 3/14/24
DOUBLE-DOUBLES				
1 - (UL), North Carolina 2/1/11 (13 pts, 15 rebs)			2 - (UM), vs Murray St 11/18/22 (15 pts, 14 rebs)	
3 - (UM), vs North Texas (19 pts, 13 rebs)			4 - (UM), at VCU 1/17/23 (15 pts, 10 rebs)	
5 - (UM), at Saint Joseph's 1/21/23 (14 pts, 10 rebs)			6 - (UM), Harvard 11/17/23 (16 pts, 16 rebs)	
7 - (UM), West Virginia 12/16/23 (13 pts, 13 rebs)			8 - (UM), at Dayton 1/7/24 (18 pts, 14 rebs)	
9 - (UM), at Richmond 2/14/24 (16 pts, 13 rebs)			10 - (UM), VCU 2/20/24 (18 pts, 12 rebs)	
11 - Prairie View A&M 11/18/24 (17 pts, 12 rebs)			12 - Alabama State 12/3/24 (12 pts, 10 rebs)	

2021-22 (Sophomore at Louisville): Started nine games... Posted nine double figure scoring games with the Cardinals on his way to averaging 5.8 points and 3.9 rebounds per game... Recorded first career double-double against North Carolina with 13 points and a career-high 15 rebounds.

2020-21 (Freshman at Miami): Appeared in 14 games with nine starts for the Hurricanes... Averaged nearly seven points while shooting 40-percent from 3-point range as a freshman... Poured in a season-high 16 points against both Louisville and No. 24 Virginia Tech.

Prep: Averaged 18.6 points, 10 rebounds, and three assists per game in final year at Brewster Academy... Ranked among the top-100 players in the 2020 recruiting class... Tabbed the No. 86 recruit in ESPN 100... Ranked No. 93 in 247Sports and No. 99 in Rivals.com.

CAREER STATISTICS

Year	GP	GS	Min	Avg	FG	FGA	Pct	3FG	FGA	Pct	FT	FTA	Pct	Off	Def	Tot	Avg	PF	FO	Ast	TO	Blk	Stl	Pts	Avg
2020-21*	14	9	370	26.4	35	78	.449	20	50	.400	7	8	.875	15	34	49	3.5	22	0	20	21	7	11	97	6.9
2021-22*	28	9	537	19.2	56	146	.384	25	88	.284	25	36	.694	35	73	108	3.9	56	0	13	33	14	17	162	5.8
2022-23*	25	23	671	26.8	102	254	.402	26	74	.351	74	93	.796	58	99	157	6.3	48	1	44	54	14	37	304	12.2
2023-24*	28	27	845	30.2	149	276	.540	26	79	.329	103	129	.798	69	162	231	8.3	60	0	85	68	9	41	427	15.3
2024-25	8	5	195	24.4	23	46	.500	8	22	.364	13	17	.765	19	41	60	7.5	11	0	10	7	3	8	67	8.4
All*	103	73	2618	25.4	365	800	.456	105	313	.335	222	283	.784	196	409	605	5.9	197	1	172	183	47	114	1057	10.3

* Statistics from prior team/school



**O
B.J.
EDWARDS
G, 6-3, 185, JR-1L
Knoxville, Tennessee
Tennessee
Knoxville Catholic HS**

2024-25 (Junior): Career-high 17 points with 4 assists and 3 steals in Acrisure Holiday Invitational semifinal vs Cal Baptist 11/26... Career-high 17 points, career-high tying 5 steals, 7 rebounds vs UNC Greensboro 11/11... Had 13 points (5-7 FGs), 7 rebounds and 3 steals vs FAMU 11/7... Career-high 13 points with 6 rebounds, 4 steals and 3 assists in season-opening win vs Tarleton State 11/4.

2023-24 (Sophomore): Played all 33 games (30 starts)... Averaged 3.7 points, 3.1 rebounds and 2.9 assists with a 2.43 assist-to-turnover ratio... **GAME HIGHLIGHTS:** Career-high 10 points with 6 assists and 3 steals in win vs Temple 1/16... Added 6 points (2-2 FG, 2-2 FT), 3 rebounds, 2 assists and a steal in the win at ECU 1/13... Had 8 points, 9 rebounds, 9 assists and 5 steals in the win vs Western Illinois 11/8.

Summer 2023 (SMU 3-0 in Spain): In three games, he averaged a team-best 6.0 assists with 5.3 points and 6.0 rebounds and a 3.0 assist-to-turnover ratio... nearly had a triple-double in the win in Valencia (10 points, 10 rebounds, 8 assists). **2022-23 (Freshman at Tennessee):** Played 14 games... team made the NCAA Sweet 16. **Prep:** Graduated from Knoxville Catholic HS, coached by Michael Hutchens... In 4 years, played in 116 games, scored 2,240 total points and averaged 19.3 points, 7.1 rebounds, 5.0 assists and 2.5 steals while shooting 52% FGs and 33% 3FGs (161 of 494)... Consensus four-star prospect was rated as the nation's No. 71 overall prospect in the Class of 2022 by Rivals.com... Mr. Basketball finalist as a senior in 2021-22, was named to the Tennessee Sports Writers Association Division II-AA All-State Team after winning Division II-AA State championship game... Averaged 20.3 points, 7.9 rebounds, 5.3 assists and 3.2 steals per game as a senior... In 2022 state semifinals, had 23 points (18 in second half), 13 rebounds and 5 assists to propel Catholic past unbeaten Brentwood

2024-25 GAME-BY-GAME STATISTICS

Opponent	Date	GS	Min	FG	FGA	Pct	3FG	FGA	Pct	FT	FTA	Pct	Off	Def	Tot	Avg	PF	FO	A	TO	Blk	Stl	Pts	Avg	
TARLETON ST.	11/04/24	*	29	4	8	.500	2	3	.667	3	5	.600	2	4	6	6.0	0	0	3	2	1	4	13	13.0	
FLORIDA A&M	11/07/24	*	26	5	7	.714	1	2	.500	2	3	.667	3	4	7	6.5	0	0	6	2	0	3	13	13.0	
UNC GREENSBORO	11/11/24	*	33	6	12	.500	2	5	.400	3	4	.750	2	5	7	6.7	1	0	1	2	1	5	17	14.3	
at Butler	11/15/24	*	18	0	4	.000	0	1	.000	1	2	.500	0	4	4	6.0	2	0	2	0	0	1	1	11.0	
PRAIRIE VIEW	11/18/24	*	19	2	7	.286	0	3	.000	0	0	.000	2	2	4	5.6	1	0	4	2	1	1	4	9.6	
MISSISSIPPI ST.	11/22/24	*	29	3	5	.600	2	4	.500	2	2	1.000	0	2	2	5.0	1	0	2	5	0	1	10	9.7	
vs California Baptist	11/26/24	*	33	7	10	.700	1	4	.250	2	2	1.000	0	1	1	4.4	1	0	4	0	0	3	17	10.7	
vs Washington St.	11/27/24	*	25	5	13	.385	1	3	.333	2	2	1.000	2	3	5	4.5	0	0	3	1	0	0	13	11.0	
ALABAMA ST.	12/03/24	*	25	5	8	.625	0	1	.000	1	2	.500	0	2	2	4.2	1	0	5	0	0	2	11	11.0	
Totals			9	237	37	.74	.500	9	26	.346	16	22	.727	11	27	38	4.2	7	0	30	14	3	20	99	11.0

Games played: 9
Minutes/game: 26.3
Points/game: 11.0
FG Pct: 50.0
2024-25 9 9 237 26.3 37 74 .500 9 26 .346 16 22 .727
3FG Pct: 34.6
FT Pct: 72.7

Rebounds/game: 4.2
Assists/game: 3.3
Turnovers/game: 1.6
Assist/turnover ratio: 2.1
Steals/game: 2.2
Blocks/game: 0.3


HIGHS	SEASON	CAREER	CONF. GAME	CONF. TOUR/POST
MINUTES	33, UNCG 11/11/24 33, vs Cal Baptist 11/26/24	33, UNCG 11/11/24 33, vs Cal Baptist 11/26/24	23, Charlotte 1/2/23 23, [rv/-] Memphis 2/18/24	22, at Indiana St 3/20/24
FG	7, vs Cal Baptist 11/26/24	7, vs Cal Baptist 11/26/24	4, Temple 1/16/24	1, vs Temple 3/14/24 1, at Indiana St 3/20/24
FGA	13, vs Wash. St 11/27/24	13, vs Wash. St 11/27/24	7, at 15/15 Memphis 1/7/24	4, at Indiana St 3/20/24
3FG	2, Tarleton St 11/4/24 2, UNCG 11/11/24 2, Mississippi St 11/22/24	2, Tarleton St 11/4/24 2, UNCG 11/11/24 2, Mississippi St 11/22/24	1, 5 times	1, vs Temple 3/14/24
3FGA	5, UNCG 11/11/24	5, UNCG 11/11/24	4, at 15/15 Memphis 1/7/24	1, vs Temple 3/14/24 1, at Indiana St 3/20/24
FT	3, Tarleton St 11/4/24 3, UNCG 11/11/24	3, Tulsa 1/20/24 3, Tarleton St 11/4/24 3, UNCG 11/11/24	3, Tulsa 1/20/24	2, at Indiana St 3/20/24
FTA	5, Tarleton St 11/4/24	5, Tulsa 1/20/24 5, Tarleton St 11/4/24	5, Tulsa 1/20/24	2, at Indiana St 3/20/24
REBOUNDS	7, Florida A&M 11/7/24 7, UNCG 11/11/24	9, W. Illinois 11/8/23	5, [rv/-] Memphis 2/18/24 5, ECU 3/6/24	6, vs Temple 3/14/24 6, at Indiana St 3/20/24
ASSISTS	6, Florida A&M 11/7/24	9, W. Illinois 11/8/23	6, Temple 1/16/24 6, Tulsa 1/20/24	3, vs Temple 3/14/24
BLOCKS	1, 3 times	1, 8 times	1, North Texas 2/11/24	
STEALS	5, UNCG 11/11/24	5, W. Illinois 11/8/23 5, UNCG 11/11/24	3, Temple 1/16/24 3, North Texas 2/11/24	1, vs Temple 3/14/24
POINTS	17, UNCG 11/11/24 17, vs Cal Baptist 11/26/24	17, UNCG 11/11/24	10, Temple 1/16/24	4, at Indiana St 3/20/24

Academy... Junior season in 2020-21, he led Catholic to a 21-4 record and state semifinal appearance, averaging 19.9 points, 7.0 rebounds and 5.1 assists... Named the 2021 TSSAA Division II-AA Mr. Basketball; also named 2020-21 MaxPreps Tennessee High School Basketball Player of the Year... Sophomore in 2019-20, won the Division II-AA state championship—the school's first ever state title... In the 2020 state championship game, he scored 14 points to lead Catholic past Briarcrest Christian... 2019-20 campaign, he averaged 19.5 points, 7.4 rebounds and 5.8 assists per game and was named a finalist for 2020 Division II-AA Mr. Basketball... Also led team in scoring and assists as a freshman and sophomore at Catholic... Played AAU with the BMaze Elite program, founded by former Tennessee point guard Bobby Maze (2008-10).

CAREER STATISTICS

Year	GP	GS	Min	Avg	FG	FGA	Pct	3FG	FGA	Pct	FT	FTA	Pct	Off	Def	Tot	Avg	PF	FO	Ast	TO	Blk	Stl	Pts	Avg
2022-23*	14	0	60	4.3	6	12	.500	2	5	.400	3	4	.750	2	6	8	0.6	1	0	6	5	1	1	17	1.2
2023-24	33	30	610	18.5	49	114	.430	10	26	.385	14	19	.737	36	67	103	3.1	35	0	97	40	4	32	122	3.7
2024-25	9	9	237	26.3	37	74	.500	9	26	.346	16	22	.727	11	27	38	4.2	7	0	30	14	3	20	99	11.0
SMU	42	39	847	20.2	86	188	.457	19	52	.365	30	41	.732	47	94	141	3.4	42	0	127	54	7	52	221	5.3
All*	56	39	907	16.2	92	200	.460	21	57	.368	33	45	.733	49	100	149	2.7	43	0	133	59	8	53	238	4.3

* Statistics from prior team/school



2022-23 (Freshman at Long Beach State): Made a major impact in his first active year with the team, playing in all 33 games and starting 25 on the wing ... Averaged 8.6 points and 3.1 rebounds ... **GAME HIGHLIGHTS:** Made first start against Oakland at Baha Mar Hoops, scoring 12 points in a 78-70 win ... Hit double-figures at USC ... Scored 12 points on the road at CSUN, hist first double-figure performance in league play ... Scored 15 points with three steals after rejoining the starting lineup against Cal Poly ... Scored the game-winner in a triple OT thriller at UC San Diego, part of a then career-high 17 points in 49 minutes played ... Matched a season high with seven rebounds to go with seven points and three blocks at Cal State Fullerton ... Scored a then-career-high 20 points against Hawai'i, the first of six straight double-figure games to end the season ... Scored 18 points in the regular-season finale at UC Davis ... Scored 14 points against Cal Poly in the Big West Tournament ... An Academic All-Big West selection.


PREP: A two-sport athlete at Hoover High School, competing in football as well as in bas-

Games played: 5
Minutes/game: 9.8
Points/game: 3.0
FG Pct: 60.0
3FG Pct: 66.7
FT Pct: 33.3

Rebounds/game: 1.8
Assists/game: 0.4
Turnovers/game: 0.4
Assist/turnover ratio: 1.0
Blocks/game: 0.2

ketball ... Averaged 24 points and 8 rebounds per game as a senior ... Earned all-league honors while leading the Patriots to a league championship ... As a junior, helped lead Hoover to the Central Section championship game as well as the Division IV state tournament.

CAREER STATISTICS																									
Year	GP	GS	Min	Avg	FG	FGA	Pct	3FG	FGA	Pct	FT	FTA	Pct	Off	Def	Tot	Avg	PF	FO	Ast	TO	Blk	Stl	Pts	Avg
2022-23*	33	25	862	26.1	109	194	.562	12	29	.414	53	78	.679	35	66	101	3.1	45	2	36	31	15	24	283	8.6
2023-24*	36	17	1010	28.1	145	272	.533	11	32	.344	80	111	.721	44	105	149	4.1	48	1	53	54	18	25	381	10.6
2024-25	5	0	49	9.8	6	10	.600	2	3	.667	1	3	.333	0	9	9	1.8	2	0	2	2	1	0	15	3.0
All*	74	42	1921	26.0	260	476	.546	25	64	.391	134	192	.698	79	180	259	3.5	95	3	91	87	34	49	679	9.2
* Statistics from prior team/school																									



5
TIBET GÖRENER
F, 6-9, 205, Sr.-TR
Istanbul, Türkiye
San Jose St / Arizona
Orange Lutheran HS
[Calif.]

2023-24 (Senior at San Jose State): Started all 32 games... Averaged 11.4 points and 3.9 rebounds... Hit 33.9% on threes... totaled 25 assists, 15 steals and 11 blocks. ... **GAME HIGHLIGHTS:** Scored 26 points to lead the Spartans in a win over Bethesda (11/9)... Scored 14 or more points in all three games at the U.S. Virgin Islands Paradise Jam... Recorded 17 points and nine rebounds against Cal Poly (11/29)... Registered 16 points on 5-9 shooting performance at Wyoming (1/2)... Knocked down four 3-pointers and collected 16 points versus San Diego State (1/9)... Recorded a career-high 32 points at Fresno State (1/16)... Became the Spartans' all-time leader in career 3-pointers with 162 when the Spartans played Fresno State at home (2/6)

2022-23 (Junior at San Jose State): Key reserve off the bench who played in 34 games... Averaged 6.3 points, 2.1 rebounds and 0.6 assists per game... Third on the team in 3-point field goals made with 54... Eight games in double-figure points.

2021-22 (Sophomore at San Jose State): Started in 23-of-30 games, averaging 27 minutes... Shot 32% from three.

2020-21 (Freshman at Arizona): Finished the year with nine points in eight appearances off the bench.

International: Played for the Turkish National Team in both the 2018 FIBA U16A European Championships and 2021 FIBA U19 World Cup... At the European Championships in 2018, he helped Turkey to a third-place finish after averaging a team-high 14.4 points per game... Shot nearly 40 percent from beyond the arc during the tournament... At the 2021 U19 World Cup, he once again was one of Turkey's top players, leading the team with 26.3 minutes per contest and finishing second with 10.3 points in seven games.

2024-25 GAME-BY-GAME STATISTICS

Opponent	Date	GS	Min	FG	FGA	Pct	3FG	FGA	Pct	FT	FTA	Pct	Off	Def	Tot	Avg	PF	FO	A	TO	Blk	Stl	Pts	Avg	
TARLETON ST.	11/04/24		17	0	4	.000	0	3	.000	0	0	.000	1	1	2	2.0	4	0	1	0	0	1	0	0.0	
FLORIDA A&M	11/07/24		18	3	6	.500	2	4	.500	0	0	.000	1	2	3	2.5	1	0	0	0	0	0	8	4.0	
UNC GREENSBORO	11/11/24		11	0	0	.000	0	0	.000	2	2	1.000	0	1	1	2.0	0	0	0	0	0	0	2	3.3	
at Butler	11/15/24		3	0	1	.000	0	1	.000	0	0	.000	0	0	0	1.5	0	0	0	1	0	0	0	2.5	
PRAIRIE VIEW	11/18/24		20	3	7	.429	1	4	.250	0	0	.000	1	0	1	1.4	2	0	1	0	0	1	7	3.4	
MISSISSIPPI ST.	11/22/24		0	0	0	.000	0	0	.000	0	0	.000	0	0	0	1.2	0	0	0	0	0	0	0	2.8	
vs California Baptist	11/26/24		5	0	0	.000	0	0	.000	0	0	.000	1	1	2	1.3	0	0	0	2	0	0	0	2.4	
vs Washington St.	11/27/24	DNP																							
ALABAMA ST.	12/03/24		14	1	3	.333	1	3	.333	0	0	.000	0	2	2	1.4	2	0	0	0	0	1	3	2.5	
Totals			0	88	7	21	.333	4	15	.267	2	2	1.000	4	7	11	1.4	9	0	2	3	0	3	20	2.5

Games played: 8
Minutes/game: 11.0
Points/game: 2.5
FG Pct: 33.3
3FG Pct: 26.7
FT Pct: 100.0

Rebounds/game: 1.4
Assists/game: 0.3
Turnovers/game: 0.4
Assist/turnover ratio: 0.7
Steals/game: 0.4

HIGHS	SEASON	CAREER	CONF. GAME	CONF. TOUR/POST
MINUTES	20, Prairie View A&M 11/18/24	41 (SJ), at N.D. St 12/4/23	40 (SJ), New Mexico 2/20/22	36 (SJ), v Colo. St. 3/13/24
FG	3, Florida A&M 11/7/24 3, Prairie View A&M 11/18/24	12 (SJ), at Fresno St. 1/16/24	12 (SJ), at Fresno St. 1/16/24	5 (SJ), San Diego St 3/10/23
FGA	7, Prairie View A&M 11/18/24	17 (SJ), at Fresno St. 1/16/24	17 (SJ), at Fresno St. 1/16/24	10 (SJ), San Diego St 3/10/23
3FG	2, Florida A&M 11/7/24	7 (SJ), at Fresno St. 1/16/24	7 (SJ), at Fresno St. 1/16/24	3 (SJ), San Diego St 3/10/23 3 (SJ), at Radford 3/20/23
3FGA	4, Florida A&M 11/7/24 4, Prairie View A&M 11/18/24	12 (SJ), at Nevada 2/21/23	12 (SJ), at Nevada 2/21/23	8 (SJ), San Diego St 3/10/23
FT	2, UNCG 11/11/24	6 (SJ), UC Irvine 11/7/23	4 (SJ), at San Diego St 2/25/22 4 (SJ), at UNLV 3/2/24	2 (SJ), San Diego St 3/10/23
FTA	2, UNCG 11/11/24	6 (SJ), UC Irvine 11/7/23 6 (SJ), at Cal Poly 11/29/23	5 (SJ), at San Diego St 2/25/22 5 (SJ), vs San Diego St 1/9/24 5 (SJ), at UNLV 3/2/24	8 (SJ), San Diego St 3/10/23
REBOUNDS	3, Florida A&M 11/7/24	9 (SJ), Bethesda (CA) 1/8/22 9 (SJ), at Wyoming 1/19/22 9 (SJ), Bethesda (CA) 11/9/23 9 (SJ), at Cal Poly 11/29/23	9 (SJ), at Wyoming 1/19/22	3 (SJ), v Fresno St 3/9/22 3 (SJ), at So. Ind. 3/18/23 3 (SJ), at Radford 3/20/23 3 (SJ), v Colo. St. 3/13/24
ASSISTS	1, Tarleton St 11/4/24 1, Prairie View A&M 11/18/24	3 (SJ), No. Colo. 11/23/21 3 (SJ), at Portland 12/17/21 3 (SJ), Ga. Southern 11/8/22 3 (SJ), Fresno St. 2/6/24	3 (SJ), Fresno St. 2/6/24	1 (SJ), v Colo. St. 3/13/24
BLOCKS		2 (SJ), at Portland 12/17/21 2 (SJ), at Colo. St. 12/31/22 2 (SJ), at N.D. St. 12/4/23 2 (SJ), Utah St. 3/6/24	2 (SJ), at Colo. St. 12/31/22 2 (SJ), Utah St. 3/6/24	1 (SJ), at So. Ind. 3/18/23
STEALS	1, Tarleton St 11/4/24 1, Prairie View A&M 11/18/24 1, Alabama St 12/3/24	2 (SJ), at Fresno St. 1/11/22 2 (SJ), Colo. St. 1/15/22 2 (SJ), Oakland 11/26/22 2 (SJ), Colo. St. 2/28/23 2 (SJ), ACU 11/17/23	2 (SJ), at Fresno St. 1/11/22 2 (SJ), Colo. St. 1/15/22 2 (SJ), Colo. St. 2/28/23	1 (SJ), at So. Ind. 3/18/23
POINTS	8, Florida A&M 11/7/24	32 (SJ), at Fresno St. 1/16/24	32 (SJ), at Fresno St. 1/16/24	15 (SJ), San Diego St 3/10/23

Prep: Was a four-star prospect and rated as the No. 142 player overall by 247 Sports as a senior at Orange Lutheran High... First came to the United States from Turkey prior to his junior season and played one year at Monteverde Academy in Florida before moving to California.

Personal: Says his hidden talent is cooking... Favorite NBA player growing up was Kobe Bryant.

CAREER STATISTICS

Year	GP	GS	Min	Avg	FG	FGA	Pct	3FG	FGA	Pct	FT	FTA	Pct	Off	Def	Tot	Avg	PF	FO	Ast	TO	Blk	Stl	Pts	Avg
2020-21*	8	0	30	3.8	3	9	.333	3	9	.333	0	0	.000	0	6	6	0.8	4	0	1	3	0	0	9	1.1
2021-22*	30	23	810	27.0	78	221	.353	54	171	.316	18	29	.621	10	86	96	3.2	48	0	26	26	4	14	228	7.6
2022-23*	34	0	692	20.4	74	210	.352	54	163	.331	12	20	.600	16	56	72	2.1	41	0	20	20	7	11	214	6.3
2023-24*	32	32	1070	33.4	128	324	.395	63	186	.339	46	63	.730	36	90	126	3.9	56	0	25	36	11	15	365	11.4
2024-25	8	0	88	11.0	7	21	.333	4	15	.267	2	2	1.000	4	7	11	1.4	9	0	2	3	0	3	20	2.5
All*	112	55	2690	24.0	290	785	.369	178	544	.327	78	114	.684	66	245	311	2.8	158	0	74	88	22	43	836	7.5

* Statistics from prior team/school



3
CHUCK
HARRIS
G, 6-4, 190, SR-1L
Ashburn, Virginia
Butler
Gonzaga College HS (D.C.)

2024-25 (Senior): Added 14 points, 5 rebounds and 2 blocks in Acrisure Holiday Invitational Championship vs Washington State 11/27... Team-high 21 points (4-5 3FG) with 3 steals, 3 rebounds and 2 assists at Butler 11/15.

2023-24 (Senior): Played/started 32 of 33 games... 13.4 pts, 3.4 asts (9th AAC), 3.2 rebs, 40.7% 3FGs (5th AAC), 81.8% FTs... 1.77 assist-to-turnover ratio (8th AAC)... **GAME HIGHLIGHTS:** 19 pts (7-13 FG, 3-4 3FG, 2-2 FT), 4 rebs, 4 asts, 2 stls in NIT at Indiana St 3/20... Had 25 points (5-6 3FGs), 6 assists and 4 rebounds in win at Tulane 2/15... Had 18 pts, career-high 10 asts, 6 rebs, first dbl-dbl vs Tulsa 1/20... Had 18 pts, 3 asts, 2 sts vs Temple 1/16...Game-high 24 pts (9-15 FG, 5-10 3FG), 6 rebs, 4 asts at Florida St 12/16... 17 pts, 6 rebs, 2 asts at Arizona St 12/6... Team-high 21 pts (8-17 FG, 5-7 3FG), 2 asts vs [13/15] Texas A&M 11/14... Team-high 18 pts, reached 1,000 for career vs Lamar 11/9... **HONORS:** AAC Weekly Honor Roll (D18). **Summer 2023 (SMU 3-0 in Spain):** In 3 games, 11.0 pts, 2.0 asts, 5-6 FTs... Had 15 pts, 6 rebs, 5 asts, 2 stls in the win at Barcelona.

Transferred from Butler in Summer of 2023 with 2 seasons to play.

2022-23 (Junior at Butler): Played 29 of 32 games (injury), 24 starts...10.4 pts, 3.1 rebs, 2.4 asts, 1.0 stls, 34.0% 3FGs... 85.3% FTs (7th Big East)... Three 20-point games... 8 games w/ 5+ rebounds, 4 w/ 3+ steals... **AWARDS:** BIG EAST Weekly Honor Roll 12/5.

2021-22 (SO. at Butler): 31 games, 21 starts... Team-high 11.4 points with 2.7 rebounds, 1.6 assists...74.0% on FTs... Scored 10+ in 16 games and 20+ in 4 games...Led team in scoring 11 times... Had 5+ rebounds 6 times... Made 3+ threes eight times.

2020-21 (FR. at Butler): 24 games, 14 starts... Led BU in scoring (12.9, 15th Big East)... 3.0 rebs, 2.3 asts, 1.0 stl... 40.3% 3FGs (7th Big East), 83.6% FTs (10th Big East)...

2024-25 GAME-BY-GAME STATISTICS

Opponent	Date	GS	Min	FG	FGA	Pct	3FG	FGA	Pct	FT	FTA	Pct	Off	Def	Tot	Avg	PF	FO	A	TO	Blk	Stl	Pts	Avg
TARLETON ST.	11/04/24	24	5	8	.625	2	5	.400	4	4	1.000	0	3	3	3.0	0	0	5	2	0	0	16	16.0	
FLORIDA A&M	11/07/24	25	5	10	.500	4	6	.667	1	1	1.000	1	4	5	4.0	3	0	2	1	0	0	15	15.5	
UNC GREENSBORO	11/11/24	16	4	13	.308	0	7	.000	1	2	.500	0	2	2	2	3.3	2	0	3	1	0	1	9	13.3
at Butler	11/15/24	30	8	15	.533	4	5	.800	1	1	1.000	1	2	3	3.3	4	0	2	3	0	3	21	15.3	
PRAIRIE VIEW	11/18/24	23	5	11	.455	3	5	.600	4	5	.800	2	1	3	3.2	1	0	5	2	0	0	17	15.6	
MISSISSIPPI ST.	11/22/24	18	2	6	.333	0	1	.000	1	3	.333	0	1	1	2.8	5	1	1	2	0	0	5	13.8	
vs California Baptist	11/26/24	15	2	4	.500	0	1	.000	0	0	.000	0	1	1	2.6	2	0	0	1	0	1	4	12.4	
vs Washington St.	11/27/24	25	4	8	.500	2	3	.667	4	4	1.000	1	4	5	2.9	2	0	0	1	2	1	14	12.6	
ALABAMA ST.	12/03/24	21	4	8	.500	2	4	.500	2	2	1.000	1	3	4	3.0	3	0	3	2	0	1	12	12.6	
Totals		0	197	39	83	.470	17	37	.459	18	22	.818	6	21	27	3.0	22	1	21	15	2	7	113	12.6

Games played: 9
Minutes/game: 21.9
Points/game: 12.6
FG Pct: 47.0
3FG Pct: 45.9
FT Pct: 81.8

Rebounds/game: 3.0
Assists/game: 2.3
Turnovers/game: 1.7
Assist/turnover ratio: 1.4
Steals/game: 0.8
Blocks/game: 0.2

HIGHS	SEASON	CAREER	CONF. GAME	CONF. TOUR/POST
MINUTES	30, at Butler 11/15/24	40 (BU), Providence 2/20/22 40 (BU), vs NC State 11/25/22	40 (BU), Providence 2/20/22 39 (BU), v Providence 3/10/22	39 (BU), v Xavier 3/10/21 39 (BU), v Providence 3/10/22
FG	8, at Butler 11/15/24	12 (BU), vs Xavier 3/9/22	10 (BU), at Creighton 3/6/21	12 (BU), vs Xavier 3/9/22
FGA	15, at Butler 11/15/24	21 (BU), at Oklahoma 12/7/21	18 (BU), at Creighton 3/6/21 18, at [v/rv] FAU 2/22/24	20 (BU), vs Xavier 3/9/22
3FG	4, Florida A&M 11/7/24 4, at Butler 11/15/24	6 (BU), Tenn. Tech 12/3/22 5 (BU), Marquette 2/17/21 5, at Tulane 2/15/24	5 (BU), Marquette 2/17/21 5, at Tulane 2/15/24	3 (BU), vs Xavier 3/10/21 3, at Indiana St 3/20/24
3FGA	7, UNCG 11/11/24	10 (BU), DePaul 12/29/21 10 (BU), vs Xavier 3/9/22 10, at Florida St 12/16/23	10 (BU), DePaul 12/29/21	10 (BU), vs Xavier 3/9/22
FT	4, Tarleton St 11/4/24 4, Prairie View A&M 11/18/24 4, vs Wash. St 11/27/24	10 (BU), IUPUI 11/9/21	8 (BU), DePaul 2/6/21	5 (BU), v Providence 3/10/22
FTA	5, Prairie View A&M 11/18/24	13 (BU), IUPUI 11/9/21	9 (BU), DePaul 2/6/21	7 (BU), v Providence 3/10/22
REBOUNDS	5, Florida A&M 11/7/24 5, vs Wash. St 11/27/24	7 (BU), The Citadel 11/19/22	6 (BU), at Xavier 2/21/21 6 (BU), Seton Hall 2/24/21 6 (BU), at Creighton 3/6/21 6, Tulsa 1/20/24	4 (BU), vs Xavier 3/10/21 4, at Indiana St 3/20/24
ASSISTS	5, Tarleton St 11/4/24 5, Prairie View A&M 11/18/24	10, Tulsa 1/20/24	10, Tulsa 1/20/24	4, at Indiana St 3/20/24
BLOCKS	2, vs Wash. St 11/27/24	2, ULM 11/26/23 2, vs Wash. St 11/27/24	1, 9 times	
STEALS	3, at Butler 11/15/24	5 (BU), at UConn 1/22/23	5 (BU), at UConn 1/22/23	2 (BU), v Creighton 3/11/21 2, at Indiana St 3/20/24
POINTS	21, at Butler 11/15/24	32 (BU), Tenn. Tech 12/3/22	29 (BU), at Creighton 3/6/21	29 (BU), vs Xavier 3/9/22
DOUBLE-DOUBLES				
1 - Tulsa 1/20/24 (18 pts, 10 asts)				

20+pts in 6 games...**AWARDS:** Unanimous BIG EAST All-Freshman Team... BIG EAST Freshman of the Week (12/28, 3/1)... BIG EAST weekly honor roll (2/8).

Prep: Led Gonzaga College HS to two Washington Catholic Conference titles and two D.C. Athletic Association titles...Senior, First-team All-State (D.C. Athletic Association)... Averaged 12 points, 4 rebounds and 4 assists, leading the Eagles to their second DSCAA city crown...Team captain...All-Washington Catholic Conference 2nd-team...Washington Post All-Met Team honorable mention... Junior, averaged 11 points, 5 assists and 4 rebounds, helping team to 2019 WCAC title...Played AAU for Team Takeover...Ranked in Top 150 in Class of 2020 by Rivals (135th/4-star) and 247sports (138th/4-star)...

247sports had him in the Top 25 point guards.

Personal: Son of Charles Sr. and Euvetta...has three siblings, Nina, Alvin, and Keisha.

CAREER STATISTICS

Year	GP	GS	Min	Avg	FG	FGA	Pct	3FG	FGA	Pct	FT	FTA	Pct	Off	Def	Tot	Avg	PF	FO	Ast	TO	Blk	Stl	Pts	Avg
2020-21*	24	14	716	29.8	103	257	.401	48	119	.403	56	67	.836	14	57	71	3.0	57	1	54	46	2	24	310	12.9
2021-22*	31	21	893	28.8	126	333	.378	48	161	.298	54	73	.740	6	79	85	2.7	68	1	50	55	4	15	354	11.4
2022-23*	29	24	845	29.1	104	258	.403	35	103	.340	58	68	.853	15	74	89	3.1	53	0	69	40	4	30	301	10.4
2023-24	32	32	957	29.9	153	354	.432	68	167	.407	54	66	.818	27	76	103	3.2	67	2	110	62	6	31	428	13.4
2024-25	9	0	197	21.9	39	83	.470	17	37	.459	18	22	.818	6	21	27	3.0	22	1	21	15	2	7	113	12.6
SMU	41	32	1154	28.1	192	437	.439	85	204	.417	72	88	.818	33	97	130	3.2	89	3	131	77	8	38	541	13.2
All*	125	91	3608	28.9	525	1285	.409	216	587	.368	240	296	.811	68	307	375	3.0	267	5	304	218	18	107	1506	12.0

* Statistics from prior team/school

CHUCK HARRIS - 3

SMU Career 3FG Pct. - 36.0%+ (min. 50 made)

1	47.3	Eric Longino (62-131), 1987-89
2	45.1	Sterling Brown (128-284), 2013-16
3	43.4	Robert Nyakundi (267-615), 2008-12
4	42.7	Shake Milton (190-445), 2015-18
5	42.4	Semi Ojeleye (73-172), 2016-17
6	42.2	Todd Alexander (92-218), 1987-89
7	42.1	Nic Moore (225-534), 2013-16
8	41.7	Chuck Harris (85-204), 2023-25
9	41.1	Troy Dornier (51-124), 1991-94
10	40.0	Carlton McKinney (64-160), 1986-88
	40.0	Jahmal McMurray (163-408), 2017-18
12	39.2	Rodney Clinkscales (87-222), 2009-12
13	38.9	Jon Killen (119-306), 2004-08
14	38.2	Tyson Jolly (52-136), 2019-20
15	37.8	Chad Allen (161-426), 1990-94
16	37.6	Kato Armstrong (50-133), 1985-89
17	37.4	Jarrey Foster (65-174), 2015-18
18	37.3	Jay Poerner (57-153), 1994-98
	37.3	Isiaha Mike (113-303), 2018-20)
19	37.1	** Keith Frazier (79-213), 2013-16 (41-103 in '13-14)
	37.1	Ben Emelogu (105-283), 2014-18
21	36.8	Isiaha Mike (50-136), 2018-19
22	36.3	Stephen Woods (273-752), 1996-00
23	36.2	London Giles (63-174), 2010-13
24	36.0	Bryan Hopkins (256-712), 2002-06

SMU Single-Game Assists - AAC Games (10+)

1	14	Kendric Davis, Cincinnati, 1-7-2021 (L, 76-69)
2	13	Kendric Davis, Tulane, 2-1-2020 (W, 82-67)
3	12	Nic Moore, at East Carolina, 1-13-2016 (W, 79-55)
4	10	Nic Moore, [22/22] Memphis, 2-1-2014 (W, 87-72)
	10	Nic Moore, UCF, 1-31-2015 (W, 75-56)
	10	Shake Milton, Tulsa, 3-2-2017 (W, 93-70)
	10	Kendric Davis, at Temple, 2-8-2020 (L, 97-90 ot)
	10	Kendric Davis, at Tulsa, 2-3-2021 (W, 65-63)
	10	Zhuric Phelps, ECU, 2-4-2023 (W, 86-70)
	10	Chuck Harris, Tulsa, 1-20-2024 (W, 103-70)



13
MITCHELL HOLMES
F, 6-11, 215, Fr.-HS
Fort Worth, Texas
Link Year Prep [Mo.]
The Oakridge School

Prep: Mitchell Holmes was a power forward at Link Year Prep in Branson, Missouri, which made the semifinals of the 2024 Chipotle Nationals Tournament. The three-star signee was ranked in the top 10 overall in Missouri and top 70 at his position nationally. Before attending Link Academy, the McDonald's All-American nominee scored more than 1,500 points at The Oakridge School in Arlington where he was a two-time team MVP, a team captain, SPC Co-State Champ, most outstanding statistics student and a member of the National Honor Society. He played AAU for ProSkills.



2
BOOPIE MILLER
G, 6-O, 175, Jr.-TR
Chicago, Illinois
Wake Forest /
Central Michigan
Victory Rock Prep [Fla.]

2024-25 (Junior): Had 20 points, 9 assists, 9 rebounds and 3 steals in win vs FAMU 11/7... Team-high 21 points with 7 assists and 4 steals in season-opening win vs Tarleton St 11/4... **HONORS:** Acrisure Holiday Invitational MVP 11/27 (16.0 points, 5.0 assists, 4.0 rebounds, 1.0 steals, game-winning shot vs Cal Baptist in semifinal).

2023-24 (Sophomore at Wake Forest): One of three players to start all 35 games... Named ACC Co-Player of the Week on Jan. 8... Averaged 15.6 points (2nd WF, 13th ACC), 3.5 assists (12th ACC), 1.4 steals (10th ACC)... Shot 84.5% on free throws (131-155, 6th ACC) and 46.4% on field goals (11th ACC)...Contributed 20-plus point games nine times... **GAME HIGHLIGHTS:** Career-high 31 points against App State in the opening round of the NIT (9-14 FGs, 10-10 FTs)...Had 22 points, six rebounds, seven assists and two steals in just his second game as a Deacon, on the road at Georgia 11/10...Helped lead the team to a win over Towson in the 2023 Shriner's Children Charleston Classic, posting 22 points on 11-of-17 shooting while chipping in three assists and three steals... Game-high 27 points (10-19 FGs) with three triples against Miami 1/6...Had 21 points, eight rebounds, five assists and two steals at Florida State 1/9...Had a career-best four steals versus Pitt in the 2024 ACC Tournament's quarterfinal round 3/14...Dished out a season-high eight assists versus LSU on the final day of the 2023 Shriner's Children Charleston Classic 11/19.

2022-23 (Redshirt at Central Michigan): Preseason 2nd Team All-MAC...Played 4 of 31 games (injury)... 18.5 pts, 3.8 rebs, 5.3 asts, 51.9% FGs (27-52), 3-8 3FGs, 17-22 FTs.
2021-22 (Freshman at Central Michigan): All-MAC honorable mention...MAC All-Freshman... Led team in scoring (13.1), assists (139), steals (34), and minutes (32.9)... 15.2 points in MAC contests...Led the conference (league games only) in assists per

2024-25 GAME-BY-GAME STATISTICS

Opponent	Date	GS	Min	FG	FGA	Pct	3FG	FGA	Pct	FT	FTA	Pct	Off	Def	Tot	Avg	PF	FO	A	TO	Blk	Stl	Pts	Avg
TARLETON ST.	11/04/24	*	27	8	15	.533	3	7	.429	2	3	.667	0	2	2	2.0	3	0	7	1	0	4	21	21.0
FLORIDA A&M	11/07/24	*	30	7	13	.538	2	4	.500	4	5	.800	0	9	9	5.5	3	0	9	3	0	3	20	20.5
UNC GREENSBORO	11/11/24	*	29	7	16	.438	2	6	.333	5	7	.714	1	3	4	5.0	4	0	7	4	0	1	21	20.7
at Butler	11/15/24	*	30	7	19	.368	1	3	.333	2	2	1.000	4	0	4	4.8	2	0	4	0	0	0	17	19.8
PRAIRIE VIEW	11/18/24	*	19	6	11	.545	1	2	.500	0	0	.000	0	2	2	4.2	4	0	4	1	0	2	13	18.4
MISSISSIPPI ST.	11/22/24	*	28	3	9	.333	0	4	.000	6	6	1.000	0	3	3	4.0	4	0	6	4	0	2	12	17.3
vs California Baptist	11/26/24	*	29	6	14	.429	1	4	.250	3	4	.750	2	3	5	4.1	1	0	5	2	0	1	16	17.1
vs Washington St.	11/27/24	*	31	3	8	.375	1	2	.500	9	10	.900	0	3	3	4.0	1	0	5	3	0	1	16	17.0
ALABAMA ST.	12/03/24	*	22	1	12	.083	0	7	.000	2	3	.667	0	2	2	3.8	1	0	5	1	0	1	4	15.6
Totals			9	245	48	.410	11	39	.282	33	40	.825	7	27	34	3.8	23	0	52	19	0	15	140	15.6

Games played: 9
Minutes/game: 27.2
Points/game: 15.6
FG Pct: 41.0
3FG Pct: 28.2
FT Pct: 82.5

Rebounds/game: 3.8
Assists/game: 5.8
Turnovers/game: 2.1
Assist/turnover ratio: 2.7
Steals/game: 1.7

HIGHS	SEASON	CAREER	CONF. GAME	CONF. TOUR/POST
MINUTES	31, vs Wash. St 11/27/24	45 (CM), at Ball St 2/8/22	45 (CM), at Ball St 2/8/22	40 (CM), vs Toledo 3/10/22 40 (WF), at Georgia 3/24/24
FG	8, Tarleton St 11/4/24	11 (WF), Towson 11/17/23	10 (CM),Bowling Green 2/1/22 10 (WF), Miami (FL) 1/6/24 10 (WF), at W. Mich. 2/12/22	9 (WF), App St 9/20/24
FGA	19, at Butler 11/15/24	21 (CM), Ohio 2/10/22	21 (CM), Ohio 2/10/22	16 (CM), vs Toledo 3/10/22
3FG	3, Tarleton St 11/4/24	6 (CM), at Miami (OH) 2/24/22	6 (CM), at Miami (OH) 2/24/22	3 (WF), App St 9/20/24
3FGA	7, Tarleton St 11/4/24	8 (WF), Rutgers 12/6/23	7 (CM), at Miami (OH) 2/24/22	5 (WF), App St 9/20/24
FT	9, vs Wash. St 11/27/24	15 (WF), at NC St 1/16/24	15 (WF), at NC St 1/16/24	10 (WF), App St 9/20/24
FTA	10, vs Wash. St 11/27/24	15 (WF), at NC St 1/16/24	15 (WF), at NC St 1/16/24	10 (WF), App St 9/20/24
REBOUNDS	9, Florida A&M 11/7/24	9, Florida A&M 11/7/24	8 (WF), at Florida St 1/9/24	4 (CM), vs Toledo 3/10/22
ASSISTS	9, Florida A&M 11/7/24	12 (CM),Bowling Green 2/1/22	12 (CM),Bowling Green 2/1/22	8 (CM), vs Toledo 3/10/22
BLOCKS		1 (WF), LSU 11/19/23 1 (CM), W. Mich. 2/3/22 1 (CM), Ohio 2/10/22 1 (CM), E. Mich. 2/15/22	1 (CM), W. Mich. 2/3/22 1 (CM), Ohio 2/10/22 1 (CM), E. Mich. 2/15/22	
STEALS	4, Tarleton St 11/4/24	4 (WF), vs Pitt 3/14/24 4, Tarleton St 11/4/24	3 (CM), at Kent St 12/29/21 3 (CM), Ohio 2/10/22	4 (WF), vs Pitt 3/14/24
POINTS	21, Tarleton St 11/4/24	31 (WF), App St 9/20/24	27 (WF), Miami (FL) 1/6/24	31 (WF), App St 9/20/24
DOUBLE-DOUBLES	1 - (CM), Bowling Green 2/1/22 (21 pts, 12 asts) 2 - (CM), at Ball St. 2/8/22 (18 pts, 10 asts)			

game (5.4) and minutes per game (37.6), ranked ninth in assist:turnover ratio (1.8), 12th in scoring (15.2), 15th in 3FG% and 16th in steals (1.2)...Scored 20 or more points five times and reached double figure scoring in 20 contests...Two double-doubles on the year...Led team in scoring nine times and rebounding three times.
High School: First Team All-Sunshine Independent Athletic Association (SIAA) at Victory Rock Prep in Bradenton, Fla....Earned SIAA League Championship MVP...Posted 29 points, 8 assists and 4 rebounds in state championship victory...Selected as First Grind Session All-Star MVP, totaling 19 points, 10 assists, 4 rebounds, and 3 steals in a 110-98 Team White victory...Played AAU with E1T1 Elite under coach Steve Reece

CAREER STATISTICS

Year	GP	GS	Min	Avg	FG	FGA	Pct	3FG	FGA	Pct	FT	FTA	Pct	Off	Def	Tot	Avg	PF	FO	Ast	TO	Blk	Stl	Pts	Avg
2021-22*	30	28	989	33.0	144	342	.421	32	89	.360	74	95	.779	20	82	102	3.4	65	0	139	83	3	34	394	13.1
2022-23*	4	4	141	35.2	27	52	.519	3	8	.375	17	22	.773	5	10	15	3.8	8	0	21	18	0	3	74	18.5
2023-24*	35	35	1120	32.0	188	405	.464	38	103	.369	131	155	.845	16	82	98	2.8	67	0	124	88	1	50	545	15.6
2024-25	9	9	245	27.2	48	117	.410	11	39	.282	33	40	.825	7	27	34	3.8	23	0	52	19	0	15	140	15.6
All*	78	76	2495	32.0	407	916	.444	84	239	.351	255	312	.817	48	201	249	3.2	163	0	336	208	4	102	1153	14.8

* Statistics from prior team/school



8
KARIO OQUENDO
G, 6-4, 220, Sr.-TR
Titusville, Florida
Oregon / Georgia
Astronaut HS

2024-25 (Senior): Team-high 20 points (7-8 FG, 4-5 3FG) in win vs Alabama State 12/3... Had 14 points (5-6 FG, 3-4 3FG) in Acrisure Holiday Invitational semifinal vs Cal Baptist 11/26... 16 points, 6 rebounds and 4 steals in SMU debut vs Tarleton St 11/4.

2023-24 (Senior at Oregon): Averaged 7.2 points (.459 FG%), 2.4 rebounds and 1.0 assists in 17.7 minutes per game ... Played in 36 games making three starts ... Scored a season-high 20 points twice, against both Cal Baptist and Kent State ... Net double-digits 12 times, including 15 points in wins over USC and on the road against WSU ... Grabbed five rebounds three times and had nine multi-assist games ... Recorded two steals on three occasions, including against Arizona in the conference tournament ... Blocked a career-high four shots vs. Alabama and scored 17 points.

2022-23 (Junior at Georgia): 12.7 points, 2.6 rebounds, 0.6 assists, 25.4 minutes... 39.2% FGs (112-286), 26.7% 3FGs (35-131) and 74.7% FTs (109-146)... Played in 29 of 32 games... Season-high 22 points (7-11 FG, 2-5 3FG) in win vs Chattanooga... 20 double-figure games including 20 points in win over Kentucky.

2021-22 (Sophomore at Georgia): Georgia's leading scorer, overall (15.2 ppg) and in SEC (18.3 ppg) ... Started all 31 games he played (missed one) ... Led in scoring 13 times, rebounds 6 times, steals 15 games, and in blocks 12 contests ... Had 10 20-point games, including 8 in SEC ... Scored 33 points against Texas A&M, equaling the highest single-game by any SEC player during 2021-22 ... Posted UGA's four highest scoring outputs - 33 points at Texas A&M, 28 at Mississippi State, 26 at LSU and 25 vs. Auburn.

2020-21 (Freshman at Florida Southwestern): 13.5 points, 3.8 rebounds and 1.3 assists in 22.2 minutes ... First-team All-Southern Conference ... 18-5 overall record, 9-3 in Southern Conference...55.4% FGs and 40.3% 3FGs...15.3 points per league game (4th),

2024-25 GAME-BY-GAME STATISTICS

Opponent	Date	GS	Min	FG	FGA	Pct	3FG	FGA	Pct	FT	FTA	Pct	Off	Def	Tot	Avg	PF	FO	A	TO	Blk	Stl	Pts	Avg	
TARLETON ST.	11/04/24	*	26	6	10	.600	2	5	.400	2	2	1.000	3	3	6	6.0	1	0	2	1	0	4	16	16.0	
FLORIDA A&M	11/07/24	*	26	1	6	.167	0	2	.000	5	6	.833	2	0	2	4.0	2	0	2	1	2	3	7	11.5	
UNC GREENSBORO	11/11/24	*	17	1	4	.250	1	2	.500	2	2	1.000	0	4	4	4.0	0	0	2	2	0	1	5	9.3	
at Butler	11/15/24	*	20	1	2	.500	0	1	.000	1	2	.500	1	0	1	3.3	4	0	0	1	2	0	3	7.8	
PRAIRIE VIEW	11/18/24	*	12	2	5	.400	2	3	.667	0	0	.000	0	3	3	3.2	2	0	1	4	0	0	6	7.4	
MISSISSIPPI ST.	11/22/24		19	4	7	.571	3	6	.500	2	3	.667	0	3	3	3.2	2	0	0	1	0	2	13	8.3	
vs California Baptist	11/26/24		24	5	6	.833	3	4	.750	1	2	.500	0	2	2	3.0	1	0	0	0	0	0	14	9.1	
vs Washington St.	11/27/24		28	5	12	.417	1	3	.333	0	0	.000	1	3	4	3.1	3	0	0	0	0	0	11	9.4	
ALABAMA ST.	12/03/24		16	7	8	.875	4	5	.800	2	3	.667	0	2	2	3.0	4	0	0	1	0	0	20	10.6	
Totals			5	188	32	60	.533	16	31	.516	15	20	.750	7	20	27	3.0	19	0	7	11	4	10	95	10.6

Games played: 9
Minutes/game: 20.9
Points/game: 10.6
FG Pct: 53.3
3FG Pct: 51.6
FT Pct: 75.0

Rebounds/game: 3.0
Assists/game: 0.8
Turnovers/game: 1.2
Assist/turnover ratio: 0.6
Steals/game: 1.1
Blocks/game: 0.4

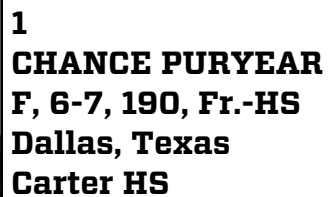
HIGHS	SEASON	CAREER	CONF. GAME	CONF. TOUR/POST
MINUTES	28, vs Wash. St 11/27/24	38 (GA), Florida 2/28/23	38 (GA), Florida 2/28/23	32 (GA), vs Vanderbilt 3/9/22
FG	7, Alabama St 12/3/24	12 (GA), at Texas A&M 2/22/22	12 (GA), at Texas A&M 2/22/22	3 (GA), vs Vanderbilt 3/9/22
FGA	12, vs Wash. St 11/27/24	22 (GA), at Texas A&M 2/22/22	22 (GA), at Texas A&M 2/22/22	10 (GA), vs Vanderbilt 3/9/22
3FG	4, Alabama St 12/3/24	6 (GA), at Texas A&M 2/22/22	6 (GA), at Texas A&M 2/22/22	1 (GA), vs LSU 3/8/23
3FGA	6, Mississippi St 11/22/24	13 (GA), at Texas A&M 2/22/22	13 (GA), at Texas A&M 2/22/22	3 (GA), vs Vanderbilt 3/9/22
FT	5, Florida A&M 11/7/24	10 (GA), S. Carolina 1/28/23	10 (GA), S. Carolina 1/28/23	5 (GA), vs Vanderbilt 3/9/22
		10 (GA), Kentucky 2/11/23	10 (GA), Kentucky 2/11/23	5 (GA), vs LSU 3/8/23
		10 (GA), Florida 2/28/23	10 (GA), Florida 2/28/23	
FTA	6, Florida A&M 11/7/24	15 (GA), at Missouri 3/5/22	15 (GA), at Missouri 3/5/22	7 (GA), vs Vanderbilt 3/9/22
		15 (GA), Kentucky 2/11/23	15 (GA), Kentucky 2/11/23	
		15 (GA), Florida 2/28/23	15 (GA), Florida 2/28/23	
REBOUNDS	6, Tarleton St 11/4/24	8 (GA), at Florida 2/9/22	8 (GA), at Florida 2/9/22	4 (UO), vs Colorado 3/16/24
ASSISTS	2, Tarleton St 11/4/24	5 (UO), at USC 2/1/24	5 (UO), at USC 2/1/24	1 (UO), v S. Carolina 3/21/24
	2, Florida A&M 11/7/24			1 (UO), vs Creighton 3/23/24
	2, UNCG 11/11/24			
BLOCKS	2, Florida A&M 11/7/24	4 (GA), Alabama 11/25/23	1, 11 times	
	2, at Butler 11/15/24			
STEALS	4, Tarleton St 11/4/24	4 (GA), S. Carolina St 11/16/21	4 (GA), Auburn 2/5/22	1 (GA), vs LSU 3/8/23
		4 (GA), Auburn 2/5/22	4 (GA), at Florida 2/9/22	
		4 (GA), at Florida 2/9/22		
		4, Tarleton St 11/4/24		
POINTS	20, Alabama St 12/3/24	33 (GA), at Texas A&M 2/22/22	33 (GA), at Texas A&M 2/22/22	11 (GA), vs Vanderbilt 3/9/22

also improved his shooting percentages in league action to 57.4% FGs and 51.3% 3FGs.
Prep: Coached by Kyle Gilreath at Astronaut High as a junior... Enrolled at Florida Southwestern College in January 2020 and bypassed his senior season at Astronaut... As a junior, averaged 21.2 points and 8.3 rebounds as AHS finished 20-6... Scored his 1,000th career point during his final game with AHS... Named 2019 Brevard County Class 5A Player of the Year... Selected to 2018 and 2019 All-Cape Coast Conference team... Coached by Chris Bainbridge as a freshman and sophomore at Titusville High... As a sophomore, earned first-team All-District 14-6A honors... Helped Titusville compile a 26-3 record and reach the "Sweet 16" round of the FHSAA Class 6A state tournament as a freshman, falling to the eventual state champion, Leesburg (71-60).
Personal: Born in January of 2000 in Titusville, Florida... Son of Shannon Deese.

CAREER STATISTICS

Year	GP	GS	Min	Avg	FG	FGA	Pct	3FG	FGA	Pct	FT	FTA	Pct	Off	Def	Tot	Avg	PF	FO	Ast	TO	Blk	Stl	Pts	Avg
2021-22*	31	31	915	29.5	163	360	.453	37	136	.272	109	153	.712	27	105	132	4.3	62	0	25	75	14	36	472	15.2
2022-23*	29	28	737	25.4	112	286	.392	35	131	.267	109	146	.747	25	50	75	2.6	39	0	18	46	10	15	368	12.7
2023-24*	36	3	638	17.7	85	185	.459	24	72	.333	66	100	.660	26	60	86	2.4	66	0	37	24	11	12	260	7.2
2024-25	9	5	188	20.9	32	60	.533	16	31	.516	15	20	.750	7	20	27	3.0	19	0	7	11	4	10	95	10.6
All*	105	67	2478	23.6	392	891	.440	112	370	.303	299	419	.714	85	235	320	3.0	186	0	87	156	39	73	1195	11.4

* Statistics from prior team/school



HIGHS	SEASON	CAREER	CONF. GAME	CONF. TOUR/POST
MINUTES				
FG				
FGA				
3FG				
3FGA				
FT				
FTA				
REBOUNDS				
ASSISTS				
BLOCKS				
STEALS				
POINTS				

Prep: He was a shooting forward for Carter High School in Dallas. As a senior, he helped Carter to a 31-6 record and a run to the UIL Region II final. He was named TABC 4A All-State, District 13-4A Player of the Year and a 2024 McDonald's All-American Game Southwest Nominee. He became the 11th player in Carter history to score 1,000 career points. As a junior, he averaged 14 points, nine rebounds and three assists as Carter went 31-4 and reached the UIL 4A Regional Finals. He was the district 12-4A Freshman of the Year and Sophomore of the Year as well as a member of the DISD Teen School Board. He is a three-star signee who was ranked as high as No. 12 overall in Texas and 34th nationally at his position. He played for the Southern Assault AAU program.

2024-25 GAME-BY-GAME STATISTICS

[illegible]



21
YOHAN TRAORE
F, 6-11, 235, Jr.-TR
Tours, France
UC Santa Barbara /
Auburn
Dream City Christian
School [Ariz.]

2024-25 (Junior): Had 19 points and 10 rebounds in win vs FAMU 11/7.

2023-24 (Sophomore at UC Santa Barbara): Played and started in 30 of 31 games... Averaged 14.5 points and 5.1 rebounds while shooting 58.3% from the field and 68.6% at the free-throw line...Scored 10+ in 24 games, including 6 games with 20+... Had one double-double (15 points and 13 rebounds vs Cal State Fullerton 1/20)... HONORS: All-Big West Honorable Mention

2022-23 (Freshman at Auburn): Played in 25 games, averaging 2.1 points and 1.4 rebounds per game ... registered a career-high 11 points in 16 minutes of action off the bench against Winthrop (Nov. 15) ... brought down a career-high five rebounds versus Colgate (Dec. 2) ... turned in a conference career-best eight points at South Carolina (Jan. 21) ... played nine minutes against Iowa in the Tigers' NCAA First Round game (March 16).

HIGH SCHOOL: One of the nation's top prospects out of Dream City Christian School in Glendale, Ariz. ... ranked eighth overall in the Class of 2022 by Rivals and Sports Illustrated and 15th by 247Sports ... was the top-ranked player in the state of Arizona ... previously starred at Prolific Prep of Napa Christian High School in Napa, Calif. ... played AAU Basketball with Dream Vision, averaging 25 points and 14 rebounds per game as the team went on to win the adidas Boys 3SSB Championship in Summer of 2021 ... member of the U15 and U16 French National Teams ... received invitations to participate in the Nike Hoop Summit (2022), Allen Iverson Roundball Classic (2022), Pangos All-American Camp (2021) and NBPA Top 100 Camp (2021).

PERSONAL: Son of Mah Bana Traore ... has three brothers, Marvynn, Aymerick and Christ Layvinn, and a sister, Yvanna.

2024-25 GAME-BY-GAME STATISTICS

Opponent	Date	GS	Min	FG	FGA	Pct	3FG	FGA	Pct	FT	FTA	Pct	Off	Def	Tot	Avg	PF	FO	A	TO	Blk	Stl	Pts	Avg	
TARLETON ST.	11/04/24	*	26	3	6	.500	1	1	1.000	3	5	.600	2	4	6	6.0	3	0	1	3	0	0	10	10.0	
FLORIDA A&M	11/07/24	*	25	4	8	.500	1	4	.250	10	12	.833	3	7	10	8.0	3	0	1	2	2	0	19	14.5	
UNC GREENSBORO	11/11/24	*	29	1	4	.250	0	1	.000	3	4	.750	3	2	5	7.0	4	0	1	0	1	1	5	11.3	
at Butler	11/15/24	*	21	3	6	.500	0	1	.000	3	3	1.000	2	3	5	6.5	1	0	0	3	0	0	9	10.8	
PRAIRIE VIEW	11/18/24	*	16	3	5	.600	1	1	1.000	1	3	.333	2	2	4	6.0	1	0	1	1	0	1	8	10.2	
MISSISSIPPI ST.	11/22/24	*	20	3	4	.750	0	1	.000	0	0	.000	0	3	3	5.5	4	0	0	0	0	0	6	9.5	
vs California Baptist	11/26/24	*	28	2	8	.250	2	5	.400	6	8	.750	0	2	2	5.0	0	0	0	0	0	0	12	9.9	
vs Washington St.	11/27/24	*	23	2	7	.286	0	2	.000	0	0	.000	3	2	5	5.0	2	0	0	0	0	0	4	9.1	
ALABAMA ST.	12/03/24	*	20	4	6	.667	0	1	.000	3	6	.500	3	3	6	5.1	1	0	2	0	0	0	11	9.3	
Totals			9	208	25	54	.463	5	17	.294	29	41	.707	18	28	46	5.1	19	0	6	9	3	2	84	9.3

Games played: 9
Minutes/game: 23.1
Points/game: 9.3
FG Pct: 46.3
3FG Pct: 29.4
FT Pct: 70.7

Rebounds/game: 5.1
Assists/game: 0.7
Turnovers/game: 1.0
Assist/turnover ratio: 0.7
Steals/game: 0.2
Blocks/game: 0.3

HIGHS	SEASON	CAREER	CONF. GAME	CONF. TOUR/POST
MINUTES	29, UNCG 11/11/24	39 (SB), Bakersfield 1/11/24	39 (SB), Bakersfield 1/11/24	36 (SB), vs CSUN 3/13/24
FG	4, Florida A&M 11/7/24 4, Alabama St 12/3/24	10 (SB),at UC Davis 12/28/23	10 (SB),at UC Davis 12/28/23	5 (SB), vs CSUN 3/13/24
FGA	8, Florida A&M 11/7/24 8, vs Cal Baptist 11/26/24	14 (SB),at UC Davis 12/28/23 14 (SB),at UC Irvine 2/22/24	14 (SB),at UC Davis 12/28/23 14 (SB),at UC Irvine 2/22/24	11 (SB), vs CSUN 3/13/24
3FG	2, vs Cal Baptist 11/26/24	2 (AU),at S. Carolina 1/21/23 2, vs Cal Baptist 11/26/24	2 (AU),at S. Carolina 1/21/23	
3FGA	5, vs Cal Baptist 11/26/24	5 (AU),at S. Carolina 1/21/23 5, vs Cal Baptist 11/26/24	5 (AU),at S. Carolina 1/21/23	
FT	10, Florida A&M 11/7/24	10 (SB),at Bakersfield 2/3/24 10, Florida A&M 11/7/24	10 (SB),at Bakersfield 2/3/24	7 (SB), vs CSUN 3/13/24
FTA	12, Florida A&M 11/7/24	13 (SB) at UTEP 11/13/23	10 (SB),at Bakersfield 2/3/24 10 (SB),at UC Irvine 2/22/24	10 (SB), vs CSUN 3/13/24
REBOUNDS	10, Florida A&M 11/7/24	13 (SB), CS Fullerton 1/20/24	13 (SB), CS Fullerton 1/20/24	3 (SB), vs CSUN 3/13/24
ASSISTS	1, 3 times	2 (AU),vs Memphis 12/2/22 2 (AU), Tennessee 3/4/23	2 (AU), Tennessee 3/4/23	
BLOCKS	2, Florida A&M 11/7/24 2, Alabama St 12/3/24	2 (SB), at Cal Poly 1/6/24 2 (SB), Bakersfield 1/11/24 2 (SB), Hawaii 2/17/24 2, Florida A&M 11/7/24 2, Alabama St 12/3/24	2 (SB), at Cal Poly 1/6/24 2 (SB), Bakersfield 1/11/24 2 (SB), Hawaii 2/17/24	
STEALS	1, UNCG 11/11/24 1, Prairie View A&M 11/18/25	1, 7 times	1, 5 times	1 (SB), vs CSUN 3/13/24
POINTS	19, Florida A&M 11/7/24	25 (SB),at UC Davis 12/28/23	25 (SB),at UC Davis 12/28/23	17 (SB), vs CSUN 3/13/24
DOUBLE-DOUBLES	1 - (SB) CS Fullerton 1/20/24 (15 pts, 13 rebs)			2 - Florida A&M 11/7/24 (19 pts, 10 rebs)

CAREER STATISTICS

Year	GP	GS	Min	Avg	FG	FGA	Pct	3FG	FGA	Pct	FT	FTA	Pct	Off	Def	Tot	Avg	PF	FO	Ast	TO	Blk	Stl	Pts	Avg
2022-23*	25	0	247	9.9	20	50	.400	5	26	.192	8	23	.348	15	20	35	1.4	17	0	6	11	2	0	53	2.1
2023-24*	30	30	864	28.8	158	271	.583	0	7	.000	118	172	.686	49	105	154	5.1	59	1	11	51	13	6	434	14.5
2024-25	9	9	208	23.1	25	54	.463	5	17	.294	29	41	.707	18	28	46	5.1	19	0	6	9	3	2	84	9.3
All*	64	39	1319	20.6	203	375	.541	10	50	.200	155	236	.657	82	153	235	3.7	95	1	23	71	18	8	571	8.9

* Statistics from prior team/school



31
TREY
UTTER
G, 6-0, 160, JR-2L
Argyle, Texas
Argyle HS

2023-24 (Sophomore): Played in 7 games.... **GAME HIGHLIGHTS:**
Played 2 minutes, hitting 1-2 FTs in the win vs Tulsa 1/20... First career points on a FG in the win vs Texas A&M-Commerce 12/3.

Summer 2023 (SMU 3-0 in Spain): Played in the last two games, scoring two points in his first appearance in the victory in Valencia.

2022-23 (Freshman): Played in 2 games...Made his SMU debut in the AAC-opening win vs Tulsa 1/1... **AWARDS:** AAC All-Academic Team.

Prep: Played at Argyle High School in Argyle, Texas... As a senior, he started all 38 games and averaged eight points and five assists per game while hitting 40% from three... He was the 4A Defensive Player of Year and had a school record 34 charges taken as Argyle finished 31-7 after a run to the regional tournament... As a junior, he played in all 32 games in helping Argyle win the Texas UIL 4A State Championship with a record of 31-1... He was all-district second team while hitting 47% from three.

HIGHS	SEASON	CAREER	CONF. GAME	CONF. TOUR./POST
MINUTES	1, Tarleton St 11/4/24 1, Florida A&M 11/7/24	2, W. Illinois 11/8/23 2, HCU 12/19/23 2, Tulsa 1/20/24	2, Tulsa 1/20/24	
FG		1, A&M-Commerce 12/3/23		
FGA		1, A&M-Commerce 12/3/23		
3FG				
3FGA				
FT		1, Tulsa 1/20/24	1, Tulsa 1/20/24	
FTA		2, Tulsa 1/20/24	2, Tulsa 1/20/24	
REBOUNDS				
ASSISTS	1, Tarleton St 11/4/24	1, Tarleton St 11/4/24		
BLOCKS				
STEALS				
POINTS		2, A&M-Commerce 12/3/23	1, Tulsa 1/20/24	

2024-25 GAME-BY-GAME STATISTICS

Opponent	Date	GS	Min	FG	FGA	Pct	3FG	FGA	Pct	FT	FTA	Pct	Off	Def	Tot	Avg	PF	FO	A	TO	Blk	Stl	Pts	Avg
TARLETON ST.	11/04/24		1	0	0	.000	0	0	.000	0	0	.000	0	0	0	0.0	0	0	1	0	0	0	0	0.0
FLORIDA A&M	11/07/24		1	0	0	.000	0	0	.000	0	0	.000	0	0	0	0.0	0	0	0	0	0	0	0	0.0
UNC GREENSBORO	11/11/24		DNP																					
at Butler	11/15/24		DNP																					
PRAIRIE VIEW	11/18/24		DNP																					
MISSISSIPPI ST.	11/22/24		DNP																					
vs California Baptist	11/26/24		DNP																					
vs Washington St.	11/27/24		DNP																					
ALABAMA ST.	12/03/24		DNP																					
Totals			0	2	0	0	.000	0	0	.000	0	0	.000	0	0	0	0.0	0	0	1	0	0	0	0.0
Games played: 2																								
Minutes/game: 1.0																								
Assists/game: 0.5																								
Assist/turnover ratio: 99.9																								

CAREER STATISTICS

Year	GP	GS	Min	Avg	FG	FGA	Pct	3FG	FGA	Pct	FT	FTA	Pct	Off	Def	Tot	Avg	PF	FO	Ast	TO	Blk	Stl	Pts	Avg
2022-23	2	0	1	0.5	0	0	.000	0	0	.000	0	0	.000	0	0	0	0.0	0	0	0	0	0	0	0	0.0
2023-24	7	0	10	1.4	1	1	1.000	0	0	.000	1	2	.500	0	0	0	0.0	0	0	0	0	0	0	3	0.4
2024-25	2	0	2	1.0	0	0	.000	0	0	.000	0	0	.000	0	0	0	0.0	0	0	1	0	0	0	0	0.0
TOTAL	11	0	13	1.2	1	1	1.000	0	0	.000	1	2	.500	0	0	0	0.0	0	0	1	0	0	0	3	0.3



24
SAMET YİĞİTOĞLU
C, 7-2, 265, Fr.-HS
Istanbul, Türkiye

2024-25 (Freshman): First double-double with 12 points (6-9 FGs) and 11 rebounds in Acrisure Holiday Invitational Championship vs Washington State 11/27... Had 13 points (5-8 FG), 4 rebounds and an assist in SMU debut vs UNCG 11/11.

Prior to SMU: Averaged 13.3 points, 10.3 rebounds, 1.0 blocks and shot 82.6% on FGs in four games with Sigortam Istanbul in the Turkey in 2023-24... Sigortam finished tied for first at 28-6 in the Turkish second division... Played for Turkey in the 2023 FIBA U20 European Championship in Greece, averaging 12.7 points and 8.6 rebounds while hitting 66.0% on FGs (33-50)... Played three seasons for Besiktas S.J. of Turkey's first division; 2023-24 averaged 3.1 points, 2.1 rebounds and hitting 65.4% FGs in 56 games (Turkish League, Turkish Cup, Euroleague, VTB Supercup); 2022-23 averaged 2.3 points and 2.6 rebounds while shooting 55.6% in 15 games; 2021-22 averaged 1.6 points, 2.4 rebounds and hit 50.0% FGs in five games in his debut season... Also played for MZT Skopje in the North Macedonia Superleague and Adriatic League in 2022-23, averaging 6.4 points, 5.6 rebounds and hitting 55.5% FGs in 25 games... In 2021-22, he was selected to play for Next Generation Team Belgrade (9 points, 11.8 rebounds in 4 games) and U18 Next Generation Select (7.1 points, 8.5 rebounds in 4 games).

HIGHS	SEASON	CONF. GAME	CONF. TOUR./POST
MINUTES	28, vs Wash. St 11/27/24		
FG	6, vs Wash. St 11/27/24		
FGA	9, vs Wash. St 11/27/24		
3FG			
3FGA			
FT	6, Mississippi St 11/22/24		
FTA	10, Mississippi St 11/22/24		
REBOUNDS	11, vs Wash. St 11/27/24		
ASSISTS	3, Mississippi St 11/22/24		
BLOCKS	2, Prairie View A&M 11/18/24		
STEALS	1, Prairie View A&M 11/18/24 1, Alabama St 12/3/24		
POINTS	13, UNCG 11/11/24		
DOUBLE-DOUBLES	1 - vs Wash. St 11/27/24 (12 pts, 11 rebs)		

2024-25 GAME-BY-GAME STATISTICS

Opponent	Date	GS	Min	FG	FGA	Pct	3FG	FGA	Pct	FT	FTA	Pct	Off	Def	Tot	Avg	PF	FO	A	TO	Blk	Stl	Pts	Avg
TARLETON ST.	11/04/24		DNP																					
FLORIDA A&M	11/07/24		DNP																					
UNC GREENSBORO	11/11/24	*	21	5	8	.625	0	0	.000	3	5	.600	1	3	4	4.0	4	0	1	1	0	0	13	13.0
at Butler	11/15/24	*	21	3	7	.429	0	0	.000	2	4	.500	2	4	6	5.0	2	0	0	0	0	0	8	10.5
PRAIRIE VIEW	11/18/24	*	15	3	6	.500	0	0	.000	5	6	.833	4	5	9	6.3	2	0	2	1	2	1	11	10.7
MISSISSIPPI ST.	11/22/24	*	27	3	4	.750	0	0	.000	6	10	.600	0	5	5	6.0	3	0	3	0	3	0	12	11.0
vs California Baptist	11/26/24	*	21	4	6	.667	0	0	.000	1	2	.500	2	1	3	5.4	4	0	2	2	2	0	9	10.6
vs Washington St.	11/27/24	*	28	6	9	.667	0	0	.000	0	0	.000	3	8	11	6.3	4	0	2	2	1	0	12	10.8
ALABAMA ST.	12/03/24	*	19	4	7	.571	0	0	.000	4	6	.667	5	3	8	6.6	1	0	1	1	0	1	12	11.0
Totals			7	152	28	.47		0	.000	21	33	.636	17	29	46	6.6	20	0	11	7	8	2	77	11.0

Games played: 7
Minutes/game: 21.7
Points/game: 11.0
FG Pct: 59.6
FT Pct: 63.6

Rebounds/game: 6.6
Assists/game: 1.6
Turnovers/game: 1.0
Assist/turnover ratio: 1.6
Steals/game: 0.3
Blocks/game: 1.1



35
JACKSON
YOUNG
G, 6-2, 185, SR-2L
Kerrville, Texas
Hawai'i Pacific /
Texas A&M / Tivy HS

2024-25 (Senior): Hit a 3-pointer in the opening win vs Tarleton St 11/4.

2023-24 (Junior): Awarded a scholarship on Jan. 6... Played in 8 games... **GAME HIGHLIGHTS:** Had 3 points and a steal in the win vs [rv-] Memphis 2/18.

Summer 2023 (SMU 3-0 in Spain): Played in the last two games, hitting a pair of threes in finale in Barcelona and totaling two assists.

2022-23 (Sophomore): Played in 5 games...Made SMU debut in win vs Lamar 11/27.

2021-22 (Redshirt Freshman at Hawai'i Pacific): Played in 24 games with 2 starts... averaged 6.3 points, 2.0 rebounds, 0.8 assists... hit 38.0% on 3FGs (41-108) and was 10-11 on FTs... Scored in double-figures 6 times.

2020-21 (Freshman at Texas A&M): Did not see any game action.

Prep: Played at Tivy High School under his father, Brian Young ... As a senior in 2019-20, he was All-Region after averaging 20 points and eight rebounds and leading the Antlers to a bi-district championship and regional playoff run ... He finished the 2019-20 season second in the State for 3-pointers made... Earned first-team District 26-5A honors in 2018-19

2024-25 GAME-BY-GAME STATISTICS

Opponent	Date	GS	Min	FG	FGA	Pct	3FG	FGA	Pct	FT	FTA	Pct	Off	Def	Tot	Avg	PF	FO	A	TO	Blk	Stl	Pts	Avg
TARLETON ST.	11/04/24		1	1	1	1.000	1	1	1.000	0	0	.000	0	0	0	0.0	0	0	0	0	0	3	3.0	
FLORIDA A&M	11/07/24		1	0	1	.000	0	1	.000	0	0	.000	0	0	0	0.0	0	0	0	0	0	0	1.5	
UNC GREENSBORO	11/11/24		DNP																					
at Butler	11/15/24		DNP																					
PRAIRIE VIEW	11/18/24		DNP																					
MISSISSIPPI ST.	11/22/24		DNP																					
vs California Baptist	11/26/24		DNP																					
vs Washington St.	11/27/24		DNP																					
ALABAMA ST.	12/03/24		DNP																					

Totals 0 2 1 2 .500 1 2 .500 0 0 .000 0 0 0 0.0 0 0 0 0 0 0 3 1.5

Games played: 2
Minutes/game: 1.0
Points/game: 1.5
FG Pct: 50.0
3FG Pct: 50.0

HIGHS	SEASON	CAREER	CONF. GAME	CONF. TOUR/POST
MINUTES	1, Tarleton St 11/4/24 1, Florida A&M 11/7/24	26 (HP), Chaminade 2/27/22	26 (HP), Chaminade 2/27/22	0+, at Indiana St 3/20/24
FG	1, Tarleton St 11/4/24	5 (HP), NW Indian 11/20/21	4 (HP), at Point Loma 1/22/22 4 (HP), at Azusa Pacific 1/27/22 4 (HP), at Chaminade 2/11/22	
FGA	1, Tarleton St 11/4/24 1, Florida A&M 11/7/24	10 (HP), NW Indian 11/19/21	8 (HP), at Azusa Pacific 1/27/22 8 (HP), Chaminade 2/27/22	
3FG	1, Tarleton St 11/4/24	5 (HP), NW Indian 11/20/21	4 (HP), at Azusa Pacific 1/27/22	
3FGA	1, Tarleton St 11/4/24 1, Florida A&M 11/7/24	8 (HP), NW Indian 11/19/21 8 (HP), at Azusa Pacific 1/27/22	8 (HP), at Azusa Pacific 1/27/22	
FT		4 (HP), Chaminade 2/27/22	4 (HP), Chaminade 2/27/22	
FTA		5 (HP), Chaminade 2/27/22	5 (HP), Chaminade 2/27/22	
REBOUNDS		5 (HP), Azusa Pacific 2/5/22	5 (HP), Azusa Pacific 2/5/22	
ASSISTS		3 (HP), vs W.Va. St. 12/17/21	2 (HP), Dominican (CA) 1/13/22	
			2 (HP), Academy of Art 1/15/22 2 (HP), at Chaminade 2/11/22	
BLOCKS				
STEALS		2 (HP), at Chaminade 2/11/22 2 (HP), Chaminade 2/27/22	2 (HP), at Chaminade 2/11/22 2 (HP), Chaminade 2/27/22	
POINTS	3, Tarleton St 11/4/24	15 (HP), NW Indian 11/20/21	12 (HP), at Chaminade 2/11/22	

CAREER STATISTICS

Year	GP	GS	Min	Avg	FG	FGA	Pct	3FG	FGA	Pct	FT	FTA	Pct	Off	Def	Tot	Avg	PF	FO	Ast	TO	Blk	Stl	Pts	Avg
2021-22*	24	2	356	14.8	50	123	.407	41	108	.380	10	11	.909	8	39	47	2.0	12	0	19	11	0	11	151	6.3
2022-23	5	0	6	1.2	0	3	.000	0	3	.000	0	0	.000	0	0	0	0.0	0	0	0	0	0	0	0	0.0
2023-24	8	0	11	1.4	2	8	.250	2	7	.286	0	0	.000	3	4	7	0.9	0	0	0	1	0	1	6	0.8
2024-25	2	0	2	1.0	1	2	.500	1	2	.500	0	0	.000	0	0	0	0.0	0	0	0	0	0	0	3	1.5
SMU	15	0	19	1.3	3	13	.231	3	12	.250	0	0	.000	3	4	7	0.5	0	0	0	1	0	1	9	0.6
All*	39	2	375	9.6	53	136	.390	44	120	.367	10	11	.909	11	43	54	1.4	12	0	19	12	0	12	160	4.1

* Statistics from prior team/school

Games as Category Leader

Overall/Career (at SMU only)

Games as Category Leader			24-25 GP	Tot GP
Overall/Career (at SMU only)				
0	Jr.	B.J. Edwards	9	56
1	Fr.	Chance Puryear	0	0
2	Jr.	Boopie Miller	9	78
3	Sr.	Chuck Harris	9	125
5	Sr.	Tibet Görener	8	112
8	Sr.	Kario Oquendo	9	105
10	Jr.	AJ George	5	74
13	Fr.	Mitchell Holmes	0	0
20	Jr.	Jerrell Colbert	9	48
21	Jr.	Yohan Traore	9	64
22	Sr.	Keon Ambrose-Hylton	9	103
23	Fr.	Niccolo Kalischer-Stork	0	0
24	Fr.	Samet Yiğitoğlu	7	7
31	Jr.	Trey Utter	2	11
33	Sr.	Matt Cross	8	103
35	Sr.	Jackson Young	2	39

SMU - INDIVIDUAL GAME HIGHS

Points	21	HARRIS, Chuck at Butler (11/15/24)
	21	MILLER, Boopie vs UNC Greensboro (11/11/24)
	21	MILLER, Boopie vs Tarleton St. (11/04/24)
	20	OQUENDO, Kario vs Alabama St. (12/03/24)
	20	MILLER, Boopie vs Florida A&M (11/07/24)
Field Goals Made	8	HARRIS, Chuck at Butler (11/15/24)
	8	MILLER, Boopie vs Tarleton St. (11/04/24)
Field Goal Att.	19	MILLER, Boopie at Butler (11/15/24)
	16	MILLER, Boopie vs UNC Greensboro (11/11/24)
FG Pct (min 5 made)	.875 (7-8)	OQUENDO, Kario vs Alabama St. (12/03/24)
	.833 (5-6)	OQUENDO, Kario vs California Baptist (11/26/24)
3-Point FG Made	4	OQUENDO, Kario vs Alabama St. (12/03/24)
	4	HARRIS, Chuck at Butler (11/15/24)
	4	HARRIS, Chuck vs Florida A&M (11/07/24)
3-Point FG Att.	7	MILLER, Boopie vs Alabama St. (12/03/24)
	7	HARRIS, Chuck vs UNC Greensboro (11/11/24)
	7	MILLER, Boopie vs Tarleton St. (11/04/24)
3-Pt FG Pct (min 2 made)	.800 (4-5)	OQUENDO, Kario vs Alabama St. (12/03/24)
	.800 (4-5)	HARRIS, Chuck at Butler (11/15/24)
Free Throws Made	10	TRAORE, Yohan vs Florida A&M (11/07/24)
	10	MILLER, Boopie vs Washington St. (11/27/24)
Free Throw Att.	12	TRAORE, Yohan vs Florida A&M (11/07/24)
	10	MILLER, Boopie vs Washington St. (11/27/24)
	10	YIGITOGU, Samet vs Mississippi St. (11/22/24)
FT Pct (min 3 made)	1.000 (6-6)	COLBERT, Jerrell vs Alabama St. (12/03/24)
	1.000 (6-6)	MILLER, Boopie vs Mississippi St. (11/22/24)
	1.000 (4-4)	HARRIS, Chuck vs Washington St. (11/27/24)
	1.000 (4-4)	COLBERT, Jerrell vs Prairie View (11/18/24)
	1.000 (4-4)	HARRIS, Chuck vs Tarleton St. (11/04/24)
	1.000 (3-3)	TRAORE, Yohan at Butler (11/15/24)
Rebounds	12	CROSS, Matt vs Prairie View (11/18/24)
	11	YIGITOGU, Samet vs Washington St. (11/27/24)
Assists	9	MILLER, Boopie vs Florida A&M (11/07/24)
	7	MILLER, Boopie vs UNC Greensboro (11/11/24)
	7	MILLER, Boopie vs Tarleton St. (11/04/24)
Steals	5	EDWARDS, B.J. vs UNC Greensboro (11/11/24)
	4	EDWARDS, B.J. vs Tarleton St. (11/04/24)
	4	OQUENDO, Kario vs Tarleton St. (11/04/24)
	4	MILLER, Boopie vs Tarleton St. (11/04/24)
Blocked Shots	4	COLBERT, Jerrell vs Prairie View (11/18/24)
	3	YIGITOGU, Samet vs Mississippi St. (11/22/24)
Turnovers	5	EDWARDS, B.J. vs Mississippi St. (11/22/24)
	4	MILLER, Boopie vs Mississippi St. (11/22/24)
	4	OQUENDO, Kario vs Prairie View (11/18/24)
	4	MILLER, Boopie vs UNC Greensboro (11/11/24)
Fouls	5	HARRIS, Chuck vs Mississippi St. (11/22/24)
	5	COLBERT, Jerrell vs Florida A&M (11/07/24)
	5	COLBERT, Jerrell vs Tarleton St. (11/04/24)
Minutes	37	CROSS, Matt vs Washington St. (11/27/24)
	33	EDWARDS, B.J. vs California Baptist (11/26/24)
	33	EDWARDS, B.J. vs UNC Greensboro (11/11/24)
	31	MILLER, Boopie vs Washington St. (11/27/24)
	31	CROSS, Matt vs California Baptist (11/26/24)
	31	CROSS, Matt vs Mississippi St. (11/22/24)

OPPONENT INDIVIDUAL GAME HIGHS

Points	32	Kendal Coleman vs California Baptist (11/26/24)
	21	Keriyon Giles vs UNC Greensboro (11/11/24)
	21	Bubu Benjamin vs Tarleton St. (11/04/24)
	20	Tanahj Pettway vs Prairie View (11/18/24)
	19	Jahmyl Telfort at Butler (11/15/24)
Field Goals Made	12	Kendal Coleman vs California Baptist (11/26/24)
	9	Keriyon Giles vs UNC Greensboro (11/11/24)
Field Goal Att.	18	Josh Hubbard vs Mississippi St. (11/22/24)
	17	Nate Calmese vs Washington St. (11/27/24)
	17	Keriyon Giles vs UNC Greensboro (11/11/24)
	17	Sterling Young vs Florida A&M (11/07/24)
FG Pct (min 5 made)	.833 (5-6)	Kolby King at Butler (11/15/24)
	.750 (12-16)	Kendal Coleman vs California Baptist (11/26/24)
3-Point FG Made	6	Kendal Coleman vs California Baptist (11/26/24)
	4	Amarr Knox vs Alabama St. (12/03/24)
	4	Patrick McCaffery at Butler (11/15/24)
	4	Kolby King at Butler (11/15/24)
3-Point FG Att.	10	Josh Hubbard vs Mississippi St. (11/22/24)
	9	Nate Calmese vs Washington St. (11/27/24)
3-Pt FG Pct (min 2 made)	1.000 (4-4)	Kolby King at Butler (11/15/24)
	1.000 (2-2)	Caleb Evans vs Tarleton St. (11/04/24)
Free Throws Made	14	Bubu Benjamin vs Tarleton St. (11/04/24)
	8	Finley Bizjack at Butler (11/15/24)
Free Throw Att.	16	Bubu Benjamin vs Tarleton St. (11/04/24)
	8	Finley Bizjack at Butler (11/15/24)
	8	Malik Henry vs UNC Greensboro (11/11/24)
	8	Ronald Polite III vs UNC Greensboro (11/11/24)
FT Pct (min 3 made)	1.000 (8-8)	Finley Bizjack at Butler (11/15/24)
	1.000 (7-7)	Braelon Bush vs Prairie View (11/18/24)
	1.000 (6-6)	RJ Melendez vs Mississippi St. (11/22/24)
	1.000 (4-4)	Josh Hubbard vs Mississippi St. (11/22/24)
	1.000 (4-4)	Pierre Brooks at Butler (11/15/24)
	1.000 (4-4)	Kaleb Washington vs Florida A&M (11/07/24)
	1.000 (3-3)	Shawn Fulcher vs Alabama St. (12/03/24)
Rebounds	10	Miles Jones vs UNC Greensboro (11/11/24)
	9	Andre Screen at Butler (11/15/24)
Assists	8	Adam Moussa vs California Baptist (11/26/24)
	8	Cameron Matthews vs Mississippi St. (11/22/24)
Steals	4	Isaiah Watts vs Washington St. (11/27/24)
	3	Adam Moussa vs California Baptist (11/26/24)
	3	Cameron Matthews vs Mississippi St. (11/22/24)
	3	Nick Anderson vs Prairie View (11/18/24)
	3	Keriyon Giles vs UNC Greensboro (11/11/24)
	3	KeShawn Murphy vs Mississippi St. (11/22/24)
Blocked Shots	2	D'Ante Bass vs Alabama St. (12/03/24)
	2	Mario Andrews vs Alabama St. (12/03/24)
	2	Isaiah Watts vs Washington St. (11/27/24)
	2	Dane Erikstrup vs Washington St. (11/27/24)
	2	Ja'Derryus Eatmon vs Florida A&M (11/07/24)
	2	Bubu Benjamin vs Tarleton St. (11/04/24)
Turnovers	6	Bubu Benjamin vs Tarleton St. (11/04/24)
	5	Donovan Atwell vs UNC Greensboro (11/11/24)
	5	Milton Matthews vs Florida A&M (11/07/24)
Fouls	5	KeShawn Murphy vs Mississippi St. (11/22/24)
	5	Michael Nwoko vs Mississippi St. (11/22/24)
	5	Evan Williams vs Prairie View (11/18/24)
	5	Jalen Breath vs UNC Greensboro (11/11/24)

SMU - TEAM GAME HIGHS
POINTS

FIELD GOALS MADE

FIELD GOAL ATTEMPTS

FIELD GOAL PERCENTAGE

3 PT FIELD GOALS MADE

3 PT FG ATTEMPTS

3 PT FG PERCENTAGE

FREE THROWS MADE

FREE THROW ATTEMPTS

FREE THROW PERCENTAGE

REBOUNDS

ASSISTS

STEALS

BLOCKED SHOTS

TURNOVERS

FOULS

110	PRAIRIE VIEW (11/18/24)
102	FLORIDA A&M (11/07/24)
101	ALABAMA ST. (12/03/24)
96	TARLETON ST. (11/04/24)
81	UNC GREENSBORO (11/11/24)
37	PRAIRIE VIEW (11/18/24)
35	FLORIDA A&M (11/07/24)
74	PRAIRIE VIEW (11/18/24)
69	ALABAMA ST. (12/03/24)
.540 (34-63)	TARLETON ST. (11/04/24)
.530 (35-66)	FLORIDA A&M (11/07/24)
12	PRAIRIE VIEW (11/18/24)
11	TARLETON ST. (11/04/24)
29	ALABAMA ST. (12/03/24)
26	TARLETON ST. (11/04/24)
.480 (12-25)	PRAIRIE VIEW (11/18/24)
.423 (11-26)	TARLETON ST. (11/04/24)
25	ALABAMA ST. (12/03/24)
24	PRAIRIE VIEW (11/18/24)
34	ALABAMA ST. (12/03/24)
34	MISSISSIPPI ST. (11/22/24)
.842 (16-19)	vs Washington St. (11/27/24)
.815 (22-27)	FLORIDA A&M (11/07/24)
59	PRAIRIE VIEW (11/18/24)
56	ALABAMA ST. (12/03/24)
25	PRAIRIE VIEW (11/18/24)
23	FLORIDA A&M (11/07/24)
13	TARLETON ST. (11/04/24)
10	FLORIDA A&M (11/07/24)
8	PRAIRIE VIEW (11/18/24)
7	FLORIDA A&M (11/07/24)
14	PRAIRIE VIEW (11/18/24)
13	MISSISSIPPI ST. (11/22/24)
13	TARLETON ST. (11/04/24)
22	MISSISSIPPI ST. (11/22/24)
21	FLORIDA A&M (11/07/24)

SMU - GAME LOWS
POINTS

FIELD GOALS MADE

FIELD GOAL ATTEMPTS

FIELD GOAL PERCENTAGE

3 PT FIELD GOALS MADE

3 PT FG ATTEMPTS

3 PT FG PERCENTAGE

FREE THROWS MADE

FREE THROW ATTEMPTS

FREE THROW PERCENTAGE

REBOUNDS

ASSISTS

STEALS

BLOCKED SHOTS

TURNOVERS

FOULS

70	at Butler (11/15/24)
77	vs Washington St. (11/27/24)
79	MISSISSIPPI ST. (11/22/24)
79	vs California Baptist (11/26/24)
81	UNC GREENSBORO (11/11/24)
24	MISSISSIPPI ST. (11/22/24)
26	at Butler (11/15/24)
47	MISSISSIPPI ST. (11/22/24)
55	vs California Baptist (11/26/24)
.400 (26-65)	at Butler (11/15/24)
.424 (28-66)	vs Washington St. (11/27/24)
5	at Butler (11/15/24)
5	vs Washington St. (11/27/24)
15	at Butler (11/15/24)
15	vs Washington St. (11/27/24)
.261 (6-23)	UNC GREENSBORO (11/11/24)
.333 (5-15)	at Butler (11/15/24)
.333 (5-15)	vs Washington St. (11/27/24)
13	at Butler (11/15/24)
13	vs California Baptist (11/26/24)
18	at Butler (11/15/24)
18	vs California Baptist (11/26/24)
.676 (23-34)	MISSISSIPPI ST. (11/22/24)
.700 (21-30)	UNC GREENSBORO (11/11/24)
30	vs California Baptist (11/26/24)
33	MISSISSIPPI ST. (11/22/24)
9	at Butler (11/15/24)
12	vs California Baptist (11/26/24)
12	vs Washington St. (11/27/24)
4	vs Washington St. (11/27/24)
5	MISSISSIPPI ST. (11/22/24)
1	ALABAMA ST. (12/03/24)
2	UNC GREENSBORO (11/11/24)
8	ALABAMA ST. (12/03/24)
9	vs Washington St. (11/27/24)
12	vs California Baptist (11/26/24)
14	vs Washington St. (11/27/24)

Opponent - GAME HIGHS
POINTS

FIELD GOALS MADE

FIELD GOAL ATTEMPTS

FIELD GOAL PERCENTAGE

3 PT FIELD GOALS MADE

3 PT FG ATTEMPTS

3 PT FG PERCENTAGE

FREE THROWS MADE

FREE THROW ATTEMPTS

FREE THROW PERCENTAGE

REBOUNDS

ASSISTS

STEALS

BLOCKED SHOTS

TURNOVERS

FOULS

84	MISSISSIPPI ST. (11/22/24)
81	at Butler (11/15/24)
77	vs California Baptist (11/26/24)
73	FLORIDA A&M (11/07/24)
72	ALABAMA ST. (12/03/24)
30	vs California Baptist (11/26/24)
28	MISSISSIPPI ST. (11/22/24)
71	PRAIRIE VIEW (11/18/24)
69	ALABAMA ST. (12/03/24)
.517 (30-58)	vs California Baptist (11/26/24)
.414 (24-58)	UNC GREENSBORO (11/11/24)
13	ALABAMA ST. (12/03/24)
12	at Butler (11/15/24)
41	ALABAMA ST. (12/03/24)
33	vs Washington St. (11/27/24)
.529 (9-17)	vs California Baptist (11/26/24)
.462 (12-26)	at Butler (11/15/24)
.462 (6-13)	TARLETON ST. (11/04/24)
20	FLORIDA A&M (11/07/24)
20	TARLETON ST. (11/04/24)
26	FLORIDA A&M (11/07/24)
25	MISSISSIPPI ST. (11/22/24)
.833 (20-24)	TARLETON ST. (11/04/24)
.792 (19-24)	at Butler (11/15/24)
39	at Butler (11/15/24)
39	UNC GREENSBORO (11/11/24)
20	MISSISSIPPI ST. (11/22/24)
17	vs California Baptist (11/26/24)
9	MISSISSIPPI ST. (11/22/24)
9	PRAIRIE VIEW (11/18/24)
6	ALABAMA ST. (12/03/24)
6	vs Washington St. (11/27/24)
23	TARLETON ST. (11/04/24)
15	PRAIRIE VIEW (11/18/24)
15	UNC GREENSBORO (11/11/24)
15	FLORIDA A&M (11/07/24)
25	ALABAMA ST. (12/03/24)
25	PRAIRIE VIEW (11/18/24)

Opponent - GAME LOWS
POINTS

FIELD GOALS MADE

FIELD GOAL ATTEMPTS

FIELD GOAL PERCENTAGE

3 PT FIELD GOALS MADE

3 PT FG ATTEMPTS

3 PT FG PERCENTAGE

FREE THROWS MADE

FREE THROW ATTEMPTS

FREE THROW PERCENTAGE

REBOUNDS

ASSISTS

STEALS

BLOCKED SHOTS

TURNOVERS

FOULS

60	vs Washington St. (11/27/24)
62	TARLETON ST. (11/04/24)
68	UNC GREENSBORO (11/11/24)
69	PRAIRIE VIEW (11/18/24)
72	ALABAMA ST. (12/03/24)
18	TARLETON ST. (11/04/24)
21	vs Washington St. (11/27/24)
49	TARLETON ST. (11/04/24)
57	vs Washington St. (11/27/24)
.324 (23-71)	PRAIRIE VIEW (11/18/24)
.348 (24-69)	ALABAMA ST. (12/03/24)
5	UNC GREENSBORO (11/11/24)
6	TARLETON ST. (11/04/24)
6	PRAIRIE VIEW (11/18/24)
13	TARLETON ST. (11/04/24)
17	vs California Baptist (11/26/24)
.194 (6-31)	PRAIRIE VIEW (11/18/24)
.250 (5-20)	UNC GREENSBORO (11/11/24)
8	vs California Baptist (11/26/24)
8	vs Washington St. (11/27/24)
13	vs California Baptist (11/26/24)
15	vs Washington St. (11/27/24)
.533 (8-15)	vs Washington St. (11/27/24)
.615 (8-13)	vs California Baptist (11/26/24)
25	vs Washington St. (11/27/24)
27	vs California Baptist (11/26/24)
8	TARLETON ST. (11/04/24)
11	ALABAMA ST. (12/03/24)
3	at Butler (11/15/24)
4	ALABAMA ST. (12/03/24)
3	TARLETON ST. (11/04/24)
3	PRAIRIE VIEW (11/18/24)
3	MISSISSIPPI ST. (11/22/24)
3	vs California Baptist (11/26/24)
7	MISSISSIPPI ST. (11/22/24)
8	vs Washington St. (11/27/24)
8	ALABAMA ST. (12/03/24)
12	vs California Baptist (11/26/24)
16	TARLETON ST. (11/04/24)
16	at Butler (11/15/24)
16	vs Washington St. (11/27/24)

SMU When...	Overall			Home		Away		Neutral		Overtime		Conference			Home		Away		Overtime	
	W	L	Pct	W	L	W	L	W	L	W	L	W	L	Pct	W	L	W	L	W	L
Record	7	2	0.778	5	1							0	0	#DIV/0!						
Home	5	1	0.833	5	1							0	0	#DIV/0!						
Road	0	1	0.000			1						0	0	#DIV/0!						
Neutral	2	0	1.000					2				0	0	#DIV/0!						
Overtime	0	0	#DIV/0!									0	0	#DIV/0!						
Leads at half	6	1	0.857	5	1			1				0	0	#DIV/0!						
Trails at half	1	1	0.500			1		1				0	0	#DIV/0!						
Tied at half	0	0	#DIV/0!									0	0	#DIV/0!						
Leads with 5:00 left in 2nd half	7	0	1.000	5				2				0	0	#DIV/0!						
Trails with 5:00 left in 2nd half	0	2	0.000		1	1						0	0	#DIV/0!						
Tied with 5:00 left in 2nd half	0	0	#DIV/0!									0	0	#DIV/0!						
Scores 59 or less	0	0	#DIV/0!									0	0	#DIV/0!						
Scores 60-69	0	0	#DIV/0!									0	0	#DIV/0!						
Scores 70-79	2	2	0.500		1	1		2				0	0	#DIV/0!						
Scores 80-89	1	0	1.000	1								0	0	#DIV/0!						
Scores 90-99	1	0	1.000	1								0	0	#DIV/0!						
Scores 100+	3	0	1.000	3								0	0	#DIV/0!						
Opp. Scores 59 or less	0	0	#DIV/0!									0	0	#DIV/0!						
Opp. Scores 60-69	4	1	0.800	3		1		1				0	0	#DIV/0!						
Opp. Scores 70-79	3	0	1.000	2				1				0	0	#DIV/0!						
Opp. Scores 80-89	0	1	0.000		1							0	0	#DIV/0!						
Opp. Scores 90-99	0	0	#DIV/0!									0	0	#DIV/0!						
Opp. Scores 100+	0	0	#DIV/0!									0	0	#DIV/0!						
Margin is 3 pts or less	1	0	1.000					1				0	0	#DIV/0!						
Margin is 5 pts or less	1	1	0.500		1			1				0	0	#DIV/0!						
Margin is 9 pts or less	1	1	0.500		1			1				0	0	#DIV/0!						
Margin is 10+ pts	6	1	0.857	5		1		1				0	0	#DIV/0!						
Shoots better than the opp.	7	1	0.875	5	1			2				0	0	#DIV/0!						
Shoots worse than the opp.	0	1	0.000			1						0	0	#DIV/0!						
Shoots the same as opp.	0	0	#DIV/0!									0	0	#DIV/0!						
SMU 50%+ FG	4	1	0.800	3	1			1				0	0	#DIV/0!						
Opp. 50%+ FG	1	0	1.000					1				0	0	#DIV/0!						
Opp. at or below 40%	5	0	1.000	4				1				0	0	#DIV/0!						
Outrebounds opponent	6	1	0.857	5		1		1				0	0	#DIV/0!						
Outrebounded by opponent	0	1	0.000		1							0	0	#DIV/0!						
Rebounds are even	0	0	#DIV/0!									0	0	#DIV/0!						
Reb Differential +10 or more	3	0	1.000	3								0	0	#DIV/0!						
Reb Differential -10 or more	0	0	#DIV/0!									0	0	#DIV/0!						
Attempts more FTs	6	1	0.857	4	1			2				0	0	#DIV/0!						
Attempts less FTs	1	1	0.500	1		1						0	0	#DIV/0!						
Attempts the same FTs	0	0	#DIV/0!									0	0	#DIV/0!						
Attempts 20 or more FTs	5	1	0.833	5	1							0	0	#DIV/0!						
Opp. Attempts 20 or more FTs	4	2	0.667	4	1		1					0	0	#DIV/0!						
FTA differential +10 or more	1	0	1.000	1								0	0	#DIV/0!						
FTA differential -10 or more	0	0	#DIV/0!									0	0	#DIV/0!						
Plays AP ranked opp.	0	0	#DIV/0!									0	0	#DIV/0!						
Plays opponent receiving votes	0	1	0.000		1							0	0	#DIV/0!						
Plays during the day (pre 6pm start)	0	0	#DIV/0!									0	0	#DIV/0!						
Plays at night (6pm or later start)	7	2	0.778	5	1		1	2				0	0	#DIV/0!						
November	6	2	0.750	4	1		1	2				0	0	#DIV/0!						
December	1	0	1.000	1								0	0	#DIV/0!						
January	0	0	#DIV/0!									0	0	#DIV/0!						
February	0	0	#DIV/0!									0	0	#DIV/0!						
March	0	0	#DIV/0!									0	0	#DIV/0!						
April	0	0	#DIV/0!									0	0	#DIV/0!						
Has more turnovers	2	2	0.500		1		1	2				0	0	#DIV/0!						
Has less turnovers	4	0	1.000	4								0	0	#DIV/0!						
Turnovers are the same	1	0	1.000	1								0	0	#DIV/0!						
Has more Steals	5	1	0.833	4		1		1				0	0	#DIV/0!						
Has less Steals	2	1	0.667	1	1			1				0	0	#DIV/0!						
Steals are the same	0	0	#DIV/0!									0	0	#DIV/0!						
Points in paint - more	6	1	0.857	5		1		1				0	0	#DIV/0!						
Points in paint - less	0	1	0.000		1							0	0	#DIV/0!						
Points in paint - same	1	0	1.000					1				0	0	#DIV/0!						
Points off turnovers - more	5	0	1.000	4				1				0	0	#DIV/0!						
Points off turnovers - less	2	2	0.500	1	1		1	1				0	0	#DIV/0!						
Points off turnovers - same	0	0	#DIV/0!									0	0	#DIV/0!						
2nd chance points - more	5	0	1.000	3				2				0	0	#DIV/0!						
2nd chance points - less	2	2	0.500	2	1		1					0	0	#DIV/0!						
2nd chance points - same	0	0	#DIV/0!									0	0	#DIV/0!						
Bench points - more	6	1	0.857	4		1		2				0	0	#DIV/0!						
Bench points - less	1	1	0.500	1	1							0	0	#DIV/0!						
Bench points - same	0	0	#DIV/0!									0	0	#DIV/0!						
Makes more 3pt shots	4	0	1.000	4								0	0	#DIV/0!						
Makes less 3pt shots	3	2	0.600	1	1		1	2				0	0	#DIV/0!						
Makes same 3pt shots	0	0	#DIV/0!									0	0	#DIV/0!						
Has a player with a double-double	4	0	1.000	3				1				0	0	#DIV/0!						
Opp. has a player with a double-double	0	0	#DIV/0!									0	0	#DIV/0!						
Has 4 players with 10+ points	6	1	0.857	4	1			2				0	0	#DIV/0!						
Opp. has 4 players with 10+ points	1	2	0.333	1	1		1					0	0	#DIV/0!						

1 Tarleton State.....62 at SMU.....96 SMU Record 1-0

11/04/24 7:30 pm at Dallas, TX

Tarleton St. 0-1,0-0 WAC

##	Player	f	fg	fga	ft	fta	of	de	tot	pf	tp	a	to	blk	s	min
03	Ronnie Harrison	f	0	4	0	0	0	0	0	1	0	1	0	0	0	16
23	Chris Mpaka	f	1	2	0	0	2	2	1	4	6	2	1	2	0	23
04	Jordan Mizell	g	3	11	5	0	0	2	2	3	2	4	0	2	2	22
11	Bubu Benjamin	g	3	11	1	1	5	14	16	3	1	4	3	2	1	38
21	Nick Kross	g	1	1	1	1	0	0	0	1	1	0	3	0	0	11
00	Izzy Miles	4	11	0	1	0	0	0	0	1	4	8	2	3	0	28
01	Matt Krass	4	7	2	3	0	0	0	0	1	1	10	0	4	0	17
08	Joseph Martinez	1	2	0	1	2	0	2	2	1	3	1	0	0	1	22
15	Caleb Evans	3	6	2	2	1	2	5	6	1	9	0	2	1	0	21
24	Ray Marom	0	0	0	0	0	0	0	0	1	0	0	0	0	0	2
TEAM																
Totals.....		18	49	6	13	20	24	9	20	29	16	62	8	23	3	200
TOTAL FG%	1st Half: 6-22	27.3%	2nd Half:	12-27	44.4%	Game:	36.7%	DEAD								
3-PT FG%	1st Half: 3-7	42.9%	2nd Half:	3-6	50.0%	Game:	46.2%	REBS								
F Throw %	1st Half: 13-14	92.9%	2nd Half:	7-10	70.0%	Game:	83.3%	4								

SMU 1-0,0-0 ACC

##	Player	f	fg	fga	ft	fta	of	de	tot	pf	tp	a	to	blk	s	min
21	TRAORE, Yohan	f	3	6	1	3	5	2	4	6	3	10	1	0	0	26
33	CROSS, Matt	f	1	1	0	0	0	0	0	0	0	0	0	0	0	1
00	EDWARDS, B.J.	g	4	8	2	3	3	5	2	4	6	0	13	3	2	4
02	MILLER, Boopie	g	8	15	3	7	2	3	3	2	3	21	7	1	0	29
08	OQUENDO, Kario	g	6	10	2	5	2	2	3	3	6	1	2	1	0	26
03	HARRIS, Chuck	0	4	8	2	5	4	4	0	3	3	0	16	5	2	0
05	GORENER, Tibet	0	4	8	2	5	4	4	0	3	3	0	1	0	0	17
10	GEORGE, AJ	1	2	0	0	0	0	0	0	3	3	1	2	0	0	15
20	COLBERT, Jerrell	1	1	0	0	1	1	0	0	1	5	3	0	1	1	7
22	AMBROSE-HYLTON, Keon	5	7	0	1	2	2	4	1	5	1	12	0	3	2	26
31	UTTER, Trey	0	0	0	0	0	0	0	0	0	0	1	0	0	0	1
35	YOUNG, Jackson	1	1	1	1	0	0	0	0	0	0	0	0	0	0	1
TEAM																
Totals.....		34	63	11	26	17	22	13	22	35	18	96	20	13	4	200
TOTAL FG%	1st Half: 17-29	58.6%	2nd Half:	17-34	50.0%	Game:	54.0%	DEAD								
3-PT FG%	1st Half: 6-12	50.0%	2nd Half:	5-14	35.7%	Game:	42.3%	REBS								
F Throw %	1st Half: 11-11	100%	2nd Half:	6-11	54.5%	Game:	77.3%	1								

Officials: Patrick O'Connell,Jenna Reneau,Ron Groover Technicals: SMU-Oquendo; TEAM: Att: 5454 Tarleton St. 28 34 62 SMU 51 45 96

Points in paint-TSU 12,SMU 38. Points off turnovers-TSU 11,SMU 30. 2nd chance points-TSU 13,SMU 7. Fast break points-TSU 11,SMU 28. Bench points-TSU 30,SMU 36. Score tied-1 time. Lead changed-1 time. Last FG-TSU 2nd-00:25, SMU 2nd-00:46. Largest lead-TSU by 5 1st-18:23, SMU by 37 2nd-00:46. TSU led for 01:51. SMU led for 36:45. Game was tied for 01:24.

DALLAS — SMU opened with a 96-62 victory over Tarleton State. SMU used a 32-3 run, including a 22-0 stretch, to pull away early. SMU shot 54% while showcasing balanced scoring. Boopie Miller led SMU with 21 points and 7 assists. He was one of six SMU players to score in double figures. Chuck Harris added 16 points and 5 assists, while Kario Oquendo had 16 points and tied a career-high with 4 steals. The SMU defense was also impressive, forcing 23 turnovers (13 steals), and converting those into 30 points. SMU set the tone, as they held TSU to just 1-of-8 shooting during the 22-0 run. B.J. Edwards had a career-high 13 points, 6 rebounds and 4 steals. Yohan Traore added 10 points and 6 rebounds. SMU dominated in the paint, 38-12, and fastbreak points, 28-11. With SMU holding a commanding 51-28 lead at halftime, the second half was more of the same. SMU finished with 20 assists.

3 UNC Greensboro.....68 at SMU.....81 SMU Record 3-0

11/11/24 7:00 pm at Dallas, TX

UNC Greensboro 1-1,0-0 SoCon

##	Player	f	fg	fga	ft	fta	of	de	tot	pf	tp	a	to	blk	s	min
12	Donovan Atwell	f	2	11	0	6	0	0	0	1	4	5	0	3	1	0
13	Miles Jones	f	4	0	0	0	0	2	8	10	4	5	9	0	0	22
22	Jalen Breath	f	4	5	0	0	1	2	1	2	5	9	0	0	0	19
03	Kenyon Giles	g	9	17	2	6	1	2	0	1	4	3	21	2	1	0
11	Donald Polite III	g	3	8	0	2	6	8	0	4	3	12	2	4	0	32
02	Demetrius Davis	0	6	0	0	0	0	2	0	2	3	0	0	0	0	25
04	Clinton Elinda	0	0	0	0	0	0	0	0	0	0	0	0	0	0	0
02	Mason So	0	0	0	0	0	0	0	0	0	0	0	0	0	0	0
14	Keyon Webb	0	0	0	0	0	0	0	0	0	0	0	0	0	0	0
20	Joryam Saisonou	4	4	1	1	1	2	0	4	4	2	4	4	1	1	0
24	Malik Henry	0	0	0	0	0	0	2	3	3	14	0	0	0	0	15
33	Muon Reath	0	0	0	0	0	0	0	1	1	0	0	0	0	0	0
34	Domas Kazonas	0	0	0	0	0	0	0	1	1	0	0	0	0	0	2
35	Akrum Ahemed	1	3	1	1	0	0	1	1	2	1	3	0	0	0	12
TEAM																
Totals.....		24	58	5	20	15	22	11	28	39	24	68	15	15	4	200
TOTAL FG%	1st Half: 15-36	41.7%	2nd Half:	9-22	40.9%	Game:	41.4%	DEAD								
3-PT FG%	1st Half: 3-11	27.3%	2nd Half:	2-9	22.2%	Game:	25.0%	REBS								
F Throw %	1st Half: 2-4	50.0%	2nd Half:	13-18	72.2%	Game:	68.2%	2								

SMU 3-0,0-0 ACC

##	Player	f	fg	fga	ft	fta	of	de	tot	pf	tp	a	to	blk	s	min
21	TRAORE, Yohan	f	4	8	0	1	3	4	3	2	5	4	5	1	0	29
24	YIGITOGU, Samet	c	5	8	0	3	5	1	3	4	4	13	1	1	0	21
00	EDWARDS, B.J.	g	6	12	2	5	3	4	2	5	7	17	1	2	1	33
02	MILLER, Boopie	g	7	16	2	6	5	7	1	3	4	4	21	7	4	0
08	OQUENDO, Kario	g	1	4	1	7	1	2	0	4	0	5	3	1	0	17
03	HARRIS, Chuck	4	13	0	7	1	2	0	2	2	2	0	5	3	1	16
05	GORENER, Tibet	0	0	0	0	2	2	0	1	1	0	2	0	0	0	11
20	COLBERT, Jerrell	0	1	0	0	1	2	1	1	2	1	0	0	0	0	7
22	AMBROSE-HYLTON, Keon	0	0	0	0	0	0	1	2	3	1	0	0	0	0	17
33	CROSS, Matt	3	5	1	2	1	2	2	3	5	0	8	0	0	0	20
TEAM																
Totals.....		27	63	6	23	21	30	14	27	41	18	81	15	11	2	200
TOTAL FG%	1st Half: 15-37	40.5%	2nd Half:	12-26	46.2%	Game:	42.9%	DEAD								
3-PT FG%	1st Half: 5-15	33.3%	2nd Half:	1-8	12.5%	Game:	26.1%	REBS								
F Throw %	1st Half: 6-7	85.7%	2nd Half:	15-23	65.2%	Game:	70.0%	3,1								

Officials: Kellen Miliner,Tony Padilla,Bert Smith Technicals: None. Attendance: 4930 UNC Greensboro 35 33 68 SMU 41 40 81

Pts in paint-UNCG 28,SMU 34. Pts off turnovers-UNCG 12,SMU 19. 2nd chance points-UNCG 6,SMU 16. Fast break pts-UNCG 5,SMU 13. Bench pts-UNCG 21,SMU 20. Score tied-2 times. Lead changed-5 times. Last FG-UNCG 2nd-00:34, SMU 2nd-02:22. Largest lead-UNCG by 5 1st-18:49, SMU by 19 2nd-02:54. UNCG led for 04:44. SMU led for 33:35. Game was tied for 01:41.

DALLAS (AP) -- Boopie Miller scored 21 points with 7 assists, B. J. Edwards had 17 points, and SMU defeated UNCG 81-68. Miller scored 13 in the 2nd half and SMU pushed a 6-point halftime lead to 14 points halfway through the period. Malik Henry threw down a dunk that got Greensboro within 65-54. Ronald Polite III added a layup for the Spartans before Samet Yigitoglu's dunk and FT started an 11-3 run capped by an Edwards 3-pointer to put the Mustangs up 78-59. Kenyon Giles scored 21 points, Henry 14 and Polite 12 for UNCG. Miles Jones grabbed 10 rebounds. A 3-pointer by Akrum Ahemed gave the Spartans a 24-23 lead with about 7 minutes left in the first half. B. J. Edwards then hit a 3 to put SMU up 26-24 and the Mustangs went on to lead 41-35 at halftime.

2 Florida A&M.....73 at SMU.....102 SMU Record 2-0

11/07/24 7:00 pm at Dallas, TX

Florida A&M 0-2,0-0 SWAC

##	Player	f	fg	fga	ft	fta	of	de	tot	pf	tp	a	to	blk	s	min
22	Tyler Shirley	f	2	5	0	2	1	1	1	1	1	1	0	0	0	29
35	Saiyd Burnside	f	3	4	0	0	1	3	1	2	3	4	7	2	0	23
02	Jordan Chatman	g	4	9	3	7	2	2	0	5	5	3	13	0	0	24
04	Sterling Young	g	5	17	3	8	2	0	0	0	0	0	15	3	1	0
05	Milton Matthews	g	2	5	2	4	4	5	1	1	2	4	10	2	5	0
01	Roderick Coffee III	0	1	0	1	0	0	0	0	0	0	0	0	0	0	2
03	Trey Lewis	0	2	0	1	2	2	0	1	1	0	0	2	2	1	7
08	Shagor O'Neal	2	4	0	0	2	2	4	2	3	5	1	6	1	2	0
10	Kaleb Washington	1	10	0	2	4	4	1	3	4	3	6	0	2	1	12
12	Miles Hall	1	1	0	0	0	0	1	0	0	1	0	2	2	0	4
20	Jamine Charles	0	0	0	0	0	0	0	0	0	0	1	0	1	0	4
23	Jacobi Hendricks	1	2	1	2	2	0	1	1	1	0	5	0	0	0	4
24	Ja'Derrys Eatmon	1	1	0	0	0	1	0	0	0	2	2	0	2	1	13
TEAM																
Totals.....		22	61	9	28	26	10	24	34	20	73	16	15	4	6	200
TOTAL FG%	1st Half: 8-31	25.8%	2nd Half:	14-30	46.7%	Game:	36.1%	DEAD								
3-PT FG%	1st Half: 4-17	23.5%	2nd Half:	5-11	45.5%	Game:	32.1%	REBS								
F Throw %	1st Half: 9-12	75.0%	2nd Half:	11-14	78.6%	Game:	76.9%	2								

SMU 1-0,0-0 ACC

Sh Throw %		1st Half: 9-12				75.0%				2nd Half:				11-14				78.6%				Game: 76.9%				2	
SMU 20-0-0 ACC				tot-fg		3-pt						rebounds															
##	Player	f	fg	fga	ft	fta	of	de	tot	pf	tp	a	to	blk	s	min											
21	TRAORE, Yohan	f	4	8	1	4	10	12	3	7	10	3	19	1	2	2	25										
22	AMBROSE-HYLTON, Keon	f	5	7	0	0	0	0	2	4	10	2	4	10	2	0	21										
00	EDWARDS, B.J.	g	5	7	1	2	2	3	4	7	0	13	6	2	0	3	26										
02	MILLER, Boopie	g	7	13	2	4	4	5	0	9	9	3	20	9	3	0	30										
08	OQUENDO, Kario	g	1	6	0	2	5	6	2	0	2	2	7	2	1	23											
03	HARRIS, Chuck	5	10	10	4	6	1	1	4	5	3	15	2	1	0	0	25										
05	GORENER, Tibet	3	6	2	4	0	0	1	2	3	1	8	0	0	0	0	18										
10	GEORGE, AJ	2	3	0	0	0	0	0	1	1	0	4	0	2	0	0	16										
20	COLBERT, Jerrell	3	5	0	1	0	0	0	1	1	5	6	1	0	1	1	11										
31	UTTER, Trey	0	0	0	0	0	0	0	0	0	0	0	0	0	0	0	1										
35	YOUNG, Jackson	0	1	0	1	0	0	0	2	3	5	0	0	0	0	0	1										
TEAM																											
Totals		35	66	10	24	22	27	12	33	45	21	102	23	11	7	10	200										
TOTAL FG%		1st Half: 18-31				58.1%				2nd Half: 17-35				48.6%				Game: 53.0%				DEAD					
3-Pt. FG%		1st Half: 4-9				44.4%				2nd Half: 6-15				40.0%				Game: 41.7%				REBS					
F Throw %		1st Half: 11-12				91.7%				2nd Half: 11-15				73.3%				Game: 81.5%				0					

5 Prairie View A&M.....69 at SMU110 SMU Record 4-1

11/18/24 7:00 pm at Dallas, TX

Prairie View 1-3,0-0 SWAC

#	Player	tot-fg		3-pt		ft	fta	rebounds		pf	tp	a	to	blk	s	min
		fg	fga	fg	fga			of	de							
00	Evan Williams	f	0	1	1	0	0	0	0	0	5	0	2	0	1	13
24	Marcel Bryant	f	2	8	0	2	1	2	4	1	5	4	0	0	1	24
11	Tanahj Pettway	g	6	15	2	8	6	7	2	2	2	20	1	1	0	32
12	Orlando Horton, Jr.	g	2	6	0	3	1	2	0	2	2	5	6	2	0	20
23	Nick Anderson	g	4	14	2	7	0	1	3	4	7	4	10	0	1	38
01	Jordan Tillmon	g	2	6	0	2	0	0	0	1	1	0	4	0	2	14
03	John-Paul Ricks	g	0	2	0	2	0	0	0	3	3	2	0	4	0	1
04	Braelon Bush	g	3	9	1	2	7	7	1	2	3	11	1	0	1	18
08	Chauncey Gibson	g	4	10	1	4	2	4	2	2	4	0	1	2	0	19
13	Elijah Terry	g	0	0	0	0	0	0	0	0	1	0	0	0	0	3
34	Ryan Bolton Jr.	g	0	0	0	0	0	1	0	1	4	0	2	1	0	7
TEAM																
Totals.....		23	71	6	31	17	23	15	18	33	25	69	14	15	3	200
TOTAL FG%		1st Half: 18-39	46.2%	2nd Half: 5-32	15.6%	Game: 32.4%	DEAD									
3-PT. FG%		1st Half: 5-18	27.8%	2nd Half: 1-13	7.7%	Game: 19.4%	REBS									
F Throw %		1st Half: 5-6	83.3%	2nd Half: 12-17	70.6%	Game: 73.9%	3									

SMU 4-1,0-0 ACC

#	Player		fg	fga	ft	fta	of	de	tot	pf	tp	a	to	blk	s	min
21	TRAORE, Yohan	f	3	5	1	1	3	2	2	1	8	1	1	0	1	16
24	YIGITOGU, Samet	c	3	6	0	5	6	4	5	9	2	11	2	1	2	1
00	EDWARDS, B.J.	g	2	7	0	3	0	0	2	2	4	1	4	2	1	19
02	MILLER, Boopie	g	6	11	1	2	0	0	2	2	4	13	4	1	0	2
08	OUQUENDO, Kario	g	2	5	2	3	0	0	3	3	2	6	1	4	0	12
03	HARRIS, Chuck	g	5	11	3	5	4	5	2	1	3	17	5	2	0	23
05	GORENER, Tibet	g	3	7	1	4	0	0	1	0	1	2	7	1	0	1
10	GEORGE, AJ	g	2	2	1	1	0	1	0	4	1	5	2	0	1	9
20	COLBERT, Jerrell	g	2	4	0	0	4	4	2	4	6	3	8	1	0	19
22	AMBROSE-HYLTON, Keon	g	3	8	1	2	7	8	4	2	6	0	14	2	2	0
33	CROSS, Matt	g	6	8	2	4	3	4	3	9	12	3	17	2	1	21
TEAM									3	2						27
Totals.....			37	74	12	25	24	31	23	36	59	20	110	25	14	8
TOTAL FG%			1st Half: 17-33	51.5%	2nd Half: 20-41	48.8%	Game: 50.0%		DEAD							
3-PT. FG%			1st Half: 9-13	69.2%	2nd Half: 3-12	25.0%	Game: 48.0%		REBS							
F Throw %			1st Half: 8-11	72.7%	2nd Half: 16-20	80.0%	Game: 77.4%		3							

Points in paint-PVAM 24,SMU 44. Pts off turnovers-PVAM 17,SMU 24. 2nd chance pts-PVAM 12,SMU 22. Fast break pts-PVAM 13,SMU 15. Bench pts-PVAM 29,SMU 68. Score tied-2 times. Lead changed-3 times. Last FG-PVAM 2nd-03:13, SMU 2nd-00:27. Largest lead-PVAM by 7 1st-16:57, SMU by 41 2nd-01:38. PVAM led for 03:50. SMU led for 34:57. Game was tied for 01:13.

DALLAS (AP) -- Matt Cross scored 17 points with 12 rebounds, Chuck Harris scored 17 with 5 assists and SMU outscored Prairie View A&M by 36 in the second half of a 110-69 victory. SMU took a 51-46 lead into intermission. The second half was a different story. Jerrell Colbert followed his dunk with a tip-in as SMU scored the first 7 points of second half go up 12. SMU led by 20 at 9:52 mark and 30 with 7:22 left. SMU reached the century mark with 3:59 left, going up by 37. Cross made 6-8 shots with two 3FGs for SMU. Harris made 5-11 shots (3-5 on 3FGs). Keon Ambrose-Hylton hit 7-8 free throws, scoring 14 with 6 rebounds. Boopie Miller added 13 points and 4 assists. Samet Yigitoglu just missed a double-double with 11 points and 9 boards. Tanahj Pettway scored 20 to lead PVAM. Braelon Bush and Chauncey Gibson scored 14 and 11, respectively. Nick Anderston had 10 points and 7 boards.

7 Cal Baptist77 vs SMU79 SMU Record 5-2

11/26/24 6:30 pm at Palm Desert, CA - Acrisure Holiday Invitational Semifinal

California Baptist 4-3,0-0 WAC

#	Player	tot-fg		3-pt		ft	fta	rebounds		pf	tp	a	to	blk	s	min
		fg	fga	fg	fga			of	de							
25	Kendal Coleman	f	12	16	6	8	2	4	1	5	6	1	32	1	0	35
14	AJ Braun	c	5	11	0	0	2	2	1	1	3	4	12	1	0	26
01	Dominique Daniels Jr	g	6	16	1	3	3	5	0	1	2	2	16	3	2	0
20	Sam Silverstein	g	2	6	2	3	0	0	3	3	3	6	3	2	0	38
33	Marlet Williams	g	2	3	0	0	0	0	1	2	0	4	0	2	0	34
04	Brantly Stevenson	g	0	2	0	0	1	2	0	0	0	1	0	0	1	6
10	Adam Moussa	g	0	2	0	2	0	0	0	2	3	1	0	8	2	0
13	Javontae Johnson	g	1	2	0	1	0	0	1	2	3	0	2	1	0	3
42	Bradey Henige	g	2	2	0	0	0	0	0	0	1	4	0	1	0	11
TEAM																
Totals.....		30	58	9	17	8	13	9	18	27	12	77	17	9	3	200
TOTAL FG%		1st Half: 14-29	48.3%	2nd Half: 16-29	55.2%	Game: 51.7%	DEAD									
3-PT. FG%		1st Half: 2-7	28.6%	2nd Half: 7-10	70.0%	Game: 52.9%	REBS									
F Throw %		1st Half: 2-6	33.3%	2nd Half: 6-7	85.7%	Game: 61.5%	4									

SMU 5-2,0-0 ACC

#	Player	tot-fg		3-pt		ft	fta	rebounds		pf	tp	a	to	blk	s	min
		fg	fga	fg	fga			of	de							
21	TRAORE, Yohan	f	2	8	2	5	6	8	2	2	0	12	0	0	0	28
33	CROSS, Matt	f	3	4	1	1	0	0	2	6	8	1	7	1	0	2
24	YIGITOGU, Samet	c	4	6	0	1	2	2	1	3	4	9	2	2	2	31
00	EDWARDS, B.J.	g	7	10	1	4	2	2	1	1	17	4	0	0	3	21
02	MILLER, Boopie	g	6	14	1	4	3	4	2	3	5	1	17	5	2	0
03	HARRIS, Chuck	g	2	4	0	1	0	0	1	1	2	4	0	1	0	1
05	GORENER, Tibet	g	0	0	0	0	0	0	1	1	2	4	0	0	1	5
08	OUQUENDO, Kario	g	5	6	3	4	1	2	0	2	2	1	14	0	0	0
10	GEORGE, AJ	g	0	0	0	0	0	0	0	0	0	0	0	0	0	1
20	COLBERT, Jerrell	g	0	1	0	0	0	0	1	0	1	2	0	0	3	2
22	AMBROSE-HYLTON, Keon	g	0	2	0	1	0	0	0	2	2	0	0	0	0	4
TEAM																
Totals.....		29	55	8	20	13	18	10	20	30	12	79	12	11	6	200

TOTAL FG%	1st Half: 17-32	53.1%	2nd Half: 12-23	52.2%	Game: 52.7%	DEAD
3-PT. FG%	1st Half: 6-13	46.2%	2nd Half: 2-7	28.6%	Game: 40.0%	REBS
F Throw %	1st Half: 5-8	62.5%	2nd Half: 8-10	80.0%	Game: 72.2%	3

Officials: Nomi Kidwai,Kirk Smith,John Hampton Technical: None. Attendance: 536
California Baptist 32 45 77
SMU 45 34 79
Points in the paint-CBU 40,SMU 40. Points off turnovers-CBU 11,SMU 11. 2nd chance points-CBU 12,SMU 15. Fast break points-CBU 3,SMU 9. Bench points-CBU 7,SMU 18. Score tied-8 times. Lead changed-2 times. Last FG-CBU 2nd-00:15, SMU 2nd-00:02. Largest lead-SMU by 1 1st-19:04, SMU by 16 2nd-18:49. CBU led for 00:32. SMU led for 34:18. Game was tied for 04:57.

PALM SPRINGS, CA (AP) -- Boopie Miller's basket with 2.1 seconds left gave SMU a 79-77 win over California Baptist after the Mustangs blew a 16-point second-half lead. The Lancers rallied behind Kendal Coleman, who scored 25 of his career-high 32 points in the second half when they tied the game seven times, the final time on Dominique Daniels Jr.'s drive with 15.7 seconds left. Out of an SMU timeout, Miller took the inbound pass and worked the clock down before coming off a ball screen and putting in about a 10-foot floater. B.J. Edwards scored 17 points, Miller 16, Kario Ouquendo 14 and Yohan Traore 10 for the Mustangs, who shot 53% and made 8 of 20 3-point tries. Coleman was 12-of-16 shooting, making 6 of 8 from three, in leading the Lancers. Daniels added 16 points and AJ Braun 12. California Baptist shot 52%. SMU led almost the entire first half and outscored Lancers 11-4 to end the half for a 45-32 lead.

6 [rv/rv] Mississippi State84 at SMU79 SMU Record 4-2

11/22/24 7:30 pm at Dallas, TX

Mississippi St. 5-0,0-0 SEC

#	Player	f	fg	fga	ft	fta	of	de	tot	pf	tp	a	to	blk	s	min
04	Cameron Matthews	f	3	6	0	1	0	0	2	3	5	3	6	0	0	31
23	Michael Nwoko	c	1	3	0	0	0	2	2	4	5	2	0	0	0	11
01	Kanye Clary	g	2	6	1	2	3	3	3	2	8	4	0	0	0	26
05	Shawn Jones, Jr.	g	0	0	0	0	0	1	0	0	0	1	0	0	0	7
12	Josh Hubbard	g	4	18	2	10	4	4	0	0	2	14	5	0	0	33
00	Claudell Harris Jr.	g	4	8	2	6	0	0	0	1	10	0	0	0	2	16
02	Riley Kugel	g	4	6	1	2	4	7	4	2	6	1	13	1	0	22
02	KeShawn Murphy	g	6	12	2	3	2	4	1	6	7	5	1	2	3	20
23	RJ Melendez	g	4	8	1	2	6	6	3	3	5	15	1	0	0	22
34	Gai Chol	g	0	1	0	0	0	0	0	1	0	0	0	0	0	2
	TEAM															
	Totals.....		28	68	9	26	19	25	16	21	37	28	7	3	9	200
	TOTAL FG%		1st Half: 12-38		31.6%		2nd Half:		16-30		53.3%		Game:		41.2%	DEAD
	3-PT FG%		1st Half: 3-13		23.1%		2nd Half:		6-13		46.2%		Game:		34.6%	REBS
	F Throw %		1st Half: 6-8		75.0%		2nd Half:		13-17		76.5%		Game:		76.0%	3

The Last Time...	SMU Opponent	Date	Result	Opp Opponent	Date	Result
Scored 110 pts	110 Prairie View A&M	11/18/2024	W, 110-69			
Scored 105 pts	110 Prairie View A&M	11/18/2024	W, 110-69	105 at Texas Tech	12/1/2004	L, 105-67
Scored 100 pts	101 Alabama State	12/3/2024	W, 101-72	101 at [-rv] Indiana State	3/20/2024	L, 101-92
Scored 95 pts	101 Alabama State	12/3/2024	W, 101-72	101 at [-rv] Indiana State	3/20/2024	L, 101-92
Scored 90 pts	101 Alabama State	12/3/2024	W, 101-72	101 at [-rv] Indiana State	3/20/2024	L, 101-92
Scored 50 pts or less	48 at [6/6] Houston	1/31/2021	L, 70-48	50 Lamar	11/27/2022	W, 75-50
Scored 49 pts or less	48 at [6/6] Houston	1/31/2021	L, 70-48	47 Evansville	11/19/2022	W, 55-47
Scored 44 pts or less	37 at UCF	2/17/2018	L, 52-37	39 USF	12/31/2017	W, 79-39
Scored 43 pts or less	37 at UCF	2/17/2018	L, 52-37	39 USF	12/31/2017	W, 79-39
Scored 40 pts or less	37 at UCF	2/17/2018	L, 52-37	39 USF	12/31/2017	W, 79-39
Scored 38 pts or less	37 at UCF	2/17/2018	L, 52-37	38 Alabama State	12/22/2010	W, 49-38
Scored 35 pts or less	28 UAB	2/15/2012	L, 47-28	32 Wayland Baptist	11/24/2010	W, 65-32
Scored 55 pts or more (1st half)	58 (58-36) [rv/-] Memphis	2/18/2024	W, 106-79			
Scored 53 pts or more (1st half)	58 (58-36) [rv/-] Memphis	2/18/2024	W, 106-79	53 Centenary	11/17/2007	L, 93-76
Scored 51 pts or more (1st half)	51 (51-46) Prairie View A&M	11/18/2024	W, 110-69	51 (51-34) at Cincinnati	3/5/2023	L, 97-74
Scored 50 pts or more (1st half)	51 (51-46) Prairie View A&M	11/18/2024	W, 110-69	51 (51-34) at Cincinnati	3/5/2023	L, 97-74
Scored 62 pts or more (2nd half)	62 (62-31) Hampton	12/17/2015	W, 105-72	63 (63-55) Tulane	1/11/2023	L, 97-88
Scored 60 pts or more (2nd half)	62 (62-31) Hampton	12/17/2015	W, 105-72	61 (61-43) at [-rv] Indiana State	3/20/2024	L, 101-92
Scored 55 pts or more (2nd half)	59 (59-23) Prairie View A&M	11/18/2024	W, 110-69	61 (61-43) at [-rv] Indiana State	3/20/2024	L, 101-92
Scored 50 pts or more (2nd half)	52 (52-33) Alabama State	12/3/2024	W, 101-72	51 (51-41) [rv/rv] Mississippi State	11/22/2024	L, 84-79
Scored 50+ in consecutive first halves	51, 51 Tarleton State 11/4/24 (W, 96-62), Florida A&M 11/7/24 (W, 102-73)					
Scored 50 pts or less (consecutive gms)	at UCF 2/24/19 (L, 95-48), [23/22] Cincinnati 2/27/19 (L, 52-49)			at UCF 1/18/14 (W, 58-46), Hofstra 1/19/14 (W, 73-49)		
Scored 20 pts or less in half	17 (1st half) Evansville	11/19/2022	W, 55-47	18 (1st half) at Florida State	12/16/2023	W, 68-57
Scored 17 pts or less in half	17 (1st half) Evansville	11/19/2022	W, 55-47	16 (1st half) Texas A&M-Commerce	12/3/2023	W, 90-47
Scored 16 pts or less in half	14 (1st half) at UCF	3/4/2020	L, 61-58	16 (1st half) Texas A&M-Commerce	12/3/2023	W, 90-47
Scored 15 pts or less in half	14 (1st half) at UCF	3/4/2020	L, 61-58	15 (1st half) UAPB	11/18/2017	W, 72-37
Scored 13 pts or less in half	12 (1st half) UAB	2/15/2012	L, 47-28	8 (1st half) Northwestern State	11/15/2017	W, 81-35
Scored 12 pts or less in half	12 (1st half) UAB	2/15/2012	L, 47-28	8 (1st half) Northwestern State	11/15/2017	W, 81-35
Won by 48+	54 (98-44) New Hampshire	12/5/2015	W, 98-44			
Won by 45+	47 (95-48) Northwestern State	11/15/2021	W, 95-48	47 at UCF	2/24/2019	L, 95-48
Won by 42+	43 (90-47) Texas A&M-Commerce	12/3/2023	W, 90-47	47 at UCF	2/24/2019	L, 95-48
Won by 40+	41 (110-69) Prairie View A&M	11/18/2024	W, 110-69	47 at UCF	2/24/2019	L, 95-48
Won by 35+	41 (110-69) Prairie View A&M	11/18/2024	W, 110-69	34 at [2/2] Houston	1/5/2023	L, 87-53
Won by 33+	41 (110-69) Prairie View A&M	11/18/2024	W, 110-69	32 at UCF	1/8/2023	L, 85-53
Won by 30+	41 (110-69) Prairie View A&M	11/18/2024	W, 110-69	32 at UCF	1/8/2023	L, 85-53
Won by 25+	29 (101-72) Alabama State	12/3/2024	W, 101-72	23 at Cincinnati	3/5/2023	L, 97-74
Won by 20+	29 (101-72) Alabama State	12/3/2024	W, 101-72			
Led by 35+ at halftime	35 (52-17) McNeese State	12/2/2013	W, 88-59			
Led by 34+ at halftime	34 (49-15) USF	12/31/2014	W, 83-49			
Led by 31+ at halftime	31 (48-17) Nicholls	12/16/2015	W, 86-42	26 (49-23) at [2/2] Houston	1/5/2023	L, 87-53
Led by 30+ at halftime	30 (46-16) Texas A&M-Commerce	12/3/2023	W, 90-47	26 (49-23) at [2/2] Houston	1/5/2023	L, 87-53
Led by 25+ at halftime	25 (49-24) Houston Christian	12/19/2023	W, 89-53	26 (49-23) at [2/2] Houston	1/5/2023	L, 87-53
Led by 23+ at halftime	23 (51-28) Tarleton State	11/4/2024	W, 96-62	19-0 (SMU 11:08) at UCF	3/4/2020	L, 61-58
Led by 20+ at halftime	22 (51-29) Florida A&M	11/7/2024	W, 102-73	19-0 (SMU 11:08) at UCF	3/4/2020	L, 61-58
Started with 17-0 run	19-0 (UH scored 11:42) Hartford	11/27/2019	W, 90-58	14-0 (SMU 14:09) vs Boise State	3/18/2021	L, 85-84
Started with 16-0 run	16-0 (NSU scored 13:14) Northwestern State	11/15/2021	W, 95-48	11-0 (SMU 17:40) [6/7] Houston	2/9/2022	W, 85-83
Started with 14-0 run	15-0 (Temple scored 14:08) Temple	1/16/2024	W, 77-64			
Started with 10-0 run	15-0 (Temple scored 14:08) Temple	1/16/2024	W, 77-64			
Run of at least 20-0	22-0 Tarleton State	11/4/2024	W, 96-62			
Run of at least 15-0	16-0 Florida A&M	11/7/2024	W, 102-73			
Run of at least 10-0	13-0 Alabama State	12/3/2024	W, 101-72			
Tied on FG in last 20 secs (force ot)	25-ft top of key 3FG at 19.0 at Vanderbilt (Isiah Mike)	1/4/2020	W, 92-81 ot	Driving layup at 2.0 at Wichita St (Caleb Porter Jr.)	2/12/2023	L, 91-89 (2OT)
Tied on FG in last 10 secs (force ot)	25-ft left wing 3FG at 0.0 Houston (Shawn Williams)	2/2/2013	L, 84-80 ot	Driving layup at 2.0 at Wichita St (Caleb Porter Jr.)	2/12/2023	L, 91-89 (2OT)
previous	35-ft 3FG at 0.5 Rice (Dez Willingham)	1/21/2006	W, 80-69 ot	Tip 0.6 at Tulsa (Bryant Selebangué)	1/18/2023	W, 79-76 (OT)
previous				Layup 4.0 (1OT) at Georgia (Sahvir Wheeler)	12/20/2019	L, 87-85 (2OT)
Tied on FT in last 10 secs (force ot)	3-3 FT at 0:06.8 Marshall (Dez Willingham)	2/16/2006	L, 75-72 ot			
Won on shot in last 10 seconds	10-ft driving floater 2.1 vs Cal Baptist (Boopie Miller)	11/26/2024	W, 79-77	Left wing 3 - 3.2 at [15/15] Memphis (Jahvon Quinerly)	1/7/2024	L, 62-59
previous	5-ft driving jumper 0.2 at Dayton (Emmanuel Bandoume)	12/5/2020	W, 66-64	28-ft running 3 - 0.9 at Hawaii (Jovon McClanahan)	12/25/2022	L, 58-57
previous	10-ft right baseline vs Wright St (Jimmy Whitt Jr.)	11/21/2018	W, 77-76	Putback layup 10.1 vs Boise State (Devonaire Doutrive)	3/18/2021	L, 85-84
previous	3FG right corner at 6.5 California	3/26/2014	W, 67-65			
Won on shot at buzzer	19-ft inside top key at 0.0 at Tulsa (Jeremiah Samarrippas)	1/7/2012	W, 57-55	75-ft 3FG 0.0 at Marshall (Markel Humphrey)	1/21/2009	L, 53-50
Won on FT in last 10 seconds	1-2 FTs at 3.0 Temple (Zhuric Phelps)	2/8/2023	W, 72-71	2-2 FT 0:00.6 SC-Upstate (Mezie Uzochukwu)	12/18/2007	L, 58-56
	2-2 FTs at 0:00.1 Jacksonville (Papa Dia)	3/19/2011	W, 63-62			
Shot 70%	72.3 (34-47) Lamar	11/21/2010	W, 102-70			
Shot 69.5%	69.8 (30-43) Southern Miss	1/22/2011	W, 79-65	66.1 Kansas St.	12/2/1978	
Shot 65%	69.2 (36-52) Texas A&M-Commerce	12/3/2023	W, 90-47	60.7 (34-56) at Southern Miss	2/20/2008	L, 81-61
Shot 60%	69.2 (36-52) Texas A&M-Commerce	12/3/2023	W, 90-47	28.8 (19-66) Evansville	11/19/2022	W, 55-47
Shot 30% or less	25.9 (14-54) at Cincinnati	1/28/2020	L, 65-43	26.6 (17-64) [23/22] Cincinnati	2/27/2019	L, 62-49
Shot 27% or less	25.9 (14-54) at Cincinnati	1/28/2020	L, 65-43	24.5% (12-49) Northwestern State	11/15/2017	W, 81-35
Shot 25% or less	24.6 (17-69) at UCF	2/24/2019	L, 95-48	19.6% (10-51) at Rice	2/9/2013	W, 61-39
Shot 20% or less	17.4 (8-46) UAB	2/15/2012	L, 47-28			
Had 60 team Rebounds	62 Nicholls	12/16/2015	W, 86-42	58 at UCF	2/24/2019	L, 95-48
Had 57 team Rebounds	59 Prairie View A&M	11/18/2024	W, 110-69	58 at UCF	2/24/2019	L, 95-48
Had 55 team Rebounds	56 Alabama State	12/3/2024	W, 101-72	52 Cincinnati	1/14/2023	L, 54-52
Had 50 team Rebounds	56 Alabama State	12/3/2024	W, 101-72	20 Tulane	2/28/2016	W, 74-53
Had 20 or less Rebounds	20 at [7/4] Wichita State	1/17/2018	W, 83-78	17 East Carolina	2/21/2016	W, 74-63
Had 18 or less Rebounds	18 at Southern Miss	2/29/2012	L, 67-60	17 East Carolina	2/21/2016	W, 74-63
Had 17 or less Rebounds	17 Marshall	2/13/2008	L, 75-74	16 [RV/RV] Wyoming	12/5/2014	W, 66-53
Had 16 or less Rebounds						
Had +38 Rebound Margin	+39 (82-43) Texas Lutheran	1/28/1977	W, 117-77			
Had +31 Rebound Margin	+37 (62-25) Nicholls	12/16/2015	W, 86-42	+28 (54-26) at [2/2] Houston	1/5/2023	L, 87-53
Had +30 Rebound Margin	+30 (55-25) Northwestern State	11/15/2021	W, 95-48	+28 (54-26) at [2/2] Houston	1/5/2023	L, 87-53
Had +25 Rebound Margin	+26 (51-25) vs Washington State	11/27/2024	W, 77-60			
Had +20 Rebound Margin	+22 (56-34) Alabama State	12/3/2024	W, 101-72			
Had +20 Rebound Margin 4 straight gms	+25 (48-23), +25 (45-20), +37 (62-25), +26 (49-23)					
	New Hampshire 12/5/15 (W98-44), Michigan 12/8 (W82-58), Nicholls 12/16 (W86-42), Hampton 12/17 (W105-72)					
Had 24+ Offensive Rebounds	27 (45 total) at [rv/rv] South Florida	2/25/2024	L, 79-68			

Had 23+ Offensive Rebounds	23 (59 total) Prairie View A&M	11/18/2024	W, 110-69	23 (37 total) Houston	1/19/2016	W, 77-73
Had 22+ Offensive Rebounds	22 (51 total) vs Washington State	11/27/2024	W, 77-60	22 (45 total) Sam Houston	11/24/2021	W, 75-66
Had 20+ Offensive Rebounds	20 (56 total) Alabama State	12/3/2024	W, 101-72	21 (54 total) at [2/2] Houston	1/5/2023	L, 87-53
Had 27 assists	28 [rv-] Memphis	2/18/2024	W, 106-79	26 Georgetown	12/7/2019	L, 91-74
Had 26 assists	28 [rv-] Memphis	2/18/2024	W, 106-79	25 at [rv-] Memphis	1/26/2023	L, 99-84
Had 25 assists	25 Prairie View A&M	11/18/2024	W, 110-69	22 at [-rv] Indiana State	3/20/2024	L, 101-92
Had 22 assists	25 Prairie View A&M	11/18/2024	W, 110-69	22 at [-rv] Indiana State	3/20/2024	L, 101-92
Had 21 assists	25 Prairie View A&M	11/18/2024	W, 110-69	20 [rv/rv] Mississippi State	11/22/2024	L, 84-79
Had 20 assists	25 Prairie View A&M	11/18/2024	W, 110-69	7 at UAB	3/10/2024	L, 74-70
Had 7 or less assists	7 at [rv/rv] South Florida	2/25/2024	L, 79-68	6 at East Carolina	1/13/2024	W, 75-64
Had 6 or less assists	5 at [rv/rv] Florida Atlantic	2/22/2024	L, 80-70	4 at Florida State	12/16/2023	W, 68-57
Had 5 or less assists	5 at [rv/rv] Florida Atlantic	2/22/2024	L, 80-70	4 at Florida State	12/16/2023	W, 68-57
Had 4 or less assists	3 UAB	2/15/2012	L, 47-28			
Had 13 blocks	13 (Ties SMU Record) Midwestern State	12/29/2014	W, 70-61	12 Cincinnati	1/14/2023	L, 54-52
Had 12 blocks	12 Houston Christian	12/19/2023	W, 89-53	12 Cincinnati	1/14/2023	L, 54-52
Had 11 blocks	12 Houston Christian	12/19/2023	W, 89-53	10 Tulane	2/1/2024	W, 80-76
Had 10 blocks	12 Houston Christian	12/19/2023	W, 89-53	10 Tulane	2/1/2024	W, 80-76
Had 9 blocks	9 Temple	1/16/2024	W, 77-64	8 vs Temple	3/14/2024	L, 75-60
Had 8 blocks	8 Prairie View A&M	11/18/2024	W, 110-69	0 at Tulane	1/15/2022	W, 75-66
Had 0 blocks	0 at USF	2/25/2023	L, 71-67	0 (0-0) at Michigan	12/20/2014	W, 62-51
Had 0 combined blocks	0 (0-0) at Michigan	12/20/2014	W, 62-51			
Had 19 steals	19 Ark.-Pine Bluff	12/20/2004	W 87-50	17 [11/9] Louisville	3/5/2014	L, 84-71
Had 17 steals	17 Western Illinois	1/18/2023	W, 90-53	16 at Tulane	2/1/2023	L, 74-52
Had 15 steals	17 Western Illinois	1/18/2023	W, 90-53	14 vs Temple	3/14/2024	L, 75-60
Had 14 steals	17 Western Illinois	1/18/2023	W, 90-53	14 vs Temple	3/14/2024	L, 75-60
Had 13 steals	13 Tarleton State	11/4/2024	W, 96-62	14 vs Temple	3/14/2024	L, 75-60
Had 12 steals	13 Tarleton State	11/4/2024	W, 96-62	3 at Butler	11/15/2024	L, 81-68
Had 3 or less steals	2 at [14/15] Houston	2/27/2022	L, 75-61	2 Tulane	2/1/2024	W, 80-76
Had 2 or less steals	2 at [14/15] Houston	2/27/2022	L, 75-61	1 vs [rv/rv] Utah State	12/23/2022	W, 77-74
Had 1 or less steals	1 at Tulsa	12/29/2021	W, 74-69	0 at Houston	2/12/2015	W, 75-69
Had 0 steals	0 [21/17] Houston	1/16/2019	L, 69-58	+11 (17-6) [11/9] Louisville	3/5/2014	L, 84-71
Had +11 Steal Differential	+12 (17-5) Western Illinois	1/18/2023	W, 90-53	+10 (12-2) [rv/rv] Cincinnati	1/7/2016	W, 59-57
Had +10 Steal Differential	+12 (17-5) Western Illinois	1/18/2023	W, 90-53	+9 (11-2) at Texas A&M	11/30/2022	L, 83-64
Had +9 Steal Differential	+9 (10-1) at Rice	2/7/2024	W, 95-69	8 Alabama State	12/3/2024	W, 101-72
Had 8 or less turnovers	8 Alabama State	12/3/2024	W, 101-72	7 [rv/rv] Mississippi State	11/22/2024	L, 84-79
Had 7 or less turnovers	4 at Rice	2/7/2024	W, 95-69	6 vs UCF	3/9/2023	L, 76-70
Had 6 or less turnovers	4 at Rice	2/7/2024	W, 95-69	5 at Temple	2/16/2022	L, 64-57
Had 5 or less turnovers	4 at Rice	2/7/2024	W, 95-69	4 [21/17] Houston	1/16/2019	L, 69-58
Had 4 or less turnovers	4 at Rice	2/7/2024	W, 95-69	2 at Houston	2/13/2010	L, 66-60
Had 3 or less turnovers	3 vs Tulsa	3/11/2022	W, 83-58			
Had 26 or more turnovers	26 vs. #24 UAB	3/9/2006	L, 69-55	25 at Wichita State	2/12/2023	L, 91-89 (2OT)
Had 24 or more turnovers	25 Texas State	12/29/2007	W, 77-70	23 Tarleton State	11/4/2024	W, 96-62
Had 23 or more turnovers	23 [11/9] Louisville	3/5/2014	L, 84-71	+15 (11-26) vs. #24 UAB	3/9/2006	L, 69-55
Had +15 Turnover Differential	+16 (8-24) Wayland Baptist	11/24/2010	W, 65-32	+15 (11-26) vs. #24 UAB	3/9/2006	L, 69-55
Had +14 Turnover Differential	+14 (7-21) Western Illinois	1/18/2023	W, 90-53	+12 (6-18) at USF	3/7/2020	L, 61-60
Had +12 Turnover Differential	+14 (7-21) Western Illinois	1/18/2023	W, 90-53	+12 (6-18) at USF	3/7/2020	L, 61-60
Had +10 Turnover Differential	+10 (13-23) Tarleton State	11/4/2024	W, 96-62	43 (18-43) at Houston	2/16/2008	L, 69-47
Had 42 3pt attempts				41 (13-41) Alabama State	12/3/2024	W, 101-72
Had 40 3pt attempts	37 (10-37) UCF	2/10/2019	L, 71-65	41 (13-41) Alabama State	12/3/2024	W, 101-72
Had 37 3pt attempts	36 (6-36) at Tulane	2/19/2020	L, 80-72	41 (13-41) Alabama State	12/3/2024	W, 101-72
Had 36 3pt attempts	34 (9-34) at [rv-] Memphis	1/26/2023	L, 99-84	41 (13-41) Alabama State	12/3/2024	W, 101-72
Had 34 3pt attempts	30 (12-30) [rv-] Memphis	2/18/2024	W, 106-79	41 (13-41) Alabama State	12/3/2024	W, 101-72
Had 30 3pt attempts	5 (0-5) vs. [rv/rv] Colorado	12/22/2015	W, 70-66	7 (5-7) Ark-Little Rock	11/12/2010	L, 57-47
Had 8 or less 3pt attempts	5 (0-5) vs. [rv/rv] Colorado	12/22/2015	W, 70-66	7 (5-7) Ark-Little Rock	11/12/2010	L, 57-47
Had 7 or less 3pt attempts	5 (0-5) vs. [rv/rv] Colorado	12/22/2015	W, 70-66	5 Southern Miss	2/4/2006	W, 58-53
Had 5 or less 3pt attempts	2 (0-2) at Tulsa	3/6/2013	W, 71-65			
Had 4 or less 3pt attempts				18 (18-43) at Houston	2/16/2008	L, 69-47
Made 18 3-pointers	16 (16-37) UC Riverside	11/20/2010	L, 73-69 ot	18 (18-43) at Houston	2/16/2008	L, 69-47
Made 16 3-pointers	15 (15-23) at Murray State	12/22/2023	W, 92-65	15 (15-35) at Vanderbilt	1/4/2020	W, 92-81 ot
Made 15 3-pointers	15 (15-23) at Murray State	12/22/2023	W, 92-65	14 (14-29) vs Boise State	3/18/2021	L, 85-84
Made 14 3-pointers	15 (15-23) at Murray State	12/22/2023	W, 92-65	13 (13-41) Alabama State	12/3/2024	W, 101-72
Made 13 3-pointers	12 (12-25) Prairie View A&M	11/18/2024	W, 110-69	13 (13-41) Alabama State	12/3/2024	W, 101-72
Made 12 3-pointers	12 (12-25) Prairie View A&M	11/18/2024	W, 110-69	13 (13-41) Alabama State	12/3/2024	W, 101-72
Made 11 3-pointers	10 (10-29) Alabama State	12/3/2024	W, 101-72	13 (13-41) Alabama State	12/3/2024	W, 101-72
Made 10 3-pointers	0 (0-5) vs. [rv/rv] Colorado	12/22/2015	W, 70-66	0 Southern Miss	1/10/2007	L, 57-56
Made 0 3-pointers	Wyoming (0-5) & Tulsa (0-13)	1/2 & 1/6/2013	L, 59-56 & L, 48-47			
Made 0 3-pointers (back-to-back)	65.2 (15-23) at Murray State	12/22/2023	W, 92-65	50.0 (15-30) at Memphis	2/20/2010	L, 76-63
Shot 50% 3-pointers (min. 15 FGM)	71.4 (10-14) McNeese State	12/2/2013	W, 88-59	71.4 (10-14) vs. [RV/RV] Virginia	11/29/2013	L, 76-73
Shot 70% 3-pointers (min. 10 FGM)	67.7 (10-15) at Tulsa	12/29/2015	W, 81-89			
Shot 66% 3-pointers (min. 10 FGM)	65.2 (15-23) at Murray State	12/22/2023	W, 92-65	59.1 (13-22) vs Iona	12/22/2022	W, 85-81
Shot 60% 3-pointers (min. 10 FGM)	65.2 (15-23) at Murray State	12/22/2023	W, 92-65	52.2 (12-23) North Texas	2/11/2024	W, 71-68
Shot 55% 3-pointers (min. 10 FGM)	72.7 (8-11) Rider	11/21/2012	W, 83-70	71.4 (10-14) vs. [RV/RV] Virginia	11/29/2013	L, 76-73
Shot 50% 3-pointers (min. 10 FGM)	71.4 (10-14) McNeese State	12/2/2013	W, 88-59	71.4 (10-14) vs. [RV/RV] Virginia	11/29/2013	L, 76-73
Shot 72% 3-pointers (min. 5 FGM)	67.7 (10-15) at Tulsa	12/29/2015	W, 81-89	71.4 (10-14) vs. [RV/RV] Virginia	11/29/2013	L, 76-73
Shot 70% 3-pointers (min. 5 FGM)	65.2 (15-23) at Murray State	12/22/2023	W, 92-65	59.1 (13-22) vs Iona	12/22/2022	W, 85-81
Shot 66% 3-pointers (min. 5 FGM)	65.2 (15-23) at Murray State	12/22/2023	W, 92-65	52.9 (9-17) vs Cal Baptist	11/26/2024	W, 79-77
Shot 60% 3-pointers (min. 5 FGM)	54 (36-54) TCU	1/27/1996	W ot, 87-83			
Shot 55% 3-pointers (min. 5 FGM)	50 (34-50) at Texas State	1/2/2010	L, 91-86	43 (32-43) at Arizona State	12/6/2023	L, 76-74
Shot 50% 3-pointers (min. 5 FGM)	50 (34-50) at Texas State	1/2/2010	L, 91-86	35 (30-35) at [-rv] Indiana State	3/20/2024	L, 101-92
Shot 50% 3-pointers (min. 5 FGM)	40 (33-40) Cincinnati	3/3/2022	W, 76-71	35 (30-35) at [-rv] Indiana State	3/20/2024	L, 101-92
Shot 50% 3-pointers (min. 5 FGM)	40 (33-40) Cincinnati	3/3/2022	W, 76-71			
Shot 50% 3-pointers (min. 5 FGM)	34 (25-34) Alabama State	12/3/2024	W, 101-72			
Had 54 FT attempts	16 (12-16) Rice	1/21/2006	W, 80-69 ot			
Had 50 FT attempts	10 (9-10) Rice	2/23/2011	W, 76-66 ot			
Had 45 FT attempts	8 (5-8) at Wichita State	1/0/1900	L, 77-72			
Had 40 FT attempts						
Had 35 FT attempts						
Had 30 FT attempts						
Had 16 FT attempts (OT)						
Had 10 FT attempts (OT)						
Had 8 or less FT attempts						

Had 7 or less FT attempts	6 (4-6) vs West Virginia	11/20/2023	W, 70-58	5 (4-5) North Texas	2/11/2024	W, 71-68
Had 6 or less FT attempts	6 (4-6) vs West Virginia	11/20/2023	W, 70-58	5 (4-5) North Texas	2/11/2024	W, 71-68
Had 4 or less FT attempts	4 (3-4) at Rice	2/7/2024	W, 95-69	4 (4-4) East Carolina	1/28/2018	W, 86-61
Had 3 or less FT attempts	3 (2-3) [23/22] Cincinnati	2/27/2019	L, 52-49	2 (2-2) Tulsa	1/6/2013	L, 48-47
Had 2 or less FT attempts	2 (2-2) vs [8/6] Cincinnati	3/9/2018	L, 61-51	2 (2-2) Tulsa	1/6/2013	L, 48-47
Had 1 or less FT attempts				1 (1-1) at Houston	2/16/2011	W, 65-51
Had +30 FTA Differential	+36 (45-9) Prairie View A&M	12/20/2007	W, 57-49			
Had +25 FTA Differential	+27 (37-10) vs. Missouri State	11/25/2012	W, 62-61	+26 (32-6) at Rice	3/4/2006	L, 68-66
Had +24 FTA Differential	+24 (34-10) Temple	1/4/2017	W, 79-65	+24 (43-19) at Arizona State	12/6/2023	L, 76-74
Had +22 FTA Differential	+23 (40-17) Cincinnati	3/3/2022	W, 76-71	+24 (43-19) at Arizona State	12/6/2023	L, 76-74
Had +20 FTA Differential	+23 (40-17) Cincinnati	3/3/2022	W, 76-71	+24 (43-19) at Arizona State	12/6/2023	L, 76-74
Had 30 FTA (in a half)	30 (23-30) - 2nd half Cincinnati	3/3/2022	W, 76-71			
Had 26 FTA (in a half)	28 (19-28) - 2nd half [r/v/rv] Mississippi State	11/20/2024	L, 84-79	28 (18-28) - 2nd half vs Cincinnati	3/12/2021	L, 74-71
Had 25 FTA (in a half)	28 (19-28) - 2nd half [r/v/rv] Mississippi State	11/20/2024	L, 84-79	25 (17-25) - 2nd half at Arizona State	12/6/2023	L, 76-74
Had 22 FTA (in a half)	28 (19-28) - 2nd half [r/v/rv] Mississippi State	11/20/2024	L, 84-79	22 (19-22) - 2nd half at [r/v/rv] South Florida	2/25/2024	L, 79-68
Had 20 FTA (in a half)	21 (15-21) - 2nd half Alabama State	12/3/2024	W, 101-72	20 (18-20) - 2nd half at [r/v/rv] Indiana State	3/20/2024	L, 101-92
Made 35 FTs	35 (35-41) Centenary	11/22/2005	W, 85-67	36 (36-40) at [5] Memphis	2/18/2009	L, 90-47
Made 34 FTs	34 (34-50) at Texas State	1/2/2010	L, 91-86	36 (36-40) at [5] Memphis	2/18/2009	L, 90-47
Made 32 FTs	33 (33-40) Cincinnati	3/3/2022	W, 76-71	32 (32-43) at Arizona State	12/6/2023	L, 76-74
Made 30 FTs	33 (33-40) Cincinnati	3/3/2022	W, 76-71	30 (30-35) at [r/v/rv] Indiana State	3/20/2024	L, 101-92
Made 25 FTs	25 (25-34) Alabama State	12/3/2024	W, 101-72	30 (30-35) at [r/v/rv] Indiana State	3/20/2024	L, 101-92
Made 5 or less FT	3 (3-4) at Rice	2/7/2024	W, 95-69	4 (4-5) North Texas	2/11/2024	W, 71-68
Made 4 or less FT	3 (3-4) at Rice	2/7/2024	W, 95-69	4 (4-5) North Texas	2/11/2024	W, 71-68
Made 3 or less FT	3 (3-4) at Rice	2/7/2024	W, 95-69	3 (3-7) Cincinnati	1/14/2023	L, 54-52
Made 2 or less FT	2 (2-3) [23/22] Cincinnati	2/27/2019	L, 52-49	1 (1-5) Memphis	2/20/2022	W, 73-57
Made 1 or less FT				1 (1-5) Memphis	2/20/2022	W, 73-57
Had +22 FTM Differential	+22 (30-8) Prairie View A&M	12/20/2007	L, 57-49	+23 (33-4) at UAB	2/14/2009	L, 78-75
Had +20 FTM Differential	+21 (22-1) Louisiana Tech	12/31/2011	W, 73-65	+22 (32-10) at Arizona State	2/14/2023	L, 76-74
Had +17 FTM Differential	+19 (33-14) Cincinnati	3/3/2022	W, 76-71	+19 (27-8) at UAB	3/10/2024	L, 74-70
Had +15 FTM Differential	+19 (33-14) Cincinnati	3/3/2022	W, 76-71	+19 (27-8) at UAB	3/10/2024	L, 74-70
Made 20 FTs (in a half)	23 (23-30) - 2nd half Cincinnati	3/3/2022	W, 76-71			
Shot 90% Fts (Min 30 FTM)				90.0 (36-40) at [5] Memphis	2/18/2009	L, 90-47
Shot 90% Fts (Min 20 FTM)	95.2 (20-21) vs. Alcorn State	12/22/2012	W, 67-52	90.0 (27-30) at [r/v/rv] South Florida	2/25/2024	L, 79-68
Shot 96% Fts (Min 15 FTM)	100 (16-16) at UCF	3/4/2020	L, 61-58			
Shot 94% Fts (Min 15 FTM)	95.0 (19-20) at ECU	2/8/2021	W, 71-56	94.4 (17-18) East Carolina	2/23/2013	L, 72-69
Shot 92% Fts (Min 15 FTM)	93.8 (15-16) Washington State	3/20/2022	L, 75-63	93.8 (15-16) Lamar	11/9/2023	W, 78-67
Shot 90% Fts (Min 15 FTM)	93.8 (15-16) Washington State	3/20/2022	L, 75-63	90.0 (27-30) at [r/v/rv] South Florida	2/25/2024	L, 79-68
Shot 100% FT (Min 10 FTM)	100 (16-16) at UCF	3/4/2020	L, 61-58	100 (11-11) vs LMU	11/22/2021	L, 76-70
Shot 94% Fts (Min 10 FTM)	95.0 (19-20) at ECU	2/8/2021	W, 71-56	100 (11-11) vs LMU	11/22/2021	L, 76-70
Shot 93% Fts (Min 10 FTM)	93.8 (15-16) Washington State	3/20/2022	L, 75-63	93.8 (15-16) Lamar	11/9/2023	W, 78-67
Shot 92% Fts (Min 10 FTM)	92.3 (12-13) at East Carolina	1/13/2024	W, 75-64	92.3 (12-13) vs Wisconsin	11/22/2023	L, 69-61
Shot 90% Fts (Min 10 FTM)	92.3 (12-13) at East Carolina	1/13/2024	W, 75-64	90.0 (27-30) at [r/v/rv] South Florida	2/25/2024	L, 79-68
No players score 10+	0 at UCF	2/24/2019	L, 95-48	0 A&M-Corpus Christi	11/30/2020	W, 91-54
Eight players score 8+	8 Savannah State	12/19/2005	W, 89-46			
(Bryan Hopkins 19, Donatas Rackauskas 12, Brian Epps 11, Brian Morris 11, Dez Willingham 11, Derrick Roberts 9, Ike Ofoegbu 8, Devon Pearson 8)						
Seven double digit scorers	7 (20,12,12,12,11,11,10) Alabama State	12/3/2024	W, 101-72			
(Kario Oquendo 20, Matt Cross 12, Chuck Harris 12, Samet Yigitolu 12, B.J. Edwasrds 11, Yohan Traore 11, Jerrell Colbert 10)						
Six double digit scorers	7 (20,12,12,12,11,11,10) Alabama State	12/3/2024	W, 101-72	6 (19,14,14,12,12,10) at Butler	11/15/2024	L, 81-68
(Kario Oquendo 20, Matt Cross 12, Chuck Harris 12, Samet Yigitolu 12, B.J. Edwasrds 11, Yohan Traore 11, Jerrell Colbert 10)						
Five double digit scorers	7 (20,12,12,12,11,11,10) Alabama State	12/3/2024	W, 101-72	5 [r/v/rv] Mississipp State	11/22/2024	L, 84-79
Five 10+ scorers (2 straight gms)	5,5 vs Washington State	11/27/2024	W, 77-60	5, 5 at [2/2] Houston	1/5/2023	L, 87-53
	Alabama State	12/3/2024	W, 101-72	at UCF	1/8/2023	L, 85-53
Five 10+ scorers (3 straight gms)	3 (5,5,5) at [20/20] TCU	12/5/2017	L, 94-83			
	New Orleans	12/13/2017	W, 79-66			
	[r/v/rv] Boise State	12/18/2017	W, 86-63			
Four players score 15+	4 at Wichita State	2/12/2023	L, 91-89 (20T)	4 (18,18,16,15) New Mexico	11/15/2022	L, 84-63
	(Zhuric Phelps 26, Efe Odigie 21, Samueli Williamson 19, Zach Nutall 15)					
Three players score 18+	3 at [r/v/rv] Indiana State	3/20/2024	L, 101-92	3 (27,19,18) at East Carolina	2/4/2023	L, 77-72
	(Zhuric Phelps 21, Ja'Heim Hudson 21, Chuck Harris 19)			3 x 19+ (19,19,19) UCF	1/8/2020	W, 81-74
Three players score 15+	3 (20, 19, 15) Florida A&M	11/7/2024	W, 102-73	3 (21,15,15) vs UCF	3/9/2023	L, 76-70
3 players 15+ pts, 5 straight games	3, 3, 3, 4, 4 Tulane 2/15/17, at Houston 2/18, at UConn 2/25, Tulsa 3/2, Memphis 3/4					
3 players 15+ pts, 3 straight games	3, 3, 3 at Indiana State 3/20/24, Tarleton State 11/4/24, FAMU 11/7/24					
3 players 15+ pts, consecutive games	3, 3, 3 at Indiana State 3/20/24, Tarleton State 11/4/24, FAMU 11/7/24					
Two 20 pts scorers	2 (Phelps 21, Hudson 20) at [r/v/rv] Indiana State	3/20/2024	L, 101-92	2 (35,25) at [r/v/rv] Indiana State	3/20/2024	L, 101-92
Two 20 pts scorers in consecutive gms	2,2 at Vanderbilt 1/4/20 (W, 92-81 ot), UCF 1/8 (W, 81-74)					
Three 20 pt scorers	3 at TCU	1/27/2001		3 at Wichita State	2/12/2023	L, 91-89 (20T)
	(Damon Hancock 28, Quinton Ross 22, Jeryl Sasser 20)			(Kenny Pohto 28, Craig Porter Jr. 22, Jaykwon Walton 20)		
Two 27 pts scorers	2 at Tulsa	1/1/2005	W, 95-83 ot	2 UTEP	3/1/2008	W, 99-96 2ot
	(Bryan Hopkins 32, Eric Castro 28)			(Marvin Kilgore 28, Stefon Jackson 27)		
Two 25 pts scorers	2 at Tulsa	1/1/2005	W, 95-83 ot	2 (35,25) at [r/v/rv] Indiana State	3/20/2024	L, 101-92
	(Bryan Hopkins 32, Eric Castro 28)			(Jayson Kent 35, Ryan Conwell 25)		
Two 30 pt scorers	2 Arkansas	1/30/1973		2 Texas Tech	1/21/1995	
	(Ira Terrell 33, Sammy Hervey 31)			(Jason Sasser 30, Mark Davis 30)		
Three players with 10+ Rebounds	3 Nicholls	12/16/2015	W, 86-42	3 Cincinnati	1/14/2023	L, 54-52
	(Jordan Tolbert 23, Ben Moore 15, Sterling Brown 11)					
Two players with 10+ Rebounds	2 (Yigitoglu 11, Cross 10) vs Washington State	11/27/2024	W, 77-60	2 at UAB	3/10/2024	L, 74-70
Four players with 8+ Rebounds	4 at Temple	2/9/2017	W, 66-50	4 Cincinnati	1/14/2023	L, 54-52
	(Ben Moore 12, Semi Ojeleye 10, Sterling Brown 9, Jarrey Foster 8)					
Five players with 5+ Rebounds	5 vs Washington State	11/27/2024	W, 77-60	5 (8,7,6,5,5) at [r/v/rv] Florida Atlantic	2/22/2024	L, 80-70
Six players with 5+ Rebounds	6 Northwestern State	12/3/2019	W, 77-51	6 Louisiana	11/22/2022	L, 76-72 ot
	(Everett Ray 7, Tyson Jolly 7, Feron Hunt 6, Isiaha Mike 6, Kendrick Davis 6, Emmanuel Bandoumle 5)					
5 w/ 5+ Rebs, consecutive games	5, 5 at Arizona State 12/6/23 L 76-74, at Florida State 12/16/23 W 98-44					
5 w/ 5+ Rebs, three straight games	5, 5, 5 Brown 11/29/15 W 77-69, at TCU 12/2 W 75-70, New Hampshire 12/5 W 98-44					
No players with 5+ rebounds	0 (2 with 4) vs Wisconsin	11/22/2023	L, 69-61	0 (2 with 4 rebs) A&M-Corpus Christi	11/30/2020	W, 91-54
Eight players with 4+ rebounds	8 (4,4,4,4,6,7,7) UC Santa Barbara	11/22/2016	W, 84-57			
Had 3 players with a double-double	3 Nicholls	12/16/2015	W, 86-42			
	(Jordan Tolbert 18pts, 23rebs; Ben Moore 22pts,15rebs; Sterling Brown 10pts,11rebs)					
Had 2 players with a double-double	2 Tulane	1/11/2023	L, 97-88	2 at UAB	3/10/2024	L, 74-70

	(Stefan Todorovic 27p/10r, Samuel Williamson 10p/11r)			
Had 2 double-doubles consecutive games	2,2 Hartford 11/27/19, Abilene Christian 11/29/19			
Two 20 pt scorers in consecutive games	at Rice (Derek Williams 22, Papa Dia 21)	1/20/2010		W, 73-65
	Houston Baptist (Derek Williams 27, Robert Nyakundi 20)	1/23/2010		W, 82-68
Two players with 8+ assists	2 (Nuttall 8, Williamson 8)	1/11/2023		L, 97-88
Two players with 7+ assists	2 (Edwards 7, Harris 7)	12/3/2023		W, 90-47
Two players with 6+ assists	2 (Miller 9, Edwards 6)	Florida A&M	11/7/2024	W, 102-73
Three players with 5+ assists	3 at Wichita State	2/12/2023		L, 91-89 (2OT)
	(Zach Nuttall 5, Zhuric Phelps 5, Samuel Williamson 5)			
Two players with 5+ assists	2 (Miller 5, Edwards 5)	Alabama State	12/3/2024	W, 101-72
Five players with 2+ assists	7	Prairie View A&M	11/18/2024	W, 110-69
Six players with 2+ assists	7	Prairie View A&M	11/18/2024	W, 110-69
Seven players with 2+ assists	7	Prairie View A&M	11/18/2024	W, 110-69
Eight players with 2+ assists	8 Eastern Michigan	11/13/2016		W, 91-64
	(Shake Milton 5, Ben Emelogo 4, Harry Froling 3, Dashaun McDowell 3, Ben Moore 3, Tom Wilson 3, Sterling Brown 2, Jarrey Foster 2)			
5 w/ 2+ Asts, consecutive games	6, 5 ECU 3/6/24, at UAB 3/10/24, vs Temple 3/14/24			
5 w/ 2+ Asts, 3 straight games	6, 5 ECU 3/6/24, at UAB 3/10/24, vs Temple 3/14/24			
5 w/ 2+ Asts, 4 straight games	5, 5, 5, 5 at Tulane (W 80-64 1/15/17) - at UCF (W 65-60 1/25/17)			
6 w/ 2+ asts, consecutive	7, 6 New Hampshire 12/5/15 (W, 98-44), Michigan 12/8/15 (W, 82-58)			
Five players with 4+ assists	5 Houston	1/21/2017		W, 85-64
	(Ben Moore 7, Shake Milton 5, Sterling Brown 4, Semi Ojeleye 4, Ben Emelogo 4)			
Two players with 5+ 3FGs	2 at USF	2/7/2016		W, 92-58
	(Shake Milton 6-9, Nic Moore 5-10)			
Three players with 3+ 3FGs	3 (5, 4, 3) at Murray State	12/22/2023		W, 92-65
Four players with 2+ 3FGs	4 (2,2,2,2) at East Carolina	1/13/2024		W, 75-64
Eight players with a steal	8 (2,2,2,2,1,1,1,1) UAB	2/4/2024		W, 72-69
Five players with 2+ steals	5 (5,3,3,2,2) Western Illinois	11/8/2023		W, 90-53
Three players with 3+ steals	3 (3,3,3) Florida A&M	11/7/2024		W, 102-73
Three players with 4+ steals	3 (4,4,4) Tarleton State	11/4/2024		W, 96-62
Six different players with a blocked shot	7 (3,3,2,1,1,1,1) Houston Christian	12/19/2023		W, 89-53
Four players with 2+ blocks				
Three players with 2+ blocks	3 (3,2,2) vs Cal Baptist	11/26/2024		W, 79-77
Started 3 Freshmen	3 Houston	2/9/2008		W, 68-53
	(Papa Dia, Ryan Harp, Mike Walker)			
Started 4 Freshmen	4 Florida Atlantic	11/29/1998		W, 91-61
	(DeWayne Floyd, Damon Hancock, Mike Niemi, Nigel Smith)			
Won an overtime game	East Carolina	3/6/2024		W, 80-77 ot
Lost an overtime game	at Wichita State	2/12/2023		L, 91-89 (2OT)
Won a double overtime game	UTEP	3/1/2008		W, 99-96 2ot
Lost a double overtime game	at Wichita State	2/12/2023		L, 91-89 (3OT)
Won a triple overtime game	Baylor	1/9/1988		W, 97-93 3ot
Lost a triple overtime game	Never			
Played consecutive overtime games	at East Carolina 1/18/2006 (W, 74-70 ot); Rice 1/21/2006 (W, 80-69 ot)			
Won consecutive overtime games	at East Carolina 1/18/2006 (W, 74-70 ot); Rice 1/21/2006 (W, 80-69 ot)			
Sold out at home	19 of last 26 Houston (7094)	1/24/2015		W, 80-59
Won 18+ straight games	18 Sam Houston (W, 85-50, 11/14/15) - ended at Temple (L, 89-80, 1/24/16)			
Won 10+ straight games	16 at Tulane (W 80-64 1/15/17) - ended vs, -[rvr] USC (L, 66-65, 3/17/17)			
Won 8+ straight games	8 Sam Houston (W 75-66, 11/24/21) - end at Cincinnati (L, 77-60, 1/6/22)			
Won 5+ straight games	6 Tulane (W 80-76, 2/1/24) - end at [rvr/v] Florida Atlantic (L, 80-70, 2/22/24			
Won 10+ straight regular season games	17 at Tulane (W 80-64 1/15/17) - ended vs Northern Iowa (L 61-58 11/22/17)			
Won 15+ straight RS non-league games	15 Sam Houston (W 85-50 11/14/15)-ended vs -[rv] Michigan (L 76-54 11/18/16)			
Won 10+ straight RS non-league games	10 CSU Bakersfield (W 49-43 12/2/16 - ended vs Northern Iowa (L 61-58 11/22/17)			
Won 15+ straight non-league at home	33 Texas Southern (W 72-59 11/26/14) - Southern Miss (L 74-64 11/11/18)			
Won 10+ straight non-league at home	13 Georgia State (W 85-76 12/23/19) - New Mexico (L 84-63 11/15/22)			
Won 8+ straight league games	15 at Tulane (W, 80-64, 1/15/17) - ended at Tulane (L, 73-70, 1/4/18)			
Won 5+ straight league games	5 USF (W 77-65, 1/12/22) - end at Wichita State (L, 72-57, 2/5/22)			
Won 7+ straight road games	7 at UCF (W, 70-61, 1/11/15) to at Memphis (W, 66-57, 2/28/15)			
Won 6+ straight road games	6 at Tulane (W, 80-64, 1/15/17) - ended at [20/20] TCU (L, 94-83, 12/5/17)			
Won 3+ straight road games	3 at Tulane (W, 75-66, 1/15/22) - end at Wichita State (L, 72-57, 2/5/22)			
Won 7+ straight league road games	7 at UCF (W, 70-61, 1/11/15) to at Memphis (W, 66-57, 2/28/15)			
Won 6+ straight league road games	6 at Tulane (W, 80-64, 1/15/17) - ended at Tulane (L, 73-70, 1/4/18)			
Won 3+ straight league road games	3 at Tulane (W, 75-66, 1/15/22) - end at Wichita State (L, 72-57, 2/5/22)			
Won 20+ straight home games	39 [rvr/v] Gonzaga (W 69-60, 2/13/16) - ended Temple (L, 66-64, 1/10/18)			
Won 10+ straight home games	13 Temple (W, 79-68, 1/11/21) - ended Washington State (L, 75-63, 3/20/22			
Won 9+ straight home games	9 A&M Commerce (W, 90-47, 12/3/23) - ended UTSA (L, 77-73, 3/2/24)			
Won 12+ straight league home games	14 East Carolina (W, 74-63, 2/21/16) - ended Temple (L, 66-64, 1/10/18)			
Won 10+ straight league home games	11 Temple (W, 79-68, 1/11/21) - ended Tulane (L, 97-88, 1/11/23)			
Won 5+ straight league home games	7 Charlotte (W, 66-54, 1/2/24) - ended UTSA (L, 77-73, 3/2/24)			
Won 5+ straight league tournament games	7 vs. ECU (W 74-68, 3/13/15) - end vs [8/8] Cincinnati (L 61-51, 3/9/18)			
Received Votes both polls	RV/RV RV in AP / RV Coaches polls	2/21/2022		19-6, 10-3
Received Votes AP	RV/RV RV in AP / RV Coaches polls	2/21/2022		19-6, 10-3
Received Votes Coaches Poll	RV/RV RV in AP / RV Coaches polls	2/21/2022		19-6, 10-3
Ranked in Top 25	11/13 #11 in AP / #13 Coaches polls	3/13/2017		30-4, 17-1
Ranked in Top 20	11/13 #11 in AP / #13 Coaches polls	3/13/2017		30-4, 17-1
Ranked in Top 15	11/13 #11 in AP / #13 Coaches polls	3/13/2017		30-4, 17-1
Ranked in Top 12	11/13 #11 in AP / #13 Coaches polls	3/13/2017		30-4, 17-1
Ranked in Top 10	AP 8 #8 AP	1/18/2016		17-0, 6-0
Defeated a team receiving votes	[rv-] [rv-] Memphis	2/19/2024		W, 106-79
Defeated a ranked opponent	[6/7] [6/7] Houston	2/9/2022		W, 85-83
Defeated an AP Top-20 opponent	[6/7] [6/7] Houston	2/9/2022		W, 85-83
Defeated an AP Top-10 opponent	[6/7] [6/7] Houston	2/9/2022		W, 85-83
Defeated an AP Top-5 opponent	2/4 vs [2/4] Arizona	11/23/2017		W, 66-60
Defeated a ranked opponent on road	20/20 at [20/20] Memphis	1/25/2020		W, 74-70
Defeated an AP Top-20 opponent on road	20/20 at [20/20] Memphis	1/25/2020		W, 74-70
Defeated an AP Top-10 opponent on road	7/4 at [7/4] Wichita State	11/7/2018		W, 83-78
Defeated an AP Top-20 at neutral site	2/4 vs [2/4] Arizona	11/23/2017		W, 66-60

2 (7, 7) at [-/rv] Indiana State	3/20/2024	L, 101-92
2 (7, 7) at [-/rv] Indiana State	3/20/2024	L, 101-92
3 (8,6,6) Tulane	1/11/2023	L, 97-88
2 (8,5) [rv/rv] Mississippi State	11/22/2024	L, 84-79
5 UNC Greensboro	11/11/2024	W, 81-68
6 (5,3,2,2,2,2) at [rv/rv] Florida Atlantic	2/22/2024	L, 80-70
2 UTSA	3/2/2024	L, 77-73
PJ Carter (5-9), Jordan Ivy-Curry (5-9)		
4 (2,2,2,2) vs Temple	14-Mar	L, 75-60
4 (4,4,3,3) at Tulane	2/1/2023	L, 74-52
4 (4,4,3,3) at Tulane	2/1/2023	L, 74-52
4 (3,2,2,2) Tulane	2/1/2024	W, 80-76
3 (3,2,2) at Tulane	2/15/2024	W, 87-79

The Last Time...

Individual	SMU	Player	Opponent	Date	Result	Opp	Player	Opponent	Date	Result
Scored 50 pts	51	Gene Phillips	at Texas	3/2/1971	L, 96-88					
Scored 44 pts	51	Gene Phillips	at Texas	3/2/1971	L, 96-88	44	Jeff Webster	Oklahoma	2/2/1994	
Scored 40 pts	51	Gene Phillips	at Texas	3/2/1971	L, 96-88	40	Morris Almond	at Rice	3/4/2006	L, 68-66
Scored 39 pts	39	Jeryl Sasser	at UTEP	1/22/2001	L, 83-69	40	Morris Almond	at Rice	3/4/2006	L, 68-66
Scored 36 pts	36	Semi Ojeleye	vs. East Carolina	3/10/2017	W, 81-77	36	Zach Nutall	Sam Houston State	11/25/2020	W, 97-67
Scored 35 pts	35	Kendric Davis	vs Cincinnati	3/12/2021	L, 74-71	35	Jayson Kent	at [-/rv] Indiana State	3/20/2024	L, 101-92
Scored 30 pts	33	Kendric Davis	at New Mexico	12/19/2021	W, 90-72	32	Kendal Coleman	vs Cal Baptist	11/6/2024	W, 79-77
Scored 28 pts	28	Zhuric Phelps	A&M-Commerce	11/5/2022	W, 77-60	32	Kendal Coleman	vs Cal Baptist	11/6/2024	W, 79-77
Scored 27 pts	27	Stefan Todorovic	Tulane	1/11/2023	L, 97-88	32	Kendal Coleman	vs Cal Baptist	11/6/2024	W, 79-77
Scored 26 pts	26	Ricardo Wright	[rv/-] Memphis	2/18/2024	W, 106-79	32	Kendal Coleman	vs Cal Baptist	11/6/2024	W, 79-77
Scored 25 pts	26	Ricardo Wright	[rv/-] Memphis	2/18/2024	W, 106-79	32	Kendal Coleman	vs Cal Baptist	11/6/2024	W, 79-77
Scored 25 pts (1st half)	25	Bryan Hopkins	TCU	12/30/2005	W, 52-49					
Scored 20 pts (1st half)	22	Jimmy Whitt Jr.	Cornell	12/22/2018	W, 81-53	20 (30)	Dominique Morrison	at Oral Roberts	11/21/2011	L, 62-56
Scored 26 pts (2nd half)	27 (35)	Kendric Davis	vs Cincinnati	3/12/2021	L, 74-71	27 (30)	Tyler Harris	at USF	2/25/2023	L, 71-67
Scored 25 pts (2nd half)	27 (35)	Kendric Davis	vs Cincinnati	3/12/2021	L, 74-71	25 (32)	Kendal Coleman	vs Cal Baptist	11/6/2024	W, 79-77
Scored 24 pts (2nd half)	24 (30)	Kendric Davis	Washington State	3/20/2022	L, 75-63	25 (32)	Kendal Coleman	vs Cal Baptist	11/6/2024	W, 79-77
Scored 20 pts (2nd half)	21 (21)	Zhuric Phelps	ULM	11/26/2023	W, 70-57	25 (32)	Kendal Coleman	vs Cal Baptist	11/6/2024	W, 79-77
Scored 30 pts (as FR)	32	Paul McCoy	TAMU-CC	12/31/2008	W, 92-62					
Scored 25 pts (as FR)	29	Paul McCoy	at UAB	2/14/2009	L, 78-75					
Scored 24 pts (as FR)	24	Shake Milton	at Tulsa	12/29/2015	W, 81-69					
Scored 23 pts (as FR)	23	Ethan Chargois	ULM	11/12/2017	W, 83-65					
Scored 20 pts (as FR)	21	Ethan Chargois	vs Western Ky.	11/24/2017	L, 63-61					
Led team in scoring (as FR)	21	Ethan Chargois	vs Western Ky.	11/24/2017	L, 63-61					
Had 55% or more of team pts.						58.8 (40of68)	Morris Almond	at Rice	3/4/2006	L, 68-66
Had 53% or more of team pts.						53.7 (36of67)	Zach Nutall	Sam Houston State	11/25/2020	W, 97-67
Had 50% or more of team pts.	55.1 (27 of 49)	Jahmal McMurray	[23/22] Cincinnati	2/27/2019	L, 52-49	53.7 (36of67)	Zach Nutall	Sam Houston State	11/25/2020	W, 97-67
previous	51.9 (27 of 52)	Bryan Hopkins	TCU	12/30/2005	W, 52-49					
Had 25 rebounds	26	Ira Terrell	New Mexico St.	12/16/1975						
Had 20 rebounds	23	Jordan Tolbert	Nicholls	12/16/2015	W, 86-42	20	Tacko Fall	at UCF	2/24/2019	L, 95-48
	prievious: 21	Papa Dia	at Northern Iowa	3/21/2011	W, 57-50					
Had 19 rebounds	19	Jordan Tolbert	Hampton	12/17/2015	W, 105-72	19	Justin Gorham	[5/5] Houston	1/3/2021	L, 74-60
Had 18 rebounds	19	Jordan Tolbert	Hampton	12/17/2015	W, 105-72	18	Toumani Camara	at [24/25] Dayton	11/11/2022	L, 74-62
Had 17 rebounds	19	Jordan Tolbert	Hampton	12/17/2015	W, 105-72	18	Toumani Camara	at [24/25] Dayton	11/11/2022	L, 74-62
Had 16 rebounds	19	Jordan Tolbert	Hampton	12/17/2015	W, 105-72	18	Toumani Camara	at [24/25] Dayton	11/11/2022	L, 74-62
Had 15 rebounds	19	Jordan Tolbert	Hampton	12/17/2015	W, 105-72	15	Henry Coleman II	[13/15] Texas A&M	11/14/2023	L, 79-66
Had 15+ rebs, back-to-back	23,19	Jordan Tolbert	Nicholls 12/16/15 (W), Hampton 12/17 (W)							
Had 12 rebs (1st half)	12 (21)	Papa Dia	at Northern Iowa	3/21/2011	W, 57-50	16 (20)	Tacko Fall	at UCF	2/24/2019	L, 95-48
Had 11 rebs (1st half)	11 (14)	Feron Hunt	at USF	3/10/2019	W, 77-71	16 (20)	Tacko Fall	at UCF	2/24/2019	L, 95-48
Had 10 rebs (1st half)	11 (14)	Feron Hunt	at USF	3/10/2019	W, 77-71	10 (15)	Henry Coleman II	[13/15] Texas A&M	11/14/2023	L, 79-66
Had 12 rebs (2nd half)	12 (23)	Jordan Tolbert	Nicholls	12/16/2015	W, 86-42	13 (19)	Justin Gorham	[5/5] Houston	1/3/2021	L, 74-60
Had 11 rebs (2nd half)	12 (23)	Jordan Tolbert	Nicholls	12/16/2015	W, 86-42	11 (17)	Justin Gorham	at [6/6] Houston	1/31/2021	L, 70-48
Had 10 rebs (2nd half)	12 (23)	Jordan Tolbert	Nicholls	12/16/2015	W, 86-42	11 (17)	Justin Gorham	at [6/6] Houston	1/31/2021	L, 70-48
Had 13 rebounds (as FR)	14	Feron Hunt	at USF	3/10/2019	W, 77-71					
Had 10 rebounds (as FR)	14	Feron Hunt	at USF	3/10/2019	W, 77-71					
Had 9 Off. Rebounds	9 (11)	Isiaha Mike	at Temple	2/13/2019	L, 82-74	9 (19)	Justin Gorham	[5/5] Houston	1/3/2021	L, 74-60
Had 8 Off. Rebounds	8 (10)	Tyreek Smith	SAGU	11/6/2023	W, 82-63	9 (19)	Justin Gorham	[5/5] Houston	1/3/2021	L, 74-60
Had 7 Off. Rebounds	7 (10)	Matt Cross	vs Washington State	11/27/2024	W, 77-60	7 (10)	Ody Oguama	Cincinnati	1/14/2023	L, 54-52
Had 17 Assists	17	Gerald Lewis	Texas	3/6/1993	W, 96-80					
Had 15 Assists	17	Gerald Lewis	Texas	3/6/1993	W, 96-80					
Had 13 Assists	14	Kendric Davis	Cincinnati	1/7/2021	L, 76-69					
Had 12 Assists	12	Kendric Davis	vs Boise State	3/18/2021	L, 85-84	12	Jamal Shead	[6/7] Houston	2/9/2022	W, 85-83
Had 11 Assists	12	Kendric Davis	vs Boise State	3/18/2021	L, 85-84	11	Kendric Davis	at [rv/-] Memphis	1/26/2023	L, 99-84
Had 10 Assists	10	Chuck Harris	Tulsa	1/20/2024	W, 103-70	10	Eric Gaines	UAB	2/4/2024	W, 72-69
Had 9 steals	9	Bryan Hopkins	San Jose St.	2/10/2005	W, 66-46					
Had 8 steals	9	Bryan Hopkins	San Jose St.	2/10/2005	W, 66-46					
Had 7 steals	7	Zhuric Phelps	at Wichita State	2/12/2023	L, 91-89 (2OT)	7	Will Cummings	[RV/-] Temple	2/19/2015	W, 67-58
Had 6 steals	7	Zhuric Phelps	at Wichita State	2/12/2023	L, 91-89 (2OT)	6	Hysier Miller	vs Teple	3/14/2024	L, 75-60
Had 5 steals	5	B.J. Edwards	UNC Greensboro	11/11/2024	W, 81-68	6	Hysier Miller	vs Teple	3/14/2024	L, 75-60
Made 20 FGs	20	Gene Phillips	at Texas	3/2/1971	L, 96-88					
Made 14 FGs	14 (14-17)	Jahmal McMurray	Western Carolina	11/14/2018	W, 98-65	14	Morris Almond	at Rice	3/4/2006	L, 68-66
Made 12 FGs	12 (12-19)	Jimmy Whitt Jr.	vs [24/23] Cincinnati	3/15/2019	L, 82-74	12 (12-16)	Kendal Coleman	vs Cal Baptist	11/6/2024	W, 79-77
Made 11 FGs	11 (11-16)	Zach Nutall	vs Iona	12/22/2022	W, 85-81	12 (12-16)	Kendal Coleman	vs Cal Baptist	11/6/2024	W, 79-77
Made 10 FGs	10 (10-18)	Zhuric Phelps	at Arizona State	12/6/2023	L, 76-74	12 (12-16)	Kendal Coleman	vs Cal Baptist	11/6/2024	W, 79-77
38 FGA	38	Gene Phillips	at Texas	3/2/1971	L, 96-88					
30 FGA	38	Gene Phillips	at Texas	3/2/1971	L, 96-88					
26 FGA						26 (8-26)	Tamir Jackson	Rice	2/27/2013	W, 67-55
25 FGA	25 (12-25)	Jahmal McMurray	Memphis	2/14/2018	L, 70-67	26 (8-26)	Tamir Jackson	Rice	2/27/2013	W, 67-55
24 FGA	24 (9-24)	Zhuric Phelps	vs UCF	3/9/2023	L, 76-70	24 (8-24)	Savion Flagg	Sam Houston	11/24/2021	W, 75-66
23 FGA	24 (9-24)	Zhuric Phelps	vs UCF	3/9/2023	L, 76-70	23 (11-23)	Jordan Brown	Louisiana	11/22/2022	L, 76-72 ot
20 FGA	20 (8-20)	Zhuric Phelps	vs West Virginia	11/20/2023	W, 70-58	22 (12-22)	Jordan Ivy-Curry	UTSA	3/2/2024	L, 77-73

Shot 100% (10 FGM)	100 (10-10)	Markus Kennedy	[22/22] Memphis	2/1/2014	W, 87-72
Shot 91% (10 FGM)	91.7 (11-12)	Jordan Tolbert	Michigan	12/8/2015	W, 82-58
Shot 90% (10 FGM)	90.9 (10-11)	Sterling Brown	Hampton	12/17/2015	W, 105-72
Shot 75% (10 FGM)	82.3 (14-17)	Jahmal McMurray	Western Carolina	11/14/2018	W, 98-65
Shot 100% (9 FGM)	100 (9-9)	Keon Ambrose-Hylton	Texas A&M-Commerce	12/3/2023	W, 90-47
Shot 75% (9 FGM)	75.0 (9-12)	Ricardo Wright	[rv/-] Memphis	2/18/2024	W, 106-79
Shot 100% (8 FGM)	100 (9-9)	Keon Ambrose-Hylton	Texas A&M-Commerce	12/3/2023	W, 90-47
Shot 85% (8 FGM)	88.9 (8-9)	Tyreek Smith	Tulane	2/1/2024	W, 80-76
Shot 75% (8 FGM)	75.0 (9-12)	Ricardo Wright	[rv/-] Memphis	2/18/2024	W, 106-79
Shot 100% (7 FGM)	100 (9-9)	Keon Ambrose-Hylton	Texas A&M-Commerce	12/3/2023	W, 90-47
Shot 90% (7 FGM)	100 (9-9)	Keon Ambrose-Hylton	Texas A&M-Commerce	12/3/2023	W, 90-47
Shot 88% (7 FGM)	88.9 (8-9)	Tyreek Smith	Tulane	2/1/2024	W, 80-76
Shot 80% (7 FGM)	87.5 (7-8)	Kario Oquendo	Alabama State	12/3/2024	W, 101-72
Shot 75% (7 FGM)	87.5 (7-8)	Kario Oquendo	Alabama State	12/3/2024	W, 101-72
Shot 100% (6 FGM)	100 (6-6)	Tyreek Smith	at North Texas	1/25/2024	L, 68-66
Shot 88% (6 FGM)	88.9 (8-9)	Tyreek Smith	Tulane	2/1/2024	W, 80-76
Shot 85% (6 FGM)	87.5 (7-8)	Kario Oquendo	Alabama State	12/3/2024	W, 101-72
Shot 75% (6 FGM)	87.5 (7-8)	Kario Oquendo	Alabama State	12/3/2024	W, 101-72
Shot 100% (5 FGM)	100 (5-5)	Keon Ambrose-Hylton	at Rice	2/7/2024	W, 95-69
Shot 85% (5 FGM)	87.5 (7-8)	Kario Oquendo	Alabama State	12/3/2024	W, 101-72
Shot 80% (5 FGM)	87.5 (7-8)	Kario Oquendo	Alabama State	12/3/2024	W, 101-72
Shot 75% (5 FGM)	87.5 (7-8)	Kario Oquendo	Alabama State	12/3/2024	W, 101-72
Made 10 3FG					
Made 9 3FG	9 (9-19)	Jahmal McMurray	Memphis	2/14/2018	L, 70-67
Made 8 3FG	9 (9-19)	Jahmal McMurray	Memphis	2/14/2018	L, 70-67
Made 7 3FG	7 (7-10)	Kendric Davis	at Tulane	1/15/2022	W, 75-66
Made 6 3FG	6 (6-8)	Ricardo Wright	[rv/-] Memphis	2/18/2024	W, 106-79
Made 5 3FG	6 (6-8)	Ricardo Wright	[rv/-] Memphis	2/18/2024	W, 106-79
17 3FGA	19 (9-19)	Jahmal McMurray	Memphis	2/14/2018	L, 70-67
16 3FGA	19 (9-19)	Jahmal McMurray	Memphis	2/14/2018	L, 70-67
15 3FGA	15 (6-15)	Kendric Davis	vs Tulsa	3/11/2022	W, 83-58
13 3FGA	15 (6-15)	Kendric Davis	vs Tulsa	3/11/2022	W, 83-58
12 3FGA	15 (6-15)	Kendric Davis	vs Tulsa	3/11/2022	W, 83-58
11 3FGA	11 (3-11)	Ricardo Wright	UTSA	3/2/2024	L, 77-73
10 3FGA	11 (3-11)	Ricardo Wright	UTSA	3/2/2024	L, 77-73
Shot 60% (10 3FGM)					
Shot 60% (9 3FGM)					
Shot 80% (8 3FGM)					
Shot 70% (8 3FGM)	72.7 (8-11)	Nic Moore	Houston	1/24/2015	W, 80-59
Shot 80% (7 3FGM)	87.5 (7-8)	Shake Milton	at Tulsa	12/29/2015	W, 81-69
Shot 75% (7 3FGM)	87.5 (7-8)	Shake Milton	at Tulsa	12/29/2015	W, 81-69
Shot 70% (7 3FGM)	70.0 (7-10)	Kendric Davis	at Tulane	1/15/2022	W, 75-66
Shot 80% (6 3FGM)	87.5 (7-8)	Shake Milton	at Tulsa	12/29/2015	W, 81-69
Shot 70% (6 3FGM)	75.0 (6-8)	Ricardo Wright	[rv/-] Memphis	2/18/2024	W, 106-79
Shot 100% (5 3FGM)	100 (5-5)	Isiaha Mike	Tulane	1/26/2019	W, 85-75
Shot 80% (5 3FGM)	83.3 (5-6)	Chuck Harris	at Tulane	2/15/2024	W, 87-79
Shot 70% (5 3FGM)	75.0 (6-8)	Ricardo Wright	[rv/-] Memphis	2/18/2024	W, 106-79
Shot 100% (4 3FGM)	100 (4-4)	Ricardo Wright	at Murray State	12/22/2023	W, 92-65
Shot 83% (4 3FGM)	83.3 (5-6)	Chuck Harris	at Tulane	2/15/2024	W, 87-79
Shot 70% (4 3FGM)	80.0 (4-5)	Kario Oquendo	Alabama State	12/3/2024	W, 101-72
Shot 100% (3 3FGM)	100 (3-3)	Ja'Heim Hudson	at [-/rv] Indiana State	3/20/2024	L, 101-92
Shot 80% (3 3FGM)	80.0 (4-5)	Kario Oquendo	Alabama State	12/3/2024	W, 101-72
Shot 70% (3 3FGM)	80.0 (4-5)	Kario Oquendo	Alabama State	12/3/2024	W, 101-72
Made 20 FTs	22 (22-24)	Jan Lourdermilk	TCU	2/24/1962	
Made 14 FTs	14 (14-15)	Derek Williams	Memphis	1/30/2010	W, 70-60
Made 13 FTs	13 (13-14)	Kendric Davis	Cincinnati	3/3/2022	W, 76-71
Made 12 FTs	12 (12-13)	Zhuric Phelps	at North Texas	1/25/2024	L, 68-66
Made 11 FTs	12 (12-13)	Zhuric Phelps	at North Texas	1/25/2024	L, 68-66
Made 10 FTs	10 (10-12)	Yohan Traore	Florida A&M	11/7/2024	W, 102-73
Att. 24 Fts	24 (22-24)	Jan Lourdermilk	TCU	2/24/1962	
Att. 20 Fts	24 (22-24)	Jan Lourdermilk	TCU	2/24/1962	
Att. 17 Fts	17 (13-17)	Kendric Davis	vs Cincinnati	3/12/2021	L, 74-71
Att. 16 Fts	17 (13-17)	Kendric Davis	vs Cincinnati	3/12/2021	L, 74-71
Att. 15 Fts	17 (13-17)	Kendric Davis	vs Cincinnati	3/12/2021	L, 74-71
Att. 14 Fts	14 (13-14)	Kendric Davis	Cincinnati	3/3/2022	W, 76-71
Att. 13 Fts	13 (12-13)	Zhuric Phelps	at North Texas	1/25/2024	L, 68-66
Att. 12 Fts	12 (10-12)	Yohan Traore	Florida A&M	11/7/2024	W, 102-73
100% FTs (min 10 FTM)	100 (10-10)	Zhuric Phelps	East Carolina	3/6/2024	W, 80-77 ot
100% FTs (min 9 FTM)	100 (10-10)	Zhuric Phelps	East Carolina	3/6/2024	W, 80-77 ot
100% FTs (min 8 FTM)	100 (10-10)	Zhuric Phelps	East Carolina	3/6/2024	W, 80-77 ot
100% FTs (min 7 FTM)	100 (10-10)	Zhuric Phelps	East Carolina	3/6/2024	W, 80-77 ot
100% FTs (min 6 FTM)	100 (6-6)	Jerrell Colbert	Alabama State	12/3/2024	W, 101-72

91.7 (11-12)	Jayson Kent	at [-/rv] Indiana State	3/20/2024	L, 101-92
91.7 (11-12)	Jayson Kent	at [-/rv] Indiana State	3/20/2024	L, 101-92
75.0 (12-16)	Kendal Coleman	vs Cal Baptist	11/6/2024	W, 79-77
91.7 (11-12)	Jayson Kent	at [-/rv] Indiana State	3/20/2024	L, 101-92
100 (8-8)	Devin Coleman	at Temple	1/24/2016	L, 89-80
91.7 (11-12)	Jayson Kent	at [-/rv] Indiana State	3/20/2024	L, 101-92
75.0 (12-16)	Kendal Coleman	vs Cal Baptist	11/6/2024	W, 79-77
100 (8-8)	Devin Coleman	at Temple	1/24/2016	L, 89-80
91.7 (11-12)	Jayson Kent	at [-/rv] Indiana State	3/20/2024	L, 101-92
91.7 (11-12)	Jayson Kent	at [-/rv] Indiana State	3/20/2024	L, 101-92
91.7 (11-12)	Jayson Kent	at [-/rv] Indiana State	3/20/2024	L, 101-92
75.0 (12-16)	Kendal Coleman	vs Cal Baptist	11/6/2024	W, 79-77
100 (6-6)	Kasean Pryor	at [rv/rv] South Florida	2/25/2024	L, 79-68
91.7 (11-12)	Jayson Kent	at [-/rv] Indiana State	3/20/2024	L, 101-92
91.7 (11-12)	Jayson Kent	at [-/rv] Indiana State	3/20/2024	L, 101-92
75.0 (12-16)	Kendal Coleman	vs Cal Baptist	11/6/2024	W, 79-77
100 (6-6)	Kasean Pryor	at [rv/rv] South Florida	2/25/2024	L, 79-68
91.7 (11-12)	Jayson Kent	at [-/rv] Indiana State	3/20/2024	L, 101-92
83.3 (5-6)	Kolby King	at Butler	11/15/2024	L, 81-70
75.0 (12-16)	Kendal Coleman	vs Cal Baptist	11/6/2024	W, 79-77
10 (10-16)	James Woodard	[RV/-] Tulsa	3/8/2015	W, 67-62
9 (9-11)	Bryce Alford	vs. UCLA	3/19/2015	L, 60-59
8 (8-14)	Scotty Pippen Jr.	Vanderbilt	12/4/2021	W, 84-72
8 (8-14)	Scotty Pippen Jr.	Vanderbilt	12/4/2021	W, 84-72
6 (6-8)	Kendal Coleman	vs Cal Baptist	11/26/2024	W, 79-77
6 (6-8)	Kendal Coleman	vs Cal Baptist	11/26/2024	W, 79-77
17 (8-17)	Robert Vaden	UAB	2/23/2008	L, 73-59
16 (10-16)	James Woodard	[RV/-] Tulsa	3/8/2015	W, 67-62
15 (2-15)	Bryan Robinson	New Orleans	11/12/2019	W, 77-64
14 (7-14)	Dexter Dennis	Wichita State	3/1/2020	L, 66-62
12 (2-12)	Sam Griffin	at Tulsa	1/18/2023	W, 79-76 (OT)
12 (2-12)	Sam Griffin	at Tulsa	1/18/2023	W, 79-76 (OT)
10 (5-10)	Khalif Battle	Temple	2/8/2023	W, 72-71
10 (3-10)	Zach Hicks	Temple	2/8/2023	W, 72-71
62.5 (10-16)	James Woodard	[RV/-] Tulsa	3/8/2015	W, 67-62
81.8 (9-11)	Bryce Alford	vs. UCLA	3/13/2015	L, 60-59
81.8 (9-11)	Bryce Alford	vs. UCLA	3/13/2015	L, 60-59
72.7 (8-11)	Kameron Gibson	Western Carolina	11/14/2018	W, 98-65
100 (7-7)	Devin Coleman	at Temple	1/24/2016	L, 89-80
77.8 (7-9)	Armoni Brooks	at [rv/rv] Houston	2/8/2018	L, 67-58
72.7 (8-11)	Kameron Gibson	Western Carolina	11/14/2018	W, 98-65
85.7 (6-7)	Alem Huseinovic	at Rice	2/7/2024	W, 95-69
75.0 (6-8)	Kendal Coleman	vs Cal Baptist	11/26/2024	W, 79-77
100 (5-5)	Justin Jenifer	vs [24/23] Cincinnati	3/15/2019	L, 82-74
85.7 (6-7)	Alem Huseinovic	at Rice	2/7/2024	W, 95-69
75.0 (6-8)	Kendal Coleman	vs Cal Baptist	11/26/2024	W, 79-77
100 (4-4)	Kolby King	at Butler	11/15/2024	L, 81-70
100 (4-4)	Kolby King	at Butler	11/15/2024	L, 81-70
75.0 (6-8)	Kendal Coleman	vs Cal Baptist	11/26/2024	W, 79-77
100 (4-4)	Kolby King	at Butler	11/15/2024	L, 81-70
100 (4-4)	Kolby King	at Butler	11/15/2024	L, 81-70
75.0 (6-8)	Kendal Coleman	vs Cal Baptist	11/26/2024	W, 79-77
16 (14-16)	Bubu Benjamin	Tarleton State	11/4/2024	W, 96-62
16 (14-16)	Bubu Benjamin	Tarleton State	11/4/2024	W, 96-62
16 (14-16)	Bubu Benjamin	Tarleton State	11/4/2024	W, 96-62
16 (14-16)	Bubu Benjamin	Tarleton State	11/4/2024	W, 96-62
16 (14-16)	Bubu Benjamin	Tarleton State	11/4/2024	W, 96-62
17 (13-17)	Danuel House	at Houston	1/9/2013	L, 78-67
16 (11-16)	Christian Thompson	at Tulane	2/19/2020	L, 80-72
15 (10-15)	Kevin Cross	Tulane	2/1/2024	W, 80-76
14 (14-16)	Bubu Benjamin	Tarleton State	11/4/2024	W, 96-62
14 (14-16)	Bubu Benjamin	Tarleton State	11/4/2024	W, 96-62
14 (14-16)	Bubu Benjamin	Tarleton State	11/4/2024	W, 96-62
11 (11-11)	Alandise Harris	at Arkansas	11/18/2013	L, 89-78
100 (9-9)	Robbie Avila	at [-/rv] Indiana State	3/20/2024	L, 101-92
100 (9-9)	Robbie Avila	at [-/rv] Indiana State	3/20/2024	L, 101-92
100 (9-9)	Robbie Avila	at [-/rv] Indiana State	3/20/2024	L, 101-92
100 (6-6)	RJ Melendez	[rv/rv] Mississippi State	11/22/2024	L, 84-79

[illegible]

THE STAT CREW SYSTEM
SMU Game-by-Game Highs (as of Dec 03, 2024)
All games

Opponent	Date	Score	Points	Rebounds	Assists	Steals	Blocked shots
TARLETON ST.	11/04/24	96-62	21-MILLER, Boopie	6-EDWARDS ,B.J. OQUENDO, Kario TRAORE, Yohan	7-MILLER, Boopie	4-MILLER, Boopie OQUENDO, Kario EDWARDS ,B.J.	2-AMBROSE-HYLTO
FLORIDA A&M	11/07/24	102-73	20-MILLER, Boopie	10-TRAORE, Yohan	9-MILLER, Boopie	3-MILLER, Boopie EDWARDS ,B.J. OQUENDO, Kario	2-TRAORE, Yohan AMBROSE-HYLTO OQUENDO, Kario
UNC GREENSBORO	11/11/24	81-68	21-MILLER, Boopie	7-EDWARDS ,B.J.	7-MILLER, Boopie	5-EDWARDS ,B.J.	1-TRAORE, Yohan EDWARDS ,B.J.
at Butler	11/15/24	70-81	21-HARRIS, Chuck	6-CROSS, Matt YIGITOGLU, Samet	4-MILLER, Boopie	3-HARRIS, Chuck COLBERT, Jerrell	2-OQUENDO, Kario COLBERT, Jerrell
PRAIRIE VIEW	11/18/24	110-69	17-CROSS, Matt HARRIS, Chuck	12-CROSS, Matt	5-HARRIS, Chuck	2-CROSS, Matt MILLER, Boopie	4-COLBERT, Jerrell
MISSISSIPPI ST.	11/22/24	79-84	13-OQUENDO, Kario	9-CROSS, Matt	6-MILLER, Boopie	2-MILLER, Boopie OQUENDO, Kario	3-YIGITOGLU, Samet
vs California Baptist	11/26/24	79-77	17-EDWARDS ,B.J.	8-CROSS, Matt	5-MILLER, Boopie	3-EDWARDS ,B.J.	2-CROSS, Matt COLBERT, Jerrell YIGITOGLU, Samet
vs Washington St.	11/27/24	77-60	16-MILLER, Boopie	11-YIGITOGLU, Same	5-MILLER, Boopie	2-CROSS, Matt	2-HARRIS, Chuck
ALABAMA ST.	12/03/24	101-72	20-OQUENDO, Kario	10-CROSS, Matt	5-EDWARDS ,B.J. MILLER, Boopie	2-EDWARDS ,B.J.	1-COLBERT, Jerrell

THE STAT CREW SYSTEM
SMU Team Game-by-Game Comparison (as of Dec 03, 2024)
All games

Opponent	1st	2nd	Score	Mar	Total FG	FG Pct	3-Pointers	3FG Pct	Free Throws	FT Pct	Rebounds	Assist	T/Over	Block	Steal	Fouls
TARLETON ST.	51/28	45/34	96-62	+34	34-63/18-49	.540/.367	11-26/6-13	.423/.462	17-22/20-24	.773/.833	35/29 +6	20/8	13/23	4/3	13/5	18/16
FLORIDA A&M	51/29	51/44	102-73	+29	35-66/22-61	.530/.361	10-24/9-28	.417/.321	22-27/20-26	.815/.769	45/34 +11	23/16	11/15	7/4	10/6	21/20
UNC GREENSBORO	41/35	40/33	81-68	+13	27-63/24-58	.429/.414	6-23/5-20	.261/.250	21-30/15-22	.700/.682	41/39 +2	15/15	11/15	2/4	9/6	18/24
Butler	33/36	37/45	70-81	(11)	26-65/25-61	.400/.410	5-15/12-26	.333/.462	13-18/19-24	.722/.792	40/39 +1	9/12	11/13	4/4	9/3	20/16
PRAIRIE VIEW	51/46	59/23	110-69	+41	37-74/23-71	.500/.324	12-25/6-31	.480/.194	24-31/17-23	.774/.739	59/33 +26	25/14	14/15	8/3	8/9	20/25
MISSISSIPPI ST.	38/33	41/51	79-84	(5)	24-47/28-68	.511/.412	8-23/9-26	.348/.346	23-34/19-25	.676/.760	33/37 (4)	16/20	13/7	5/3	5/9	22/23
California Baptist	45/32	34/45	79-77	+2	29-55/30-58	.527/.517	8-20/9-17	.400/.529	13-18/8-13	.722/.615	30/27 +3	12/17	11/9	6/3	7/6	12/12
Washington St.	27/31	50/29	77-60	+17	28-66/21-57	.424/.368	5-15/10-33	.333/.303	16-19/8-15	.842/.533	51/25 +26	12/12	9/8	3/6	4/6	14/16
ALABAMA ST.	49/39	52/33	101-72	+29	33-69/24-69	.478/.348	10-29/13-41	.345/.317	25-34/11-16	.735/.688	56/34 +22	16/11	8/8	1/6	7/4	16/25

Note: Game totals are displayed in the format TEAM/OPPONENT for each category



2024-25 SMU Men's Basketball Combined Team Statistics All games

Page 1/1
as of Dec 04, 2024

Game Records

Record	Overall	Home	Away	Neutral
ALL GAMES	7-2	5-1	0-1	2-0
CONFERENCE	0-0	0-0	0-0	0-0
NON-CONFERENCE	7-2	5-1	0-1	2-0

Score by Periods

Team	1st	2nd	OT	TOT
SMU	386	409	0	795
Opponents	309	337	0	646

Team Box Score

No.	Player				Total		3-Point		F-Throw		Rebounds													
		GP-GS	MIN	AVG	FG-FGA	FG%	3FG-3FGA	3FG%	FT-FTA	FT%	OFF	DEF	TOT	AVG	PF	DQ	A	TO	BLK	STL	PTS	AVG		
2	MILLER, Boopie	9-9	244:13	27.1	48-117	.410	11-39	.282	33-40	.825	7	27	34	3.8	23	0	52	19	0	15	140	15.6		
3	HARRIS, Chuck	9-0	197:45	22.0	39-83	.470	17-37	.459	18-22	.818	6	21	27	3.0	22	1	21	15	2	7	113	12.6		
0	EDWARDS, B.J.	9-9	236:12	26.2	37-74	.500	9-26	.346	16-22	.727	11	27	38	4.2	7	0	30	14	3	20	99	11.0		
24	YIGITOGLU, Samet	7-7	153:02	21.9	28-47	.596	0-0	.000	21-33	.636	17	29	46	6.6	20	0	11	7	8	2	77	11.0		
8	OQUENDO, Kario	9-5	186:12	20.7	32-60	.533	16-31	.516	15-20	.750	7	20	27	3.0	19	0	7	11	4	10	95	10.6		
21	TRAORE, Yohan	9-9	208:17	23.1	25-54	.463	5-17	.294	29-41	.707	18	28	46	5.1	19	0	6	9	3	2	84	9.3		
33	CROSS, Matt	8-5	195:20	24.4	23-46	.500	8-22	.364	13-17	.765	19	41	60	7.5	11	0	10	7	3	8	67	8.4		
22	AMBROSE-HYLTON, Keon	9-1	144:57	16.1	17-36	.472	2-7	.286	11-14	.786	11	15	26	2.9	9	0	4	7	4	1	47	5.2		
20	COLBERT, Jerrell	9-0	92:56	10.3	10-18	.556	0-1	.000	15-19	.789	11	13	24	2.7	20	2	2	5	12	4	35	3.9		
10	GEORGE, AJ	5-0	49:34	9.9	6-10	.600	2-3	.667	1-3	.333	0	9	9	1.8	2	0	2	2	1	0	15	3.0		
5	GORENER, Tibet	8-0	87:12	10.9	7-21	.333	4-15	.267	2-2	1.000	4	7	11	1.4	9	0	2	3	0	3	20	2.5		
35	YOUNG, Jackson	2-0	02:10	1.1	1-2	.500	1-2	.500	0-0	.000	0	0	0	0.0	0	0	0	0	0	0	3	1.5		
31	UTTER, Trey	2-0	02:10	1.1	0-0	.000	0-0	.000	0-0	.000	0	0	0	0.0	0	0	1	0	0	0	0	0.0		
Team											26	16	42					2						
Total		9	1800		273-568	.481	75-200	.375	174-233	.747	137	253	390	43.3	161	3	148	101	40	72	795	88.3		
Opponents		9	1800		215-552	.389	79-235	.336	137-188	.729	104	193	297	33.0	177	4	125	113	36	54	646	71.8		

Team Statistics

	SMU	OPP
Scoring		
Points per game	88.3	71.8
Scoring margin	+16.6	-
Field goals-att		
Field goal pct	.481	.389
3 point fg-att		
3-point FG pct	.375	.336
3-pt FG made per game	8.3	8.8
Free throws-att		
Free throw pct	.747	.729
F-Throws made per game	19.3	15.2
Rebounds		
Rebounds per game	43.3	33.0
Rebounding margin	+10.3	-
Assists		
Assists per game	16.4	13.9
Turnovers		
Turnovers per game	11.2	12.6
Turnover margin	+1.3	-
Assist/turnover ratio	1.5	1.1
Steals		
Steals per game	8.0	6.0
Blocks		
Blocks per game	4.4	4.0
Winning streak		
Home win streak	1	-
Attendance		
Home games-Avg/Game	6-5158	1-7798
Neutral site-Avg/Game	-	2-268

Team Results

Date	Opponent		Score	Att.
11/04/2024	Tarleton St.	W	96-62	5454
11/07/2024	Florida A&M	W	102-73	5014
11/11/2024	UNC Greensboro	W	81-68	4930
11/15/2024	at Butler	L	70-81	7798
11/18/2024	Prairie View	W	110-69	5056
11/22/2024	Mississippi St.	L	79-84	5468
11/26/2024	vs California Baptist	W	79-77	536
11/27/2024	vs Washington St.	W	77-60	0
12/03/2024	Alabama St.	W	101-72	5025