



VIRGINIA WOMEN'S LACROSSE

3 NATIONAL CHAMPIONSHIPS | 28 CONSECUTIVE NCAA CHAMPIONSHIP APPEARANCES
5 ACC TITLES | 128 ALL-AMERICANS



@UVAWomensLax



GAME 8 VIRGINIA VS DUKE KLOCKNER STADIUM MARCH 15, 2025, 12 PM



#13 DUKE BLUE DEVILS (6-2, 2-1 ACC)

#15 VIRGINIA CAVALIERS (4-3, 1-2 ACC)

HEAD COACH

Kerstin Kimel (29th season)
Career Record (at Duke): 356-202 (352-194)

HEAD COACH

Sonia LaMonica (2nd season)
Career Record (at Virginia): 167-108 (20-8)

SERIES AT A GLANCE

All-Time Series: 27-18, Virginia | Last meeting: Duke win 15-10, 3/30/24 | First meeting: 1996
Last UVA win: 4/8/2023 | Last Duke Win: 3/30/24 | Streak: Duke W1

2025 STATISTICAL LEADERS

GOALS

#4 Jenna DiNardo
20 Goals (2.8 per game)

ASSISTS

#16 Madison Alaimo
19 Assists (2.7 per game)

POINTS

#16 Madison Alaimo
30 Points (4.2 per game)

GROUND BALLS

#11 Abby Manalang
12 Ground Balls

CAUSED TURNOVERS

#5 Kate Galica, #11 Abby Manalang
9 Caused Turnovers

DRAW CONTROLS

#5 Kate Galica
66 Draw Controls (9.0 per game)

GOALKEEPING

#26 Mel Josephson
4-3, 11.65 GAAvg, .398 Save Percentage

CAVALIER NOTES

- Sophomore midfielder **Kate Galica** had her fourth doubles-digit draw control game of the year with 12 at UNC
- Galica ranks seventh in the nation and second in the ACC in draws per game (9.43)
- The Cavaliers as a team are winning 56.7 percent of their draws (ranking fourth in the ACC)
- Galica had 15 draw controls against Cal, tying the program record for most in a single game
- Sophomores **Madison Alaimo** and **Addi Foster** have the longest active points streaks on the team. Both have had either a goal or an assist in every game this season
- Alaimo comes into Saturday's game with back-to-back hat tricks against Richmond and UNC. She only had one hat trick all of last season, scoring four goals against Cornell
- Alaimo, who has also scored at least one goal in every game this year, has 11 goals and 19 assists in the seven-game span for a team-leading 30 points
- Alaimo ranks fourth in the ACC in assists per game (2.71), which is 17th in the nation. Her 4.29 points per game ranks 7th in the ACC
- Foster, who has scored at least one goal in each of the last three games, has 11 goals and 8 assists for 19 points
- Freshman midfielder **Payton Sfreddo** has scored four goals in the last three games. She also won four draw controls last Saturday at UNC, bringing her season total up to 7
- Freshman midfielder **Alex Reilly** has scored three goals in the last three games. She did not score on Saturday at UNC but took five shots
- Sophomore attacker **Jenna DiNardo** had her consecutive goal scoring streak snapped at UNC. Despite taking nine shots, she was held scoreless for the first time this season. DiNardo continues to lead the Cavaliers with 20 goals this season, eight more than the second-highest scorers, Kate Galica and Kate Miller (12 each)
- Junior goalkeeper **Mel Josephson** made a career-high 13 saves at North Carolina last Saturday.
- Virginia is committing 12.0 turnovers per game, second-lowest in the ACC and 8th in the nation. The Cavaliers are also third in the ACC in fouls per game (12.57)
- Virginia ranks fifth in the ACC in goals per game (13.43) while Duke is sixth (13.38)
- Duke ranks No. 117 out of 120 teams in free position percentage, amking 29.3 percent of its attempts (12-of-41)

2025 SCHEDULE/RESULTS

Overall: 4-3 | ACC: 1-2
Home: 1-2 | Away: 2-1 | Neutral: 0-0

| DATE | OPPONENT | TIME |
|---------------|-----------------------|-----------------|
| Fri. Feb. 7 | LIBERTY | W, 20-5 |
| Sat. Feb. 15 | at #17 Princeton | W, 13-11 |
| Sat. Feb. 22 | #14 STANFORD* | L, 13-7 |
| Wed. Feb. 26 | #19 NAVY | L, 14-12 |
| Sat. March 1 | at California* | W, 20-9. |
| Wed. March 5 | at Richmond | W, 14-9 |
| Sat. March 8 | at #2 North Carolina* | 2:30 p.m. |
| Sat. March 15 | #13 DUKE* | 12 p.m. |
| Wed. March 19 | at #14 James Madison | 6 p.m. |
| Sat. March 22 | PITT* | 3 p.m. |
| Sat. March 29 | at #8 Syracuse* | 12 p.m. |
| Wed. April 2 | at VCU | 4 p.m. |
| Sat. April 5 | LOUISVILLE* | 12 p.m. |
| Wed. April 9 | vs #5 Maryland | 6 p.m. |
| Sat. April 12 | at #1 Boston College* | 12 p.m. |
| Wed. April 16 | VIRGINIA TECH* | 7 p.m. |

ACC TOURNAMENT

| | | |
|---------------|-------------------|-----|
| Mon. April 21 | First Round | TBD |
| Wed. April 23 | Quarterfinals^ | TBD |
| Fri. April 25 | Semifinals^ | TBD |
| Sun. April 27 | ACC Championship^ | TBD |

NCAA TOURNAMENT

| | | |
|---------------|--------------------|-----|
| Fri. May 9 | First Round | TBD |
| Sun. May 11 | Second Round | TBD |
| Thurs. May 15 | Quarterfinals | TBD |
| Fri. May 23 | Final Four& | TBD |
| Sun. May 25 | NCAA Championship& | TBD |

Home matches in **BOLD CAPS**

*denotes ACC matches

^ - Charlotte, N.C.

& - Foxborough, Mass.

NCAA CHAMPIONSHIP HISTORY

National Championships

1991 • 1993 • 2004

Semifinal Appearances

1986 • 1987 • 1991 • 1992 • 1993 • 1994 • 1995
1998 • 1999 • 2003 • 2004 • 2005 • 2007 • 2014

MEDIA CONTACT

Melissa Dudek
Director of Communications for Olympic Sports

Email: mdudek@virginia.edu
Cell: 434-962-0579

Web: virginiasports.com

TODAY'S GAME

- Virginia leads the all-time series 27-18
- Since 2010, the series is tied 10-10
- Virginia fell 15-10 last year at Duke. The Blue Devils fell 16-12 two years ago at Klockner
- Virginia won the first eight meetings between the two teams, but since then neither team has won more than three games in a row in the series

PRESEASON TEAM ACCOLADES

- Virginia was a consensus top-10 team in all three polls: UVA is No. 8 in the IWLCA Coaches Poll, No. 5 in the USA Lacrosse Magazine poll and No. 9 in the Inside Lacrosse media poll. The Cavaliers were picked to finish third in the Preseason ACC Coaches Poll

PRESEASON PLAYER ACCOLADES

- Sophomore midfielder **Kate Galica** has been named a Preseason All-American by both USA Lacrosse Magazine and Inside Lacrosse, earning a spot on the third team by both publications. Sophomore attackers **Madison Alaimo** and **Jenna DiNardo** were both named as honorable mentions to the USA Lacrosse All-America team
- All three players were named to the 2024 All-ACC Freshman Team last season, with Galica earning the ACC Freshman of the Year honors. Galica set the UVA single-season freshman record with 97 draw controls. Galica was also voted to the Preseason All-ACC Team and named one of the Inside Lacrosse Top 50 Players for 2025 list
- Alaimo set the UVA singles-season freshman record with 27 assists while also scoring 17 goals. She ranked eighth in the conference with 1.35 assists per game
- DiNardo scored at least one goal in 19 of the 20 games she played in last season, ranking third on the team in goals scored (39). She is the top returning scorer from the 2024 campaign, ranking in the top 20 of the conference last season in goals scored and was 10th in efficiency with a .527 shot percentage. She was named to the Inside Lacrosse Top 50 Players for 2025 list
- Senior **Kate Miller** was named to the Preseason All-ACC team alongside Kate Galica. Miller, one of three captains for this year's squad, scored 28 goals with 22 assists last season for 50 points. She ranked 12 in the ACC last year for total assists. She enters her final season with 72 goals and 56 assists for 128 career points.
- The Cavaliers have 12 new faces this year: 11 freshmen and a transfer
- Six of the freshmen were named to the Inside Lacrosse Power 100 Freshman Rankings: midfielder **Payton Sfreddo** (23), midfielder **Alexis Reilly** (46), defender **Sophia Conti** (48), midfielder **Livy LaVerghetta** (51-100), midfielder **Abby Musser** (51-100) and attacker **Jayden Piraino** (51-100)
- Junior defender **Lara Kology** was named to the Inside Lacrosse Top 20 Impact Transfers to Watch list. Kology and the Gator defense last season helped the team to a 20-3 record and a run to the Final Four

CAVALIER CAPTAINS

- Senior attacker **Kate Miller**, senior midfielder **Maureen Duffy** and grad student midfielder **Lauren Pederson** are this year's captains

TEAM USA

- Sophomore defender **Cece Webb** won gold as a member of the U.S. Women's team at the inaugural World Lacrosse Box Championships held Sept. 20-29 in Utica, N.Y.
- Webb was one of 23 athletes making history as the first-ever U.S. Women's National Box Lacrosse Team. The U.S. will be one of 10 nations competing in the women's championship, the first time World Lacrosse has hosted a women's box world championship. She became the team's go-to faceoff specialist in the tournament
- Webb redshirted last year and is looking to make her collegiate debut
- Sophomore attacker **Madison Alaimo** won gold with the US Junior National Team at the 2024 World Lacrosse Women's U20 Championship in August in Hong Kong
- Alaimo set the tournament record for most assists (25) in the championship
- She ranked third among all players in points with 43, scoring 18 goals in addition to her 25 assists.
- Alaimo was named the Player of the Game for the pool play contest against China,
- Sophomore attacker **Jenna DiNardo** was named to the USWNT Training Camp Roster for the Intercollegiate Women's Lacrosse Coaches Association Presidents Cup from Nov. 22-24 in Florida.

NCAA I WOMEN'S LACROSSE POLLS - MARCH 3

| IWLCA COACHES POLL | INSIDE LACROSSE | USA Lacrosse Magazine |
|--------------------|-------------------------|-----------------------|
| 1. Boston College | 1. Boston College | 1. Boston College |
| 2. North Carolina | 2. North Carolina | 2. North Carolina |
| 3. Northwestern | 3. Northwestern | 3. Northwestern |
| 4. Yale | 4. Yale | 4. Yale |
| 5. Maryland | 5. Maryland | 5. Syracuse |
| 6. Florida | 6. Florida | 6. Maryland |
| 7. Stanford | 7. Stanford | 7. Stanford |
| 8. Syracuse | 8. Syracuse | 8. James Madison |
| 9. Clemson | 9. Clemson | 9. Florida |
| 10. Johns Hopkins | 10. Johns Hopkins | 10. Princeton |
| 11. Michigan | 11. Michigan | 11. Clemson |
| 12. Princeton | 12. Princeton | 12. Duke |
| 13. Duke | 13. Duke | 13. Loyola |
| 14. James Madison | 14. James Madison | 14. Johns Hopkins |
| 15. Virginia | 15. Virginia | 15. Michingan |
| 16. Loyola | 16. Loyola | 16. Virginia |
| 17. Penn | 17. Pennsylvania | 17. Penn |
| 18. Stony Brook | 18. Stony Brook | 18. Ohio State |
| 19. Notre Dame | 19. Notre Dame | 19. Rutgers |
| 20. Ohio State | 20. Ohio State | 20. Denver |
| 21. Southern Cal | 21. Southern California | |
| 22. Harvard | 22. Harvard | |
| 23. Navy | 23. Navy | |
| 24. UConn | 24. UConn | |
| 25. Denver | 25. Denver | |

| VIRGINIA WEEK-BY-WEEK | | | |
|-----------------------|-------|----|-----|
| Week | IWLCA | IL | USA |
| Preseason | n/a | 9 | 5 |
| Feb. 10 | 8 | 9 | 5 |
| Feb. 17 | 7 | 7 | 5 |
| Feb. 24 | 11 | 10 | 9 |
| March 3 | 14 | 14 | 13 |
| March 10 | 15 | 15 | 16 |
| March 17 | | | |
| March 24 | | | |
| March 31 | | | |
| April 7 | | | |
| April 14 | | | |
| April 21 | | | |
| April 28 | | | |
| May 5 | | | |

| ACC PRESEASON POLL | | |
|----------------------------------|---------------------|-------|
| No. | Team | Votes |
| 1. | Boston College (11) | 143 |
| 2. | North Carolina | 126 |
| 3. | Virginia | 118 |
| 4. | Syracuse (1) | 114 |
| 5. | Stanford | 87 |
| 6. | Notre Dame | 86 |
| 7. | Clemson | 74 |
| 8. | Duke | 63 |
| 9. | Virginia Tech | 45 |
| 10. | Louisville | 36 |
| 11. | Pitt | 31 |
| 12. | California | 13 |
| First place votes in parentheses | | |

UVA IN THE IWLCA RANKINGS

- Virginia is one of five programs in the NCAA to be ranked at least once in every year of the IWLCA Coaches Poll. The poll was created in 1988, with Dartmouth, Maryland, Penn State and Princeton joining Virginia as the only programs to be nationally ranked every year.
- Of those five programs, Virginia is the only program to be ranked in every week of the IWLCA coaches poll, a span of 286-straight polls.
- Of those 286 polls, the Cavaliers have been ranked among the top-10 in the nation on 245 occasions, the second-most among all NCAA programs.
- The Cavaliers have spent 15 weeks ranked No. 1, including the entire 1993 season
- Virginia debuted at No. 7 in the inaugural coaches poll on March 19, 1988. While the Cavaliers have climbed to a No. 1 ranking, the farthest they have ever fallen was to No. 19 on April 23, 2013. Virginia has only spent five weeks ranked outside the top-15.

| Multiple Goal Games | | | | |
|---------------------|---------|---------|-----------|-----------|
| Name, Pos. | 2025 2+ | 2025 3+ | Career 2+ | Career 3+ |
| #21 Kate Miller, A | 1 | 2 | 23 | 7 |
| #4 Jenna DiNardo | 6 | 5 | 17 | 11 |
| #5 Kate Galica | 4 | 2 | 10 | 6 |
| #16 Madison Alaimo | 2 | 2 | 5 | 3 |
| #11 Abby Manalang | 3 | 1 | 4 | 3 |
| #2 Jayden Piraino | 1 | 1 | 1 | 1 |
| #15 Addi Foster | 3 | 2 | 3 | 2 |
| #22 Lauren Pederson | 2 | | 2 | |
| #7 Payton Sfreddo | 1 | | 1 | |
| #23 Alex Reilly | 1 | | 1 | |
| #40 Devon Gogerty | | | 1 | |

| Multiple Assist Games | | | | |
|-----------------------|---------|---------|-----------|-----------|
| Name, Pos. | 2025 2+ | 2025 3+ | Career 2+ | Career 3+ |
| #21 Kate Miller | 2 | 1 | 19 | 8 |
| #16 Madison Alaimo | 5 | 3 | 13 | 6 |
| #10 Maureen Duffy | 0 | | 2 | |
| #4 Jenna DiNardo | 1 | 1 | 3 | |
| #15 Addi Foster | 2 | 1 | 2 | |

| Consecutive Games with a Goal | | | |
|-------------------------------|--------|---------------------|----------------|
| Name | Streak | Goals During Streak | Streak Started |
| #14 Madison Alaimo | 7 | 11 | Feb. 7, 2025 |
| #15 Addi Foster | 3 | 5 | March 1, 2025 |
| #7 Payton Sfreddo | 3 | 4 | March 1, 2025 |
| #5 Kate Galica | 1 | 2 | March 8, 2025 |
| #2 Jayden Piraino | 1 | 1 | March 8, 2025 |

| Consecutive Games with a Point | | | |
|--------------------------------|--------|---------------------|----------------|
| Name, Pos. | Streak | G-A-P During Streak | Streak Started |
| #15 Addi Foster | 7 | 11-8-19 | Feb. 7, 2025 |
| #14 Madison Alaimo | 7 | 11-19-30 | Feb. 7, 2025 |
| #7 Payton Sfreddo | 3 | 4-1-5 | March 1, 2025 |
| #5 Kate Galica | 1 | 2-0-2 | March 8, 2025 |
| #2 Jayden Piraino | 1 | 1-0-1 | March 8, 2025 |
| #41 | 1 | 0-1-1 | March 8, 2025 |

| Comparisons | | |
|------------------------|---------|---------|
| | UVA | Duke |
| Shot Statistics | | |
| Goals-Shot attempts | 94-218 | 107-225 |
| Goals scored per game | 13.43 | 13.38 |
| Shot pct. | .431 | .476 |
| Shots on goal-Attempts | 167-218 | 107-225 |
| SOG pct. | .766 | .742 |
| Shots/Game | 31.1 | 28.1 |
| Assists | 44 | 68 |
| Free position Made-Att | 19-44 | 12-41 |
| Free position pct. | .432 | .293 |
| Goal Breakdown | | |
| Total Goals | 94 | 107 |
| Free-position | 19 | 12 |
| Unassisted | 50 | 39 |
| Overtime | 0 | 0 |
| Saves | 51 | 78 |
| Opponent Goals | 81 | 79 |
| Ground Balls | 97 | 119 |
| Draw Controls | 110 | 106 |
| Turnovers | 61 | 113 |
| Caused Turnovers | 61 | 78 |
| Clears | 104-116 | 139-156 |
| Clear Pct. | .897 | .891 |
| Shot Clock Violations | 5 | 6 |

HEAD COACH SONIA LAMONICA



LaMonica took over UVA's storied program for the 2023-24 season after serving as the head women's lacrosse coach at Towson for 13 seasons and one season at Mt. Saint Mary's. LaMonica enters her second season in charge of the Cavalier program in 2025 owning an all-time coaching record of 162-105.

LaMonica By the Numbers

- 6 Conference Coach of the Year Awards (5x CAA, 1x ACC)
- 5 All-ACC Selections
- 3 All-Freshman Selections
- 7 NCAA Tournament Appearances (1 at UVA)
- 4 CAA titles

2024 Season (ACC Co-Coach of the Year)

LaMonica and her team cruised to a 14-6 victory over Liberty in her first game in charge and would go on to win nine of the first 10 games of the season—Virginia's best start to a campaign since the 2007 national runner-up season.

The Cavaliers would go on to stockpile some of the best wins of any team in the country including a road victory over No. 4 Notre Dame, and emphatic dispatching of No. 7 James Madison at home, and a thrilling overtime win over No. 3 Boston College on senior day.

Virginia went 6-3 in ACC play matching a single season program-high for wins in conference play while taking down the likes of Boston College for the first time in eight seasons. The pair of wins over opponents ranked in the top-four marked the first time Virginia accomplished such a feat in nine seasons. The Cavaliers would eventually avenge their regular-season loss to North Carolina with a 13-12 victory in the ACC quarterfinals—their first win over UNC since the 2014 season. UVA reached the ACC Semifinal before falling to Syracuse.

The Cavaliers earned the fifth overall seed in the NCAA Women's Lacrosse Championship, its highest since the 2008 season when Virginia was seeded fourth. The Cavaliers earned the right to host the first two rounds of the tournament for the first time since the 2019 season. The first round featured a 21-6 dispatching of LIU in which Virginia set a program record for most goals scored in an NCAA tournament game. The Cavaliers fell to No. 10 Florida in the second round of the championship.

LaMonica was named ACC Co-Coach of the Year, sharing the honor with former collegiate teammate Acacia Walker-Weinstein of Boston College. Five Cavaliers were named to the All-ACC teams while three were named to the All-Freshman team including ACC freshman of the Year Kate Galica.

Prior to Virginia

During her tenure at Towson, LaMonica led the Tigers to seven NCAA Tournament appearances and four Colonial Athletic Association (CAA) Tournament Championships. She has been named the CAA Coach of the Year five times.

Towson finished first or second in the CAA in 10 of her 14 seasons at the helm and made nine CAA tournament championship game appearances, including six-straight. LaMonica has coached six players to All-America honors and has had numerous All-CAA and All-Region honorees.

LaMonica consistently challenged her teams with tough schedules against top-ranked opponents. Towson finished .500 or better in 12 of the 14 seasons she oversaw the program, with one of the two being cut short due to the pandemic.

A native of Darlington, South Australia, LaMonica (pronounced La – MAHN – ick – uh) was named the 10th head coach in the history of the Towson women's lacrosse program after the 2010 season. She returned to lead the Tigers after a one-year stint as the head coach at Mount St. Mary's.

As the Mountaineers' head coach, LaMonica led Mount St. Mary's to an 8-9 record in 2010 and a berth in the Northeast Conference (NEC) semifinals. She coached five players who earned All-NEC honors.

Prior to becoming the Mountaineers' head coach, LaMonica spent two seasons as a member of Missy Doherty's staff at Towson and helped the Tigers win a pair of Colonial Athletic Association (CAA) championships.

Before joining the Tigers' staff, LaMonica was an assistant coach at the University of Denver, helping the Pioneers to a 15-5 record during the 2006 season. She coached the Mountain Pacific Sports Federation (MPSF) Player and Rookie of the Year along with three all-conference selections and the program's first IWLCFA All-West/Midwest region honoree.

LaMonica also served as head coach of the Women's Professional Lacrosse League's (WPLL) Baltimore Brave. LaMonica led the Brave to the league championship in 2019 and guided the team to the title game in the inaugural season a year earlier.

In addition to her success as a coach, LaMonica is a member of the Australian National Team. She helped Australia win the gold medal at the 2005 World Cup Championship and a silver medal at the 2009 World Cup Championship. In the summer of 2013, LaMonica played a key role in helping Australia earn a bronze medal at the World Cup Championship in Canada.

Named to the 2005 IFWLA All-World Team, she was also a member of the U-19 Australian National Team that won the silver medal at the 1999 World Championships and was also the recipient of the U21 South Australian Sportswoman of the Year award.

A 2003 graduate of Maryland, LaMonica was a three-year starter for the Terrapins. She earned first team All-America honors and was a candidate for the Tewaaraton Trophy during her senior season after leading Maryland to the Atlantic Coast Conference (ACC) championship. A team captain during her senior season, she was a member of three ACC championship teams and helped the Terrapins win the 2000 and 2001 NCAA titles.

LaMonica scored 111 goals in her college career, including 49 goals as a senior, along with 55 assists.

LAMONICA CAREER COACHING RECORD

| Year | Team | Overall | Conf. | Conf. Finish | NCAA Tournament |
|-------|------------------|---------|-------|--------------|-----------------|
| 2010 | Mt. Saint Mary's | 8-9 | 6-3 | Semifinal | - |
| 2011 | Towson | 11-7 | 6-1 | Final | - |
| 2012 | Towson | 16-4 | 7-0 | Champions | First Round |
| 2013 | Towson | 10-9 | 6-1 | Champions | First Round |
| 2014 | Towson | 11-8 | 4-1 | Champions | First Round |
| 2015 | Towson | 9-9 | 3-3 | Final | - |
| 2016 | Towson | 16-4 | 5-1 | Champions | Second Round |
| 2017 | Towson | 12-7 | 4-2 | Final | First Round |
| 2018 | Towson | 16-5 | 5-1 | Final | Second Round |
| 2019 | Towson | 7-10 | 5-1 | Semifinal | - |
| 2020* | Towson | 2-4* | * | * | * |
| 2021 | Towson | 9-9 | 0-4 | Semifinal | First Round |
| 2022 | Towson | 9-8 | 5-1 | Final | - |
| 2023 | Towson | 11-7 | 5-2 | Final | - |
| 2024 | Virginia | 15-5 | 6-3 | Semifinal | Second Round |
| 2025 | Virginia | 4-3 | 7-5 | | |

Career **166-108**

Virginia Record **19-9 (7-5)**

*Season canceled due to COVID-19 Pandemic



**2025 Virginia Women's Lacrosse
Virginia Combined Team Statistics
All games (as of Mar 12, 2025)**



| RECORD: | OVERALL | HOME | AWAY | NEUTRAL |
|----------------|----------------|-------------|-------------|----------------|
| ALL GAMES | 4-3 | 1-2 | 3-1 | 0-0 |
| CONFERENCE | 1-2 | 0-1 | 1-1 | 0-0 |
| NON-CONFERENCE | 3-1 | 1-1 | 2-0 | 0-0 |

| Date | Opponent | Score | Att. | ## | PLAYER | GP | G | A | Pts | Sh | Gw | GB | DC | Dsv | TO | CT |
|-----------|----------------------|-------|-------|----|-------------------|----|----|----|-----|-----|----|-----|-----|-----|-----|----|
| 02/07/202 | LIBERTY | w | 20-5 | 4 | Jenna Dinardo | 7 | 20 | 3 | 23 | 48 | 2 | 5 | 4 | 0 | 12 | 3 |
| Feb 15 | at #17 Princeton | w | 13-11 | 5 | Kate Galica | 7 | 12 | 2 | 14 | 28 | 0 | 5 | 66 | 0 | 8 | 9 |
| * Feb 22 | #14 STANFORD | L | 7-13 | 21 | Kate Miller | 7 | 12 | 8 | 20 | 29 | 0 | 10 | 10 | 0 | 12 | 4 |
| Feb 26 | #19 NAVY | L | 12-14 | 16 | Madison Alaimo | 7 | 11 | 19 | 30 | 27 | 0 | 3 | 0 | 0 | 16 | 2 |
| * Mar 01 | at California | w | 20-9 | 15 | Addi Foster | 7 | 11 | 8 | 19 | 22 | 0 | 7 | 0 | 0 | 2 | 4 |
| Mar 05 | at Richmond | w | 14-9 | 11 | Abby Manalang | 7 | 9 | 2 | 11 | 15 | 1 | 12 | 13 | 0 | 1 | 9 |
| * Mar 08 | at #2 North Carolina | L | 8-20 | 22 | Lauren Pederson | 7 | 5 | 0 | 5 | 8 | 0 | 2 | 0 | 0 | 2 | 0 |
| | | | | 23 | Alex Reilly | 7 | 4 | 0 | 4 | 13 | 1 | 1 | 2 | 0 | 2 | 3 |
| | | | | 7 | Payton Sfreddo | 7 | 4 | 0 | 4 | 12 | 0 | 4 | 7 | 0 | 4 | 2 |
| | | | | 2 | Jayden Piraino | 5 | 4 | 0 | 4 | 7 | 0 | 2 | 0 | 0 | 0 | 0 |
| | | | | 41 | Fiona Allen | 4 | 1 | 2 | 3 | 5 | 0 | 0 | 0 | 0 | 1 | 1 |
| | | | | 17 | Finley Barger | 2 | 1 | 0 | 1 | 1 | 0 | 0 | 0 | 0 | 0 | 0 |
| | | | | 32 | Nicole Cruthirds | 7 | 0 | 0 | 0 | 0 | 0 | 8 | 1 | 0 | 1 | 6 |
| | | | | 33 | Katie Campel | 2 | 0 | 0 | 0 | 0 | 0 | 0 | 0 | 0 | 1 | 0 |
| | | | | 36 | Lara Kology | 7 | 0 | 0 | 0 | 0 | 0 | 8 | 2 | 0 | 0 | 5 |
| | | | | 40 | Devon Gogerty | 2 | 0 | 0 | 0 | 0 | 0 | 0 | 0 | 0 | 0 | 1 |
| | | | | 43 | Gabby Laverghett | 2 | 0 | 0 | 0 | 0 | 0 | 0 | 0 | 0 | 0 | 0 |
| | | | | 19 | Wylly Willmott | 1 | 0 | 0 | 0 | 0 | 0 | 0 | 0 | 0 | 0 | 0 |
| | | | | 42 | Livy Laverghetta | 1 | 0 | 0 | 0 | 0 | 0 | 0 | 0 | 0 | 1 | 0 |
| | | | | 29 | Cece Webb | 3 | 0 | 0 | 0 | 0 | 0 | 0 | 0 | 0 | 0 | 1 |
| | | | | 26 | Mel Josephson | 7 | 0 | 0 | 0 | 0 | 0 | 11 | 0 | 0 | 2 | 0 |
| | | | | 25 | Corey White | 6 | 0 | 0 | 0 | 3 | 0 | 2 | 0 | 0 | 2 | 1 |
| | | | | 20 | Olivia Bruno | 7 | 0 | 0 | 0 | 0 | 0 | 2 | 0 | 0 | 2 | 4 |
| | | | | 14 | Abby Musser | 3 | 0 | 0 | 0 | 0 | 0 | 0 | 0 | 0 | 1 | 0 |
| | | | | 13 | Carly Kennedy | 2 | 0 | 0 | 0 | 0 | 0 | 0 | 0 | 0 | 0 | 0 |
| | | | | 12 | Payton Meister | 2 | 0 | 0 | 0 | 0 | 0 | 0 | 0 | 0 | 0 | 1 |
| | | | | 10 | Maureen Duffy | 7 | 0 | 0 | 0 | 0 | 0 | 3 | 0 | 0 | 2 | 1 |
| | | | | 9 | Sophia Conti | 7 | 0 | 0 | 0 | 0 | 0 | 1 | 0 | 0 | 0 | 1 |
| | | | | 6 | Abby Jansen | 3 | 0 | 0 | 0 | 0 | 0 | 3 | 0 | 0 | 0 | 0 |
| | | | | 3 | Kate Demark | 7 | 0 | 0 | 0 | 0 | 0 | 8 | 5 | 0 | 4 | 3 |
| | | | | 44 | Breese Burlingame | 1 | 0 | 0 | 0 | 0 | 0 | 0 | 0 | 0 | 0 | 0 |
| | | | | | Total | 7 | 94 | 44 | 138 | 218 | 4 | 97 | 110 | 0 | 84 | 61 |
| | | | | | Opponents | 7 | 81 | 35 | 116 | 165 | 3 | 108 | 84 | 0 | 101 | 48 |

| ## | Goalie | GP | Min. | GA | GAAvg | Save | Pct | W-L-T |
|----|-------------------|----|--------|----|-------|------|------|-------|
| 44 | Breese Burlingame | 1 | 6:51 | 1 | 8.76 | 1 | .500 | 0-0-0 |
| 6 | Abby Jansen | 3 | 31:02 | 6 | 11.60 | 1 | .143 | 0-0-0 |
| 26 | Mel Josephson | 7 | 381:09 | 74 | 11.65 | 50 | .403 | 4-3-0 |
| | Total | 7 | 419:02 | 81 | 11.60 | 52 | .391 | 4-3-0 |
| | Opponents | 7 | 419:02 | 94 | 13.46 | 73 | .437 | 3-4-0 |

| Goals by Period | 1st | 2nd | 3rd | 4th | Total |
|-----------------|-----|-----|-----|-----|-------|
| Virginia | 28 | 25 | 25 | 16 | 94 |
| Opponents | 17 | 23 | 18 | 23 | 81 |

| Saves by Period | 1st | 2nd | 3rd | 4th | Total |
|-----------------|-----|-----|-----|-----|-------|
| Virginia | 17 | 15 | 14 | 6 | 52 |
| Opponents | 16 | 24 | 20 | 13 | 73 |

| Shots by Period | 1st | 2nd | 3rd | 4th | Total |
|-----------------|-----|-----|-----|-----|-------|
| Virginia | 55 | 60 | 66 | 37 | 218 |
| Opponents | 43 | 45 | 42 | 35 | 165 |

| Shots on Goal | 1st | 2nd | 3rd | 4th | Total |
|---------------|-----|-----|-----|-----|-------|
| Virginia | 44 | 49 | 45 | 29 | 167 |
| Opponents | 34 | 38 | 32 | 29 | 133 |

| TEAM STATISTICS | VA | OPP |
|------------------------|-----------|------------|
| SHOT STATISTICS | | |
| Goals-Shot attempts | 94-218 | 81-165 |
| Goals scored per game | 13.43 | 11.57 |
| Shot pct. | .431 | .491 |
| Shots on goal-Attempts | 167-218 | 133-165 |
| SOG pct. | .766 | .806 |
| Shots/Game | 31.1 | 23.6 |
| Assists | 44 | 35 |
| Free position Made-Att | 19-44 | 25-42 |
| Free position pct. | .432 | .595 |
| GOAL BREAKDOWN | | |
| Total Goals | 94 | 81 |
| Free-position | 19 | 25 |
| Unassisted | 50 | 46 |
| Overtime | 0 | 0 |
| Goals scored average | 13.46 | 11.60 |
| GROUND BALLS | 97 | 108 |
| DRAW CONTROLS | 110 | 84 |
| TURNOVERS | 84 | 101 |
| CAUSED TURNOVERS | 61 | 48 |
| CLEARs | 104-116 | 111-129 |
| Clear Pct. | .897 | .860 |
| SHOT CLOCK VIOLATIONS | 5 | 5 |
| ATTENDANCE | | |
| Total | 1621 | 2861 |
| Dates/Avg Per Date | 3/540 | 4/715 |
| Neutral Site #/Avg | 0/0 | |

| Goals by Period | 1st | 2nd | 3rd | 4th | Total |
|-----------------|-----|-----|-----|-----|-------|
| Virginia | 28 | 25 | 25 | 16 | 94 |
| Opponents | 17 | 23 | 18 | 23 | 81 |

| Saves by Period | 1st | 2nd | 3rd | 4th | Total |
|-----------------|-----|-----|-----|-----|-------|
| Virginia | 17 | 15 | 14 | 6 | 52 |
| Opponents | 16 | 24 | 20 | 13 | 73 |

| Shots by Period | 1st | 2nd | 3rd | 4th | Total |
|-----------------|-----|-----|-----|-----|-------|
| Virginia | 55 | 60 | 66 | 37 | 218 |
| Opponents | 43 | 45 | 42 | 35 | 165 |

| Shots on Goal | 1st | 2nd | 3rd | 4th | Total |
|---------------|-----|-----|-----|-----|-------|
| Virginia | 44 | 49 | 45 | 29 | 167 |
| Opponents | 34 | 38 | 32 | 29 | 133 |



2025 Virginia Women's Lacrosse Virginia Overall Individual Statistics All games (as of Mar 08, 2025)



Overall: 4-3 Conf: 1-2 Home: 1-2 Away: 3-1 Neut: 0-0

| ## | Player | gp-gs | g | a | pts | sh | sh% | sog | sog% | gw | fpg-fps | gb | dc | dsv | t/o | ct | foul |
|-----------|-------------------|-------|----|----|-----|-----|-------|-----|-------|----|---------|-----|-----|-----|-----|----|------|
| 4 | Jenna Dinardo | 7-7 | 20 | 3 | 23 | 48 | .417 | 43 | .896 | 2 | 2-6 | 5 | 4 | 0 | 12 | 3 | 2 |
| 5 | Kate Galica | 7-7 | 12 | 2 | 14 | 28 | .429 | 22 | .786 | 0 | 5-11 | 5 | 66 | 0 | 8 | 9 | 11 |
| 21 | Kate Miller | 7-7 | 12 | 8 | 20 | 29 | .414 | 18 | .621 | 0 | 1-1 | 10 | 10 | 0 | 12 | 4 | 3 |
| 16 | Madison Alaimo | 7-7 | 11 | 19 | 30 | 27 | .407 | 19 | .704 | 0 | 3-4 | 3 | 0 | 0 | 16 | 2 | 3 |
| 15 | Addi Foster | 7-7 | 11 | 8 | 19 | 22 | .500 | 16 | .727 | 0 | 2-5 | 7 | 0 | 0 | 2 | 4 | 1 |
| 11 | Abby Manalang | 7-7 | 9 | 2 | 11 | 15 | .600 | 13 | .867 | 1 | 4-5 | 12 | 13 | 0 | 1 | 9 | 4 |
| 22 | Lauren Pederson | 7-0 | 5 | 0 | 5 | 8 | .625 | 8 | 1.000 | 0 | 1-1 | 2 | 0 | 0 | 2 | 0 | 0 |
| 23 | Alex Reilly | 7-0 | 4 | 0 | 4 | 13 | .308 | 9 | .692 | 1 | 1-2 | 1 | 2 | 0 | 2 | 3 | 4 |
| 7 | Payton Sfreddo | 7-0 | 4 | 0 | 4 | 12 | .333 | 9 | .750 | 0 | 0-5 | 4 | 7 | 0 | 4 | 2 | 4 |
| 2 | Jayden Piraino | 5-0 | 4 | 0 | 4 | 7 | .571 | 5 | .714 | 0 | - | 2 | 0 | 0 | 0 | 0 | 0 |
| 41 | Fiona Allen | 4-0 | 1 | 2 | 3 | 5 | .200 | 3 | .600 | 0 | 0-2 | 0 | 0 | 0 | 1 | 1 | 0 |
| 17 | Finley Barger | 2-0 | 1 | 0 | 1 | 1 | 1.000 | 1 | 1.000 | 0 | - | 0 | 0 | 0 | 0 | 0 | 0 |
| 32 | Nicole Cruthirds | 7-7 | 0 | 0 | 0 | 0 | .000 | 0 | .000 | 0 | - | 8 | 1 | 0 | 1 | 6 | 5 |
| 33 | Katie Cappel | 2-0 | 0 | 0 | 0 | 0 | .000 | 0 | .000 | 0 | - | 0 | 0 | 0 | 1 | 0 | 0 |
| 36 | Lara Kology | 7-7 | 0 | 0 | 0 | 0 | .000 | 0 | .000 | 0 | - | 8 | 2 | 0 | 0 | 5 | 10 |
| 40 | Devon Gogerty | 2-0 | 0 | 0 | 0 | 0 | .000 | 0 | .000 | 0 | - | 0 | 0 | 0 | 0 | 1 | 1 |
| 43 | Gabby Laverghetta | 2-0 | 0 | 0 | 0 | 0 | .000 | 0 | .000 | 0 | - | 0 | 0 | 0 | 0 | 0 | 0 |
| 19 | Wylly Willmott | 1-0 | 0 | 0 | 0 | 0 | .000 | 0 | .000 | 0 | - | 0 | 0 | 0 | 0 | 0 | 0 |
| 42 | Livy Laverghetta | 1-0 | 0 | 0 | 0 | 0 | .000 | 0 | .000 | 0 | - | 0 | 0 | 0 | 1 | 0 | 0 |
| 29 | Cece Webb | 3-0 | 0 | 0 | 0 | 0 | .000 | 0 | .000 | 0 | - | 0 | 0 | 0 | 0 | 1 | 0 |
| 26 | Mel Josephson | 7-7 | 0 | 0 | 0 | 0 | .000 | 0 | .000 | 0 | - | 11 | 0 | 0 | 2 | 0 | 1 |
| 25 | Corey White | 6-0 | 0 | 0 | 0 | 3 | .000 | 1 | .333 | 0 | 0-2 | 2 | 0 | 0 | 2 | 1 | 3 |
| 20 | Olivia Bruno | 7-7 | 0 | 0 | 0 | 0 | .000 | 0 | .000 | 0 | - | 2 | 0 | 0 | 2 | 4 | 11 |
| 14 | Abby Musser | 3-0 | 0 | 0 | 0 | 0 | .000 | 0 | .000 | 0 | - | 0 | 0 | 0 | 1 | 0 | 1 |
| 13 | Carly Kennedy | 2-0 | 0 | 0 | 0 | 0 | .000 | 0 | .000 | 0 | - | 0 | 0 | 0 | 0 | 0 | 0 |
| 12 | Payton Meister | 2-0 | 0 | 0 | 0 | 0 | .000 | 0 | .000 | 0 | - | 0 | 0 | 0 | 0 | 1 | 0 |
| 10 | Maureen Duffy | 7-7 | 0 | 0 | 0 | 0 | .000 | 0 | .000 | 0 | - | 3 | 0 | 0 | 2 | 1 | 7 |
| 9 | Sophia Conti | 7-0 | 0 | 0 | 0 | 0 | .000 | 0 | .000 | 0 | - | 1 | 0 | 0 | 0 | 1 | 1 |
| 6 | Abby Jansen | 3-0 | 0 | 0 | 0 | 0 | .000 | 0 | .000 | 0 | - | 3 | 0 | 0 | 0 | 0 | 0 |
| 3 | Kate Demark | 7-7 | 0 | 0 | 0 | 0 | .000 | 0 | .000 | 0 | - | 8 | 5 | 0 | 4 | 3 | 14 |
| 44 | Breese Burlingame | 1-0 | 0 | 0 | 0 | 0 | .000 | 0 | .000 | 0 | - | 0 | 0 | 0 | 0 | 0 | 0 |
| Total | | 7 | 94 | 44 | 138 | 218 | .431 | 167 | .766 | 4 | 19-44 | 97 | 110 | 0 | 84 | 61 | 88 |
| Opponents | | 7 | 81 | 35 | 116 | 165 | .491 | 132 | .800 | 3 | 25-42 | 108 | 84 | 0 | 101 | 48 | 96 |

| ## | Goalie | gp-gs | min | ga | gaavg | saves | pct | w | l | t | shots faced |
|-----------|-------------------|-------|--------|----|-------|-------|------|---|---|---|-------------|
| 44 | Breese Burlingame | 1-0 | 6:51 | 1 | 8.76 | 1 | .500 | 0 | 0 | 0 | 2 |
| 6 | Abby Jansen | 3-0 | 31:02 | 6 | 11.60 | 1 | .143 | 0 | 0 | 0 | 10 |
| 26 | Mel Josephson | 7-7 | 381:09 | 74 | 11.65 | 49 | .398 | 4 | 3 | 0 | 154 |
| Total | | 7 | 419:02 | 81 | 11.60 | 51 | .386 | 4 | 3 | 0 | 166 |
| Opponents | | 7 | 419:02 | 94 | 13.46 | 73 | .437 | 3 | 4 | 0 | 218 |

| Goals by Period | 1st | 2nd | 3rd | 4th | Total |
|-----------------|-----|-----|-----|-----|-------|
| Virginia | 28 | 25 | 25 | 16 | 94 |
| Opponents | 17 | 23 | 18 | 23 | 81 |

| Saves by Period | 1st | 2nd | 3rd | 4th | Total |
|-----------------|-----|-----|-----|-----|-------|
| Virginia | 16 | 15 | 14 | 6 | 51 |
| Opponents | 16 | 24 | 20 | 13 | 73 |

| Shots by Period | 1st | 2nd | 3rd | 4th | Total |
|-----------------|-----|-----|-----|-----|-------|
| Virginia | 55 | 60 | 66 | 37 | 218 |
| Opponents | 43 | 45 | 42 | 35 | 165 |

| Attendance Summary | VA | Opponent |
|--------------------|-------|----------|
| Total | 1621 | 2861 |
| Dates/Avg Per Date | 3/540 | 4/715 |
| Neutral Site #/Avg | 0/0 | |

| Shots on Goal | 1st | 2nd | 3rd | 4th | Total |
|---------------|-----|-----|-----|-----|-------|
| Virginia | 44 | 49 | 45 | 29 | 167 |
| Opponents | 33 | 38 | 32 | 29 | 132 |

CLEARs: Virginia -- 104-116 .897, Opponents -- 111-129 .860.



2025 Virginia Women's Lacrosse Virginia Team Game-by-Game All games (as of Mar 08, 2025)



TEAM STATISTICS

| Date | Opponent | Score | G | A | Pts | Sh | Sog | GW | fpg-fps | GB | DC | TO | CT | Fo |
|--------------|----------------|-------|----|----|-----|-----|-----|----|---------|-----|-----|-----|----|----|
| 02/07/2025 | LIBERTY | 20-5 | 20 | 10 | 30 | 39 | 35 | 1 | 2-5 | 23 | 12 | 13 | 18 | 12 |
| Feb 15, 2025 | Princeton | 13-11 | 13 | 4 | 17 | 32 | 25 | 1 | 2-5 | 10 | 20 | 9 | 4 | 7 |
| Feb 22, 2025 | STANFORD | 7-13 | 7 | 4 | 11 | 14 | 12 | 0 | 2-4 | 19 | 9 | 21 | 11 | 13 |
| Feb 26, 2025 | NAVY | 12-14 | 12 | 5 | 17 | 31 | 22 | 0 | 5-9 | 12 | 15 | 11 | 10 | 11 |
| Mar 01, 2025 | California | 20-9 | 20 | 14 | 34 | 35 | 29 | 1 | 3-6 | 8 | 20 | 9 | 8 | 12 |
| Mar 05, 2025 | Richmond | 14-9 | 14 | 4 | 18 | 35 | 24 | 1 | 3-8 | 13 | 15 | 6 | 6 | 14 |
| Mar 08, 2025 | North Carolina | 8-20 | 8 | 3 | 11 | 32 | 20 | 0 | 2-7 | 12 | 19 | 15 | 4 | 19 |
| | | 94-81 | 94 | 44 | 138 | 218 | 167 | 4 | 19-44 | 97 | 110 | 84 | 61 | 88 |
| | Opponent | | 81 | 35 | 116 | 165 | 132 | 3 | 25-42 | 108 | 84 | 101 | 48 | 96 |

TEAM PER-GAME

Games played: 7

Shots per game: 31.14; Goals per game: 13.43

Assists per game: 6.29; Points per game: 19.71

Shot pct: .431; SOG pct: .766

Faceoff W-L pct: .000; Clear pct: 0.897

| Date | Opponent | Score | Minutes | GA | GAAvg | Saves | Save% | W | L | T | Faced |
|--------------|----------------|-------|---------|----|-------|-------|-------|---|---|---|-------|
| 02/07/2025 | LIBERTY | 20-5 | 60:00 | 5 | 5.00 | 7 | .583 | 1 | 0 | 0 | 13 |
| Feb 15, 2025 | Princeton | 13-11 | 59:05 | 11 | 8.06 | 9 | .450 | 1 | 0 | 0 | 30 |
| Feb 22, 2025 | STANFORD | 7-13 | 60:00 | 13 | 9.72 | 7 | .350 | 0 | 1 | 0 | 27 |
| Feb 26, 2025 | NAVY | 12-14 | 60:00 | 14 | 10.79 | 5 | .263 | 0 | 1 | 0 | 24 |
| Mar 01, 2025 | California | 20-9 | 60:00 | 9 | 10.43 | 3 | .250 | 1 | 0 | 0 | 15 |
| Mar 05, 2025 | Richmond | 14-9 | 59:57 | 9 | 10.19 | 7 | .438 | 1 | 0 | 0 | 18 |
| Mar 08, 2025 | North Carolina | 8-20 | 60:00 | 20 | 11.60 | 13 | .394 | 0 | 1 | 0 | 39 |
| | | 94-81 | 419:02 | 81 | 11.60 | 51 | .386 | 4 | 3 | 0 | 166 |
| | Opponent | | 419:02 | 94 | 11.60 | 73 | .437 | 3 | 4 | 0 | 218 |



2025 Virginia Women's Lacrosse
Virginia Game-by-Game Goals-Assists-Points
All games (as of Mar 08, 2025)



| Opponent | Date | Score | 2 PIRAINO,JA | 3 DEMARK,KAT | 4 DINARDO,JE | 5 GALICA,KAT | 6 JANSEN,ABB | 7 SFREDDO,PA | 9 CONTI,SOPH | 10 DUFFY,MAUR | 11 MANALANG,A | 12 MEISTER,PA | 13 KENNEDY,CA |
|----------|----------|---------|-----------------|-----------------|-----------------|-----------------|-----------------|-----------------|-----------------|------------------|------------------|------------------|------------------|
| LIBERTY | 02/07/20 | 20-5 W | 3-0-3 | 0-0-0 | 4-1-5 | 1-0-1 | 0-0-0 | 0-0-0 | 0-0-0 | 0-0-0 | 3-0-3 | 0-0-0 | 0-0-0 |
| at PRI | Feb 15 | 13-11 W | 0-0-0 | 0-0-0 | 3-0-3 | 3-1-4 | DNP | 0-0-0 | 0-0-0 | 0-0-0 | 0-0-0 | DNP | DNP |
| STAN | Feb 22 | 7-13 L | 0-0-0 | 0-0-0 | 2-0-2 | 0-0-0 | DNP | 0-0-0 | 0-0-0 | 0-0-0 | 1-1-2 | DNP | 0-0-0 |
| NAVY | Feb 26 | 12-14 L | DNP | 0-0-0 | 4-2-6 | 4-0-4 | 0-0-0 | 0-0-0 | 0-0-0 | 0-0-0 | 2-0-2 | DNP | DNP |
| at CAL | Mar 01 | 20-9 W | 0-0-0 | 0-0-0 | 4-0-4 | 2-1-3 | 0-0-0 | 2-0-2 | 0-0-0 | 0-0-0 | 1-1-2 | 0-0-0 | DNP |
| at RICH | Mar 05 | 14-9 W | DNP | 0-0-0 | 3-0-3 | 0-0-0 | DNP | 1-0-1 | 0-0-0 | 0-0-0 | 2-0-2 | DNP | DNP |
| at UNC | Mar 08 | 8-20 L | 1-0-1 | 0-0-0 | 0-0-0 | 2-0-2 | DNP | 1-0-1 | 0-0-0 | 0-0-0 | 0-0-0 | DNP | DNP |

| Opponent | Date | Score | 14 MUSSER,ABB | 15 FOSTER,ADD | 16 ALAIMO,MAD | 17 BARGER,FIN | 19 WILLMOTT,W | 20 BRUNO,OLIV | 21 MILLER,KAT | 22 PEDERSON,L | 23 REILLY,ALE | 25 WHITE,CORE | 26 JOSEPHSON, |
|----------|----------|---------|------------------|------------------|------------------|------------------|------------------|------------------|------------------|------------------|------------------|------------------|------------------|
| LIBERTY | 02/07/20 | 20-5 W | 0-0-0 | 2-4-6 | 1-3-4 | 0-0-0 | DNP | 0-0-0 | 3-2-5 | 2-0-2 | 1-0-1 | 0-0-0 | 0-0-0 |
| at PRI | Feb 15 | 13-11 W | DNP | 3-0-3 | 1-3-4 | DNP | DNP | 0-0-0 | 3-0-3 | 0-0-0 | 0-0-0 | DNP | 0-0-0 |
| STAN | Feb 22 | 7-13 L | 0-0-0 | 1-0-1 | 1-2-3 | DNP | DNP | 0-0-0 | 1-1-2 | 1-0-1 | 0-0-0 | 0-0-0 | 0-0-0 |
| NAVY | Feb 26 | 12-14 L | DNP | 0-1-1 | 1-1-2 | DNP | DNP | 0-0-0 | 1-1-2 | 0-0-0 | 0-0-0 | 0-0-0 | 0-0-0 |
| at CAL | Mar 01 | 20-9 W | 0-0-0 | 3-2-5 | 1-6-7 | 1-0-1 | 0-0-0 | 0-0-0 | 2-3-5 | 2-0-2 | 1-0-1 | 0-0-0 | 0-0-0 |
| at RICH | Mar 05 | 14-9 W | DNP | 1-0-1 | 3-3-6 | DNP | DNP | 0-0-0 | 2-1-3 | 0-0-0 | 2-0-2 | 0-0-0 | 0-0-0 |
| at UNC | Mar 08 | 8-20 L | DNP | 1-1-2 | 3-1-4 | DNP | DNP | 0-0-0 | 0-0-0 | 0-0-0 | 0-0-0 | 0-0-0 | 0-0-0 |

| Opponent | Date | Score | 29 WEBB,CECE | 32 CRUTHIRDS, | 33 CAMPEL,KAT | 36 KOLOGY,LAR | 40 GOGERTY,DE | 41 ALLEN,FION | 42 LAVERGHETT | 43 LAVERGHETT | 44 BURLINGAME |
|----------|----------|---------|-----------------|------------------|------------------|------------------|------------------|------------------|------------------|------------------|------------------|
| LIBERTY | 02/07/20 | 20-5 W | 0-0-0 | 0-0-0 | 0-0-0 | 0-0-0 | 0-0-0 | DNP | DNP | 0-0-0 | DNP |
| at PRI | Feb 15 | 13-11 W | DNP | 0-0-0 | DNP | 0-0-0 | DNP | 0-0-0 | DNP | DNP | DNP |
| STAN | Feb 22 | 7-13 L | DNP | 0-0-0 | DNP | 0-0-0 | DNP | DNP | DNP | DNP | DNP |
| NAVY | Feb 26 | 12-14 L | DNP | 0-0-0 | DNP | 0-0-0 | DNP | DNP | DNP | DNP | DNP |
| at CAL | Mar 01 | 20-9 W | 0-0-0 | 0-0-0 | 0-0-0 | 0-0-0 | 0-0-0 | 1-1-2 | 0-0-0 | 0-0-0 | 0-0-0 |
| at RICH | Mar 05 | 14-9 W | 0-0-0 | 0-0-0 | DNP | 0-0-0 | DNP | 0-0-0 | DNP | DNP | DNP |
| at UNC | Mar 08 | 8-20 L | DNP | 0-0-0 | DNP | 0-0-0 | DNP | 0-1-1 | DNP | DNP | DNP |



**2025 Virginia Women's Lacrosse
Virginia Category Leaders
All games (as of Mar 08, 2025)**



| ## | Points | GP | G | A | Pts | Shots |
|----|----------------|----|----|----|-----|-------|
| 16 | Madison Alaimo | 7 | 11 | 19 | 30 | 27 |
| 4 | Jenna Dinardo | 7 | 20 | 3 | 23 | 48 |
| 21 | Kate Miller | 7 | 12 | 8 | 20 | 29 |
| 15 | Addi Foster | 7 | 11 | 8 | 19 | 22 |
| 5 | Kate Galica | 7 | 12 | 2 | 14 | 28 |

| ## | Goals | GP | G | A | Pts | Shots |
|----|----------------|----|----|----|-----|-------|
| 4 | Jenna Dinardo | 7 | 20 | 3 | 23 | 48 |
| 21 | Kate Miller | 7 | 12 | 8 | 20 | 29 |
| 5 | Kate Galica | 7 | 12 | 2 | 14 | 28 |
| 15 | Addi Foster | 7 | 11 | 8 | 19 | 22 |
| 16 | Madison Alaimo | 7 | 11 | 19 | 30 | 27 |

| ## | Assists | GP | G | A | Pts | Shots |
|----|----------------|----|----|----|-----|-------|
| 16 | Madison Alaimo | 7 | 11 | 19 | 30 | 27 |
| 21 | Kate Miller | 7 | 12 | 8 | 20 | 29 |
| 15 | Addi Foster | 7 | 11 | 8 | 19 | 22 |
| 4 | Jenna Dinardo | 7 | 20 | 3 | 23 | 48 |
| 11 | Abby Manalang | 7 | 9 | 2 | 11 | 15 |

| ## | Ground Balls | GP | No. |
|----|------------------|----|-----|
| 11 | Abby Manalang | 7 | 12 |
| 26 | Mel Josephson | 7 | 11 |
| 21 | Kate Miller | 7 | 10 |
| 32 | Nicole Cruthirds | 7 | 8 |
| 36 | Lara Kology | 7 | 8 |

| ## | Draw Controls | GP | No. |
|----|----------------|----|-----|
| 5 | Kate Galica | 7 | 66 |
| 11 | Abby Manalang | 7 | 13 |
| 21 | Kate Miller | 7 | 10 |
| 7 | Payton Sfredde | 7 | 7 |
| 3 | Kate Demark | 7 | 5 |

| ## | Game-winning Goals | GP | No. |
|----|--------------------|----|-----|
| 4 | Jenna Dinardo | 7 | 2 |
| 23 | Alex Reilly | 7 | 1 |
| 11 | Abby Manalang | 7 | 1 |

| ## | Free-position Goals | GP | No. |
|----|---------------------|----|-----|
| 5 | Kate Galica | 7 | 5 |
| 11 | Abby Manalang | 7 | 4 |
| 16 | Madison Alaimo | 7 | 3 |
| 15 | Addi Foster | 7 | 2 |
| 4 | Jenna Dinardo | 7 | 2 |

| ## | Shots | GP | G | A | Shots | Shot% |
|----|----------------|----|----|----|-------|-------|
| 4 | Jenna Dinardo | 7 | 20 | 3 | 48 | .417 |
| 21 | Kate Miller | 7 | 12 | 8 | 29 | .414 |
| 5 | Kate Galica | 7 | 12 | 2 | 28 | .429 |
| 16 | Madison Alaimo | 7 | 11 | 19 | 27 | .407 |
| 15 | Addi Foster | 7 | 11 | 8 | 22 | .500 |

| ## | Shot Pct. | GP | G | A | Shots | Shot% |
|----|-----------------|----|----|---|-------|-------|
| 17 | Finley Barger | 2 | 1 | 0 | 1 | 1.000 |
| 22 | Lauren Pederson | 7 | 5 | 0 | 8 | .625 |
| 11 | Abby Manalang | 7 | 9 | 2 | 15 | .600 |
| 2 | Jayden Piraino | 5 | 4 | 0 | 7 | .571 |
| 15 | Addi Foster | 7 | 11 | 8 | 22 | .500 |

| ## | Shots on Goal | GP | G | A | Shots | SOG | SOG% |
|----|----------------|----|----|----|-------|-----|------|
| 4 | Jenna Dinardo | 7 | 20 | 3 | 48 | 43 | .896 |
| 5 | Kate Galica | 7 | 12 | 2 | 28 | 22 | .786 |
| 16 | Madison Alaimo | 7 | 11 | 19 | 27 | 19 | .704 |
| 21 | Kate Miller | 7 | 12 | 8 | 29 | 18 | .621 |
| 15 | Addi Foster | 7 | 11 | 8 | 22 | 16 | .727 |

| ## | Shots on Goal Pct. | GP | G | A | Shots | SOG | SOG% |
|----|--------------------|----|----|---|-------|-----|-------|
| 22 | Lauren Pederson | 7 | 5 | 0 | 8 | 8 | 1.000 |
| 17 | Finley Barger | 2 | 1 | 0 | 1 | 1 | 1.000 |
| 4 | Jenna Dinardo | 7 | 20 | 3 | 48 | 43 | .896 |
| 11 | Abby Manalang | 7 | 9 | 2 | 15 | 13 | .867 |
| 5 | Kate Galica | 7 | 12 | 2 | 28 | 22 | .786 |

| ## | Caused Turnovers | GP | No. |
|----|------------------|----|-----|
| 11 | Abby Manalang | 7 | 9 |
| 5 | Kate Galica | 7 | 9 |
| 32 | Nicole Cruthirds | 7 | 6 |
| 36 | Lara Kology | 7 | 5 |
| 21 | Kate Miller | 7 | 4 |



2025 Virginia Lacrosse Individual Career History



Madison Alaimo

| Season | GP | G | A | Pts | Shots | Shot% | SOG | SOG% | GW | GB | DC | Dsv | TO | CT |
|--------|----|----|----|-----|-------|-------|-----|------|----|----|----|-----|----|----|
| 2024 | 20 | 17 | 27 | 44 | 35 | .486 | 25 | .714 | 2 | 24 | 1 | 0 | 28 | 11 |
| 2025 | 7 | 11 | 19 | 30 | 27 | .407 | 19 | .704 | 0 | 3 | 0 | 0 | 16 | 2 |
| TOTAL | 27 | 28 | 46 | 74 | 62 | .452 | 44 | .710 | 2 | 27 | 1 | 0 | 44 | 13 |

SINGLE-GAME HIGHS [all-time ranking]:

Points: 7, at California, Mar 01, 2025

Goals: 4, vs Cornell, 02/25/24; vs Cornell, Feb 25, 2024

Assists: 6 [t-5th], at California, Mar 01, 2025

Shots: 5, 5 times

Ground balls: 5, Princeton, 02/17/24; Princeton, Feb 17, 2024

Draw controls: 1, LIU, May 10, 2024

Man-up goals: 1 [t-8th], 6 times

Free-position goals: 1, 6 times

Caused turnovers: 2, VCU, Apr 03, 2024; at Duke, Mar 30, 2024

Fiona Allen

| Season | GP | G | A | Pts | Shots | Shot% | SOG | SOG% | GW | GB | DC | Dsv | TO | CT |
|--------|----|---|---|-----|-------|-------|-----|------|----|----|----|-----|----|----|
| 2025 | 4 | 1 | 2 | 3 | 5 | .200 | 3 | .600 | 0 | 0 | 0 | 0 | 1 | 1 |
| TOTAL | 4 | 1 | 2 | 3 | 5 | .200 | 3 | .600 | 0 | 0 | 0 | 0 | 1 | 1 |

SINGLE-GAME HIGHS [all-time ranking]:

Points: 2, at California, Mar 01, 2025

Goals: 1, at California, Mar 01, 2025

Assists: 1, at California, Mar 01, 2025; at North Carolina, Mar 08, 2025

Shots: 2, at Princeton, Feb 15, 2025

Caused turnovers: 1, at California, Mar 01, 2025

Finley Barger

| Season | GP | G | A | Pts | Shots | Shot% | SOG | SOG% | GW | GB | DC | Dsv | TO | CT |
|--------|----|---|---|-----|-------|-------|-----|-------|----|----|----|-----|----|----|
| 2024 | 4 | 1 | 0 | 1 | 4 | .250 | 2 | .500 | 0 | 0 | 0 | 0 | 0 | 0 |
| 2025 | 2 | 1 | 0 | 1 | 1 | 1.000 | 1 | 1.000 | 0 | 0 | 0 | 0 | 0 | 0 |
| TOTAL | 6 | 2 | 0 | 2 | 5 | .400 | 3 | .600 | 0 | 0 | 0 | 0 | 0 | 0 |

SINGLE-GAME HIGHS [all-time ranking]:

Points: 1, at California, Mar 01, 2025; LIU, May 10, 2024

Goals: 1, at California, Mar 01, 2025; LIU, May 10, 2024

Shots: 2, VCU, Apr 03, 2024

Man-up goals: 1 [t-8th], at California, Mar 01, 2025

Olivia Bruno

| Season | GP | G | A | Pts | Shots | Shot% | SOG | SOG% | GW | GB | DC | Dsv | TO | CT |
|--------|----|---|---|-----|-------|-------|-----|------|----|----|----|-----|----|----|
| 2023 | 3 | 0 | 0 | 0 | - | - | - | - | 0 | 0 | 0 | 0 | 0 | 0 |
| 2024 | 20 | 0 | 0 | 0 | - | - | - | - | 0 | 5 | 0 | 0 | 3 | 18 |
| 2025 | 7 | 0 | 0 | 0 | - | - | - | - | 0 | 2 | 0 | 0 | 2 | 4 |
| TOTAL | 30 | 0 | 0 | 0 | - | - | - | - | 0 | 7 | 0 | 0 | 5 | 22 |

SINGLE-GAME HIGHS [all-time ranking]:

Ground balls: 2, Pittsburgh, 03/16/24; Pittsburgh, Mar 16, 2024

Caused turnovers: 4 [t-9th], Boston College, Apr 13, 2024



2025 Virginia Lacrosse Individual Career History



Breese Burlingame

| Season | GP | G | A | Pts | Shots | Shot% | SOG | SOG% | GW | GB | DC | Dsv | TO | CT |
|--------|----|---|---|-----|-------|-------|-----|------|----|----|----|-----|----|----|
| 2025 | 1 | 0 | 0 | 0 | - | - | - | - | 0 | 0 | 0 | 0 | 0 | 0 |
| TOTAL | 1 | 0 | 0 | 0 | - | - | - | - | 0 | 0 | 0 | 0 | 0 | 0 |

| Goalie | GP | Minutes | GA | GAAvg | Saves | Save% | W | L | T | Sho |
|--------|----|---------|----|-------|-------|-------|---|---|---|-----|
| 2025 | 1 | 6:51 | 1 | 8.76 | 1 | .500 | 0 | 0 | 0 | 0 |
| TOTAL | 1 | 6:51 | 1 | 8.76 | 1 | .500 | 0 | 0 | 0 | 0 |

SINGLE-GAME HIGHS [all-time ranking]:

Saves: 1, at California, Mar 01, 2025

Katie Campel

| Season | GP | G | A | Pts | Shots | Shot% | SOG | SOG% | GW | GB | DC | Dsv | TO | CT |
|--------|----|---|---|-----|-------|-------|-----|------|----|----|----|-----|----|----|
| 2025 | 2 | 0 | 0 | 0 | - | - | - | - | 0 | 0 | 0 | 0 | 1 | 0 |
| TOTAL | 2 | 0 | 0 | 0 | - | - | - | - | 0 | 0 | 0 | 0 | 1 | 0 |

SINGLE-GAME HIGHS [all-time ranking]:

Sophia Conti

| Season | GP | G | A | Pts | Shots | Shot% | SOG | SOG% | GW | GB | DC | Dsv | TO | CT |
|--------|----|---|---|-----|-------|-------|-----|------|----|----|----|-----|----|----|
| 2025 | 7 | 0 | 0 | 0 | - | - | - | - | 0 | 1 | 0 | 0 | 0 | 1 |
| TOTAL | 7 | 0 | 0 | 0 | - | - | - | - | 0 | 1 | 0 | 0 | 0 | 1 |

SINGLE-GAME HIGHS [all-time ranking]:

Ground balls: 1, at Richmond, Mar 05, 2025

Caused turnovers: 1, at Richmond, Mar 05, 2025



2025 Virginia Lacrosse Individual Career History



Nicole Cruthirds

| Season | GP | G | A | Pts | Shots | Shot% | SOG | SOG% | GW | GB | DC | Dsv | TO | CT |
|--------|----|---|---|-----|-------|-------|-----|------|----|----|----|-----|----|----|
| 2023 | 18 | 0 | 0 | 0 | - | - | - | - | 0 | 9 | 3 | 0 | 1 | 4 |
| 2024 | 20 | 0 | 1 | 1 | - | - | - | - | 0 | 20 | 1 | 0 | 5 | 5 |
| 2025 | 7 | 0 | 0 | 0 | - | - | - | - | 0 | 8 | 1 | 0 | 1 | 6 |
| TOTAL | 45 | 0 | 1 | 1 | - | - | - | - | 0 | 37 | 5 | 0 | 7 | 15 |

SINGLE-GAME HIGHS [all-time ranking]:

Points: 1, at Clemson, 03/02/24; at Clemson, Mar 2, 2024

Assists: 1, at Clemson, 03/02/24; at Clemson, Mar 2, 2024

Ground balls: 3, 4 times

Draw controls: 1, 6 times

Caused turnovers: 2, 4 times

Kate Demark

| Season | GP | G | A | Pts | Shots | Shot% | SOG | SOG% | GW | GB | DC | Dsv | TO | CT |
|--------|----|---|---|-----|-------|-------|-----|------|----|----|----|-----|----|----|
| 2024 | 20 | 0 | 0 | 0 | - | - | - | - | 0 | 29 | 0 | 0 | 6 | 17 |
| 2025 | 7 | 0 | 0 | 0 | - | - | - | - | 0 | 8 | 5 | 0 | 4 | 3 |
| TOTAL | 27 | 0 | 0 | 0 | - | - | - | - | 0 | 37 | 5 | 0 | 10 | 20 |

SINGLE-GAME HIGHS [all-time ranking]:

Ground balls: 4, at Clemson, 03/02/24; at Clemson, Mar 2, 2024

Draw controls: 3, at Princeton, Feb 15, 2025

Caused turnovers: 2, 6 times

Jenna Dinardo

| Season | GP | G | A | Pts | Shots | Shot% | SOG | SOG% | GW | GB | DC | Dsv | TO | CT |
|--------|----|----|----|-----|-------|-------|-----|------|----|----|----|-----|----|----|
| 2024 | 20 | 39 | 11 | 50 | 74 | .527 | 60 | .811 | 3 | 6 | 0 | 0 | 23 | 2 |
| 2025 | 7 | 20 | 3 | 23 | 48 | .417 | 43 | .896 | 2 | 5 | 4 | 0 | 12 | 3 |
| TOTAL | 27 | 59 | 14 | 73 | 122 | .484 | 103 | .844 | 5 | 11 | 4 | 0 | 35 | 5 |

SINGLE-GAME HIGHS [all-time ranking]:

Points: 6, NAVY, Feb 26, 2025

Goals: 5, James Madison, 03/20/24; James Madison, Mar 20, 2024

Assists: 2, 5 times

Shots: 11 [t-4th], Liberty, 02/07/2025

Ground balls: 2, Stanford, Feb 22, 2025

Draw controls: 3, at North Carolina, Mar 08, 2025

Man-up goals: 2 [t-1st], Stanford, Feb 22, 2025

Free-position goals: 1, 9 times

Caused turnovers: 3, Stanford, Feb 22, 2025

Maureen Duffy

| Season | GP | G | A | Pts | Shots | Shot% | SOG | SOG% | GW | GB | DC | Dsv | TO | CT |
|--------|----|---|---|-----|-------|-------|-----|-------|----|----|----|-----|----|----|
| 2022 | 12 | 3 | 0 | 3 | 3 | 1.000 | 3 | 1.000 | 0 | 1 | 1 | 0 | 2 | 1 |
| 2023 | 16 | 3 | 5 | 8 | 9 | .333 | 8 | .889 | 0 | 3 | 0 | 0 | 4 | 0 |
| 2024 | 18 | 0 | 0 | 0 | - | - | - | - | 0 | 6 | 0 | 0 | 2 | 4 |
| 2025 | 7 | 0 | 0 | 0 | - | - | - | - | 0 | 3 | 0 | 0 | 2 | 1 |
| TOTAL | 53 | 6 | 5 | 11 | 12 | .500 | 11 | .917 | 0 | 13 | 1 | 0 | 10 | 6 |

SINGLE-GAME HIGHS [all-time ranking]:

Points: 2, VCU, Apr 06, 2022; Duke, Apr 08, 2023; vs UC Davis, Feb 12, 2023

Goals: 2, VCU, Apr 06, 2022

Assists: 2, Duke, Apr 08, 2023

Shots: 2, at VCU, Apr 05, 2023; VCU, Apr 06, 2022; vs UC Davis, Feb 12, 2023

Ground balls: 2, at Liberty, 02/09/24; at VCU, Apr 05, 2023; at Liberty, Feb 9, 2024

Draw controls: 1, VCU, Apr 06, 2022

Free-position goals: 1, ELON, Mar 05, 2023

Caused turnovers: 2, at Liberty, 02/09/24; at Liberty, Feb 9, 2024



2025 Virginia Lacrosse Individual Career History



Addi Foster

| Season | GP | G | A | Pts | Shots | Shot% | SOG | SOG% | GW | GB | DC | Dsv | TO | CT |
|--------|----|----|----|-----|-------|-------|-----|------|----|----|----|-----|----|----|
| 2024 | 16 | 3 | 5 | 8 | 14 | .214 | 9 | .643 | 0 | 9 | 3 | 0 | 5 | 5 |
| 2025 | 7 | 11 | 8 | 19 | 22 | .500 | 16 | .727 | 0 | 7 | 0 | 0 | 2 | 4 |
| TOTAL | 23 | 14 | 13 | 27 | 36 | .389 | 25 | .694 | 0 | 16 | 3 | 0 | 7 | 9 |

SINGLE-GAME HIGHS [all-time ranking]:

Points: 6, Liberty, 02/07/2025

Goals: 3, at Princeton, Feb 15, 2025; at California, Mar 01, 2025

Assists: 4, Liberty, 02/07/2025

Shots: 5, at Princeton, Feb 15, 2025; NAVY, Feb 26, 2025

Ground balls: 3, VCU, Apr 03, 2024; at North Carolina, Mar 08, 2025

Draw controls: 1, 4 times

Man-up goals: 1 [t-8th], at Princeton, Feb 15, 2025; at Richmond, Mar 05, 2025; LIU, May 10, 2024

Free-position goals: 1, Stanford, Feb 22, 2025; at California, Mar 01, 2025; LIU, May 10, 2024

Caused turnovers: 2, Liberty, 02/07/2025; vs North Carolina, Apr 23, 2024; vs North Carolina, Apr 24, 2024

Kate Galica

| Season | GP | G | A | Pts | Shots | Shot% | SOG | SOG% | GW | GB | DC | Dsv | TO | CT |
|--------|----|----|---|-----|-------|-------|-----|------|----|----|-----|-----|----|----|
| 2024 | 20 | 21 | 4 | 25 | 47 | .447 | 31 | .660 | 0 | 27 | 97 | 0 | 20 | 14 |
| 2025 | 7 | 12 | 2 | 14 | 28 | .429 | 22 | .786 | 0 | 5 | 66 | 0 | 8 | 9 |
| TOTAL | 27 | 33 | 6 | 39 | 75 | .440 | 53 | .707 | 0 | 32 | 163 | 0 | 28 | 23 |

SINGLE-GAME HIGHS [all-time ranking]:

Points: 4, at Princeton, Feb 15, 2025; NAVY, Feb 26, 2025

Goals: 4, NAVY, Feb 26, 2025

Assists: 1, 9 times

Shots: 6, at North Carolina, Mar 08, 2025

Ground balls: 4, Pittsburgh, 03/16/24; Pittsburgh, Mar 16, 2024

Draw controls: 15 [t-1st], at California, Mar 01, 2025

Man-up goals: 1 [t-8th], 7 times

Free-position goals: 2 [t-5th], NAVY, Feb 26, 2025

Caused turnovers: 3, Richmond, 03/06/24; Richmond, Mar 6, 2024

Devon Gogerty

| Season | GP | G | A | Pts | Shots | Shot% | SOG | SOG% | GW | GB | DC | Dsv | TO | CT |
|--------|----|---|---|-----|-------|-------|-----|------|----|----|----|-----|----|----|
| 2024 | 6 | 2 | 1 | 3 | 7 | .286 | 4 | .571 | 0 | 1 | 1 | 0 | 1 | 0 |
| 2025 | 2 | 0 | 0 | 0 | - | - | - | - | 0 | 0 | 0 | 0 | 0 | 1 |
| TOTAL | 8 | 2 | 1 | 3 | 7 | .286 | 4 | .571 | 0 | 1 | 1 | 0 | 1 | 1 |

SINGLE-GAME HIGHS [all-time ranking]:

Points: 2, Richmond, 03/06/24; Richmond, Mar 6, 2024

Goals: 2, Richmond, 03/06/24; Richmond, Mar 6, 2024

Assists: 1, Pittsburgh, 03/16/24; Pittsburgh, Mar 16, 2024

Shots: 3, Richmond, 03/06/24; Richmond, Mar 6, 2024

Ground balls: 1, Pittsburgh, 03/16/24; Pittsburgh, Mar 16, 2024

Draw controls: 1, Pittsburgh, 03/16/24; Pittsburgh, Mar 16, 2024

Man-up goals: 1 [t-8th], Richmond, 03/06/24; Richmond, Mar 6, 2024

Caused turnovers: 1, Liberty, 02/07/2025



2025 Virginia Lacrosse Individual Career History



Abby Jansen

| Season | GP | G | A | Pts | Shots | Shot% | SOG | SOG% | GW | GB | DC | Dsv | TO | CT |
|--------|----|---|---|-----|-------|-------|-----|------|----|----|----|-----|----|----|
| 2022 | 9 | 0 | 0 | 0 | - | - | - | - | 0 | 1 | 0 | 0 | 0 | 0 |
| 2023 | 14 | 0 | 0 | 0 | 1 | .000 | - | - | 0 | 12 | 0 | 0 | 3 | 4 |
| 2024 | 6 | 0 | 0 | 0 | - | - | - | - | 0 | 1 | 0 | 0 | 0 | 0 |
| 2025 | 3 | 0 | 0 | 0 | - | - | - | - | 0 | 3 | 0 | 0 | 0 | 0 |
| TOTAL | 32 | 0 | 0 | 0 | 1 | .000 | - | - | 0 | 17 | 0 | 0 | 3 | 4 |

| Goalie | GP | Minutes | GA | GAAvg | Saves | Save% | W | L | T | Sho |
|--------|----|---------|-----|-------|-------|-------|---|---|---|-----|
| 2022 | 9 | 91:43 | 20 | 13.08 | 12 | .375 | 0 | 0 | 0 | 0 |
| 2023 | 14 | 534:34 | 121 | 13.58 | 67 | .356 | 4 | 3 | 0 | 0 |
| 2024 | 6 | 43:52 | 7 | 9.57 | 5 | .417 | 0 | 0 | 0 | 0 |
| 2025 | 3 | 31:02 | 6 | 11.60 | 1 | .143 | 0 | 0 | 0 | 0 |
| TOTAL | 32 | 701:11 | 154 | 13.18 | 85 | .356 | 4 | 3 | 0 | 0 |

SINGLE-GAME HIGHS [all-time ranking]:

Saves: 9, at VCU, Apr 05, 2023

Ground balls: 4, Duke, Apr 08, 2023

Caused turnovers: 2, Duke, Apr 08, 2023

Mel Josephson

| Season | GP | G | A | Pts | Shots | Shot% | SOG | SOG% | GW | GB | DC | Dsv | TO | CT |
|--------|----|---|---|-----|-------|-------|-----|------|----|----|----|-----|----|----|
| 2024 | 20 | 0 | 0 | 0 | - | - | - | - | 0 | 19 | 1 | 0 | 7 | 2 |
| 2025 | 7 | 0 | 0 | 0 | - | - | - | - | 0 | 11 | 0 | 0 | 2 | 0 |
| TOTAL | 27 | 0 | 0 | 0 | - | - | - | - | 0 | 30 | 1 | 0 | 9 | 2 |

| Goalie | GP | Minutes | GA | GAAvg | Saves | Save% | W | L | T | Sho |
|--------|----|---------|-----|-------|-------|-------|----|---|---|-----|
| 2024 | 20 | 1140:04 | 200 | 10.53 | 161 | .446 | 15 | 5 | 0 | 0 |
| 2025 | 7 | 381:09 | 74 | 11.65 | 49 | .398 | 4 | 3 | 0 | 0 |
| TOTAL | 27 | 1521:13 | 274 | 10.81 | 210 | .434 | 19 | 8 | 0 | 0 |

SINGLE-GAME HIGHS [all-time ranking]:

Saves: 13 [9th], at North Carolina, Mar 08, 2025

Ground balls: 7, Stanford, Feb 22, 2025

Draw controls: 1, Boston College, Apr 13, 2024

Caused turnovers: 1, 5 times



2025 Virginia Lacrosse Individual Career History



Morgan Koeneke

| Season | GP | G | A | Pts | Shots | Shot% | SOG | SOG% | GW | GB | DC | Dsv | TO | CT |
|--------|----|---|---|-----|-------|-------|-----|------|----|----|----|-----|----|----|
| 2022 | 1 | 0 | 0 | 0 | - | - | - | - | 0 | 0 | 0 | 0 | 0 | 1 |
| 2024 | 5 | 0 | 0 | 0 | - | - | - | - | 0 | 0 | 0 | 0 | 2 | 0 |
| TOTAL | 6 | 0 | 0 | 0 | - | - | - | - | 0 | 0 | 0 | 0 | 2 | 1 |

SINGLE-GAME HIGHS [all-time ranking]:

Caused turnovers: 1, VCU, Apr 06, 2022

Lara Kology

| Season | GP | G | A | Pts | Shots | Shot% | SOG | SOG% | GW | GB | DC | Dsv | TO | CT |
|--------|----|---|---|-----|-------|-------|-----|------|----|----|----|-----|----|----|
| 2025 | 7 | 0 | 0 | 0 | - | - | - | - | 0 | 8 | 2 | 0 | 0 | 5 |
| TOTAL | 7 | 0 | 0 | 0 | - | - | - | - | 0 | 8 | 2 | 0 | 0 | 5 |

SINGLE-GAME HIGHS [all-time ranking]:

Ground balls: 2, Stanford, Feb 22, 2025; NAVY, Feb 26, 2025; at Richmond, Mar 05, 2025

Draw controls: 1, NAVY, Feb 26, 2025; at Richmond, Mar 05, 2025

Caused turnovers: 2, NAVY, Feb 26, 2025

Gabby Laverghetta

| Season | GP | G | A | Pts | Shots | Shot% | SOG | SOG% | GW | GB | DC | Dsv | TO | CT |
|--------|----|---|---|-----|-------|-------|-----|------|----|----|----|-----|----|----|
| 2025 | 2 | 0 | 0 | 0 | - | - | - | - | 0 | 0 | 0 | 0 | 0 | 0 |
| TOTAL | 2 | 0 | 0 | 0 | - | - | - | - | 0 | 0 | 0 | 0 | 0 | 0 |

SINGLE-GAME HIGHS [all-time ranking]:

Livy Laverghetta

| Season | GP | G | A | Pts | Shots | Shot% | SOG | SOG% | GW | GB | DC | Dsv | TO | CT |
|--------|----|---|---|-----|-------|-------|-----|------|----|----|----|-----|----|----|
| 2025 | 1 | 0 | 0 | 0 | - | - | - | - | 0 | 0 | 0 | 0 | 1 | 0 |
| TOTAL | 1 | 0 | 0 | 0 | - | - | - | - | 0 | 0 | 0 | 0 | 1 | 0 |

SINGLE-GAME HIGHS [all-time ranking]:



2025 Virginia Lacrosse Individual Career History

Abby Manalang

| Season | GP | G | A | Pts | Shots | Shot% | SOG | SOG% | GW | GB | DC | Dsv | TO | CT |
|--------|----|----|---|-----|-------|-------|-----|-------|----|----|----|-----|----|----|
| 2022 | 17 | 0 | 2 | 2 | 9 | .000 | 1 | .111 | 0 | 5 | 15 | 0 | 4 | 2 |
| 2023 | 18 | 5 | 1 | 6 | 14 | .357 | 9 | .643 | 0 | 9 | 18 | 0 | 5 | 5 |
| 2024 | 15 | 3 | 1 | 4 | 5 | .600 | 5 | 1.000 | 0 | 3 | 1 | 0 | 2 | 4 |
| 2025 | 7 | 9 | 2 | 11 | 15 | .600 | 13 | .867 | 1 | 12 | 13 | 0 | 1 | 9 |
| TOTAL | 57 | 17 | 6 | 23 | 43 | .395 | 28 | .651 | 1 | 29 | 47 | 0 | 12 | 20 |

SINGLE-GAME HIGHS [all-time ranking]:

Points: 3, Liberty, 02/07/2025

Goals: 3, Liberty, 02/07/2025

Assists: 1, 6 times

Shots: 5, NAVY, Feb 26, 2025

Ground balls: 3, Liberty, 02/07/2025; at California, Mar 01, 2025; at Richmond, Mar 05, 2025

Draw controls: 5, Notre Dame, Mar 25, 2023

Man-up goals: 2 [t-1st], NAVY, Feb 26, 2025

Free-position goals: 1, 6 times

Caused turnovers: 3, NAVY, Feb 26, 2025; at California, Mar 01, 2025

Evie McMahan

SINGLE-GAME HIGHS [all-time ranking]:

Payton Meister

| Season | GP | G | A | Pts | Shots | Shot% | SOG | SOG% | GW | GB | DC | Dsv | TO | CT |
|--------|----|---|---|-----|-------|-------|-----|------|----|----|----|-----|----|----|
| 2022 | 6 | 0 | 0 | 0 | - | - | - | - | 0 | 1 | 0 | 0 | 1 | 2 |
| 2023 | 2 | 0 | 0 | 0 | - | - | - | - | 0 | 1 | 0 | 0 | 0 | 0 |
| 2024 | 5 | 0 | 0 | 0 | - | - | - | - | 0 | 0 | 0 | 0 | 0 | 0 |
| 2025 | 2 | 0 | 0 | 0 | - | - | - | - | 0 | 0 | 0 | 0 | 0 | 1 |
| TOTAL | 15 | 0 | 0 | 0 | - | - | - | - | 0 | 2 | 0 | 0 | 1 | 3 |

SINGLE-GAME HIGHS [all-time ranking]:

Ground balls: 1, at VCU, Apr 05, 2023; Richmond, Mar 09, 2022

Caused turnovers: 1, at California, Mar 01, 2025; Richmond, Mar 09, 2022; PITT, Mar 18, 2022

Kate Miller

| Season | GP | G | A | Pts | Shots | Shot% | SOG | SOG% | GW | GB | DC | Dsv | TO | CT |
|--------|----|----|----|-----|-------|-------|-----|------|----|----|----|-----|----|----|
| 2022 | 20 | 27 | 8 | 35 | 58 | .466 | 42 | .724 | 0 | 9 | 0 | 0 | 15 | 1 |
| 2023 | 18 | 17 | 26 | 43 | 38 | .447 | 30 | .789 | 1 | 14 | 1 | 0 | 20 | 8 |
| 2024 | 20 | 28 | 22 | 50 | 68 | .412 | 52 | .765 | 1 | 16 | 43 | 0 | 32 | 10 |
| 2025 | 7 | 12 | 8 | 20 | 29 | .414 | 18 | .621 | 0 | 10 | 10 | 0 | 12 | 4 |
| TOTAL | 65 | 84 | 64 | 148 | 193 | .435 | 142 | .736 | 2 | 49 | 54 | 0 | 79 | 23 |

SINGLE-GAME HIGHS [all-time ranking]:

Points: 6, ELON, Mar 05, 2023

Goals: 5, LIU, May 10, 2024

Assists: 4, Syracuse, 03/23/24; Syracuse, Mar 23, 2024

Shots: 8, at Richmond, Mar 05, 2025

Ground balls: 6, Liberty, 02/07/2025

Draw controls: 6, VCU, Apr 03, 2024

Man-up goals: 2 [t-1st], LIU, May 10, 2024

Free-position goals: 1, 10 times

Caused turnovers: 2, 5 times



2025 Virginia Lacrosse Individual Career History



Juliana Murphy

SINGLE-GAME HIGHS [all-time ranking]:

Abby Musser

| Season | GP | G | A | Pts | Shots | Shot% | SOG | SOG% | GW | GB | DC | Dsv | TO | CT |
|--------|----|---|---|-----|-------|-------|-----|------|----|----|----|-----|----|----|
| 2025 | 3 | 0 | 0 | 0 | - | - | - | - | 0 | 0 | 0 | 0 | 1 | 0 |
| TOTAL | 3 | 0 | 0 | 0 | - | - | - | - | 0 | 0 | 0 | 0 | 1 | 0 |

SINGLE-GAME HIGHS [all-time ranking]:

Lauren Pederson

| Season | GP | G | A | Pts | Shots | Shot% | SOG | SOG% | GW | GB | DC | Dsv | TO | CT |
|--------|----|---|---|-----|-------|-------|-----|-------|----|----|----|-----|----|----|
| 2023 | 1 | 0 | 0 | 0 | - | - | - | - | 0 | 0 | 0 | 0 | 0 | 0 |
| 2024 | 9 | 0 | 0 | 0 | - | - | - | - | 0 | 0 | 0 | 0 | 0 | 0 |
| 2025 | 7 | 5 | 0 | 5 | 8 | .625 | 8 | 1.000 | 0 | 2 | 0 | 0 | 2 | 0 |
| TOTAL | 17 | 5 | 0 | 5 | 8 | .625 | 8 | 1.000 | 0 | 2 | 0 | 0 | 2 | 0 |

SINGLE-GAME HIGHS [all-time ranking]:

Points: 2, Liberty, 02/07/2025; at California, Mar 01, 2025

Goals: 2, Liberty, 02/07/2025; at California, Mar 01, 2025

Shots: 3, at California, Mar 01, 2025

Ground balls: 2, Liberty, 02/07/2025

Free-position goals: 1, at California, Mar 01, 2025

Jayden Piraino

| Season | GP | G | A | Pts | Shots | Shot% | SOG | SOG% | GW | GB | DC | Dsv | TO | CT |
|--------|----|---|---|-----|-------|-------|-----|------|----|----|----|-----|----|----|
| 2025 | 5 | 4 | 0 | 4 | 7 | .571 | 5 | .714 | 0 | 2 | 0 | 0 | 0 | 0 |
| TOTAL | 5 | 4 | 0 | 4 | 7 | .571 | 5 | .714 | 0 | 2 | 0 | 0 | 0 | 0 |

SINGLE-GAME HIGHS [all-time ranking]:

Points: 3, Liberty, 02/07/2025

Goals: 3, Liberty, 02/07/2025

Shots: 4, Liberty, 02/07/2025

Ground balls: 1, at Princeton, Feb 15, 2025; at California, Mar 01, 2025



2025 Virginia Lacrosse Individual Career History



Alex Reilly

| Season | GP | G | A | Pts | Shots | Shot% | SOG | SOG% | GW | GB | DC | Dsv | TO | CT |
|--------|----|---|---|-----|-------|-------|-----|------|----|----|----|-----|----|----|
| 2025 | 7 | 4 | 0 | 4 | 13 | .308 | 9 | .692 | 1 | 1 | 2 | 0 | 2 | 3 |
| TOTAL | 7 | 4 | 0 | 4 | 13 | .308 | 9 | .692 | 1 | 1 | 2 | 0 | 2 | 3 |

SINGLE-GAME HIGHS [all-time ranking]:

Points: 2, at Richmond, Mar 05, 2025

Goals: 2, at Richmond, Mar 05, 2025

Shots: 5, at North Carolina, Mar 08, 2025

Ground balls: 1, at North Carolina, Mar 08, 2025

Draw controls: 1, Liberty, 02/07/2025; Stanford, Feb 22, 2025

Free-position goals: 1, at Richmond, Mar 05, 2025

Caused turnovers: 2, Liberty, 02/07/2025

Alexandra Schneider

| Season | GP | G | A | Pts | Shots | Shot% | SOG | SOG% | GW | GB | DC | Dsv | TO | CT |
|--------|----|---|---|-----|-------|-------|-----|------|----|----|----|-----|----|----|
| 2024 | 11 | 0 | 0 | 0 | - | - | - | - | 0 | 0 | 1 | 0 | 1 | 0 |
| TOTAL | 11 | 0 | 0 | 0 | - | - | - | - | 0 | 0 | 1 | 0 | 1 | 0 |

SINGLE-GAME HIGHS [all-time ranking]:

Draw controls: 1, Pittsburgh, 03/16/24; Pittsburgh, Mar 16, 2024

Payton Sfreddo

| Season | GP | G | A | Pts | Shots | Shot% | SOG | SOG% | GW | GB | DC | Dsv | TO | CT |
|--------|----|---|---|-----|-------|-------|-----|------|----|----|----|-----|----|----|
| 2025 | 7 | 4 | 0 | 4 | 12 | .333 | 9 | .750 | 0 | 4 | 7 | 0 | 4 | 2 |
| TOTAL | 7 | 4 | 0 | 4 | 12 | .333 | 9 | .750 | 0 | 4 | 7 | 0 | 4 | 2 |

SINGLE-GAME HIGHS [all-time ranking]:

Points: 2, at California, Mar 01, 2025

Goals: 2, at California, Mar 01, 2025

Shots: 4, at California, Mar 01, 2025

Ground balls: 2, Liberty, 02/07/2025

Draw controls: 4, at North Carolina, Mar 08, 2025

Caused turnovers: 1, Liberty, 02/07/2025; at North Carolina, Mar 08, 2025

Lily Spyredes

| Season | GP | G | A | Pts | Shots | Shot% | SOG | SOG% | GW | GB | DC | Dsv | TO | CT |
|--------|----|---|---|-----|-------|-------|-----|------|----|----|----|-----|----|----|
| 2024 | 4 | 0 | 0 | 0 | - | - | - | - | 0 | 0 | 0 | 0 | 0 | 0 |
| TOTAL | 4 | 0 | 0 | 0 | - | - | - | - | 0 | 0 | 0 | 0 | 0 | 0 |

SINGLE-GAME HIGHS [all-time ranking]:

Cece Webb

| Season | GP | G | A | Pts | Shots | Shot% | SOG | SOG% | GW | GB | DC | Dsv | TO | CT |
|--------|----|---|---|-----|-------|-------|-----|------|----|----|----|-----|----|----|
| 2025 | 3 | 0 | 0 | 0 | - | - | - | - | 0 | 0 | 0 | 0 | 0 | 1 |
| TOTAL | 3 | 0 | 0 | 0 | - | - | - | - | 0 | 0 | 0 | 0 | 0 | 1 |

SINGLE-GAME HIGHS [all-time ranking]:
 Caused turnovers: 1, Liberty, 02/07/2025

Corey White

| Season | GP | G | A | Pts | Shots | Shot% | SOG | SOG% | GW | GB | DC | Dsv | TO | CT |
|--------|----|---|---|-----|-------|-------|-----|-------|----|----|----|-----|----|----|
| 2024 | 5 | 0 | 0 | 0 | 2 | .000 | 2 | 1.000 | 0 | 1 | 0 | 0 | 1 | 0 |
| 2025 | 6 | 0 | 0 | 0 | 3 | .000 | 1 | .333 | 0 | 2 | 0 | 0 | 2 | 1 |
| TOTAL | 11 | 0 | 0 | 0 | 5 | .000 | 3 | .600 | 0 | 3 | 0 | 0 | 3 | 1 |

SINGLE-GAME HIGHS [all-time ranking]:
 Shots: 2, NAVY, Feb 26, 2025
 Ground balls: 1, 4 times
 Caused turnovers: 1, at Richmond, Mar 05, 2025

Wylly Willmott

| Season | GP | G | A | Pts | Shots | Shot% | SOG | SOG% | GW | GB | DC | Dsv | TO | CT |
|--------|----|---|---|-----|-------|-------|-----|------|----|----|----|-----|----|----|
| 2024 | 4 | 0 | 0 | 0 | - | - | - | - | 0 | 0 | 0 | 0 | 0 | 0 |
| 2025 | 1 | 0 | 0 | 0 | - | - | - | - | 0 | 0 | 0 | 0 | 0 | 0 |
| TOTAL | 5 | 0 | 0 | 0 | - | - | - | - | 0 | 0 | 0 | 0 | 0 | 0 |

SINGLE-GAME HIGHS [all-time ranking]:

2025 ROSTER/BREAKDOWN

| No. | Name | Cl. | Pos. | Ht. | Hometown/High School/Previous School |
|-----|---------------------|-----|------------|------|---|
| 2 | Jayden Piraino | Fr. | Attack | 5-6 | Dix Hills, N.Y./Half Hollow Hills East |
| 3 | Kate Demark | So. | Defense | 5-6 | Darien, Conn./Darien HS |
| 4 | Jenna Dinardo | So. | Attack | 5-5 | Corning, N.Y./Corning Painted Post HS |
| 5 | Kate Galica | So. | Midfield | 5-8 | Wayne, Pa./Conestoga HS |
| 6 | Abby Jansen | Sr. | Goalkeeper | 5-5 | Newtown Square, Pa./Radnor |
| 7 | Payton Sfreddo | Fr. | Midfield | 5-11 | Rye, N.Y., Sacred Heart Greenwich (Conn.) |
| 8 | Alexandra Schneider | So. | Defense | 5-8 | Manhasset, N.Y./Manhasset HS |
| 9 | Sophia Conti | Fr. | Midfield | 5-7 | Babylon, N.Y./Babylon Junior Senior High |
| 10 | Maureen Duffy | Sr. | Defense | 5-7 | East Quogue, N.Y./Westhampton Beach |
| 11 | Abby Manalang | Sr. | Midfield | 5-4 | Los Angeles, Calif./Da Vinci Science |
| 12 | Payton Meister | Sr. | Defense | 5-4 | Coppell, Texas/Episcopal School of Dallas |
| 13 | Carly Kennedy | Fr. | Midfield | 5-3 | Denver, Co./Regis Jesuit |
| 14 | Abby Musser | Fr. | Defense | 5-6 | Alexandria, Va./St. Stephens & St. Agnes |
| 15 | Addi Foster | So. | Attack | 5-9 | Charlottesville, Va./St. Anne's Belfield School |
| 16 | Madison Alaimo | So. | Attack | 5-7 | Wantagh, N.Y./Wantagh HS |
| 17 | Finley Barger | Jr. | Midfield | 5-8 | Fallston, Md./Notre Dame Preparatory School |
| 19 | Wyly Willmott | Jr. | Defense | 5-8 | Memphis, Tenn./Oregon Episcopal/Hutchison School |
| 20 | Olivia Bruno | Jr. | Defense | 5-9 | Victor, N.Y./Victor |
| 21 | Kate Miller | Sr. | Attack | 5-6 | Mechanicsville, Va./Atlee |
| 22 | Lauren Pederson | Gr. | Midfield | 5-11 | Park City, Utah/Park City |
| 23 | Alex Reilly | Fr. | Midfield | 5-6 | Fort Washington, Pa./Springside Chestnut Hill Academy |
| 25 | Corey White | So. | Midfield | 5-8 | Chevy Chase, Md./Stone Ridge School of the Sacred Heart |
| 26 | Mel Josephson | Jr. | Goalkeeper | 5-6 | Sea Bright, N.J./The Lawrenceville School |
| 27 | Morgan Koeneke | Sr. | Attack | 5-2 | South Riding, Va./Freedom |
| 28 | Juliana Murphy | Fr. | Defense | 5-8 | Charlottesville, Va./Western Albemarle |
| 29 | Cece Webb | So. | Defense | 5-10 | Summit, N.J./Summit HS |
| 31 | Evie McMahan | Fr. | Attack | 5-4 | Charlotte, N.C./Charlotte Latin |
| 32 | Nicole Cruthirds | Jr. | Defense | 5-4 | Alexandria, Va./St. Stephen's and St. Agnes School |
| 33 | Katie Campel | Jr. | Attack | 5-10 | Greenland, N.H./Bishop Guertin HS |
| 36 | Lara Kology | Jr. | Defense | 5-6 | Chatham, N.J./Chatham High |
| 37 | Lily Spyredes | Jr. | Attack | 5-8 | Boca Raton, Fla./Pine Crest School |
| 40 | Devon Gogerty | Jr. | Midfield | 5-5 | Mendham, N.J./Oak Knoll School |
| 41 | Fiona Allen | Fr. | Attack | 5-5 | Hinsdale, Ill./Saint Ignatius College Prep |
| 42 | Livy LaVerghetta | Fr. | Midfield | 5-0 | Baltimore, Md./Garrison Forest |
| 43 | Gabby LaVerghetta | Fr. | Attack | 5-4 | Baltimore, Md./Garrison Forest |
| 44 | Breese Burlingame | Jr. | Goalkeeper | 6-1 | Binghamton, N.Y./Utica/Northfield Mount Hermon |

Head Coach: Sonia LaMonica (Maryland '03) second season

Assistant Coach: Michael LaMonica (Maryland '02), second season

Assistant Coach: Caylee Waters (North Carolina '17), second season

Assistant Coach: Kerrigan Miller (North Carolina '21), second season

Director of Operations: Maris Large (Vermont '22), second season

BREAKDOWN BY...

CLASS

| | |
|------------------|----|
| Freshman | 11 |
| Sophomore | 8 |
| Junior | 10 |
| Senior | 6 |
| Grad/ Fifth..... | 1 |

STATE

| | |
|---------------------|---|
| California..... | 1 |
| Colorado..... | 1 |
| Connecticut | 1 |
| Florida | 1 |
| Illinois | 1 |
| Maryland | 4 |
| New Hampshire..... | 1 |
| New Jersey | 4 |
| New York | 9 |
| North Carolina..... | 1 |
| Pennsylvania..... | 3 |
| Tennessee | 1 |
| Texas | 1 |
| Utah..... | 1 |
| Virginia | 6 |

ALPHABETICAL

| | |
|------------------------------|------------|
| 16 Madison Alaimo..... | Attack |
| 41 Fiona Allen..... | Attack |
| 17 Finley Barger | Midfield |
| 20 Olivia Bruno..... | Defense |
| 44 Breese Burlingame | Goalkeeper |
| 33 Katie Campel | Attack |
| 9 Sophia Conti | Midfield |
| 32 Nicole Cruthirds..... | Defense |
| 3 Kate Demark | Defense |
| 4 Jenna Dinardo | Attack |
| 10 Maureen Duffy (C)..... | Defense |
| 15 Addi Foster..... | Attack |
| 5 Kate Galica | Midfield |
| 40 Devon Gogerty | Midfield |
| 6 Abby Jansen | Goalkeeper |
| 26 Mel Josephson | Goalkeeper |
| 13 Carly Kennedy | Midfield |
| 27 Morgan Koeneke..... | Attack |
| 36 Lara Kology | Defense |
| 43 Gabby LaVerghetta..... | Attack |
| 42 Livy LaVerghetta | Midfield |
| 11 Abby Manalang | Midfield |
| 31 Evie McMahan..... | Attack |
| 12 Payton Meister | Defense |
| 21 Kate Miller (C) | Attack |
| 28 Juliana Murphy | Defense |
| 14 Abby Musser | Defense |
| 22 Lauren Pederson (C) | Midfield |
| 2 Jayden Piraino | Attack |
| 23 Alex Reilly | Midfield |
| 8 Alexandra Schneider | Defense |
| 7 Payton Sfreddo | Midfield |
| 37 Lily Spyredes..... | Attack |
| 29 Cece Webb..... | Defense |
| 25 Corey White | Midfield |
| 19 Wyly Willmott | Defense |

PRONUNCIATIONS

Players

| | |
|------------------|---------------------|
| Alaimo | uh-LIE-mo |
| Barger | BAR-ger |
| Cruthirds | Crew-thirds |
| Gogerty | GO-gerty |
| Koeneke | CONE-i-key |
| Lara Kology..... | LAIR-uh coe-LOE-gee |
| Manalang | MANNA-lang |
| Meister..... | MY-stir |
| Musser..... | Muss-sir |
| Piraino | PER-an-OH |
| Sfreddo | seh-FRED-do |
| Wyly | WHY-Lee |

Coaches

| | |
|---------------|--------------|
| LaMonica..... | La-MAHN-i-ka |
|---------------|--------------|

2025 VIRGINIA WOMEN'S LACROSSE BROADCAST ROSTER



2

JAYDEN PIRAINO
Fr. | Attack
Dix Hills, N.Y.



3

KATE DEMARK
So. | Defense
Darien, Conn.



4

JENNA DINARDO
So. | Attack
Corning, N.Y.



5

KATE GALICA
So. | Midfield
Wayne, Pa.



6

ABBY JANSEN
Sr. | Goalkeeper
Newtown Square, Pa.




7

PAYTON SFREDDO
Fr. | Midfielder
Rye, N.Y.



8

ALEXANDRA SCHNEIDER
SO. | Defense
Manhasset, N.Y.




9

SOPHIA CONTI
Fr. | Midfield
babylon, N.Y.



10

MAUREEN DUFFY
Sr. | Midfield
East Quogue, N.Y.



11

ABBY MANALANG
Sr. | Midfield
Los Angeles, Calif.



12

PAYTON MEISTER
Sr. | Defense
Coppell, Texas



13

CARLY KENNEDY
Fr. | Midfield
Denver, Colo.




14

ABBY MUSSER
Fr. | Defense
Alexandria, Va.



15

ADDI FOSTER
So. | Midfield
Charlottesville, Va.




16

MADISON ALAIMO
Fr. | Attack
Wantagh, N.Y.



17

FINLEY BARGER
Jr. | Midfield
Fallston, Md.



19

WYLLY WILLMOTT
Jr. | Defense
Memphis, Tenn.



20

OLIVIA BRUNO
Jr. | Defense
Victor, N.Y.




21

KATE MILLER
Sr. | Attack
Mechanicsville, Va.



22

LAUREN PEDERSON
Gr. | Midfield
Park City, Utah




23

ALEX REILLY
Fr. | Midfield
Fort Washington, Pa.



25

COREY WHITE
So. | Midfield
Chevy Chase, Md.



26

MEL JOSEPHSON
Jr. | Goalkeeper
Sea Bright, N.J.




27

MORGAN KOENEKE
Jr. | Attack
South Riding, Va.




28

JULIANA MURPHY
Fr. | Defense
Charlottesville, Va.



29

CECE WEBB
So. | Defense
Summit, N.J.



31

EVIE MCMAHAN
Fr. | Attack
Charlotte, N.C..



32

NICOLE CRUTHIRDS
Fr. | Defense
Alexandria, Va.



33

KATIE CAMPEL
Jr. | Attack
Greenland, N.H.




36

LARA KOLOGY
Jr. | Defense
Chatham, N.J..




37

LILY SPYREDES
So. | Attack
Boca Raton, Fla.




40

DEVON GOGERTY
Jr. | Midfield
Mendham, N.J.




41

FIONA ALLEN
Fr. | Attack
Hinsdale, Ill.



42

LIVY LAVERGHETTA
Fr. | Midfield
Baltimore, Md..



43

GABBY LAVERGHETTA
Fr. | Attck
Baltimore, Md.



44

BREESE BURLINGAME
Jr. | Goalkeeper
Binghamton, N.Y.



HC

SONIA LAMONICA
Head Coach
Second Season



AC

MICHAEL LAMONICA
Assistant Coach
Second Season



AC

CAYLEE WATERS
Assistant Coach
Second Season



AC

KERRIGAN MILLER
Assistant Coach
Second Season



DO

MARIS LARGE
Director of Ops
Second Season