



VIRGINIA SOFTBALL

2025 VIRGINIA SOFTBALL
GAME NOTES

@UVASOFTBALL
#GoHoos

2025 SCHEDULE

FEBRUARY

GAMECOCK INVITATIONAL (Columbia, S.C.)

6	at South Carolina	L, 6-7
7	at South Carolina	L, 4-5 (8)
	vs. East Carolina	W, 4-2
8	vs. Toledo	W, 4-1
9	vs. Saint Francis	W, 12-0 (5)

SHRINERS CHILDREN'S INVITATIONAL (Clearwater, Fla.)

13	vs. #23 Kentucky	W, 4-1
14	vs. Auburn	L, 6-7 (8)
15	vs. #5 Texas A&M	L, 3-4 (8)
	vs. San Diego State	L, 2-6
16	vs. #4 UCLA	W, 7-6

MIZUNO CLASSIC (Charlottesville, Va.)

22	PENN	W, 5-1
	DELAWARE	W, 5-2
23	PENN	W, 3-0
	DELAWARE	W, 11-2 (6)
24	LONGWOOD	W, 10-0 (5)

PARTY AT PALMER INVITATIONAL (Charlottesville, Va.)

28	CORNELL	W, 8-0 (6)
	SETON HALL	W, 11-6

MARCH

1	SETON HALL	W, 18-5 (5)
	HOFSTRA	W, 17-0 (5)
2	HOFSTRA	W, 12-1 (5)
4	LONGWOOD	W, 2-0
	at #17 Virginia Tech*	L, 4-8
7	at #17 Virginia Tech*	L, 1-6
8	at #17 Virginia Tech*	W, 9-2
9	at #17 Virginia Tech*	W, 6-0
11	JMU	W, 3-1
14	BOSTON COLLEGE*	W, 4-2
15	BOSTON COLLEGE*	W, 9-8
	BOSTON COLLEGE*	W, 1-0
18	GEORGE MASON	W, 7-6
21	CALIFORNIA*	W, 6-5 (8)
22	CALIFORNIA*	L, 3-12 (6)
23	CALIFORNIA*	L, 3-4
28	at Notre Dame*	L, 2-7
29	at Notre Dame*	W, 6-4 (10)
30	at Notre Dame*	

APRIL

1	MARYLAND	W, 4-3
4	at #8 FSU*	W, 2-0
5	at #8 FSU*	L, 8-9
6	at #8 FSU*	L, 2-13
8	at Liberty	L, 4-3
12	SYRACUSE*	2 p.m.
	SYRACUSE*	4:30 p.m.
13	SYRACUSE*	1 p.m.
15	RADFORD	5 p.m.
17	LOUISVILLE*	5 p.m.
18	LOUISVILLE*	5 p.m.
19	LOUISVILLE*	1 p.m.
22	at JMU	5 p.m.
25	at Stanford*	9 p.m. ET
26	at Stanford*	5 p.m. ET
27	at Stanford*	3 p.m. ET
30	LIBERTY*	6 p.m.

MAY

7-10	ACC Championships (Chestnut Hill, Mass.)	TBA
16-18	NCAA Regionals	
23-25	NCAA Super Regionals	
29-	June 6 Women's College World Series	



27-13, 8-7 ACC

H: 19-1

A: 3-9

N: 5-3



CHARLOTTESVILLE, VA.

PALMER PRK

VS



22-16, 3-12 (ACC)

H: 3-5

A: 3-8

N: 16-3

GAME COVERAGE

Live Video: ACNNX (Sat); ACC Network (Sunday)

Announcers: Jason Patterson (Saturday)

Krista Blunk & Kenzie Fowler (Sunday)

Live Stats: VirginiaSports.com

THIS WEEK'S WEATHER

FRI.	SAT.	SUN.
56° 44° Precip: 75%	57° 39° Precip: 15%	67° 47° Precip: 5%

LEADING OFF

- UVA kicks off a stretch of seven straight home games with this weekend's series against Syracuse
- Jade Hylton hit her 11th home run of the season on Tuesday night and tied the program record for home runs (35) to match the mark set by Sara Larquier (2003-06) with her home run in the seventh
- The Cavaliers added a pair of home runs to the season tally in the outing against Liberty as Bella Cabral also homered to bring the season total to 48 - sixth most in a season at UVA
- Virginia brought it's season total in RBI to 216 which is sixth most in a season at UVA
- The 237 runs scored by the Cavaliers this season is 10th most all time and one away from ninth
- The Cavaliers have played 16 games against teams ranked in the top 33 in the RPI - nine of those have come on the road and four at a neutral site; the Hoos are currently 29 in the RPI
- Macee Eaton continues to pace the Cavaliers in run production with 48 RBI this season which is sixth most in a single season at Virginia - Eaton ranks fourth in the ACC in RBI this season
- Bella Cabral continues to be the standard for the league defensively, leading the ACC in assists (87)
- The Hoos have upped their slugging numbers, leading the ACC in triples (21) and rankings third nationally, while also ranking top five in the league in home runs (48) and sixth in doubles
- Kailyn Jones (6) and Jade Hylton (5) have helped pace that production as they rank second and third in the ACC in triples heading into the weekend
- After this seven game homestand, the Hoos have only one more home game on the slate

HOO TO WATCH

JADE HYLTON • JR. • SS

- Team leader in home runs hit her 11th of the year at Liberty on Tuesday to tie for the program lead with 35 for her career
- Her .347 batting average is second on the team, while her .762 slug leads the Hoos
- Ranks fourth in the ACC in assists with 77
- Paces the team with 11 multiple-hit games and is second with 10 multiple-RBI games
- Ranks in the top 10 at UVA in runs, RBI, home runs, multiple-RBI games, extra base hits and stolen bases



CAVALIERS®



RECORD WHEN


Overall	27-13
Conference	8-7
Non-Conference.....	19-6
Home Games.....	19-1
Away Games.....	3-9
Neutral Site	5-3
Day Games	25-9
Night Games.....	1-4
vs. Left Starter	3-4
vs. Right Starter	24-9
1-Run Games.....	6-7
2-Run Games.....	6-0
5+ Run Games.....	10-4
Extra Innings.....	2-3
Shutouts.....	8-0
Scoring 0-2 Runs	3-4
Scoring 3-5 Runs	9-6
Scoring 6-9 Runs	8-3
Scoring 10+ Runs	7-0
Scored in 1st Inning.....	13-7
Opp. Scored in 1st.....	5-4
Scores First.....	19-8
Opp. Scores First	8-4
After 4 Leading	18-5
Trailing.....	6-7
Tied	3-0
After 5 Leading	14-5
Trailing.....	3-6
Tied	5-0
After 6 Leading	16-2
Trailing.....	2-6
Tied	2-2
Hit 0 Home Runs	7-8
1 Home Run.....	8-2
2+ Home Runs	12-2
Opp. Hit 0 Home Runs	19-7
1 Home Run.....	6-2
2+ Home Runs	2-3
Made 0 Errors.....	13-2
1 Error.....	10-4
2+ Errors.....	4-6
Opp. Made 0 Errors.....	8-5
1 Error.....	8-6
2+ Errors.....	11-1
Out-hit Opponent.....	21-4
Out-hit by Opponent	3-7
Hits are Tied	3-1
In Doubleheader	2-0
vs. Ranked Teams.....	4-5
On Monday	1-0
On Tuesday	4-1
On Wednesday	0-0
On Thursday	1-1
On Friday	6-4
On Saturday.....	8-5
On Sunday.....	7-2
In February	12-5
In March.....	13-5
In April	2-3
In May	0-0

IN THE CIRCLE

**3 COURTNEY LANE** | LHP | Jr. | Appomattox, Va. | Appomattox County

- Struck out career-high 7 and threw first career complete game against Saint Francis
- 3-2 in 2024 with win over UNCG, at JMU and at No. 3 Duke, losses at No. 11 Alabama, vs. No. 23 Clemson in ACC quarterfinal
- No. 35 overall recruit by Extra Inning Softball coming out of high school
- Helped Appomattox HS claim 2021 softball state championship with a perfect game

Pitches: Drop, Rise, Curve, Change

**14 EDEN BIGHAM** | RHP | Jr. | Rustburg, Va. | Rustburg


- Threw perfect game vs. Hofstra (3/1) the first since 1994 for the Hoos
- Threw a CG shutout and faced the minimum in a 1-0 win over George Mason (3/18)
- Tied for program record in career saves (10) and is top 10 in strikeouts and shutouts
- All-ACC and All-Region selection last season with 16-8 record and six complete-game shutouts
- 3x ACC Pitcher of the Week selection for the Hoos last season, 5x so far in her career
- Had six complete-game shutouts and eight complete-game outings as a freshman
- Threw no-no in collegiate debut with nine strikeouts against Lamar (2/9) at Houston Invite

Pitches: Rise, Change, Curve, Drop

**20 AVA HODGES** | RHP | Fr. | Zebulon, N.C. | N. Raleigh Christian Academy


- Earned first win in start against Penn (2/23) with five scoreless innings of work
- Ranked No. 38 overall in the Extra Elite rankings released by Extra Inning Softball
- No. 26 ranked pitcher by Extra Inning Softball
- 4x All-State selection and All-Conference selection
- 2x Conference Player of the Year (2021, 2023)

Pitches: Fast, Drop, Change

**23 JULIA CUOZZO** | RHP | So. | Mechanicsville, Va. | Hanover

- Made first 2025 appearance vs. Penn (2/22) and picked up first win vs. Longwood (2/24)
- Worked career long 5.0 innings in win over California (3/22) to clinch weekend series
- No. 23 Overall Recruit by Extra Inning Softball
- 2023 VHSL All-State First Team selection for Class 4
- 2022 Class 4 Player of the Year
- 2022 & 2023 Metro Player of the Year by Richmond Times Dispatch

Pitches: Fast, Drop, Change

**26 SAVANAH HENLEY** | LHP | Gr. | Mechanicsville, Va. | Mechanicsville

- Complete game vs. #5 Texas A&M with career-long 8.0 IP and nine strikeouts a UVA high
- Matched that nine strikeouts against Longwood (3/4) in 5.0 innings of work
- Injured at North Carolina and did not see action for the Hoos the rest of 2024
- Threw a complete game two-hitter at Longwood for her second complete game as a Hoos
- Two-time All-State selection and three-time All-Region selection in high school

Pitches: Drop, Change, Curve, Rise



RETURNING HOOS TO WATCH AT THE PLATE

**2 KAILYN JONES** | OF | L-R | 5-3 | Sr. | Grayson, Ga. | Grayson

Year	avg	gp-gs	ab	r	h	2b	3b	hr	rbi	tb	slg%	bb	hbp	so	gdp	ob%	sf	sh	sb-att	po	a	e	fld%
2022	.212	36-20	66	16	14	2	0	0	6	16	.242	6	0	13	0	.278	0	0	3-4	45	2	1	.979
2023	.276	45-32	87	17	24	4	4	1	16	39	.448	7	0	15	0	.326	1	0	9-11	45	1	6	.885
2024	.238	37-11	42	13	10	0	0	0	3	10	.238	4	0	14	0	.304	0	0	8-8	13	0	0	1.000
2025	.317	38-35	82	20	26	2	6	1	8	43	.524	8	1	11	0	.380	1	1	7-7	23	1	3	.889
TOTAL	.267	156-98	277	66	74	8	10	2	33	108	.390	25	1	53	0	.328	2	1	27-30	126	4	10	.929

• Hit her first collegiate home run at Liberty (3/11) in 2023 and second vs. Hofstra (3/2/25)

• 2020 Georgia High School Athletic Association 4-7A Player of the Year

• No. 22 recruit nationally and No. 10 OF in 2020 signing class

• 2020 GHSA First Team All-State selection

**7 SARAH COON** | C/UT | R-R | 5-5 | Sr. | Elmira, N.Y. | Elmira

Year	avg	gp-gs	ab	r	h	2b	3b	hr	rbi	tb	slg%	bb	hbp	so	gdp	ob%	sf	sh	sb-att	po	a	e	fld%
2022	.291	54-54	151	34	44	12	0	8	36	80	.530	26	12	41	1	.429	2	0	7-9	46	78	15	.892
2023	.248	46-46	129	22	32	5	0	6	17	55	.426	12	6	23	0	.338	1	0	7-9	43	46	6	.937
2024	.213	53-53	150	18	32	4	0	5	24	51	.340	16	6	31	0	.312	1	2	3-4	183	46	9	.962
2025	.252	40-39	111	17	28	5	3	4	15	51	.459	14	2	20	1	.344	1	2	2-3	85	35	5	.960
TOTAL	.251	193-192	541	91	136	26	3	23	92	237	.438	68	26	115	2	.359	5	4	19-25	357	205	35	.941

• Tallied two doubles in win over No. 23 Kentucky (2/13) - her first career triples

• Named ACC All-Freshman selection, the first in UVA history

• Has 27 multiple-hit games and 20 multiple-RBI games for her career

• 2024 CSC Academic All-District selection

**10 JADE HYLTON** | C/UT | R-R | 5-5 | Jr. | Martinsville, Va. | Bassett

Year	avg	gp-gs	ab	r	h	2b	3b	hr	rbi	tb	slg%	bb	hbp	so	gdp	ob%	sf	sh	sb-att	po	a	e	fld%
2023	.314	52-52	175	33	55	8	4	10	26	101	.577	20	1	33	0	.386	1	0	22-25	80	72	7	.956
2024	.335	54-54	170	37	57	13	2	14	41	116	.682	25	0	28	0	.418	1	0	15-19	71	85	7	.957
2025	.347	40-40	124	42	43	6	5	11	34	92	.742	20	4	17	0	.450	1	2	10-11	48	77	5	.962
TOTAL	.330	146-146	469	112	155	27	11	35	101	309	.659	65	5	78	0	.415	3	2	47-55	199	234	19	.958

• Has tallied 39 multiple-hit games and 25 multiple-RBI games in her career

• Hit two-run home run at No. 3 Duke in series finale to clinch series in 3-2 victory

• Hit inside-the-park home run vs. Penn (2/23) for her second career inside-the-park home run

• 2x NFCA All-Region selection

• Hit grand slam at No. 3 Duke (4/20) in game one of doubleheader to even series with 4-3 win

• Named a TUCCI/NFCA Freshman of the Year Top 25 selection in 2023

**16 MC EATON** | OF | R-R | 5-9 | Jr. | Charlotte, N.C. | Charlotte Christian School

Year	avg	gp-gs	ab	r	h	2b	3b	hr	rbi	tb	slg%	bb	hbp	so	gdp	ob%	sf	sh	sb-att	po	a	e	fld%
2023	.261	18-15	46	7	12	3	0	5	16	30	.652	2	0	8	1	.292	0	0	0-0	5	0	0	1.000
2024	.196	27-15	46	4	9	3	0	1	5	15	.326	3	2	19	0	.275	0	0	0-0	3	1	0	1.000
2025	.259	40-40	108	16	28	6	1	7	24	57	.528	8	1	31	2	.314	1	0	3-3	15	1	2	.889
TOTAL	.245	85-70	200	27	49	12	1	13	45	102	.510	13	3	58	3	.300	1	0	3-3	23	2	2	.926

• 26-of-49 career hits are extra-base hits (13 are home runs)

• Saw limited action as a freshman and sophomore due to injury in freshman season

• Hit grand slam in series opener vs. Cal (3/18) to put Hoos up 4-3 on the Golden Bears

• No. 53 overall recruit by Extra Inning Softball: 2x ACC Academic Honor Roll member

• First collegiate hit was a two-RBI home run in the season opener vs. Lamar (2/9/23)

• 2x ACC Academic Honor Roll member

**19 MACEE EATON** | IF/DP | L-R | 5-7 | Jr. | Wheelersburg, Ohio | Wheelersburg

Year	avg	gp-gs	ab	r	h	2b	3b	hr	rbi	tb	slg%	bb	hbp	so	gdp	ob%	sf	sh	sb-att	po	a	e	fld%
2024	.211	51-47	142	14	30	5	0	2	16	41	.289	12	2	27	1	.277	3	0	3-3	79	1	2	.976
2025	.339	40-40	121	23	41	8	1	10	48	81	.669	13	0	22	0	.403	0	0	3-3	275	8	2	.993
TOTAL	.270	91-87	263	37	71	13	1	12	64	122	.464	25	2	49	1	.334	3	0	6-6	354	9	4	.989

• Tallied 18-game hit streak from 2/23 through game two of Cal series (3/22)

• Hit first collegiate home run in series opener at Georgia Tech (4/26) in 2024

• Has turned in 14 multiple-hit games and 14 multiple-RBI games in her career

• No. 31 overall recruit by Extra Inning Softball

• Hit first career grand slam vs. Seton Hall (3/1)

• 2023 PGF All-American (East) and NFCA All-America first team selection

**30 BELLA CABRAL** | IF | R-R | 5-3 | So. | Choctaw, Okla. | Choctaw

Year	avg	gp-gs	ab	r	h	2b	3b	hr	rbi	tb	slg%	bb	hbp	so	gdp	ob%	sf	sh	sb-att	po	a	e	fld%
2024	.263	54-54	171	20	45	10	1	6	30	75	.439	10	3	21	2	.307	5	0	2-2	82	65	7	.955
2025	.400	40-40	110	17	44	11	0	7	28	76	.691	13	7	7	2	.471	6	3	1-3	47	87	5	.964
TOTAL	.317	94-94	281	37	89	21	1	13	58	151	.537	23	10	28	4	.375	11	3	3-5	129	152	12	.959

• ACC All-Freshman team selection in 2024

• Homered twice vs. Delaware (2/23) for her second career multiple home run game

• Posted 21 multiple-hit games and 13 multiple-RBI games in her career

• No. 51 overall recruit by Extra Inning Softball

• Tied career high with three hits vs. JMU (a triple shy of the cycle)

• 2022 All-State selection

**34 KELLY AYER** | OF | L-R | 5-4 | Sr. | Mechanicsville, Va. | Atlee

Year	avg	gp-gs	ab	r	h	2b	3b	hr	rbi	tb	slg%	bb	hbp	so	gdp	ob%	sf	sh	sb-att	po	a	e	fld%
2022	.196	28-13	51	8	10	1	0	0	8	11	.216	1	0	7	1	.212	0	0	3-3	13	7	1	.952
2023	.321	45-38	106	25	34	7	0	0	5	41	.387	17	2	7	0	.424	0	3	22-23	45	7	2	.963
2024	.236	49-36	123	14	29	2	3	0	11	37	.301	6	0	17	0	.271	0	1	8-8	53	3	1	.982
2025	.320	40-40	125	34	40	8	3	1	22	57	.456	13	1	8	1	.383	2	2	13-15	41	2	2	.956
TOTAL	.279	162-127	405	81	113	18	6	1	46	146	.360	37	3	39	2	.342	2	6	46-49	152	19	6	.966

• Has 25 multiple-hit games for her career

• Drove in season-high three RBI vs. Notre Dame (4/7), with base-clearing triple to clinch in '24

• Dangerous on the basepath going 44-for-47 on steal attempts in her career

• Stole four bases against Saint Francis (3/5) to set the UVA single-game record in 2023



NOTING THE HOOS

THE SERIES WITH SYRACUSE

- Virginia and Syracuse have faced each other 26 times with the Orange leading the series 20-6
- The two teams met in Charlottesville last season with the Hoos taking a 2-1 series win in the March meeting
- Virginia came back to win game two of the series and the rubber match on Sunday to claim the weekend set

HOOS BREAKING INTO NATIONAL RANKINGS IN '25

- After the 16-5 start, the Cavaliers started breaking into the top 25 of multiple polls after four weekends and came in at 23 in three of the four national polls
- It's the first time the Hoos have garnered consistent attention in the rankings in program history

HARDIN NOW SECOND AT UVA, PASSES 200 WINS

- Virginia head coach Joanna Hardin moved into second all-time in wins at UVA in the fourth weekend of play
- With the Hoos' win over Seton Hall on Friday night, Hardin picked up her 185th win at Virginia to pass Terry DeTuro for second most wins at UVA
- Hardin picked up her 200th wins as Virginia head coach in the series opener against No. 8 Florida State

CABRAL, HYLTON ON SOFTBALLAMERICA'S MIDSEASON POWER RANKINGS

- Sophomore third baseman Bella Cabral and junior shortstop Jade Hylton both appeared on Softball America's midseason power rankings
- Cabral came in as the No. 10 third baseman nationally, while Hylton came in as the No. 8 shortstop

HOOS SCORING EARLY AND OFTEN

- Virginia has been scoring early and often this season with big innings and lots of runs early in games
- The Cavaliers have scored in the first inning of 20 games this season and eight of those have seen the Hoos score three or more runs
- Scoring has been contagious as the Hoos often aren't scoring just one run in an inning and in fact 31 scoring innings this season have put three or more runs across

CAVALIERS AND THE RPI AND ACC STANDINGS

- Virginia enters the weekend with an RPI of 29 as the season moves into the home stretch and the back half of ACC play
- Currently the Hoos also sit sixth in the ACC standings and continue to fight for position for the post-season

CAVALIERS NO STRANGER TO CLOSE GAMES

- Virginia is familiar with tight contests this season, having played in 13 one-run games and going 6-7 in those contests
- The Hoos have also played in 19 games decided by two runs or less and are 12-7 in those games after going 6-0 in games decided by two runs
- Seven of those one-run contest are walk-offs with the Hoos going 3-4 in those contests - the losses came at South Carolina (2x), and vs. Auburn and No. 5 Texas A&M in Clearwater
- The three walk off wins came against No. 4 UCLA in Clearwater and against Boston College and California in

series clinching victories this season

HOOS SCORE PROGRAM-HIGH 13 RUNS VS. PIRATES

- Virginia pushed 13 runs across the plate in the third inning against Seton Hall (3/1)
- The 13 runs scored in a single inning was the most in program history and was the second time in program history the Hoos pushed more than 10 runs across in an inning
- The first time the Hoos scored 10 runs in an inning was last season at Georgia Tech (4/27) with an 11 run inning in a run-rule victory over the Yellow Jackets

HENLEY COMING ON STRONG IN FIFTH SEASON

- Savannah Henley surged out of the gates for the Hoos this season after missing a bulk of 2024 due to injury
- The grad student showed her stuff against No. 5 Texas A&M as she threw an eight-inning complete game and struck out nine batters - her high as a Cavalier
- Henley matched that nine strikeouts in her outing against Longwood, fanning nine batters through five innings of work
- She has struck out 68 batters entering the weekend in 66.1 innings of work

CAVALIERS CHALLENGED EARLY WITH TOP FOES

- Virginia was challenged early in the season with a schedule featuring some of the top teams in the nation
- After three weeks of play, Virginia's schedule was rated as the toughest schedule in the nation
- Virginia played two games at South Carolina in the opening weekend - dropping a pair of one-run games in walkoff fashion to a team currently ranked in the top 11
- Virginia also faced No. 4 UCLA No. 5 Texas A&M and No. 4 UCLA in the Shriners Children's Clearwater Invitational - taking wins over the Wildcats and Bruins
- All five opponents faced at the Clearwater Tournament were ranked in the top 25 following the tournament

BIGHAM CLOSING IN ON SAVES RECORD

- Junior right-hander Eden Bigham has been a force in the circle in any role for the Cavaliers
- This season, Bigham has five saves entering the weekend and 10 for her career
- The 10 career saves set in game one of the series with Cal tied the career mark set by Madi Harris last season
- Her five saves this season is also one shy of the single-season record (6) also set by Harris in the 2022 sesason

HYLTON KEEPS IT IN THE PARK A SECOND TIME

- Junior Jade Hylton opened up the Penn game on February 23 with a bang, hitting an inside-the-park home run to right field
- It was her second inside-the-park home run in as many season as she also hit one last season against St. Thomas (2/18/24)



COACH JO HARDIN
at UVA: 200-230 (9th) | Overall: 279-264 (11th)

Education

College: Biola University (La Mirada, Calif.)
Masters: Liberty University

Coaching Experience

2015-16 McNeese State (Head Coach)
2013-14 McNeese State (Assistant Coach)
2007-09 Liberty University (Assistant Coach)
2005-07 Whittier Christian HS (Head Coach)

Playing Experience

2002-05 Biola University

Accolades

2002 NAIA/NFCA 1st Team All-American
2002,04-05 Golden State Athletic Conference All-Conference
2013 Southland Conference Regular Season Champions
2014 Southland Conference Regular Season Champions
2016 Southland Conference Regular Season Champions
2016 Southland Conference Tournament Champions

Hardin as a Head Coach

Year	School	Record (Conf)	Postseason
2015	McNeese St.	36-20 (21-5)	Southland Tourney
2016	McNeese St.	43-14 (23-4)	NCAA Regional
2017	Virginia	22-32 (9-15)	ACC Quarterfinals
2018	Virginia	12-41 (3-21)	
2019	Virginia	22-31 (8-16)	ACC Tournament
2020	Virginia	10-12 (0-6)	
2021	Virginia	15-33 (10-27)	
2022	Virginia	28-26 (13-11)	ACC Tournament/NISC
2023	Virginia	30-22 (8-16)	ACC Tournament
2024	Virginia	34-20 (15-9)	NCAA Regional Final
2025	Virginia	27-13	

200-230 at Virginia
279-264 Overall



CABRAL, HYLTON EACH GO YARD TWICE IN A GAME

- Bella Cabral and Jade Hylton each have a multiple home run game this season - though not in the same game
- Cabral tallied two home runs against Delaware (2/23) for her second career game with two home runs
- Hylton tallied a pair of home runs as part of a three-hit game in the win over Longwood (2/24) for her second multiple home run game of her career
- Hylton did it again against Boston College in the series finale (3/15) when she homered to leadoff the first for the Hoos and went yard again in the fifth inning

HACKETT'S FIRST HOME RUN IS A WALK OFF

- Kelsey Hackett delivered her first career home run in the win over Longwood (2/24)
- The junior entered as a pitch hitter and sent the first pitch offered into the bullpen in left field for the walk-off victory

LAYNE TOSSES FIRST COMPLETE GAME

- Junior Courtney Layne threw her first complete game in a 12-0 win over Saint Francis in the opening weekend
- The left-hander struck out a career-high seven batters in that run-rule victory and held the Red Flash to only two hits in the outing

MACEE EATON NOTCHES HOOS' FIRST HR OF SEASON

- Sophomore 1B Macee Eaton turned in the first home run of the season for the Hoos against South Carolina (2/7)
- That shot, a three-run home run, tied her career high in RBI to match the mark of 3RBI set against #24 Miami (OH) in the NCAA Regional opener last season

THE EATONS (NO RELATION) MAKE FOR DYNAMIC DUO

- Macee and MC Eaton (no relation) proved to be a potent duo in the lineup this season
- The duo have combined for 72 RBI, 17 home runs and 39 runs scored to date
- The Eatons have combined for 69 hits this season with 33 of them being extra base hits (17 HR, 2 triples, 14 doubles)

PATIENCE PAYS OFF FOR HARTGROVE IN YEAR FOUR

- Senior catcher Sydney Hartgrove has paid her dues and is seeing her patience in the program pay off in year four
- Hartgrove has taken over behind the plate in her final season and has been an anchor for the Cavaliers
- The catcher has also come up with some big moments at the plate, delivering her first career home run in a contest against Auburn at the Clearwater Invitational
- She followed it up with a two home run game in a 9-2 win at No. 17 Virginia Tech in the series finale and hit her fourth home run in a 6-0 win over JMU

PAIR OF FRESHMEN NOTCH FIRST HITS FOR HOOS

- Freshmen Alex Call and Maddy Greene each notched their first collegiate hits in the opening weekend
- Both came against Saint Francis in the weekend finale
- Call delivered an RBI single, while Greene also delivered a single for her first career hit

HOOS GARNER ATTENTION IN PRESEASON

- Virginia came in at No. 24 in the Softball America preseason poll to mark the first time that the Cavaliers enter a season ranked in one of the polls
- The Cavaliers were receiving votes in the remainder of the polls - D1Softball, NFCA and USASoftball to start 2025

BIGHAM, HYLTON GRACED PRESEASON TOP 100 LISTS

- Juniors Eden Bigham and Jade Hylton have been mainstays on preseason top 100 lists this season
- Bigham was named the No. 39 player by D1Softball and the No. 41 player by Softball America
- Hylton was tabbed the No. 52 players by Softball America and No. 53 by D1Softball

CAVALIER DUO NAMED PRESEASON ALL-ACC

- The duo of Bigham and Hylton were also named to the preseason All-ACC team by the league's coaches
- The pair, who finished the 2024 season as first-team All-ACC selections, continued to hold a prominent place in the league heading into 2025

VERSUS RANKED FOES

All-Time vs. Top-25 in NFCA Poll (1995-)	37-191
All-Time vs. Top-10 in NFCA Poll	10-66
vs. No. 1	0-7
Last win over ranked team	April 4, 2025 - 2-0 at #8 Florida State
Last win over top-10 team	April 4, 2025 - 2-0 at #8 Florida State
Last win over top-5 team	February 16, 2025 - 7-6 vs. #4 UCLA
Highest-ranked win	April 15, 2022 - 5-3 at #2 Virginia Tech March 21, 2010 - 2-1 vs. #2 Arizona April 17, 2004 - 5-4 vs. #2 Florida St.
Largest win	March 18, 2010 - 10-4 vs. #23 Louisiana
Largest defeat	May 11, 2017 - 0-16 vs. #4 Florida State

VERSUS THE NFCA POLL (STARTED 1995)

No. 1	0-7
No. 2	3-7
No. 3	2-12
No. 4	3-9
No. 5	0-5
No. 6	0-9
No. 7	0-5 (1-0 prior to NFCA poll)
No. 8	1-5
No. 9	1-5
No. 10	0-7
No. 11	3-10
No. 12	0-4 (0-1 prior to NFCA poll)
No. 13	2-13
No. 14	3-7
No. 15	1-13
No. 16	0-5
No. 17	2-9
No. 18	1-6 (1-0 prior to NFCA poll)
No. 19	1-10
No. 20	0-6
No. 21	2-8
No. 22	4-13
No. 23	2-15
No. 24	4-2
No. 25	2-8

NFCA TOP 25

RK.	TEAM	2024 RECORD	POINTS	LAST WEEK
1	Texas (30)	37-3	774	1
2	Oklahoma	34-3	737	2
3	Texas A&M (1)	34-5	702	4
4	Oregon	35-3	653	6
5	LSU	34-5	640	5
6	Florida	34-8	602	3
7	Tennessee	32-8	577	7
8	UCLA	36-4	563	9
9	Florida State	36-6	551	8
10	South Carolina	30-8	482	10
11	Virginia Tech	32-5	468	13
12	Arkansas	28-8	447	12
13	Arizona	33-7	437	11
14	Texas Tech	31-9	379	14
15	Stanford	26-8	311	15
16	Mississippi State	31-10	287	17
17	Oklahoma State	23-11	232	18
18	Georgia	25-13	218	16
19	Ole Miss	29-9	210	19
20	Duke	29-12	187	22
21	Nebraska	28-10	158	20
22	Ohio State	30-9-1	103	21
23	Alabama	28-15	83	24
24	Clemson	30-11	79	
25	Florida Atlantic	34-7	65	23

OTHERS RECEIVING VOTES:

Virginia (57), Grand Canyon (33), Washington (24), California (8), Liberty (8).

**BIGHAM MOVING UP CAREER PITCHING CHARTS**

- Eden Bigham is quickly moving up the career pitching charts and has taken spots in the top 10 of two categories in her third season
- Heading into the weekend, Bigham sits eighth all-time in career strikeouts (377) and is seventh all-time at UVA in career shutouts (14)
- The RHP is 10th all-time in career wins at UVA (38)
- Bigham is also tied for first in career saves with 10 to date

HYLTON ALSO TAKING SPOTS AMONG CAREER LEADERS

- Shortstop Jade Hylton is also making a move on some of the career lists for offense and currently is tied for third in career home runs (33) - two shy of matching the career mark
- Hylton is ninth in stolen bases for her career (47) and also ranks ninth in total bases (284)
- The SS also ranks seventh in career multiple-RBI games (24) and career extra-base hits (71)

AYER A THREAT TO STEAL ON THE BASES

- Senior outfielder Kelly Ayer has been a mainstay in the offense and poses a threat to steal whenever she's on the bases, going 11-for-13 this season
- Ayer has 47 stolen bases to date and is among the top 10 base stealers in program history.
- Last season, the offense didn't rely on the steal as much, though Ayer went 8-for-8 in swipe attempts
- The previous season, Ayer took 22 bags on 23 attempts

VIRGINIA PICKED TO FINISH FIFTH IN ACC

- Virginia was picked to finish fifth in the ACC in that same vote of the league's coaches after finishing fourth in the league a year ago
- It's the highest predicted finish for the Hoos under head coach Joanna Hardin who has built the program of the previous eight seasons at the helm

HOOS WELCOME FIVE NEWCOMERS FOR 2025

- Virginia welcomed five newcomers to Grounds for this season in a class that ranked No. 33 nationally
- The class features four players ranked among the top 26 recruits nationally at their position and three among the top 100 players overall by ExtralNningSoftball
- Madison Greene was ranked the No. 34 overall recruit and the fifth-ranked third baseman
- Ava Hodges was the No. 38 overall recruit and was the No. 26 pitcher in the class.
- Reagan Hickey was ranked No. 45 overall and the No. 24 catcher
- Alex Call was tabbed the No. 12 general infielder in the class, while Addison Thompson was a three-time All-Region selection in Virginia

HENLEY EXPECTED TO BOOST HOOS IN 2025 RETURN

- The Cavaliers got good news with the return of LHP Savannah Henley for the season
- Henley missed the bulk of the 2024 season to injury sustained in the second week of ACC play that ended her year
- Prior to the injury, Henley was 3-0 on the year with a save
- The southpaw had struck out 37 through 34.0 innings of work and limited teams to a .189 batting average
- She held a 1.65 ERA with only eight earned runs allowed

HYLTON, JONES, WOODY-GIGGETTS NAMED CAPTAINS

- The Cavaliers have a trio of captains this season with senior outfielder Kailyn Jones, junior shortstop Jade Hylton, sophomore outfielder Kamyria Woody-Giggetts serving in the role
- The three players were selected after the coaching staff asked the team to evaluate their peers on a range of traits and examined the cross section of the results including reliability, leadership, dedication and responsibility



A LOOK BACK AT 2024

CAVALIERS PLAYED STOUT SCHEDULE IN 2024

- Virginia played a stout schedule for the 2024 campaign with the No. 22 strength of schedule overall
- The Hoos played 17 games against teams in the NCAA Tournament with 11 of those outside of ACC play and 11 on the road with one at a neutral site as the Hoos faced Clemson in the ACC quarterfinals hosted by Duke
- Virginia went 7-10 in those games against NCAA Tournament teams during the regular season
- Included in those games against the NCAA field were two contests at national seeds Alabama (No. 14 seed) and the series at national seed Duke (No. 10 seed)

HOOS SET PROGRAM HIGH WITH 15 ACC WINS

- With the series win at Georgia Tech to close the regular season, the Hoos set a program record for ACC wins (15)
- The previous program record was 13 wins set in the 2010 season and matched in the 2022 season
- Virginia matched the 13-win mark for the third time with the series-clinching win at No. 3 Duke in the finale
- The Hoos passed the mark with a Saturday win at Georgia Tech and hit the 15-win mark in the finale to clinch the series with the Yellow Jackets

THREE WAS THE CHARM FOR VIRGINIA OFFENSE

- With the Virginia pitching staff, three runs has been the magic number for the Cavaliers when it comes to winning games this season
- In 2024, the Hoos were 29-3 when scoring three runs or more
- The three times Virginia dropped a game when scoring at least three runs were the Saturday game at Notre Dame (10-3), the Saturday game against NC State (10-9) and the series opener at Georgia Tech (6-5)

HOOS HIT 30-WIN MARK FOR SECOND STRAIGHT YEAR

- With the series-clinching win over No. 3 Duke, the Cavaliers hit the 30-win mark for the second straight season
- The Cavaliers hit 30 wins last year for the first time since the 2010 campaign
- This is the first time the Hoos have done consecutive 30-win seasons since UVA posted at least 30 wins each season from 2001-2005

BIGHAM OPENS 2024 WITH 11 K VS. UNCG

- Eden Bigham set a new career high for strikeouts in the season opener when the freshman fanned 11 batters through her 5.0 innings of work
- Bigham retired 12 of the first 13 batters faced with nine strikeouts across those batters faced

BIGHAM FANS 14 MOUNTAIN HAWKS FOR CAREER HIGH

- Eden Bigham set a career mark of 14 strikeouts in her start against Lehigh (2/23) to open the Rawlings Classic
- She struck out the first 12 batters of the game and finished with the 14 strikeouts on 16 batters faced in the five inning victory
- The 14 strikeouts is the most by a UVA pitcher since Melanie Mitchell's 16 strikeout performance against George Washington (3/20/13)

BIGHAM NAMED WEEK 3 ACC PITCHER OF THE WEEK

- Eden Bigham was named ACC Pitcher of the Week (2/27) after striking out 23 batters in 11.0 innings of work
- She picked up wins over Lehigh and Iowa State on the week to help the Hoos to an undefeated weekend
- She struck out 14 in her start against Lehigh before fanning nine batters in 6.0 relief innings against the Cyclones

CAVALIERS TAKE SERIES FROM NO. 11 CLEMSON

- The Hoos made another step forward with a series win over No. 11 Clemson by taking the Friday and Sunday games of the series
- The Friday night win over the Tigers was the first win over Clemson in program history by the Cavaliers
- Clemson was the final league team the Hoos didn't have a tally in the win column against in program history and they added that mark in emphatic fashion this season
- The Sunday win, a 3-0 victory, marked the first time this season a team held Clemson off the scoreboard

HOOS TAKE FIRST SERIES FROM SYRACUSE

- The Cavaliers accomplished another first under head coach Joanna Hardin last weekend with a series win over the Syracuse Orange
- Virginia won games two and three of the series to grab the series win - the first ever over the Orange

VIRGINIA SHOCKS NO. 3 DUKE WITH DH SWEEP

- Virginia delivered one of the biggest series wins in program history this past weekend at No. 3 Duke
- After dropping the opener 1-0 in 12 innings on Friday, the Cavaliers came back and swept a Saturday doubleheader
- Virginia won game one of the doubleheader 4-3 thanks to a Jade Hylton grand slam before taking game two of the doubleheader 3-2
- Hylton hit a two-run shot in that series clinching win
- It was a gritty outing from the Hoos played three complete games spanning 25.1 innings in less than 24 hours from first pitch to final out

CAVALIERS CLAIM PROGRAM BEST SEVEN ACC SERIES

- Virginia won seven of the eight ACC series played this season to mark the first time in program history the Hoos have won seven ACC series in a season
- The 2010 season was the last time the Hoos won five ACC series with four of them a traditional three-game series and one being a doubleheader with Maryland
- The Hoos swept the twin bill with the Terps that season and also won the series with No. 22 UNC and NC State, while sweeping Virginia Tech and Boston College that year
- This season, the Hoos posted series wins over Boston College, Syracuse, No. 11 Clemson, Notre Dame, NC State, No. 3 Duke and Georgia Tech

HOOS COME THROUGH WITH BACKS AGAINST WALL

- Virginia went to the rubber match in all eight ACC series last season and came through in game three in seven weekends to claim the series
- Against BC, Syracuse, No. 3 Duke and Georgia Tech the Cavaliers dropped game one and then won the next two games to claim the series
- Against No. 11 Clemson, Notre Dame and NC State, the Cavaliers won game one and then took game three to lock up the weekend
- The lone series loss was at UNC when the Cavaliers took game one and then dropped a Sunday doubleheader after Saturday's game was rained out

BIGHAM EARNS ACC PITCHER OF THE WEEK AGAIN

- Sophomore right-hander Eden Bigham earned her second ACC Pitcher of the Week honor on Tuesday (4/16)
- She went 2-0 in the series against NC State with a complete-game shutout in game one and worked a second complete-game in the finale to clinch the series
- Bigham struck out 15 across the two games
- It marked Bigham's third complete-game shutout in ACC play and her fourth complete game against an ACC foe this season

BIGHAM EARNS 3RD ACC PITCHER OF THE WEEK

- Eden Bigham took home her third ACC Pitcher of the Week honor on Tuesday to earn the honor for the second straight week and third time this season
- Bigham threw 9.0 innings of shutout softball in the series opener at No. 3 Duke with nine strikeouts in the 12.0 inning affair
- She then came back in game two of the series to earn the save - her third of the season - as she worked the seventh and got out of a bases-loaded jam

PALMER PARK

- Virginia opened its new stadium, Palmer Park, on March 3, 2020 against JMU. Palmer Park is named after former Cavalier pitcher Lisa Palmer and her mother Fran. The Palmers were the lead contributors to the stadium project.
- The Cavaliers hosted a dedication ceremony for Palmer Park prior to Virginia's matchup against Virginia Tech on Friday, March 6, 2020.
- Palmer Park is a state-of-the-art facility which houses all of the Cavaliers' needs. Within the confines of Palmer Park is the team locker room and lounge, athletic training room, meeting rooms and a brand new indoor facility.
- Lisa Palmer pitched for the Cavaliers from 1986-89, establishing school records in wins (74), innings pitched (861.2), complete games (102) and games started (112). She still holds the UVA single-season records for wins (27), shutouts (14) and assists (221).
- The 2022 season was the first time it will be open to the full public for a full season.



BATTING CAREER HIGHS

1 KELSEY HACKETT

Date/Last Time	
AB	3x-Last: 3/30/25 at Notre Dame..... 4
Runs	4/05/24 at Notre Dame..... 3
Hits	2/17/24 vs. Southern Indiana..... 3
2B	4x-Last: 3/27/24 at James Madison 1
3B	2/10/24 vs. UNCG..... 1
HR	2x-Last: 2/28/25 vs. Seton Hall 1
RBI	3/27/24 at James Madison 3
SB	5x-Last: 3/1/25 vs. Seton Hall 1

2 KAILYN JONES

Date/Last Time	
AB	5/1/22 at Louisville..... 5
Runs	6x-Last: 3/2/25 vs. Hofstra 2
Hits	3x-Last: 2/25/24 vs. Delaware 3
2B	8x-Last: 3/8/25 at #17 Va. Tech 1
3B	10x-Last: 3/4/25 at #8 FSU 1
HR	2x-Last: 3/2/25 vs. Hofstra 1
RBI	2x-Last: 3/04/23 vs. Fairfield 3
SB	2/09/24 vs. Jacksonville State 2

4 BRIE BIDDLE

Date/Last Time	
AB	5x-Last: 3/2/25 vs. Hofstra 1
Runs	2x-Last: 3/1/25 vs. Seton Hall 1
Hits	2x-Last: 3/2/25 vs. Hofstra 1
2B 0
3B 0
HR 0
RBI 1
SB 2

6 KAMYRIA WOODY-GIGGETTS

Date/Last Time	
AB	3/9/25 vs. Saint Francis 3
Runs	8x-Last: 2/9/25 vs. Saint Francis 1
Hits	2/9/25 vs. Saint Francis 1
2B 0
3B 0
HR 0
RBI	2/9/25 vs. Saint Francis 1
SB	2/23/24 vs. Lehigh..... 2

7 SARAH COON

Date/Last Time	
AB	3x-Last: 3/30/25 at Notre Dame 5
Runs	2x-Last: 2/26/23 vs. Geo. Washington 3
Hits	2x-Last: 3/28/25 at Notre Dame..... 3
2B	4x-Last: 3/28/25 at Notre Dame 2
3B	2/13/25 vs. #23 Kentucky..... 2
HR	20x-Last: 3/22/25 vs. California..... 1
RBI	2x-Last: 2/26/22 vs. Towson 4
SB	2/26/23 vs. Howard 2

8 KASSIDY HUDSON

Date/Last Time	
AB	4/1/25 vs. Maryland 2
Runs	3/30/25 at Notre Dame..... 2
Hits	7x-Last: 4/1/25 vs. Maryland..... 1
2B	4/1/25 vs. Maryland 1
3B 0
HR 0
RBI	2/28/25 vs. Seton Hall 1
SB	3x-Last: 3/30/25 at Notre Dame 1

9 ALEX CALL

Date/Last Time	
AB	4x-Last: 4/1/25 vs. Maryland..... 2
Runs	2x-Last: 4/1/25 vs. Maryland..... 1
Hits	4x-Last: 3/1/25 vs. Seton Hall..... 1
2B	3/1/25 vs. Hofstra 1
3B 0
HR 0
RBI	3/1/25 vs. Hofstra 2
SB 0

10 JADE HYLTON

Date/Last Time	
AB	7x-Last: 3/22/25 vs California 5
Runs	2x-Last: 3/1/25 vs. Hofstra 3
Hits	11x-Last: 3/1/25 vs Hofstra 3
2B	2x-Last: 3/17/24 vs. Syracuse..... 2
3B	9x-Last: 3/1/25 vs. Hofstra 1
HR	3x-Last: 3/15/25 vs. Boston College - Gm2..... 2
RBI	2x-Last: 2/24/24 vs. Lehigh..... 5
SB	2/26/23 vs. Howard 3

16 M.C. EATON

Date/Last Time	
AB	3/30/25 at Notre Dame..... 5
Runs	4x- Last: 2/23/25 vs. Delaware 2
Hits	7x- Last: 2/28/25 vs. Cornell..... 2
2B	12x-Last: 2/15/25 vs. San Diego State..... 1
3B	2/15/25 vs. San Diego State..... 1
HR	12x - Last: 3/21/25 vs. California 1
RBI	3/21/25 vs. California..... 4
SB	2/22/25 vs. Penn 1

17 REAGAN HICKEY

Date/Last Time	
AB 0
Runs 0
Hits 0
2B 0
3B 0
HR 0
RBI 0
SB 0

18 MELISSA CARR

Date/Last Time	
AB	5x-Last: 3/1/25 vs. Hofstra 1
Runs	3/1/25 vs. Hofstra 1
Hits	2x-Last: 3/1/25 vs. Hofstra 1
2B	3/1/25 vs. Hofstra 1
3B 0
HR 0
RBI	3/1/25 vs. Hofstra 2
SB 0

19 MACEE EATON

Date/Last Time	
AB	2x-Last: 3/30/25 at Notre Dame 5
Runs	3/27/24 at James Madison 3
Hits	3/21/25 vs. California..... 3
2B	3/22/25 vs. California..... 2
3B	2/16/25 vs. #4 UCLA 1
HR	11x - Last: 3/30/25 at Notre Dame 1
RBI	3/1/25 at Seton Hall..... 5
SB	6x-Last: 3/11/25 vs. JMU 1

24 SYDNEY HARTGROVE

Date/Last Time	
AB	5x-Last: 3/30/25 at Notre Dame 4
Runs	3/9/25 at #17 Virginia Tech..... 2
Hits	3/21/25 vs. California..... 3
2B	3x-Last: 3/21/25 vs. California 1
3B 0
HR	3/9/25 at #17 Virginia Tech..... 2
RBI	3/9/25 at #17 Virginia Tech..... 3
SB 0

27 MADISON GREENE

Date/Last Time	
AB	2x-Last: 3/2/25 vs. Hofstra 2
Runs	3x-Last: 3/2/25 vs. Hofstra 1
Hits	4x-Last: 3/2/25 vs. Hofstra 1
2B	2/23/25 vs. Delaware 1
3B 0
HR 0
RBI	3/1/25 vs. Hofstra 2
SB	3/1/25 vs. Hofstra 1

28 ADDISON THOMPSON

Date/Last Time	
AB	2x-Last: 3/1/25 vs. Hofstra 1
Runs	2x-Last: 3/1/25 vs. Seton Hall 1
Hits 0
2B 0
3B 0
HR 0
RBI 0
SB 0



BATTING CAREER HIGHS

30 BELLA CABRAL

Date/Last Time

AB4x-Last: 4/19/24 at Duke	5
Runs 3/05/24 at Longwood	3
Hits 6-Last: 3/28/25 at Notre Dame	3
2B2x-Last: 2/23/25 vs. Penn	2
3B4/14/24 vs NC State	1
HR2x-Last: 2/23/25 vs. Delaware	2
RBI 2x-Last: 2/23/25 vs. Delaware	3
SB2x-Last: 3/30/24 at Villanova	1

32 REECE HOLBROOK

Date/Last Time

AB3x-Last: 3/22/25 vs. California	4
Runs 3x-Last: 3/2/25 vs. Hofstra	2
Hits5x-Last: 3/11/25 vs. JMU	2
2B10x-Last: 3/11/25 vs. JMU	1
3B2/24/25 vs. Longwood	1
HR 4x-Last: 3/15/25 vs. Boston College - Gm 1	1
RBI 2x-Last: 3/2/25 vs. Hofstra	3
SB 3/27/24 at James Madison	2

34 KELLY AYER

Date/Last Time

AB 3x-Last: 3/30/25 at Notre Dame	5
Runs 2/28/25 vs. Seton Hall	3
Hits2x-Last: 2/28/25 vs. Cornell	3
2B2-Last: 3/1/25 vs. Seton Hall	2
3B6x-Last: 3/22/25 vs. California	1
HR3/22/25 vs. California	1
RBI 3x-Last: 2/9/25 vs. Saint Francis	3
SB 3/05/23 vs. Saint Francis	4



PITCHING CAREER LINES

3 - Courtney Layne - LHP - Jr.

Year	era	w-l	app	gs	cg	sho	sv	ip	h	r	er	bb	so	2b	3b	hr	bf	bavg	wp	hbp	bk	sfa	sha
2023	5.68	2-1	16	2	0	0/2	0	28.1	45	29	23	9	29	7	1	1	147	.338	2	3	0	1	1
2024	4.54	3-2	17	8	0	0/2	2	37.0	39	26	24	21	23	5	2	6	177	.269	6	9	0	2	0
2025	4.31	2-0	18	8	1	1/3	1	39.0	36	31	24	24	38	5	1	8	179	.235	5	1	0	0	1
TOTAL	4.76	7-3	51	18	1	1/7	3	104.1	120	86	71	54	90	17	4	15	503	.278	13	13	0	3	2

SEASON HIGHS

IP	5.0	vs. St. Francis (2/9)
H	5	at #8 FSU (4/6)
R	6	at #8 FSU (4/6)
ER	6	at #8 FSU (4/6)
BB	4	vs. #4 UCLA (2/16)
K	7	vs. St. Francis (2/9)

CAREER HIGHS

IP	6.0	at Pittsburgh (3/26)
H	6	2xMR: vs. #13 VT (4/8)
R	6	2x-MR: at #8 FSU (4/6/25)
ER	6	2x-MR: at #8 FSU (4/6)
BB	4	at #3 Tenn (5/18/24)
K	7	vs. St. Francis (2/9/25)

THE LAST TIME IN STARTS

Shutout.....	vs. St. Francis (2/9/25)
Complete Game	vs. St. Francis (2/9/25)
Worked 5+ inn	vs. St. Francis (2/9/25)
5+ K's	vs. St. Francis (2/9/25)
No Walks	vs. St. Francis (2/9/25)
No-hitter	
Perfect Game	

THE LAST TIME IN RELIEF

0 ER.....	vs. Maryland (4/1/25)
Worked 3+ inn	at S. Carolina (2/7/25)
5+ K's	
No Walks	vs. Maryland (4/1/25)
Earned Save.....	vs. Penn (2/23/25)

2025 Season

Date	Opponent	GS	IP	H	R	ER	BB	SO	DEC
2/7	at S. Carolina		3.1	3	3	2	3	-	
2/8	vs. Toledo		2.1	2	0	0	0	3	-
2/9	vs. Saint Francis	*	5.0	2	0	0	0	7	W
2/13	vs. #23 Kentucky	*	2.0	1	1	1	1	2	-
2/14	vs. Auburn		3.0	2	2	2	4	3	-
2/16	vs. #4 UCLA	*	2.2	4	4	4	4	1	-
2/22	Delaware	*	2.0	2	1	1	1	1	-
2/23	Penn		2.0	0	0	0	0	4	S, 1
2/28	Cornell	*	2.0	1	0	0	1	2	-
3/1	Seton Hall	*	1.0	3	3	0	1	2	-
3/7	at #17 Va. Tech		2.0	0	0	0	1	1	-
3/8	at #17 Va. Tech		2.0	2	3	3	2	2	-
3/15	Boston College Gm2		1.2	3	5	1	3	2	-
4/1	Maryland		0.1	0	0	0	0	1	-
4/4	at #8 FSU	*	3.0	1	0	0	1	2	-
4/5	at #8 FSU		0.2	3	2	2	0	0	-
4/6	at #8 FSU		2.0	5	6	6	3	2	-
4/8	at Liberty	*	2.0	2	1	1	0	0	-

2024 Season

Date	Opponent	GS	IP	H	R	ER	BB	SO	DEC
2/10	vs. UNCG	*	4.1	4	1	1	2	5	W
2/16	at #11 Alabama	*	1.2	2	2	2	1	1	L
2/18	vs St. Thomas		3.0	5	3	3	0	3	-
2/24	Lehigh		0.2	2	1	1	2	1	-
3/12	at Maryland	*	3.0	2	0	0	1	2	-
3/15	vs. Syracuse		1.0	0	0	0	0	0	-
3/16	vs. Syracuse		3.0	0	0	0	1	2	-
3/19	vs. Rutgers	*	2.0	3	0	0	0	2	-
3/24	vs. #11 Clemson	*	2.0	1	0	0	1	2	-
3/27	at James Madison		4.0	4	2	2	2	4	W
3/29	at Villanova		1.1	0	0	0	1	0	-
4/06	at Notre Dame	*	0.0	3	2	2	0	0	-
4/13	vs NC State		1.1	1	2	2	2	0	-
4/20	at #3 Duke-1	*	4.0	4	3	1	1	0	W
4/23	at #15 Virginia Tech		2.2	3	2	2	1	0	-
5/9	vs. #23 Clemson	*	1.1	2	2	2	2	1	L
5/18	at #3 Tennessee		1.2	3	6	6	4	0	-

2023 Season

Date	Opponent	GS	IP	H	R	ER	BB	SO	DEC
2/09	at Houston		0.2	4	5	5	2	1	-
2/25	vs. St. John's (NY)		1.1	0	0	0	1	2	-
2/26	vs. Howard		1.0	0	0	0	0	0	-
2/28	vs. Radford - Gm. 2	*	4.0	6	2	2	0	6	W
3/04	vs. Fairfield		1.0	1	1	0	0	3	-
3/11	vs. Ga. Tech - Gm. 1		1.2	2	1	1	0	3	-
3/26	at Pittsburgh		6.0	3	3	2	1	4	W
4/06	vs. #13 Virginia Tech		1.1	2	0	0	0	2	-
4/07	vs. #13 Virginia Tech		0.2	3	3	3	0	1	-
4/08	vs. #13 Virginia Tech*		3.2	6	3	3	2	2	L
4/15	at #4 FSU - Gm. 1		1.0	4	2	1	1	1	-
4/15	at #4 FSU - Gm. 2		0.1	3	2	2	1	0	-
4/21	vs. Louisville		2.0	3	0	0	0	1	-
4/22	vs. Louisville		1.1	4	4	3	1	2	-
4/28	at Syracuse - Gm. 1		1.0	2	1	1	0	1	-
5/10	vs. Syracuse		1.1	2	2	0	0	0	-



PITCHING CAREER LINES

14 - Eden Bigham - RHP - Jr.

Year	era	w-l	app	gs	cg	sho	sv	ip	h	r	er	bb	so	2b	3b	hr	bf	bavg	wp	hbp	bk	sfa	sha
2023	2.52	13-6	29	20	8	6/3	2	111.0	74	43	40	59	115	10	0	10	473	.189	3	12	0	0	10
2024	2.44	16-8	32	19	9	6/2	3	149.1	91	56	52	69	182	13	3	6	622	.175	2	20	0	4	9
2025	2.66	10-7	25	8	3	2/1	5	89.1	70	48	34	52	90	13	0	5	414	.207	12	15	0	3	5
TOTAL	2.52	39-21	86	47	20	14/6	10	349.2	235	147	126	180	387	36	3	21	1509	.188	17	47	0	7	24

SEASON HIGHS

IP	8.1	at Notre Dame(3/30)
H	8	at Notre Dame (3/30)
R	7	vs. California (3/22)
ER	7	vs. California (3/22)
BB	7	at #17 Va. Tech (3/9)
K	10	vs. George Mason (3/18)

CAREER HIGHS

IP	9.0	at Duke (4/19/24)
H	8	at Notre Dame (3/30/25)
R	7	vs. California (3/22/25)
ER	7	vs. California (3/22/25)
BB	7	at #17 Va. Tech (3/9/25)
K	14	vs. Lehigh (2/23/24)

THE LAST TIME IN STARTS

Shutout.....	vs. George Mason (3/18/25)
CG.....	vs. George Mason (3/18/25)
Worked 5+ inn.....	vs. George Mason (3/18/25)
5+ K's.....	vs. George Mason (3/18/25)
No Walks.....	vs. Hofstra (3/1/25)
No-hitter	vs. Hofstra (3/1/25)
Perfect Game	vs. Hofstra (3/1/25)

THE LAST TIME IN RELIEF

0 ER.....	at #8 FSU (4/4/25)
Worked 3+ inn	at #8 FSU (4/5/25)
5+ K's.....	at #8 FSU (4/4/25)
No Walks.....	vs. Penn (2/22/25)
Earned Save.....	vs. California (3/22/25)

2025 Season

Date	Opponent	GS	IP	H	R	ER	BB	SO	DEC
2/6	at S. Carolina	*	3.0	3	2	0	4	1	L
2/7	at S. Carolina		3.0	3	1	1	0	1	L
2/7	vs. ECU		2.0	2	2	2	3	2	S, 1
2/8	vs. Toledo		1.0	0	0	0	0	2	S, 2
2/13	vs. #23 Kentucky		2.0	0	0	0	0	2	S, 3
2/14	vs. Auburn	*	2.0	5	5	4	4	3	L
2/15	vs. San Diego State		4.0	6	3	1	2	1	-
2/22	Penn		4.0	3	0	0	0	5	W
2/22	Delaware		1.0	0	0	0	2	1	S, 4
2/23	Delaware	*	6.0	3	2	2	3	6	W
2/28	Seton hall		3.1	3	4	4	3	3	W
3/1	Hofstra^	*	5.0	0	0	0	0	9	W
3/7	at #17 Va. Tech	*	3.0	4	4	2	2	4	-
3/9	at #17 Va. Tech		4.0	2	0	0	7	3	W
3/14	Boston College	*	4.0	2	0	0	1	3	-
3/15	Boston College-Gm1		4.0	5	2	1	1	3	W
3/18	George Mason	*	7.0	1	0	0	1	10	W
3/21	California		3.0	2	3	2	2	3	S, 5
3/23	California	*	2.1	7	7	7	5	3	L
3/28	at Notre Dame		3.0	2	1	0	2	1	L
3/30	at Notre Dame		8.1	8	3	3	1	8	W
4/1	Maryland		4.0	0	0	0	2	6	W
4/4	at #8 FSU		4.0	1	0	0	1	6	W
4/5	at #8 FSU		3.0	4	6	3	3	3	L
4/8	at Liberty		4.1	4	3	2	3	1	L

^Perfect Game

2024 Season

Date	Opponent	GS	IP	H	R	ER	BB	SO	DEC
2/09	vs. UNCG	*	5.0	3	5	5	1	11	W
2/11	at South Carolina	*	2.2	2	4	4	3	2	L
2/16	vs. Southern Indiana		4.2	2	1	0	1	11	W
2/17	at Alabama	*	6.0	4	3	3	4	7	L
2/18	vs. St. Thomas		0.1	0	0	0	0	1	-
2/23	Lehigh	*	5.0	1	0	0	0	14	W
2/25	Iowa State		6.0	1	0	0	2	9	W
3/01	vs. Boston College	*	7.0	1	1	1	2	8	L
3/03	vs. Boston College	*	7.0	4	0	0	1	6	W
3/08	at UNC	*	7.0	3	0	0	3	6	W
3/10	at UNC (Game 2)	*	3.2	2	3	3	6	4	L
3/12	at Maryland		0.2	0	0	0	1	2	-
3/15	vs. Syracuse	*	5.2	4	6	4	4	7	L
3/17	vs. Syracuse		3.0	1	0	0	1	6	-
3/19	vs. Rutgers		5.0	0	0	0	3	6	W
3/22	vs. Clemson		1.2	0	0	0	1	3	-
3/23	vs. Clemson	*	4.0	7	5	5	1	4	L
3/26	at Liberty		5.2	4	0	0	2	9	W
3/29	at Villanova	*	5.2	7	2	2	2	7	W
4/05	at Notre Dame		5.0	2	1	1	1	5	W
4/07	at Notre Dame		4.2	5	2	2	2	4	W
4/12	vs NC State	*	7.0	3	0	0	3	8	W
4/14	vs NC State	*	7.0	4	2	2	2	7	W
4/19	at Duke	*	9.0	6	0	0	6	9	-
4/20	at Duke-1		1.0	1	0	0	0	0	-
4/23	at Virginia Tech	*	1.2	5	4	4	1	2	L
5/9	vs. #23 Clemson		3.2	4	6	6	5	2	-
5/17	vs. #24 Miami (OH)	*	7.0	2	0	0	3	10	W
5/18	vs. #24 Miami (OH)	*	7.0	1	0	0	1	7	W
5/19	at. #3 Tennessee	*	2.0	4	5	5	2	2	L

2023 Season

Date	Opponent	GS	IP	H	R	ER	BB	SO	DEC
2/09	vs. Lamar University	*	7.0	0	0	0	3	9	W
2/10	at Sam Houston		2.0	2	0	0	1	3	S, 1
2/11	at Lamar University		2.0	0	0	0	3	4	S, 2
2/17	vs. #23 Maryland	*	7.0	3	2	2	4	7	L
2/19	vs. Minnesota	*	6.1	2	1	1	5	7	-
2/23	vs. Longwood		2.0	1	0	0	1	3	-
2/24	vs. UMES	*	6.0	3	2	2	3	7	W
2/26	vs. Howard	*	4.0	2	0	0	1	4	W
3/05	vs. George Mason	*	6.1	5	1	1	3	10	W
3/10	vs. Georgia Tech	*	4.2	4	4	4	2	7	L
3/11	vs. Ga. Tech - Gm. 2	*	7.0	3	0	0	2	4	W
3/18	at Clemson - Gm. 1	*	2.2	3	3	3	2	5	L
3/19	at Clemson		0.2	0	0	0	1	0	-
3/21	vs. Hofstra - Gm. 1	*	7.0	1	0	0	1	9	W
3/24	at Pittsburgh	*	5.0	4	0	0	2	2	W
3/25	at Pittsburgh		2.0	0	0	0	0	2	W
3/31	vs. North Carolina	*	7.0	3	0	0	3	4	W
4/02	vs. North Carolina	*	4.1	7	5	5	1	5	L
4/06	vs. #13 Virginia Tech	*	2.0	4	4	4	2	3	-
4/07	vs. #13 Virginia Tech		1.2	1	1	1	1	0	W
4/11	vs. Liberty	*	7.0	3	0	0	3	5	W
4/15	at #4 FSU - Gm. 1	*	5.1	7	3	3	4	3	W
4/18	vs. JMU	*	5.0	5	1	1	3	5	W
4/21	vs. Louisville		2.0	1	2	2	0	2	-
4/22	vs. Louisville	*	1.0	3	2	2	0	2	-
4/28	at Syracuse - Gm. 1	*	2.0	3	5	2	2	1	L
4/29	at Syracuse	*	1.0	1	4	4	3	1	L
5/02	at Longwood		0.2	1	0	0	0	1	-
5/10	vs. Syracuse		0.1	2	3	3	1	0	-



PITCHING CAREER LINES

20 - Ava Hodges - RHP - Fr.

Year	era	w-l	app	gs	cg	sho	sv	ip	h	r	er	bb	so	2b	3b	hr	bf	bavg	wp	hbp	bk	sfa	sha
2025	3.03	3-3	13	8	0	0/2	0	32.1	30	22	14	17	19	7	0	5	146	.238	3	0	0	2	1
TOTAL	3.03	3-3	13	8	0	0/2	0	32.1	30	22	14	17	19	7	0	5	146	.238	3	0	0	2	1

SEASON HIGHS

IP	5.0	vs. Penn (2/23)
H	5	vs. California (3/22)
R	7	at #8 FSU (4/6)
ER	3	2x-MR: vs. California (3/22)
BB	4	at #8 FSU (4/6)
K	4	vs. Penn (2/23)

CAREER HIGHS

IP	5.0	vs. Penn (2/23)
H	5	vs. California (3/22)
R	7	at #8 FSU (4/6)
ER	3	2x-MR: vs. California (3/22)
BB	4	at #8 FSU (4/6)
K	4	vs. Penn (2/23)

THE LAST TIME IN STARTS

0 ER.....	vs. Boston College-Gm1 (3/15/25)
Shutout.....	
Complete Game	
Worked 5+ inn	vs. Penn (2/23/25)
5+ K's.....	
No Walks.....	vs. Cal (3/22/25)
No-hitter	
Perfect Game	

THE LAST TIME IN RELIEF

0 ER.....	vs. Cornell (2/28/25)
Worked 3+ inn	vs. Seton Hall (3/1/25)
5+ K's.....	
No Walks.....	
Earned Save.....	

2025 Season

Date	Opponent	GS	IP	H	R	ER	BB	SO	DEC
2/7	at S. Carolina	*	1.2	3	1	1	2	0	-
2/8	vs. Toledo	*	3.1	2	1	1	1	0	-
2/14	vs. Auburn		2.0	1	0	0	1	1	-
2/15	vs. San Deigo State	*	3.0	3	3	1	0	2	L
2/23	Penn	*	5.0	3	0	0	1	4	W
2/28	Cornell		2.0	1	0	0	2	2	W
3/1	Seton Hall		4.0	3	2	2	3	2	W
3/7	at #17 Va. Tech		0.2	1	3	3	2	1	L
3/8	at #17 Va. Tech		3.0	2	1	1	0	2	-
3/15	Boston College-Gm1	*	3.0	1	0	0	0	0	-
3/22	California	*	2.1	5	3	3	0	2	-
3/30	at Notre Dame	*	1.2	3	1	1	1	2	-
4/6	at #8 FSU	*	0.2	2	7	1	4	1	L



PITCHING CAREER LINES

23 - Julia Cuzzo - RHP - So.

Year	era	w-l	app	gs	cg	sho	sv	ip	h	r	er	bb	so	2b	3b	hr	bf	bavg	wp	hbp	bk	sfa	sha
2024	4.13	2-1	11	4	0	0/0	1	20.1	23	15	12	12	13	4	0	4	97	.284	1	1	0	2	1
2025	2.75	4-1	14	10	0	0/3	0	35.2	33	14	14	16	24	1	0	2	158	.254	3	6	0	1	5
TOTAL	3.25	6-2	25	14	0	0/3	1	56.0	56	29	26	28	37	5	0	6	255	.265	4	7	0	3	6

SEASON HIGHS

IP	5.0	vs. California (3/22)
H	6	at Notre Dame (3/28)
R	3	2x-MR: at Notre Dame (3/29)
ER	3	2x-MR: at Notre Dame (3/29)
BB	2	4x-MR: vs. Maryland (4/1)
K	4	2x-MR vs. Longwood (3/4)

CAREER HIGHS

IP	5.0	vs. California (3/22/25)
H	4	2x-MR: vs. California (3/22/25)
R	4	2x-MR: vs. Clemson (3/22/24)
ER	4	2x-MR: vs. Clemson (3/22/24)
BB	5	at South Carolina (2/10/24)
K	4	2x-MR: vs. Longwood (3/4/250)

THE LAST TIME IN STARTS

0 ER.....	vs. JMU (3/11/25)
Shutout.....	
Complete Game.....	
Worked 5+ inn	
5+ K's.....	
No Walks.....	vs. Clemson (3/22/24)
No-hitter	
Perfect Game	

THE LAST TIME IN RELIEF

0 ER.....	at #8 FSU (4/6/25)
Worked 3+ inn	vs. California (3/22/25)
5+ K's.....	
No Walks.....	vs. Boston College (3/02/24)
Earned Save.....	vs. Boston College (3/02/24)

2025 Season

Date	Opponent	GS	IP	H	R	ER	BB	SO	DEC
2/22	Penn	*	3.0	2	1	1	1	2	-
2/24	Longwood	*	4.0	3	0	0	1	4	W
2/28	Seton Hall	*	2.0	1	1	1	1	1	-
3/2	Hofstra	*	3.0	1	1	1	2	1	W
3/4	Longwood		2.0	1	0	0	2	4	W
3/8	at #17 Va. Tech	*	1.0	3	2	2	1	1	L
3/11	JMU	*	2.0	3	0	0	0	2	-
3/15	Boston College-Gm2	*	2.0	2	1	1	1	2	-
3/22	California		5.0	4	0	0	1	2	W
3/28	at Notre Dame	*	3.0	6	3	3	2	2	-
3/29	at Notre Dame		4.0	3	3	3	1	0	-
4/1	Maryland	*	1.0	1	1	1	2	2	-
4/5	at #8 FSU	*	2.1	2	1	1	1	1	-
4/6	at #8 FSU		1.1	1	0	0	0	0	-

2024 Season

Date	Opponent	GS	IP	H	R	ER	BB	SO	DEC
2/09	vs. UNCG		2.0	1	0	0	1	3	-
2/09	vs. Jacksonville St.		1.0	1	0	0	2	1	-
2/10	vs. UNCG		2.0	1	1	0	1	2	-
2/10	at South Carolina		2.2	4	4	4	5	3	L
2/16	at Alabama		2.2	3	1	1	1	0	-
2/17	vs. Southern Indiana *		0.1	0	0	0	0	0	-
2/27	at Radford	*	2.0	1	1	0	0	1	-
3/02	Boston College		1.1	2	0	0	0	2	W
3/10	at UNC (Game 2)		1.1	3	3	3	2	0	-
3/16	Syracuse	*	4.0	2	1	0	0	1	W
3/22	Clemson	*	1.0	5	4	4	0	0	-



PITCHING CAREER LINES

26 - Savannah Henley - LHP - Gr.

Year	era	w-l	app	gs	cg	sho	sv	ip	h	r	er	bb	so	2b	3b	hr	bf	bavg	wp	hbp	bk	sfa	sha
2021*	3.18	5-7	22	11	4	1/0	0	72.2	73	47	33	37	56	15	2	4	338	.259	8	8	0	1	10
2022	5.14	6-7	19	8	0	0/0	0	49.0	61	43	36	28	38	15	5	5	235	.305	5	3	0	2	2
2023	3.55	1-2	19	3	1	0/3	2	43.1	53	23	22	12	40	8	1	6	192	.298	2	1	0	0	1
2024	1.65	3-0	10	6	1	0/1	1	34.0	23	11	8	12	37	4	0	1	136	.189	2	1	0	0	1
2025	3.17	8-2	22	6	1	0/4	1	66.1	69	35	30	36	68	13	1	1	307	.266	7	4	0	1	7
TOTAL	3.49	18-11	70	23	3	0/8	4	192.2	206	112	96	88	183	40	7	13	870	.271	16	9	0	3	11

SEASON HIGHS

IP	8.0	vs. #5 Texas A&M (2/15)
H	7	vs. California (3/23)
R	5	2x-MR: vs. California (3/23)
ER	5	vs. California (3/23)
BB	4	vs. #4 UCLA (2/16)
K	9	2x-MR: vs. Longwood (3/4)

CAREER HIGHS

IP	8.0	vs. #5 Texas A&M (2/15)
H	7	4x-MR at SU - Gm. 2 (4/28/23)
R	6	at Iowa (2/28/21)
ER	5	5x, MR vs. California (3/22/25)
BB	5	2x-Mr: at USC (2/11/22)
K	13	at Minnesota (4/3/21)

THE LAST TIME IN STARTS

0 ER.....	vs. Longwood (3/4/25)
Shutout.....	at Minnesota (4/3/21)
Complete Game.....	vs. #5 TAMU (2/15/25)
Worked 5+ inn	vs. Longwood (3/4/25)
5+ K's.....	vs. Longwood (3/4/25)
No Walks.....	at UNC-Game 1 (3/10/24)
No-hitter	
Perfect Game	

THE LAST TIME IN RELIEF

0 ER.....	vs. California (3/22/25)
Worked 3+ inn	vs. California (3/23/25)
5+ K's.....	vs. JMU (3/11/25)
No Walks.....	vs. California (3/22/25)
Earned Save.....	vs. Longwood (3/4/25)

2025 Season

Date	Opponent	GS	IP	H	R	ER	BB	SO	DEC
2/6	at S. Carolina		3.1	5	5	4	3	4	-
2/7	vs. ECU	*	5.0	3	0	0	1	5	W
2/8	vs. Toledo		0.1	1	0	0	0	1	-
2/13	vs. #23 Kentucky		3.0	1	0	0	1	2	W
2/15	vs. #5 Texas A&M	*	8.0	6	4	3	1	9	L
2/16	vs. #4 UCLA		4.1	6	2	2	4	4	W
2/22	DELAWARE		4.0	5	1	1	2	3	W
2/24	LONGWOOD		1.0	0	0	0	1	3	-
2/28	CORNELL		2.0	1	0	0	0	1	-
2/28	SETON HALL		1.2	3	1	1	1	0	-
3/2	HOFSTRA		2.0	0	0	0	1	2	-
3/4	LONGWOOD	*	5.0	2	0	0	2	9	S, 1
3/7	at #17 Va. Tech		0.1	4	1	1	0	1	-
3/9	at #17 Va. Tech	*	3.0	5	2	2	2	2	-
3/11	JMU		5.0	3	0	0	2	5	W
3/14	Boston College		3.0	4	1	1	2	1	W
3/15	Boston College-Gm2		3.1	1	2	1	2	3	W
3/21	California	*	4.0	5	3	3	2	4	W
3/22	California		0.2	1	2	0	0	1	-
3/23	California		3.2	7	5	5	2	2	-
3/29	at Notre Dame	*	2.0	5	4	4	3	2	L
4/1	Maryland		1.2	1	2	2	4	3	-

2024 Season

Date	Opponent	GS	IP	H	R	ER	BB	SO	DEC
2/09	vs. Jacksonville St.	*	6.0	5	3	2	1	4	W
2/11	at South Carolina		3.1	4	3	3	3	4	-
2/16	vs. Southern Indiana	*	2.1	3	1	1	3	4	-
2/17	vs. Southern Indiana		3.0	3	1	1	0	4	-
2/24	Lehigh	*	4.0	1	0	0	1	3	W
2/25	Iowa State	*	3.0	1	0	0	2	3	-
2/27	at Radford		2.0	1	1	1	1	4	-
3/02	vs. Boston College		2.1	2	1	0	0	5	-
3/05	at Longwood	*	7.0	2	1	0	1	5	W
3/10	at UNC (Game 1)	*	1.0	1	0	0	0	1	-

2023 Season

Date	Opponent	GS	IP	H	R	ER	BB	SO	DEC
2/09	at Houston		1.0	1	0	0	3	1	-
2/10	at Sam Houston		0.1	0	0	0	0	0	-
2/18	vs. #23 Maryland		1.0	2	2	2	0	2	-
2/28	vs. Radford - Gm. 1		2.0	0	0	0	0	3	-
3/07	at Liberty		1.0	0	0	0	0	3	-
3/10	vs. Georgia Tech		1.0	3	0	0	0	0	-
3/18	at Clemson - Gm. 1		3.1	1	1	1	2	6	-
3/21	vs. Hofstra - Gm. 2		1.1	0	0	0	0	2	-
3/26	at Pittsburgh	*	1.0	3	2	2	1	1	-
4/06	vs. #13 Virginia Tech		2.2	4	1	1	1	2	-
4/08	vs. #13 Virginia Tech		2.1	4	1	1	1	1	-
4/14	at #4 Florida State		4.2	6	5	5	2	2	L
4/15	at #4 FSU - Gm. 1		1.1	2	0	0	0	1	-
4/22	vs. Louisville		4.0	6	2	1	1	6	-
4/23	vs. Louisville		4.1	5	0	0	0	3	-

2022 Season

Date	Opponent	GS	IP	H	R	ER	BB	SO	DEC
2/10	at Charlotte	*	1.0	4	5	5	3	1	L
2/11	at South Carolina	*	4.2	6	2	2	5	6	L
2/13	vs. North Carolina	*	5.0	5	3	3	0	3	L
2/18	vs. Sacred Heart	*	2.1	5	5	3	1	2	L
2/19	at Charleston So.		2.1	0	0	0	1	1	-
2/25	vs. Bucknell		3.2	2	0	0	1	1	W
2/26	vs. Towson		2.0	2	2	2	1	2	W
2/27	at UNC		1.0	2	1	1	0	1	-
3/4	vs. South Alabama		1.2	2	0	0	0	2	-W
3/4	at #18 Tennessee		2.2	7	5	5	1	2	L
3/8	Maryland	*	3.0	2	2	1	2	1	W
3/11	#24 Notre Dame		1.1	1	2	0	3	0	W
3/19	at NC State	*	3.1	2	2	1	5	5	-
3/22	Liberty		3.0	3	1	1	0	2	-
3/26	at Boston College		3.2	4	2	2	2	1	-
3/29	Longwood	*	2.0	3	2	2	0	1	L
4/2	#2 Florida State	*	1.1	4	5	5	2	1	L
4/9	#13 Duke - Gm 1		2.2	3	3	1	2	3	-
5/24	vs. Central Ark.		2.1	3	1	1	1	1	-

2021 Season

Date	Opponent	GS	IP	H	R	ER	BB	SO	DEC
2/26	vs. Michigan	*	7.0	5	4	0	5	1	L
2/27	vs. Penn State		0.2	3	2	2	1	1	-
2/28	vs. Rutgers	*	0.2	1	1	0	3	1	-
3/11	vs. Maryland		1.1	1	0	0	0	2	-
3/12	vs. Maryland	*	3.0	3	3	3	0	1	L
3/13	vs. Nebraska		1.1	5	3	3	0	1	-
3/27	Iowa		5.1	3	2	1	2	5	-
3/28	Iowa	*	3.2	7	6	1	2	2	L
4/3	at Minnesota	*	7.0	1	0	0	4	13	W
4/4	at Minnesota		1.0	1	0	0	0	2	-
4/9	Indiana	*	2.1	1	0	0	2	4	-
4/10	Indiana	*	7.0	6	4	4	1	3	L
4/17	at Illinois	*	6.0	5	4	3	2	4	L
4/23	at Michigan State		2.2	4	2	2	0	3	-
4/23	at Michigan State		2.2	5	2	2	1	0	W
4/24	at Michigan State		6.0	3	2	0	2	7	W
4/25	at Michigan State		4.0	5	1	1	1	5	L
4/30	Ohio State	*	1.2	1	4	4	4	0	L
5/1	Ohio State		1.2	1	0	0	2	0	-
5/2	Ohio State	*	4.1	7	2	2	1	2	W
5/7	Northwestern	*	1.2	3	3	3	2	0	-
5/14	at Wisconsin		1.2	4	2	2	0	0	-



GAMES PLAYED		DOUBLES		SLUGGING PERCENTAGE		STOLEN BASES		
1.	Meg Young (2001)	69	1.	Sara Larquier (2005)	19	1.	Giannina Cipolloni (2011)	32
2.	Jill Bumler (2001)	68		Jenn Wynn (2004)	19	2.	Giannina Cipolloni (2012)	31
	Heather Field (2001)	68		Jamie Hahn (1996)	19	3.	Elea Crockett (2005)	24
	Ruby Rojas (2001)	68	4.	Sara Larquier (2004)	18		Kelly McCabe (2000)	24
5.	Kristen Dennis (2002)	67		Kristen Dennis (2002)	18	5.	Meaghan Young (2001)	23
	Heather Field (2002)	67	6.	Hayley Busby (2019)	17		Lori Reese (1999)	23
7.	Stacy Holmes (1998)	66		Meg Young (2001)	17	7.	Kelly Ayer (2023)	22
	Lori Reese (1998)	66	8.	Heather Field (2003)	16		Jade Hylton (2023)	22
	Meaghan Young (1998)	66		Ruby Rojas (2003)	16	9.	Natalie Annis (1994)	21
	Corinne Good (1998)	66		Meg Young (2000)	16		Mayrose Sullivan (1980)	21
	Corinne Good (1998)	66		Kristen Dennis (1999)	16			
	Corinne Good (1998)	66		Allison Davis (2015)	16			
GAMES STARTED (SINCE 1993)			TRIPLES			HITTING STREAKS (SINCE 2000)		
1.	Meg Young (2001)	69	1.	Meg Young (1998)	9	1	Macee Eaton (2025)	18
2.	Jill Bumler (2001)	68	2.	Jamie Hahn (1995)	8	2.	Lacy Smith (2019)	16
	Heather Field (2001)	68	3.	Sara Larquier (2005)	7	3.	Kristen Dennis (2001)	14
	Ruby Rojas (2001)	68		Jessica Taylor (2004)	7		Hayley Busby (2019)	14
5.	Kristen Dennis (2002)	67		Meg Young (2000)	7	5.	Jade Hylton (2025)	13
	Heather Field (2002)	67		Eileen Schmidt (1993)	7		Katie Park (2017)	13
7.	Stacy Holmes (1998)	66		Missy Mikolajczak (1990)	7		Elea Crockett (2004)	13
	Lori Reese (1998)	66		Marybeth Daucher (1985)	7		Heather Field (2002)	13
	Meaghan Young (1998)	66		Marybeth Daucher (1983)	7	9.	Kelly Ayer (2023)	12
10.	Meaghan Young (2000)	65		Marybeth Daucher (1982)	7		Marcy Bowdren (2013)	12
	Corinne Good (1998)	65					Sara Larquier (2004)	12
							Jenn Wynn (2004)	12
							Ruby Rojas (2001)	12
							Lori Reese (1999)	12
AT BATS			HOME RUNS			EXTRA BASE HITS		
1.	Meg Young (2001)	231	1.	Lacy Smith (2019)	15	1.	Sara Larquier (2005)	34
2.	Meg Young (2000)	227	2.	Jade Hylton (2024)	14	2.	Kristen Dennis (2002)	33
3.	Kelly McCabe (2002)	218	3.	Kristen Dennis (2002)	13	3.	Sara Larquier (2004)	31
4.	Meg Young (1998)	214	4.	Tori Gilbert (2022)	12	4.	Lacy Smith (2019)	30
5.	Stacy Holmes (1998)	211		Katie Goldberg (2022)	12		Hayley Busby (2019)	30
6.	Sara Larquier (2005)	210		Nicole Koren (2010)	12	6.	Allison Davis (2015)	29
7.	Meg Young (1999)	209		Nicole Koren (2009)	12	7.	Sara Larquier (2003)	28
8.	Jessica Taylor (2005)	204		Sara Larquier (2003)	12	8.	Meg Young (2001)	27
9.	Sara Larquier (2004)	197	9.	Jade Hylton (2025)	11	9.	Meg Young (2000)	26
	Ruby Rojas (2001)	197		Hayley Busby (2019)	11	10.	Heather Field (2004)	25
				Allison Davis (2018)	11		Heather Field (2003)	25
				Sarah Tacke (2009)	11		Kristen Dennis (2001)	25
				Kelly Haller (2007)	11			
				Ruby Rojas (2002)	11			
				Kristen Dennis (2001)	11			
BATTING AVERAGE			RUNS BATTED IN			MULTIPLE HIT GAMES (SINCE 1999)		
1.	Jamie Hahn (1996)	.424	1.	Kristen Dennis (2002)	58	1.	Meg Young (2001)	27
2.	Kristen Dennis (2002)	.417	2.	Sara Larquier (2005)	54	2.	Ruby Rojas (2001)	24
3.	Lacy Smith (2019)	.414	3.	Sara Larquier (2003)	51	3.	Katie Park (2017)	22
4.	Mary Henry (1981)	.412	4.	Sara Larquier (2004)	49	4.	Sara Larquier (2005)	21
5.	Kelly Haller (2007)	.409		Kristen Dennis (2001)	49		Sara Larquier (2004)	21
6.	Ruby Rojas (2001)	.401	6.	Macee Eaton (2025)	48		Lori Reese (1999)	21
7.	Karen Turner (1985)	.395	7.	Kelly Haller (2007)	47	7.	Hayley Busby (2019)	20
8.	Hayley Busby (2019)	.388		Kathy Stevenson (1985)	47		Allison Davis (2018)	20
9.	Eileen Schmidt (1993)	.384	9.	Lacy Smith (2019)	43		Elea Crockett (2005)	20
10.	Katie Park (2017)	.382		Sarah Tacke (2010)	43			

Bold indicates active player



INDIVIDUAL SINGLE SEASON RECORDS PITCHING & FIELDING

EARNED RUN AVERAGE

1. Kristyn Abel (1989)	0.54
2. Lisa Palmer (1989)	0.70
3. Michelle Collins (1991)	0.82
4. Kristyn Abel (1991)	0.89
5. Michelle Collins (1993)	0.95
6. Kristen Dennis (2002)	0.97
7. Kristyn Abel (1990)	0.97
8. Lisa Palmer (1987)	0.98
9. Lisa Palmer (1988)	1.06
10. Lisa Palmer (1986)	1.07

WINS

1. Melanie Mitchell (2010)	27
Lisa Palmer (1988)	27
3. Michelle Collins (1994)	25
Lisa Palmer (1989)	25
5. Kristen Dennis (2002)	24
6. Michelle Collins (1993)	23
7. Kristyn Abel (1992)	22
8. Stacey Zagol (1998)	19
Melanie Mitchell (2012)	19
10. Kristen Dennis (2001)	18

STRIKEOUTS

1. Michelle Collins (1994)	335
2. Melanie Mitchell (2010)	295
3. Kristen Dennis (2002)	293
4. Michelle Collins (1993)	284
5. Melanie Mitchell (2012)	278
6. Melanie Mitchell (2013)	270
7. Melanie Mitchell (2011)	258
8. Stacey Zagol (1998)	201
9. Kristen Dennis (2001)	200
Michelle Collins (1995)	200

PITCHING APPEARANCES

1. Aimee Chapdelaine (2014)	49
2. Melanie Mitchell (2010)	47
3. Erika Osherow (2018)	45
4. Erika Osherow (2017)	44
5. Erika Osherow (2016)	42
Karla Wilburn (2007)	42
7. Melanie Mitchell (2011)	41
Kristen Dennis (2002)	41
Stacey Zagol (1998)	41
Michelle Collins (1994)	41
Coty Tolar (2007)	41
Eileen Schmidt (1994)	41

PITCHING GAMES STARTED

1. Aimee Chapdelaine (2014)	46
2. Melanie Mitchell (2010)	44
3. Melanie Mitchell (2011)	37
4. Lisa Palmer (1989)	36
5. Michelle Collins (1994)	35
6. Lisa Palmer (1988)	34
7. Melanie Mitchell (2013)	32
8. Stacey Zagol (1998)	31
Erika Osherow (2017)	31
Melanie Mitchell (2012)	31

INNINGS PITCHED

1. Melanie Mitchell (2010)	286.2
2. Michelle Collins (1994)	271.1
3. Lisa Palmer (1988)	270.0
4. Lisa Palmer (1989)	250.0
5. Stacey Zagol (1998)	239.1
6. Melanie Mitchell (2011)	225.2
7. Kristen Dennis (2002)	217.0
Melanie Mitchell (2013)	217.0
9. Erika Osherow (2016)	214.2
10. Michelle Collins (1993)	212.2
Melanie Mitchell (2012)	212.2

COMPLETE GAMES

1. Melanie Mitchell (2010)	34
2. Lisa Palmer (1988)	33
Michelle Collins (1994)	33
4. Lisa Palmer (1989)	31
5. Stacey Zagol (1998)	29
Michelle Collins (1993)	29
7. Melanie Mitchell (2012)	28
Melanie Mitchell (2011)	28
9. Melanie Mitchell (2013)	27
10. Kristyn Abel (1992)	24

SHUTOUTS

1. Lisa Palmer (1989)	14
2. Michelle Collins (1993)	13
3. Kristyn Abel (1989)	12
Kristyn Abel (1992)	12
Lisa Palmer (1988)	12
6. Michelle Collins (1994)	11
7. Kristen Dennis (2002)	9
8. Melanie Mitchell (2011)	8
Melanie Mitchell (2010)	8
Stacey Zagol (1998)	8

SAVES

1. Madison Harris (2022)	6
2. Coty Tolar (2006)	5
3. Eden Bigham (2025)	4
Eden Bigham (2024)	4
Erin Horn (2006)	4
6. Mikayla Houge (2021)	3
Allyson Frei (2019)	3
Whitney Holstun (2008)	3
Joanna Barstad (2004)	3
Christina Grimm (2003)	3

PUTOUTS

1. Amy Peay (1998)	492
2. Hannah Owings (2004)	432
3. Danni Ingraham (2017)	377
4. Kim Brower (1986)	375
5. Danni Ingraham (2018)	374
6. Brit Gore (2001)	363
7. Lauren McCaskey (2010)	355
8. Margaret Lluy (1985)	354
9. Hannah Owings (2002)	353
10. Kelly Ritch (1995)	344
Lauren McCaskey (2008)	344

ASSISTS

1. Lisa Palmer (1989)	221
2. Lisa Palmer (1986)	204
3. Sara Larquier (2005)	163
4. Heather Field (2004)	153
5. Jill Bumler (2001)	150
6. Lori Reese (1998)	146
7. Sara Larquier (2004)	145
8. Hayley Busby (2018)	144
8. Karen Breshears (1998)	143
9. Stacy Holmes (1998)	141
10. Heather Field (2001)	137

TOTAL FIELDING CHANCES

1. Amy Peay (1998)	517
2. Hannah Owings (2004)	477
3. Kim Brower (1986)	412
4. Britton Gore (2001)	399
5. Danni Ingraham (2018)	396
Danni Ingraham (2017)	396
6. Hannah Owings (2002)	388
7. Eileen Schmidt (1994)	387
8. Lisa Palmer (1989)	384
9. Kelly Ritch (1995)	382
Margaret Lluy (1985)	382

FIELDING PERCENTAGE (Min 150 Chances)

1. Allison Pittman (2011)	1.000
2. Leah Boggs (2023)	.997
3. Michelle Salmiery (2006)	.996
4. Lauren McCaskey (2010)	.995
5. Megan Harris (2014)	.994
6. Margaret Lluy (1983)	.993
7. Danni Ingraham (2016)	.993
8. Danni Ingraham (2017)	.992
9. Hannah Owings (2004)	.992
10. Leah Boggs (2022)	.991
Beth Crimi (1998)	.991

DOUBLE PLAYS (Since 2000)

1. Megan Harris (2014)	24
2. Hannah Owings (2004)	21
3. Danni Ingraham (2018)	20
4. Danni Ingraham (2017)	17
5. Hayley Busby (2018)	15
6. Hannah Owings (2003)	14
7. Arizona Ritchie (2021)	13
Ashlee Davis (2018)	13
Sara Larquier (2004)	13
Heather Field (2004)	13

OUTFIELD ASSISTS (Since 2000)

1. Iyana Hughes (2017)	10
2. Allison Davis (2018)	7
Jessica Taylor (2005)	7
4. Kate Covington (2018)	6
Jackie Greer (2004)	6
6. Valerie Sevilla (2002)	5
Giannina Cipolloni (2011)	5
8. Allison Davis (2016)	4
Iyana Hughes (2015)	4
Lindsey Preuss (2008)	4
Jessica Taylor (2006)	4
Lauren Dennis (2005)	4
Johanna Kaiser (2003)	4
Katie Weinberg (2003)	4

Statistical Notes

-Games played data for the 1988 season is unavailable
-Individual fielding statistics are unavailable for 1980-81, 87-88 seasons
-Stolen base attempt data unavailable from 1980-85, 1989 & 1991
-Pitching statistics including complete games, shutouts and runs unavailable 1980-81, 1984-85
-ERA unavailable for 1980-81 seasons



INDIVIDUAL CAREER RECORDS HITTING

GAMES PLAYED

1. Heather Field (2001-04)	262
2. Meg Young (1998-01)	261
3. Ruby Rojas (2000-03)	256
4. Kristen Dennis (1999-02)	251
5. Sara Larquier (2003-06)	244
6. Hannah Owings (2001-04)	240
7. Jessica Taylor (2003-06)	234
8. Katie Weinberg (2000-03)	223
Corinne Good (1997-00)	223
10. Elea Crockett (2004-07)	222

DOUBLES

1. Kristen Dennis (1999-02)	58
2. Sara Larquier (2003-06)	55
3. Meg Young (1998-01)	51
4. Ruby Rojas (2000-03)	50
5. Heather Field (2001-04)	48
6. Jenn Wynn (2002-05)	45
7. Allison Davis (2015-18)	44
8. Lori Reese (1996-99)	40
9. Beth Crimi (1995-98)	39
10. Jamie Hahn (1993-96)	38

WALKS

1. Heather Field (2001-04)	153
2. Kristen Dennis (1999-02)	144
3. Hannah Owings (2001-04)	85
4. Allison Davis (2015-18)	79
Ruby Rojas (2000-03)	79
6. Sarah Tacke (2007-10)	78
7. Giannina Cipolloni (2009-12)	77
8. Iyana Hughes (2014-17)	70
9. Missy Mikolajczak (1988-91)	69
10. Sarah Coon (2021-Present)	68
Elysa Calderone (1993-96)	68

HIT BY PITCH

1. Sarah Tacke (2007-10)	37
2. Allison Davis (2015-18)	26
3. Kristen Hawkins (2010-12)	25
4. Sarah Coon (2021-Present)	25
5. Ruby Rojas (2000-03)	24
6. Eileen Schmidt (1991-94)	23
7. Brooke Sorber (2004-07)	21
8. Shelby Barbee (2022-24)	17
9. Jessica Taylor (2003-06)	16
Alexa Martinez (2010-12)	16

GAMES STARTED (SINCE 1993)

1. Heather Field (2001-04)	262
2. Meg Young (1998-01)	261
3. Ruby Rojas (2000-03)	250
Kristen Dennis (1999-02)	250
5. Sara Larquier (2003-06)	243
6. Hannah Owings (2001-04)	238
7. Jessica Taylor (2003-06)	232
8. Corinne Good (1997-00)	219
9. Elea Crockett (2004-07)	216
10. Alex Skinkis (2010-13)	210
Giannina Cipolloni (2009-12)	210

TRIPLES

1. Meg Young (1998-01)	24
2. Marybeth Daucher (1982-85)	23
3. Elea Crockett (2004-07)	16
Missy Mikolajczak (1988-91)	16
Carol O'Neal (1984-87)	16
Jessica Taylor (2003-06)	16
Giannina Cipolloni (2009-12)	16
8. Sara Larquier (2003-06)	15
Heather Field (2001-04)	15
Eileen Schmidt (1991-94)	15

EXTRA BASE HITS

1. Sara Larquier (2003-06)	105
2. Kristen Dennis (1999-02)	94
3. Heather Field (2001-04)	87
4. Meg Young (1998-01)	83
5. Ruby Rojas (2000-03)	81
6. Jade Hylton (2023-Present)	73
Sarah Tacke (2007-10)	73
8. Giannina Cipolloni (2009-12)	67
9. Tori Gilbert (2019-23)	63
10. Katie Park (2014-17)	60
Allison Davis (2015-)	60

ON-BASE PERCENTAGE (MIN 200 AB)

1. Kelly Haller (2007-08)	.473
2. Kristen Dennis (1999-02)	.470
3. Heather Field (2001-04)	.460
4. Sarah Tacke (2006-10)	.432
5. Eileen Schmidt (1991-94)	.416
6. Ruby Rojas (2000-03)	.412
7. Allison Davis (2015-18)	.411
8. Gigi Grover (1980-83)	.406
9. Karen Sock (1991-92)	.399
10. Erica Cipolloni (2011-13)	.395

AT-BATS

1. Meg Young (1998-01)	881
2. Sara Larquier (2003-06)	751
3. Heather Field (2001-04)	742
4. Ruby Rojas (2000-03)	726
5. Kristen Dennis (1999-02)	703
6. Jessica Taylor (2003-06)	684
7. Elea Crockett (2004-07)	667
8. Hannah Owings (2001-04)	658
9. Allison Davis (2015-18)	657
10. Danni Ingraham (2015-18)	652

HOME RUNS

1. Jade Hylton (2023-Present)	35
Sara Larquier (2003-06)	35
3. Tori Gilbert (2019-2023)	34
4. Danni Ingraham (2015-18)	33
5. Sarah Tacke (2007-10)	30
Lacy Smith (2016-19)	29
Allison Davis (2015-18)	29
Kristen Dennis (1999-02)	29
8. Ruby Rojas (2000-03)	25
10. Katie Goldberg (2020-23)	24
Nicole Koren (2007-10)	24
Heather Field (2001-04)	24

MULTIPLE HIT GAMES (SINCE 1999)

1. Meg Young (1998-01)	86
2. Kristen Dennis (1999-02)	70
3. Sara Larquier (2003-06)	68
4. Heather Field (2001-04)	63
5. Allison Davis (2015-18)	60
Ruby Rojas (2000-03)	59
7. Elea Crockett (2004-07)	51
8. Jessica Taylor (2003-06)	48
9. Lori Reese (1996-99)	47
10. Katie Park (2014-17)	45

STOLEN BASES

1. Giannina Cipolloni (2009-12)	89
2. Heather Field (2001-04)	65
3. Alison Pittman (2008-11)	60
4. Taylor Williams (2010-13)	54
5. Elea Crockett (2004-07)	52
Jessica Taylor (2003-06)	52
Kelly McCabe (1998-02)	52
8. Meg Young (1998-01)	48
9. Jade Hylton (2023-Present)	47
10. Kelly Ayer (2022-Present)	45

BATTING AVERAGE (MIN 200 AB)

1. Kristen Dennis (1999-02)	255-703	.363
2. Kelly Haller (2007-08)	101-281	.359
3. Heather Field (2001-04)	254-742	.342
4. Ruby Rojas (2000-03)	241-726	.332
5. Sara Larquier (2003-06)	249-751	.332
6. Allison Davis (2015-18)	217-657	.330
7. Karen Sock (1991-92)	70-211	.327
8. Meg Young (1998-01)	285-881	.323
9. Paloma Vanderzanden (1994-96)	117-363	.322
10. Marybeth Daucher (1982-85)	137-427	.321

RUNS BATTED IN

1. Sara Larquier (2003-06)	181
2. Kristen Dennis (1999-02)	158
3. Ruby Rojas (2000-03)	141
4. Heather Field (2001-04)	140
5. Sarah Tacke (2007-10)	125
6. Allison Davis (2015-18)	111
7. Danni Ingraham (2015-18)	107
8. Hannah Owings (2001-04)	106
9. Eileen Schmidt (1991-94)	102
10. Jade Hylton (2023-Present)	101

MULTIPLE RBI GAMES (SINCE 1999)

1. Sara Larquier (2003-06)	40
2. Ruby Rojas (2000-03)	39
3. Heather Field (2001-04)	37
4. Allison Davis (2015-18)	29
Hannah Owings (2001-04)	29
6. Danni Ingraham (2015-18)	28
7. Jade Hylton (2023-Present)	25
8. Tori Gilbert (2019-23)	23
Katie Park (2014-17)	23
Jenn Wynn (2002-05)	21

STOLEN BASE PCT. (MIN 30 ATT)

1. Iyana Hughes (2014-17)	39-43	.907
2. Giannina Cipolloni (2009-12)	89-100	.890
3. Tori Gilbert (2019-23)	28-32	.875
4. Elysa Calderone (1993-96)	35-41	.854
5. Meghan O'Leary (2005-08)	27-32	.844
6. Bailey Winscott (2019-22)	25-30	.833
Allison Pittman (2008-11)	60-72	.833
8. Lori Reese (1996-99)	34-41	.829
9. Kelly McCabe (1998-02)	52-66	.788
10. Sara Larquier (2003-06)	35-45	.778

*Since 1992

RUNS

1. Heather Field (2001-04)	178
2. Meg Young (1998-01)	149
3. Ruby Rojas (2000-03)	147
4. Allison Davis (2015-18)	146
5. Elea Crockett (2004-07)	136
6. Elysa Calderone (1993-96)	135
7. Sara Larquier (2003-06)	126
8. Jessica Taylor (2003-06)	119
9. Kristen Dennis (1999-02)	114
10. Jade Hylton (2023-Present)	112
Kelly McCabe (1998-02)	112

TOTAL BASES

1. Sara Larquier (2003-06)	439
2. Kristen Dennis (1999-02)	414
3. Meg Young (1998-01)	408
4. Heather Field (2001-04)	404
5. Ruby Rojas (2000-03)	378
6. Allison Davis (2015-18)	370
7. Danni Ingraham (2015-18)	313
8. Sarah Tacke (2006-10)	301
9. Jade Hylton (2023-Present)	284
10. Katie Park (2014-17)	277
Marcy Bowdren (2011-14)	277

SACRIFICE HITS (Since 1992)

1. Amy Peay (1997-00)	54
2. Jessica Taylor (2003-06)	43
3. Paloma Vanderzanden (1994-96)	42
4. Heather Field (2001-04)	39
Corrine Good (1997-00)	39
6. Karen Breshears (1998-00)	34
Lauren McCaskey (2008-11)	34
8. Joanna Kaiser (2000-03)	33
9. Elea Crockett (2004-07)	31
10. Natalie Annis (1991-94)	30

SACRIFICE FLIES (Since 1992)

1. Bella Cabral (2024-Present)	11
Giannina Cipolloni (2009-12)	11
2. Tori Gilbert (2019-23)	8
Kaitlin Fitzgerald (2015-17)	8
Megan Harris (2012-15)	8
Sara Larquier (2003-06)	8
6. Hannah Owings (2001-04)	7
Kristen Dennis (1999-02)	7
8. Katie Park (2014-17)	6
Elysa Calderone (1993-96)	6
Eileen Schmidt (1991-94)	6

HITS

1. Meg Young (1998-01)	285
2. Kristen Dennis (1999-02)	255
3. Heather Field (2001-04)	254
4. Sara Larquier (2003-06)	249
5. Ruby Rojas (2000-03)	241
6. Allison Davis (2015-18)	217
7. Elea Crockett (2004-07)	204
8. Jessica Taylor (2003-06)	199
9. Hannah Owings (2001-04)	192
10. Elysa Calderone (1993-96)	186

SLUGGING PERCENTAGE (MIN 200 AB)

1. Hayley Busby (2018-19)	.592
2. Kristen Dennis (1999-02)	.589
3. Sarah Tacke (2006-10)	.586
4. Sara Larquier (2003-06)	.585
5. Allison Davis (2015-18)	.563
6. Marybeth Daucher (1982-85)	.553
7. Kelly Haller (2007-08)	.552
8. Heather Field (2001-04)	.544
9. Lacy Smith (2016-19)	.543
10. Tori Gilbert (2019-23)	.521
Ruby Rojas (2000-03)	.521



INDIVIDUAL CAREER RECORDS PITCHING & FIELDING

EARNED RUN AVERAGE (MIN 200 IP)

1. Kristyn Abel (1989-92)	650.1 IP	0.93
2. Lisa Palmer (1986-89)	861.2 IP	0.94
3. Michelle Collins (1991, 93-95)	761.2 IP	1.04
4. Kristen Dennis (1999-02)	612.0 IP	1.36
5. Kerry Lewis (1990-93)	376.0 IP	1.47
6. Marybeth Daucher (1982-85)	504.2 IP	1.79
7. Stacey Zagol (1997-00)	621.2 IP	1.91
8. Christina Quinn (1997-00)	488.2 IP	1.95
9. Terri Troiano (1982-85)	428.1 IP	2.17
10. Erin Horn (2003-06)	645.2 IP	2.35

WINS

1. Melanie Mitchell (2010-13)	79
2. Lisa Palmer (1986-89)	74
3. Michelle Collins (1991, 93-95)	72
4. Kristyn Abel (1989-92)	70
5. Erin Horn (2003-06)	61
6. Kristen Dennis (1999-02)	57
7. Stacey Zagol (1997-00)	48
8. Chrissy Quinn (1997-00)	41
9. Karla Wilburn (2006-09)	39
10. Eden Bigham	38
Marybeth Daucher (1982-85)	38

STRIKEOUTS

1. Melanie Mitchell (2010-13)	1,101
2. Michelle Collins (1991, 93-95)	932
3. Kristen Dennis (1999-02)	702
4. Erin Horn (2003-06)	676
5. Lisa Palmer (1986-89)	628
6. Chrissy Quinn (1997-00)	484
7. Stacey Zagol (1997-00)	449
8. Eden Bigham (2023-Present)	383
9. Kristyn Abel (1989-92)	328
10. Erika Osherow (2016-19)	327

PITCHING APPEARANCES

1. Melanie Mitchell (2010-13)	161
2. Erika Osherow (2016-19)	148
3. Erin Horn (2003-06)	145
4. Karla Wilburn (2006-09)	137
5. Lisa Palmer (1986-89)	135
6. Coty Tolar (2004-07)	128
7. Stacy Zagol (1997-00)	121
8. Michelle Collins (1991, 93-95)	118
9. Kristen Dennis (1999-02)	111
10. Kristyn Abel (1989-92)	97

PITCHING GAMES STARTED

1. Melanie Mitchell (2010-13)	144
2. Lisa Palmer (1986-89)	112
3. Michelle Collins (1991, 93-95)	103
4. Erika Osherow (2016-19)	93
5. Erin Horn (2003-06)	89
Karla Wilburn (2005-09)	89
7. Stacey Zagol (1997-00)	83
8. Kristyn Abel (1989-92)	82
9. Coty Tolar (2004-07)	79
Kristen Dennis (1999-02)	79

INNINGS PITCHED

1. Melanie Mitchell (2010-13)	942.0
2. Lisa Palmer (1986-89)	861.2
3. Michelle Collins (1991, 93-95)	761.2
4. Kristyn Abel (1989-92)	650.1
5. Erin Horn (2003-06)	645.2
6. Stacey Zagol (1997-00)	621.2
7. Kristen Dennis (1999-02)	612.0
8. Erika Osherow (2016-19)	598.0
9. Karla Wilburn (2005-09)	526.2
10. Coty Tolar (2004-07)	519.2

COMPLETE GAMES

1. Melanie Mitchell (2010-13)	117
2. Lisa Palmer (1986-89)	102
3. Michelle Collins (1991, 93-95)	93
4. Kristyn Abel (1989-92)	68
5. Stacey Zagol (1997-00)	65
6. Kristen Dennis (1999-02)	56
7. Erin Horn (2003-06)	54
8. Chrissy Quinn (1997-00)	50
9. Erika Osherow (2016-19)	40
10. Kerry Lewis (1990-93)	39

SHUTOUTS

1. Michelle Collins (1991, 93-95)	35
2. Lisa Palmer (1986-89)	33
3. Kristyn Abel (1989-92)	30
4. Melanie Mitchell (2010-13)	23
5. Kristen Dennis (1999-02)	18
Stacey Zagol (1997-00)	18
7. Eden Bigham (2023-Present)	14
8. Erin Horn (2003-06)	11
Chrissy Quinn (1997-00)	11
10. Joanna Barstad (2001-04)	9

SAVES

1. Eden Bigham (2023-Present)	10
Madison Harris (2021-2024)	10
3. Erin Horn (2003-06)	9
4. Coty Tolar (2004-07)	6
Joanna Barstad (2001-04)	5
Melanie Mitchell (2010-13)	5
7. Stacey Zagol (1997-00)	4
8. Lacy Smith (2016-19)	3
Erika Osherow (2016-19)	3
Allyson Frei (2019)	3
Lisa Palmer (1986-89)	3
Karla Wilburn (2005-09)	3
Christina Grimm (2003)	3
Kristen Dennis (1999-2002)	3
Kerry Lewis (1990-1993)	3
Lisa Palmer (1986-1989)	3
Whitney Holstun ('06-'08)	3

PUTOUTS

1. Hannah Owings ('01-'04)	1,419
2. Margaret Lluy ('82-'85)	1,179
3. Danni Ingraham (2015-18)	1,030
4. Brit Gore ('00-'03)	920
5. Amy Peay ('97-'00)	877
6. Kristen Hawkins (2010-13)	866
7. Lauren McCaskey (2008-11)	798
8. Kristen Dennis ('99-'02)	796
9. Eileen Schmidt ('91-'94)	771
10. Jenn Wynn ('02-'05)	649

ASSISTS

1. Heather Field (2001-04)	526
2. Sara Larquier (2003-06)	485
3. Lori Reese (1996-99)	450
4. Lisa Palmer (1986-89)	425
5. Karen Breshears (1998-00)	400
6. Abby Snyder (2007-10)	388
7. Elea Crockett (2004-07)	381
8. Marybeth Daucher (1982-85)	371
9. Ruby Rojas (2000-03)	368
10. Katie Goldberg (2020-23)	325

TOTAL FIELDING CHANCES

1. Hannah Owings (2001-04)	1,560
2. Margaret Lluy (1982-85)	1,275
3. Amy Peay (1997-00)	1,177
4. Danni Ingraham (2015-18)	1,086
5. Heather Field (2001-04)	1,075
6. Brit Gore (2000-03)	1,010
7. Sara Larquier (2003-06)	1,002
8. Kristen Hawkins (2010-13)	993
9. Eileen Schmidt (1991-94)	984
10. Lauren McCaskey (2008-11)	942

FIELDING PERCENTAGE (Min 200 Chances)

1. Danni Ingraham (2015-18)	.992
2. Michelle Salmiery (2004-07)	.988
3. Margaret Lluy (1982-85)	.987
4. Allison Pittman (2008-11)	.985
5. Kristen Hawkins (2010-13)	.983
6. Jenn Wynn (2002-05)	.983
7. Hannah Owings (2001-04)	.983
8. Britton Gore (2000-03)	.982
9. Kelley Haller (2007-09)	.982
10. Michelle Daly (1992-93)	.981

DOUBLE PLAYS (Since 2000)

1. Danni Ingraham (2015-18)	46
2. Hannah Owings (2001-04)	45
3. Sara Larquier (2003-06)	37
4. Heather Field (2001-04)	33
5. Megan Harris (2012-15)	29
6. Arizona Ritchie (2019-22)	28
Lauren McCaskey (2008-11)	28
8. Madison Labshere (2014-17)	26
9. Katie Goldberg (2020-23)	25
Ashlee Davis (2017-19)	25

OUTFIELD ASSISTS (Since 2000)

1. Iyana Hughes (2014-17)	16
2. Jessica Taylor (2003-06)	15
3. Allison Davis (2015-18)	11
4. Taylor Williams (2010-13)	10
5. Giannina Cipolloni (2009-12)	8
Jackie Greer (2003-06)	8
Hedi Velk (2012-15)	8
8. Lauren Dennis (2002-05)	7
Sarah Tacke (2006-10)	7
Lindsey Preuss (2005-08)	7
Johanna Kaiser (2000-03)	7
Katie Weinberg (2000-03)	7

Statistical Notes

- Games played data for the 1988 season is unavailable
- Individual fielding statistics are unavailable for 1980-81, 87-88 seasons
- Stolen base attempt data unavailable from 1980-85, 1989 & 1991
- Pitching statistics including complete games, shutouts and runs unavailable 1980-81, 1984-85
- ERA unavailable for 1980-81 seasons



THE LAST TIME

A UVA BATTER(S) HAD

Pinch Hit Home Run	Kelsey Hackett vs. Longwood, 2/24/25
Pinch Hit Grand Slam	never
Leadoff Home Run - In A Game	Jade Hylton vs. Boston College - Gm 2, (3/15/25)
Leadoff Home Run - In Any Inning	Jade Hylton vs. Boston College - Gm 2, (3/15/25)
Back-to-Back Home Runs	Macee Eaton, Sarah Coon at #8 FSU, 4/6/25
Back-to-Back-to-Back Home Runs	Katie Goldberg, Tori Gilbert, Gabby Baylog vs. South Alabama, 3/5/22
Inside the Park HR	Jade Hylton vs. Penn, 2/23/25
Two Home Run Game	Jade Hylton vs. Boston College - Gm 2, (3/15/25)
Three Home Run Game	Sarah Tacke vs Boston College, 4/24/10
Grand Slam	MC Eaton vs. California, 3/21/25
Walk-Off Home Run	Bella Cabral vs. Delaware, 2/23/25
Walk-Off Hit (non-run rule)	MC Eaton vs. Maryland, 4/1/25
Pinch Hit Walk-Off	Kailyn Jones vs. North Carolina, 4/1/23
Walk-Off Sac Fly	Abby Weaver vs. NC State, 4/14/24
Walk-Off BB	unknown
Walk-Off WP	unknown
Walk-off Error	vs. JMU, 4/18/23
Four-Hit Game	Lacy Smith at Georgia Tech, 3/17/19
Three-Double Game	McKall Miller vs. Oregon, 2/9/17
Two-Triple Game	Sarah Coon vs. #23 Kentucky, 2/13/25
Four-Run Game	Allison Davis vs. Georgia Tech, 3/10/18
Five-Run Game	Weezy Calderone vs. Coppin St., 3/30/96
Seven-RBI Game	Danni Ingraham at Louisville, 4/8/18
Six-RBI Game	Katie Goldberg vs. Bowling. Green, 5/22/22
Five-RBI Game	Macee Eaton vs. Seton Hall, 3/1/25
Hit for the Cycle	never
Stole Three Bases	Kelly Ayer vs. Saint Francis, 3/5/23
Home Run in 3-Straight Games	Jade Hylton vs. ND, MD, FSU, 3/30-4/4
Home Run in 5-Straight Games	Allison Davis, 3/3-3/6/18
Hit by a pitch twice in one inning	Unknown

A UVA PITCHER HAD

A Complete Game	Eden Bigham vs. George Mason, 3/18/25
At Home	Eden Bigham vs. George Mason, 3/18/25
On Road	Eden Bigham at North Carolina, 3/8/24
Neutral Site	Savanah Henley vs. #5 Texas A&M, 2/15/25
By a Freshman	Eden Bigham vs. Liberty, 4/11/23
Consecutive Complete Games	Eden Bigham vs. NC State, 4/12/24 vs. NC State, 4/14/24
A Shutout	Eden Bigham vs. George Mason, 3/8/25
At Home	Eden Bigham vs. George Mason, 3/18/25
On Road	Eden Bigham at North Carolina, 3/8/24
Neutral Site	Courtney Layne vs. Saint Francis, 2/9/25
By a Freshman	Eden Bigham vs. Liberty, 4/11/23
Consecutive Shutouts	Melanie Mitchell vs. Drexel (2/12/11) and Kent State (2/18/11)
10 Innings Pitched	Michelle Collins vs. UNC (12 inn.), 4/22/94
19-Strikeout Game	Michelle Collins vs. George Mason, 4/5/94
17-Strikeout Game	Melanie Mitchell at Liberty, 5/3/11
16-Strikeout Game	Melanie Mitchell vs. George Washington, 3/20/13
15-Strikeout Game	Melanie Mitchell vs. Liberty, 4/25/12
14-Strikeout Game	Eden Bigham vs. Lehigh, 2/23/24
13-Strikeout Game	Eden Bigham vs. Lehigh, 2/23/24
12-Strikeout Game	Eden Bigham vs. Lehigh, 2/23/24
11-Strikeout Game	Eden Bigham vs. Lehigh, 2/23/24
10-Strikeout Game	Madi Harris at Villanova, 3/30/24
4 HBP in a Game	Eden Bigham vs. North Carolina, 4/2/23
Perfect Game	Eden Bigham, vs. Hofstra, 3/1/25
Solo No-Hitter	Eden Bigham, vs. Hofstra, 3/1/25
One-Hitter	Eden Bigham vs. George Mason, 3/18/25
Two-Hitter	Molly Grube at #4 Clemson, 3/18/23
Combined No-Hitter	Alex Formby and Andie Formby vs. Virginia Tech, 4/8/15
Combined One-Hitter	Aly Rayle, Mikayla Houge and Madi Harris at NC State, 3/20/22

UVA AS A TEAM

Won in Extra Innings	6-4 at Notre Dame (10), 3/30/25
Lost in Extra Innings	3-4 (8) vs. #5 Texas A&M, 2/15/25
Back-to-Back Walk-Offs	vs. Howard, George Washington, 2/26/23
Shutout an Opponent	2-0 at #8 Florida State, 4/4/25
At Home	1-0 vs. George Mason, 3/18/25
On Road	2-0 at #8 Florida State, 4/4/25
On Neutral Field	12-0 (5) vs. Saint Francis, 2/9/25
Back-to-Back Shutouts	1-0 & 5-0, vs. Iowa State & Delaware, 2/25/24
Scored 20 Runs in a Game	21, vs. UMBC, 3/6/93
At Home	21, vs. UMBC, 3/6/93
On Road	22, at Ferrum, 4/1/81
Scored 10 Runs in an Inning	13, vs. Seton Hall, 3/1/25
20 Hits in a Game	21, vs. UMBC, 3/6/91
5 Home Runs in a Game	5, at Pitt, 3/26/23
3 Home Runs in an Inning	3rd vs. South Alabama, 3/5/22
Hit for the Home Run Cycle	Never
Drew 10+ Walks	10 at #17 Virginia Tech, 3/8/25
Left 10-14 Runners on Base	13 at #17 Virginia Tech, 3/8/25
Left 15 Runners on Base	16, vs. Bethune-Cookman, 2/8/19
Turned a Triple Play	vs. North Carolina, 4/3/1998
Hit Into a Triple Play	Lori Reese (SS) to Amy Peay (1B)
Longest Winning Streak	F9-5-4 TP vs. Pitt, 3/10/19
Won Against a Ranked Opponent at Home	25 games, 3/19-4/17/88
Won Against a Ranked Opponent on the Road	3-0, vs. #11 Clemson, 3/24/24
Won Against a Ranked Opponent at Neutral Site	2-0, at #8 Florida State, 4/4/25
Lost to a Ranked Opponent	7-6 vs. #4 UCLA, 2/16/25
Defeated a No. 1 Ranked Opponent	2-13, at #8 Florida State 4/6/25
Swept a No. 1 Ranked Opponent	Never
Swept a Ranked Opponent, 3 Games	Never
Swept a Ranked Opponent on the Road	Never
Swept a Ranked Opponent at Home	Never
Won Series vs. Ranked Opponent	at #3 Duke, 2024
Swept by a Ranked Opponent	at #14 Clemson, 2023
Swept a Conference Opponent	at Pittsburgh, March 24-26, 2023
Swept a Conference Opponent at Home	Boston College, March 14-15, 2025
Swept a Conference Opponent on the Road	at Pittsburgh, March 24-26, 2023
Rallied from a Five-Run Deficit	Down 5 vs. App State, 2/9/20
Committed Six or More Errors	6, vs. JMU, 3/3/20
Did Not Commit an Error in 5-Straight Games	7 games, 4/29/12-2/15/13

A UVA OPPONENT

Shutout UVA	0-6, at #3 Tennessee, 5/19/24
Shutout UVA in Two-Straight Games	0-12, 0-6 at #3 Tennessee, 5/18-19/24
Hit a Grand Slam	Kianna Jones - #23 South Carolina, 2/11/24
Threw a No-Hitter	Keely Rochard - Virginia Tech, 3/8/20
Threw a One-Hitter	Alexa Romero - Syracuse, 4/25/21
Hit Three HR in a Game	Caitlin Jordan - Georgia Tech, 4/23/11
Hit an Inside-the-Park HR	JoJo McRae - Maryland, 3/19/19
Hit for The Cycle	Never
Scored 10 Runs in an Inning	Georgia Tech (5th inn.), 3/10/18
Had a Pinch-Hit HR	Sydney Lewis, at Maryland, 3/12/24
Threw a CG	Annabel Teperson, vs. California, 3/23/25
Threw a Shutout	Karlyn Pickens, vs. #3 Tennessee, 5/19/24
Had 10+ Strikeouts	14 - Jala Wright, at #3 Duke, 4/19/24
Had 15+ Strikeouts	Danielle Spaulding - UNC, 4/11/09
Walk-Off Home Run	Brooke Blankenship - at South Carolina, 2/7/25
Walk-Off Wild Pitch	Notre Dame - 4/17/21
Walk-Off Walk	Auburn, 2/14/25
Walk-Off Error	at South Carolina, 2/6/25



SINGLE GAME RECORDS

TEAM

Offense

At-Bats	46	vs. Pitt (2/28/15)
Runs	27	vs. Coppin State (3/30/96) vs. Lynchburg (1980)
Hits	21	vs. UMBC (3/6/93)
Doubles	7	vs. Delaware State (3/21/15)
Triples	5	vs. UMBC (3/6/93)
Home Runs	5	at Boston College (4/24/10) at Elon (2/19/17) vs. Georgetown (4/18/17) vs. UMBC (3/3/18) at Pitt (3/26/23)
Total Bases	36	vs. UMBC (3/6/93)
Runs Batted In	19	vs. UMBC (3/6/93)
Walks	14	vs. UMES (2/24/23)
Hit By Pitches	6	vs. Colgate (2/25/12)
Stolen Bases	10	vs. Howard (2/26/23)
Sacrifice Hits	7	vs. Portland St. (3/16/00)
Sacrifice Flies	3	vs. GW (2/21/15)
Strikeouts	18	vs. UNC (4/11/09) vs. Virginia Tech (3/18/06) vs. GW (3/20/13)

Defense

Putouts:	42	vs. UNC (4/1/87)
Assists:	21	vs. NC State (3/28/04) at UNCW (3/6/16)
Errors:	8	vs. Delaware State (3/20/15)

Pitching

Innings Pitched:	14	vs. UNC (4/1/87)
Strikeouts:	19	vs. George Mason (4/5/94) vs. Davis & Elkins (4/12/89)
Walks	13	Syracuse (3/13/11) vs. Boston University (2/15/03) George Mason (3/27/14)
Hits Allowed	22	vs. UNC (3/28/15)
HR Allowed	7	vs. UNC (3/28/15)
ER Allowed	24	vs. UNC (3/28/15)
Most Runs Allowed	24	vs. UNC (3/28/15)

Misc. Team

Longest Game	14 innings	vs. UNC (4/1/87)
Largest Margin of Victory	27 (27-0)	vs. Lynchburg (1980)
Largest Losing Margin	21 (3-24)	vs. UNC (3/28/15)
Longest Win Streak	25 games	3/19-4/17/1988

INDIVIDUAL

Offense

At-Bats:	6	(Many times) Last: Bailey Winscott vs. Charlotte (2/7/20)
Runs:	5	Weezy Calderone vs. Coppin St. (3/30/96)
Hits:	4	(many times – last 5 times listed) Lacy Smith at Georgia Tech, 3/17/19 Lacy Smith vs. Northern Kentucky, 2/15/19 Allison Davis vs. Georgia Tech (3/10/18) Kaitlin Fitzgerald at Notre Dame (4/23/17) Allison Davis at N.C. State (3/18/17) (4 times)
Doubles:	3	McKall Miller vs. Oregon (2/9/17) Brooke Sorber vs. BC (3/31/07) Ruby Rojas vs. Bowling Green (3/16/03) Kelly Ritch vs. UNC Greensboro (2/25/94) (8 times - last 5 times listed)
Triples:	2	Sarah Coon vs. #23 Kentucky (2/13/25) Megan Harris vs. George Mason (3/11/15) Gianna Cipolloni vs. UC Davis (3/15/12) Cynthia Javaras vs. Virginia Tech (4/16/11) Elea Crockett vs. NC State (4/24/04)
Home Runs:	3	Sarah Tacke vs. Boston College (4/24/10)
Total Bases:	12	Sarah Tacke vs. Boston College (4/24/10)
Runs Batted In:	7	Danni Ingraham at Louisville (4/8/18) Jamie Hahn vs. Coppin State (3/30/95) (3 times)
Walks:	4	Allison Davis vs. George Mason (3/11/15) Elysa Calderone vs. Coppin St.(3/30/96) Julie Amaon vs. Coppin State (3/30/96)
Hit By Pitches:	3	Shelby Barbee vs. NC State (4/13/24) Kristen Hawkins vs. Colgate (2/25/12)
Stolen Bases:	4	Kelly Ayer vs. Saint Francis (3/5/23)
Sacrifice Hits:	3	Jody Smith vs. UNC (4/18/92) Iyana Hughes at UNCW (3/6/16)
Sacrifice Flies:	2	Iyana Hughes vs. W. Michigan (2/10/17) Kaitlin Fitzgerald vs. GW (2/21/15)
Hitting Streak:	16	Sara Larquier vs. St. Joseph's (3/3/06) Lacy Smith (3/1-3/22/19)

Defense

Putouts:	21	Cristy Chiappe vs. Penn State (3/14/97)
Assists:	9	(4 times) Lauren Heintzelman vs. Radford (3/6/16) Marcy Bowdren vs. George Mason (3/27/14) Joanna Barstad vs. St. Mary's (3/13/02) Michelle Collins vs. Western Illinois (3/10/91) (3 times)
Errors:	4	Allison Davis vs. Delaware State (3/20/15) Carly Winter vs. North Florida (2/29/08) Karen Sock vs. Florida State (3/14/92)

Pitching

Innings Pitched:	12	Michelle Collins vs. UNC (4/22/94) Michelle Collins vs. Yale (3/14/94)
Strikeouts:	19	Michelle Collins vs. George Mason (4/5/94) Lisa Palmer vs. Davis & Elkins (4/12/89)
Walks Allowed:	11	Jessica Edwards vs. Bowling Green (3/24/01)
Runs Allowed:	16	Alex Formby vs. GW (2/21/15)
Hits Allowed:	18	Aimee Chapdelaine vs. Syracuse (3/16/14) Allee Rife vs. Radford (3/24/08)
ER Allowed:	14	Alex Formby vs. Syracuse (4/25/15)
HR Allowed:	6	Aimee Chapdelaine vs. Syracuse (3/16/14) Alex Formby vs. Syracuse (4/25/15)



2025 STAT TRACKER

Multiple Hit Games	2	3	4	5+	Total
Jade Hylton	9	2	-	-	11
Kelly Ayer	9	1	-	-	10
Bella Cabral	6	4	-	-	10
Macee Eaton	9	1	-	-	10
MC Eaton	7	-	-	-	7
Reece Holbrook	6	-	-	-	6
Kailyn Jones	6	-	-	-	6
Sarah Coon	4	1	-	-	5
Sydney Hartgrove	4	1	-	-	5
TEAM	60	10	0	0	70

Multiple RBI Games	2	3	4	5+	Total
Macee Eaton	9	3	1	1	14
Jade Hylton	7	1	2	-	10
Bella Cabral	6	1	-	-	7
MC Eaton	5	1	1	-	7
Kelly Ayer	3	1	-	-	4
Sarah Coon	3	1	-	-	4
Kelsey Hackett	2	-	-	-	2
Alex Call	1	-	-	-	1
Melissa Carr	1	-	-	-	1
Madison Greene	1	-	-	-	1
Sydney Hartgrove	-	1	-	-	1
Reece Holbrook	-	1	-	-	1
Kailyn Jones	1	-	-	-	1
TEAM	39	10	4	1	54

Hitting Streaks	Longest	Current
Macee Eaton	18	3
Jade Hylton	13	1
Kelly Ayer	10	1
Bella Cabral	8	1
Kailyn Jones	6	-
Sarah Coon	5	3
Sydney Hartgrove	4	-
Alex Call	3	-
MC Eaton	3	-
Kelsey Hackett	3	1
Kassidy Hudson	3	-
Brie Biddle	2	2
Melissa Carr	2	2
Madison Greene	2	2
Reece Holbrook	2	-
Kamyria Woody-Giggetts	1	-

Reached Base Streaks	Longest	Current
Macee Eaton	18	3
Bella Cabral	17	1
Jade Hylton	17	1
Kelly Ayer	11	1
Sarah Coon	10	3
Kelsey Hackett	9	1
Kailyn Jones	8	-
Sydney Hartgrove	6	-
Alex Call	5	-
MC Eaton	5	1
Reece Holbrook	4	-
Kassidy Hudson	4	-
Brie Biddle	3	3
Melissa Carr	2	2
Madison Greene	2	2
Addison Thompson	1	-
Kamyria Woody-Giggetts	1	-

2025 HOME RUN TRACKER

No.	Name	Date	Opponent	On-Base	Inn	Outs	Count	Score	Final
1	Macee Eaton	2/7	at South Carolina	2	1	1	1-1	3-0	4-5 (8)
2	Bella Cabral	2/14	vs. Auburn	0	1	2	2-2	1-0	6-7 (8)
3	Sydney Hartgrove	2/14	vs. Auburn	0	6	0	3-2	5-3	6-7 (8)
4	MC Eaton	2/16	vs. #4 UCLA	1	7	1	0-2	7-6	7-6
5.	Bella Cabral	2/22	PENN	0	6	0	3-2	3-1	5-1
6.	Jade Hylton	2/23	PENN	0	1	0	0-1	1-0	3-0
7.	MC Eaton	2/23	DELAWARE	2	1	2	0-0	4-0	11-2 (6)
8.	Bella Cabral	2/23	DELAWARE	0	3	0	3-1	5-1	11-2 (6)
9.	Bella Cabral	2/23	DELAWARE	1	6	2	1-0	11-2	11-2 (6)
10.	MC Eaton	2/24	LONGWOOD	1	1	2	1-0	3-0	10-0 (5)
11.	Jade Hylton	2/24	LONGWOOD	1	2	1	1-1	5-0	10-0 (5)
12.	Jade Hylton	2/24	LONGWOOD	1	3	2	1-0	8-0	10-0 (5)
13.	Kelsey Hackett	2/24	LONGWOOD	1	4	1	0-0	10-0	10-0 (5)
14.	MC Eaton	2/28	CORNELL	0	3	1	3-2	4-0	8-0 (6)
15.	Macee Eaton	2/28	SETON HALL	2	1	2	1-2	3-0	11-6
16.	Kelsey Hackett	2/28	SETON HALL	1	5	2	0-0	8-2	11-6
17.	Jade Hylton	2/28	SETON HALL	1	6	1	0-1	11-6	11-6
18.	Jade Hylton	3/1	SETON HALL	0	1	0	2-1	1-3	18-5 (5)
19.	Macee Eaton*	3/1	SETON HALL	3	4	1	3-1	18-3	18-5 (5)
20.	MC Eaton^	3/1	HOFSTRA	0	3	0	2-0	5-0	17-0 (5)
21.	Sarah Coon^	3/1	HOFSTRA	0	3	0	2-1	6-0	17-0 (5)
22.	Kailyn Jones	3/2	HOFSTRA	1	3	1	2-1	9-1	12-1 (5)
23.	Macee Eaton	3/2	HOFSTRA	1	3	2	3-2	12-1	12-1 (5)
24.	Sarah Coon	3/9	at #17 Virginia Tech	0	2	2	1-2	1-0	9-2
25.	Sydney Hartgrove	3/9	at #17 Virginia Tech	0	5	0	0-0	2-2	9-2
26.	Macee Eaton	3/9	at #17 Virginia Tech	0	6	1	0-1	3-2	9-2
27.	Sydney Hartgrove	3/9	at #17 Virginia Tech	1	6	2	3-2	5-2	9-2
28.	Bella Cabral	3/11	JMU	0	1	2	1-0	1-0	6-0
29.	Sydney Hartgrove	3/13	BOSTON COLLEGE	0	4	2	2-1	1-0	3-1
30.	Macee Eaton	3/14	BOSTON COLLEGE	1	6	1	3-2	3-1	3-1
31.	Macee Eaton	3/15	BOSTON COLLEGE - GM1	0	3	2	0-0	3-0	4-2
32.	Reece Holbrook	3/15	BOSTON COLLEGE - GM1	0	4	2	0-1	4-2	4-2
33.	Jade Hylton	3/15	BOSTON COLLEGE - GM2	0	1	0	1-1	1-0	9-8
34.	Bella Cabral	3/15	BOSTON COLLEGE - GM2	0	1	1	1-2	2-0	9-8
35.	Macee Eaton	3/15	BOSTON COLLEGE - GM2	0	4	1	2-2	6-7	8-9
36.	Jade Hylton	3/15	BOSTON COLLEGE - GM2	0	5	1	1-1	6-8	8-0
37.	MC Eaton	3/21	CALIFORNIA	3	4	1	1-1	4-3	7-6
38.	Kelly Ayer	3/22	CALIFORNIA	0	5	0	0-0	3-5	6-5 (8)
39.	Sarah Coon	3/22	CALIFORNIA	1	7	2	2-0	5-5	6-5 (8)
40.	Macee Eaton	3/30	at Notre Dame	0	8	1	2-1	2-1	6-4 (10)
41.	Jade Hylton	3/30	at Notre Dame	1	10	2	0-0	6-4	6-4 (10)
42.	Jade Hylton	4/1	MARYLAND	2	3	1	1-0	3-3	4-3
43.	Jade Hylton	4/4	at #8 Florida State	1	5	2	0-0	2-0	2-0
44.	MC Eaton	4/5	at #8 Florida State	0	5	0	1-2	8-3	8-9
45.	Macee Eaton^	4/6	at #8 Florida State	0	4	0	2-2	1-13	2-13
46.	Sarah Coon^	4/6	at #8 Florida State	0	4	0	1-0	2-13	2-13
47.	Bella Cabral	4/8	at Liberty	0	3	0	1-1	1-1	3-4
48.	Jade Hylton	4/8	at Liberty	0	7	0	1-0	3-2	3-4

* Grand Slam

^ Back-to-back home runs



STARTING LINEUP BY POSITION

DATE	OPP.	P	C	1B	2B	3B	SS	LF	CF	RF	DP
2/6	at South Carolina	Bigham	Coon	M. Eaton	Holbrook	Cabral	Hylton	Jones	Ayer	Hackett	MC Eaton
2/7	at South Carolina	Hodges	Hartgrove	M. Eaton	Holbrook	Cabral	Hylton	Jones	Ayer	MC Eaton	Coon
2/7	vs. ECU	Henley	Coon	M. Eaton	Holbrook	Cabral	Hylton	Jones	Ayer	Hackett	MC Eaton
2/8	vs. Toledo	Hodges	Hartgrove	M. Eaton	Holbrook	Cabral	Hylton	Jones	Ayer	MC Eaton	Coon
2/9	vs. Saint Francis	Layne	Hartgrove	M. Eaton	Holbrook	Cabral	Hylton	Woody-Giggetts	Ayer	MC Eaton	Coon
2/13	vs. #23 Kentucky	Layne	Coon	M. Eaton	Holbrook	Cabral	Hylton	Jones	Ayer	Heckett	MC Eaton
2/14	vs. Auburn	Bigham	Hartgrove	M. Eaton	Holbrook	Cabral	Hylton	Jones	Ayer	MC Eaton	Coon
2/15	vs. #5 Texas A&M	Henley	Hartgrove	M. Eaton	Holbrook	Cabral	Hylton	Jones	Ayer	MC Eaton	Coon
2/15	vs. San Diego State	Hodges	Coon	M. Eaton	Holbrook	Cabral	Hylton	Hackett	Ayer	MC Eaton	Hartgrove
2/16	vs. #4 UCLA	Layne	Hartgrove	M. Eaton	Holbrook	Cabral	Hylton	Jones	Ayer	MC Eaton	Coon
2/22	Penn	Cuozzo	Coon	M. Eaton	Holbrook	Cabral	Hylton	Jones	Ayer	MC Eaton	Hartgrove
2/22	Delaware	Layne	Hartgrove	M. Eaton	Holbrook	Cabral	Hylton	Jones	Ayer	MC Eaton	Coon
2/23	Penn	Hodges	Coon	M. Eaton	Holbrook	Cabral	Hylton	Jones	Ayer	MC Eaton	Hartgrove
2/23	Delaware	Bigham	Hartgrove	M. Eaton	Cabral	Coon	Hylton	Jones	Ayer	MC Eaton	Holbrook
2/24	Longwood	Cuozzo	Hartgrove	M. Eaton	Holbrook	Cabral	Hylton	Jones	Ayer	MC Eaton	Coon
2/28	Cornell	Layne	Hartgrove	M. Eaton	Cabral	Coon	Hylton	Jones	Ayer	MC Eaton	Holbrook
2/28	Seton Hall	Cuozzo	Coon	M. Eaton	Holbrook	Cabral	Hylton	Jones	Ayer	MC Eaton	Hartgrove
3/1	Seton Hall	Layne	Coon	M. Eaton	Holbrook	Cabral	Hylton	Jones	Ayer	MC Eaton	Hartgrove
3/1	Hofstra	Bigham	Hartgrove	M. Eaton	Holbrook	Cabral	Hylton	Jones	Ayer	MC Eaton	Coon
3/2	Hofstra	Cuozzo	Hartgrove	M. Eaton	Holbrook	Cabral	Hylton	Jones	Ayer	MC Eaton	Coon
3/4	Longwood	Henley	Hartgrove	M. Eaton	Cabral	Coon	Hylton	Jones	Ayer	MC Eaton	Holbrook
3/7	at #17 Virginia Tech	Bigham	Hartgrove	M. Eaton	Cabral	Coon	Hylton	Jones	Ayer	MC Eaton	Holbrook
3/8	at #17 Virginia Tech	Cuozzo	Hartgrove	M. Eaton	Cabral	Coon	Hylton	Jones	Ayer	MC Eaton	Holbrook
3/9	at #17 Virginia Tech	Henley	Hartgrove	M. Eaton	Cabral	Coon	Hylton	Jones	Ayer	MC Eaton	Holbrook
3/11	JMU	Cuozzo	Carr	M. Eaton	Holbrook	Cabral	Hylton	Jones	Ayer	MC Eaton	Hartgrove
3/14	Boston College	Bigham	Hartgrove	M. Eaton	Holbrook	Cabral	Hylton	Jones	Ayer	MC Eaton	Coon
3/15	Boston College - Gm1	Hodges	Coon	M. Eaton	Holbrook	Cabral	Hylton	Jones	Ayer	MC Eaton	Hartgrove
3/15	Boston College - Gm2	Cuozzo	Hartgrove	M. Eaton	Holbrook	Cabral	Hylton	Jones	Ayer	MC Eaton	Coon
3/18	George Mason	Bigham	Hartgrove	M. Eaton	Cabral	Coon	Hylton	Hackett	Ayer	MC Eaton	Hartgrove
3/21	California	Henley	Hartgrove	M. Eaton	Cabral	Coon	Hylton	Jones	Ayer	MC Eaton	Holbrook
3/22	California	Hodges	Hartgrove	M. Eaton	Cabral	Coon	Hylton	Jones	Ayer	MC Eaton	Holbrook
3/23	California	Bigham	Hartgrove	M. Eaton	Cabral	Coon	Hylton	Jones	Ayer	MC Eaton	Holbrook
3/28	at Notre Dame	Cuozzo	Hartgrove	M. Eaton	Holbrook	Cabral	Hylton	Jones	Ayer	MC Eaton	Coon
3/29	at Notre Dame	Henley	Hartgrove	M. Eaton	Cabral	Coon	Hylton	Jones	Ayer	MC Eaton	Holbrook
3/30	at Notre Dame	Hodges	Hartgrove	M. Eaton	Cabral	Coon	Hylton	Jones	Ayer	MC Eaton	Holbrook
4/1	Maryland	Cuozzo	Carr	M. Eaton	Holbrook	Cabral	Hylton	Hudson	Ayer	MC Eaton	Hartgrove
4/4	at #8 Florida State	Layne	Hartgrove	M. Eaton	Cabral	Coon	Hylton	Jones	Ayer	MC Eaton	Holbrook
4/5	at #8 Florida State	Cuozzo	Hartgrove	M. Eaton	Cabral	Coon	Hylton	Jones	Ayer	MC Eaton	Holbrook
4/6	at #8 Florida State	Hodges	Hartgrove	M. Eaton	Cabral	Coon	Hylton	Jones	Ayer	MC Eaton	Holbrook
4/8	at Liberty	Layne	Hartgrove	M. Eaton	Cabral	Coon	Hylton	Jones	Ayer	MC Eaton	Holbrook



STARTING LINEUP BY BATTING ORDER

DATE	OPP.	1	2	3	4	5	6	7	8	9
2/6	at South Carolina	Hylton	Ayer	Cabral	M. Eaton	Coon	MC Eaton	Holbrook	Hackett	Jones
2/7	at South Carolina	Hylton	Ayer	Cabral	M. Eaton	Coon	MC Eaton	Holbrook	Hartgrove	Jones
2/7	vs. ECU	Hylton	Ayer	Cabral	M. Eaton	MC Eaton	Coon	Holbrook	Hackett	Jones
2/8	vs. Toledo	Hylton	Ayer	Cabral	M. Eaton	MC Eaton	Coon	Holbrook	Hartgrove	Jones
2/9	vs. Saint Francis	Hylton	Ayer	Cabral	M. Eaton	MC Eaton	Coon	Holbrook	Hartgrove	Woody-Giggetts
2/13	vs. #23 Kentucky	Hylton	Ayer	Cabral	M. Eaton	Coon	MC Eaton	Holbrook	Hackett	Jones
2/14	vs. Auburn	Hylton	Ayer	Cabral	M. Eaton	Coon	MC Eaton	Holbrook	Hartgrove	Jones
2/15	vs. #5 Texas A&M	Hylton	Ayer	Cabral	M. Eaton	MC Eaton	Coon	Hartgrove	Holbrook	Jones
2/15	vs. San Diego State	Hylton	Ayer	Cabral	M. Eaton	Coon	Hartgrove	MC Eaton	Holbrook	Hackett
2/16	vs. #4 UCLA	Hylton	Ayer	Cabral	M. Eaton	Coon	MC Eaton	Hartgrove	Holbrook	Jones
2/22	Penn	Hylton	Ayer	Cabral	M. Eaton	MC Eaton	Coon	Hartgrove	Holbrook	Jones
2/22	Delaware	Hylton	Ayer	Cabral	M. Eaton	MC Eaton	Coon	Hartgrove	Holbrook	Jones
2/23	Penn	Hylton	Ayer	Cabral	M. Eaton	MC Eaton	Coon	Hartgrove	Holbrook	Jones
2/23	Delaware	Hylton	Ayer	Cabral	M. Eaton	MC Eaton	Coon	Hartgrove	Holbrook	Jones
2/24	Longwood	Hylton	Ayer	Cabral	M. Eaton	MC Eaton	Coon	Hartgrove	Holbrook	Jones
2/28	Cornell	Hylton	Ayer	Cabral	M. Eaton	MC Eaton	Coon	Hartgrove	Holbrook	Jones
2/28	Seton Hall	Hylton	Ayer	Cabral	M. Eaton	MC Eaton	Coon	Hartgrove	Holbrook	Jones
3/1	Seton Hall	Hylton	Ayer	Cabral	M. Eaton	MC Eaton	Coon	Hartgrove	Holbrook	Jones
3/1	Hofstra	Hylton	Ayer	Cabral	M. Eaton	MC Eaton	Coon	Hartgrove	Holbrook	Jones
3/2	Hofstra	Hylton	Ayer	Cabral	M. Eaton	MC Eaton	Coon	Hartgrove	Holbrook	Jones
3/4	Longwood	Hylton	Ayer	Cabral	M. Eaton	MC Eaton	Coon	Hartgrove	Holbrook	Jones
3/7	at #17 Virginia Tech	Hylton	Ayer	Cabral	M. Eaton	MC Eaton	Coon	Hartgrove	Holbrook	Jones
3/8	at #17 Virginia Tech	Hylton	Ayer	Cabral	M. Eaton	MC Eaton	Coon	Hartgrove	Holbrook	Jones
3/9	at #17 Virginia Tech	Hylton	Ayer	Cabral	M. Eaton	MC Eaton	Coon	Hartgrove	Holbrook	Jones
3/11	JMU	Hylton	Ayer	Cabral	M. Eaton	MC Eaton	Hartgrove	Holbrook	Carr	Jones
3/14	Boston College	Hylton	Ayer	Cabral	M. Eaton	MC Eaton	Coon	Hartgrove	Holbrook	Jones
3/15	Boston College - Gm1	Hylton	Ayer	Cabral	M. Eaton	MC Eaton	Coon	Hartgrove	Holbrook	Jones
3/15	Boston College - Gm2	Hylton	Ayer	Cabral	M. Eaton	MC Eaton	Coon	Hartgrove	Holbrook	Jones
3/18	George Mason	Hylton	Ayer	Cabral	M. Eaton	MC Eaton	Hartgrove	Coon	Holbrook	Hackett
3/21	California	Hylton	Ayer	Cabral	M. Eaton	Coon	Hartgrove	Holbrook	MC Eaton	Jones
3/22	California	Hylton	Ayer	Cabral	M. Eaton	Coon	Hartgrove	Holbrook	MC Eaton	Jones
3/23	California	Hylton	Ayer	Cabral	M. Eaton	Coon	Hartgrove	Holbrook	MC Eaton	Jones
3/28	at Notre Dame	Hylton	Ayer	Cabral	M. Eaton	Coon	Hartgrove	Holbrook	MC Eaton	Jones
3/29	at Notre Dame	Hylton	Ayer	Cabral	M. Eaton	Coon	Hartgrove	Holbrook	MC Eaton	Jones
3/30	at Notre Dame	Hylton	Ayer	Cabral	M. Eaton	Coon	Hartgrove	Holbrook	MC Eaton	Jones
4/1	Maryland	Hylton	Ayer	Cabral	M. Eaton	Coon	Hartgrove	MC Eaton	Carr	Hudson
4/4	at #8 Florida State	Hylton	Ayer	Cabral	M. Eaton	Coon	Hartgrove	MC Eaton	Holbrook	Jones
4/5	at #8 Florida State	Hylton	Ayer	Cabral	M. Eaton	Coon	Hartgrove	MC Eaton	Holbrook	Jones
4/6	at #8 Florida State	Hylton	Ayer	Cabral	M. Eaton	Coon	Hartgrove	MC Eaton	Holbrook	Jones
4/8	at Liberty	Hylton	Ayer	Cabral	M. Eaton	Coon	Hartgrove	MC Eaton	Holbrook	Jones



2025 Virginia Softball
Overall Statistics for Virginia (as of Apr 09, 2025)
(All games Sorted by Batting avg)



Record: 27-13 Home: 19-1 Away: 2-8 Neutral: 6-4 ACC: 8-7

Player	avg	gp-gs	ab	r	h	2b	3b	hr	rbi	tb	slg%	bb	hp	so	gdp	ob%	sf	sh	sb-att	po	a	e	fld%
30 Bella Cabral	.400	40-40	110	17	44	11	0	7	28	76	.691	13	7	7	2	.471	6	3	1-3	47	87	5	.964
10 Jade Hylton	.347	40-40	124	42	43	6	5	11	34	92	.742	20	4	17	0	.450	1	2	10-11	48	77	5	.962
19 Macee Eaton	.339	40-40	121	23	41	8	1	10	48	81	.669	13	0	22	0	.403	0	0	3-3	275	8	2	.993
34 Kelly Ayer	.320	40-40	125	34	40	8	3	1	22	57	.456	13	1	8	1	.383	2	2	13-15	41	2	2	.956
24 Sydney Hartgrove	.283	37-37	92	12	26	3	0	4	8	41	.446	18	1	17	1	.402	1	3	0-0	178	13	1	.995
16 M.C. Eaton	.259	40-40	108	16	28	6	1	7	24	57	.528	8	1	31	2	.314	1	0	3-3	15	1	2	.889
7 Sarah Coon	.252	40-39	111	17	28	5	3	4	15	51	.459	14	2	20	1	.344	1	2	2-3	85	35	5	.960
32 Reece Holbrook	.227	39-38	97	14	22	9	2	1	11	38	.392	9	0	19	2	.290	1	1	3-5	23	29	8	.867

4 Brie Biddle	.667	4-0	3	2	2	0	0	0	0	2	.667	1	0	1	0	.750	0	0	0-0	0	0	0	.000
18 Melissa Carr	.500	8-2	4	1	2	1	0	0	2	3	.750	1	0	1	0	.600	0	0	0-0	14	1	0	1.000
27 Madison Greene	.444	13-0	9	4	4	1	0	0	2	5	.556	0	0	2	0	.444	0	0	1-1	3	0	0	1.000
8 Cassidy Hudson	.417	33-2	12	7	5	1	0	0	1	6	.500	2	0	1	0	.500	0	1	1-2	9	0	0	1.000
9 Alex Call	.364	12-0	11	2	4	1	0	0	5	5	.455	2	0	2	0	.462	0	0	0-0	1	7	2	.800
2 Kailyn Jones	.317	38-35	82	20	26	2	6	1	8	43	.524	8	1	11	0	.380	1	1	7-7	23	1	3	.889
1 Kelsey Hackett	.182	38-6	33	12	6	0	0	2	7	12	.364	8	2	1	0	.356	2	1	3-3	20	2	0	1.000
6 K. Woody-Giggetts	.167	27-1	6	12	1	0	0	0	1	1	.167	0	0	1	0	.167	0	0	8-10	2	0	0	1.000
28 Addison Thompson	.000	4-0	2	2	0	0	0	0	0	0	.000	0	1	0	0	.333	0	0	0-0	0	0	0	.000
Totals	.307	40	1050	237	322	62	21	48	216	570	.543	130	20	161	9	.388	16	16	55-66	788	309	40	.965
Opponents	.237	40	1006	150	238	39	2	21	134	344	.342	145	26	239	10	.345	7	19	15-24	753	274	46	.957

LOB - Team (244), Opp (268). DPs turned - Team (11), Opp (13). CI - Team (1), S. Hartgrove 1.

(All games Sorted by Earned run avg)

Player	era	w-l	app	gs	cg	sho	sv	ip	h	r	er	bb	so	2b	3b	hr	b/avg	wp	hp	bks	sfa	sha
14 Eden Bigham	2.66	10-7	25	8	3	2/1	5	89.1	70	48	34	52	90	13	0	5	.207	12	15	0	3	5
26 Savanah Henley	3.17	8-2	22	6	1	0/4	1	66.1	69	35	30	36	68	13	1	1	.266	7	4	0	1	7

23 Julia Cuozzo	2.75	4-1	14	10	0	0/3	0	35.2	33	14	14	16	24	1	0	2	.254	3	6	0	1	5
20 Ava Hodges	3.03	3-3	13	8	0	0/2	0	32.1	30	22	14	17	19	7	0	5	.238	3	0	0	2	1
3 Courtney Layne	4.31	2-0	18	8	1	1/3	1	39.0	36	31	24	24	38	5	1	8	.235	5	1	0	0	1
Totals	3.09	27-13	40	40	5	9/6	7	262.2	238	150	116	145	239	39	2	21	.237	30	26	0	7	19
Opponents	5.69	13-27	40	40	6	0/0	2	251.0	322	237	204	130	161	62	21	48	.307	27	20	0	16	16

PB - Team (7), S. Hartgrove 5, M. Carr 1, S. Coon 1, Opp (5).



2025 VIRGINIA CAVALIERS

No.	Name	Pos.	B/T	Ht.	Yr.	Hometown/High School (Previous)	PRONUNCIATION GUIDE
1	Kelsey Hackett	OF	R/R	5-4	Jr.	Appomattox, Va./Appomattox County	2 Kailyn Jones (KAY-lin)
2	Kailyn Jones	OF	L/R	5-3	Sr.	Grayson, Ga./Grayson	4 Brie Biddle (BREE)
3	Courtney Layne	LHP	L/L	5-3	Jr.	Appomattox, Va./Appomattox County	6 Kamyria Woody- Giggetts (kuh-MY-ruh) (JIG-etts)
4	Brie Biddle	IF	R/R	5-10	So.	Charlotte, N.C./Cannon School	10 Jade Hylton (HILL-ton)
6	Kamyria Woody-Giggetts	OF	L/R	5-1	So.	Halifax, Va./Halifax County	14 Eden Bigham (BIG-um)
7	Sarah Coon	UT	R/R	5-5	Sr.	Elmira, N.Y./Elmira	17 Reagan Hickey (RAY-ginn)
8	Kassidy Hudson	OF	L/L	5-9	Jr.	Chesapeake, Va./Hickory	20 Ava Hodges (AY-vuh)
9	Alex Call	IF	R/R	5-6	Fr.	Bradenton, Fla./Parrish Community	23 Julia Cuozzo (COO-zoh)
10	Jade Hylton	IF	R/R	5-5	Jr.	Martinsville, Va./Bassett	30 Bella Cabral kuh-BRELL
14	Eden Bigham	RHP	R/R	5-6	Jr.	Rustburg, Va./Rustburg	32 Kelly Ayer (AIR)
16	MC Eaton	UT	R/R	5-9	Jr.	Charlotte, N.C./Charlotte Christian School	
17	Reagan Hickey	UT	R/R	5-8	Fr.	Atlanta, Ga./The Mount Vernon School	Jeff Tylka TILL-kuh
18	Melissa Carr	C	R/R	5-6	So.	Windsor, Va./Windsor	
19	Macee Eaton	IF	L/R	5-7	So.	Wheelersburg, Ohio/Wheelersburg	
20	Ava Hodges	RHP	R/R	5-7	Fr.	Zebulon, N.C./North Raleigh Christian Acad.	
23	Julia Cuozzo	RHP	R/R	6-0	So.	Mechanicsville, Va./Hanover	
24	Sydney Hartgrove	C	R/R	5-9	Sr.	Hampstead, N.C./Topsail	
26	Savanah Henley	LHP	L/L	5-6	Gr.	Mechanicsville, Va./Mechanicsville	
27	Madison Greene	UT	R/R	5-5	Fr.	Purcellville, Va./Loudoun Valley	
28	Addison Thompson	OF	R/R	5-9	Fr.	Chesterfield, Va./Clover Hill	
30	Bella Cabral	IF	R/R	5-3	So.	Choctaw, Okla./Choctaw	
32	Reece Holbrook	IF/OF	R/R	5-8	Sr.	Cumming, Ga./Wesleyan	
34	Kelly Ayer	UT	L/R	5-4	Sr.	Mechanicsville, Va./Atlee	

COACHING STAFF

Head Coach: Joanna Hardin (Biola University, 2005/ninth season)
Associate Head Coach: Jeff Tylka (Knox College, 2001/second season)
Assistant Coach: Jamie Allred (McNeese State, 2016/second season)
Assistant Coach: Caty Reeves (Cal Baptist, 2010/first season)
Director of Player Development: Ellis Laveen



2024 VIRGINIA CAVALIERS RADIO & TV ROSTER



**KELSEY
HACKETT**
Jr. OF · 5-4 · R/R
Appomattox, Va.
(Appomattox County)



**KAILYN
JONES**
Sr. OF · 5-3 · L/R
Grayson, Ga.
(Grayson HS)



**COURTNEY
LAYNE**
Jr. LHP · 5-3 · R/R
Appomattox, Va.
(Appomattox County)



**BRIE
BIDDLE**
So. IF · 5-10 · R/R
Charlotte, N.C.
(Cannon School)



**KAMYRIA
WOODY-GIGGETTS**
So. OF · 5-1 · L/R
Halifax, Va.
(Halifax HS)



**SARAH
COON**
Sr. IF · 5-5 · R/R
Elmira, N.Y.
(Elmira HS)



**KASSIDY
HUDSON**
Jr. OF · 5-9 · L/L
Chesapeake, Va.
(Hickory HS)



**ALEX
CALL**
Fr. IF · 5-6 · R/R
Bradenton, Fla.
(Parrish Community HS)



**JADE
HYLTON**
Jr. IF · 5-5 · R/R
Martinsville, Va.
(Bassett HS)



**EDEN
BIGHAM**
Jr. RHP · 5-6 · R/R
Rustburg, Va.
(Rustburg HS)



**MC
EATON**
Jr. UT · 5-9 · R/R
Charlotte, N.C.
(Charlotte Christian School)



**REAGAN
HICKEY**
Fr. C/UTL · 5-7 · R/R
Atlanta, Ga.
(The Mount Vernon School)



**MELISSA
CARR**
So. C · 5-6 · R/R
Windsor, Va.
(Windsor HS)



**MACEE
EATON**
So. IF · 5-7 · L/R
Wheelersburg, Ohio
(Wheelersburg HS)



**AVA
HODGES**
Fr. RHP · 5-7 · R/R
Zebulon, N.C.
(North Raleigh Christian Academy)



**JULIA
CUZZO**
So. RHP · 6-0 · R/R
Mechanicsville, Va.
(Hanover HS)



**SYDNEY
HARTGROVE**
Jr. C · 5-9 · R/R
Hampstead, N.C.
(Topsail HS)



**SAVANNAH
HENLEY**
Gr. LHP · 5-5 · L/L
Mechanicsville, Va.
(Mechanicsville HS)



**MADISON
GREENE**
Fr. IF · 5-5 · R/R
Purcellville, Va.
(Loudoun County)



**ADDISON
THOMPSON**
Fr. OF · 5-9 · R/R
Chesterfield, Va.
(Clover Hill HS)




**BELLA
CABRAL**
So. IF · 5-3 · R/R
Choctaw, Okla.
(Choctaw HS)



**REECE
HOLBROOK**
Sr. IF/OF · 5-8 · R/R
Cumming, Ga.
(Wesleyan HS)



**KELLY
AYER**
Sr. OF · 5-4 · L/R
Mechanicsville, Va.
(Atlee HS)



**JOANNA
HARDIN**
HEAD COACH
Ninth Season



**JEFF
TYLKA**
ASSOCIATE HEAD COACH
Second Season



**JAMIE
ALLRED**
ASSISTANT COACH
Second Season



**CATY
REEVES**
ASSISTANT COACH
First Season



**ELLIS
LAVEEN**
DIRECTOR OF PLAYER DEVELOPMENT
First Season



**ALDEN
FONTANA**
ATHLETIC TRAINER
Third Season