



# VIRGINIA TECH<sup>®</sup>

## VOLLEYBALL



### 2017 MATCH NOTES

### 2010 NCAA TOURNAMENT | FIVE ALL-AMERICANS | 16 ALL-ACC

#### ACC MATCH NO. 1

FRIDAY, SEPT. 22 | KNIGHT COMPLEX | CORAL GABLES, FLA.



#### RV Miami (FL) Hurricanes

2017 Record .....6-0, 0-0 ACC  
All-Time .....Miami leads 17-7  
Starters R/L .....5+Libero/1  
Head Coach .....Jose "Keno" Gandara  
Record (Years) .....83-48 (5th)



#### #19 Florida State Seminoles

2017 Record .....6-2, 0-0 ACC  
All-Time .....Florida State leads 30-4  
Starters R/L .....4+Libero/4  
Head Coach .....Chris Poole  
Record (Years) .....263-66 (10th)

#### SCHEDULE & RECORD

6-5

THE RECORD		
ACC		0-0
NON-CONFERENCE		6-5
HOME		0-2
AWAY		2-1
NEUTRAL		4-2

#### THE SCHEDULE

DATE	OPPONENT (TV)	TIME/RESULTS
Aug. 25	(1) vs. Idaho State (YouTube)	W, 3-2
Aug. 25	(1) vs. South Dakota State (YouTube)	W, 3-0
Aug. 26	(1) at Milwaukee (ESPN3)	W, 3-2
Sep. 1	(2) vs. Ole Miss (Red Wolves Dig. Net.)	L, 3-2
Sep. 1	(2) at Arkansas State (RWDN)	W, 3-1
Sep. 2	(2) vs. SMU (RWDN)	W, 3-0
Sep. 8	(3) at Marshall (CUSA.tv)	L, 3-0
Sep. 9	(3) vs. Maryland	L, 3-0
Sep. 9	(3) vs. Toledo	W, 3-1
Sep. 15	(4) Radford (HokieVision)	L, 3-0
Sep. 16	(4) East Tennessee State (ACCNE)	L, 3-0
Sep. 22	at RV Miami* (ACCNE)	7 p.m.
Sep. 24	at No. 19 Florida State* (ACCNE)	1 p.m.
Sep. 27	at Virginia*	7 p.m.
Oct. 1	at Pitt*	1 p.m.
Oct. 6	Louisville* (HokieVision)	6:30 p.m.
Oct. 8	Notre Dame* (ACCNE)	Noon
Oct. 13	at North Carolina* (ACCNE)	5 p.m.
Oct. 15	at NC State* (ACCNE)	2 p.m.
Oct. 20	Wake Forest* (HokieVision)	6:30 p.m.
Oct. 22	Duke* (HokieVision)	1 p.m.
Oct. 27	at Syracuse* (ACCNE)	7 p.m.
Oct. 29	at Boston College*	1 p.m.
Nov. 3	Georgia Tech* (ACCNE)	6:30 p.m.
Nov. 5	Clemson* (ACCNE)	1 p.m.
Nov. 10	at Notre Dame*	7 p.m.
Nov. 12	at Louisville*	2 p.m.
Nov. 17	Florida State* (ACCNE)	6:30 p.m.
Nov. 19	Miami* (ACCNE)	Noon
Nov. 22	Virginia* (ACCNE)	4 p.m.
Nov. 24	Pitt* (ACCNE)	4 p.m.

\* ACC game | All times ET and are subject to change

- 1- Pepsi Panther Invitational
- 2- A-State Invitational
- 3- Thunder Invite
- 4- Hokie Invitational

2

More on page 3

- Virginia Tech opened up the year winning its first two tournaments and had two players earn ACC FOW.

30

More on page 3

- Freshman Kaity Smith had a debut to remember in the season opener, tallying 30 kills - a program first.

65

- Setter Rhegan Mitchell is tied at No. 3 in the nation for the most assists in a match (vs. Idaho State).

5

- This weekend marks the fifth time in history that the Hokies head down to Florida to start their ACC slate.



#### Virginia Tech Hokies

2017 Record .....6-5, 0-0 ACC  
Starters R/L .....4+Libero/2  
Head Coach .....Jill Wilson  
Record (Years) .....6-5 (1st)

#### HOW TO WATCH

Friday, Sept. 22

Match 1 - Miami (FL) @ 7 p.m. ET



Sunday, Sept. 24

Match 2 - Florida State @ 1 p.m.



#### WEEKEND STORYLINES



More on page 4

#### BACK ON THE ROAD


- Virginia Tech will be hitting the road to begin ACC play, marking the first time since 2014 when the Hokies started conference play at Wake Forest in Winston-Salem, N.C.
- Tech began 2015 and 2016 hosting North Carolina and Clemson to start league play.
- The Hokies became an ACC member institution in 2004.

#### BOUNCING BACK

- Tech got swept twice at the Thunder Invite to hosts Marshall and Maryland and then again on its home court this past weekend vs. Radford and East Tennessee State.
- The consecutive losses at the Thunder Invite marked the first time the Hokies have lost back-to-back 3-0 matches since 2016, when they lost to NC State (Oct. 30) and Georgia Tech (Nov. 4) in straight sets.

#### WILSON ENTERS FIRST YEAR

- Head coach Jill Wilson begins her first year in Blacksburg and her first year as a head coach.
- She comes from LSU where she was an assistant coach for 10 years and guided the Tigers to six NCAA Tournament trips and the 2009 SEC Championship.
- Wilson also brought in five top-30 recruiting classes.



#### SOCIAL



@VT\_VBall



@vthokievolleyball



@VT\_VBall



/HokieSports



#### VIRGINIA TECH CONTACT

Lance Dozier

Assistant, Strategic Communications

Phone: (507) 993-1898

Email: lance17@vt.edu

**AVCA Top 25 Preseason Poll**Sept. 18 | *Opponents in italics*

Team (1st place)	Points	Record	Last
1 Minnesota (40)	1567	11-0	1
2 Penn State (13)	1535	10-0	2
3 Florida (10)	1489	7-0	3
4 Stanford (1)	1370	7-2	4
5 Wisconsin	1355	9-0	5
6 Texas	1303	7-2	6
7 Washington	1230	10-1	7
8 Oregon	1040	7-1	11
9 BYU	976	11-1	14
10 Kentucky	953	9-2	12
11 UCLA	916	7-2	13
12 Kansas	864	11-2	9
13 Purdue	837	10-1	15
14 Nebraska	818	7-3	10
15 Creighton	799	7-4	8
16 Utah	631	9-2	16
17 San Diego	586	7-3	17
18 Iowa State	477	9-1	19
19 <i>Florida State</i>	412	6-1	20
20 Michigan	388	10-2	21
21 USC	230	8-3	18
22 Northern Iowa	212	10-4	NR
23 Colorado State	157	10-2	22
24 Wichita State	116	8-3	NR
25 Colorado	106	10-1	NR

**Others receiving votes:** WKU 77; Notre Dame 73; Michigan State 70; Cal Poly 61; Baylor 36; Washington State 28; Illinois 22; *Miami (FL) 18*; Maryland 8; Missouri State 7

**NCAA RPI**Nov. 26 | *Opponents in italics*

Team	Conference	Record
1 Minnesota	B1G	29-5
2 Texas	Big 12	27-5
3 Nebraska	B1G	31-3
4 Wisconsin	B1G	28-5
5 Stanford	Pac-12	27-7
6 Washington	Pac-12	29-5
7 BYU	WCC	29-4
8 UCLA	Pac-12	27-7
9 <i>North Carolina</i>	ACC	29-4
10 Kansas	Big 12	27-3
11 Missouri	SEC	26-6
12 Creighton	BIG EAST	29-7
13 Florida	SEC	27-4
14 Michigan	B1G	24-11
15 Michigan State	B1G	25-9
16 WKU	C-USA	30-3
17 San Diego	WCC	24-6
18 <i>Florida State</i>	ACC	26-6
19 Kansas State	Big 12	21-10
20 Kentucky	SEC	23-8
21 TCU	Big 12	15-13
22 Penn State	B1G	24-10
23 Arizona	Pac-12	20-15
24 Oregon	Pac-12	21-10
25 <i>SMU</i>	<i>American</i>	26-8
26 Boise State	MWC	26-7
27 Hawai'i	Big West	23-6
28 Purdue	B1G	19-14
29 Ohio State	B1G	22-13
30 UNLV	MWC	24-8

**QUICK FACTS**

University Name ..... Virginia Tech  
 Location ..... Blacksburg, Va.  
 Founded ..... 1872  
 Enrollment ..... 31,224  
 President ..... Dr. Timothy Sands  
 Director of Athletics ..... Whit Babcock  
 Nickname ..... Hokies  
 Mascot ..... Hokie Bird  
 Colors ..... Chicago Maroon and Burnt Orange  
 Affiliation ..... NCAA Division I  
 Conference ..... Atlantic Coast

**2017 Key Information****RETURNING STARTERS (4 + Libero)**

Stacey Christy	MB
Cara Cunningham	MB
Rhegan Mitchell	S
Carol Raffety	L
Jaila Tolbert	RS

**OTHERS RETURNING (9)**

Melody Caloyannides	OH
Kelly Esch	RS
Briana Lanktree	OH
Abby McKinzie	L/DS
Rhana Mitchell	DS
Mandy Powers	S
Haley Price	L/DS
Gabriela Senties	S/DS
Alex Toben	L/DS

**NEWCOMERS (5)**

Marisa Cerchio	MB
Kaity Smith	OH
Ester Talamazzi	OH
Kylie Thomas	L/DS
Kai Young	MB

**STARTERS LOST (2)**

Amanda McKinzie	OH
Lindsey Owens	OH

**2016 INFORMATION, 2017 PREVIEW**

Overall Record ..... 13-18  
 ACC Record ..... 8-12 (9th)  
 Starters Returning/Lost ..... 4 + Libero/2  
 Letterwinners Returning/Lost ..... 13/4  
 Returning Redshirts ..... 1  
 Newcomers ..... 5  
 Home Court ..... Cassell Coliseum  
 Capacity ..... 9,567

Hit .233 with 25 blocks and two services  
 Team-high 106 blocks, 24 SA, 212.5 points  
 Team-high 570 assists, 10.75 A/set, 1.75 D/set  
 Team-high 481 digs, 20 SA, 51 assists  
 Hit a team-high .301, 223 kills, 83 blocks

Saw time in eight matches as a freshman  
 Posted 69 kills, 29 blocks and 90 points  
 Appeared in 15 matches, tallying 40 kills  
 Played in 16 matches, racking up 56 digs  
 Turned in 52 digs, seven assists in 12 matches  
 Second-most on team with 529 assists  
 Redshirted due to hip surgery  
 Saw time in 16 matches, posting 34 assists  
 Started six matches and tallied 75 digs

Won USAV Nationals, 3x all-conference at Turpin  
 Cincinnati.com Player of the Year, 3x all-state  
 Club team took home U18 National Championship  
 3x all-state/conference, owns kills school record  
 All-conference senior year, captain, ran track

VaSID All-State, over 1,000 digs/kills  
 4x All-ACC, AVCA All-Region, over 1,000 kills

**Numerical Roster**

No.	Name	Pos.	Ht.	Cl.	Hometown
1	Kaity Smith	OH	6'1"	Fr.	Florence, Ky.
2	Gabriela Senties	S/DS	5'4"	So.	Laredo, Texas
3	Cara Cunningham	MB	6'4"	Sr.	Fairfax, Va.
4	Jaila Tolbert	RS	6'1"	Jr.	Minneapolis, Minn.
5	Carol Raffety	L	5'11"	So.	Novato, Calif.
6	Stacey Christy	MB	6'2"	r-Sr.	Hagerstown, Md.
7	Briana Lanktree	OH	5'11"	Sr.	Redono Beach, Calif.
8	Alex Toben	L/DS	5'8"	Jr.	Virginia Beach, Va.
9	Rhegan Mitchell	S	5'8"	r-Jr.	Peachtree City, Ga.
10	Kylie Thomas	L/DS	5'7"	Fr.	Sterling, Va.
11	Mandy Powers	S	5'11"	Sr.	Leesburg, Va.
14	Ester Talamazzi	OH	6'0"	Fr.	Campo Ligure, Genoa, Italy
15	Kelly Esch	RS	6'1"	Sr.	Williamsburg, Va.
16	Rhana Mitchell	L/DS	5'8"	Sr.	Peachtree City, Ga.
18	Haley Price	L/DS	5'8"	r-So.	Bristol, Tenn.
19	Marisa Cerchio	MB	6'3"	Fr.	Cincinnati, Ohio
20	Abby McKinzie	L/DS	5'9"	So.	East Leroy, Mich.
21	Melody Caloyannides	OH	6'0"	So.	Reston, Va.
22	Kai Young	MB	5'11"	Fr.	Charlotte, N.C.

**Head Coach:** Jill Wilson (LSU, 2001) 1st Season**Associate Head Coach:** John Wasielewski (Penn State, 1990)**Assistant Coach:** Thomas Amberg (UCLA, 2012)**Director of Operations:** Leah Joseph (Georgia Southern, 2016)**Pronunciation**

Melody Caloyannides: cal-oh-yahn-EE-dis

Marisa Cerchio: SER-ko

Rhegan Mitchell: like (Ronald) Reagan

Rhana Mitchell: RAIN-uh

Ester Talamazzi: Tal-uh-MAHT-zee

Jaila Tolbert: JAY-lah

Gaby Senties: sen-TEE-is

Jill Lytle Wilson: LIE-til



**2017 ACC Standings**

Team	Overall	ACC
1 Syracuse	9-5 .643	1-0
2 RV Miami	6-0 1.00	0-0
3 RV Notre Dame	10-1 .909	0-0
4 No. 19 Florida State	6-1 .857	0-0
5 Duke	8-3 .727	0-0
6 Wake Forest	8-4 .667	0-0
7 Pitt	7-4 .636	0-0
8 Louisville	6-4 .600	0-0
<b>9 Virginia Tech</b>	<b>6-5 .545</b>	<b>0-0</b>
10 Georgia Tech	5-6 .455	0-0
NC State	5-6 .455	0-0
12 Clemson	5-7 .417	0-0
13 North Carolina	3-5 .375	0-0
14 Virginia	4-7 .364	0-0
15 Boston College	3-8 .273	0-1

**2017 ACC Preseason Coaches' Poll**

1. North Carolina (196 points, 14 1st votes)
2. Florida State (169 points)
3. Pitt (168 points)
4. Notre Dame (149 points)
5. NC State (140 points)
6. Miami (136 points)
7. Duke (118 points)
8. Louisville (104 points)
9. Georgia Tech (99 points)
10. Syracuse (75 points)
11. Wake Forest (69 points)
- 12 Virginia Tech (54 points)**
13. Virginia (50 points)
14. Boston College (28 points)
15. Clemson (20 points)

**2017 ACC Preseason All-ACC Team**

Leah Meyer, Jr., MB, Duke  
 Milica Kabura, Sr., OH, Florida State  
 Gabriela Stavnetchei, Sr., OH, Georgia Tech  
 Tess Clark, Sr., MB/ OH, Louisville  
 Molly Sauer, Jr., L, Louisville  
 Olga Strantzali, Sr., OH, Miami  
 Haley Templeton, R-Jr., S, Miami  
 Taylor Fricano, Sr., MH/ OP, North Carolina  
 Taylor Leath, Jr., OH, North Carolina  
 Julia Scoles, So., OH, North Carolina  
 Bree Bailey, GS, OH, NC State  
 Julia Brown, Sr., OH, NC State  
 Sam Fry, Sr., MB, Notre Dame  
 Caroline Holt, Sr., S, Notre Dame  
 Kamalani Akeo, Jr., S, Pitt  
 Stephanie Williams, R-So., OH, Pitt  
 Santita Ebangwese, Jr., MB, Syracuse  
 Kylie Long, Sr., OH, Wake Forest

**GREENSBORO, N.C.** – For the third year in a row, North Carolina has been chosen as the ACC volleyball preseason favorite in a vote by the league's 15 head coaches.

It was unanimous as the reigning ACC Champion Tar Heels garnered all 14 first-place votes and 196 points. Coaches were not allowed to include their own team in their predicted order of finish.

**LAST TIME OUT**

- The last time out the Hokies went 0-2 at their own tournament, the Hokie Invitational. In front of a record crowd (873), the most since 2012, Virginia Tech was defeated by Radford, 3-0. It was the Highlanders' third Power Five win of the season (Arizona, South Carolina and Virginia Tech).
- Tech took on East Tennessee State the following day and had the same result, getting swept 3-0.
- A few season highs were set, though, with Alex Toben (8) and Carol Raffety (18) racking up season bests in digs, Abby McKinzie and Kylie Thomas each tallying two aces and Kelly Esch turning in six kills.
- Sophomore Melody Caloyannides played in her first two matches of the season, recording a dig.

**BACK-TO-BACK CHAMPS**

- Virginia Tech won its second-straight tournament in a row on Sept. 2, claiming the A-State Invitational. It won the Pepsi Panther Invitational opening weekend.
- Five players were named to an All-Tournament Team in non-conference action - Stacey Christy (Pepsi Panther Invitational), Rhagan Mitchell (Pepsi Panther Invitational, A-State Invitational), Kaity Smith (Pepsi Panther Invitational, Thunder Invite), Ester Talamazzi (A-State Invitational) and Jaila Tolbert (A-State Invitational).
- Of those five players, Tech garnered the MVPs from two of the four tournaments – Mitchell (Pepsi Panther Invitational) and Talamazzi (A-State Invitational).

**SCOOPING IT UP**

- Sophomore Carol Raffety has been a force on the defensive end as of late for the Hokies.
- The libero has had her best three-match stretch of the season, posting 16-plus digs or more in Tech's last three matches for a total of 51 digs.
- Raffety turned in 17 versus Toledo, a season-high 18 in the home opener against Radford and 16 in the Hokies' clash with ETSU.

**ACC FRESHMAN OF THE WEEK - 2**

- Outside hitter Ester Talamazzi followed in fellow teammate Kaity Smith's footsteps, as the freshman earned her first ACC honor on Sept. 4. Smith earned it in Week 1.
- The Italy native racked up 38 kills, 28 digs and four blocks against Ole Miss, A-State and SMU in Week 2.
- She posted her first-ever double-double (14 kills, 16 digs) against Ole Miss in five sets.

**ANOTHER FRESHMAN SHINES**

- In her debut against Ole Miss, coming in late in the fourth frame, freshman Kylie Thomas tallied her first-ever ace.
- After not playing in the opening weekend in Milwaukee, the ace for Thomas gave her some confidence as she followed it up in the next match playing in all four sets against Arkansas State, racking up a career-high 13 digs.
- Now with a full match under her belt, the Virginia native solidified her spot on the back end, being one of the first defensive specialists off the bench with playing in all three sets against SMU

to total eight digs and an assist.

**CAREER HIGHS FOR DAYS**

- The first week of the season was quite the start for returners on the Virginia Tech squad as five players set new career highs at the Pepsi Panther Invitational in Milwaukee.
- Libero Carol Raffety achieved career bests in assists (7) and service aces (4) against Milwaukee.
- Middle blocker Stacey Christy posted a career-high 11 kills in the opener and followed it up in the third match with a new career-high 13 kills. Christy also had a career-high six blocks.
- Middle blocker Cara Cunningham tallied a Virginia Tech career-high 12 kills versus SDSU.
- Right side hitter Jaila Tolbert earned her first-ever ace against SDSU.
- Setter Rhagan Mitchell opened up the season with a career-high 65 assists against Idaho State.

**SOMETHING ABOUT OPENERS**

- Rhagan Mitchell has had her A-game in back-to-back years in the opening match, setting new career highs in the 2016 and 2017 openers.
- She posted 57 kills against Appalachian State on Aug. 26, 2016 and followed it up with 65 versus Idaho State on Aug. 25, 2017.
- The 65-kill performance against Idaho State also included 14 assists, marking her first double-double of the season and the 11th in her storied career.

**A DEBUT FOR THE AGES**

- Freshman Kaity Smith placed her self in the record books on Aug. 25 when she led the Hokies to a 3-2 victory over Idaho State.
- Smith's 30 kills against the Bengals did the following in Tech's storied history:
- Most ever in a debut since the NCAA implemented rally scoring in 2001.
- Second freshman in school history to have over 30 kills in a match in their first season. Virginia Tech Sports Hall of Famer Lisa Pikalek racked up 38 against Southern Miss on Nov. 7, 1992.
- Tied for the seventh-most kills in Hokie history.

**SMITH GETS MORE RECOGNITION**

- Kaity Smith, who already received preseason recognition from PrepVolleyball.com (more on page 6), lived up to the hype opening weekend.
- She was named to the PrepVolleyball.com top-five impact freshman from Week 1, after her incredible weekend in Milwaukee.

**ACC RANKS**

- After this past weekend, the Hokies do no sit atop the ACC in any rankings. Previously, they led the ACC the first four weeks of the season in hitting percentage, but after hitting a .014 clip this weekend, Tech dropped to sixth in the conference (.228).
- Tech is also sixth in another category, opponent blocks (2.00/set), meaning it does a fine job of adjusting to blockers at the net.
- Redshirt junior Rhagan Mitchell is first among all ACC players in total assists with 383, and freshman Kaity Smith owns the third-most kills in the league with 139, despite missing two matches last weekend.
- Libero Carol Raffety is in sixth-place with 154 digs on the season, averaging 3.76 per set.



**LAST TIME THE TEAM...**

Won a match.....	vs. Toledo, 3-1, 9/9/17
Lost a match.....	vs. ETSU, 3-0, 9/16/17
Won at home.....	Wake Forest, 3-0, 11/13/16
Lost at home.....	vs. ETSU, 3-0, 9/16/17
Won on the road.....	vs. Toledo, 3-1, 9/9/17
Lost on the road.....	vs. Maryland, 3-0, 9/9/17
Won in three sets.....	vs. SMU, 3-0, 9/2/17
Lost in three sets.....	vs. ETSU, 3-0, 9/16/17
Won in four sets.....	vs. Toledo, 3-1, 9/9/17
Lost in four sets.....	No. 8 North Carolina, 3-1, 10/28/16
Won in five sets.....	at Milwaukee, 3-2, 8/26/17
Lost in five sets.....	vs. Ole Miss, 3-2, 9/1/17
Beat an ACC team.....	at Virginia, 3-2, 11/25/16
Lost to an ACC team.....	at Pitt, 3-0, 11/23/16
Beat an ACC team at home.....	Wake Forest, 3-0, 11/13/16
Lost to an ACC team at home.....	Duke, 3-0, 11/11/16
Beat an ACC team on the road.....	at Virginia, 3-2, 11/25/16
Lost to an ACC team on the road.....	at Pitt, 3-0, 11/23/16
Beat a non-conference team.....	vs. Toledo, 3-1, 9/9/17
Lost to a non-conference team.....	vs. ETSU, 3-0, 9/16/17
Beat non-conference team at home.....	Radford, 3-1, 9/16/17
Lost to non-conference team at home.....	vs. ETSU, 3-0, 9/16/17
Beat non-conference team on road.....	vs. Toledo, 3-1, 9/9/17
Lost to non-conference team on road.....	vs. Maryland, 3-0, 9/9/17
Beat a ranked team.....	at No. 19 Michigan State, 3-1, 9/4/15
Lost to a ranked team.....	No. 8 North Carolina, 3-1, 10/28/16
Beat an unranked team.....	vs. Toledo, 3-1, 9/9/17
Lost to an unranked team.....	vs. ETSU, 3-0, 9/16/17

Started a season 3-0.....2017  
 Was 10 matches over .500 in a season.....2013 (11 matches over .500 at 12-1)  
 Had 70 or more kills in a match.....Idaho State, 75, 8/25/17  
 Had 200 or more attacks in a match.....Chattanooga, 204, 9/19/15  
 Hit .300 or better in a match.....vs. South Dakota State, .402, 8/25/17  
 Hit .400 or better in a match.....vs. South Dakota State, .402, 8/25/17  
 Had 65 or more assists in a match.....Idaho State, 75, 8/25/17  
 Had 10 or more aces in a match.....vs. Bowling Green State, 10, 9/12/15  
 Had 75 or more digs in a match.....at Syracuse, 75, 11/20/16  
 Had 85 or more digs in a match.....Appalachian State, 85, 8/26/16  
 Had 10.0 or more blocks in a match.....vs. Ole Miss, 11, 9/1/17  
 Had 20.0 or more blocks in a match.....Virginia, 20, 11/28/15

**ON THIS DATE...FRIDAY...**

Virginia Tech has played 18 times on Sept. 22 and owns a 11-7 overall record. The Hokies are 3-2 at home inside Cassell Coliseum, 3-2 on the road and 5-3 at neutral sites. Here is the last three matches on this date.

Season	Date	Rank	Opponent	Score	Site
2006	Fri., 9/22	NR/NR	NC State*	W, 3-0	Blacksburg, Va.
2000	Fri., 9/22	NR/NR	vs. Howard	W, 3-0	Harrisonburg, Va.
1998	Tue., 9/22	NR/NR	at James Madison	W, 3-1	Harrisonburg, Va.

**ON THIS DATE...SUNDAY...**

Virginia Tech has played 14 times on Sept. 24 and owns a 9-5 overall record. The Hokies are 4-1 at home inside Cassell Coliseum, 1-2 on the road and 4-2 at neutral sites. Here is the last three matches on this date.

Season	Date	Rank	Opponent	Score	Site
2011	Sat., 9/24	NR/23	Florida State*	L, 3-0	Blacksburg, Va.
2010	Fri., 9/24	NR/NR	at Miami*	L, 3-0	Coral Gables, Fla.
1999	Fri., 9/24	NR/NR	La Salle*	W, 3-2	Blacksburg, Va.

**LAST TIME AN INDIVIDUAL...**

Had 20 or more kills in a match.....at Milwaukee, 20, Kaity Smith, 8/26/17  
 Had 30 or more kills in a match.....vs. Idaho State, 30, Kaity Smith, 8/25/17  
 Had 50 or more attacks in a match.....vs. Idaho State, 51, Kaity Smith, 8/25/17  
 Hit over .500 in a match.....vs. Maryland, .625, Jaila Tolbert, 9/9/17  
 Hit over .600 in a match.....vs. Maryland, .625, Jaila Tolbert, 9/9/17  
 Hit over .800 in a match.....vs. Toledo, .833, Marisa Cerchio, 9/9/17  
 Had 45 or more assists in a match.....at UWM, 56, Rhegan Mitchell, 8/26/17  
 Had 55 or more assists in a match.....at UWM, 56, Rhegan Mitchell, 8/26/17  
 Had 70 or more assists in a match.....Liberty, 86, Kelli O'Dell, 10/17/00  
 Had 4 or more aces in a match.....at Milwaukee, 4, Carol Raffety, 8/26/17  
 Had 8 or more aces in a match.....ULM, 8, Annie Spicer, 9/10/04  
 Had 25 or more digs in a match.....Radford, 27, Carol Raffety, 9/16/16  
 Had 30 or more digs in a match.....Georgia Tech, 30, Morgan O'Neill, 11/3/12  
 Had 10 or more blocks in a match.....vs. Ole Miss, 11, Cara Cunningham, 9/9/16  
 Had 15 or more blocks in a match.....West Virginia, 17, Cheryl Stinson, 10/5/01  
 Opponent had less than 30 kills in a match.....vs. SDSU, 22, 8/25/17  
 Two players had 17 or more kills each in a match.....Chattanooga (5 sets) - Amanda McKinzie (17), Kennedy Bryan (17) - 9/19/15

**What's a Hokie?**

The answer leads all the way back to 1896 when Virginia Agricultural and Mechanical College changed its name to Virginia Polytechnic Institute. With the change came the necessity for writing a new cheer and a contest for such a purpose was held by the student body.

Senior O.M. Stull won first prize for his "Hokie" yell which is still used today. Later, when asked if "Hokie" had any special meaning, Stull explained the word was solely the product of his imagination and was used only as an attention-getter for his yell. It soon became a nickname for all Tech teams and for those people loyal to Tech athletics.

The official university school colors - Chicago Maroon and Burnt Orange - also were introduced in 1896. The colors were chosen by a committee because they made a 'unique combination' not worn elsewhere at the time. The official definition of "hokie" is "a loyal Virginia Tech Fan".

**RETURNING NUMBERS**

- To open the 2017 season, Virginia Tech returns almost all of its assists and blocking personnel, but will need a push in the kills department with departing outside hitters Amanda McKinzie and Lindsey Owens.

Returning	Kills	Assists	Digs	Blocks	Points
2017	43.1%	96.2%	58.2%	77.0%	49.4%


**HOKIES IN ACC OPENERS**

- The Hokies are 5-8 all-time in ACC openers (4-3 home, 1-5 road). Tech's first ACC win was in its opener versus FSU when it first joined the ACC in 2004.

Date	Opponent	Location	Score
Sept. 23, 2004	Florida State	Cassell Coliseum	W, 3-2
Sept. 23, 2005	at North Carolina	Chapel Hill, N.C.	L, 3-0
Sept. 15, 2006	Virginia	Cassell Coliseum	W, 3-0
Sept. 14, 2007	at Virginia	Charlottesville, Va.	L, 3-0
Sept. 23, 2008	Virginia	Cassell Coliseum	W, 3-0
Sept. 25, 2009	at No. 18 Florida State	Tallahassee, Fla.	L, 3-1
Sept. 24, 2010	at Miami	Coral Gables, Fla.	L, 3-0
Sept. 23, 2011	No. 21 Miami	Cassell Coliseum	L, 3-0
Sept. 21, 2012	No. 15 Florida State	Cassell Coliseum	L, 3-2
Sept. 21, 2013	at Wake Forest	Winston-Salem, N.C.	W, 3-1
Sept. 26, 2014	at Wake Forest	Winston-Salem, N.C.	L, 3-2
Sept. 25, 2015	North Carolina	Cassell Coliseum	L, 3-1
Sept. 23, 2016	Clemson	Cassell Coliseum	W, 3-0

**SAME HOME, NEW COURT**

- Virginia Tech Athletics this summer implemented a new design on the playing surface at Cassell Coliseum. The basketball and volleyball court displays three iconic campus spots - Torgerson Bridge, Burruss Hall and War Memorial Chapel.
- In addition to the court redesign, Tech redid the floors at the men's basketball practice facility and volleyball practice gym, at a cost of about \$35,000.



**RECORD WHEN...**

Overall:	6-5
Home:	0-2
Away:	2-1
Neutral:	4-2
Three-set match:	2-4
Four-set match:	2-0
Five-set match:	2-1
Win first set:	3-0
Lose first set:	3-5
Win first two sets:	2-0
Split first two sets:	4-1
Lose first two sets:	0-4
Against top-25 teams:	0-0
Against unranked teams:	6-5
ACC:	0-0
Home:	0-0
Away:	0-0
Three-set match:	0-0
Four-set match:	0-0
Five-set match:	0-0
Win first set:	0-0
Lose first set:	0-0
Win first two sets:	0-0
Split first two sets:	0-0
Lose first two sets:	0-0
Against top-25 teams:	0-0
Against unranked teams:	0-0
Higher hitting % than opponent:	6-0
Lower hitting % than opponent:	0-5
Hit over .400:	1-0
Hit over .300:	2-0
Hit over .200:	2-1
Hit under .200:	1-4
Opponent hits under .200:	4-1
More kills than opponent:	6-0
Fewer kills than opponent:	0-5
More service aces than opponent:	2-0
Fewer service aces than opponent:	2-4
Same service aces as opponent:	2-1
More digs than opponent:	4-1
Fewer digs than opponent:	2-4
Same digs as opponent:	0-0
More blocks than opponent:	2-1
Fewer blocks than opponent:	4-4
Same blocks as opponent:	0-0
On Wednesday:	0-0
On Friday:	3-3
On Saturday:	3-2
On Sunday:	0-0
In August:	3-0
In September:	3-6
In October:	0-0
In November:	0-0
In December:	0-0
Current set winning streak:	-
Current set losing streak:	6
Longest set winning streak:	7
Longest set losing streak:	6
Current match winning streak:	-
Current match losing streak:	2
Current ACC winning streak:	-
Current ACC losing streak:	-
Longest match winning streak:	3
Longest match losing streak:	2
Current home winning streak:	-
Current home losing streak:	2
Current home ACC winning streak:	-
Current home ACC losing streak:	-

**THE SCHEDULE**

• Of the 25 teams on Tech's schedule this fall, 12 squads posted 20-plus win seasons last year. Of the 12, four made the NCAA Tournament and 11 finished in the top-100 in RPI.

**RACKING IT UP**

• With trips to the states of Wisconsin, Arkansas and West Virginia for non-conference tournaments, the Hokies racked up over 1,600 miles of travel.

• The closest of the three trips was to Huntington, West Virginia (190 miles), where Tech played on the campus of Conference USA member Marshall.

**ON THE ROAD AGAIN**

• Tech will play its first 13 of 15 matches on the road and won't host its first conference match until Oct. 6.

**FALL FAMILY WEEKEND**

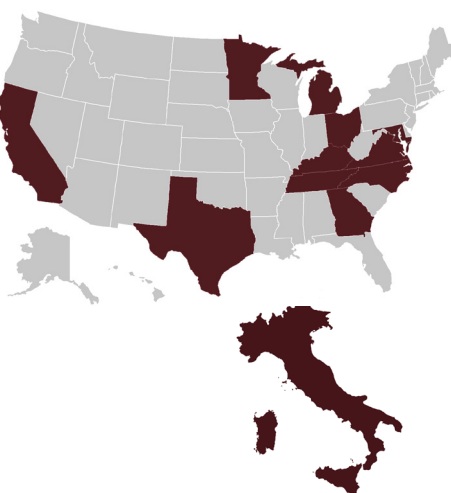
• On Oct. 6 when Virginia Tech takes on Louisville in its first home conference match of the season, will be Tech's annual Fall Family Weekend. Additionally, it will be the first time first-year head coach Jill Lytle Wilson coaches against an ACC opponent on her home floor.

• Some of the highlights of the weekend include President Tim Sands' state of the university ad-

**WHERE THEY AT**

• Tech has 19 players on the squad who represent 10 states and one international country (Italy).

• Virginia is where the most players are from on the team, making up 32 percent.



dress, family movie night in Lane Stadium, open houses and information sessions.

**STOMPING GROUNDS**

• Virginia Tech has some ties to its opponents this weekend as six players combined from Miami and FSU grew up in the same state as four Hokies.

• Miami and Virginia Tech both have a player from Italy. The U's Lucia Pampana is from Modena and Tech's Ester Talamazzi is from Genoa, which is roughly three hours apart.

• Georgia takes the cake as five players from the three teams are from the Peach State - Florida State (1), Miami (2) and Virginia Tech (2).

**FRESHMEN SAW ACTION**

• Out of the four true freshmen in 2016, the quartet racked up 71 sets played.

• Of the 71 sets, libero Carol Raffety accounted for 31 of them (44%).

• In their action on the court, they did not disappoint as each had career nights in their rookie campaigns - setter Gabriela Senties tallied 18 assists against Ole Miss, Raffety posted 28 digs in the season opener versus Appalachian State, defensive specialist Abby McKinzie had 11 digs in Tech's clash with Temple and outside hitter Melody Caloyannides chipped in two kills against Ohio.

**STATES/COUNTRY**Virginia (6)

#3 Cara Cunningham  
#8 Alex Toben  
#10 Kylie Thomas  
#11 Mandy Powers  
#15 Kelly Esch  
#21 Melody Caloyannides

California (2)

#5 Carol Raffety  
#7 Briana Lanktree

Georgia (2)

#9 Rhagan Mitchell  
#16 Rhana Mitchell

Ky., Md., Mich., Minn., N.C., Ohio, Tenn., Texas, Italy (1)

#1 Kaity Smith (Ky.)  
#2 Gabriela Senties (Texas)  
#4 Jaila Tolbert (Minn.)  
#6 Stacey Christy (Md.)  
#14 Ester Talamazzi (Italy)  
#18 Haley Price (Tenn.)  
#19 Marisa Cerchio (Ohio)  
#20 Abby McKinzie (Mich.)  
#22 Kai Young (N.C.)

**#VenTure**

"The culture is starting to change quite a bit. We've talked a lot about being adventurous, bold and risky - I think that's going to be a big part of our program. Everything that we have thrown at them they have bought in and give the theme #VenTure life. I really appreciate that and it makes me excited for the season because when you have a group that is that open-minded, they are going to be able to take big steps. #VenTure is a daring and risky endeavour, diving into something new to take a step, and that's what is going to be key for them to be able to take the next step for this program." - Jill Lytle Wilson

## SISTER DUO

- The Mitchells will play key roles for Tech this season with Rhegan returning as the Hokies' starting setter and Rhana holding down the back line defense.
- The redshirt junior and senior both have similar tastes in a few categories, as expected for the twins.
- Their favorite superhero is Spiderman, sport beside volleyball is basketball, TV show is Game of Thrones, midnight snack is chips, website is Amazon and place to shop is Target.

## SMITH TABBED PRESEASON AWARD

- Freshman Kaity Smith was included on PrepVolleyball.com's list of Top Impact Freshmen.
- The outside hitter out of Kentucky had a teammate as well who made the list, Keyton Kinley, who will be a defensive specialist and libero for Tennessee.

## AVCA ACADEMIC HONOR

- The American Volleyball Coaches Association announced that the Virginia Tech volleyball program earned Team Academic Honors for the 2016-17 season.
- The AVCA honored a record 822 teams this year from both the high school and college ranks.
- The award is given to teams that hold an average 3.30 cumulative team GPA during the academic year on a 4.0 scale or 4.10 on a 5.0 scale.
- The Hokies finished the academic year with a cumulative team grade point average of 3.31.

- A total of 145 Division I schools were honored and Tech is one of six ACC schools to make the list, joining Clemson, Louisville, NC State, Notre Dame and Virginia.

## FINISHING STRONG

- Setter Rhegan Mitchell was out for two months of the season last fall, but came back right before November and put on a clinic on how to set, racking up 307 assists in the month.
- Tech went 5-3 in November - its best winning percentage of any month (minimum eight matches).

## TOLBERT REPS ACC

- Junior Jaila Tolbert was selected as the ACC's lone Student-Athlete Advisory Committee (SAAC) representative on the National Division I SAAC - Tech's first ever.
- She will vote on proposals regarding welfare for student-athletes - mental health, time demands and more.
- Tolbert led the team in hitting clip (.301) in '16.

## SOPHOMORE SET TO LEAD

- Carol Raffety was an impact player last year playing in all 31 matches, one of only four Hokies to do so, and broke the freshman digs record with 481 - most since 2004.
- The libero finished sixth in the ACC with 4.26 digs per set in 113 sets.
- A California native, Raffety's career high is 28 digs (vs. Appalachian St.).

## MAROON-ORANGE SCRIMMAGE

- The inaugural scrimmage took place on Saturday, Aug. 19, as the Hokies split up into two teams in front of their home fans. The Orange team won 4-0.
- It was the first time the five newcomers saw action and they did not disappoint with outside hitters Kaity Smith (15 kills) and Ester Talamazzi (12 kills) posting strong performances and middle blockers Kai Young (three solo blocks) and Marisa Cerchio (six kills) standing tall. Libero Kylie Thomas tallied 10 digs, respectively.
- Junior Jaila Tolbert had a match-high 18 kills.

## PRO CIRCUIT

- Announced on Aug. 24, alum Amanda McKinzie ('17) signed with VBC Val-de-Travers located in Couvet, Switzerland, to play professional volleyball.
- The outside hitter is the second pro to come out of Tech in the last two years. Kennedy Bryan ('16) plays in Palmi, Italy, for the club Golem Volley.
- McKinzie is just the latest as 12 former Tech volleyball student-athletes have played pro in the last decade.

## OFFICIAL REPLAY

- Video replay (Challenge Review System - CRS) enters its second year in collegiate volleyball.
- Each team has three challenges per match, and challenges are not tied to timeouts.

## 2017 MATCH-BY-MATCH STARTERS

Opponent	Date	MB	MB	OH	OH	RS	S	L
Idaho State (W, 3-2)	Aug. 25	Marisa Cerchio	Cara Cunningham	Ester Talamazzi	Kaity Smith	Jaila Tolbert	Rhegan Mitchell	Carol Raffety
SDSU (W, 3-0)	Aug. 25	Stacey Christy	Cara Cunningham	Ester Talamazzi	Kaity Smith	Jaila Tolbert	Rhegan Mitchell	Carol Raffety
Milwaukee (W, 3-2)	Aug. 26	Stacey Christy	Cara Cunningham	Ester Talamazzi	Kaity Smith	Alex Toben	Rhegan Mitchell	Carol Raffety
Ole Miss (L, 3-2)	Sep. 1	Stacey Christy	Cara Cunningham	Ester Talamazzi	Kaity Smith	Abby McKinzie	Rhegan Mitchell	Carol Raffety
Arkansas State (W, 3-1)	Sep. 1	Stacey Christy	Cara Cunningham	Ester Talamazzi	Kaity Smith	Jaila Tolbert	Rhegan Mitchell	Carol Raffety
SMU (W, 3-0)	Sep. 2	Stacey Christy	Cara Cunningham	Ester Talamazzi	Kaity Smith	Jaila Tolbert	Rhegan Mitchell	Carol Raffety
Marshall (L, 3-0)	Sep. 8	Stacey Christy	Cara Cunningham	Ester Talamazzi	Kaity Smith	Jaila Tolbert	Rhegan Mitchell	Carol Raffety
Maryland (L, 3-0)	Sep. 9	Stacey Christy	Marisa Cerchio	Ester Talamazzi	Kaity Smith	Jaila Tolbert	Rhegan Mitchell	Carol Raffety
Toledo (W, 3-1)	Sep. 9	Stacey Christy	Marisa Cerchio	Ester Talamazzi	Kaity Smith	Jaila Tolbert	Mandy Powers	Carol Raffety
Radford (L, 3-0)	Sep. 15	Stacey Christy	Cara Cunningham	Ester Talamazzi	Kelly Esch	Jaila Tolbert	Rhegan Mitchell	Carol Raffety
ETSU (L, 3-0)	Sep. 16	Stacey Christy	Cara Cunningham	Ester Talamazzi	Kelly Esch	Jaila Tolbert	Rhegan Mitchell	Carol Raffety
Miami*	Sep. 22							
Florida State*	Sep. 24							
Virginia*	Sep. 27							
Pitt*	Oct. 1							
Louisville*	Oct. 6							
Notre Dame*	Oct. 8							
North Carolina*	Oct. 13							
NC State*	Oct. 15							
Wake Forest*	Oct. 20							
Duke*	Oct. 22							
Syracuse*	Oct. 27							
Boston College*	Oct. 29							
Georgia Tech*	Nov. 3							
Clemson*	Nov. 5							
Notre Dame*	Nov. 10							
Louisville*	Nov. 12							
Florida State*	Nov. 17							
Miami*	Nov. 19							
Virginia*	Nov. 22							
Pitt*	Nov. 24							





**PROGRAM HISTORY**

First Year	1977
All-Time Record	722-627-3
Conference Champions	(1) 1972, Metro
Tournament Championships	None
NCAA Tournaments	(1) 2010
NIVC Tournaments (0) Steve Lowe Award	1982
Postseason Record	1-1
Best record	(1992) 26-11
Best in NAAs	(2010) 1-1
Players signed pro	12 since 2006

**CASSELL COLISEUM**

Capacity	9,567
Opened	1962
Renovation	2017
Tech Record	365-160 (.695)
Attendance High in 2016	2,341
Winning Seasons	20

**UPCOMING MILESTONES**

50 Aces	Cara Cunningham, 37
250 Blocks	Cara Cunningham, 216
500 Kills	Jaila Tolbert, 460
750 Digs	Carol Raffety, 635
2,000 Assists	Rhegan Mitchell, 1,869

**SCOUTING MIAMI**

- Miami has had a total of five matches cancelled due to Hurricane Irma, therefore it has only played six matches on the year, owning a 6-0 record.
- Head coach Jose "Keno" Gandara is in his fifth year in Coral Gables and has led his squad to three NCAA Tournaments. Gandara, who graduated from UC Santa Barbara, played professional volleyball for a decade overseas in the Spanish, Brazilian, French and Puerto Rico leagues.
- The Hurricanes are led by Olga Strantzali, who boasts the best kills per set average in the entire conference (5.05). Strantzali earned AVCA All-American Honorable Mention honors last season and was picked preseason All-ACC in 2017. Miami also has another player who leads the league in a category, Haley Templeton (10.85 assists per set).
- Miami has a 17-7 advantage in the all-time series. The series started in 2002 when both of the teams were in the BIG EAST. The Hokies are 1-10 in Coral Gables and have not won on the road at The U since 2009.

**SCOUTING FLORIDA STATE**

- The Seminoles enter the weekend with a 6-2 record after losing this past Tuesday in three sets to their rival, the Florida Gators. Florida State, similar to Miami, had one of its tournaments cancelled due to Hurricane Irma. It was scheduled to play Tennessee and Arizona.
- Outside hitters Milica Kubar and Natasha Calkins lead the team in kills, combining for 221, which is over 50 percent of the teams' total kills. Junior Brienne Burkert paces the Noles, dishing out 309 assists on the year at the setter position. Burkert owns the eighth-most assists in the ACC.
- FSU is coached by Chris Poole, who enters his 10th season in Tallahassee. Poole has led the Seminoles to seven-straight NCAA Tournaments and currently ranks as the seventh winningest active coach in Division I.
- The Hokies and Seminoles have played 34 matches in the all-time series, and Florida State owns the series 30-4. Tech has dropped seven of its last eight against the Noles, including three-straight.

**2017 TEAM MATCH-BY-MATCH**

Date	Opponent	sp	attack				set			serve				recept			dig	blocking				bhe	points	score
			k	e	ta	pct	a	ta	pct	sa	se	ta	pct	re	ta	pct		bs	ba	be	total			
Aug 25, 2017	vs Idaho State	5	75	19	143	.392	73	-	-	4	12	-	-	6	89	.933	58	1	4	2	3.0	1	-	3-2
Aug 25, 2017	vs South Dakota State	3	45	12	82	.402	40	-	-	9	10	-	-	2	46	.957	27	1	10	1	6.0	0	-	3-0
Aug 26, 2017	at Milwaukee	5	67	21	157	.293	64	-	-	6	10	-	-	6	96	.938	59	2	18	4	11.0	1	-	3-2
Sep 01, 2017	vs Ole Miss	5	46	25	146	.144	41	-	-	5	13	-	-	9	90	.900	57	3	16	2	11.0	0	-	2-3
Sep 01, 2017	at Arkansas State	4	52	26	149	.174	50	-	-	1	6	-	-	2	72	.972	72	5	4	1	7.0	2	-	3-1
Sep 02, 2017	vs SMU	3	50	17	119	.277	48	-	-	3	6	-	-	3	61	.951	47	3	8	0	7.0	2	-	3-0
Sep 8, 2017	at Marshall	3	38	14	95	.253	35	-	-	2	9	-	-	5	66	.924	39	1	6	0	4.0	1	-	0-3
Sep 9, 2017	vs Maryland	3	30	13	87	.195	28	-	-	2	2	-	-	4	63	.937	31	1	2	0	2.0	0	-	0-3
Sep 9, 2017	vs Toledo	4	53	14	115	.339	48	-	-	6	6	-	-	4	66	.939	62	1	10	1	6.0	0	-	3-1
Sep 15, 2017	RADFORD	3	23	24	104	-.010	21	-	-	5	3	-	-	6	64	.906	50	1	10	2	6.0	2	-	0-3
Sep 16, 2017	ETSU	3	27	23	111	.036	26	-	-	6	1	-	-	6	69	.913	49	0	6	0	3.0	2	-	0-3
		41	506	208	1308	.228	474	-	-	49	78	-	-	53	782	.932	551	19	94	13	66.0	11	-	
Opponents		41	513	208	1348	.226	480	-	-	53	85	-	-	48	792	.939	530	23	118	5	82.0	17	-	

Sets played: 41  
 Kills per set: 12.34  
 Assists per set: 11.56

Service aces per set: 1.20  
 Digs per set: 13.44  
 Blocks per set: 1.61

Ball handling errors per set: 0.27  
 Reception errors per set: 1.29



## 2017 MATCH-BY-MATCH LEADERS

Opponent	Date	Kills	%	Assists	Aces	Digs	Blocks
Idaho State (W, 3-2)	Aug. 25	30 - Smith	.556 - Christy	65 - Rhe. Mitchell	2 - Christy	17 - Raffety	2 - Talamazzi, Cerchio
SDSU (W, 3-0)	Aug. 25	12 - Cunningham	.500 - Cunningham	31 - Rhe. Mitchell	4 - Cunningham	10 - Raffety	3 - Cunningham, Tolbert
Milwaukee (W, 3-2)	Aug. 26	30 - Smith	.667 - Esch	56 - Rhe. Mitchell	4 - Raffety	14 - Mitchell, Raffety	6 - Christy
Ole Miss (L, 3-2)	Sep. 1	14 - Talamazzi	.321 - Tolbert	39 - Rhe. Mitchell	1 - (5 players)	16 - Talamazzi	5 - Cunningham
Arkansas State (W, 3-1)	Sep. 1	16 - Smith	.364 - Cunningham	40 - Rhe. Mitchell	1 - Raffety	14 - Smith, Raffety	4 - Cunningham
SMU (W, 3-0)	Sep. 2	16 - Smith	.474 - Tolbert	43 - Rhe. Mitchell	1 - (3 players)	15 - Raffety	5 - Cunningham
Marshall (L, 3-0)	Sep. 8	16 - Smith	.462 - Tolbert	31 - Rhe. Mitchell	1 - (2 players)	11 - Raffety	1 - (7 players)
Maryland (L, 3-0)	Sep. 9	8 - Talamazzi	.625 - Tolbert	14 - Rhe. Mitchell	1 - (2 players)	9 - Talamazzi	1 - (3 players)
Toledo (W, 3-1)	Sep. 9	17 - Smith	.833 - Cerchio	26 - Rhe. Mitchell	3 - Raffety	17 - Raffety	4 - Christy
Radford (L, 3-0)	Sep. 15	7 - Talamazzi	.214 - Cunningham	19 - Rhe. Mitchell	2 - (2 players)	18 - Raffety	4 - Christy
ETSU (L, 3-0)	Sep. 16	12 - Talamazzi	.167 - Talamazzi	19 - Rhe. Mitchell	2 - (2 players)	16 - Raffety	2 - Cunningham, Tolbert
Miami*	Sep. 22						
Florida State*	Sep. 24						
Virginia*	Sep. 27						
Pitt*	Oct. 1						
Louisville*	Oct. 6						
Notre Dame*	Oct. 8						
North Carolina*	Oct. 13						
NC State*	Oct. 15						
Wake Forest*	Oct. 20						
Duke*	Oct. 22						
Syracuse*	Oct. 27						
Boston College*	Oct. 29						
Georgia Tech*	Nov. 3						
Clemson*	Nov. 5						
Notre Dame*	Nov. 10						
Louisville*	Nov. 12						
Florida State*	Nov. 17						
Miami*	Nov. 19						
Virginia*	Nov. 22						
Pitt*	Nov. 24						

## 2017 DOUBLE-DOUBLES COUNT

Who	What	When
Rhegan Mitchell.....	57 A, 14 D.....	at Milwaukee (8/25)
Rhegan Mitchell.....	39 A, 10 D.....	vs. Ole Miss (9/1)
Ester Talamazzi.....	14 K, 16 D.....	vs. Ole Miss (9/1)
Kaity Smith.....	16 K, 14 D.....	at Arkansas State (9/1)
Kaity Smith.....	17 K, 12 D.....	vs. Toledo (9/9)

## 2017 TEAM, PLAYER &amp; OPPONENT HIGHS

Kills	
Team	75 vs. Idaho State (8/25)
Player	Kaity Smith - 30 vs. Idaho State (8/25)
Opponent	64 - Milwaukee (8/26)
Attack Percentage	
Team	.402, 45-12-82 vs. SDSU (8/25)
Player (min. 12 kills)	Jaila Tolbert - .591, 14-1-22 vs. Toledo (9/9)
Opponent	.429, 52-10-98 - vs. Maryland (9/9)
Assists	
Team	73 vs. Idaho State (9/25)
Player	Rhegan Mitchell - 65 vs. Idaho State (8/25)
Opponent	60 - Milwaukee (8/26)
Service Aces	
Team	9 vs. SDSU (8/25)
Player	Carol Raffety - 4 at Milwaukee (8/26)
Opponent	9 - Ole Miss (9/1)
Digs	
Team	72 at Arkansas State (9/1)
Player	Carol Raffety - 17 vs. Toledo (9/9)
Opponent	69 - Ole Miss (9/1)
Total Blocks	
Team	11 at Milwaukee (8/26)
Player	Stacey Christy - 6 at Milwaukee (8/25)
Opponent	10 - Toledo (9/9)







## Jill LYTLE WILSON

- First season at Virginia Tech
- 15th as a coach in Division I
- Produced 15 All-SEC players and '02 ACC Player of the Year
- Averaged 20+ wins per year at LSU (10 years)

### The Wilson File

#### PERSONAL

BORN: May 6, 1979

HOMETOWN: Richmond, Texas

FAMILY: Husband, Jared

COACHING RECORD AT VIRGINIA TECH: 0-0 (1st year)

CAREER HEAD COACHING RECORD: 0-0 (.000)

#### EDUCATION

LSU - Bachelor of Science - Business Admin., 2001

JOINED TECH STAFF: Jan. 12, 2017

YEARS OF COLLEGIATE HEAD COACHING: 0

YEARS OF COLLEGIATE COACHING: 15

#### COACHING HISTORY

2017- Virginia Tech (Head Coach)

2013-16 LSU (Associate Head Coach)

2007-12 LSU (Assistant Coach)

2006-07 Wake Forest (Assistant Coach)

2002-04 North Carolina (Assistant Coach)

2001-02 Tennessee-Martin (Graduate Assistant)

#### PLAYING HISTORY

1997-00 LSU (outside hitter)

4-year letterwinner and starter

Ranked 6th in the SEC with 23 service aces senior year

Appeared in the 2000 SEC Tournament finals

#### POSTSEASON EXPERIENCE

LSU 2014 (First Round - Eugene, Ore.)

Defeated Oklahoma, Loss to Oregon

2013 (First Round - Seattle, Wash.)

Defeated Michigan, Loss to Washington

2010 (First Round - Norman, Okla.)

Loss to Tulsa

2009 (First Round - Baton Rouge, La.)

Defeated Tulane, Loss to Texas A&M

2008 (First Round - Los Angeles, Calif.)

Loss to UCLA

2007 (First Round - Austin, Texas)

Defeated New Mexico State, Loss to Texas

UNC 2002 (Regionals - Lincoln, Neb.)

Defeated Winthrop, South Carolina at home

Loss to Hawai'i

Jill Lytle Wilson was named the head coach of the Virginia Tech volleyball program on Jan. 12, 2017.

Wilson joins the Hokies after an extremely successful run on the bench in LSU where, as the recruiting coordinator, she signed five top-30 recruiting classes according to PrepVolleyball.com. She also helped lead the Tigers to six NCAA Tournament appearances and the 2009 SEC Championship, as well as 25-win seasons in 2007, 2009 and 2010. The Tigers averaged over 20 wins per season during her time on the LSU staff.

"We are excited to welcome Jill and her husband, Jared, to Virginia Tech," Virginia Tech Director of Athletics Whit Babcock said after the announcement of her hiring. "Jill served as an integral component of an LSU program that became a perennial NCAA tournament team during her tenure in the highly-competitive Southeastern Conference. We heard from some of the most respected coaches in the country about Jill's many talents, and their sentiments were very consistent that the school that recruited her away from her alma mater was going to be fortunate to have Jill lead their volleyball program."

Along with her reputation as a staunch recruiter, Lytle Wilson helped produce 15 All-SEC selections, four American Volleyball Coaches Association All-South Region First Team picks and an AVCA First Team All-American and SEC Player of the Year in middle blocker Brittnee Cooper.

No stranger to the ACC, Wilson was an assistant at North Carolina

from 2002-04 before serving as the top assistant at Wake Forest in 2006. She coached two All-Americans, an ACC Player of the Year and helped lead the Tar Heels to the 2002 regular season ACC Championship and an NCAA Sweet Sixteen appearance. With the Demon Deacons, Wilson trained outside and right side hitters along with assisting in recruiting prospective student-athletes and organizing all team travel.

Lytle Wilson broke into coaching in 2001 as a graduate assistant coach at Tennessee-Martin. The Skyhawks finished the campaign with a 24-7 record and won the Ohio Valley Conference regular season championship.

A four-year starter at outside hitter at LSU from 1997-2000, Wilson ranked sixth in the SEC with 23 service aces during her senior campaign that also saw the Tigers appear in the 2000 SEC Tournament finals.

Lytle Wilson exemplified the Virginia Tech spirit of Ut Prosim while she was a student-athlete. She was the Tigers' representative on the women's at-large SEC Good Works Team in 1999-00 and she was named the LSU Student-Athlete Volunteer of the Year in 2000.

The Richmond, Texas, native graduated from LSU with a B.S. in business administration with concentration in pre-law. While at UT-Martin, Wilson pursued graduate studies in health and human performance.



## KAITY SMITH

Freshman | 6-1  
Outside Hitter | Florence, Ky.

High School/Club Team  
Randall Cooper | Lexington United

Major: Criminology

# 1

**Thunder Invite All-Tournament Team**  
**Pepsi Panther Invitational All-Tournament Team**  
**ACC Freshman of the Week (08/28/17)**

### AT THE NET

- Has started in nine matches, missed last two games (ankle)
- Started off the season with a bang, tallying 30 kills in her debut against Idaho State - second most in a match across the nation
- The 30-kill feat was the most in a Hokie debut since 2001 when the NCAA implemented rally scoring
- It was the most kills by a Tech player since 1992
- It was the second-most ever by a freshman in school history
- It's tied for the seventh-most all-time
- Posted her first career double-double against Arkansas State, tallying 16 kills and a career-high 14 digs
- Followed it up with 16 kills and nine digs in a win over SMU to lead Tech to the A-State Invitational title
- Turned in her third-straight match of swinging 16 kills against Marshall
- Posted the second double-double (17 kills, 12 digs) of her career versus Toledo
- Four-year high school varsity letterwinner
- 2016 Cincinnati.com City Player of the Year
- Ranked No. 88 in PrepVolleyball's Senior Aces
- 2016 Under Armour All-American Third Team
- Three-time All-State and a four-time All-Conference selection
- 2016 Region 9 Player of the Year
- Named to PrepVolleyball's Sophomore 79 and Freshman 59 lists.

### CAREER/SEASON HIGH

Kills.....30 vs. Idaho State (8/25/17)  
Hitting percentage.....541 vs. Idaho State (8/25/17)  
Assists.....1 (2x)  
Aces.....1 (6x)  
Digs.....14 at Arkansas State (9/1/17)  
Blocks.....1 (3x)

### 2017 MATCH-BY-MATCH STATS

Date	Opponent	set	a	e	ta	pt	a	ta	pt	sa	se	ta	pt	re	ta	pt	di	bs	ba	be	total	pts	team	h%	score
Aug 25, 2017	vs Idaho State	3	30	7	51	.451	0	-	-	1	4	-	-	2	23	.913	8	0	0	0	0.0	0	-	.392	3-2
Aug 25, 2017	vs South Dakota State	3	11	3	21	.381	0	-	-	1	4	-	-	0	1	1.000	3	0	0	0	0.0	0	-	.402	3-0
Aug 25, 2017	at Milwaukee	5	20	7	54	.241	0	-	-	1	5	-	-	1	12	.917	8	0	1	0	1.0	0	-	.283	3-2
Sep 01, 2017	vs Ole Miss	4	8	9	33	.030	0	-	-	1	3	-	-	1	1	1.000	6	0	0	0	0.0	0	-	.144	2-3
Sep 01, 2017	at Arkansas State	4	16	8	53	.151	1	-	-	0	2	-	-	1	1	1.000	14	2	0	0	2.0	0	-	.174	3-1
Sep 02, 2017	vs SMU	3	16	8	36	.222	0	-	-	1	1	-	-	1	1	1.000	9	0	1	0	1.0	0	-	.277	3-0
Sep 8, 2017	at Marshall	3	19	7	34	.265	0	-	-	0	3	-	-	0	24	1.000	5	0	0	0	0.0	0	-	.253	0-3
Sep 9, 2017	vs Maryland	3	5	2	18	.167	0	-	-	0	1	-	-	2	5	.600	3	0	0	0	0.0	0	-	.195	0-3
Sep 9, 2017	vs Toledo	4	17	4	41	.317	1	-	-	1	2	-	-	2	13	.846	12	0	1	0	1.0	0	-	.339	3-1
		32	139	55	341	.246	2	-	-	6	25	-	-	10	81	.877	66	2	3	0	3.0	0	-		

Sets played: 35  
Kills per set: 3.97  
Assists per set: 0.06

Service aces per set: 0.17  
Digs per set: 1.89  
Blocks per set: 0.14



## GABRIELA SENTIES

Sophomore | 5-4  
S/DS | Laredo, Texas

High School/Club Team  
Laredo United | Valley Venom

Major: Communications  
Sen-TEE-is

# 2

### AT THE NET

- Appeared in 16 matches with one start at setter as a true freshman
- Had a career night in a five set loss to Ole Miss (9/9), tallying 18 assists and nine digs, both career-highs, against the Rebels
- Posted her first career service ace in a 3-0 win over Wake Forest (10/7)
- Had 10 assists and three digs at Lipscomb (9/10)

### SEASON HIGH

Kills .....  
Hitting percentage.....  
Assists.....  
Aces.....  
Digs.....  
Blocks.....

### CAREER HIGH

Kills .....  
Hitting percentage.....  
Assists .....18 vs. Ole Miss (09/09/16)  
Aces .....1 at Wake Forest (10/07/16)  
Digs.....9 vs. Ole Miss (09/09/16)  
Blocks.....

### 2017 MATCH-BY-MATCH STATS





## CARA CUNNINGHAM

Senior | 6-4  
Middle Blocker | Fairvax, Va.

High School/Club Team  
Robinson | Virginia Elite

Major: Business Management

# 3

### AT THE NET

- Has played in 10 matches, drawing nine starts
- Posted a Virginia Tech career-high 12 kills against South Dakota State while hitting .500
- Also tallied four service aces against the Jackrabbits
- Recorded five blocks at the net versus Milwaukee
- Posted five kills with a .364 clip and four blocks in a win over Arkansas State
- Followed it up with a three-kill, five-block performance against SMU
- Out of the 11 matches this season, she has had the team high in blocks in five matches
- Racked up five kills, two blocks and a dig versus Radford
- Played in 29 matches with 27 starts at middle blocker in 2016
- Hit .272 with 1.04 blocks per set and 24 service aces
- Led the Hokies with 24 service aces and 106 total blocks
- Collected 17 solo blocks and 89 block assists
- Set career-highs in all major offensive/defensive categories
- Hit over .400 in nine matches
- Tallied 5-plus blocks 11 times
- Transferred from Villanova to Virginia Tech in 2015 spring

### SEASON HIGH

Kills ..... 12 vs. South Dakota State (8/25/17)  
Hitting percentage ..... 500 vs. South Dakota State (8/25/17)  
Assists .....  
Aces ..... 4 vs. South Dakota State (8/25/17)  
Digs ..... 2 (2x)  
Blocks ..... 5 (3x)

### CAREER HIGH

Kills ..... 12 vs. South Dakota State (8/25/17)  
Hitting percentage ..... 883 vs. Louisville (10/21/16)  
Assists ..... 2 at Wake Forest (10/07/16)  
Aces ..... 4 (2x)  
Digs ..... 5 at Duke (10/09/16)  
Blocks ..... 11 vs. Ole Miss (9/9/16)

### 2017 MATCH-BY-MATCH STATS

Date	Opponent	attack					set		serve				recept			blocking			bhe	points	team	hth%	score		
		sp	k	a	ts	ptcl	sa	ta	ptcl	sa	se	ta	ptcl	re	ta	ptcl	dig	bs						total	
Aug 25, 2017	vs Idaho State	*1	1	1	3	.000	0	-	-	0	1	-	-	0	0	.000	0	0	0	0	0	-	352	3-2	
Aug 25, 2017	vs South Dakota State	*3	12	3	18	.500	0	-	-	4	2	-	-	0	0	.000	2	1	2	0	3.0	0	-	402	3-0
Aug 26, 2017	at Milwaukee	*5	5	1	10	.400	0	-	-	0	3	-	-	0	1	1.000	2	0	5	1	5.0	0	-	293	3-2
Sep 01, 2017	vs Ole Miss	*5	4	2	10	.200	0	-	-	0	3	-	-	0	0	.000	0	1	4	0	5.0	0	-	144	2-3
Sep 01, 2017	at Arkansas State	*4	5	1	11	.364	0	-	-	0	0	-	-	0	0	.000	1	3	1	1	4.0	0	-	174	3-1
Sep 02, 2017	vs SMU	*3	3	2	9	.111	0	-	-	0	0	-	-	0	0	.000	0	2	3	0	5.0	0	-	277	3-0
Sep 8, 2017	at Marshall	*1	1	1	4	.000	0	-	-	0	0	-	-	0	0	.000	0	0	1	0	1.0	0	-	253	0-3
Sep 9, 2017	vs Toledo	*3	1	1	4	.000	0	-	-	0	0	-	-	0	0	.000	0	0	1	0	1.0	0	-	339	3-1
Sep 15, 2017	RADFORD	*3	5	2	14	.214	0	-	-	0	0	-	-	0	0	.000	1	0	2	0	2.0	0	-	010	0-3
Sep 16, 2017	ETSU	*1	2	1	8	.125	0	-	-	0	0	-	-	0	0	.000	0	0	2	0	2.0	0	-	036	0-3
Totals		31	39	15	91	.264	0	-	-	4	9	-	-	0	1	1.000	6	7	21	2	28.0	0	-		

Sets played: 31  
Kills per set: 1.26

Service aces per set: 0.13  
Digs per set: 0.19  
Blocks per set: 0.20



## JAILA TOLBERT

Junior | 6-1  
Right Side | Minneapolis, Minn.

High School/Club Team  
Breck | MN Select

Major: International Business  
(JAY-lah)

# 4

### 2017-18 SAAC Division I ACC representative A-State Invitational All-Tournament Team

### AT THE NET

- Played in all 11 matches with nine starts
- Posted five kills or more in all three matches, including 13 against Milwaukee with a .360 hitting clip
- Tallied her first-ever ace against South Dakota State, then added one more on the night
- Showed consistency in the A-State Invitational, racking up exactly 12 kills in all three matches
- Turned in her best hitting percentage with .474 against SMU, guiding Tech to the A-State Invitational title
- Posted a career-high four digs in Tech's clash with A-State
- Had a weekend to remember in the Thunder Invite, hitting over .450 in three-straight matches
- Registered a season-high 14 kills and three blocks vs. Toledo
- Registered four kills and two blocks in match against ETSU
- Played in all 31 matches with 29 starts in 2016
- Led the Hokies with a .301 hitting percentage
- Had a team best .281 hitting clip in conference matches

### SEASON HIGH

Kills ..... 14 vs. Toledo (9/14/17)  
Hitting percentage ..... 625 vs. Maryland (9/9/17)  
Assists ..... 1 (2x)  
Aces ..... 2 vs. South Dakota State (8/25/17)  
Digs ..... 4 at Arkansas State (9/1/17)  
Blocks ..... 4 (2x)

### CAREER HIGH

Kills ..... 20 vs. Appalachian State (8/26/16)  
Hitting percentage ..... 733 vs. Pitt (9/28/16)  
Assists ..... 2 vs. Notre Dame (10/23/16)  
Aces ..... 2 vs. South Dakota State (8/25/17)  
Digs ..... 4 at Arkansas State (9/1/17)  
Blocks ..... 7 vs. Appalachian State (8/26/16)

### 2017 MATCH-BY-MATCH STATS

Date	Opponent	sp	k	a	ts	ptcl	sa	ta	ptcl	sa	se	ta	ptcl	re	ta	ptcl	dig	bs	blocking	total	bhe	points	team	hth%	score
Aug 25, 2017	vs Idaho State	*3	9	4	23	.217	0	-	-	0	0	-	-	0	0	.000	2	0	0	0	0.0	0	-	352	3-2
Aug 25, 2017	vs South Dakota State	*3	5	2	10	.300	0	-	-	2	2	-	-	0	0	.000	1	0	3	0	3.0	0	-	402	3-0
Aug 26, 2017	at Milwaukee	*5	13	4	25	.360	0	-	-	0	0	-	-	0	0	.000	3	0	4	0	4.0	1	-	293	3-2
Sep 01, 2017	vs Ole Miss	*5	12	3	28	.321	0	-	-	0	0	-	-	0	0	.000	0	1	3	0	4.0	0	-	144	2-3
Sep 01, 2017	at Arkansas State	*4	12	6	25	.240	1	-	-	0	0	-	-	0	0	.000	4	0	2	0	2.0	0	-	174	3-1
Sep 02, 2017	vs SMU	*3	12	3	19	.474	0	-	-	0	0	-	-	0	0	.000	1	0	1	0	1.0	0	-	277	3-0
Sep 8, 2017	at Marshall	*3	6	0	13	.462	0	-	-	0	0	-	-	0	1	1.000	1	1	0	0	1.0	0	-	253	0-3
Sep 9, 2017	vs Maryland	*3	6	1	8	.625	0	-	-	0	0	-	-	0	0	.000	0	0	1	0	1.0	0	-	195	0-3
Sep 9, 2017	vs Toledo	*4	14	1	22	.591	1	-	-	0	0	-	-	0	1	1.000	2	0	3	0	3.0	0	-	339	3-1
Sep 15, 2017	RADFORD	*3	3	4	17	.059	0	-	-	0	0	-	-	0	0	.000	0	0	2	0	2.0	0	-	010	0-3
Sep 16, 2017	ETSU	*3	4	2	15	.133	0	-	-	0	0	-	-	0	0	.000	3	0	2	0	2.0	1	-	036	0-3
Totals		41	96	30	205	.322	2	-	-	2	2	-	-	0	2	1.000	17	2	21	0	23.0	1	-		

Sets played: 41  
Kills per set: 2.34  
Assists per set: 0.05

Service aces per set: 0.05  
Digs per set: 0.41  
Blocks per set: 0.56





## CAROL RAFFETY

Sophomore | 5-11  
Libero | Novato, Calif.

High School/Club Team  
Marin Catholic | Absolute

Major: Criminology

# 5

### AT THE NET

- Played in all 11 matches
- Picked up where she left off last fall posting 17 digs in the opener versus Idaho State
- Had a career night against Milwaukee, tallying 14 digs and set two career highs - assists (7) and service aces (4)
- Tallied 14-plus digs in all three matches in the A-State Invitational
- Turned in an 11-dig performance against Marshall
- Scooped up 17 digs and registered three service aces in Tech's win over Toledo
- Picked up a season-high 18 digs in home opener vs. Radford
- Followed it up with a 16-dig performance and an ace vs. ETSU
- Started in all 31 matches, including two starts at outside hitter in 2016
- One of only three Hokies to start in all 31 matches
- Broke the freshman digs record with 481, a mark that had been held by Amanda Cloyd since 2004
- Ranked sixth in the ACC with 4.26 digs per set
- Averaged 4.25 digs per set in conference matches, ranking ninth in the ACC

### SEASON HIGH

Kills .....  
Hitting percentage.....  
Assists.....7 at Milwaukee (8/26/17)  
Aces.....4 at Milwaukee (8/26/17)  
Digs.....18 vs. Radford (9/15/17)  
Blocks.....

### CAREER HIGH

Kills.....9 at Florida State (10/14/16)  
Hitting percentage.....350 at Florida State (10/14/16)  
Assists.....7 at Milwaukee (8/26/17)  
Aces.....4 at Milwaukee (8/26/17)  
Digs.....28 vs. Appalachian State (8/26/16)  
Blocks.....1 at Florida State (10/14/16)

### 2017 MATCH-BY-MATCH STATS

		attack					set					serve					recept					blocking					team	
Date	Opponent	sp	k	e	ta	pt	sa	k	e	ta	pt	ss	a	se	ta	pt	rs	bs	ba	be	total	bhe	points	team				
Aug 25, 2017	vs Idaho State	5	0	0	1	.000	5	-	-	-	-	1	1	-	-	-	17	0	0	0	0	0	-	392	3-2			
Aug 25, 2017	vs South Dakota State	3	0	0	0	.000	1	-	-	-	-	1	2	-	-	-	13	0	0	0	0	0	-	402	3-0			
Aug 26, 2017	at Milwaukee	5	0	0	1	.000	7	-	-	-	-	4	1	-	-	-	0	24	14	0	0	0	-	293	3-2			
Sep 01, 2017	vs Ole Miss	5	0	0	1	.000	2	-	-	-	-	1	3	-	-	-	1	1	0	0	0	0	-	144	2-3			
Sep 01, 2017	at Arkansas State	4	0	0	0	.000	4	-	-	-	-	1	1	-	-	-	0	0	0	0	0	0	-	174	3-1			
Sep 02, 2017	vs SMU	3	0	0	0	.000	3	-	-	-	-	0	1	-	-	-	0	0	0	0	0	0	-	277	3-0			
Sep 8, 2017	at Marshall	3	0	0	0	.000	2	-	-	-	-	1	1	-	-	-	1	20	950	11	0	0	0	-	253	0-3		
Sep 9, 2017	vs Maryland	3	0	0	0	.000	4	-	-	-	-	0	0	-	-	-	2	21	905	8	0	0	0	-	195	0-3		
Sep 9, 2017	vs Toledo	4	0	0	0	.000	3	-	-	-	-	3	1	-	-	-	0	10	1000	17	0	0	0	-	339	3-1		
Sep 15, 2017	at RADFORD	3	0	0	0	.000	2	-	-	-	-	0	0	-	-	-	3	30	900	18	0	0	0	1	-	010	0-3	
Sep 16, 2017	ETSU	4	0	0	0	.000	0	-	-	-	-	1	0	-	-	-	3	48	938	16	0	0	0	1	-	036	0-3	
		41	0	0	3	.000	33	-	-	-	-	13	11	-	-	-	12	165	925	154	0	0	0	2	-			

Sets played: 41  
Kills per set: 0.00  
Assists per set: 0.80

Service aces per set: 0.32  
Digs per set: 3.76



## STACEY CHRISTY

r-Senior | 6-2  
Middle Blocker | Hagerstown, Md.

High School/Club Team  
Williamsport | Synergy

Masters: Agricultural, Life Sciences

# 6

### AT THE NET

- Played in all 11 matches with 10 starts
- Kicked the year off with setting a career high in kills (11) versus Idaho State
- In the final match of the tournament against Milwaukee, topped her 11 kills with posting 13 for a new career best
- Named to the Pepsi Panther Invitational All-Tournament Team after her 29 kills and nine blocks on the weekend
- Racked up eight kills and two blocks against Ole Miss
- Tallied a career-high four digs and the first assist of the year in the win over SMU
- Hit over .500 for the second time this season, registering an even .500 against Maryland with seven kills
- Turned in four kills and blocks in the Hokies' win over Toledo
- Had two kills and three blocks in home opener vs. Radford
- Played in 19 matches and logged nine starts in 2016
- Hit .233 with 25 blocks and two services in 47 sets
- Helped lead the Hokies to a 3-2 win over Temple (9/2) after hitting .350 with a career-high nine kills
- Hit .400 (8-2-15) with five blocks, a career-high, against Ole Miss

### SEASON HIGH

Kills.....13 at Milwaukee (8/26/17)  
Hitting percentage......556 vs. Idaho State (8/25/17)  
Assists.....1 vs. SMU (9/2/17)  
Aces.....2 vs. Idaho State (8/25/17)  
Digs.....4 (2x)  
Blocks.....6 at Milwaukee (8/25/17)

### CAREER HIGH

Kills.....13 at Milwaukee (8/26/17)  
Hitting percentage......571 vs. Alabama (9/1/16)  
Assists.....4 vs. Notre Dame (10/23/16)  
Aces.....1 vs. Notre Dame (10/23/16)  
Digs.....4 (2x)  
Blocks.....6 at Milwaukee (8/25/17)

### 2017 MATCH-BY-MATCH STATS

Date	Opponent	sp	k	e	ta	pt	a	ta	pt	sa	se	ta	pt	re	ta	pt	di	bs	ba	be	total	bhe	points	team		
Aug 25, 2017	vs Idaho State	5	11	1	18	.556	0	-	-	2	2	-	-	0	0	.000	2	1	0	0	1	0	-	392	3-2	
Aug 25, 2017	vs South Dakota State	3	5	1	11	.364	0	-	-	0	0	-	-	0	0	.000	0	0	2	1	2	0	-	402	3-0	
Aug 26, 2017	at Milwaukee	5	13	3	23	.435	0	-	-	0	0	-	-	0	1	1.000	0	2	4	0	6	0	-	293	3-2	
Sep 01, 2017	vs Ole Miss	5	8	5	19	.158	0	-	-	0	0	-	-	0	0	.000	1	1	1	1	2	0	-	144	2-3	
Sep 01, 2017	at Arkansas State	4	5	2	14	.214	0	-	-	0	1	-	-	0	0	.000	2	0	0	0	0	0	-	174	3-1	
Sep 02, 2017	vs SMU	3	3	1	9	.222	1	-	-	0	1	-	-	0	0	.000	4	1	1	0	2	0	1	-	277	3-0
Sep 8, 2017	at Marshall	3	2	1	5	.200	0	-	-	0	0	-	-	0	0	.000	0	0	0	0	0	0	-	253	0-3	
Sep 9, 2017	vs Maryland	4	7	1	12	.583	0	-	-	1	0	-	-	0	0	.000	0	0	1	0	1	0	-	195	0-3	
Sep 9, 2017	vs Toledo	4	4	2	10	.200	0	-	-	1	1	-	-	0	0	.000	4	1	3	1	4	0	-	339	3-1	
Sep 15, 2017	RADFORD	3	4	4	14	.000	0	-	-	2	2	-	-	0	0	.000	1	1	3	0	4	0	-	010	0-3	
Sep 16, 2017	ETSU	4	3	2	11	.091	0	-	-	0	0	-	-	0	0	.000	1	0	0	0	0	0	-	036	0-3	
		40	65	23	146	.288	0	-	-	6	8	-	-	0	2	1.000	13	7	15	3	22	0	-			

Sets played: 40  
Kills per set: 1.62  
Assists per set: 0.03

Service aces per set: 0.15  
Digs per set: 0.38  
Blocks per set: 0.55







## BRIANA LANKTREE

Senior | 5-11  
Outside Hitter | Redondo Beach, Calif.

High School/Club Team  
Redondo Union | Club Troy

Major: Human Development

# 7

### AT THE NET

- Logged four starts and saw time in 15 matches in 2016
- Set a career-high eight kills and in a 3-0 win at Wake Forest (10/7)
- Hit .313 (7-2-16) with five blocks, a career-high, against Ole Miss (9/9)
- Posted seven kills, a block and an ace in the Hokies' 3-1 victory over Radford (9/16)
- Turned in four kills and a solo block against UMBC (8/27).

### SEASON HIGH

Kills .....  
Hitting percentage.....  
Assists.....  
Aces.....  
Digs.....  
Blocks.....

### CAREER HIGH

Kills .....8 at Wake Forest (10/7/16)  
Hitting percentage.....667 vs. UMBC (8/27/16)  
Assists.....1 vs. Radford (9/16/16)  
Aces .....1 at Florida State (10/14/16)  
Digs .....3 at Wake Forest (10/7/16)  
Blocks.....5 vs. Ole Miss (9/9/16)

### 2017 MATCH-BY-MATCH STATS



## ALEX TOBEN

Junior | 5-8  
L/DS | Virginia Beach, Va.

High School/Club Team  
Princess Anne | Coastal VA

Major: Human Development

# 8

### AT THE NET

- Played in six matches, drew one start opening weekend
- Posted four digs in the win over Idaho State
- Tallied three digs against Milwaukee
- Scooped up a dig in Tech's win over Toledo
- Registered a season-high eight digs in match against Radford
- Registered six starts in the back row in 2016
- Appeared in 16 matches and 47 sets
- Set new career highs with 75 digs and six starts
- Tallied a season-high 10 digs with two assists at Florida State (10/14)
- Racked up nine digs at Duke (10/9)
- First career kill came in a 3-0 win against Virginia (9/30)
- Had an assist and five digs in a sweep of Clemson (9/23)

### SEASON HIGH

Kills .....  
Hitting percentage.....  
Assists.....1 vs. Idaho State (8/25/17)  
Aces.....  
Digs.....8 vs. ETSU (8/25/17)  
Blocks.....

### CAREER HIGH

Kills .....1 vs. Virginia (9/30/16)  
Hitting percentage.....1.00 vs. Virginia (9/30/16)  
Assists.....2 vs. Georgia Tech (9/25/16)  
Aces .....1 vs. Chattanooga (9/19/15)  
Digs .....10 at Florida State (10/14/16)  
Blocks.....

### 2017 MATCH-BY-MATCH STATS

Date	Opponent	sp	k	a	ta	pt	a	ta	pt	sa	se	ta	pt	re	ta	pt	di	bs	ba	bb	total	bbs	points	h%	acc
Aug 25, 2017	vs Idaho State	4	0	0	0	.000	1	-	-	0	3	-	-	0	9	1.000	4	0	0	0	0	0	-	.332	3-2
Aug 25, 2017	vs South Dakota State	2	0	0	0	.000	0	-	-	0	0	-	-	1	11	.909	0	0	0	0	0	0	-	.402	3-0
Aug 26, 2017	at Milwaukee	*2	0	0	0	.000	0	-	-	0	0	-	-	0	4	1.000	3	0	0	0	0	0	-	.293	3-2
Sep 01, 2017	vs Ole Miss	1	0	0	0	.000	0	-	-	0	0	-	-	0	0	.000	0	0	0	0	0	0	-	.144	2-3
Sep 9, 2017	vs Toledo	3	0	0	0	.000	0	-	-	0	0	-	-	0	1	1.000	1	0	0	0	0	0	-	.339	3-1
Sep 15, 2017	RADFORD	3	0	0	0	.000	0	-	-	0	0	-	-	1	13	.923	8	0	0	0	0	0	-	.610	0-3
Totals		15	0	0	0	.000	1	-	-	0	3	-	-	2	38	.947	16	0	0	0	0	0	-		

Sets played: 15  
Assists per set: 0.07

Digs per set: 1.07  
Blocks per set: 0.00





## RHEGAN MITCHELL

r-Junior | 5-8  
Setter | Peachtree City, Ga.

High School/Club Team  
McIntosh | Tsunami

Major: Human Nutrition, Exercise  
(like Ronald Reagan)

# 9

**Pepsi Panther Invitational MVP**  
**Pepsi Panther Invitational All-Tournament Team**  
**A-State Invitational All-Tournament Team**

### AT THE NET

- Played in all 11 matches, with 10 starts
- Set a career-high 65 assists in the opener against Idaho State
- That mark is third in the nation for most assists in a match
- Tallied 56 assists and the second-most digs (14) of her career to lead the Hokies over Milwaukee on their way to the tournament title behind her double-double
- Dished out 43 assists in the win over SMU, which at the time was tied for the eighth-most in the country in three sets
- Showed a good balance of setting and attacking at the A-State Invitational, racking up six kills on the weekend
- Put together a 31-assist, five-dig performance vs. Marshall
- Registered 19 assists and eight digs versus Radford
- Tacked on another 19 assists and five digs against ETSU
- Played in 15 matches at setter with 14 starts in 2016
- Suffered an eye injury in 2016, forced her to miss 17 matches
- 2016 All-ACC Academic Team

### SEASON HIGH

Kills ..... 3 (4x)  
Hitting percentage..... 1.00 vs. Idaho State (8/25/17)  
Assists..... 65 vs. Idaho State (8/25/17)  
Aces..... 1 (2x)  
Digs..... 14 at Milwaukee (8/26/17)  
Blocks..... 2 at Milwaukee (8/26/17)

### CAREER HIGH

Kills..... 5 vs. Appalachian State (8/26/16)  
Hitting percentage..... .400 at Virginia (11/25/16)  
Assists..... 65 vs. Idaho State (8/25/17)  
Aces..... 2 at Wake Forest (10/23/15)  
Digs..... 15 vs. Clemson (10/16/15)  
Blocks..... 5 vs. Alabama (9/1/16)

### 2017 MATCH-BY-MATCH STATS

Date	Opponent	sp	attack				set		serve				recept			blocking			team					
			k	e	a	ta	pcd	sa	se	ta	pcd	re	ta	pcd	bs	ba	bt	bhe	points	hlt%	score			
Aug 25, 2017	vs Idaho State	3	0	0	0	3	1,000	65	-	0	0	-	0	0	0,000	9	0	0	2	0,0	1	-	382	3-2
Aug 25, 2017	vs South Dakota State	3	2	1	7	143	31	-	1	0	-	0	0	0,000	9	0	2	0	2,0	0	-	402	3-0	
Aug 26, 2017	at Milwaukee	3	1	6	33	33	56	-	0	0	-	0	0	0,000	14	0	0	0	0,0	0	-	293	3-2	
Sep 01, 2017	vs Ole Miss	3	0	0	3	0,000	39	-	0	2	-	0	0	0,000	10	0	1	0	1,0	0	-	144	2-3	
Sep 01, 2017	at Arkansas State	3	4	9	-	111	40	-	0	1	-	0	0	0,000	7	0	0	0	0,0	2	-	174	3-1	
Sep 02, 2017	vs SMU	3	1	8	25	43	-	1	1	-	0	0	0,000	6	0	2	0	2,0	1	-	277	3-0		
Sep 8, 2017	at Marshall	3	1	0	4	250	31	-	1	2	-	1	1	0,000	5	0	1	0	1,0	1	-	253	0-3	
Sep 9, 2017	vs Maryland	3	0	0	3	0,000	14	-	0	0	-	0	0	0,000	2	0	0	0	0,0	0	-	195	0-3	
Sep 9, 2017	vs Toledo	3	0	0	2	0,000	26	-	0	0	-	0	1	1,000	3	0	1	0	1,0	0	-	339	3-1	
Sep 15, 2017	RADFORD	3	1	0	7	1,443	19	-	1	0	-	0	0	0,000	4	0	2	1	2,0	1	-	010	0-3	
Sep 16, 2017	ETSU	3	0	1	2	-500	19	-	0	0	-	0	0	0,000	5	0	0	0	0,0	0	-	036	0-3	
Totals		39	16	8	54	1,446	383	-	4	6	-	1	2	500	74	0	9	3	0,0	6	-			

Sets played: 39  
Kills per set: 0.41  
Assists per set: 9.82  
Service aces per set: 0.10  
Digs per set: 1.95  
Blocks per set: 0.23



## KYLIE THOMAS

Freshman | 5-7  
L/DS | Sterling, Va.

High School/Club Team  
Dulles | Potomac Falls

Major: National Security, Foreign Affairs

# 10

### AT THE NET

- Played in eight matches
- Debut at the college level came against Ole Miss, where she tallied a service ace and one dig
- Followed it up with her best match of the season, posting a career-high 13 digs and two assists versus Arkansas State
- Tallied eight digs, one ace and an assist against SMU
- Was steady at the Thunder Invite, scooping up six or more digs in the three matches at the tournament
- Tacked on eight digs and two aces in the home opener versus Radford
- Four-year letterwinner at Potomac Falls HS
- Three-time all-state
- Three-time all-conference
- Two-time MVP of the Capitol Hill Classic
- Two-time Player of the Year runner-up
- Holds the school record for career kills and kills in a season

### CAREER/SEASON HIGH

Kills .....  
Hitting percentage.....  
Assists..... 2 at Arkansas State (9/1/17)  
Aces..... 2 vs. Radford (9/15)  
Digs..... 13 at Arkansas State (9/1/17)  
Blocks.....

### 2017 MATCH-BY-MATCH STATS

Date	Opponent	sp	k	e	a	ta	pcd	sa	se	ta	pcr	re	ta	pcr	bs	ba	bt	total	bhe	points	team	hlt%	score	
Sep 01, 2017	vs Ole Miss	2	0	0	0	0.000	0	-	1	0	-	0	0	0.000	13	0	0	0	0.0	0	-	144	2-3	
Sep 01, 2017	at Arkansas State	4	0	0	0	0.000	2	-	0	0	-	0	0	0.000	13	0	0	0	0.0	0	-	174	3-1	
Sep 02, 2017	vs SMU	3	0	0	0	0.000	1	-	1	0	-	0	0	0.000	8	0	0	0	0.0	0	-	277	3-0	
Sep 8, 2017	at Marshall	3	0	0	0	0.000	0	-	0	0	-	0	7	1.000	6	0	0	0	0.0	0	-	253	0-3	
Sep 9, 2017	vs Maryland	3	0	0	0	0.000	0	-	0	0	-	0	19	1.000	6	0	0	0	0.0	0	-	195	0-3	
Sep 9, 2017	vs Toledo	4	0	0	0	0.000	0	-	0	0	-	0	12	1.000	7	0	0	0	0.0	0	-	339	3-1	
Sep 15, 2017	RAFDORD	3	0	0	0	0.000	0	-	2	0	-	1	8	875	8	0	0	0	0.0	0	-	010	0-3	
Sep 16, 2017	ETSU	3	0	0	0	0.000	1	-	1	0	-	1	8	875	6	0	0	0	0.0	0	-	036	0-3	
	Totals	25	0	0	0	0.000	4	-	5	0	-	2	54	963	55	0	0	0	0.0	0	-			

Sets played: 25  
Assists per set: 0.16  
Service aces per set: 0.20  
Digs per set: 2.20





Senior | 5-11  
Setter | Leesburg, Va.

High School/Club Team  
Londoun County | Metro American

Major: Biology

11

- Played in five matches, drawing one start
- Tallied seven assists and one dig in the win over South Dakota State
- Dished out nine assists and had three digs against Maryland
- Posted a season-high 15 assists in Tech's win over Toledo
- Registered six assists and four digs against ETSU
- Started in 16 of 17 matches she played in last fall
- Ranked second on the team with 529 assists and 8.40 assists per set
- Career-high 48 assists came at Florida State (10/14)
- Hit .375 (4-1-8) with 32 assists, six digs and a career-best three service aces in a sweep of Clemson (9/23)
- Posted 43 assists, nine digs and four blocks vs. UNC (10/28)
- Transferred into Tech in 2016 from UNC-Asheville

Kills .....  
Hitting percentage.....  
Assists .....15 vs. Toledo (9/9/17)  
Aces.....  
Digs.....1 vs. South Dakota State (8/25/17)  
Blocks .....1 at Marshall (9/8/17)

Kills .....5 (3x)  
Hitting percentage.....375 vs. Clemson (9/23/16)  
Assists.....48 at Florida State (10/14/16)  
Aces .....3 vs. Clemson (9/23/16)  
Digs.....12 vs. Radford (9/16/16)  
Blocks .....4 vs. No. 8 North Carolina (10/28/16)

[illegible]

Sets played: 8  
Kills per set: 0.25  
Assists per set: 4.88



Freshman | 6-0  
OH | Campo Ligure, Genoa, Italy

*High School/Club Team*  
Liceo Scientifico A. Antonelli | Volleyro'

Major: Business  
(Tal-uh-MAHT-zee)

14

### A-State Invitational All-Tournament Team

- Started all 11 matches
- In her debut against Idaho State, she tallied 14 kills, six digs and two blocks
- Followed it up with her best hitting percentage of the week-end with hitting a .462 clip and eight kills in Tech's clash with South Dakota State
- Set a career-high four blocks versus Milwaukee
- Showed consistency in the A-State Invitational, racking up 11 or more kills in all three matches
- Turned in her best performance of the year against Ole Miss, recording her first-ever double-double with 14 kills and 16 digs - both are career highs
- Set a career-high two assists, while manufacturing 13 kills in the win over Arkansas State
- Almost had a double-double against Marshall, tallying nine kills and digs
- Registered 11 kills and five digs in Tech's win over Toledo
- Tallied seven kills, five digs and a block against Radford
- Almost had a double-double (12 kills, eight digs) versus ETSU
- Coached by Luca Pieragnoli on the Italian Youth National team and Luca Cristofani on the National U19 and U23 squads
- Played a key role on her club team which took home the 2013-14 U18 National Championship
- Was a part of two club teams - Igor Volley Novara (2014-15) and Omia Volley Cisterna (2015-16)

Kills.....14 (2x)  
Hitting percentage.....462 vs. South Dakota State (8/25/17)  
Assists.....2 vs. Arkansas State (9/1/17)  
Aces .....2 at Arkansas State (9/1/17)  
Digs .....16 vs. Ole Miss (9/1/17)  
Blocks.....4 (2x)

Date	Opponent	attack	set	serve	recept	block	blocking	team	team
		sa	sa	sa	sa	sa	sa	bph	hph
		po	po	po	po	po	po	po	po
Aug 2, 2017	vs Illinois State	14	5	5	30	25	15	21	30
Aug 2, 2017	vs South Dakota State	8	2	13	46	2	0	0	402
Aug 3, 2017	vs North Dakota	11	1	0	29	13	0	0	144
Sep 01, 2017	vs Ohio State	14	5	4	56	19	0	0	144
Sep 01, 2017	vs Miami	13	5	3	56	17	0	0	144
Sep 02, 2017	vs SMU	13	2	38	28	0	0	0	277
Sep 3, 2017	at Marshall	9	5	23	0	0	0	1	0
Sep 8, 2017	vs Vanderbilt	8	3	0	0	0	0	0	0
Sep 9, 2017	vs Toledo	11	5	28	214	2	0	0	338
Sep 10, 2017	vs RACQUET	7	11	40	60	0	0	0	0
Sep 16, 2017	ETSU	12	5	42	167	0	0	1	0

Sets played: 41  
Kills per set: 2.83  
Assists per set: 0.17



## KELLY ESCH

Senior | 6-1  
Right Side | Williamsburg, Va.

High School/Club Team  
Jamestown | Williamsburg

Major: Criminology

# 15

### AT THE NET

- Played in seven matches and started in two
- Posted four kills and a dig against Milwaukee
- Had three attacks against Ole Miss in the A-State Invitational
- Tallied two kills against Maryland on four attacks
- Tacked on a season-high six kills against ETSU
- Played in 19 matches with nine starts in her first season
- Hit .316 with a season-high eight kills, four digs and three blocks in a 3-2 win at Virginia (11/25)
- Hit .500 (6-0-12) and added three blocks in a sweep of Clemson (9/23)
- Transferred in from LSU in 2016 spring

### SEASON HIGH

Kills.....6 vs. ETSU (9/16/17)  
Hitting percentage......667 at Milwaukee (8/26/17)  
Assists.....  
Aces.....  
Digs.....1 at Milwaukee (8/26/17)  
Blocks.....1 at Milwaukee (8/26/17)

### CAREER HIGH

Kills.....8 at Virginia (11/25/16)  
Hitting percentage.....500 vs. Clemson (9/23/16)  
Assists.....1 (5x)  
Aces.....1 (5x)  
Digs.....5 (2x)  
Blocks.....5 at Syracuse (11/20/16)

### 2017 MATCH-BY-MATCH STATS

Date	Opponent	sp	k	e	ta	ptc	sa	se	ta	ptc	re	ta	ptc	bs	ba	be	tot	bhe	points	hlt%	team	score
Aug 25, 2017	vs South Dakota State	1	0	0	0	.000	0	-	-	-	0	0	.000	0	0	0	0.0	0	-	.392	3-0	0
Aug 26, 2017	at Milwaukee	3	4	0	6	.667	0	-	-	-	0	0	.000	1	0	0	1.0	0	-	.293	3-2	0
Sep 01, 2017	vs Ole Miss	4	0	1	3	.333	0	-	-	-	1	1	.000	0	0	0	1.0	0	-	.144	2-3	0
Sep 02, 2017	vs SMU	1	0	0	0	.000	0	-	-	-	0	0	.000	0	0	0	0.0	0	-	.277	3-0	0
Sep 9, 2017	vs Maryland	3	2	1	4	.250	0	-	-	-	0	0	.000	0	0	0	0.0	0	-	.195	0-3	0
Sep 15, 2017	RADFORD	3	3	3	10	.000	0	-	-	-	0	0	.000	0	0	0	0.0	0	-	.010	0-3	0
Sep 16, 2017	ETSU	3	6	8	26	.077	0	-	-	-	0	0	.000	0	0	0	0.0	0	-	.036	0-3	0
		18	15	13	49	.041	0	-	-	-	1	1	.000	1	0	0	2.0	0	-			0

Sets played: 18  
Kills per set: 0.83  
Digs per set: 0.06  
Blocks per set: 0.00



## RHANA MITCHELL

Senior | 5-8  
L/DS | Peachtree City, Ga.

High School/Club Team  
McInstosh | Tsunami

Major: Public Relations  
(RAIN-uh)

# 16

### AT THE NET

- Played in five matches
- Tallied an assist and a dig against Idaho State in the opener
- Posted three digs versus Milwaukee
- Played in all four sets against Ole Miss
- Appeared in 12 matches with one start in 2016
- Set a career high with 52 digs
- Registered her first career start in a 3-2 win at Virginia (11/25)
- Set a new single-match high with 10 digs in a 3-0 win over Boston College (11/18)

### SEASON HIGH

Kills.....  
Hitting percentage.....  
Assists.....1 vs. Idaho State (8/25/17)  
Aces.....  
Digs.....3 at Milwaukee (8/26/17)  
Blocks.....

### CAREER HIGH

Kills.....  
Hitting percentage.....  
Assists.....2 (2x)  
Aces.....1 at Georgia Tech (11/4/16)  
Digs.....10 (2x)  
Blocks.....

### 2017 MATCH-BY-MATCH STATS

Date	Opponent	sp	k	e	ta	ptc	sa	se	ta	ptc	re	ta	ptc	bs	ba	be	tot	bhe	points	hlt%	team	score
Aug 25, 2017	vs Idaho State	2	0	0	0	.000	1	-	-	-	0	0	.000	1	0	0	0.0	0	-	.392	3-2	0
Aug 25, 2017	vs South Dakota State	3	0	0	0	.000	0	-	-	-	0	2	1.000	1	0	0	0.0	0	-	.402	3-0	0
Aug 26, 2017	at Milwaukee	2	0	0	0	.000	0	-	-	-	0	2	1.000	3	0	0	0.0	0	-	.293	3-2	0
Sep 01, 2017	vs Ole Miss	4	0	0	0	.000	0	-	-	-	0	0	.000	0	0	0	0.0	0	-	.144	2-3	0
Sep 8, 2017	at Marshall	2	0	0	0	.000	0	-	-	-	0	0	.000	0	0	0	0.0	0	-	.253	0-3	0
		13	0	0	0	.000	1	-	-	-	0	7	1.000	5	0	0	0.0	0	-			0

Sets played: 13  
Assists per set: 0.08  
Digs per set: 0.38





## HALEY PRICE

r-Sophomore | 5-8  
L/DS | Bristol, Tenn.

*High School/Club Team*  
Sullivan South | Tri-Cities Extreme Velocity

Major: Clinical Neuroscience

# 18

### AT THE NET

- Missed the 2016 season after undergoing hip surgery
- Appeared in 15 matches and 37 sets for the Hokies
- Totaled 11 digs and six aces
- Made collegiate debut versus Middle Tennessee
- Collected five digs at Boston College
- Notched two digs versus Clemson and Virginia
- Recorded a career high of three aces at Syracuse

### SEASON HIGH

Kills .....  
Hitting percentage.....  
Assists.....  
Aces.....  
Digs.....  
Blocks.....

### CAREER HIGH

Kills .....  
Hitting percentage.....  
Assists.....1 (2x)  
Aces.....3 at Syracuse (10/11/15)  
Digs.....5 at Boston College (10/9/15)  
Blocks.....

### 2017 MATCH-BY-MATCH STATS



## MARISA CERCHIO

Freshman | 6-3  
Middle Blocker | Cincinnati, Ohio

*High School/Club Team*  
Turpin | NKYVC

Major: Biology

# 19

### AT THE NET

- Played in seven matches, drawing three starts
- Posted seven kills and two blocks in her debut against Idaho State
- Tallied three blocks and three attacks against Ole Miss
- Produced two kills against Marshall at the Thunder Invite
- Turned in the second-most kills of her career (5) in Tech's win over Toledo, while hitting .833 on six swings
- Registered a block versus ETSU
- Three-time conference champion at Turpin HS
- District 16 All-City
- Participated in the OHSVCA Senior All-Star Game
- Three-time All-Conference Academic selection
- Won a USAV National Championship with NKYVC.

### CAREER/SEASON HIGH

Kills .....7 vs. Idaho State (8/25/17)  
Hitting percentage......833 vs. Toledo (9/9/17)  
Assists.....  
Aces.....  
Digs.....  
Blocks.....3 vs. Ole Miss (9/1/17)

### 2017 MATCH-BY-MATCH STATS

Date	Opponent	attack					set			serve			recept			blocking			bbs	points	team				
		sp	k	a	ta	pr	a	ta	pr	sa	se	ta	pr	re	ta	pr	dis	bs				bs	bs	total	
Aug 25, 2017	vs Idaho State	15	7	1	14	.429	0	-	-	0	0	-	-	0	0	.000	0	0	2	0	2.0	0	-	.302	3-2
Aug 26, 2017	at Milwaukee	2	0	0	3	.000	0	-	-	0	0	-	-	0	0	.000	0	0	0	0	0.0	0	-	.293	3-2
Sep 01, 2017	vs Ole Miss	2	0	0	3	.000	0	-	-	0	0	-	-	0	0	.000	0	0	3	0	3.0	0	-	.144	2-3
Sep 8, 2017	at Marshall	2	2	0	5	.400	0	-	-	0	0	-	-	0	0	.000	0	0	1	0	1.0	0	-	.253	0-3
Sep 9, 2017	vs Maryland	2	1	1	5	.000	0	-	-	0	0	-	-	0	0	.000	0	1	0	0	1.0	0	-	.195	0-3
Sep 9, 2017	vs Toledo	2	5	0	6	.833	0	-	-	0	0	-	-	0	0	.000	0	0	1	0	1.0	0	-	.339	3-1
Sep 16, 2017	ETSU	2	0	1	3	.333	0	-	-	0	0	-	-	0	0	.000	0	0	1	0	1.0	0	-	.036	0-3
		17	15	3	39	.308	0	-	-	0	0	-	-	0	0	.000	0	1	8	0	9.0	0	-		

Sets played: 17  
Kills per set: 0.88

Blocks per set: 0.53



## ABBY MCKINZIE

Sophomore | 5-9  
L/DS | East Leroy, Mich.

High School/Club Team  
St. Philip Catholic Central | Dead Frog

Major: Communications

# 20

### AT THE NET

- Played in all 11 matches, drawing one start
- Tied a career-high 11 digs and posted an assist vs. Idaho State
- Tallied five digs in the win over Milwaukee
- Posted exactly nine digs in back-to-back matches against Ole Miss and Arkansas State
- Recorded her first service ace of the year versus Ole Miss
- Turned in six digs in Tech's win over Toledo
- Registered a career-high two aces and six digs against ETSU
- Played in 16 matches with one start in 2016
- First career start came in the Hokies' 3-2 win over Temple (9/2)
- Set a career-high with 11 digs against the Owls

### SEASON HIGH

Kills .....  
Hitting percentage.....  
Assists.....1 vs. Idaho State (8/25/17)  
Aces.....2 vs. Radford (9/16/17)  
Digs.....11 vs. Idaho State (8/25/17)  
Blocks.....

### CAREER HIGH

Kills .....1 vs. Temple (9/2/16)  
Hitting percentage.....1.00 at Temple (9/2/16)  
Assists .....2 at Lipscomb (9/10/16)  
Aces.....2 vs. Radford (9/16/17)  
Digs.....11 (2x)  
Blocks.....

### 2017 MATCH-BY-MATCH STATS

Date	Opponent	sp	at	se	re	dig	bl	pts	team
Aug 25, 2017	vs Idaho State	0	0	0	0	0	0	0	3-2
Aug 25, 2017	vs South Dakota State	3	0	0	0	0	0	0	4-02 3-0
Aug 26, 2017	at Milwaukee	4	0	0	0	0	0	0	2-3 3-2
Sep 01, 2017	vs Ole Miss	4	0	0	0	0	0	0	2-3 1-44
Sep 01, 2017	at Arkansas State	4	0	0	0	0	0	0	3-1 1-74
Sep 02, 2017	vs SMU	3	0	0	0	0	0	0	3-0 2-77
Sep 8, 2017	at Marshall	3	0	0	0	0	0	0	0-3 2-53
Sep 9, 2017	vs Maryland	2	0	0	0	0	0	0	0-3 1-195
Sep 9, 2017	vs Toledo	4	0	0	0	0	0	0	3-1 1-339
Sep 15, 2017	RADFORD	2	0	0	0	0	0	0	0-3 1-010
Sep 16, 2017	ETSU	3	0	0	0	0	0	0	0-3 1-036
Totals		37	0	0	0	0	0	0	

Sets played: 37  
Assists per set: 0.03

Service aces per set: 0.08  
Digs per set: 1.35  
Blocks per set: 0.00



## MELODY CALOYANNIDES

Sophomore | 6-0  
Outside Hitter | Reston, Va.

High School/Club Team  
South Lakes | Dulles

Major: General Engineering  
(Cal-oh-yahn-EE-dis)

# 21

### AT THE NET

- Played in two matches
- Scooped up a dig against Radford in the home opener
- Appeared in eight matches with one start in 2016
- Had two kills, two blocks and a dig in her first collegiate match against Ohio (9/16)
- Tallied two blocks at Duke (10/9)
- Posted three digs and a block at Pitt (11/23).
- 2014 All-6A North Region honorable mention
- Three-time all-conference selection at South Lakes HS

### SEASON HIGH

Kills .....  
Hitting percentage.....  
Assists.....  
Aces.....  
Digs.....1 vs. Radford (9/15/17)  
Blocks.....

### CAREER HIGH

Kills .....2 vs. Ohio (9/16/16)  
Hitting percentage.....1.00 vs. NC State (10/30/16)  
Assists.....  
Aces.....  
Digs.....1 vs. Radford (9/15)  
Blocks.....2 (2x)

### 2017 MATCH-BY-MATCH STATS

Date	Opponent	sp	at	se	re	dig	bl	pts	team
Sep 15, 2017	RADFORD	1	0	0	2	0	0	0	0-3 1-010
Sep 16, 2017	ETSU	1	0	2	2	1	0	0	0-3 1-036
Totals		2	0	2	4	1	0	0	

Sets played: 2  
Kills per set: 0.00

Digs per set: 0.50





## KAI YOUNG

Freshman | 5-11  
Middle Blocker | Charlotte, N.C.

High School/Club Team  
Charlotte Christian | Carolina Union

Major: University Studies

# 22

### AT THE NET

- Played in eight matches
- Tallied two kills and one block in her debut versus Idaho State
- Recorded one block against Arkansas State
- Turned in a kill and a block against Marshall
- Posted the first dig of her career in Tech's win over Toledo
- All-Conference selection as a senior
- Also ran track at Charlotte Christian
- Father played football at Notre Dame and was a 14-year NFL veteran with the San Francisco 49ers
- Mother ran track at Notre Dame

### CAREER/SEASON HIGH

Kills .....2 vs. South Dakota State (8/25/17)  
Hitting percentage.....1.00 vs. South Dakota State (8/25/17)  
Assists.....  
Aces.....  
Digs.....1 vs. Toledo (9/9/17)  
Blocks.....1 (3x)

### 2017 MATCH-BY-MATCH STATS

Date	Opponent	attack				set		serve				recept		blocking				team					
		sa	a	ts	a	pts	sa	se	ts	a	pts	rs	ts	a	pts	bs	ts	blk	pts	team	pts	score	
Aug 25, 2017	vs South Dakota State	1	2	0	2	1.000	0	-	0	0	-	0	0	.000	0	0	1	0	1.0	0	-	402	3-0
Sep 01, 2017	vs Ole Miss	1	0	0	0	.000	0	-	0	0	-	0	0	.000	0	0	0	0	0.0	0	-	144	2-3
Sep 01, 2017	at Arkansas State	2	0	0	1	.000	0	-	0	0	-	0	0	.000	0	1	0	1.0	0	-	174	3-1	
Sep 8, 2017	at Marshall	3	1	0	1	1.000	0	-	0	1	-	0	0	.000	0	0	1	0	1.0	0	-	253	0-3
Sep 9, 2017	vs Maryland	1	0	0	2	.000	0	-	0	0	-	0	0	.000	0	0	0	0	0.0	0	-	195	0-3
Sep 9, 2017	vs Toledo	1	0	1	1	1.000	0	-	0	0	-	0	0	.000	0	0	0	0	0.0	0	-	239	3-1
Sep 15, 2017	FAU/CHD	2	0	0	0	.000	0	-	0	0	-	0	0	.000	0	0	0	0	0.0	0	-	210	0-3
Sep 16, 2017	ETSU	1	0	0	0	.000	0	-	0	0	-	0	0	.000	0	0	0	0	0.0	0	-	036	0-3
Totals		12	3	1	7	.286	0	-	0	1	-	0	0	.000	1	0	3	3.0	0	-			

## 2017 NCAA STATS

Statistic	National Rank	Conference Rank	Value	National Leader	Value	Conference Leader	Value
Aces Per Set (329 ranked)	201	8	1.20	Fordham	2.22	Notre Dame	1.78
Assists Per Set (328 ranked)	177	9	11.56	Fla. Atlantic	14.51	Miami (FL)	13.26
Blocks Per Set (328 ranked)	274	15	1.61	Texas	3.59	Notre Dame	2.86
Digs Per Set (329 ranked)	251	11	13.44	Valparaiso	21.33	Notre Dame	19.57
Hitting Percentage (329 ranked)	89	5	0.228	Penn St.	0.360	NC State	0.267
Kills Per Set (329 ranked)	180	9	12.34	Cal Poly	15.56	Miami (FL)	14.09
Match W-L Pctg. (323 ranked)	141	9	0.545	7 teams tied	1.000	Miami (FL)	1.000
Opp Hitting Percentage (329 ranked)	260	12	0.226	Towson	0.102	Notre Dame	0.120
Team Assists (329 ranked)	230	8	474	Sacramento St.	805	NC State	547
Team Attacks Per Set (329 ranked)	298	14	31.90	Valparaiso	43.09	Notre Dame	41.05
Team Digs (329 ranked)	259	7	551	Sacramento St.	1,096	Notre Dame	724
Team Kills (329 ranked)	234	7	506	Sacramento St.	865	NC State	589
Team Service Aces (329 ranked)	232	6	49	UMES	117	Syracuse	67
Team Total Attacks (329 ranked)	276	10	1,308	Sacramento St.	2,596	Notre Dame	1,519
Team Total Blocks (328 ranked)	275	14	66.0	Charlotte	186.0	Syracuse	121.0

Statistic	Player	National Rank	Conference Rank	Value	National Leader	Value	Conference Leader	Value
Aces Per Set (150 ranked)					Nicole Deobler, Siena	0.75	Natalie Johnson, Notre Dame	0.59
Assists Per Set (150 ranked)	Rhegan Mitchell	99	5	9.82	Ivone Martinez, Fla. Atlantic	13.13	Haley Templeton, Miami (FL)	10.77
Attacks Per Set (150 ranked)	Kaity Smith	148	8	9.74	Jemma Yeadon, Notre Dame	14.84	Jemma Yeadon, Notre Dame	14.84
Blocks Per Set (299 ranked)					Ali Bastianelli, Illinois	2.00	Meg Morningstar, Notre Dame	1.50
Digs Per Set (149 ranked)					Ryann DeJarld, Notre Dame	6.65	Ryann DeJarld, Notre Dame	6.65
Hitting Percentage (150 ranked)					Haleigh Washington, Penn St.	0.534	Beth Nordhorn, North Carolina	0.427
Kills Per Set (149 ranked)	Kaity Smith	59	3	3.97	Pilar Victoria, Arkansas	6.31	Olga Strantzali, Miami (FL)	5.22
Kills SG Highs (0 ranked)								
Points (149 ranked)					Pilar Victoria, Arkansas	307.5		
Points Per Set (150 ranked)	Kaity Smith	83	4	4.24	Pilar Victoria, Arkansas	6.83	Olga Strantzali, Miami (FL)	5.89
Service Aces (134 ranked)					Ivana Blazevic, UMES Alyssa Cianciulli, La Salle	32 32	Natalie Johnson, Notre Dame	22
Total Assists (149 ranked)	Rhegan Mitchell	133	1	383	Kennedy Kurtz, Sacramento St.	703	Rhegan Mitchell, Virginia Tech	383
Total Attacks (149 ranked)					Shannon Boyle, Sacramento St.	786	Gabriela Stavnetchei, Georgia Tech	503
Total Blocks (139 ranked)					Faith Dooley, North Dakota	87	Santita Ebangwese, Syracuse	64
Total Digs (150 ranked)					Yumi Garcia, Charlotte	339	Ryann DeJarld, Notre Dame	246
Total Kills (150 ranked)					Pilar Victoria, Arkansas	284		
Triple Doubles (5 ranked)					Taylor Smith, Eastern Ill.	3	Kylie Pickrell, NC State Holly Carlton, North Carolina	1 1



## 2017 BOX SCORES



**Volleyball Box Score**  
**The Automated ScoreBook**  
 Idaho State vs Virginia Tech (Aug 25, 2017 at Milwaukee, Wis.)



#	Idaho State	S	K	E	TA	Pct	Ast	SA	SE	RE	Dig	BS	BA	BE	BH	Pts
4	GARRITY, Abby	5	15	4	34	.324	1	1	1	1	8	0	0	0	0	-
5	DANCE, Marissa	5	8	3	22	.227	1	1	2	0	5	0	5	0	0	-
10	HIRST, Chloe	5	19	2	49	.347	2	0	2	1	7	0	1	0	0	-
14	PEHRSON, Brooke	5	7	5	17	.118	1	2	2	0	2	0	4	0	0	-
15	LUNDIN, Makayla	5	2	1	6	.167	49	0	1	0	8	0	4	0	0	-
23	MECKS, Taylor	5	6	2	10	.400	0	0	0	0	1	0	6	0	0	-
1	PATTEN, Alexis	1	0	0	0	.000	0	0	0	0	0	0	0	0	0	-
7	KECK, Haylie	5	0	0	0	.000	0	2	1	2	10	0	0	0	0	-
9	VAN EVERY, Ashlyn	1	0	0	0	.000	1	0	1	0	0	0	0	0	0	-
22	LEDEZMA, Kayla	1	0	0	0	.000	0	0	0	0	0	0	0	0	0	-
Totals		5	57	17	138	.290	55	6	10	4	41	0	20	0	0	-

**Team Attack By Set**

Set	K	E	TA	Pct
1	15	6	33	.273
2	12	5	33	.212
3	8	3	22	.227
4	15	2	33	.394
5	7	1	17	.353

TOTAL TEAM BLOCKS: 10.0

SET SCORES	1	2	3	4	5	Team Records:
Idaho State (2)	25	20	17	25	11	0-1
Virginia Tech (3)	21	25	25	22	15	1-0

#	Virginia Tech	S	K	E	TA	Pct	Ast	SA	SE	RE	Dig	BS	BA	BE	BH	Pts
1	Kaity Smith	5	30	7	51	.451	0	1	4	2	6	0	0	0	0	-
3	Cara Cunningham	1	1	1	3	.000	0	0	1	0	0	0	0	0	0	-
4	Jaila Tolbert	5	9	4	23	.217	0	0	0	0	2	0	0	0	0	-
9	Rhegan Mitchell	5	3	0	3	1.000	65	0	0	0	9	0	0	2	1	-
14	Ester Talamazzi	5	14	5	30	.300	0	0	0	2	6	0	2	0	0	-
19	Marisa Cerchio	5	7	1	14	.429	0	0	0	0	0	0	2	0	0	-
5	Carol Raffety	5	0	0	1	.000	5	1	1	1	17	0	0	0	0	-
6	Stacey Christy	5	11	1	18	.556	0	2	2	0	2	1	0	0	0	-
8	Alex Toben	4	0	0	0	.000	1	0	3	0	4	0	0	0	0	-
16	Rhana Mitchell	2	0	0	0	.000	1	0	0	0	1	0	0	0	0	-
20	Abby McKinzie	5	0	0	0	.000	1	0	1	0	11	0	0	0	0	-
Team											1					-
Totals		5	75	19	143	.392	73	4	12	6	58	1	4	2	1	-

**Team Attack By Set**

Set	K	E	TA	Pct
1	13	5	33	.242
2	14	5	32	.281
3	21	3	31	.581
4	15	4	29	.379
5	12	2	18	.556

TOTAL TEAM BLOCKS: 3.0

Site: Milwaukee, Wis. (Klatsche Center)  
 Date: Aug 25, 2017 Attend: 152 Time: 2:10  
 Referees:



**Volleyball Box Score**  
**The Automated ScoreBook**  
 Virginia Tech vs South Dakota State (Aug 25, 2017 at Milwaukee, Wis.)



#	Virginia Tech	S	K	E	TA	Pct	Ast	SA	SE	RE	Dig	BS	BA	BE	BH	Pts
1	Kaity Smith	3	11	3	21	.381	0	1	4	0	3	0	0	0	0	-
3	Cara Cunningham	3	12	3	18	.500	0	4	2	0	2	1	2	0	0	-
4	Jaila Tolbert	3	5	2	10	.300	0	2	2	0	1	0	3	0	0	-
6	Stacey Christy	3	5	1	11	.364	0	0	0	0	0	0	2	1	0	-
9	Rhegan Mitchell	3	2	1	7	.143	31	1	0	0	3	0	2	0	0	-
14	Ester Talamazzi	3	8	2	13	.462	1	0	0	0	3	0	0	0	0	-
5	Carol Raffety	3	0	0	0	.000	1	1	2	1	10	0	0	0	0	-
8	Alex Toben	2	0	0	0	.000	0	0	0	1	0	0	0	0	0	-
11	Mandy Powers	2	0	0	0	.000	7	0	0	0	1	0	0	0	0	-
15	Kelly Esch	1	0	0	0	.000	0	0	0	0	0	0	0	0	0	-
16	Rhana Mitchell	3	0	0	0	.000	0	0	0	0	1	0	0	0	0	-
20	Abby McKinzie	3	0	0	0	.000	0	0	0	0	3	0	0	0	0	-
22	Kai Young	1	2	0	2	1.000	0	0	0	0	0	0	1	0	0	-
Totals		3	45	12	82	.402	40	9	10	2	27	1	10	1	0	-

**Team Attack By Set**

Set	K	E	TA	Pct
1	17	3	28	.500
2	12	0	17	.706
3	16	9	37	.189

TOTAL TEAM BLOCKS: 6.0

SET SCORES	1	2	3	Team Records:
Virginia Tech (3)	25	25	25	2-0
South Dakota State (0)	16	12	19	1-1

#	South Dakota State	S	K	E	TA	Pct	Ast	SA	SE	RE	Dig	BS	BA	BE	BH	Pts
1	Peterson, Sierra	3	6	2	13	.308	1	2	1	1	5	0	3	0	0	-
3	Hennen, Makenzie	3	4	8	19	.211	0	0	1	0	3	1	0	0	1	-
4	Smith, Ashlynn	3	2	2	14	.000	0	0	1	5	2	0	1	0	0	-
6	Smith, Macy	3	3	0	7	.429	0	0	0	0	0	0	1	0	0	-
7	Munger, Mattison	3	2	1	3	.333	17	0	0	0	4	0	0	0	2	-
11	Richardson, Payton	3	2	1	9	.111	0	0	0	0	0	0	0	0	1	-
8	Benson, Ellie	3	0	0	0	.000	1	0	0	1	4	0	0	0	0	-
13	Cutts, Erin	1	1	0	1	1.000	0	0	0	0	0	0	0	0	0	-
14	Jensen, Megan	1	0	0	0	.000	1	0	0	0	1	0	0	0	0	-
16	Armstrong, Brie-Anna	2	2	0	3	.667	0	0	0	0	1	0	0	0	0	-
18	Fay, Maddie	1	0	0	0	.000	1	0	0	0	1	0	0	0	0	-
Team											2					-
Totals		3	22	14	69	.116	21	2	3	9	21	1	8	0	4	-

**Team Attack By Set**

Set	K	E	TA	Pct
1	7	4	23	.130
2	8	4	21	.190
3	7	6	25	.040

TOTAL TEAM BLOCKS: 5.0

Site: Milwaukee, Wis.  
 Date: Aug 25, 2017 Attend: 111 Time: 1:11  
 Referees: Jim Mosen, Inga Rzeszutko  
 Line judges: Melissa Rammmer, Cindi Baumeister



**Volleyball Box Score**  
**The Automated ScoreBook**  
 Virginia Tech vs Milwaukee (Aug 26, 2017 at Milwaukee, Wis.)



#	Virginia Tech	S	K	E	TA	Pct	Ast	SA	SE	RE	Dig	BS	BA	BE	BH	Pts
1	Kaity Smith	5	20	7	54	.241	0	1	5	1	8	0	1	0	0	-
3	Cara Cunningham	5	5	1	10	.400	0	0	0	3	2	0	5	1	0	-
6	Stacey Christy	5	13	3	23	.435	0	0	0	0	0	2	4	0	0	-
8	Alex Toben	2	0	0	0	.000	0	0	0	0	3	0	0	0	0	-
9	Rhegan Mitchell	5	3	1	6	.333	56	0	0	0	14	0	0	0	0	-
14	Ester Talamazzi	5	9	5	29	.138	1	1	1	1	6	0	4	2	0	-
4	Jaila Tolbert	5	13	4	25	.360	0	0	0	0	3	0	4	0	1	-
5	Carol Raffety	5	0	0	1	.000	7	4	1	0	14	0	0	0	0	-
15	Kelly Esch	3	4	0	6	.667	0	0	0	0	1	0	1	0	0	-
16	Rhana Mitchell	2	0	0	0	.000	0	0	0	0	3	0	0	0	0	-
19	Marisa Cerchio	2	0	0	3	.000	0	0	0	0	0	0	0	0	0	-
20	Abby McKinzie	4	0	0	0	.000	0	0	0	1	5	0	0	0	0	-
Team											3					-
Totals		5	67	21	157	.293	64	6	10	6	59	2	18	4	1	-

**Team Attack By Set**

Set	K	E	TA	Pct
1	15	6	38	.237
2	15	4	39	.282
3	11	7	32	.125
4	18	3	34	.441
5	8	1	14	.500

TOTAL TEAM BLOCKS: 11.0

SET SCORES	1	2	3	4	5	Team Records:
Virginia Tech (3)	23	25	18	25	15	3-0
Milwaukee (2)	25	23	25	21	10	1-2

#	Milwaukee	S	Attack				Serve			Block							Pts
			K	E	TA	Pct	Ast	S	SE	RE	Dig	BS	BA	BE	BH		
5	MONGAN, Kailynn	5	0	0	0	.000	0	2	4	0	17	0	0	0	0	-	
8	DORÉ, Jenn	5	1	0	6	.167	54	1	0	0	11	0	2	0	0	-	
9	KALOUS, Jess	5	13	4	28	.321	0	1	0	0	0	0	1	1	1	-	
12	WALLENBERGER, Bridge	5	13	3	21	.476	1	1	1	0	3	0	5	0	0	-	
14	WILKS, Kylie	5	9	3	24	.250	0	0	0	2	10	0	0	0	0	-	
17	SCHULTZ, Caitlin	5	17	9	51	.157	0	0	0	0	0	1	0	0	0	-	
2	MROCEZENSKI, Makenzie	5	9	3	17	.353	0	0	0	0	0	0	4	0	0	-	
10	USELDING, Lexie	5	2	1	10	.100	0	1	1	0	6	0	0	0	0	-	
11	OLSEN, Mykie	5	0	0	0	.000	5	1	1	3	18	0	0	0	0	-	
Team										1						-	
Totals		5	64	23	157	.261	60	6	8	6	65	1	12	1	1	-	

## 2017 BOX SCORES



### Volleyball Box Score The Automated ScoreBook

Virginia Tech vs Arkansas State (Sep 01, 2017 at Jonesboro, Arkansas)



#	Virginia Tech	S	Attack				Pct	Ast	Serve			RE	Dig	Block				BH	Pts
			K	E	TA				SA	SE				BS	BA	BE			
1	Kaity Smith	4	16	8	53	.151	1	0	2	1	14	2	0	0	0	0	-	-	
3	Cara Cunningham	4	5	1	11	.364	0	0	0	0	1	3	1	1	0	0	-	-	
4	Jaila Tolbert	4	12	6	25	.240	1	0	0	0	4	0	2	0	0	0	-	-	
6	Stacey Christy	5	2	14		.214	0	0	1	0	2	0	0	0	0	0	-	-	
9	Rhegan Mitchell	4	3	4	9	.111	40	0	1	0	7	0	0	0	0	2	-	-	
14	Ester Talamazzi	4	11	5	36	.167	2	0	1	0	8	0	0	0	0	0	-	-	
5	Carol Raffety	4	0	0	0	.000	4	1	1	0	14	0	0	0	0	0	-	-	
10	Kylie Thomas	4	0	0	0	.000	2	0	0	0	13	0	0	0	0	0	-	-	
20	Abby McKinzie	4	0	0	0	.000	0	0	0	0	9	0	0	0	0	0	-	-	
22	Kai Young	2	0	0	1	.000	0	0	0	0	0	0	1	0	0	0	-	-	
Team											1								
Totals		4	52	26	149	.174	50	1	6	2	72	5	4	1	2				

Team Attack By Set				
Set	K	E	TA	Pct
1	9	6	33	.091
2	15	4	44	.250
3	17	9	40	.200
4	11	7	32	.125

TOTAL TEAM BLOCKS: 7.0				
SET SCORES				
Virginia Tech (3)				
Arkansas State (1)				
1	2	3	4	Team Records:
18	25	25	25	4-1
25	23	20	20	2-3

#	Arkansas State	S	K	E	TA	Pct	Ast	Serve	SA	SE	RE	Dig	Block	BS	BA	BE	BH	Pts
2	May, Carlisa	4	22	10	49	.245	0	1	0	9	1	0	0	0	0	0	0	-
5	Watkins, Ellie	4	1	0	7	.143	44	0	0	0	7	0	2	0	0	0	0	-
6	Fields, Kenzie	4	1	4	23	.130	0	0	2	0	15	1	0	0	0	0	0	-
11	Uke, Jessica	4	5	2	17	.176	0	0	0	0	1	2	3	1	0	0	0	-
13	Murphy, Anna	3	3	4	10	.100	0	0	1	0	0	1	0	0	0	0	0	-
14	Jones, Drew	4	15	5	42	.238	0	0	1	0	10	0	1	0	0	0	0	-
3	Uhlenhake, Peyton	2	2	5	12	.250	0	0	0	0	0	0	0	0	0	0	0	-
8	Phillips, Diane	1	0	0	0	.000	0	0	0	0	0	0	0	0	0	0	0	-
10	Ticknor, Tatum	4	0	0	0	.000	3	1	0	1	13	0	0	0	0	0	0	-
15	Knight, Nicole	4	0	0	0	.000	0	0	1	0	0	0	0	0	0	0	0	-
17	Turner, Madison	2	1	3	5	.400	0	0	0	0	0	1	0	0	0	0	0	-
21	Gill, Rylee	4	0	0	0	.000	0	0	0	0	10	0	0	0	0	0	0	-
Totals			4	50	33	165	.103	47	2	6	1	65	6	6	1	0	0	-

Team Attack By Set				
Set	K	E	TA	Pct
1	14	8	34	.176
2	16	8	50	.160
3	8	6	39	.051
4	12	11	42	.024

TOTAL TEAM BLOCKS: 9.0				
Site: Jonesboro, Arkansas (Convocation Center)				
Date: Sep 01, 2017 Attend: 352 Time: 2:00				
Referees: Rachel Stringer, Keith Hutchinson				



### Volleyball Box Score The Automated ScoreBook

SMU vs Virginia Tech (Sep 02, 2017 at Jonesboro, Ark.)



#	SMU	S	Attack				Pct	Ast	Serve			RE	Dig	Block				BH	Pts
			K	E	TA				SA	SE				BS	BA	BE			
1	PATTERSON, Kendall	3	3	0	3	1.000	27	0	0	0	5	0	0	0	2	-	-		
8	BRUNSTEIN, Kelly	3	6	3	16	.188	0	0	0	0	1	2	5	1	0	-	-		
9	MILLS, Lauren	3	12	7	37	.135	3	1	2	1	12	0	1	0	0	-	-		
13	NORDMANN, Lexi	2	2	0	5	.400	1	0	0	0	1	0	1	0	0	-	-		
19	LINDEN, Eva	3	4	1	12	.250	1	0	0	0	1	0	3	0	0	-	-		
24	ADAMS, Brittany	3	7	5	27	.074	0	1	0	0	7	0	2	0	0	-	-		
2	WATTS, Montana	3	0	0	0	.000	1	0	0	0	13	0	0	0	0	-	-		
3	DIBONA, Julia	3	0	0	0	.000	0	1	0	1	5	0	0	0	0	-	-		
6	HUGHES, Allison	1	0	0	1	.000	3	0	0	0	0	1	0	1	0	-	-		
21	KENNEDY, Meryn	1	3	2	6	.167	0	0	0	0	3	0	1	0	0	-	-		
Team											1								
Totals		3	27	18	107	.178	36	3	2	3	48	2	14	1	3				

Team Attack By Set				
Set	K	E	TA	Pct
1	13	5	31	.258
2	17	6	40	.275
3	7	7	36	.000

TOTAL TEAM BLOCKS: 9.0				
SET SCORES				
SMU (0)				
Virginia Tech (3)				
1	2	3	Team Records:	
23	24	20	3-3	
25	26	25	5-1	

#	Virginia Tech	S	Attack				Pct	Ast	Serve			RE	Dig	Block				BH	Pts
			K	E	TA				SA	SE				BS	BA	BE			
1	Kaity Smith	3	16	8	36	.222	0	0	1	1	1	9	0	1	0	0	-	-	
3	Cara Cunningham	3	3	2	9	.111	0	0	0	0	0	0	2	3	0	0	-	-	
4	Jaila Tolbert	3	12	3	19	.474	0	0	0	0	0	1	0	1	0	0	-	-	
6	Stacey Christy	3	3	1	9	.222	1	0	1	0	0	4	1	1	0	1	-	-	
9	Rhegan Mitchell	3	3	1	8	.250	43	1	1	0	0	6	0	2	0	1	-	-	
14	Ester Talamazzi	3	13	2	38	.289	0	0	2	1	4	0	0	0	0	0	-	-	
5	Carol Raffety	3	0	0	0	.000	3	0	1	0	15	0	0	0	0	0	-	-	
10	Kylie Thomas	3	0	0	0	.000	1	1	0	0	8	0	0	0	0	0	-	-	
15	Kelly Esch	1	0	0	0	.000	0	0	0	0	0	0	0	0	0	0	-	-	
20	Abby McKinzie	3	0	0	0	.000	0	0	0	0	0	0	0	0	0	0	-	-	
Team											1								
Totals		3	50	17	119	.277	48	3	6	3	47	3	8	0	2				

Team Attack By Set				
Set	K	E	TA	Pct
1	17	6	39	.282
2	18	5	41	.317
3	15	6	39	.231

TOTAL TEAM BLOCKS: 7.0				
Site: Jonesboro, Ark. (Convocation Center)				
Date: Sep 02, 2017 Attend: 446 Time: 1:36				
Referees: Rachel Stringer, David Henry				



### Volleyball Box Score The Automated ScoreBook

Virginia Tech vs Marshall (Sep 8, 2017 at Huntington, W.Va.)



#	Virginia Tech	S	K	Attack			Pct	Ast	Serve		RE	Dig	Block			BH	Pts
				E	TA				SA	SE			BS	BA	BE		
1	Kaity Smith	3	16	7	34	.265	0	0	3	0	0	5	0	0	0	0	-
3	Cara Cunningham	1	1	1	4	.000	0	0	0	0	0	0	0	1	0	0	-
4	Jaila Tolbert	3	6	0	13	.462	0	0	0	0	0	1	1	0	0	0	-
6	Stacey Christy	2	2	1	5	.200	0	0	0	0	0	0	0	0	0	0	-
9	Rhegan Mitchell	3	1	0	4	.250	31	1	2	1	5	0	1	0	1	0	-
14	Ester Talamazzi	3	9	5	27	.148	0	0	2	0	9	0	1	0	0	0	-
5	Carol Raffety	3	0	0	0	.000	2	1	1	1	11	0	0	0	0	0	-
10	Kylie Thomas	3	0	0	0	.000	0	0	0	0	6	0	0	0	0	0	-
11	Mandy Powers	1	0	0	2	.000	2	0	0	0	1	0	1	0	0	0	-
16	Rhana Mitchell	2	0	0	0	.000	0	0	0	0	0	0	0	0	0	0	-
19	Marisa Cerchio	2	2	0	5	.400	0	0	0	0	0	0	1	0	0	0	-
20	Abby McKinzie	2	0	0	0	.000	0	0	0	0	2	1	0	0	0	0	-
22	Kari Young Team	3	1	0	1	1.000	0	0	1	0	0	0	0	1	0	0	-
Totals		3	38	14	95	.253	35	2	9	5	39	1	6	0	1		

## 2017 BOX SCORES



### Volleyball Box Score The Automated ScoreBook

Toledo vs Virginia Tech (Sep 9, 2017 at Huntington, W.Va.)



#	Toledo	S	K	E	TA	Pct	Ass	SA	SE	RE	Dig	BS	BA	BE	BH	Pts
2	BAKATIS, Lauren	4	0	1	2	.500	0	0	4	0	6	0	0	0	0	-
6	VIDOUREK, Rachel	4	15	1	27	.519	0	0	1	0	3	1	2	0	0	-
10	SWOPE, Emma	4	7	5	32	.062	0	0	1	0	3	0	0	0	0	-
11	KLEESPIES, Chloe	4	6	2	16	.250	0	0	0	0	0	0	5	0	0	-
13	FOSTER, Brianna	4	1	0	1	1.000	38	0	1	0	6	0	2	0	0	-
14	BEASLEY, Annie	4	2	1	10	.100	1	0	0	0	1	1	6	0	0	-
3	BARHORST, Caleigh	4	2	3	13	-.077	0	1	3	2	5	0	0	0	0	-
4	THOMAS, Saige	4	13	8	34	.147	1	0	0	2	0	0	1	0	0	-
5	NEAL, Rhyen	4	1	1	3	.000	0	1	2	0	5	0	0	0	0	-
16	LEONARD, Maurissa	4	0	0	1	.000	2	2	2	1	15	0	0	0	0	-
Team											1					
Totals		4	47	22	139	.180	42	4	14	6	44	2	16	0	0	-

## Team Attack By Set

Set	K	E	TA	Pct
1	8	5	31	.097
2	11	6	33	.152
3	16	5	46	.239
4	12	6	29	.207

TOTAL TEAM BLOCKS: 10.0

## SET SCORES

	1	2	3	4	Team Records:
Toledo (1)	17	25	21	16	3-6
Virginia Tech (3)	25	21	25	25	6-3

#	Virginia Tech	S	K	E	TA	Pct	Ass	SA	SE	RE	Dig	BS	BA	BE	BH	Pts
1	Kaity Smith	4	17	4	41	.317	1	1	2	2	12	0	1	0	0	-
4	Jaila Tolbert	4	14	1	22	.591	1	0	0	0	2	0	3	0	0	-
6	Stacey Christy	4	4	2	10	.200	0	1	1	0	4	1	3	1	0	-
11	Mandy Powers	2	1	0	1	1.000	15	0	0	0	4	0	0	0	0	-
14	Ester Talamazzi	4	11	5	28	.214	2	1	2	0	5	0	0	0	0	-
19	Marisa Cerchio	2	5	0	6	.833	0	0	0	0	0	0	1	0	0	-
3	Cara Cunningham	3	1	1	4	.000	0	0	0	0	0	0	1	0	0	-
5	Carol Raffety	4	0	0	0	.000	3	3	1	0	17	0	0	0	0	-
8	Alex Toben	3	0	0	0	.000	0	0	0	0	1	0	0	0	0	-
9	Rhegan Mitchell	3	0	0	2	.000	26	0	0	0	3	0	1	0	0	-
10	Kylie Thomas	4	0	0	0	.000	0	0	0	0	7	0	0	0	0	-
20	Abby McKinzie	4	0	0	0	.000	0	0	0	0	2	6	0	0	0	-
22	Kai Young	1	0	1	1	-.000	0	0	0	0	1	0	0	0	0	-
Totals		4	53	14	115	.339	48	6	6	4	62	1	10	1	0	-

## Team Attack By Set

Set	K	E	TA	Pct
1	17	2	30	.500
2	11	6	25	.200
3	15	3	39	.308
4	10	3	21	.333

TOTAL TEAM BLOCKS: 6.0

Site: Huntington, W.Va. (Cam Henderson Center)  
 Date: Sep 9, 2017 Attend: 738 Time: 1:46  
 Referees: Lori Tahara, Jack Gallagher  
 Line judges: Annie Hopkins, Lauren Lusher



### Volleyball Box Score The Automated ScoreBook

Radford vs Virginia Tech (Sep 15, 2017 at Blacksburg, Va.)



#	Radford	S	K	E	TA	Pct	Ass	SA	SE	RE	Dig	BS	BA	BE	BH	Pts
3	KLEESPIES, Haley	3	7	0	8	.875	28	2	1	0	5	0	1	0	1	-
4	KEATON, Maci	1	0	0	0	.000	0	0	0	0	0	0	0	0	0	-
5	GONZALEZ, Valerie	3	5	5	24	.000	0	1	3	0	4	0	0	0	0	-
8	ROUSSEAU, Amaya	3	3	3	11	.000	0	0	0	0	0	0	2	0	0	-
19	NEAST, Stephanie	3	12	3	25	.360	0	0	1	0	11	0	1	0	0	-
20	PALMER, Maddie	3	8	9	37	-.027	3	1	1	1	11	0	0	0	0	-
9	MCKNIGHT, Mallory	2	4	1	9	.333	0	1	2	0	1	0	0	0	0	-
11	CARRUTH, Alyssa	3	0	0	0	.000	4	1	1	0	11	0	0	0	0	-
18	NASH, Kaylor	3	0	0	0	.000	2	0	0	3	8	0	0	0	0	-
Team											1					
Totals		3	39	21	114	.158	37	6	9	5	51	0	4	0	1	-

## Team Attack By Set

Set	K	E	TA	Pct
1	11	7	28	.143
2	12	7	40	.125
3	16	7	46	.196

TOTAL TEAM BLOCKS: 2.0

## SET SCORES

	1	2	3	Team Records:
Radford (3)	25	25	25	10-1
Virginia Tech (0)	16	23	20	6-4

#	Virginia Tech	S	K	E	TA	Pct	Ass	SA	SE	RE	Dig	BS	BA	BE	BH	Pts
3	Cara Cunningham	3	5	2	14	.214	0	0	0	0	1	0	2	0	0	-
4	Jaila Tolbert	3	3	4	17	-.059	0	0	0	0	0	0	2	0	0	-
6	Stacey Christy	3	4	4	14	.000	0	2	2	0	1	1	3	0	0	-
9	Rhegan Mitchell	3	1	0	7	.143	19	1	0	0	8	0	2	1	1	-
14	Ester Talamazzi	3	7	11	40	-.100	0	0	1	0	5	0	1	1	0	-
15	Kelly Esch	3	3	3	10	.000	0	0	0	0	0	0	0	0	0	-
5	Carol Raffety	3	0	0	0	.000	2	0	0	3	18	0	0	0	1	-
8	Alex Toben	3	0	0	0	.000	0	0	0	1	8	0	0	0	0	-
10	Kylie Thomas	3	0	0	0	.000	0	2	0	1	8	0	0	0	0	-
20	Abby McKinzie	2	0	0	0	.000	0	0	0	1	0	0	0	0	0	-
21	Melody Caloyannides	1	0	0	2	.000	0	0	0	0	1	0	0	0	0	-
22	Kai Young	2	0	0	0	.000	0	0	0	0	0	0	0	0	0	-
Totals		3	23	24	104	-.010	21	5	3	6	50	1	10	2	2	-

## Team Attack By Set

Set	K	E	TA	Pct
1	5	9	32	-.125
2	10	9	34	.029
3	8	6	38	.053

TOTAL TEAM BLOCKS: 6.0

Site: Blacksburg, Va. (Cassell Coliseum)  
 Date: Sep 15, 2017 Attend: 873 Time: 1:30  
 Referees: Daniel Leake, Wayne Clark  
 Line judges: Tyler Edwards, Amy Milton



### Volleyball Box Score The Automated ScoreBook

ETSU vs Virginia Tech (Sep 16, 2017 at Blacksburg, Va.)



#	ETSU	S	K	E	TA	Pct	Ass	SA	SE	RE	Dig	BS	BA	BE	BH	Pts
7	Mariah McPartland	3	4	2	15	.133	0	0	0	0	1	1	2	0	0	-
8	Leah Clayton	3	10	2	21	.381	0	0	0	0	1	0	0	0	0	-
10	AJ Lux	3	9	3	28	.214	0	0	0	0	1	0	3	0	0	-
12	Alyssa Kvara	3	0	0	0	.000	19	1	0	0	12	0	0	0	1	-
15	Rylee Milhorn	3	9	6	28	.107	1	0	1	4	10	0	3	0	0	-
17	Braedyn Tutton	3	3	1	9	.222	0	0	0	0	0	1	4	0	0	-
1	Hailey Aguilar	3	0	0	0	.000	0	2	0	0	7	0	0	0	0	-
2	Lexie Libs	3	0	0	0	.000	12	0	0	0	2	0	0	0	1	-
5	Kaela Massey	3	5	1	10	.400	0	0	0	0	1	0	0	1	0	-
9	Marjia Popovic	3	0	0	0	.000	5	1	2	1	14	0	0	0	0	-
11	Aya Lechin	3	0	0	0	.000	0	2	1	0	3	0	0	0	0	-
Team											1					
Totals		3	40	15	111	.225	37	6	4	6	52	2	12	1	2	-

## Team Attack By Set

Set	K	E	TA	Pct
1	12	4	27	.296
2	13	6	49	.143
3	15	5	35	.286

TOTAL TEAM BLOCKS: 8.0

## SET SCORES

	1	2	3	Team Records:
ETSU (3)	25	25	25	4-7
Virginia Tech (0)	20	21	14	6-5

#	Virginia Tech	S	K	Attack		Pct	Ast	Serve			RE	Dig	Block			BH	Pts
				E	TA			SA	SE	BS			BA	BE			
3	Cara Cunningham	3	2	1	8	.125	0	0	0	0	0	0	2	0	0	-	-
4	Jaila Tolbert	3	4	2	15	.133	0	0	0	0	3	0	2	0	0	-	-
6	Stacey Christy	3	3	2	11	.091	0	0	1	0	1	0	0	0	0	-	-
9	Rhegan Mitchell	3	0	1	2	-.500	19	0	0	0	5	0	0	0	0	-	-
14	Ester Talamazzi	3	12	5	42	.167	0	2	0	0	8	0	1	0	0	-	-
15	Kelly Esch	3	6	8	26	-.077	0	0	0	0	0	0	0	0	0	-	-
5	Carol Raffety	3	0	0	0	.000	0	1	0	3	16	0	0	0	0	1	-
10	Kylie Thomas	3	0	0	0	.000	1	1	0	1	6	0	0	0	0	0	-
11	Mandy Powers	2	0	1	2	-.500	6	0	0	0	4	0	0	0	0	1	-
19	Marisa Cerchio	2	0	1	3	-.333	0	0	0	0	0	0	1	0	0	0	-
20	Abby McKinzie	3	0	0	0	.000	0	2	0	1	6	0	0	0	0	0	-
21	Melody Caloyannides	1	0	2	2	-1.000	0	0	0	0	0	0	0	0	0	0	-
22	Kai Young	1	0	0	0	.000	0	0	0	0	0	0	0	0	0	0	-
Team											1						-
Totals		3	27	23	111	.036	26	6	1	6	49	0	6	0	2		-



**The Automated ScoreBook**  
**Virginia Tech Combined Team Statistics (as of Sep 18, 2017)**  
**All matches**



Overall record: 6-5 Conf: 0-0 Home: 0-2 Away: 2-1 Neutral: 4-2

##	Player	sp	Attack					Set		Serve			re	Dig		Blocking						points
			k	k/s	e	ta	pct	a	a/s	sa	se	sa/s		dig	dig/s	bs	ba	total	blk/s	be	bhe	
1	Kaity Smith	35	139	3.97	55	341	.246	2	0.06	6	25	0.17	10	66	1.89	2	3	5	0.14	0	0	-
14	Ester Talamazzi	41	116	2.83	56	361	.166	7	0.17	6	10	0.15	7	79	1.93	0	13	13	0.32	3	0	-
4	Jaila Tolbert	41	96	2.34	30	205	.322	2	0.05	2	2	0.05	0	17	0.41	2	21	23	0.56	0	1	-
6	Stacey Christy	40	65	1.62	23	146	.288	1	0.03	6	8	0.15	0	15	0.38	7	15	22	0.55	3	1	-
3	Cara Cunningham	31	39	1.26	15	91	.264	0	0.00	4	9	0.13	0	6	0.19	7	21	28	0.90	2	0	-
9	Rhegan Mitchell	39	16	0.41	8	54	.148	383	9.82	4	6	0.10	1	72	1.85	0	9	9	0.23	3	6	-
15	Kelly Esch	18	15	0.83	13	49	.041	0	0.00	0	0	0.00	1	1	0.06	0	0	0	0.00	2	0	-
19	Marisa Cerchio	17	15	0.88	3	39	.308	0	0.00	0	0	0.00	0	0	0.00	1	8	9	0.53	0	0	-
22	Kai Young	12	3	0.25	1	7	.286	0	0.00	0	1	0.00	0	1	0.08	0	3	3	0.25	0	0	-
11	Mandy Powers	8	2	0.25	2	8	.000	39	4.88	0	1	0.00	0	13	1.62	0	1	1	0.12	0	1	-
10	Kylie Thomas	25	0	0.00	0	0	.000	4	0.16	5	0	0.20	2	55	2.20	0	0	0	0.00	0	0	-
21	Melody Caloyannides	2	0	0.00	2	4	-.500	0	0.00	0	0	0.00	0	1	0.50	0	0	0	0.00	0	0	-
20	Abby McKinzie	37	0	0.00	0	0	.000	1	0.03	3	2	0.08	7	50	1.35	0	0	0	0.00	0	0	-
8	Alex Toben	15	0	0.00	0	0	.000	1	0.07	0	3	0.00	2	16	1.07	0	0	0	0.00	0	0	-
5	Carol Raffety	41	0	0.00	0	3	.000	33	0.80	13	11	0.32	12	154	3.76	0	0	0	0.00	0	2	-
16	Rhana Mitchell	13	0	0.00	0	0	.000	1	0.08	0	0	0.00	0	5	0.38	0	0	0	0.00	0	0	-
	VIRGINIA TECH	41	506	12.34	208	1308	.228	474	11.56	49	78	1.20	53	551	13.44	19	94	66.0	1.61	13	11	-
	Opponents	41	513	12.51	208	1348	.226	480	11.71	53	85	1.29	48	530	12.93	23	118	82.0	2.00	5	17	-

Team Statistics	VT	OPP
ATTACK		
Kills	506	513
Errors	208	208
Total Attacks	1308	1348
Attack Pct	.228	.226
Kills/Set	12.3	12.5
SET		
Assists	474	480
Assists/Set	11.6	11.7
SERVE		
Aces	49	53
Errors	78	85
Aces/Set	1.2	1.3
SERVE RECEPTIONS		
Errors	53	48
Errors/Set	1.3	1.2
Attempts	782	792
Reception Pct	.932	.939
DEFENSE		
Digs	551	530
Digs/Set	13.4	12.9
BLOCKING		
Block Solo	19	23
Block Assist	94	118
Total Blocks	66.0	82.0
Blocks/Set	1.6	2.0
Block Errors	13	5
Ball handling errors	11	17
ATTENDANCE		
Total	1436	1416
Dates/Avg Per Date	2/718	3/472
Neutral site #/Avg	6/423	
Current win streak	0	-
Home win streak	0	-

Date	Opponent	Score	Score by set	Att.
Aug 25	vs Idaho State	w 3-2	21-25,25-20,25-17,22-25,15-11	152
Aug 25	vs South Dakota State	w 3-0	25-16,25-12,25-19	111
Aug 26	at Milwaukee	w 3-2	23-25,25-23,18-25,25-21,15-10	419
Sep 01	vs Ole Miss	L 2-3	16-25,26-24,25-18,17-25,3-15	352
Sep 01	at Arkansas State	w 3-1	18-25,25-23,25-20,25-20	352
Sep 02	vs SMU	w 3-0	25-23,26-24,25-20	446
Sep 8	at Marshall	L 0-3	21-25,27-29,21-25	645
Sep 9	vs Maryland	L 0-3	22-25,15-25,22-25	738
Sep 9	vs Toledo	w 3-1	25-17,21-25,25-21,25-16	738
Sep 15	RADFORD	L 0-3	16-25,23-25,20-25	873
Sep 16	ETSU	L 0-3	20-25,21-25,14-25	563


Record in 3-set matches:2-4 • Record in 4-set matches:2-0 • Record in 5-set matches:2-1








**1**  
Kaity SMITH  
OH | 6-1 | Fr.  
Florence, Ky.



**2**  
Gabriela SENTIES  
S/DS | 5-4 | So.  
Laredo, Texas  
(sen-TEE-is)




**3**  
Cara CUNNINGHAM  
MB | 6-4 | Sr.  
Fairfax, Va.



**4**  
Jaila TOLBERT  
MB/RS | 6-1 | Jr.  
Minneapolis, Minn.  
(JAY-lah)



**5**  
Carol RAFFETY  
OH/L | 5-11 | So.  
Novato, Calif.



**6**  
Stacey CHRISTY  
MB | 6-2 | r-Sr.  
Hagerstown, Md.



**7**  
Briana LANKTREE  
OH | 5-11 | Sr.  
Redondo Beach, Calif.



**8**  
Alex TOBEN  
L/DS | 5-8 | Jr.  
Virginia Beach, Va.



**9**  
Rhegan MITCHELL  
S | 5-8 | r-Jr.  
Peachtree City, Ga.  
(like Ronald Reagan)



**10**  
Kylie THOMAS  
L/DS | 5-7 | Fr.  
Sterling, Va.



**11**  
Mandy POWERS  
S | 5-11 | Sr.  
Leesburg, Va.



**14**  
Ester TALAMAZZI  
OH | 6-0 | Fr.  
Campo Ligure, Genoa, Italy  
(Tal-uh-MAHT-zee)



**15**  
Kelly ESCH  
RS | 6-1 | Sr.  
Williamsburg, Va.



**16**  
Rhana MITCHELL  
L/DS | 5-8 | Sr.  
Peachtree City, Ga.  
(RAIN-uh)



**18**  
Haley PRICE  
L/DS | 5-8 | r-So.  
Bristol, Tenn.




**19**  
Marisa CERCHIO  
MB | 6-3 | Fr.  
Cincinnati, Ohio  
(SER-ko)



**20**  
Abby McKINZIE  
L/DS | 5-9 | So.  
East Leroy, Mich.



**21**  
Melody CALOYANNIDES  
OH | 6-0 | So.  
Reston, Va.  
(Cal-oh-yahn-EE-dis)



**22**  
Kai YOUNG  
MB | 5-11 | Fr.  
Charlotte, N.C.



Jill LYTLER WILSON  
Head Coach  
LSU, 2001  
(LIE-til)



John WASIELEWSKI  
Associate Head Coach  
Penn State, 1990



Thomas AMBERG  
Assistant Coach  
UCLA, 2012



Leah JOSEPH  
Director of Operations  
Georgia Southern, 2016