

LONGEST ACTIVE BOWL STREAK - 27 STRAIGHT • LONGEST ACTIVE RIVALRY WIN STREAK - 15 STRAIGHT VS. UVA • 11 CONFERENCE TITLES - 4 ACC TITLES • HOME OF THE #LPD - 889.0 SACKS LEAD FBS SINCE 1996

#25 VIRGINIA TECH (7-3, 4-2) vs. PITT (7-3, 4-2)

NOVEMBER 23 • 3:30 PM • BLACKSBURG, VA • LANE STADIUM (65,632) • ESPN2

GAME 11

Justin Fuente	Coach	Pat Narduzzi
Murray State (1999)	Alma Mater	Rhode Island (1990)
32-18 (4th Season)	Record at School	35-27 (5th Season)
58-41 (8th Season)	Overall Record	35-27 (5th Season)
2-1	Record vs. Opponent	2-2
2-1	Record vs. Coach	1-2

SERIES INFO

Games Played	18
Series	VT leads 10-8
Series Began	9/11/1993
Home	6-2
Away	4-6
Neutral	2-0
Under Fuente	2-1
Last Meeting	Pitt won 52-22 at Heinz (11/10/18)

HOKIES SET FOR SENIOR DAY VS. PITT

- VT will honor its seniors on Saturday as Tech hosts defending ACC Coastal champ Pitt in VT's home finale (11/23). Since joining the ACC, Tech is 13-2 in Senior Day contests.
- VT is coming off a 45-0 win at GT (11/16), extending the nation's longest active bowl streak to 27 straight seasons.
- Pitt got a 34-27 OT win on Thursday night win vs. UNC (11/14).
- After starting 0-2 in ACC play, VT owns a four-game conference winning streak and is seeking five straight league wins since accomplishing that feat (11/18/17 - 11/13/18).
- Tech closes out the regular season with a battle for the Commonwealth Cup next Friday at Virginia (11/29).

KEY SCORING STATS ON HOKIES, PANTHERS

- VT is 22-3 when scoring 30+ points under Fuente, including a 14-0 mark at Lane Stadium.
- Since the start of the 2017 season Pitt is 4-10 when allowing 30+ points (2-1 in 2019) and 10-2 when scoring 30+ points (3-0 in 2019).
- VT owns a 35.6-19.2 ppg scoring edge in its last five games & has allowed 12.7 ppg the last three games.
- VT is 29-1 when holding opponents to 21 points or fewer since 2015. VT has won 24 straight games when limiting foes to 17 points or fewer (5-0 in 2019).
- Tech owns a 79-4 (.952) mark at Lane Stadium when holding foes to 17 points or less dating back to 2000.
- Dating back to 2017 Pitt is 1-13 when scoring 17 points or fewer, including a 1-3 mark in 2019.
- VT owns a 27-1 mark under Fuente when leading at half.
- Pitt has led or been tied at half in every game this season except when it trailed 10-6 in a 16-12 loss vs. Miami (10/26).
- Pitt owns a +76 scoring edge (155 scored/79 allowed) in the first half in 2019, but has a -62 scoring deficit (67 scored/129 allowed) in the second half and OT.

HOOKER STILL UNDEFEATED AS VT'S STARTER

- QB Hendon Hooker is 5-0 as VT's starter, completing 58 of 95 passes (61.1%) for 973 yards with eight TDs and no INTs (174.9 rating) in those contests.
- Hooker has also rushed 63 times for 239 yards with four TDs, including two rushing TDs at GT (11/16).

TALE OF THE TURNOVER TAPE FOR VT, PITT

- VT has committed four turnovers in its last five victories after turning the ball over 11 times in its first four games.
- Tech registered three takeaways in its first four games and has accumulated 12 in its last six contests.
- VT is 10-2 under Fuente when registering two or more INTs. The Hokies have registered six INTs in the last three games.
- Only Clemson (13) has more INTs than Tech (12) in 2019.
- Pitt is even (11 takes/11 gives) in its seven wins in 2019 and -4 (1 take/5 gives) in its three losses.

BEST LINEBACKER IN THE ACC - RAYSHARD ASHBY

- LB Rayshard Ashby has been named ACC Linebacker of the Week four times this season, the most ACC POW honors of any defensive player in the league. His four POW honors are tied for the most of any ACC player with Wake Forest WR Sage Surratt (4) and UNC Rookie QB Sam Howell.
- Ashby ranks third in the ACC with 92 tackles and is fifth with 13.0 TFL.

THE #LPD IS RISING UP

- VT has allowed one rushing TD in its last five games. The LPD has forced 19 three and outs in their last three games with nine at GT (11/16).
- The Hokies have registered six INTs in the last three games. LB Dax Hollifield owns a pick in three straight contests.
- CB Caleb Farley leads the ACC with 15 PDs. He is tied for the lead ACC with four INTs. He had a 17-yard INT return TD at GT (11/16)
- CB Chamarrri Conner had a team-high seven tackles & 2.0 TFL at GT (11/16). Conner ranks second on VT with 8.5 TFL.

GROUND & POUND

- VT is 26-6 (.813) under Fuente when producing 150+ net rush yards and 16-3 (.842) with 200+ net rushing yards.
- The Hokies piled up 238 ground yards at GT (11/16), VT's fourth 200-yard rushing contest in its last five games.
- Tech ranks fourth in the ACC, averaging 178.8 rushing ypg.
- The Hokies have racked up 208.0 rushing ypg (4.5 ypc) and produced 11 rushing TDs in their last five contests.
- permitted only one rushing TD in its last five games after giving up 10 in its opening four contests.
- Pitt leads the ACC in rush defense and ranks seventh in the nation, allowing 90.9 ypg.

HOKIES, PANTHERS VS. COMMON OPPONENTS

- Both VT and Pitt are 3-1 against common foes in 2019. The Hokies registered a six-OT win vs. UNC (10/19), while the Panthers only needed one OT in a 34-27 win vs. UNC (11/14).

	VIRGINIA TECH		PITT	
Duke	Lost 45-10	9/27	Won 33-30	10/5
MIA	Won 42-35	10/5	Lost 16-12	10/26
UNC	Won 43-41	10/19	Won 34-27	11/14
GT	Won 45-0	11/16	Won 20-10	10/26

SALUTING BUD FOSTER IN HIS FINAL SEASON WITH THE #LPD

- The home finale of Bud Foster's coaching career will occur on Saturday at Lane Stadium.
- Since becoming VT's defensive coordinator in 1995, Bud Foster has helped guide the Hokies to a 229-92 record. He will continue to serve as an ambassador for VT.
- Foster's coaching legacy at Tech includes 35 shutouts, 27 consecutive bowl berths (longest active streak in the nation) and the only pair of brothers both selected in the first round of the same NFL Draft (Tremaine & Terrell Edmunds - 2018).
- In total, 45 of Foster's defensive pupils have been selected in the NFL Draft, including 11 players picked in the first or second rounds.
- Since Foster began calling the defensive signals for Tech in 1995, the Hokies have stopped significant winning streaks (9 or more games) of five ranked opponents.
- Dating back to the 1996 campaign, Foster's defenses have held foes to 10 points or fewer a grand total of 102 times. Tech owns a 101-1 record in those contests.
- Notable Foster pupils coaching elsewhere: Todd Grantham & Torrian Gray (Florida), Brent Pry (Penn State), Nick Sorensen (Seahawks) & Anthony Midget (Texans).

WELCOME TO #SACKSBURG

- The #LPD has already racked up 33.0 sacks through 10 games in 2019 after registering 24.0 during the entire 2018 campaign.
- VT has posted 11.0 sacks in its last three wins.
- Pitt leads the nation with 45.0 sacks.

VT'S TALENTED WIDEOUTS & TES

- TE James Mitchell led VT with four catches for a career-high 90 yards with one TD at GT (11/16). He also owns three rushing TDs in 2019. registered his third rushing TD of the season vs. Wake Forest (11/9).
- WR Tayvion Robinson was Tech's leading rusher with a 49-yard run at GT (11/16) while also handling punt return duties.
- WR Tre Turner led VT with 73 rushing yards vs. Wake Forest (11/9). He produced his first career 100-yard receiving game with 106 yards vs. UNC (10/19). He also had a 39-yard run at GT (11/16).

OSCAR BRADBURN TOP PUNTER IN AMERICA!

- P Oscar Bradburn leads the nation with a 48.3-yard gross punting average.

2019 FBS PUNTING LEADERS

Player	Team	No-Yds	Avg.
1. Oscar Bradburn	Virginia Tech	40-1,931	48.3
2. Max Duffy	Kentucky	42-2,027	48.3
3. Braden Mann	Texas A&M	39-1,880	48.2
4. Joseph Charleton	South Carolina	61-2,930	48.0
5. Trenton Gill	NC State	47-2,253	47.9

- Bradburn owns 20 50+ punts and 17 punts inside the 20.
- Only Syracuse (43.2) and Miami (42.1) own a better net punting avg. than VT (42.6) in the ACC.

HOKIES AMONG ACC RED ZONE LEADERS

- Tech leads the ACC in Red Zone offense (95.6%) - 31 TDs & 12 FGs on 45 Red Zone possessions.
- Virginia Tech's defense ranks second in the ACC in Red Zone defense (72.2%) - allowing 20 Red Zone TDs and eight Red Zone FGs on 36 opponent possessions.
- The #LPD has forced three Red Zone takeaways in 2019.

FBS SACK LEADERS, SINCE 1996

1. Virginia Tech	889.0
2. Florida State	872.0
3. USC	866.0
4. Ohio State	857.0
5. Clemson	855.0

POWER 5 INT LEADERS, SINCE 1996

1. Ohio State	387
2. Virginia Tech	385
3. Florida	381
4. Oregon	375
5. USC	367

- Dating back to 1996, only Florida (50), Ohio State (48) own more INT return TDs than Virginia Tech (47) & Alabama (47). VT has scored 73 total defensive TDs under Foster.

FUENTE SUPERLATIVES

Justin Fuente	2019	At Tech	Career
at home	1-2	11-7	21-20
opp scores 20 or less	4-0	21-0	39-2
150+ rush yards	6-0	26-8	46-14

INSIDE THE SERIES: VIRGINIA TECH VS. PITT

- Virginia Tech and Georgia Tech have met 18 times previously, with the Hokies winning on 10 occasions, most recently the 2017 meeting at Lane Stadium. Reggie Floyd made a game-saving tackle at inside the five yard line and then the Lunch Pail Defense stopped the Panthers on four consecutive plays to preserve the victory.
- Since Pitt joined the ACC in 2012, Tech is just 3-4 against the Panthers, but are 2-1 at home at Lane Stadium.

Games Played - in the series: 18 **First Meeting:** Sept 11, 1993
Overall Record: 10-8 **Home:** 6-2 **Away:** 4-6 **Neutral:** 0-0

LAST 10 MEETINGS (TECH IS 3-7)

Date	Ranked VT/Opp	Location	Score
Sat., Nov. 10, 2018	NR/NR	Pittsburgh, Pa.	L, 22-52
Sat., Nov. 18, 2017	NR/NR	Blacksburg, Va.	W, 20-14
Thu., Oct. 27, 2016	25/NR	Pittsburgh, Pa.	W, 39-36
Sat., Oct. 3, 2015	NR/NR	Blacksburg, Va.	L, 13-17
Thu., Oct. 16, 2014	NR/NR	Pittsburgh, Pa.	L, 16-21
Sat., Oct. 12, 2013	24/NR	Blacksburg, Va.	W, 19-9
Sat., Sept. 15, 2012	13/NR	Pittsburgh, Pa.	L, 17-35
Sat., Nov. 8, 2003	5/25	Pittsburgh, Pa.	L, 28-31
Sat., Nov. 2, 2002	3/NR	Blacksburg, Va.	L, 21-28
Sat., Nov. 3, 2001	12/NR	Pittsburgh, Pa.	L, 7-38

ALL MEETINGS

	Tech	Opponent
Total Points (Average)	487 (27)	430 (24)
Most Points Scored	63 (1993)	52 (2018)
Fewest Points Scored	7 (2001)	7 (1998)
Shutouts By	-	-
Largest Margin of Victory	42 (1993)	31 (2001)
Smallest Margin of Victory	3 (2016)	3 (2003)

CONNECTIONS: VIRGINIA TECH-PITT

- The Hokies have four players from the state of Pennsylvania; Nick Gallo (Richboro), J'Wan Evans (Philadelphia), Darryle Simmons (Philadelphia), Nasir Peoples (Abingdon).

CELEBRATING OUR SENIORS:

- The Hokies will celebrate the careers of five seniors on Saturday vs. Pitt; DB Reggie Floyd, QB Ryan Willis, DB Ishmiel Seisay, LB Daniel Griffith and DB Jovonn Quillen.

GAMEDAY COACHING LOCATIONS

SIDELINE

- Justin Fuente - Head Coach
- Bud Foster - Def. Coord./LBs
- Justin Hamilton - Safeties
- James Shibest - Special Teams/Tight Ends
- Vance Vice - Offensive Line
- Charley Wiles - Defensive Line
- Jafar Williams - Wide Receivers

COACHING BOOTH

- Zohn Burden - Running Backs
- Brad Cornelsen - Off Coord./QBs
- Adam Lechtenberg - Ast. Head Coach
- Brian Mitchell - Cornerbacks

WHAT'S INSIDE

- Head Coach Justin Fuente - Page 3
- Bud Foster & the Lunch Pail Defense - Page 4
- BeamerBall by the Numbers - Page 7
- Depth Chart - Page 9
- Hokies in the NFL - Page 16
- Last Meeting - Page 17
- Position Notes- Page 18
- 2019 Statistics - Page 29
- 2019 Game Recaps - Page 44

BROADCAST INFORMATION

Television ESPN2
 Play-by-Play Mark Jones
 Analyst Dusty Dvoracek
 Sideline Olivia Dekker
Local Radio . Virginia Tech Sports Properties
 Play-by-Play Jon Laaser
 Analyst Mike Burnop
 Sideline Wes McElroy
 Flagship 105.3 FM
 Digital Hokie Sports & TuneIn
 (VT feed; free on downloaded apps)

2019 SCHEDULE

DATE	OPP.	TIME	TV
Aug. 31	at Boston College*	L, 25-38	ACCN
Sept. 7	Old Dominion	W, 31-17	ESPNU
Sept. 14	Furman	W, 24-17	ACCN
Sept. 27	Duke*	L, 10-45	ESPN
Oct. 5	at Miami*	W, 42-35	ESPN
Oct. 12	Rhode Island	W, 34-17	ACCN
Oct. 19	North Carolina*	W, 43-41 (6OT)	RSN
Nov. 2	at #16 Notre Dame	L, 20-21	NBC
Nov. 9	#22 Wake Forest*	W, 38-17	ACCN
Nov. 16	at Georgia Tech*	W, 45-0	RSN
Nov. 23	Pitt*	3:30	ESPN2
Nov. 29	Virginia* (Fri.)	TBA	TBA

*ACC Games

2019 ACC STANDINGS

COASTAL	Conf.	Overall
Virginia	5-2	7-3
Virginia Tech	4-2	7-3
Pitt	4-2	7-3
Miami	4-3	6-4
North Carolina	3-4	4-6
Duke	2-4	4-6
Georgia Tech	1-6	2-8

ATLANTIC	Conf.	Overall
Clemson	8-0	11-0
Louisville	4-3	6-4
Wake Forest	3-3	7-3
Florida State	4-4	6-5
Boston College	3-4	5-5
Syracuse	1-5	4-6
NC State	1-5	4-6

Justin Fuente

HEAD COACH - 4TH SEASON



THE FUENTE FILE

Coaching Experience: 19th season, 4th at Virginia Tech
Head Coach: 8th season, 4th at Virginia Tech
Record at Tech: 32-18
Record at Memphis: 26-23
Overall Record: 58-41
Hometown: Tulsa, Oklahoma
High School: Union (1995)
College: Murray State (1999)
Playing Exp: Oklahoma (1996-97)
 Murray State (1998-99)
Family: Wife - Jenny
 Daughters - Cecilia, Caroline and Charlotte

COACHING HISTORY

Year	School	Position
2016-19	Virginia Tech	Head Coach
2012-15	Memphis	Head Coach
2009-11	TCU	Co-Offensive Coordinator/ Quarterbacks
2007-08	TCU	Running Backs
2004-06	Illinois State	Offensive Coordinator/ Quarterbacks
2001-03	Illinois State	Quarterbacks

BOWL GAMES/ PLAYOFFS COACHED (11)

2018	Military	Virginia Tech
2017	Camping World	Virginia Tech
2016	Belk	Virginia Tech
2015	Birmingham*	Memphis
2014	Miami Beach	Memphis
2011	Poinsettia*	TCU
2010	Rose	TCU
2009	Fiesta	TCU
2008	Poinsettia	TCU
2007	Texas	TCU
2006	FCS Playoffs	Illinois St.

*Joined new team prior to bowl game

MOST COACHING WINS AT VT

THROUGH FIRST THREE SEASONS

Coach	Wins	Seasons
1. Justin Fuente	25	2016-18
2. B.C. Cubbage	21	1921-23
3. Charles Bernier	18	1917-19
Jimmy Sharpe	18	1974-76
5. Henry B. Redd	17	1932-34
Branch Bocock	17	1909-10, 1912
A.F. Gustafson	17	1926-28

2016 ACC COACH OF THE YEAR

- The consensus 2016 ACC Coach of the Year, Fuente was also named the top first-year FBS head coach in the nation by the Football Writers Association of America, sharing that honor with USC's Clay Helton.
- Tech finished the 2016 season ranked No. 16 in both the AP Poll and the Coaches Poll, marking the highest final mark for the Hokies since 2010 (No. 16 AP, No. 15 Coaches).
- Virginia Tech, Penn State, Colorado, West Virginia and Western Michigan all finished in the AP Top 25 after getting zero votes in the AP Preseason Poll.
- Tech's 10 wins were the team's most since 2011 and the most ever by a first-year Virginia Tech head coach, surpassing the previous mark of nine wins by C.P. Miles in 1905.

- Fuente was named Virginia Tech's head coach on Nov. 29, 2015 after orchestrating a dramatic resurrection of the football fortunes at the University of Memphis.
- The Hokies are in their fourth season under Fuente, who has compiled a 32-18 record in Blacksburg.
- No other active ACC head coach can top Fuente's 25 wins in his first three seasons at an ACC school. The next-closest coach is Pitt's Pat Narduzzi (21).
- Since Fuente arrived in Blacksburg in 2016, the only ACC schools with more wins are Clemson (41) and Miami (26).
- Tech extended its streak of consecutive bowl appearances to 26 straight seasons in 2018 under Fuente, the longest active streak in the nation and third-longest streak all-time in NCAA history.
- The Hokies have won 15 consecutive Commonwealth Cup games over Virginia, giving Tech the longest active winning streak of any in-state FBS rivalry played annually.
- Tech's 15-game winning streak against Virginia ranks as the nation's third-longest active winning streak in a series pitting a pair of Power Five foes. Ohio State and Michigan both own 23 consecutive victories against Indiana.
- The Hokies have finished in the Top 25 twice in Fuente's three seasons at the helm in Blacksburg.
- Tech finished the 2016 season ranked No. 16 in both the AP Poll and the Coaches Poll and concluded the 2017 season at No. 24 in the AP Top 25 and No. 25 in the Coaches Poll.
- The Hokies own a 21-3 mark under Fuente when scoring 30+ points and are 26-1 when leading at halftime.
- Fuente's reputation for exemplary work with the offense and quarterbacks was once again on display in 2018. Despite utilizing a third different primary starting QB for a third straight season, the Hokies threw 29 TD passes, just two shy of the single-season school record of 31 set in his debut campaign in Blacksburg in 2016.
- The Hokies have produced the top three passing seasons in school history since Fuente and offensive coordinator Brad Cornelsen arrived at Tech - 2016 (261.4 ypg), 2018 (253.8 ypg) and 2017 (239.5 ypg).
- Despite not entering the starting lineup until the season's third contest in 2018, QB Ryan Willis threw 24 TDs, a mark that tied as the second-best in school history.



Bud Foster & The Lunch Pail Defense

• On August 1, defensive coordinator Bud Foster announced that his 33rd season at Virginia Tech and his 24th campaign as defensive coordinator would be his last. Following the season he will continue to work as an ambassador for Virginia Tech Athletics, similar to Frank Beamer.

• “Virginia Tech has been home for 33 years and I’m grateful to continue doing what I love for one more season,” Foster said. “I’ll always be indebted to Coach Beamer for bringing me to Blacksburg back in 1987. Coach Fuente has been phenomenal to work with and I can’t thank him enough for the way he has embraced our defensive philosophy and the many traditions of Virginia Tech football. It’s been a great ride and it’s not over yet. I’ve been blessed to work with so many outstanding individuals and have enjoyed the privilege of coaching some of the best players to ever wear a Hokies’ uniform.”





THE FOSTER FILE

Experience: 39th season/33rd at Virginia Tech
Hometown: Nokomis, Ill.
High School: Nokomis (1977)
College: Murray State (1981)
Playing Exp: Murray State (1977-80)

COACHING HISTORY

Year	School	Position
2016-19	Virginia Tech	Assoc. HC/DC/LBs
1996-15	Virginia Tech	Def. Coord./Inside LBs
1995	Virginia Tech	Co-Defensive Coordinator/ Inside Linebackers
1994	Virginia Tech	Inside Linebackers/ Special Teams
1993	Virginia Tech	Linebackers/Special Teams
1988-92	Virginia Tech	Outside Linebackers
1987	Virginia Tech	Inside Linebackers
1986	Murray State	Linebackers/Special Teams
1983-85	Murray State	Outside Linebackers
1981-82	Murray State	Graduate Assistant



SHUTOUTS DURING THE FOSTER ERA (35)

Date	Score	Opponent	Date	Score	Opponent
9/23/89	23-0	Temple	9/28/02	30-0	at Western Michigan
11/4/89	18-0	Vanderbilt	9/6/03	43-0	James Madison
10/7/95	14-0	at Navy	9/11/04	63-0	Western Michigan
10/28/95	27-0	at West Virginia	10/16/04	62-0	Florida A&M
10/12/96	38-0	Temple	9/10/05	45-0	at Duke
9/27/97	50-0	Arkansas State	9/17/05	45-0	Ohio
11/1/97	37-0	UAB	9/2/06	38-0	Northeastern
9/12/98	37-0	at Clemson	9/16/06	36-0	Duke
10/8/98	17-0	at Boston College	11/11/06	23-0	Kent State
10/24/98	41-0	at UAB	11/25/06	17-0	Virginia
9/4/99	47-0	James Madison	9/25/10	19-0	at Boston College
10/16/99	62-0	Syracuse	11/26/11	38-0	at Virginia
9/16/00	49-0	Rutgers	9/22/12	37-0	Bowling Green
9/8/01	31-0	Western Michigan	9/17/16	49-0	Boston College
9/22/01	50-0	at Rutgers	9/9/17	27-0	Delaware
10/6/01	35-0	at West Virginia	9/23/17	38-0	Old Dominion
11/10/01	35-0	at Temple	11/24/17	10-0	at Virginia
			11/16/19	45-0	at Georgia Tech

Virginia Tech's 28-10 win over Texas in the 1995 Sugar Bowl propelled the program to new heights. Foster, then co-defensive coordinator with Rod Sharpless, helped lead a defense that held the Longhorns to 226 yards of total offense.



Foster won the 2006 Broyles Award, given annually to the top assistant coach in the country, and was a finalist on three other occasions (1999, 2001, 2005).

HOKIES AMONG FBS DEFENSIVE LEADERS

1996 – PRESENT

Rank	Category	No.
1st	Sacks	889.0
1st	Sack Yards	-6067
2nd	Interceptions	400
1st	Third-Down Pct.	31.6
1st	Completion Pct.	50.8
1st	INT Pct.	4.3
T-2nd	INT Return TDs	48
3rd	Passer Rating	108.0
3rd	Takeaways	630
3rd	Scoring	18.2
3rd	TD/INT Ratio	0.82
4th	Total Defense	311.8 ypg
3rd	Pass Defense	190.3 ypg
7th	Rush Defense	121.4 ypg

LUNCH PAIL DEFENSE

BY THE NUMBERS UNDER FOSTER

- 101-1 when holding foes to 10 points or fewer since 1996
- 73 defensive TDs since 1996
- 51 different Hokies have scored defensive TDs
- 45 players selected in NFL Draft
- 43 games with three or more INTs
- 35 shutouts since 1987
- 11 players drafted in first or second rounds
- 3 players earned Super Bowl rings – LB Cornell Brown, S Pierson Prioleau, S Kam Chancellor
- 4 Pro Bowlers – S Kam Chancellor, CB Brandon Flowers, CB Kyle Fuller and CB DeAngelo Hall



LUNCH PAIL DEFENSE = TOUCHDOWNS

1987 - PRESENT

95 Total TDs scored by the defense

- 601 pass interceptions
last Caleb Farley (17 yards) at Georgia Tech (11/16/19)
- 32 fumble returns
last Divine Deable (98 yards) at Notre Dame (11/2/19)
- 2 fumble recoveries
last Carl Bradley (in End Zone) at Rutgers (8/30/97)
- 11 total safeties by the defense
last vs. East Carolina (9/24/16)

FBS SHUTOUT LEADERS

2000 – PRESENT

1. Alabama	27
2. Virginia Tech	23
3. Ohio State	16
4. TCU	15
LSU	15
6. Boise State	13
Oklahoma	13
Michigan	13
Penn State	13
10. Florida State	12
USC	12
Texas	12





The History of the Lunch Pail

- The famed Virginia Tech Lunch Pail has come to symbolize the blue-collar approach of the Hokies' defense under longtime defensive coordinate Bud Foster.
- In 1995, Foster served as co-defensive coordinator with Rod Sharpless, whose mother-in-law found the original Lunch Pail in Mercerville, New Jersey. The pail once belonged to a coal miner and after a record-setting defensive season, the Lunch Pail became an iconic part of Hokies' lore.
- The Pail travels wherever the Hokies go and its care is only entrusted to a defensive leader.
- Before the start of every season, a signed mission statement from the defense is placed in The Pail. Then every week, unit goals, team goals and keys to success are placed in The Pail, plus the turf from any road victories.
- Since 2007, The Pail has also contained the names of the 32 fallen Hokies taken in the April 16 tragedy.
- Darryl Tapp is the only player who has ever earned lifetime possession of an incarnation of The Pail from Foster.



NFL HOKIES MENTORED BY FOSTER

- Virginia Tech has had 45 defensive players selected in the NFL Draft during Bud Foster's tenure.
- 21 defensive backs have been taken in the Draft since 1997, including Foster's four Pro Bowlers: Kam Chancellor, Brandon Flowers, Kyle Fuller and DeAngelo Hall.
- Since 1996, when Foster became sole defensive coordinator, Tech has had 11 players drafted in the first and second rounds:



- S Torrian Gray – Minnesota (D2-19)
- DT John Engelberger – San Francisco (D2-04)
- CB Ike Charlton – Seattle (D2-21)
- CB DeAngelo Hall – Atlanta (D1-04)
- DB Jimmy Williams – Atlanta (D2-05)
- DE Darryl Tapp – Seattle (D2-31)
- DB Brandon Flowers – Kansas City (D2-04)
- DE Jason Worlds – Pittsburgh (D2-20)
- CB Kyle Fuller – Chicago (D1-14)
- LB Tremaine Edmunds – Buffalo (D1-16)
- S Terrell Edmunds – Pittsburgh (D1-28)



BUD & CHARLEY BACK FOR ONE MORE SEASON

▪ Virginia Tech's Bud Foster and defensive line coach Charley Wiles are two of the longest tenured active FBS assistants that have served in consecutive years at the same institution.


LONGEST TENURED FBS ASSISTANTS

1. *Bud Foster (1987), Virginia Tech
2. Odell Haggins (1994), Florida State
3. Charley Wiles (1996), Virginia Tech
 - Andy Hill (1996), Missouri
 - Dale Pehrson (1996), Navy



* *BeamerBall By The Numbers*

- Even though the namesake is no longer the big whistle in Blacksburg, Virginia Tech's BeamerBall philosophy has not waned under fourth-year head coach Justin Fuente.
- There have been 150 non-offensive touchdowns and 145 blocked kicks by Virginia Tech since Frank Beamer's first season as head coach in 1987.
- Under Fuente, the Hokies have scored 10 non-offensive touchdowns – three punt return touchdowns, two fumble return touchdowns, two interception return touchdowns, two blocked punt return touchdowns and one blocked field goal return touchdown.
- The Hokies have blocked more kicks over the last three seasons under Fuente (12) than the previous five seasons combined (9).



THE 25 JERSEY

- Head coach Justin Fuente and the Hokies pay homage to Frank Beamer and Virginia Tech's legacy of excellence on special teams by selecting a special teams player of the week who will wear No. 25.
- With Coach Beamer's blessing, his retired No. 25 was worn by a player who exemplified the role special teams played during Virginia Tech's rise to national prominence.

2019 NO. 25 GAME BY GAME

Opponent	Honoree
at Boston College	Tyree Rodgers
Old Dominion	Divine Deablo
Furman	Dylan Rivers
Duke	Oscar Bradburn
at Miami	Jarrod Hewitt
Rhode Island	Devon Hunter
North Carolina	Rayshard Ashby
at Notre Dame	Armani Chatman
Wake Forest	Divine Deablo
at Georgia Tech	Khalil Ladler
Pitt	
Virginia	

* Noun

1. The foundational coaching philosophy of legendary Virginia Tech head coach Frank Beamer; the belief that scoring points is a team effort that can be done in all three phases of the game – offense, defense and special teams.

NON-OFFENSIVE TOUCHDOWNS SINCE 1987

- 1987:** Jon Jeffries, 92-yd. kickoff return vs. Clemson; Don Stokes, recovered blocked punt in end zone vs. Syracuse; Randy Cockrell, 90-yd. interception return vs. Navy.
- 1988:** Don Stokes, recovered blocked punt in end zone vs. Southern Miss; Jock Jones, recovered blocked punt in end zone vs. West Virginia; Roger Brown, 55-yd. interception return vs. South Carolina; Leslie Bailey, 19-yd. interception return vs. South Carolina.
- 1989:** Marcus Mickel, 90-yd. kickoff return vs. Clemson; Jock Jones, 55-yd. interception return vs. Tulane; Roger Brown, 55-yd. interception return vs. North Carolina State.
- 1990:** The '90 season marked the first and only season to date during Beamer's tenure that Tech failed to score at least one TD on either defense or special teams.
- 1991:** P.J. Preston, recovered fumble in end zone vs. Oklahoma; Ken Landrum, 18-yd. blocked punt return vs. Cincinnati; Kirk Alexander, 95-yd. interception return vs. Cincinnati.
- 1992:** Tyrone Drakeford, 40-yd. interception return vs. East Carolina; Tony Kennedy, 91-yd. kickoff return vs. Louisville; Ken Brown, 18-yd. interception return vs. Rutgers.
- 1993:** William Ferrell, 7-yd. blocked punt return vs. Rutgers; DeWayne Knight, 23-yd. fumble return vs. Syracuse; Jeff Holland, 8-yd. fumble return vs. Virginia; Lawrence Lewis, 20-yd. fumble return vs. Indiana; Antonio Banks, 80-yd. blocked field goal return vs. Indiana.
- 1994:** Torrian Gray, 66-yd. interception return vs. Boston College; Stacy Henley, 25-yd. blocked punt return vs. Temple; Lawrence Lewis, 60-yd. fumble return vs. East Carolina; Antonio Freeman, 80-yd. punt return vs. Pittsburgh.
- 1995:** Jermaine Holmes, recovered blocked punt in end zone vs. Akron; Hank Coleman, 51-yd. fumble return vs. Rutgers; Myron Newsome, 71-yd. interception return vs. Rutgers; Larry Green, 37-yd. interception return vs. West Virginia; Jim Baron, 46-yd. fumble return vs. Temple; J.C. Price, 19-yd. interception return vs. Temple; Antonio Banks, 65-yd. interception return vs. Virginia; Bryan Still, 60-yd. punt return vs. Texas; Jim Baron, 20-yd. fumble return vs. Texas.
- 1996:** Cornelius White, 60-yd. blocked punt return vs. Syracuse; Keion Carpenter, 100-yd. interception return vs. Miami.
- 1997:** Carl Bradley, recovered fumble in end zone vs. Rutgers; Pierson Prioleau, 43-yd. fumble return vs. Rutgers; Lorenzo Ferguson, 84-yd. interception return vs. Arkansas St.; Anthony Midget, 22-yd. fumble return vs. Pittsburgh.
- 1998:** Keion Carpenter, 16-yd. interception return vs. Pittsburgh; Pierson Prioleau, 85-yd. interception return vs. Boston College; Marcus Gildersleeve, recovered blocked punt in end zone vs. UAB; Ricky Hall, 17-yd. blocked punt return vs. West Virginia; Ricky Hall, recovered blocked punt in end zone vs. Syracuse; Loren Johnson, 78-yd. fumble return vs. Syracuse; Ike Charlton, 26-yd. interception return vs. Rutgers; Jamel Smith, 98-yd. interception return vs. Rutgers; Anthony Midget, 27-yd. interception return vs. Alabama.
- 1999:** Ike Charlton, 34-yd. interception return vs. Clemson; Corey Moore, 32-yd. fumble return vs. Clemson; Cory Bird, 26-yd. fumble return vs. Syracuse; Phillip Summers, 43-yd. interception return vs. Syracuse; Tee Butler, recovered fumble by punter in end zone vs. Syracuse; Ricky Hall, 64-yd. punt return vs. Miami; Ike Charlton, 51-yd. fumble return vs. Miami; Larry Austin, 31-yd. interception return vs. Temple.
- 2000:** Willie Pile, 11-yd. interception return vs. Akron; Cory Bird, 9-yd. blocked punt return vs. East Carolina; André Davis, 87-yd. punt return vs. East Carolina; André Davis, 71-yd. punt return vs. Boston College; André Davis, 76-yd. punt return vs. WVU; Nathaniel Adibi, 36-yd. fumble return vs. UCF.
- 2001:** Channing Reed, 8-yd. fumble return vs. Rutgers; Kevin McCadam, 69-yd. interception return vs. UCF; André Davis, 55-yd. punt return vs. UCF; Jim Davis (de), 27 yd. interception return vs. West Virginia; Kevin McCadam, 9-yd. fumble return vs. Boston College; Ronyell Whitaker, 71-yd. blocked field goal return vs. Pittsburgh; Brandon Manning, 22-yd. blocked punt return vs. Miami.
- 2002:** DeAngelo Hall, 69-yd. punt return vs. Arkansas State; DeAngelo Hall, 49-yd. interception return vs. Arkansas State; Jason Lallis, 59-yd. fumble return vs. Arkansas State; Alex Markogiannakis, 25-yd. fumble return vs. Western Michigan; DeAngelo Hall, 51-yd. punt return vs. Rutgers; Darryl Tapp, 11-yd. blocked punt return vs. Virginia; Willie Pile, 96-yd. interception return vs. Miami.
- 2003:** Jason Lallis, 45-yd. interception return vs. UCF; Eric Green, 84-yd. interception return vs. UConn; Mike Imoh, 91-yd. kickoff return vs. UConn; Chris Clifton, 16-yd. blocked punt return vs. UConn; Jimmy Williams, 55-yd. interception return vs. Rutgers; DeAngelo Hall, 58-yd. punt return vs. Syracuse; DeAngelo Hall, 60-yd. punt return vs. Syracuse; Vincent Fuller, 50-yd. fumble return vs. WVU; DeAngelo Hall, 28-yd. fumble return vs. Miami; Eric Green, 51-yd. interception return vs. Miami; DeAngelo Hall, 52-yd. punt return vs. Cal.
- 2004:** Jason Lallis, 28-yd. fumble return vs. Western Michigan; Brandon Flowers, 38-yd. interception return vs. Western Michigan; Vincent Fuller, 74-yd. blocked field goal return vs. West Virginia; Bl. Warren, 46-yd. interception return vs. Florida A&M; Roland Minor, 64-yd. interception return vs. Georgia Tech; Jimmy Williams, 34-yd. interception return vs. Maryland.
- 2005:** Roland Minor, 23-yd. interception return vs. Duke; D.J. Parker, 78-yd. blocked field goal return vs. Georgia Tech; Xavier Adibi, 25-yd. interception return vs. Georgia Tech; Chris Ellis, 29-yd. interception return vs. Georgia Tech; Vince Hall, 15-yd. fumble return vs. Marshall; Vince Hall, 13-yd. interception return vs. Boston College; James Anderson, 39-yd. interception return vs. Louisville.
- 2006:** Brenden Hill, 69-yd. interception return vs. North Carolina; Eddie Royal, 58-yd. punt return vs. Duke; Victor "Macho" Harris, 72-yd. interception return vs. Cincinnati;

Noland Burchette, 15-yd. fumble return vs. Kent State; Xavier Adibi, 35-yd. fumble return vs. Wake Forest.

2007: Victor "Macho" Harris, 17-yd. interception return vs. East Carolina; Brandon Flowers, 49-yd. interception return vs. William & Mary; Eddie Royal, 60-yd. punt return vs. William & Mary; D.J. Parker, 32-yd. interception return vs. Clemson; Eddie Royal, 82-yd. punt return vs. Clemson; Victor "Macho" Harris, 100-yd. kickoff return vs. Clemson; Chris Ellis, 5-yd. interception return vs. Florida State; Xavier Adibi, 40-yd. interception return vs. Boston College; Justin Harper, 84-yd. punt return vs. Kansas.

2008: Stephan Virgil, 30-yd. fumble return vs. East Carolina; Brett Warren, 36-yd. interception return vs. Boston College; Victor "Macho" Harris, 55-yd. interception return vs. Boston College; Victor "Macho" Harris, 23-yd. interception return vs. Duke; Orion Martin, 17-yd. fumble return vs. Boston College.

2009: Dyrell Roberts, 98-yd. kickoff return vs. Alabama; Jayron Hosley, 64-yd. punt return vs. Marshall; Matt Reidy, 1-yd. blocked punt return vs. Miami; Rashad Carmichael 22-yd. interception return vs. Boston College.

2010: Rashad Carmichael, 68-yd. interception return vs. East Carolina; David Wilson, 92-yd. kickoff return vs. NC State; Jayron Hosley, 80-yd. punt return vs. Central Michigan; David Wilson, 90-yd. kickoff return vs. Georgia Tech; Jeron Gouveia-Winslow, 24-yd. interception return vs. Florida State.

2011: Kyle Fuller, recovered blocked punt in end zone vs. Appalachian State.

2012: Kyshoen Jarrett, 94-yd. punt return vs. Pittsburgh; Demitri Knowles, 93-yd. kickoff return vs. North Carolina.

2013: Detrick Bonner, 37-yd. interception return vs. Western Carolina; Derek Di Nardo 11-yd. blocked punt return vs. Marshall.

2014: Donovan Riley, 63-yd. interception return vs. Ohio State; Andrew Motuapuaka 11-yd. fumble return on kickoff vs. Western Michigan; Kendall Fuller, 47-yd. interception return vs. North Carolina; Bucky Hodges recovered blocked punt in end zone vs. Virginia; Greg Stroman, 12-yd. fumble return vs. Cincinnati.

2015: Andrew Motuapuaka 18-yd. interception return vs. Furman; Chuck Clark 20-yd. fumble return vs. Purdue; Anthony Shegog 15-yd blocked punt return vs. Purdue; Andrew Motuapuaka 34-yd. fumble return vs. Boston College.

2016: Johnathan Galante and Terrell Edmunds, special teams safety vs. Liberty; Ken Ekanem and Tremaine Edmunds, defensive safety vs. East Carolina; Greg Stroman 87-yd. punt return vs. East Carolina; Adonis Alexander 75-yd. blocked FG return at Duke; Andrew Motuapuaka 70-yd. fumble return vs. Virginia.

2017: Greg Stroman 61-yd. punt return vs. Delaware; Ricky Walker 12-yd. fumble return vs. North Carolina; Reggie Floyd 69-yd. interception return vs. North Carolina, Greg Stroman 91-yd. punt return vs. North Carolina; Greg Stroman 24-yd. INT return at Georgia Tech.

2018: Eric Kumah 3-yd. blocked punt return at Florida State; Jovonn Quillen 0-yd. blocked punt return vs. Virginia.

2019: Caleb Farley 17-yd interception return at Georgia Tech.

BLOCKED KICKS SINCE 1987

1987 (1 punt, 1 PAT, 1 FG)

Syracuse – punt* (Jimmy Whitten) L
East Carolina – PAT (na) L
Cincinnati – FG (Roger Brown) W

1988 (4 punts, 3 FGs)

at Clemson – punt (Jock Jones) L
at Southern Miss – punt* (Archie Hopkins) L
West Virginia – punt* (Archie Hopkins) L
at Cincinnati – punt+ (Jock Jones) W
at Louisville – FG (Jimmy Whitten) L
at Florida State – FG (Roger Brown);
FG+ (Roger Brown) L

1989 (1 punt, 1 FG)

Tulane – punt+ (Archie Hopkins) W
at NC State – FG (Jock Jones) W

1990 (2 punts, 4 PATs, 1 FG)

at East Carolina – PAT (John Rivers) W
South Carolina – PAT (John Rivers) L
at Florida State – punt+ (Scott Jones) L
West Virginia – FG+ (Bernard Basham) W
at Temple – punt (Archie Hopkins) L
NC State – PAT (Bernard Basham) W
Virginia – PAT (Bernard Basham) W

1991 (3 punts, 3 FGs)

James Madison – FG (Bernard Basham) W
at Oklahoma – FG (Bernard Basham) L
Cincinnati – punt+ (P.J. Preston);
punt* (Kirk Alexander) W
Louisville – FG (John Rivers) W
East Carolina – punt (Marcus McClung) L

1992 (5 PATs, 1 FG)

James Madison – PAT (John Rivers);
FG+ (Kirk Alexander) W
at East Carolina – PAT (Bernard Basham) L
West Virginia – PAT (David Wimmer) L
Miami – PAT (Bernard Basham) L
Virginia – PAT (David Wimmer) L

1993 (4 punts, 2 FGs)

at Miami – punt@ (Willie Wilkins) L
Maryland – FG (George DelRocco) W
Rutgers – punt* (Marcus McClung) W
Syracuse – punt+ (William Ferrell) W
at Virginia – punt# (Brandon Semones) W
vs. Indiana – FG* (Jeff Holland) W

1994 (2 punts, 2 FGs)

Arkansas St. – FG (Cornell Brown) W
Temple – punt* (William Ferrell) W
at Miami – punt# (Michael Williams) L
Rutgers – FG (Michael Williams) W

1995 (4 punts, 3 PATs, 1 FG)

BC – PAT (Waverly Jackson) L
Cincinnati – FG (Jim Baron);
PAT (Lawrence Lewis) L
Miami – punt# (Angelo Harrison) W
at Pittsburgh – punt+ (Angelo Harrison);
punt# (Angelo Harrison) W
Akron – punt* (Okesa Smith);
PAT (Lawrence Lewis) W

1996 (5 punts, 1 PAT)

at Akron – PAT (John Engelberger) W
at BC – punt+ (Keion Carpenter) W
at Syracuse – punt* (Cornelius White) L
Temple – punt (Keion Carpenter) W
SW Louisiana – punt (Michael Stuewe);
punt+ (Keion Carpenter) W

1997 (2 punts, 3 PATs, 2 FGs)

Arkansas St. – FG+ (Carl Bradley) W
at WVU – punt# (Phillip Summers) L
Miami – PAT (Carl Bradley) W
at Pittsburgh – PAT (Corey Moore);
PAT (John Engelberger) L
at Virginia – punt (Keion Carpenter);
FG (John Engelberger) L

1998 (8 punts, 2 PATs, 2 FGs)

East Carolina – FG+ (Corey Moore) W
at Miami – PAT (John Engelberger) W
Pittsburgh – FG (Corey Moore);
punt# (Larry Austin) W
at Boston College – punt (Keion Carpenter);
punt+ (André Davis) W
at UAB – punt* (Larry Austin) W
WVU – punt* (Marcus Gildersleeve);
PAT (John Engelberger) W
at Syracuse – punt* (Anthony Midgett) L
vs. Alabama – punt (Keion Carpenter);
punt+ (Corey Moore) W

1999 (1 punt, 1 PAT)

at Rutgers – PAT^ (Carl Bradley) W
at Pittsburgh – punt+ (André Davis) W

2000 (4 punts, 2 FGs, 2 PATs)

Akron – FG+ (Cory Bird) W
at East Carolina – punt* (Wayne Ward);
FG (Larry Austin) W
Rutgers – punt+ (Eric Green) W
Temple – punt+ (Wayne Ward) W
West Virginia – punt (Lee Suggs)
PAT (Lamar Cobb) W
Pittsburgh – PAT (David Pugh) W

2001 (5 punts, 2 FGs)

W. Michigan – punt+ (Wayne Ward) W
at Rutgers – punt@ (Eric Green) W
UCF – punt@ (Brandon Manning) W
at Pittsburgh – FG* (Lamar Cobb) L
at Virginia – punt (Wayne Ward) W
Miami – FG# (David Pugh);
punt* (Eric Green) L

2002 (5 punts, 2 FGs)

LSU – punt+ (Justin Hamilton);
punt@ (Jason Lallis) W
Marshall – FG+ (Team) W
at Western Michigan – FG (Jeff King) W
Pittsburgh – punt+ (Nathaniel Adibi) L
West Virginia – punt# (Ernest Wilford) L
Virginia – punt* (Justin Hamilton) W

2003 (1 punt, 3 FGs)

UConn – punt* (Nathaniel Adibi) W
at Rutgers – FG (Jeff King) W
Syracuse – FG (Vincent Fuller) W
Miami – FG (Eric Green) W

2004 (1 punt, 3 FGs)

W. Michigan – FG+ (Jim Davis);
punt+ (Darryl Tapp) W
West Virginia – FG* (Jim Davis) W
Virginia – FG (Jim Davis) W

2005 (2 FGs, 1 punt)

Georgia Tech – FG* (Jeff King) W
North Carolina – FG+ (Darryl Tapp);
punt+ (Macho Harris) W

2006 (3 punts, 2 FGs)

Northeastern – punt+ (Cary Wade);
FG (Kory Robertson) W
at North Carolina – punt+ (Josh Morgan) W
Cincinnati – punt@ (Josh Morgan) W
at Miami – FG (Duane Brown) W

2007 (2 punts, 1 FG, 1 PAT)

at Duke – punt+ (Stephan Virgil) W
at Virginia – punt# (Damon Morgan) W
vs. Boston College (ACC) – FG (Duane Brown)
PAT^ (Duane Brown) W

2008 (2 PAT, 2 FGs, 1 punt)

vs. East Carolina – PAT^ (John Graves) L
Furman – FG (John Graves) W
Georgia Tech – PAT (John Graves) W
at Nebraska – punt@ (Stephan Virgil) W
at BC – FG# (Jason Worlds) L

2009 (1 punt)

Miami – punt* (Jacob Sykes) W

2010 (2 PAT, 1 punt)

vs. Boise State – punt (Damon Morgan)
PAT (Andre Smith) L
vs. Stanford – PAT (Andre Smith) L

2011 (1 punt)

Appalachian State – punt* (Tony Gregory) W

2012 (1 punt)

Austin Peay – punt+ (Tony Gregory) W

2013 (1 punt, 1 FG)

Marshall – punt+ (Kyle Fuller)
FG (Derrick Hopkins) W

2014 (1 FG, 1 PAT, 1 punt)

at Pitt – FG+ (Dadi Nicolas) L
Miami – PAT (Dadi Nicolas) L
Virginia – punt* (C.J. Reavis) W

2015 (1 FG, 1 punt)

at Purdue – punt* (Terrell Edmunds) W
Pitt – FG (Vinny Mihota) L

2016 (2 FG, 2 punts)

ECU – FG+ (Tim Settle)
punt+ (Cam Phillips) W
at Syracuse – FG (Vinny Mihota) L
at Duke – punt* (Greg Stroman) W

2017 (1 FG, 5 punts)

at ECU – FG+ (Tim Settle) W
at Boston College – punt# (Khalil Ladler) W
UNC – punt# (Deon Newsome) W
Pitt – punt (Anthony Shegog) W
Pitt – punt (Jovonn Quillen) W
at Virginia – punt# (Jovonn Quillen) W

2018 (2 punts)

at FSU – punt* (Chris Cunningham) W
vs. UVA – punt* (Tré Turner) W

2019 (1 FG)

vs. UNC – FG (Luke Tenuta) W

* - recovered or returned for TD;
+ - led to TD;
@ - led to safety;
- led to field goal;
^ - led to a two-point defensive extra point

NON-OFFENSIVE TD LEADERS

1. DeAngelo Hall 7 (5 PR/1 FR/1 IR)
2. Greg Stroman 6 (4 PR/1 FR/1 INT)
3. Macho Harris 5 (4 IR/1 KOR)
4. Andrew Motuapuaka . . 4 (1 IR/3 FR)
André Davis. 4 (4 PR)
6. Xavier Adibi. 3 (2 IR/1 FR)
Ike Charlton. 3 (2 IR/1 FR)
Ricky Hall . . . 3 (1 PR/1 BPR/1 RBP)
Jason Lallis 3 (2 FR/1 IR)
Eddie Royal 3 (3 PR)

BLOCKED KICK LEADERS

1. Bernard Basham. . . . 7 (3 FG/4 PAT)
2. Keion Carpenter. 6 (6 Punts)
3. John Engelberger . . . 5 (1 FG/4 PAT)
4. Eric Green. 4 (3 Punts/1 FG)
Archie Hopkins 4 (4 punts)
Corey Moore. 4 (2 FG, PAT, punt)
John Rivers 4 (3 PAT, FG)
Wayne Ward 4 (4 punts)

SPECIAL TEAMS SCORES

▪ 1987 - PRESENT

61 Total TDs scored by special teams

- **23 punt returns**
last Greg Stroman (91 yds)
vs. North Carolina (10/21/17)
- **22 blocked punts**
last Jovonn Quillen (0 yds)
vs. Virginia (11/23/18)
- **9 kickoff returns**
last Demitri Knowles (93 yds)
at North Carolina (10/6/12)
- **5 blocked field goals**
last Adonis Alexander (75 yds)
at Duke (11/5/16)
- **1 fumble recovery**
last Tee Butler (in End Zone)
vs. Syracuse (10/16/99)
- **1 fumble return**
last Andrew Motuapuaka (on KO)
vs. Western Michigan (9/27/14)
- **11 total safeties on special teams**
last vs. Liberty (9/3/16)

UNOFFICIAL DEPTH CHART (AS OF 11/18/19)



OFFENSE

Pos.	No.	Player	Yr., Ht., Wt., Hometown
WR	14	DAMON HAZELTON	r-Jr., 6-2, 215, Baltimore, Md.
			8 Phil Patterson r-Jr., 6-2, 195, Virginia Beach, Va.
LT	77	CHRISTIAN DARRISAW	So., 6-5, 311, Upper Marlboro, Md.
			71 T.J. Jackson r-Jr., 6-6, 359, Cumberland, Va.
LG	54	LECITUS SMITH	r-So., 6-3, 316, Fitzgerald, Ga.
			57 John Harris r-Fr., 6-3, 303, Hoschton, Ga.
C	61	BRYAN HUDSON	Fr., 6-4, 315, Georgetown, Ky.
			75 Zachariah Hoyt r-Jr., 6-5, 305, Salem, Va.
RG	74	DOUG NESTER	Fr., 6-6, 315, Huntington, W.V.
			52 Austin Cannon r-Jr., 6-2, 323, Mechanicsville, Va.
RT	60	SILAS DZANSI	r-So., 6-5, 325, Woodbridge, Va.
			95 Luke Tenuta r-Fr., 6-7, 315, Crozet, Va.
TE	29	DALTON KEENE	Jr., 6-4, 251, Littleton, Colo.
OR	82	JAMES MITCHELL	So., 6-3, 252, Big Stone Gap, Va.
QB	2	HENDON HOOKER	r-So., 6-4, 228, Greensboro, N.C.
			4 Quincy Patterson r-Fr., 6-4, 245, Chicago, Ill.
			5 Ryan Willis r-Sr., 6-4, 220, Overland Park, Kan.
RB	33	DESHAWN McCLEAVE	r-Jr., 5-9, 190, Chesapeake, Va.
			35 Keshawn King Fr., 5-11, 182, Orange Park, Fla.
WR	6	HEZEKIAH GRIMSLEY	Jr., 6-0, 185, Williamsburg, Va.
			83 Tayvion Robinson Fr., 5-10, 186, Virginia Beach, Va.
WR	11	TRÉ TURNER	So., 6-2, 190, Greensboro, N.C.
			80 Kaleb Smith r-Fr., 6-2, 207, Bumpass, Va.

DEFENSE

Pos.	No.	Player	Yr., Ht., Wt., Hometown
LDE	45	TYJUAN GARBUTT	r-So., 6-1, 238, Fredericksburg, Va.
			46 Eli Adams r-Fr., 5-11, 240, Rock Hill, S.C.
DT	36	DASHAWN CRAWFORD	Jr., 6-0, 290, Bay Springs, Miss.
			96 Norell Pollard Fr., 6-0, 265, Apopka, Fla.
NT	5	JARROD HEWITT	r-Jr., 6-1, 288, Venice, Fla.
			93 Mario Kendricks Fr., 6-0, 293, Kissimmee, Fla.
RDE	8	EMMANUEL BELMAR	r-Jr., 6-2, 245, Suwanee, Ga.
			41 Jaylen Griffin r-So., 6-1, 260, Rome, Ga.
MLB	23	RAYSHARD ASHBY	Jr., 5-10, 237, Chesterfield, Va.
			4 Dax Hollifield So., 6-1, 232, Shelby, N.C.
OR	44	Dylan Rivers	Jr., 6-1, 237, Sherando, Va.
			4 DAX HOLLIFIELD So., 6-1, 232, Shelby, N.C.
OR	34	ALAN TISDALE	r-Fr., 6-3, 220, Greensboro, N.C.
			17 DIVINE DEABLO r-Jr., 6-3, 223, Winston-Salem, N.C.
FS	18	Tyree Rodgers	r-Jr., 6-1, 180, Camden, N.J.
			1 REGGIE FLOYD Sr., 6-0, 222, Manassas, Va.
ROVER	7	Devon Hunter	r-So., 6-0, 227, Chesapeake, Va.
			22 CHAMARRI CONNER So., 6-0, 211, Jacksonville, Fla.
NICKEL	9	Khalil Ladler	r-Jr., 5-11, 190, Stone Mountain, Ga.
			28 JERMAINE WALLER So., 6-1, 180, Washington, D.C.
LCB	27	Armani Chatman	r-Fr., 5-11, 195, Virginia Beach, Va.
			26 Jovonn Quillen Sr., 6-0, 188, Hampton, Va.
RCB	3	CALEB FARLEY	r-So., 6-2, 207, Hickory, N.C.
	27	Armani Chatman	r-Fr., 5-11, 195, Virginia Beach, Va.

SPECIALISTS

Pos.	No.	Player	Yr., Ht., Wt., Hometown
K	93	BRIAN JOHNSON	r-Jr., 6-1, 191, Washington, D.C.
			96 John Parker Romo Jr., 5-11, 170, Peachtree, Ga.
P	91	OSCAR BRADBURN	Jr., 6-1, 221, Sydney, Australia
			96 John Parker Romo Jr., 5-11, 170, Peachtree, Ga.
KO	96	JOHN PARKER ROMO	Jr., 5-11, 170, Peachtree, Ga.
			93 Brian Johnson r-Jr., 6-1, 191, Washington, D.C.
H	91	OSCAR BRADBURN	Jr., 6-1, 221, Sydney, Australia
LS	97	OSCAR SHADLEY	So., 6-0, 246, Naples, Fla.
	64	Sam DeLuke	r-Fr., 5-10, 223, Wake Forest, N.C.
KR	24	TERIUS WHEATLEY	r-Fr., 6-0, 197, Ann Arbor, Mich.
			33 Deshawn McCleave r-Jr., 5-9, 190, Chesapeake, Va.
	35	Keshawn King	Fr., 5-11, 182, Orange Park, Fla.
PR	83	TAYVION ROBINSON	Fr., 5-10, 186, Virginia Beach, Va.
	6	Hezekiah Grimsley	Jr., 6-0, 185, Williamsburg, Va.

2019 VIRGINIA TECH ROSTERS

ALPHABETICAL

NUMERICAL

No.	Name	Pos.	No.	Name	vl	Pos.	Ht.	Wt.	Cl.	Hometown	High School/Last School
46	Eli Adams	DL	1	Reggie Floyd	3	DB	6' 0"	222	Sr.	Manassas, Va.	Stonewall Jackson
92	Mark Applegate	K	2	Hendon Hooker	-	QB	6' 4"	228	r-So.	Greensboro, N.C.	Dudley
15	Keshon Artis	LB	2	Jeremy Webb	-	DB	6' 4"	205	r-Jr.	East Mims Fla.	Stevenson/ASA College
23	Rayshard Ashby	LB	3	Braxton Burmeister	-	QB	6' 1"	210	R-So.	La Jolla, Calif.	La Jolla Country Day/Oregon
97	Keondré Banks	WR	3	Caleb Farley	1	DB	6' 2"	207	r-So.	Maiden, N.C.	Maiden
38	Amaré Barno	LB	4	Dax Hollifield	1	LB	6' 1"	232	So.	Shelby, N.C.	Shelby
43	Cole Beck	RB	4	Quincy Patterson II	-	QB	6' 4"	245	r-Fr.	Chicago, Ill.	Solorio Academy
90	Jaevon Becton	DL	5	Jarrold Hewitt	2	DL	6' 1"	288	r-Jr.	Venice, Fla.	Venice
46	Malik Bell	RB	5	Ryan Willis	1	QB	6' 4"	220	r-Sr.	Overland Park, Kan.	Bishop Miege
8	Emmanuel Belmar	DL	6	Hezekiah Grimsley	2	WR	6' 0"	185	Jr.	Williamsburg, Va.	Lafayette
42	Cole Blaker	TE	6	Trevor Jackson	-	QB	6' 3"	187	Fr.	Leesburg, Va.	Riverside
88	Elijah Bowick	WR	7	Devon Hunter	1	DB	6' 0"	227	r-So.	Chesapeake, Va.	Indian River
34	Tink Boyd	WR	8	Emmanuel Belmar	2	DL	6' 2"	245	r-Jr.	Suwanee, Ga.	Collins Hill
91	Oscar Bradburn	P	8	Phil Patterson	2	WR	6' 2"	195	r-Jr.	Virginia Beach, Va.	Bayside
90	Sam Brooks	TE	9	Khalil Ladler	2	DB	5' 11"	190	r-Jr.	Stone Mountain, Ga.	IMG Academy
53	Aiden Brown	DL	9	Luke Busse	-	QB	6' 1"	210	Fr.	Chesapeake, Va.	Greenbrier Christian/Fork Union
3	Braxton Burmeister	QB	11	Tré Turner	1	WR	6' 2"	190	So.	Greensboro, N.C.	Northwest Guilford
9	Luke Busse	QB	12	Knox Kadum	-	QB	6' 3"	185	Fr.	Rome, Ga.	Rome
52	Austin Cannon	OL	12	Nadir Thompson	-	DB	5' 10"	188	r-Fr.	Rocky Mount, N.C.	Southern Nash
27	Armani Chatman	DB	13	Zion Debose	1	DL	6' 1"	246	r-So.	Salisbury, N.C.	North Rowan
22	Chamarri Conner	DB	13	Jalen Holston	2	RB	5' 11"	218	Jr.	Stockbridge, Ga.	Stockbridge
36	DaShawn Crawford	DL	14	Damon Hazelton	1	WR	6' 2"	215	r-Jr.	Baltimore, Md.	Franklin/Ball State
58	Walker Culver	OL	15	Keshon Artis	1	LB	6' 0"	233	So.	Chesapeake, Va.	Oscar Smith
92	Jaden Cunningham	DL	16	Darryle Simmons	-	WR	6' 2"	212	r-Fr.	Philadelphia, Pa.	St. Joe's Prep
77	Christian Darrisaw	OL	17	Divine Deablo	3	DB	6' 3"	223	r-Jr.	Winston-Salem, N.C.	Mount Tabor
17	Divine Deablo	DB	18	Tyree Rodgers	2	DB	6' 1"	180	r-Jr.	Camden, N.J.	Camden Catholic
13	Zion Debose	DL	19	J.R. Walker	-	DB	6' 0"	207	Fr.	Clayton, N.C.	Clayton
89	Drake Deluliis	TE	20	Ny'Quee Hawkins	-	DB	6' 0"	195	Fr.	Orange, N.J.	Orange
64	Sam DeLuke	LS	22	Chamarri Conner	1	DB	6' 0"	211	So.	Jacksonville, Fla.	Trinity Christian Academy
94	Conner Dusenbury	WR	23	Rayshard Ashby	1	LB	5' 10"	237	Jr.	Chesterfield, Va.	L.C. Bird
60	Silas Dzansi	OL	24	Terius Wheatley	1	RB	6' 0"	190	r-So.	Ann Arbor, Mich.	Pioneer/Fork Union
41	Ty Eller	TE	26	Jovonn Quillen	3	DB	6' 0"	188	Sr.	Hampton, Va.	Hampton
44	J'Wan Evans	RB	27	Armani Chatman	-	DB	5' 11"	195	r-Fr.	Virginia Beach, Va.	Bishop Sullivan Catholic
3	Caleb Farley	DB	28	Jermaine Waller	1	DB	6' 1"	180	So.	Washington, D.C.	Avalon School
47	Dean Ferguson	LB	29	Dalton Keene	2	TE	6' 4"	251	Jr.	Littleton, Colo.	Chatfield
1	Reggie Floyd	DB	29	Ishmiel Seisay	1	DB	5' 9"	198	r-Sr.	Springfield, Va.	St. Stephen's & St. Agnes
58	Josh Fuga	DL	30	Tyler Matheny	-	DB	6' 1"	202	r-Fr.	Fairfax, Va.	Lake Braddock
86	Nick Gallo	TE	30	Caleb Steward	-	RB	5' 11"	210	r-Fr.	Jacksonville, Fla.	Ed White
45	TyJuan Garbutt	DL	31	Nasir Peoples	-	DB	6' 0"	195	r-Fr.	Abington, Pa.	Archbishop Wood
39	Tahj Gary	RB	32	Hunter Green	-	DB	6' 1"	190	r-Fr.	Knoxville, Tenn.	Webb School
32	Hunter Green	DB	33	Deshawn McCleave	2	RB	5' 9"	190	r-Jr.	Chesapeake, Va.	Oscar Smith
41	Jaylen Griffin	DL	34	Tink Boyd	-	WR	5' 10"	180	r-Fr.	Chesterfield, Va.	Trinity
48	Daniel Griffith	LB	34	Alan Tisdale	-	LB	6' 3"	220	r-Fr.	Greensboro, N.C.	Page
6	Hezekiah Grimsley	WR	35	Matt Johnson	-	LB	6' 0"	210	Fr.	Glen Allen, Va.	Deep Run
72	Jesse Hanson	OL	35	Keshawn King	-	RB	5' 11"	182	Fr.	Orange Park, Fla.	Oakleaf
57	John Harris	OL	36	DaShawn Crawford	-	DL	6' 0"	290	Jr.	Bay Springs, Miss.	Bay Springs/Jones County JC
20	Ny'Quee Hawkins	DB	37	Brion Murray	-	DB	5' 10"	190	So.	Milford, Del.	Milford/Coffeyville CC
14	Damon Hazelton	WR	37	Carter Rivenburg	-	RB	6' 0"	200	Fr.	Swoope, Va.	Buffalo Gap
5	Jarrold Hewitt	DL	38	Amaré Barno	-	LB	6' 6"	235	Jr.	Blythwood, S.C.	Westwood/Butler CC
76	Brock Hoffman	OL	38	Nashun Overton	-	RB	5' 6"	157	Fr.	Suffolk, Va.	Indian River/St. Andrew's University
4	Dax Hollifield	LB	39	Tahj Gary	-	RB	5' 8"	221	Fr.	Atlanta, Ga.	Woodward Academy
13	Jalen Holston	RB	40	Ben Skinner	-	LB	6' 1"	215	Fr.	Spotsylvania, Va.	Riverbend
2	Hendon Hooker	QB	40	Travis Williams	-	WR	6' 3"	212	r-Fr.	Lorton, Va.	Hayfield
75	Zachariah Hoyt	OL	41	Ty Eller	-	TE	6' 2"	223	Jr.	Newton, N.C.	Newton-Convover/UNC Pembroke
61	Bryan Hudson	OL	41	Jaylen Griffin	-	DL	6' 1"	260	r-So.	Rome, Ga.	Rome
7	Devon Hunter	DB	42	Cole Blaker	-	TE	6' 3"	250	r-So.	Narrows, Va.	Narrows
71	T.J. Jackson	OL	43	Cole Beck	-	RB	6' 1"	202	r-Fr.	Blacksburg, Va.	Blacksburg
6	Trevor Jackson	QB	43	Michael Peterson	-	CB	6' 1"	215	Fr.	Fort Mill, S.C.	Nation Ford
93	Brian Johnson	K	44	J'Wan Evans	-	RB	5' 10"	180	Fr.	Philadelphia, Pa.	East Rock
35	Matt Johnson	LB	44	Dylan Rivers	2	LB	6' 1"	237	Jr.	Stephens City, Va.	Sherando
12	Knox Kadum	QB	45	TyJuan Garbutt	1	DL	6' 1"	238	r-So.	Fredericksburg, Va.	Riverbend
49	William Kakavitsas	WR	45	Jacob Van Landingham	-	WR	5' 11"	203	r-Fr.	Franklin, Tenn.	Page
56	Joe Kane	OL	46	Eli Adams	-	DL	5' 11"	240	r-Fr.	Rock Hill, S.C.	South Pointe
51	Gene Kastleburg	OL	46	Malik Bell	-	RB	6' 0"	230	r-Fr.	Mineral, Va.	Louisa
29	Dalton Keene	TE	47	Dean Ferguson	-	LB	6' 2"	228	Fr.	Sterling, Va.	Potomac Falls
93	Mario Kendricks	DL	47	John Ransom	-	WR	5' 11"	177	Fr.	Chesapeake, Va.	Bishop Sullivan Catholic
35	Keshawn King	RB	48	Daniel Griffith	2	LB	6' 0"	232	r-Jr.	Chesapeake, Va.	Nansemond-Suffolk Academy

9	Khalil Ladler	DB	48	Nikia Peerman	-	WR	6' 3"	176	Fr.	Gladys, Va.	William Campbell
30	Tyler Matheny	DB	49	William Kakavitsas	-	WR	6' 1"	175	Fr.	Charlotte, N.C.	Providence
50	Tré Maxwell	LB	50	Tré Maxwell	-	LB	6' 0"	205	Fr.	Centreville, Va.	Centreville
33	Deshawn McCleave	RB	50	Will Pritchard	-	OL	6' 2"	301	Fr.	Moseley, Va.	Manchester
66	Louis Mihota	OL	51	Gene Kastleburg	-	OL	6' 0"	308	r-So.	Richmond, Va.	Benedictine College Prep
82	James Mitchell	TE	52	Austin Cannon	2	OL	6' 2"	323	r-Jr.	Mechanicsville, Va.	Atlee/Fork Union
37	Brion Murray	DB	53	Aiden Brown	-	DL	6' 2"	290	r-So.	Silver Spring, Md.	Bullis School
74	Doug Nester	OL	54	Lecitus Smith	1	OL	6' 3"	316	r-So.	Fitzgerald, Ga.	Fitzgerald
38	Nashun Overton	RB	56	Joe Kane	-	OL	6' 2"	301	r-Fr.	Wake Forest, N.C.	Heritage
8	Phil Patterson	WR	57	John Harris	-	OL	6' 3"	303	r-Fr.	Hoschton, Ga.	Mill Creek
4	Quincy Patterson II	QB	58	Walker Culver	-	OL	6' 4"	300	r-Fr.	Soddy-Daisy, Tenn.	Baylor School
85	Jaden Payoute	WR	91	Josh Fuga	-	DL	6' 2"	308	Fr.	Woodbridge, Va.	Freedom
48	Nikia Peerman	WR	60	Silas Dzansi	1	OL	6' 5"	325	r-So.	Woodbridge, Va.	C.D. Hylton/Fork Union
31	Nasir Peoples	DB	61	Bryan Hudson	-	OL	6' 4"	315	Fr.	Georgetown, Ky.	Scott County
43	Michael Peterson	CB	62	Gabe SESCO	-	OL	6' 6"	265	Fr.	Bluefield, Va.	Graham
99	Maxx Philpott	DL	64	Sam DeLuke	-	LS	5' 10"	223	r-Fr.	Wake Forest, N.C.	Wake Forest
87	Jacoby Pinckney	WR	66	Louis Mihota	-	OL	6' 2"	282	r-Fr.	Fredericksburg, Va.	Massaponax
96	Norell Pollard	DL	71	T.J. Jackson	-	OL	6' 6"	359	r-Jr.	Cumberland, Va.	Cumberland County
99	Justin Pollock	LS	72	Jesse Hanson	-	OL	6' 5"	301	Fr.	Blue Ridge, Va.	Lord Botetourt
50	Will Pritchard	OL	74	Doug Nester	-	OL	6' 6"	315	Fr.	Huntington, W.Va.	Spring Valley
98	Caleb Quick	K	75	Zachariah Hoyt	2	OL	6' 5"	305	r-Jr.	Salem, Va.	Salem
26	Jovonn Quillen	DB	76	Brock Hoffman	-	OL	6' 3"	316	Jr.	Statesville, N.C.	Statesville
47	John Ransom	WR	77	Christian Darrisaw	1	OL	6' 5"	311	So.	Upper Marlboro, Md.	Riverdale Baptist/Fork Union
37	Carter Rivenburg	RB	79	Tyrell Smith	3	OL	6' 3"	308	r-Sr.	North Brunswick, N.J.	Don Bosco Prep/Cushing Academy
44	Dylan Rivers	LB	80	Kaleb Smith	-	WR	6' 2"	207	r-Fr.	Bumpass, Va.	Louisa County
83	Tayvion Robinson	WR	82	James Mitchell	1	TE	6' 3"	252	So.	Big Stone Gap, Va.	Union
18	Tyree Rodgers	DB	83	Tayvion Robinson	-	WR	5' 10"	186	Fr.	Virginia Beach, Va.	Cox
96	John Parker Romo	K	85	Jaden Payoute	-	WR	6' 1"	206	Fr.	Chesterfield, Va.	L.C. Bird
85	CJ Scott	LS	85	CJ Scott	-	LS	5' 10"	240	Fr.	Virginia Beach, Va.	Bishop Sullivan Catholic
29	Ishmiel Seisay	DB	86	Nick Gallo	-	TE	6' 4"	242	Fr.	Richboro, Pa.	Council Rock South
62	Gabe SESCO	OL	87	Jacoby Pinckney	-	WR	6' 1"	210	Fr.	Spartanburg, S.C.	Dorman
97	Oscar Shadley	LS	88	Elijah Bowick	-	WR	6' 1"	216	Fr.	Charlotte, N.C.	Myers Park
16	Darryle Simmons	WR	89	Drake Delullis	1	TE	6' 5"	250	r-So.	Charlotte, N.C.	Providence
94	Nigel Simmons	DL	90	Jaevon Becton	-	DL	6' 4"	255	r-Fr.	Virginia Beach, Va.	Ocean Lakes
40	Ben Skinner	LB	90	Sam Brooks	-	TE	6' 2"	210	Fr.	Rockville, Va.	Goochland
80	Kaleb Smith	WR	91	Oscar Bradburn	2	P	6' 1"	221	Jr.	Sydney, Australia	Sydney Secondary College
54	Lecitus Smith	OL	92	Mark Applegate	-	K	5' 11"	155	Fr.	Fairfax, Va.	Oakton
79	Tyrell Smith	OL	92	Jaden Cunningham	-	DL	6' 2"	306	Jr.	Lithonia, Ga.	Martin Luther King/Hutchison CC
30	Caleb Steward	RB	93	Brian Johnson	-	K	6' 1"	191	r-Jr.	Washington, D.C.	Gonzaga
95	Luke Tenuta	OL	93	Mario Kendricks	-	DL	6' 0"	293	Fr.	Kissimmee, Fla.	Osceola
12	Nadir Thompson	DB	94	Conner Dusenbury	-	WR	6' 0"	175	Fr.	Richmond, Va.	James River
34	Alan Tisdale	LB	94	Nigel Simmons	-	DL	6' 2"	231	r-Fr.	Newport News, Va.	Heritage
11	Tré Turner	WR	95	Luke Tenuta	-	OL	6' 7"	315	r-Fr.	Crozet, Va.	Western Albemarle
45	Jacob Van Landingham	WR	96	John Parker Romo	-	K	5' 11"	170	Jr.	Peachtree City, Ga.	McIntosh/Tulsa
19	J.R. Walker	DB	96	Norell Pollard	-	DL	6' 0"	265	Fr.	Apopka, Fla.	Wekiva
28	Jermaine Waller	DB	97	Keondré Banks	-	WR	5' 11"	185	So.	Raleigh, N.C.	Roanoke Rapids/Tusculum
2	Jeremy Webb	DB	97	Oscar Shadley	1	LS	6' 0"	246	So.	Naples, Fla.	Golden Gate
24	Terius Wheatley	RB	98	Caleb Quick	-	K	6' 1"	180	r-Fr.	Westfield, Ind.	Guerin Catholic
40	Travis Williams	WR	99	Maxx Philpott	-	DL	6' 0"	297	Fr.	Salem, Va.	Glenvar
5	Ryan Willis	QB	99	Justin Pollock	-	LS	6' 2"	235	Fr.	Amelia County, Va.	Amelia County

PRONUNCIATIONS

RAYSHARD Ashby.RAY-shard
JAEVON Becton.JAY-vahn
Elijah **BOWICK**.BO-wick
CHAMARRI Conner.chuh-MAR-ee
Zion **DEBOSE**.duh-BOZE
Drake **DEIULIIS**.DUEL-ee-is
Silas **DZANSI**.JAN-zee
Caleb **FARLEY**.FAR-lee
Josh **FUGA**.FOO-guh
TyJuan **GARBUTT**.GAR-bit

HEZEKIAH Grimsley.hez-uh-KY-uh
NY'QUEE Hawkins.nye-KEY
JARROD Hewitt.Jared
Dax **HOLLIFIELD**.HOLLY-field
DEVON Hunter.DEVIN
KHALIL Ladler.kuh-LEEL
LOUIS MIHOTA.Looie muh-HOE-tuh
BRION Murray.BREE-on
Jaden **PAYOUTE**.PAY-oot
Jacoby **PINCKNEY**.PINK-knee

JOVONN Quillen.joe-VAHN
TAYVION Robinson.TAY-vee-on
Oscar **SHADLEY**.SHAD-lee
LECITUS Smith.leh-SEE-tis
TYRELL Smith.tuh-RELL
Luke **TENUTA**.ten-OO-ta
TERIUS Wheatley.TEH-ree-is

ACTIVE STARTS CHART

	2019	Streak	Career
Adams, E. (DL)	1	-	1
Ashby, R. (LB)	10	14	21
Becton, J. (DE)	1	-	1
Belmar, E. (DE)	10	14	21
Bradburn (P/H)	8	1	34
Cannon, A. (OL)	2	-	2
Chatman, A. (DB)	1	1	1
Crawford, D. (DL)	9	4	9
Conner, C. (DB)	10	10	10
Darrisaw, C. (OL)	9	19	21
Deablo, D. (DB)	10	18	21
Dzansi, S. (OL)	8	11	12
Farley, C. (DB)	10	10	22
Floyd, R. (DB)	8	2	31
Garbutt, T. (DL)	8	7	13
Grimsley, H. (WR)	-	-	6
Hazelton, D. (WR)	6	6	15
Harris, J. (OL)	1	-	1
Hewitt, J. (DL)	10	13	20
Hollifield, D. (LB)	10	13	16
Holston, J. (RB)	-	-	2
Hooker, H. (QB)	5	2	5
Hoyt, Z. (OL)	1	-	10
Hudson, B. (OL)	7	7	7
Hunter, D. (DB)	2	-	2
Jackson, T.J. (WR)	1	-	1
Johnson, B. (K)	6	19	21
Keene, D. (TE)	10	35	35
King, K. (RB)	1	-	1
Ladler, K. (DB)	-	-	13
McCleave, D. (RB)	8	6	11
Mitchell, J. (TE)	6	3	7
Nester, D. (OL)	8	8	8
Patterson, Q. (QB)	1	-	1
Pollard, N. (DL)	2	-	2
Quillen, J. (DB)	1	-	3
Rivers, D. (LB)	-	-	7
Robinson, T. (WR)	5	3	5
Rodgers, T. (DB)	-	-	3
Shadley, O. (LS)	10	23	23
Smith, L. (OL)	9	3	13
Smith, K. (WR)	5	-	5
Tenuta, L. (OL)	2	2	2
Turner, T. (WR)	8	4	13
Waller, J. (CB)	8	8	8
Wheatley, T. (RB)	-	-	2
Willis, R. (QB)	4	-	14

LONGEST ACTIVE STREAKS

- Keene - 35
- Shadley - 23

CAREER 300-YARD PASSING GAMES

Player	Years	Gms
1. Logan Thomas	2011-13	4
Ryan Willis	2018-	4
3. Jerod Evans	2016	3
Bryan Randall	2001-04	3
5. Michael Brewer	2014-15	2
Sean Glennon	2004-08	2
Josh Jackson	2017-18	2
8. Maurice DeShazo	1990-94	1
Jim Druckenmiller	1993-96	1
Will Furrer	1988-91	1
Tyrod Taylor	2007-10	1

HAZELTON STAYING HOT

- WR Damon Hazelton made his 2019 debut at home vs. Duke (9/27). The redshirt junior caught one pass, a 72-yard score in the third quarter, registering his ninth touchdown of his Virginia Tech career.
- Hazelton hauled in five passes for 93 yards against Rhode Island (10/12) scoring two touchdowns. It was his first two touchdown game of his career.
- Caught three passes for 43 yards and a score against UNC (10/19).
- He was Tech's leading receiver at Notre Dame (11/2) with five receptions and another TD. Hazelton has a TD reception in three straight games.
- The redshirt junior leads the Hokies with six TD receptions in 2019.

HOOKER WINS FIRST FIVE STARTS

- R-So. QB Hendon Hooker started the first three games of his career at Miami (10/5), vs. Rhode Island (10/12) and vs. UNC (10/19).
- He went 10 of 20 through the air with three touchdowns. Hooker also found the endzone himself on a 12-yard run in the first quarter at Miami (10/5). Hooker finished the game responsible for 260 yards, four touchdowns and zero turnovers.
- Against Rhode Island (10/12), he accounted for 304 total yards and threw for three more scores, without turning the ball over. Hooker tallied career best with 16 completions and 261 yards through the air.
- Hooker was 8 of 12 passing in the win over UNC (10/19) with a touchdown. He also ran for 41 yards on 10 attempts.
- Led Tech to a 36-17 win over No. 22 Wake Forest (11/9). He had 311 yards from scrimmage and one rushing score.
- Hooker was 9 of 13 for 159 yards and one TD through the air and also ran for two scores for the first time in his career in the win at Georgia Tech (11/16).

THREE QBs PASS FOR TD

- In Tech's 6-OT victory vs. UNC (10/19), three QBs (Hooker, Willis, Patterson II) threw for a touchdown. It was the first game since at least 1987 that three VT QBs each threw for a touchdown.

TECH USES THREE STARTING QBs in 2019

- For the first time since 1998, the Hokies have utilized three different starters (Willis, Hooker, Patterson).
- In 1998, Al Clark, Dave Meyer and Nick Sorensen all started games.

"TIGHT END UNIVERSITY" SHINES IN SOUTH FLORIDA

- TEs Dalton Keene and James Mitchell were both instrumental in the Hokies' win at Miami (10/5).
- Keene, caught a career best five passes and found the endzone on three occasions. He finished with 73 yards.
- Mitchell caught three passes for 73 yards and scored his first career rushing touchdown, a one-yard sweep in the first quarter.
- Mitchell had a career day at Georgia Tech (11/16) catching four passes for 90 yards and scoring one TD, his third receiving score of the season.

MCCLEAVE HITTING THE CENTURY MARK

- McCleave ran for 124 yards, a season high vs. Rhode Island (10/12). That mark also tied a career best and was the fourth 100-yard game of his career. He ran the ball 12 times, averaging

10.3 yards per attempt.

- RB Deshawn McCleave rushed for 102 yards vs. Duke (9/27), the third 100-yard performance of his career.
- His 45-yard run in the second quarter was the longest run of his career and the Hokies' second-longest run of the season.
- Against UNC (10/19) he ran for 72 yards and a score.

KING RUSHES FOR 100-YDS VS. FURMAN

- True freshman RB Keshawn King became the first Hokie to run for 100 yards this season when he registered 119 rushing yards on 12 carries vs. Furman (9/14).
- He also had a 54-yard run at the start of the third quarter, the longest run for Tech this season.
- King is the first Hokie true freshman to run for 100 yards in a game since Marshawn Williams rushed for exactly 100 yards vs. Miami (10/23/14).

YOUNG, TALENTED O-LINE ON DISPLAY VS. ODU

- In the win against Old Dominion (9/7), the Virginia Tech offensive line had four freshmen playing on the offensive line for extended periods of the game.
- Freshman Doug Nester started at right guard and redshirt freshman John Harris started at center.
- In the second half, freshman Bryan Hudson played a significant number of snaps at center and redshirt freshman Luke Tenuta saw extended time at right tackle.

WILLIS CLIMBING MULTIPLE CHARTS

- QB Ryan Willis' 33 passing TDs at Virginia Tech is seventh in program history.
- When factoring in his time at Kansas, Willis has thrown for 6,152 yards in his career.
- Willis' 344 passing yards vs. Boston College (8/31) marked the fourth 300-yard passing game in his career at Virginia Tech.
- His 344 passing yards vs. BC also pushed him across 3,000 passing yards for his career at VT, becoming only the 15th QB in program history to accomplish that feat.

VIRGINIA TECH CAREER LEADERS, TD PASSES

Years	QB	TDs
1. 2010-13	Logan Thomas	53
2. 2001-04	Bryan Randall	48
3. 1991-94	Maurice Deshazo	47
4. 2007-10	Tyrod Taylor	44
5. 1988-97	Will Furrer	43
6. 1993-96	Jim Druckenmiller	34
7. 2018-19	Ryan Willis	33
8. 2014-15	Michael Brewer	31
9. 1978-81	Steve Casey	29
1970-72	Don Strock	29
2016	Jerod Evans	29

LPD RETURNS 9 STARTERS

- The Hokies entered the 2018 season with the youngest defensive two-deep in the ACC. This season, though, experience will be on their side.
- In 2019, defensive coordinator Bud Foster will have nine returning starters, which is tied for the most on his defense since becoming sole defensive coordinator in 1996.
- Of the nine returning starters, six started in 10 or more games in 2018.
- The Hokies had 11 different defensive players make their first career start last season, the most in the FBS.

• Senior Reggie Floyd led the group with 25 career starts entering the 2019 season.

YEAR	# STARTERS	CAREER STARTS
2019	9	106
2018	3	55
2017	8	160
2016	6	104
2015	8	145
2014	5	106
2013	9	205
2012	9	148
2011	6	72
2010	5	64
2009	6	108
2008	4	69
2007	8	161
2006	5	74
2005	6	110
2004	5	100
2003	9	139
2002	4	84
2001	9	105
2000	3	42
1999	7	112
1998	8	94
1997	5	51
1996	6	122

• Nationally, Tech's nine returning starters on defense ties for the fourth-most in the FBS entering the 2019 season.

Most Returning Defensive Starters - FBS

School	# of Srs.
1. Illinois	10
Texas State	10
UConn	10
4. Virginia Tech	9
Ball State	9
Hawai'i	9
Indiana	9
Ohio State	9
Oregon State	9
SMU	9
Tulsa	9
UCLA	9
Virginia	9

HOKIES RANK AMONG THE FBS' YOUNGEST TEAMS

• More than half of Virginia Tech's roster entering the 2019 season is made up of freshmen. 52.5 percent to be exact.
 • That percentage ranks third in the FBS this season.

Most Freshmen on 2019 FBS Rosters

School	Fr.	R-Fr.	Total	Pct.
1. UCLA	43	21	64	53.3
2. Oklahoma State	31	31	62	52.9
3. Virginia Tech	37	26	63	52.5
4. Coastal Carolina	39	24	63	51.6
5. Nebraska	47	31	78	50.9

HOKIES HAVE FEWEST SENIORS IN FBS

• With only five seniors, Virginia Tech entered the 2019 season with the fewest seniors in the FBS.
 • The group includes S Reggie Floyd, DB Jovonn Quillen, QB Ryan Willis, DB Ish Seisay and OL Tyrell Smith.

Fewest Seniors on 2019 FBS Rosters

School	No.
1. Virginia Tech	5
2. Texas A&M	5
3. Penn State	10
4. Appalachian State	11
Coastal Carolina	11
6. NC State	12
Rice	12

THE GENESIS OF "BIG PLAY" TRÉ

• Turner hauled in six catches for a career-best 106 yards including a career-long catch of 55 yards vs. UNC (10/19). It was the first 100-yard game of his career.
 • Produced a career long 57-yard run and racked up a career-high 73 rushing yards vs. Wake Forest (11/9).
 • Sophomore WR Tré Turner has continued to live up his nickname of "Big Play" Tré in the early goings of the 2019 season.
 • 23 of Turner's first 38 career receptions have gone for a first down.

Teams Under Fuente	2019	Tech	Career
Home	5-1	18-7	33-17
Road	2-2	12-7	22-20
Neutral	0-0	1-4	3-4
Grass	7-1	29-10	34-10
Artificial Turf	0-2	2-9	24-27
Won Coin Toss	3-0	13-7	26-19
Lost Coin Toss	4-3	18-11	32-22
Fuente Teams' Record When ...			
Leading after the 1st quarter	5-1	22-4	38-13
Trailing after the 1st quarter	1-0	4-7	13-20
Tied after the 1st quarter	1-2	6-7	7-8
Leading at halftime	5-0	27-1	47-5
Trailing at halftime	2-2	5-14	10-31
Tied at halftime	0-1	0-3	1-5
Leading after 3rd quarter	6-1	28-4	52-6
Trailing after 3rd quarter	1-2	4-14	5-33
Tied after 3rd quarter	0-0	0-0	1-2
Leading with less than 2:00 to play	5-1	28-2	51-4
Trailing with less than 2:00 to play	0-2	2-16	3-36
Tied with less than 2:00 to play	2-0	2-0	4-1
Scores first	6-1	28-7	39-17
Opponent scores first	1-2	4-11	15-24
Scores 20+ points	5-3	25-14	49-25
Opponent scores 20+ points	3-2	11-16	19-37
Holds opponent to 20 points or less	4-0	21-0	39-2
Game is decided by 3 points or less	1-1	6-1	8-4
Game is decided by 10 points or less	2-1	6-7	12-17
Fuente Teams' Record When ...			
Less than 150 yards rushing	1-3	6-11	11-29
150+ yards rushing	6-0	26-8	46-14
200+ yards passing	5-0	24-13	41-23
300+ yards passing	0-0	7-3	18-8
300+ yards total offense	6-0	29-13	54-26
400+ yards total offense	5-1	20-9	38-14
500+ yards total offense	0-0	6-2	17-3
70+ total plays	2-1	19-13	35-25
80+ total plays	1-1	7-6	18-6
Fuente Teams' Record When ...			
Allowing less than 150 yards rushing	5-0	22-3	43-15
150+ yards rushing	2-2	9-13	14-24
200+ yards passing	3-1	15-8	24-25
300+ yards passing	2-1	6-4	13-13
300+ yards total offense	5-2	18-14	31-34
400+ yards total offense	2-3	9-12	15-23
500+ yards total offense	1-0	4-3	8-8
70+ total plays	3-2	9-8	21-24
80+ total plays	1-2	2-4	11-9
Fuente Teams' Record When ...			
Committing fewer turnovers	2-1	20-3	35-10
Committing more turnovers	2-2	4-15	8-28
Turnovers are the same	3-0	8-0	15-3
Having fewer penalty yards	4-3	20-9	32-15
Having more penalty yards	2-0	11-8	25-25
Penalty yards are even	0-0	0-1	0-1
Leading time of possession	4-1	24-9	39-18
Trailing time of possession	2-2	7-9	18-23
Fuente Teams' High & Low Water Marks ...			
Largest halftime lead	31	38	56
Largest halftime deficit	18	24	28
Highest number of plays	86	95	97
Lowest number of plays	58	47	47
Opponent highest number of plays	91	100	100
Opponent lowest number of plays	56	47	47
Warmest Game Temperature	85°	85°	94°
Coldest Game Temperature	41°	37°	37°
Fuente Teams' For ...			
Day Games	7-2	22-10	34-21
Night Games (5 p.m. kickoff or later)	0-1	10-8	24-20
Games with temperature 49 or below	1-1	6-6	9-9
Games with temperatures in 50s	1-0	5-2	9-7
Games with temperatures in 60s	2-0	6-3	13-7
Games with temperatures in 70s	2-2	12-5	18-10
Games with temperatures in 80s	1-0	3-2	8-5
Games with temperatures in 90s	0-0	0-0	1-3

POWER FIVE WIN LEADERS MOST WINS

1995-Present

1. Ohio State	261
2. Oklahoma	245
3. Florida	241
4. Georgia	238
5. Virginia Tech	237

BEST ROAD RECORDS

2003-Present

1. Oklahoma	62-15 (.805)
2. Ohio State	62-16 (.794)
3. Georgia	54-19 (.739)
4. Alabama	51-19 (.728)
5. Virginia Tech	58-27 (.682)

MOST 10-WIN SEASONS

1999-Present

1. Oklahoma	16
2. Ohio State	15
3. Alabama	13
4. Virginia Tech	12
TCU	12

HOKIES' SCORING STREAK

• Virginia Tech has scored in **318** straight games dating back to the 1995 season.

Rk.	School	Years	Games
1.	Florida	1988-	395
2.	Michigan	1984-14	365
3.	BYU	1975-03	361
4.	TCU	1992-	342
5.	Virginia Tech	1995-	318
6.	Air Force	1992-17	306
7.	Georgia	1995-	312
8.	Nebraska	1996-	304
9.	Tennessee	1994-17	289
10.	Boise State	1997-	285
11.	Ohio State [^]	1993-16	283
12.	Georgia Tech	1997-19	282
	Texas	1980-04	282
14.	Texas Tech	1997-	280
	Washington State	1984-08	280
16.	Oklahoma	1998-	278
17.	Washington	1981-04	271
18.	Oregon	1985-07	267
19.	Colorado	1988-08	242
20.	Kansas State	1996-15	234

Bold = active streak
[^] = 13 games vacated by NCAA

- Turner's first eight catches of his career went for first downs.
- In 2018, Turner turned into a key target when the Hokies needed a "money play" - a play resulting in a first down or a touchdown - and he even got his first taste of BeamerBall against Virginia (11/23/18).
- After making an acrobatic, one-handed touchdown catch in the first quarter against UVA, Turner blocked his first career punt on the next UVA possession that was recovered in the end zone for a touchdown.
- His performance against UVA earned him the honor of wearing Frank Beamer's No. 25 vs. Marshall where he turned in a career-high 99 receiving yards on three catches and a 45-yard TD reception.
- His 20.6 yards per reception finished third among FBS true freshmen in 2018.

2018 FBS Leaders - Yds. PC, True Freshmen

Player	YPC
1. Justyn Ross, Clemson	21.7
2. Tré Turner, Virginia Tech	20.6
3. Seth Williams, Auburn	20.5
4. Jaylen Waddle, Alabama	18.8
5. Chatarius Atwell, Louisville	16.9

TECH QB PLAY ON THE RISE

- Over the last three seasons, Virginia Tech is the only team in the FBS to have three different quarterbacks throw for 20 or more touchdown passes.
- Head coach Justin Fuente came to Virginia Tech with the reputation of molding good quarterbacks, most notably Andy Dalton at TCU and Paxton Lynch at Memphis.
- Along with offensive coordinator/QBs coach Brad Cornelsen, Fuente has lived up to his reputation through three seasons in Blacksburg.
- All three of these single season totals rank in the top 10 in program history.

Virginia Tech Quarterbacks - Last Three Seasons

2016: Jerod Evans - 29 TDs
2017: Josh Jackson - 20 TDs
2018: Ryan Willis - 24 TDs

PATTERSON THIRD QB UNDER FUENTE WITH 100 YARDS RUSHING

- In the six-OT thriller against North Carolina, r-Freshmen QB Quincy Patterson ran for a career best 122 yards and one touchdown.
- He became the third Virginia Tech quarterback to reach the 100-yard plateau on the ground under Coach Fuente, following in the footsteps of Jerod Evans and Josh Jackson.

THAT'S A LOT OF POINTS

- Dating back to 1987, Tech and North Carolina's 84 points in VT's 43-41 6 OT win (10/19) is the 10th-most combined in any game that the Hokies have been involved in over that span.

#	Date	Opponent	Location	Score (VT-Opp)
107	December 26, 2015	Tulsa	Shreveport, La.	W 55-52
104	October 14, 1995	Akron	Blacksburg, Va.	W 77-27
101	December 26, 2003	California	Phoenix, Ariz.	L 49-52
101	December 7, 2002	Miami	Miami	L 45-56
99	October 31, 1992	Rutgers	Piscataway, NJ	L 49-50
95	October 24, 1987	Tulane	New Orleans, La.	L 38-57
92	November 9, 2002	Syracuse	Syracuse, N.Y.	L 42-50
91	October 23, 1993	Rutgers	Blacksburg, Va.	W 49-42
88	October 24, 2015	Duke	Blacksburg, Va.	L 43-45
84	October 19, 2019	North Carolina	Blacksburg, Va.	W 43-41

2019 COACHING STAFF BREAKDOWN

- The Virginia Tech coaching staff saw a couple of coaching changes over the offseason with the promotion of Justin Hamilton to safeties coach and the hiring of Jafar Williams as its new wide receivers coach.
- Seven coaches remain from Justin Fuente's first staff at Virginia Tech.
- Of the 11 coaches, four of them - Cornelsen, Mitchell, Shibest, Vice - were on Fuente's staff at Memphis.

2019 TURNOVER SUMMARY

Date	Opponent	Takes	Points Off	Gives	Points Off	TO Margin	Points Off Margin
8/31	at Boston College	1	0	5	14	-4	-14
9/7	Old Dominion	0	0	2	0	-2	0
9/14	Furman	2	14	2	7	0	+7
9/27	Duke	0	0	2	14	-2	-14
10/5	at Miami	5	21	0	0	+3	+21
10/12	Rhode Island	0	0	0	0	0	0
10/19	North Carolina	0	0	2	3	-2	-3
11/2	at Notre Dame	3	7	2	0	+1	+7
11/9	Wake Forest	2	10	2	3	0	+7
11/16	at Georgia Tech	2	14	0	0	+2	+14
11/23	Pitt	-	-	-	-	-	-
11/29	Virginia	-	-	-	-	-	-
Totals		10	66	13	41	-4	+25

27 STRAIGHT

AMERICA'S LONGEST ACTIVE BOWL STREAK



HOKIES TOP TEAM OVER PAST 20 SEASONS IN FBS IN-STATE RIVALRY GAMES

Over the past 20 seasons, Virginia Tech has dominated its in-state FBS rival like no other major program. While not an exhaustive list, here is a look at how the Hokies' 19-1 record vs. UVA stacks up over the past 20 years against some other national in-state rivalries.

RECORD	TEAM	RIVAL	RIVALRY/TROPHY	CURRENT WIN STREAK	TEAM
1. 19-1 (.950)	Virginia Tech	Virginia	Commonwealth Cup	15 Games	Virginia Tech
2. 16-4 (.800)	Oklahoma	Oklahoma St.	Bedlam	4 Games	Oklahoma
3. 15-5 (.789)	USC	UCLA	Victory Bell	1 Games	UCLA
4. 15-5 (.750)	Washington	Washington St.	Apple Cup	6 Games	Washington
5. 14-6 (.700)	Oregon	Oregon State	Civil War	2 Games	Oregon
6. 13-7 (.650)	Clemson	South Carolina	The Palmetto Bowl	5 Games	Clemson
7. 13-7 (.632)	Stanford	California	Big Game	9 Games	Stanford
8. 11-10 (.523)	Florida State	Miami	(includes a bowl game)	2 Games	Miami
9. 10-10 (.500)	Auburn	Alabama	Iron Bowl	1 Game	Alabama
10-10 (.500)	Ole Miss	Miss. State	Egg Bowl	1 Game	Mississippi State
10-10 (.500)	Michigan St.	Michigan	Paul Bunyan	1 Game	Michigan
10-10 (.500)	Florida	Florida State	Sunshine Showdown	1 Game	Florida

2019 HONORS

LB RAYSHARD ASHBY

Athlon Second-Team All-ACC
 Phil Steele Second-Team All-ACC
 Nagurski Award Watch List
 Pro Football Focus ACC Team of the Week (9/2)
 ACC Linebacker of the Week (9/2)
 ACC Linebacker of the Week (10/7)
 ACC Linebacker of the Week (10/21)
 ACC Linebacker of the Week (11/4)

P OSCAR BRADBURN

Athlon Second-Team All-ACC
 Phil Steele Third-Team All-ACC
 Ray Guy Award Watch List
 Ray Guy Great 8 (9/10/19)
 Ray Guy Great 8 (10/5/19)
 ACC Specialist of the Week (11/11/19)

OL AUSTIN CANNON

PFF College ACC Team of the Week (10/14/19)

DB CHAMARRI CONNER

PFF College ACC Team of the Week (10/8/19)

DL DASHAWN CRAWFORD

PFF College ACC Team of the Week (11/11/19)
 ACC Defensive Lineman of the Week (11/11/19)

OL CHRISTIAN DARRISAW

Athlon Second-Team All-ACC
 Phil Steele Third-Team All-ACC
 PFF College ACC Team of the Week (10/14/19)
 PFF College ACC Team of the Week (11/11/19)

S DIVINE DEABLO

ACC DB of the Week (11/4/19)

OL SILAS DZANSI

Athlon Fourth-Team All-ACC

CB CALEB FARLEY

PFF College ACC Team of the Week (10/8/19)
 ESPN.com All-ACC Midseason Team
 PFF College ACC Team of the Week (11/11/19)

DB REGGIE FLOYD

Athlon Fourth-Team All-ACC
 Phil Steele Second-Team All-ACC
 Reese's Senior Bowl Watch List
 PFF College ACC Team of the Week (11/11/19)

DE TYJUAN GARBUTT

PFF College ACC Team of the Week (11/11/19)

WR DAMON HAZELTON

Phil Steele First-Team All-ACC
 Athlon Second-Team All-ACC
 Biletnikoff Award Watch List

DL JARROD HEWITT

Phil Steele Fourth-Team All-ACC

LB DAX HOLLIFIELD

Athlon Third-Team All-ACC
 Phil Steele Second-Team All-ACC

TE DALTON KEENE

Athlon Second-Team All-ACC
 Phil Steele Second-Team All-ACC
 Mackey Award Watch List
 John Mackey Tight End of the Week (10/8/19)
 PFF College ACC Team of the Week (10/8/19)
 PFF College ACC Team of the Week (10/14/19)

RB DESHAWN MCCLEAVE

PFF College ACC Team of the Week (10/14/19)

TE JAMES MITCHELL

PFF College ACC Team of the Week (11/11/19)

QB QUINCY PATTERSON

PFF College ACC Team of the Week (10/21/19)

OL LUKE TENUTA

PFF College ACC Team of the Week (10/21/19)

CB JERMAINE WALLER

PFF College ACC Team of the Week (10/8/19)

QB RYAN WILLIS

Athlon Fourth-Team All-ACC
 Phil Steele Third-Team All-ACC
 Maxwell Award Watch List
 Unitas Golden Arm Award Watch List

HOKIES ON CURRENT NFL ROSTERS

(as of Nov. 18, 2019)

76	T Duane Brown	Seattle
36	S Chuck Clark	Baltimore
49	LB Tremaine Edmonds	Buffalo
33	RB Trey Edmonds	Pittsburgh
34	S Terrell Edmonds	Pittsburgh
28	CB Brandon Facyson	L.A. Chargers
29	CB Kendall Fuller	Kansas City
23	CB Kyle Fuller	Chicago
73	T Yosuah Nijman (PS)	Green Bay
97	DT Tim Settle	Washington
4	K Joey Slye	Carolina
37	CB Greg Stroman (IR)	Washington
5	QB Tyrod Taylor	L.A. Chargers
77	G Wyatt Teller	Cleveland
82	TE Logan Thomas	Detroit

PS - Practice Squad
IR - Injured Reserve

Hokies in the NFL

NFL DRAFT HISTORY

Tremaine (left) and Terrell Edmonds (right) made history in the 2018 NFL Draft by becoming the only pair of brothers to ever be selected in the first round of the same NFL Draft. Tremaine was the 16th overall selection by Buffalo, while Terrell was introduced by Ryan Shazier as the 28th overall pick by Pittsburgh. Eldest brother, Trey, is a running back for the Pittsburgh Steelers. Draft photos courtesy of the NFL. CB Kendall Fuller (D3-16) entered the NFL with Washington and is in his second season in Kansas City.



NO.1 OVERALL PICKS



FOOTBALL IS FAMILY

Tech's all-time leader scorer (K Joey Slye) and all-time leading receiver (WR Cam Phillips) connected with G Wyatt Teller and the youngest player in NFL history to record an INT (LB Tremaine Edmonds) during the preseason.



MICHAEL VICK

#1 Overall Pick – 2001 NFL Draft

- Four-time Pro Bowl selection
- 143 regular season NFL games (115 starts)
- Most career rushing yards by a QB in NFL history (6,109)
- #7 jersey retired by Virginia Tech

BRUCE SMITH

#1 Overall Pick – 1985 NFL Draft

- Pro Football Hall of Fame – Class of 2009
- NFL's all-time sack leader – 200.0 career
- #78 retired by both Virginia Tech & Buffalo Bills
- Four Super Bowls, 11 Pro Bowls and 9-time All-Pro selection
- Two-time AP NFL Defensive Player of the Year



LAST MEETING

VIRGINIA TECH	22
PITT	52

HEINZ FIELD • PITTSBURGH, PA • NOV. 10, 2018 • ATT: 44,398

PITTSBURGH, Pa. – Virginia Tech fell behind early and couldn't get back in the game, falling 52-22 to Pittsburgh in an ACC game played Saturday night at Heinz Field.

With the loss, the Hokies dropped to 4-5 overall, 3-3 in the ACC. Pittsburgh became bowl eligible, moving to 6-4 overall, 5-1 in league action, and the Panthers are in the driver's seat for the ACC's Coastal Division crown.

Pittsburgh jumped out to a 17-0 lead and never looked back. The Panthers got an early field goal from Alex Kessman and then used a 53-yard run from Darrin Hall to set up an 8-yard touchdown run by Quadree Ellison toward the end of the first quarter. A 78-yard touchdown pass from Kenny Pickett to Maurice Ffrench early in the second quarter gave the Panthers the 17-point bulge.

The Hokies got on the board when quarterback Ryan Willis threw a 29-yard touchdown pass to receiver Eric Kumah. The play capped an 80-yard drive and cut the Panthers' lead to 17-7.

But Pittsburgh scored touchdowns on its final two possessions to end the first half and ultimately pulled away.

Willis threw two more touchdown passes in the second half. He completed 22 of 34 for 231 yards, with three touchdown passes, and he also rushed for 65 yards. The Hokies amassed 432 yards of offense.

Pittsburgh finished with 654 yards of offense.

SCORING	1	2	3	4	F
Virginia Tech	0	7	8	7	- 22
Pitt	10	21	7	14	- 52

- 1st - 06:35** UP- Kessman 48 yd field goal (11-57, 6:10)
- 1st - 01:59** UP- Ollison 8 yd run (Kessman kick) (4-80, 2:22)
- 2nd - 14:01** UP- Ffrench 78 yd pass from Pickett (Kessman kick) (1-78, 0:12)
- 2nd - 06:38** VT- Kumah 29 yd pass from Willis (Stout kick) (4-80, 1:11)
- 2nd - 02:54** UP- French 12 yd run (Kessman kick) (6-75, 3:44)
- 2nd - 00:35** UP- Aston 1 yd run (Kessman kick) (6-52, 1:03)
- 3rd - 05:00** VT- Kumah 5 yd pass from Willis (Kumah pass) (17-80, 7:38)
- 3rd - 04:04** UP- Hall 73 yd run (Kessman kick) (2-75, 0:56)
- 3rd - 12:34** VT- Hazelton 24 yd pass from Willis (Stout kick) (13-95 yards, 6:30)
- 4th - 08:48** UP- Ollison 31 yd run (Kessman kick) (7-50, 3:46)
- 4th - 04:43** UP- Ollison 97 yd run (Kessman kick) (1-97, 0:17)

TEAM STATS	VT	UP
First downs	28	17
Rushing yds.	48-192	36-492
Passing yds.	240	162
Punt return yds.	2	16
Passes	23-38-0	7-11-0
Punts-avg.	4-40.8	1-50.0
Fumbles-lost	0-0	2-1
Penalties-yds.	3-34	5-65
Time of poss.	34:52	25:08

INDIVIDUAL STATS

Rushing — VT: Willis 16-65, Peoples 10-49, Holston 8-41, Wheatley 6-33, Patterson 5-4, Grimsley 1-0, Savoy 2-0; UP: Ollison 16-235, Hall 7-186, Pickett 9-58, Ffrench 1-12, Davis 1-2, Aston 1-1, TEAM 1-(-2).

Passing — VT: Willis 22-34-0 231; UP: Pickett 7-11-0 162

Receiving — VT: Kumah 6-80, Hazelton 3-51, Turner 4-38, Savoy 2-30, Keene 4-26, Grimsley 2-11, Peoples 2-4; UP: Ffrench 2-83, Mack 3-78, Araujo-Lopes 2-1.

QUICK FACTS

Location:Blacksburg, Va.
 Founded: 1872
 Enrollment: 31,000+
 President: Dr. Tim Sands
 Director of Athletics: Whit Babcock
 Nickname: Hokies
 Colors: Chicago Maroon & Burnt Orange
 Stadium: Lane Stadium/Worsham Field
 Head Coach: Justin Fuente – 3rd season
 2018 Record: 6-7 (Military Bowl)

FOOTBALL HISTORY

All-Time Tech Record (1892 - ; 124 seasons)

Overall 751*-475-46
Conference 251-176-21
In Blacksburg 389-118-13
 Behind Lane Hall (1892)..... 1-0-0
 Sheib Field (1894-1901) 13-1-0
 Gibboney Field (1902-08) 19-2-0
 Miles Field (1909-25) 60-3-3
 Miles Stadium (1926-64) 67-25-4
 Lane Stadium (1965-; 53rd season) 228-87-6
On the road 209-222-14
Neutral sites 153-134-19
Televised games 230-115
Overtime games 8-6
When ranked 167-61-1
Opponent ranked 56-94-1
Both teams ranked 36-30
VT ranked higher 23-11
Opponent ranked higher 13-19
 * - includes forfeit by Temple during 1986 season

	Tech	Opp.
Total points scored (Avg.)	26,483 (22)	18,587 (15)
Most Points Scored	99 (1919)	77 (1973)
Shutouts By (last)	249 (2017)	144 (1995)
Largest Margin of Victory	99 (1919)	71 (1973)
Smallest Margin of Victory	1 (2014)	1 (2004)

TECH IN OVERTIME (8-6)

Date	Opp.	Tech	Opp	Result	In
9/19/98	at Miami	27	20	W	OT
11/9/02	at Syracuse	42	50	L	3OT
11/15/03	at Temple	24	23	W	OT
1/3/12	vs. Michigan	20	23	L	OT
9/3/12	GT	20	17	W	OT
11/17/12	at BC	30	23	W	OT
12/28/12	vs. Rutgers	13	10	W	OT
9/21/13	Marshall	29	21	W	3OT
11/16/13	Maryland	24	27	L	OT
11/22/14	at WF	3	6	L	2OT
10/24/15	Duke	43	45	L	4OT
11/21/15	UNC	27	30	L	OT
11/23/18	Virginia	34	31	W	OT
10/19/19	UNC	43	41	W	6OT

POSITION NOTES

QUARTERBACKS

2 HENDON HOOKER

- QB | 6-4 | 228 | R-So.
Greensboro, N.C. (Dudley)
- Improved to 5-0 as the starter at Georgia Tech (11/16). Threw for 159 yards and one touchdown and also ran for two scores.
- Returned to the field and led the Hokies to a 36-17 victory over No. 22 Wake Forest (11/9).
- Registered 242 yards through the air and also had 69 yards on the ground and one score.
- Did not play at Notre Dame (11/2) after suffering a knee injury vs. UNC (10/19).
- Owns a 4-0 record as Tech's starter.
- Completed eight passes on 12 attempts for 127 yards and a touchdown before exiting the game due to injury vs. North Carolina (10/19).
- Completed 16 of 27 passes for 261 yards and three touchdowns vs. Rhode Island (10/12). Also ran for 43 yards.
- Made his first career start at Miami (10/5) and threw for 184 yards and three touchdowns, and ran for 76 yards and one touchdown.
- Completed his first career pass on two attempts for eight yards vs. Duke (9/78).
- Rushed three times vs. Old Dominion (9/7).
- Played in six games in 2018.
- Tallied two carries at Duke (9/29/18).
- Had a 69-yard TD run, his first score as a Hokie, vs. William & Mary (9/8/18).
- Redshirted in 2017.
- Passed for 6,027 yards and 55 touchdowns and rushed for 2,975 yards with 48 touchdowns at Dudley HS.
- Two-time Associated Press All-State team.
- All-State Player of the Year by NC Preps.
- Two-time state champion.
- Finished his career as Dudley's all-time leading passer.

PASSING STATS

YEAR	GP/GS	EFFIC.	CMP	ATT	PCT.	YDS	TD	LNG	INT
2018	6/0	0	0	0	0	0	0	0	0
2019	8/8	172.99	59	97	60.8	981	8	67	0
TOTALS	14/5	172.99	59	94	60.8	981	8	67	0

RUSHING STATS

YEAR	ATT	YDS	YPC	LNG	TD
2018	4	57	14.3	69	1
2019	70	235	3.4	15	4
TOTALS	71	292	3.9	69	5

CAREER HIGHS

- Completions 16 vs. Rhode Island, 10/12/19
- Attempts 27 vs. Rhode Island, 10/12/19
- Passing TDs 3, 2x; last vs. Rhode Island, 10/12/19
- Passing Yards 261 vs. Rhode Island, 10/12/19
- Rushing Attempts 16 at Miami, 10/5/19
- Rushing Yards 76 at Miami, 10/5/19
- Rushing TDs 2 at Georgia Tech (11/16)
- Long Run 69 vs. William & Mary, 9/8/18

4 QUINCY PATTERSON II

- QB | 6-4 | 245 | R-Fr.
Chicago, Ill. (Solorio Academy)
- Was 2 for 2 for 64 yards at Georgia Tech (11/16) and also ran the ball nine times for 40 yards and a two-yard

- touchdown.
- Earned his first career start at Notre Dame (11/2).
- Passed for 139 yards with a 50-yard long and one score against the Irish and also ran for 77 yards.
- Rushed 21 times for 122 yards with a 53-yard touchdown vs. North Carolina (10/19). Also completed three passes for 54 yards including an 18-yard touchdown to WR Damon Hazelton.
- Saw his first game action of the 2019 season vs. Duke (9/27) carrying the ball once.
- Saw action in three games in 2018.
- Registered five carries and completed a nine-yard pass at Pitt (11/10/18).
- Had two carries for 10 yards vs. Boston College (11/3/18).
- Rushed for 11 yards on two carries in his first career appearance at North Carolina (10/13/18).
- Quarterback MVP at Nike's The Opening Regional.
- Earned an invitation to participate in Elite 11, the nation's premier quarterback competition, in Beaverton, Oregon.
- Winner of the 2018 Watkins Award, given to the nation's top African-American high school senior male student-athlete.
- Selected to play in the 2018 Blue-Grey All-American Bowl and International Bowl IX.
- Majoring in general engineering.

PASSING STATS

YEAR	GP/GS	EFFIC.	CMP	ATT	PCT.	YDS	TD	LNG	INT
2018	3/0	35.12	1	5	20.0	9	0	9	0
2019	6/1	111.63	14	36	38.9	257	2	64	1
TOTALS	9/1	102.30	15	41	36.6	266	2	64	1

RUSHING STATS

YEAR	ATT	YDS	YPC	LNG	TD
2018	9	25	2.8	7	0
2019	50	241	4.8	53	2
TOTALS	59	266	4.5	53	2

CAREER HIGHS

- Completions 9 at Notre Dame, 11/2/19
- Attempts 28 at Notre Dame, 11/2/19
- Passing TDs 1 (2x) last at ND, 11/2/19
- Passing Yards 139 at Notre Dame, 11/2/19
- Rushing Attempts 21 vs. North Carolina, 10/19/19
- Rushing Yards 122 vs. North Carolina, 10/19/19
- Rushing TDs 1 (2x) last at Georgia Tech, 11/16/19
- Long Run 53 vs. North Carolina, 10/19/19

5 RYAN WILLIS

- QB | 6-4 | 220 | R-Sr.
Overland Park, Kan. (Bishop Miege/Kansas)
- Went 3 of 3 passing for 55 yards and a touchdown vs. North Carolina (10/19).
- Started the first four games of 2019.
- Threw for 112 yards including a 72-yard touchdown pass vs. Duke (9/27).
- Completed 17 of 21 passes for 123 yards and a touchdown vs. Furman (9/14).
- Threw for 272 yards and two TDs and ran for a one-yard score vs. Old Dominion (9/7).
- Tied a career high with four touchdown passes and completed 29 passes for 344 yards at Boston College (8/31).
- His 344 passing yards were the second-highest mark of his career.
- Started the final 10 games of the 2018 season.
- Finished third in the ACC with a 2.67 TD-to-INT ratio, fourth in passing yards per game (226.3 ypg), fourth

- in pass efficiency (138.0) and fifth in total offense (244.8 ypg) in 2018.
- Tech's third-leading rusher with 354 yards and four TDs in 2018.
- Completed 20 of 31 passes for 219 yards and two touchdowns and also ran for a score vs. Cincinnati (12/31/18).
- Threw for four touchdowns, a career high, and completed 18 of 26 passes for 312 yards vs. Marshall (12/1/18).
- Rushed for 41 yards, had a seven-yard TD pass and registered on solo tackle that prevented a potential pick six before halftime vs. Virginia (11/23/18).
- Threw for 281 yards and matched his career high with three TD passes and led the squad with 49 rushing yards vs. Boston College (11/3/18).
- Completed 15 of 22 passes, threw touchdowns of 46 and 41 yards and had a one-yard TD run vs. Georgia Tech (10/25/18).
- Racked up 309 yards of total offense with a 33-yard rushing touchdown and two passing TDs on 20-of-36 passing at North Carolina (10/13/18).
- Engineered a game-winning 98-yard scoring drive, the longest in program history since 1987, against the Heels.
- Threw for 309 yards with two touchdowns on 31-of-52 passing vs. Notre Dame (10/6/18).
- ACC Quarterback of the Week (10/1/18).
- Completed 17 of 27 passes for 332 yards with three TD passes in his first career win as a starter at Duke (9/29/18).
- His 332 passing yards were the most for a QB in his first start at Virginia Tech.
- Came on for an injured Jackson to throw for 131 yards on 9-of-18 passing with a 13-yard touchdown pass at Old Dominion (9/22/18).
- Threw for 64 yards in the air on 4-of-7 passing and scored a seven-yard rushing TD vs. William & Mary (9/8/18).
- Sat out the 2017 season due to NCAA transfer rules.
- Started the final eight games of his freshman season.
- Threw for a Kansas freshman-record 1,719 yards with nine touchdowns.
- Played in seven games as a sophomore with two starts. Threw for 811 yards and three touchdowns.
- Father, Steve, played football at Kansas State.
- Mother, Lois, was an All-American performer in track and field at Iowa State.
- Sister, Lauren, played basketball at Oklahoma.
- Sister, Abby, played basketball at Saint Louis University.

PASSING STATS

YEAR	GP/GS	EFFIC.	CMP	ATT	PCT.	YDS	TD	LNG	INT
2015	10/8	101.0	164	315	52.1	1,719	9	53	10
2016	7/3	116.3	72	117	61.5	811	3	71	7
2018	12/10	138.01	213	364	58.0	2,716	24	67	9
2019	6/4	143.42	72	117	61.5	906	9	72	5
TOTALS	35/25	123.14	521	913	57.1	6152	45	72	31

RUSHING STATS

YEAR	ATT	YDS	YPC	LNG	TD
2015	59	-79	-1.3	23	0
2016	38	-8	-0.2	21	1
2018	113	354	3.1	39	3
2019	39	34	0.9	13	1
TOTALS	249	301	1.2	39	6

CAREER HIGHS

Completions	35 vs. Texas Tech, 10/17/15
Attempts	52 vs. Notre Dame, 10/6/18
Passing TDs	4, 2x; last vs. Boston College, 8/31/19
Passing Yards	348 at TCU, 10/8/16
Rushing Attempts	16 at Pitt, 11/10/18
Rushing Yards	88 at North Carolina, 10/14/18
Rushing TDs	1, 5x; last vs. Old Dominion, 9/7/19

RUNNING BACKS

33 DESHAWN MCCLEAVE

• RB | 5-9 | 190 | R-Jr.

Chesapeake, Va. (Oscar Smith)

- Carried the ball 11 times for 34 yards at Georgia Tech (11/16). Also caught one pass for one yard.
- Registered a career-high two rushing TDs against Wake Forest (11/9).
- Had 17 rushes for 59 yards against the Deacons.
- Carried the ball 12 times for 32 yards at Notre Dame (11/2).
- Owns four career 100-yard rushing games including two in 2019.
- Rushed for 72 yards and a two-yard touchdown vs. North Carolina (10/19).
- Tied his career-high with 124 rushing yards vs. Rhode Island (10/12). Also scored a touchdown.
- Ran for 57 yards and registered the game winning three-yard touchdown at Miami (10/5).
- Rushed 17 times for 102 yards, including a 45-yard rush vs. Duke (9/27).
- Rushed for 24 yards and added a reception vs. Furman (9/14).
- Set a career high with 20 rushing attempts for 64 yards, added a reception vs. Old Dominion (9/7).
- Rushed 13 times for 102 yards, his second career 100-yard rushing game, vs. Cincinnati (12/31/18).
- Had two catches for 57 yards including a career-long 54-yard reception vs. Marshall (12/1/18).
- Ran for 44 yards on seven carries with a two-yard TD run vs. Virginia (11/23/18).
- DNP at Pitt (11/10/18) and vs. Miami (11/17/18).
- Returned two kickoffs for 36 yards at North Carolina (10/13/18).
- Had a one-yard TD run vs. William & Mary (9/8/18).
- Led the Hokies with 77 rushing yards on 13 carries at Florida State (9/3/18).
- Set career-highs with 18 carries and 124 rushing yards vs. Oklahoma State (12/28/17).

CAREER 100-YARD GAMES

ATT	YDS	YPC	TDS	OPP
18	124	6.9	0	vs. Ok. State (12/28/17)
13	102	7.8	0	vs. Cincinnati (12/31/18)
17	102	6.0	0	vs. Duke (9/27/19)
12	124	10.3	1	vs. URI (10/12/19)

CAREER STATS

YEAR	GP/GS	ATT	YDS	YPC	LNG	TD	REC	YDS	YPC	TD
2016	1/0	8	27	3.4	7	0	0	0	0	0
2017	12/1	108	530	4.9	23	3	9	66	7.3	0
2018	11/2	96	433	4.5	27	2	8	96	11.9	0
2019	10/8	138	600	4.3	45	5	7	51	7.3	0
TOTALS	34/11	350	1590	4.5	45	10	24	212	8.8	0

CAREER HIGHS

Rushes	20 vs. Old Dominion, 9/7/19
Rushing Yards	124, 2x; last vs. Rhode Island, 10/12/19
Rushing TDs	2, vs. Wake Forest, 11/9/19
Long Rush	45 vs. Duke, 9/28/19

Receptions	2, 2x last vs. Marshall, 12/1/18
Receiving Yards	57 vs. Marshall, 12/1/18
Long Reception	54 vs. Marshall, 12/1/18

35 KESHAWN KING

• RB | 5-11 | 182 | Fr.

Orange Park, Fla. (Oakleaf)

- Had seven rushes for 29 yards and a two-yard touchdown at Georgia Tech (11/16). Also had two receptions for 82 yards, including a career-long 64-yard reception.
- Had seven carries for 35 yards against Wake Forest (11/9). Also had one reception for eight yards and returned two kickoffs.
- Hauled in a career-long 40-yard reception vs. Rhode Island (10/12) and rushed six times for 30 yards.
- Ran 12 times for 19 yards at Miami (10/5) and registered a 28-yard kickoff return.
- Rushed for 16 yards vs. Duke (9/27).
- Rushed a career-high 12 times for a career-high 119 yards, including a 54-yard run, the longest of his career vs. Furman. Also caught two passes for 16 yards (9/14).
- Scored his first career rushing touchdown and ran for 23 yards vs. Old Dominion (9/7).
- Played in his first career game, rushing 10 times for 33 yards and making one reception for three yards at Boston College (8/31).
- A four-star recruit according to 247 Sports' composite ranking.
- Ran for nearly 4,800 yards in three seasons at Oakleaf.
- Posted 2,017 rushing yards and 31 total touchdowns as a senior.

CAREER STATS

YEAR	GP/GS	ATT	YDS	YPC	LNG	TD	REC	YDS	YPC	TD
2019	8/1	66	304	4.6	54	2	7	149	21.3	0

CAREER HIGHS

Rushes	12, 2x; last at Miami, 10/5/19
Rushing Yards	119 vs. Furman, 9/14/19
Rushing TDs	1 (2x) last at Georgia Tech, 11/16/19
Long Rush	54 vs. Furman, 9/14/19
Receptions	2 (2x) last at Georgia Tech, 11/16/19
Receiving Yards	82 at Georgia Tech, 11/16/19
Long Reception	64 at Georgia Tech, 11/16/19

13 JALEN HOLSTON

• RB | 5-11 | 218 | Jr.

Stockbridge, Ga. (Stockbridge)

- Has missed the last nine games after suffering an injury at Boston College (8/31).
- Posted 40 rushing yards on 10 carries vs. Cincinnati (12/31/18).
- Had four carries for 54 yards and a career-long 40-yard rushing touchdown vs. Marshall (12/1/18).
- Carried the ball six times for 33 yards vs. Miami (11/17/18).
- Registered 41 rushing yards on eight carries at Pitt (11/10/18).
- Had five carries for 29 yards with a one-yard TD run vs. Georgia Tech (10/25/18).
- Ran 10 times for 47 yards vs. William & Mary (9/8/18).
- Played in 12 games with one start in 2017.
- Registered 70 carries for 226 yards and three touchdowns.

CAREER STATS

YEAR	GP/GS	ATT	YDS	YPC	LNG	TD	REC	YDS	YPC	TD
2017	12/1	70	226	3.2	14	3	1	-1	-1.0	0
2018	12/1	57	281	4.9	40	2	4	21	2.3	0
2019	1/0	6	19	3.2	10	0	0	0	0.0	0
TOTALS	25/2	133	526	4.0	40	5	5	20	4.0	0

CAREER HIGHS

Rushes	12 vs. Pitt, 11/18/17
Rushing Yards	54 vs. Marshall, 12/1/18
Rushing TDs	1, 5x; last vs. Marshall, 12/1/18
Long Rush	40 vs. Marshall, 12/1/18
Receptions	1, 5x; last vs. Cincinnati, 12/31/18
Receiving Yards	14 vs. Cincinnati, 12/31/18

24 TERIUS WHEATLEY

• RB | 6-0 | 190 | R-So.

Ann Arbor, Mich. (Pioneer/Fork Union)

- Had a career-long 50-yard reception against Wake Forest (11/9).
- Returned two kicks for 34 yards against the Deacons.
- Had one kick return for 21 yards vs. UNC (10/19).
- Registered a career-long 71-yard KO return vs. ODU (9/7).
- Returned four kickoffs for 122 yards including a career long 50-yard return vs. Cincinnati (12/31/18).
- Lined up in the slot to start the game vs. Miami (11/17/18).
- Posted six carries for 33 yards in his first career start at Pitt (11/10/18).
- Rushed for 58 yards on seven carries and scored his first career TD vs. William & Mary (9/8/18).
- Had two carries for 22 yards in his first career game at Florida State (9/3/18).
- Son of Tyrone Wheatley, a former running back at Michigan and 10-year NFL veteran who currently serves as head coach at Morgan State.

CAREER STATS

YEAR	GP/GS	ATT	YDS	YPC	LNG	TD	REC	YDS	YPC	TD
2018	10/2	21	126	6.0	18	1	0	0	0.0	0
2019	7/0	0	0	0	0	0	1	50	50.0	0
TOTALS	17/2	21	126	6.0	18	1	1	50	50.0	0

CAREER HIGHS

Rushes	7 vs. William & Mary, 9/8/18
Rushing Yards	58 vs. William & Mary, 9/8/18
Rushing TDs	1 vs. William & Mary, 9/8/18
Long KO Return	71 vs. Old Dominion, 9/7/19
Receptions	1 vs. Wake Forest, 11/9/19
Receiving Yards	50 vs. Wake Forest, 11/9/19

30 CALEB STEWARD

• RB | 5-11 | 210 | rFr.

Jacksonville, Fla. (Ed White)

- Rushed for a career-high 25 yards vs. Duke (9/27).
- Had his first collegiate carry vs. ODU (9/7).
- Redshirted in 2018.
- Rushed for 805 yards and seven touchdowns in 2017 and was an All-Gateway Conference and a Florida Times-Union Super 24 team selection.

CAREER STATS

YEAR	GP/GS	ATT	YDS	YPC	LNG	TD	REC	YDS	YPC	TD
2018	0	0	0	0	0	0	0	0	0	0
2019	4/0	15	68	4.5	18	0	0	0	0	0

CAREER HIGHS

- Rushes** 7, vs. Duke, 9/27/19
- Rushing Yards** 40, at Georgia Tech, 11/16/19
- Rushing TDs** -
- Long Rush** 7, vs. Duke, 9/27/19
- Receptions** -
- Receiving Yards** -

WIDE RECEIVERS

14 DAMON HAZELTON

• WR | 6-2 | 215 | R-Jr.
Baltimore, Md. (Franklin/Ball State)

- Caught seven passes for 86 yards vs. Wake Forest (11/9).
- Hauled in a 8-yard touchdown reception at Notre Dame (11/2), his third consecutive game with a TD reception.
- Totalled five catches for 63 yards against the Irish.
- Tied his career-high with two touchdown receptions vs. North Carolina (10/19). Finished with three catches for 43 yards.
- Caught a career-high two touchdown passes vs. Rhode Island (10/12) and finished with five receptions for 93 yards.
- Made one catch for 29 yards at Miami (10/5).
- Played in his first game of the season vs. Duke (9/27), and caught a 72-yard touchdown pass, tying the longest of his career.
- 2018 Second-Team All-ACC**
- Led Tech with 51 catches for 802 yards and eight TDs.
- Had a TD catch in eight of Tech's 13 games in 2018.
- Led the team with six catches for 57 yards vs. Cincinnati (12/31/18).
- Caught five passes for 58 yards vs. Miami (11/17/18).
- Registered a 24-yard TD grab and racked up 51 receiving yards on three catches at Pitt (11/10/18).
- Had a 26-yard TD catch vs. Boston College (11/3/18).
- Finished in a tie for fourth in the ACC with eight receiving TDs.**
- Racked up 81 receiving yards on six catches and hauled in a 41-yard TD pass vs. Georgia Tech (10/25/18).
- Caught a touchdown pass in five consecutive games to begin his career at Virginia Tech, tying WR Isaiah Ford's program record.**
- Caught 12 passes, matching a career high, for 131 yards and had a TD reception vs. Notre Dame (10/6/18).
- His 12 receptions is tied for third in a single game in program history.
- Had four catches for 65 yards and a 27-yard receiving TD at Duke (9/29/18).
- Racked up 100+ receiving yards for the second straight week as part of a five-catch, one-TD and 154-yard receiving performance at Old Dominion (9/22/18).
- Had four catches for 107 yards, his second career 100-yard receiving game, and caught a 39-yard TD pass vs. William & Mary (9/8/18).**
- First catch as a Hokie was a 10-yard TD grab at Florida State (9/3).**
- Sat out the 2017 due to NCAA transfer rules, redshirted, and made friends with Cleveland Browns wide receiver Odell Beckham, Jr. while working out with trainer Jamal Ligin in Los Angeles.**

CAREER 100-YARD GAMES

NO.	YDS	YPC	TDS	OPP
12	102	8.5	1	at Toledo (11/16/16)*
4	107	26.8	1	vs. W&M (9/8/18)
5	154	30.8	1	at ODU (9/22/18)
12	131	10.9	1	vs. Notre Dame (10/6/18)

*at Ball State

CAREER STATS

YEAR	GP/GS	REC	YDS	YPC	LNG	TD
2016	11/7	51	505	9.9	28	4
2018	13/9	51	802	15.7	72	8
2019	7/5	22	386	17.5	72	6
TOTALS	31/21	124	1693	13.7	72	18

CAREER HIGHS

- Receptions** 12, 2x; last vs. Notre Dame, 10/6/18
- Receiving Yards** 154 vs. Old Dominion, 9/22/18
- Receiving TDs** 2, 2x; last vs. North Carolina, 10/19/19
- Long Reception** 72, 2x; last at. ODU, 9/22/18

11 TRÉ TURNER

• WR | 6-2 | 190 | So.
Greensboro, N.C. (Northwest Guilford)

- Caught one pass for 39 yards at Georgia Tech (11/16) and had two rushes for 46 yards.
- Caught two passes for 30 yards against Wake Forest (11/9).
- Ran the ball four times for a career best 73 yards against the Deacons.
- Had two receptions for 58 yards at Notre Dame (11/2).
- Made five receptions for a career-high 106 yards including a 55-yard touchdown, the longest of his career, vs. North Carolina (10/19).
- Did not play due to injury at Miami (10/5) and vs. Rhode Island (10/12).
- Caught four passes for 29 yards and a touchdown vs. Furman (9/14), also rushed five times for 68 yards and a touchdown.
- Had three catches for 60 yards including a 32-yard reception vs. Old Dominion (9/7).
- Caught a career-high five passes for 49 yards at Boston College (8/31).
- Finished third on the squad with 535 receiving yards and four TD catches in 2018.
- Led the Hokies with 99 receiving yards on three receptions to go along with 45-yard TD catch vs. Marshall (12/1/18).
- Racked up 112 yards of total offense (43 rushing, 69 receiving), caught a seven-yard TD and blocked a punt that was recovered for a TD vs. Virginia (11/23).**
- Caught four passes for 80 yards and registered his first career rushing TD on a 20-yard run vs. Miami (11/17/18).
- Caught a 14-yard TD pass vs. Boston College (11/3/18).
- Had 62 receiving yards on two catches including a 46-yard TD grab, the first of his career, vs. Georgia Tech (10/25/18).**
- Caught his first pass, a 26-yard reception, at Florida State (9/3/18).**
- Missed the second half of his high school season due to a shoulder injury.
- Also played basketball at Northwest Guilford and was the 2016 HSXTRA Player of the Year.
- Brother, P.J. Hairston, played basketball at North Carolina and was a first-round draft pick of the Charlotte Hornets.

CAREER STATS

YEAR	GP/GS	REC	YDS	YPC	LNG	TD
2018	12/5	26	535	20.6	46	4
2019	8/7	23	378	16.4	55	2
TOTALS	20/12	49	913	18.6	55	6

CAREER HIGHS

- Receptions** 5, 2x; last vs. North Carolina, 10/19/19
- Receiving Yards** 106 vs. North Carolina, 10/19/19
- Receiving TDs** 1, 6x; last vs. North Carolina, 10/19/19
- Long Reception** 55 vs. North Carolina, 10/19/19
- Rushing Yards** 73 vs. Wake Forest, 11/11/19
- Long Rush** 57 vs. at Georgia Tech, 11/16/19

83 TAYVION ROBINSON

• WR | 5-10 | 186 | Fr.
Virginia Beach, Va. (Cox)

- Had one rush for a career-long 49 yards at Georgia Tech (11/16). Returned three punts for 34 yards in the game.
- Returned the first two punts of his career for a total of 44 yards vs. Wake Forest (11/9), including a 33-yarder, the team's longest of the season.
- Also had one rush for seven yards vs the Deacons.
- Leads the team in receptions (24)**
- Made one catch for 22 yards vs. North Carolina (10/19).**
- Had four receptions for 48 yards vs. Rhode Island (10/12).**
- Made one catch for seven yards at Miami (10/5).**
- Had four catches for 25 yards vs. Duke (9/27).**
- Had four catches for 31 yards vs. Furman, also had a 21-yard rush (9/14).**
- Had a career-long 32-yard reception vs. Old Dominion. (9/7) and rushed for the first time in his career, finished the game with four catches for 62 yards**
- Played and started his first career game at Boston College (8/31), catching six passes for 72 yards and a touchdown.**
- A four-star recruit according to 247 Sports' composite ranking.
- Earned first-team All-Tidewater accolades in both football and basketball as a junior.
- Racked up 1,635 total yards as a junior with 21 touchdowns at quarterback, running back and wide receiver.

CAREER STATS

YEAR	GP/GS	REC	YDS	YPC	LNG	TD
2019	8/5	24	267	11.1	32	1

CAREER HIGHS

- Receptions** 6 vs. Boston College, 8/31/19
- Receiving Yards** 72 vs. Boston College, 8/31/19
- Receiving TDs** 1 vs. Boston College, 8/31/19
- Long Reception** 32 vs. Old Dominion, 9/7/19
- Rushing Yards** 49 at Georgia Tech, 11/16/19
- Long Rush** 49 at Georgia Tech, 11/16/19
- Punt Returns** 3 at Georgia Tech, 11/16/19
- Long Punt Return** 33 vs. Wake Forest, 11/11/19

8 PHIL PATTERSON

• WR | 6-2 | 195 | R-Jr.
Virginia Beach, Va. (Bayside)

- Caught one pass for nine yards vs. Duke (9/27).
- Caught three passes for 44 yards with a 13-yard touchdown vs. Old Dominion (9/7).
- Had three catches for 25 yards vs. Miami (11/17/18).

- Caught two passes for 28 yards and hauled in his first career touchdown at Duke (9/29/18).
- Caught seven passes for 59 yards against Oklahoma State in the Camping World Bowl (12/28/17).

CAREER STATS

YEAR	GP/GS	REC	YDS	YPC	LNG	TD
2017	5/0	9	88	9.8	22	0
2018	11/0	12	109	9.1	18	1
2019	7/0	6	72	12.0	20	1
TOTALS	23/0	27	269	10.0	22	2

CAREER HIGHS

Receptions	6 at Georgia Tech, 11/11/17
Receiving Yards	82 at Georgia Tech, 11/11/17
Receiving TDs	1, 2x; last vs. Old Dominion, 9/8/19
Long Reception	22 vs. Oklahoma State, 12/28/17

6 HEZEKIAH GRIMSLEY

- WR | 6-0 | 185 | Jr.
Williamsburg, Va. (Lafayette)

- Had one rush for three yards at Georgia Tech (11/16).
- Had two punt returns for four yards vs. Wake Forest (11/9).
- Made two receptions for 18 yards at Notre Dame (11/2).
- Caught one pass for nine yards vs. Duke (9/27).
- Caught two passes for 45 yards with a nine-yard TD vs. Old Dominion (9/7).
- Had a career-long TD reception of 55 yards, totaled four catches for a career high 98 yards at Boston College (8/31).
- His 31 catches ranked third on the squad in 2018.
- Caught two passes for 64 yards with a 46-yard TD catch vs. Marshall (12/1/18).
- Returned vs. Virginia (11/23/18) and recovered a fumble by RB Steven Peoples in the end zone for a touchdown, the first of his career, that tied up the game in the fourth quarter.
- DNP vs. Miami (11/17/18) due to injury.
- Led the team with six receptions for 53 yards vs. Boston College (11/3/18).
- Tallied two catches for 40 yards at Duke (9/29/18).
- Caught three passes for 68 yards vs. William & Mary (9/8/18).
- Had 63 receiving yards on five catches vs. Oklahoma State (12/28/17).

CAREER STATS

YEAR	GP/GS	REC	YDS	YPC	LNG	TD
2017	12/1	12	139	11.6	26	0
2018	11/5	31	382	12.3	46	1
2019	10/0	9	170	18.9	55	2
TOTALS	33/6	52	691	13.3	55	3

CAREER HIGHS

Receptions	6 vs. Boston College, 11/3/18
Receiving Yards	98 vs. Boston College, 8/31/19
Receiving TDs	1, 3x; last vs. Old Dominion, 9/7/19
Long Reception	55 vs. Boston College, 8/31/19

80 KALEB SMITH

- WR | 6-2 | 207 | R-Fr.
Bumpass, Va. (Louisa County)

- Caught one pass for five yards vs. North Carolina (10/19).
- Made two receptions for 22 yards vs. Furman (9/14).
- Made his first career start vs. Old Dominion (9/7).
- Played in his first career game at Boston College (8/31), catching four passes for 62 yards and an 11-

yard touchdown.

- Came to Tech as a walk-on, earned a scholarship during 2019 fall camp.
- Redshirted in 2018.
- Earned all-district honors twice and was an all-region selection as a defensive back in his high school career.
- Did not play his senior year due to an injury.
- Scored seven touchdowns and caught 22 passes for 208 yards to go along with 117 tackles, eight tackles for loss, and three interceptions as a junior.
- Mother, Kimberly, played basketball at Richmond and father, James, played football at Richmond.
- Father was drafted by the Houston Oilers.

CAREER STATS

YEAR	GP/GS	REC	YDS	YPC	LNG	TD
2019	7/5	9	121	13.4	25	1

CAREER HIGHS

Receptions	4 vs. Boston College, 8/31/19
Receiving Yards	62 vs. Boston College, 8/31/19
Receiving TDs	1 vs. Boston College, 8/31/19
Long Reception	25 vs. Boston College, 8/31/19

16 DARRYLE SIMMONS

- WR | 6-2 | 212 | r-Fr.
Philadelphia, Pa. (St. Joe's Prep)
- Made his first career reception vs. Rhode Island (10/12).
- Redshirted in 2018.
- Saw the field vs. William & Mary (9/8) and vs. Marshall (12/1).
- Earned All-Eastern Pennsylvania honors and helped lead St. Joseph's to the 6A state title in 2016.
- Participated in Nike's The Opening New York regional showcase in 2016.
- Major in property management.

CAREER STATS

YEAR	GP/GS	REC	YDS	YPC	LNG	TD
2018	2/0	0	0	0	0	0
2019	5/0	1	0	0	0	0
TOTALS	7/0	1	0	0	0	0

TIGHT ENDS

29 DALTON KEENE

- TE | 6-4 | 251 | Jr.
Littleton, Colo. (Chatfield)
- Caught one pass for four yards at Georgia Tech (11/16).
- Rushed twice for two yards at Notre Dame (11/2).
- Made one catch for 18 yards vs. North Carolina (10/19). Also rushed seven times for 25 yards.
- Made five catches for 53 yards and a touchdown vs. Rhode Island (10/12).
- Caught a career-high three touchdowns at Miami (10/5) and tied a career high with five receptions.
- Had two receptions for 14 yards vs. Furman (9/14).
- 2018 All-ACC Honorable Mention
- Caught five passes for 20 yards vs. Marshall (12/1/18).
- Had a 45-yard catch on a third down that extended the Hokies' eventual game-tying scoring drive vs. Virginia (11/23/18).
- Registered three receptions for 33 yards and caught a 15-yard TD pass vs. Miami (11/17/18).
- Tied a career high with four catches at Pitt (11/10/18).
- Posted three receptions for 65 yards vs. Boston College (11/3/18).
- Had three catches and 27 receiving yards vs. Georgia Tech (10/25/18).
- Had a game-winning, one-yard touchdown grab at North

Carolina (10/13/18).

- Led the team with a career high 82 receiving yards and caught a 67-yard TD pass at Duke (9/29/18).
- Father, Wesley, was a college roommate at Murray State with VT defensive line coach and Keene's co-primary recruiter, Charley Wiles.

CAREER STATS

YEAR	GP/GS	REC	YDS	YPC	LNG	TD
2017	13/12	10	167	16.7	40	0
2018	13/13	28	341	13.4	67	3
2019	10/10	17	175	10.3	26	4
TOTALS	33/32	54	679	12.6	67	7

CAREER HIGHS

Receptions	5, 2x; last at Miami, 10/5/19
Receiving Yards	82 at Duke, 9/29/18
Receiving TDs	3 at Miami, 10/5/19
Long Reception	67 at Duke, 9/29/18

82 JAMES MITCHELL

- TE | 6-3 | 252 | So.
Big Stone Gap, Va. (Union)

- Had a career day at Georgia Tech (11/16) with four receptions for 90 yards. He secured his second receiving touchdown of the season.
- Scored the third rushing TD of his career on a one-yard rush vs. Wake Forest (11/9).
- Caught two passes for 23 yards vs. North Carolina (10/19).
- Made one reception for 27 yards vs. Rhode Island (10/12).
- Had a career-high three catches for 75 yards, including a career-long 67-yard catch at Miami (10/5). Also ran for a one-yard touchdown.
- Made two catches for 10 yards vs. Furman (9/14). Also ran for a three-yard touchdown.
- Had a 20-yard reception vs. Old Dominion (9/7).
- Made first career reception and TD reception at Boston College (8/31), finished with two catches for 22 yards and an 11-yard TD.
- Played in all 13 games in 2018, primarily on special teams.
- Started his first game at tight end vs. Marshall (12/1/18).
- 2017 VHSL 2A Offensive Player of the Year.
- Four-time all-state tight end and a USA Today All-Virginia First-Team selection.
- Two-time first-team all-conference pick as a basketball player.
- Mother, Marcia, played basketball at Brown.
- One of the program's three representatives on Virginia Tech's Student-Athlete Advisory Committee.

CAREER STATS

YEAR	GP/GS	REC	YDS	YPC	LNG	TD
2018	13/1	0	0	0.0	0	0
2019	10/6	18	325	18.1	67	2
TOTALS	23/7	18	325	18.1	67	2

CAREER HIGHS

Receptions	4 at Georgia Tech (11/16/19)
Receiving Yards	90 at Georgia Tech (11/16/19)
Receiving TDs	1(2x) last at Georgia Tech (11/16)
Long Reception	67 at Miami, (10/5/19)
Rushing TDs	1 (3x) last vs. Wake Forest (11/9)

86 NICK GALLO

- TE | 6-4 | 242 | Fr.
Richboro, Pa. (Council Rock South)
- **Played in first career game at Boston College (8/31).**
- A three-star recruit according to 247 Sports' composite ranking.
- Guided Council South Rock to a winning season and a first-round 6A playoff appearance.
- **Younger brother of former Tech OL Eric Gallo (2014-17).**
- Brother PJ played tight end at Maryland.

CAREER STATS

YEAR	GP/GS	REC	YDS	YPC	LNG	TD
2019	8/0	0	0	0.0	0	0

OFFENSIVE LINE

60 SILAS DZANSI

- OL | 6-5 | 321 | R-So.
Woodbridge, Va. (C.D. Hylton/Fork Union)
- Has missed the last two games due to injury.
- Has started eight games at RT in 2019.
- Made his first career start at LT at ODU (9/22/18).
- Made first appearance of the 2018 season vs. William & Mary (9/8).
- Spent the 2016 season at Fork Union Military Academy playing for head coach John Shuman.

CAREER STATS

YEAR	GP/GS
2018	10/4
2019	8/8
TOTALS	18/12

75 ZACHARIAH HOYT

- OL | 6-5 | 305 | R-Jr.
Salem, Va. (Salem)
- Saw reserve action at center vs. Wake Forest (11/9).
- Started in the season opener at Boston College (8/31) before suffering an injury in that contest.
- Started seven games at center in 2018.
- Started at left guard at Old Dominion (9/22/18).
- Made his first career start at Florida State (9/3/18).
- Saw playing time in three games in 2017.
- Played at East Carolina (9/16/17), vs. Old Dominion (9/23/17) and vs. North Carolina (10/21/17).
- **Has owned two 1993 Subaru Imprezas.**
- Majoring in accounting.

CAREER STATS

YEAR	GP/GS
2017	3/0
2018	12/9
2019	3/1
TOTALS	18/10

77 CHRISTIAN DARRISAW

- OL | 6-5 | 311 | So.
Upper Marlboro, Md. (Riverdale Baptist/Fork Union)
- Has started all 10 games at LT in 2019.
- **247 Sports Freshman All-American**
- **Pro Football Focus National Team of the Week - Week 13**
- **ESPN Freshman Midseason All-American**
- Returned to start his third game at left tackle at Duke (9/29/18).
- DNP at Old Dominion (9/22/18) due to injury.

- Started in his first collegiate game at left tackle at Florida State (9/3/18).
- Played for head coach John Shuman in 2017 at Fork Union Military Academy.
- Senior season at Riverdale Baptist earned him a spot on Team Baltimore in the 2016 Maryland Crab Bowl All-Star Game.
- Born in Petersburg, Virginia.

CAREER STATS

YEAR	GP/GS
2018	12/12
2019	10/10
TOTALS	22/22

54 LECITUS SMITH

- OL | 6-3 | 316 | R-So.
Fitzgerald, Ga. (Fitzgerald)
- Started the first six games at LG in 2019. Returned to the starting lineup at Notre Dame (11/2).
- Started vs. Georgia Tech (10/25/18), vs. Boston College (11/3/18) and vs. Cincinnati (12/31/18).
- **Registered his first career start at left guard at North Carolina (10/13/18).**
- Saw extended time at left guard vs. Notre Dame (10/6/18).
- Redshirted as a true freshman in 2017.
- Came to Blacksburg as a tight end.
- 2015 2A first-team all-state by the Atlanta Journal-Constitution.

CAREER STATS

YEAR	GP/GS
2018	11/4
2019	9/9
TOTALS	20/13

52 AUSTIN CANNON

- OL | 6-2 | 323 | R-Jr.
Mechanicsville, Va. (Atlee/Fork Union)
- Made his first career start vs. North Carolina (10/19).
- Played at Boston College (8/31) and at Miami (10/5).
- Came to Tech as a walk-on but earned in a scholarship during 2019 fall camp.
- Played in 12 games in 2018, primarily on special teams.
- Played in three games in 2017.
- Redshirted in 2016.
- Majoring in history.

CAREER STATS

YEAR	GP/GS
2017	3/0
2018	12/0
2019	10/2
TOTALS	25/2

95 LUKE TENUTA

- OL | 6-7 | 315 | R-Fr.
Crozet, Va. (Western Albemarle)
- Earned the first start of his career at RT vs Wake Forest (11/9).
- Blocked a field goal in the fifth OT vs. UNC (10/19).
- Wears No. 95 as part of Tech's jumbo package and wears No. 69 in regular situations.
- Played in first career game at Boston College (8/31).
- Redshirted in 2018.
- 2017 VHSL Class 3A all-state pick.
- Racked up 52.5 tackles and 11 tackles for loss at

- defensive end.
- All-conference, all-district and all-region selection on the offensive line.
- **Father, Jon Tenuta, played football at UVA and is currently coaching safeties at Cincinnati.**
- Father has also been a defensive coordinator at multiple programs including Kansas State, Ohio State, North Carolina, Georgia Tech, Notre Dame and Virginia.

CAREER STATS

YEAR	GP/GS
2019	10/2

61 BRYAN HUDSON

- OL | 6-4 | 315 | Fr.
Georgetown, Ky. (Western Albemarle)
- Made his first career start at center vs. Furman (9/14) and also started vs. Duke (9/27), Miami (10/5), Rhode Island (10/12) and North Carolina (10/19).
- Played in his first career game vs. Old Dominion (9/7).
- A four-star recruit according to 247 Sports' composite ranking.
- Anchored an offensive line that lead Scott County to back-to-back 11-win seasons
- Was a three-time shot put and a two-time discus state champion.

CAREER STATS

YEAR	GP/GS
2019	9/8

57 JOHN HARRIS

- OL | 6-3 | 303 | R-Fr.
Hoschton, Ga. (Mill Creek)
- Made his first career start vs. Old Dominion (9/7).
- Played at RG and C at Boston College (8/31).
- Redshirted in 2018.
- Saw the field against William & Mary (9/8/18) and Notre Dame (10/6/18).
- All-county, all-region and all-state performer for Mill Creek High School and head coach Shannon Jarvis as a senior.

CAREER STATS

YEAR	GP/GS
2018	2/0
2019	5/1
TOTALS	7/1

71 T.J. JACKSON

- OL | 6-6 | 359 | R-Jr.
Cumberland, Va. (Cumberland)
- Started in the season opener at Boston College (8/31).
- Saw action in 11 games in 2018, primarily on special teams.
- Played in two games in 2017.
- Redshirted in 2016.
- **Is a talented musician who can play multiple instruments and was a member of the Virginia Tech Percussion music ensemble.**

CAREER STATS

YEAR	GP/GS
2017	2/0
2018	11/0
2019	7/1
TOTALS	19/1

74 DOUG NESTER

• OL | 6-6 | 315 | Fr.
Huntington, W.Va. (Spring Valley)

- Played and started his first career game vs. Old Dominion (9/7).
- Played for head coach Brad Dingess at Spring Valley High School in Huntington, W.Va.
- A four-star recruit according to 247 Sports' composite ranking.
- Three-time all-state selection
- Also played basketball and threw shot put and discus in track and field.

CAREER STATS

YEAR	GP/GS
2019	9/8

DEFENSIVE LINE

5 JARROD HEWITT

• DL | 6-1 | 288 | R-Jr.
Venice, Fla. (Venice)

- Had 0.5 sacks and three total tackles at Georgia Tech (11/16).
- Registered two total tackles (one solo) vs. Wake Forest (11/9). Also had 0.5 sacks.
- Made two solo stops at Notre Dame (11/2).
- Had five tackles, a career-high 3.0 TFLs and a career-high 2.5 sacks vs. North Carolina (10/19).
- Credited with a quarterback hurry vs. Rhode Island (10/12).
- Made one tackle at Miami (10/5) wearing the Beamer Ball No. 25 jersey.
- Made two tackles vs. Duke (9/27).
- Made four tackles vs. Furman (9/14).
- Finished with a career-high five tackles, 1.0 TFL and a 0.5 sack for his first career sack vs. Old Dominion (9/7).
- Started and made one tackle at Boston College (8/31).
- Started seven games at DT in 2018.
- Returned vs. Miami (11/17/18) and had two tackles and 0.5 TFL.
- DNP vs. Boston College (11/4/18) and at Pitt (11/10/18) due to injury.
- Was a member of Venice High School's weightlifting team and qualified for the state tournament as a junior and senior.

CAREER STATS

YEAR	GP/GS	UA	A	TTL	TFL-YDS	SCK-YDS	PD	QBH
2017	10/0	6	7	13	2.0-4	0.0-0	0	1
2018	11/10	8	7	13	0.5-2	0.0-0	0	1
2019	10/10	10	15	25	5.0-21	4.0-18	0	4
TOTALS	31/20	24	29	53	7.5-27	4.0-18	0	6

CAREER HIGHS

Tackles 5, 2x; last vs. North Carolina, 10/19/19
Tackles for Loss 3.0 vs. North Carolina, 10/19/19
Sacks 2.5 vs. North Carolina, 10/19/19

8 EMMANUEL BELMAR

• DL | 6-2 | 245 | R-Jr.
Suwanee, Ga. (Collins Hill)

- Had two stops at Georgia Tech (11/16) and one quarterback hurry.
- Had two solo tackles including a sack against Wake Forest (11/9).
- Made one tackle at Notre Dame (11/2).
- Tied his career-high with seven tackles and had 0.5 TFL vs. North Carolina (10/19).

- Made two tackles and had three quarterback hurries vs. Rhode Island (10/12).
- Had a sack at Miami (10/5).
- Made five tackles vs. Duke (9/27).
- Set career highs in tackles, 7, and sacks, 1.5, and tied his career high with 1.5 TFLs vs. Furman (9/14).
- Made a career-high 1.5 TFL and five tackles vs. Old Dominion (9/7).
- Racked up five tackles vs. Cincinnati (12/31/18).
- **Had three tackles, 0.5 TFL and recovered the game-sealing fumble in overtime vs. Virginia (11/23/18).**
- DNP at Pitt (11/10/18) due to injury.
- Racked up four tackles and one sack vs. Boston College (11/3/18).
- **Had three tackles, a sack and a forced fumble at North Carolina (10/13/18).**
- Posted three solo tackles at Duke (9/29/18).
- Tallied two tackles at Florida State (9/3/18).

CAREER STATS

YEAR	GP/GS	UA	A	TTL	TFL-YDS	SCK-YDS	PD	QBH
2017	10/1	2	2	4	1.0-1	0.0-0	0	2
2018	12/10	15	14	24	4.0-20	2.0-15	0	5
2019	10/10	15	17	32	5.5-25	4.0-22	0	8
TOTALS	32/21	32	33	65	10.5-46	6.0-37	0	15

CAREER HIGHS

Tackles 7, 2x; last vs. North Carolina, 10/19/19
Tackles for Loss 1.5, 2x; last vs. Furman, 9/14/19
Sacks 1.5 vs. Furman, 9/14/19

45 TYJUAN GARBUTT

• DL | 6-1 | 238 | R-Sr.
Fredericksburg, Va. (Riverbend)

- Had four total tackles at Notre Dame (11/2). Recorded two solo stops, 1.0 TFL and three QB hurries.
- Made four tackles vs. North Carolina (10/19).
- Made four tackles vs. Rhode Island (10/12).
- Made one tackle at Miami (10/5).
- Returned from injury to start at left defensive end vs. Duke (9/27) and set a new career-high with seven tackles, and had 1.5 TFL.
- Started at DE at Boston College (8/31) but left the game due to a shoulder injury.
- Had six tackles vs. Cincinnati (12/31/18).
- Racked up four tackles and a fumble recovery vs. Marshall (12/1/18).
- Tallied four tackles and 1.0 TFL vs. Miami (11/17/18).
- **Had 3.0 TFL in his first career start at Pitt (11/10/18).**
- Posted two tackles and 0.5 TFL vs. Notre Dame (10/6/18).
- Had two tackles and 1.0 TFL at Duke (9/29/18).
- **Registered his first career sack and racked up three tackles at Florida State (9/3/18).**
- Redshirted in 2017.
- Consensus four-star recruit as rated by ESPN, Scout and 247Sports.

CAREER STATS

YEAR	GP/GS	UA	A	TTL	TFL-YDS	SCK-YDS	PD	QBH
2018	13/5	18	13	31	6.5-29	1.0-8	0	2
2019	8/8	12	12	24	3.0-7	0.5-4	0	8
TOTALS	21/13	30	25	55	9.5-36	1.5-12	0	10

CAREER HIGHS

Tackles 7 vs. Duke, 9/28/19
Sacks 1.0 at Florida State, 9/3/18
Tackles for Loss 3.0 (2x) last at Notre Dame, 11/2/19

90 JAEVON BECTON

• DL | 6-4 | 255 | R-Fr.
Virginia Beach, Va. (Ocean Lakes)

- Was in on three stops at Georgia Tech (11/19)
- Made two stops against Wake Forest (11/9).
- Made his first career start vs. Old Dominion (9/7).
- Played in first career game and made three tackles at Boston College (8/31).
- Redshirted in 2018.
- Earned first-team all-state and first-team All-USA accolades following his play in 2017.

CAREER STATS

YEAR	GP/GS	UA	A	TTL	TFL-YDS	SCK-YDS	PD	QBH
2019	8/1	5	5	10	0.5-2	0.0-0	0	1

CAREER HIGHS

Tackles 3 (2x) last at Georgia Tech, 11/16/19

36 DASHAWN CRAWFORD

• DL | 6-0 | 290 | Jr.
Bay Springs, Miss. (Bay Springs/Jones County JC)

- Registered 1.5 sacks and three total tackles at Georgia Tech (11/16).
- ACC Defensive Lineman of the Week (11/11).
- Recorded the first interception of his career vs Wake Forest (11/9).
- Had four tackles (three solo) vs the Deacons.
- Registered two solo stops at Notre Dame (11/2).
- Did not play due to injury vs. Rhode Island (10/12) and North Carolina (10/19).
- Made one tackle at Miami (10/5).
- Set a new career high in tackles with five vs. Duke (9/27).
- Had his first career sack, three tackles and tied his career high with 1.0 TFL vs. Furman (9/14).
- Started first career game vs. Boston College, made three tackles, including one tackle for a loss (8/31).
- Had 38 tackles, 15 TFL and 2.5 sacks at Jones County in 2018.
- Racked up 243 total tackles and 16 sacks in high school.
- Was a second-team all-state selection in 2015 and 2016.
- 2A Defensive Player of the Year as a senior.

CAREER STATS

YEAR	GP/GS	UA	A	TTL	TFL-YDS	SCK-YDS	PD	QBH
2019	8/8	12	9	21	3.5-27	2.5-26	0	2

CAREER HIGHS

Tackles 5 vs. Duke, 9/28/19
Tackles for Loss 1.5, at Georgia Tech, 11/16/19
Sacks 1.5, at Georgia Tech, 11/16/19

96 NORELL POLLARD

• DL | 6-0 | 265 | Fr.
Apopka, Fla. (Wekiva)

- Made a solo stop at Georgia Tech (11/16).
- Had two stops against Wake Forest (11/9).
- Made one stop at Notre Dame (11/2).
- Had career-highs in tackles (5), TFLs (2.0) and sacks (2.0) vs. North Carolina (10/19).
- Made his first career start vs. Rhode Island (10/12) and had one tackle and one quarterback hurry.
- Had his first career sack and two tackles at Miami (10/5).

- Made one tackle vs. Duke (9/27).
- Made three tackles vs. Old Dominion (9/7).
- Made four tackles in first career game at Boston College (8/31).
- A three-star recruit according to 247 Sports' composite ranking.
- Registered 13.0 sacks as a junior.
- 2017 third-team all-state selection by Florida HS Football.

CAREER STATS

YEAR	GP/GS	UA	A	TTL	TFL-YDS	SCK-YDS	PD	QBH
2019	10/2	8	12	19	1.0-20	3.0-18	0	2

CAREER HIGHS

- Tackles** 5 vs. North Carolina, 10/19/19
- Tackles For Loss** 2.0 vs. North Carolina, 10/19/19
- Sacks** 2.0 vs. North Carolina, 10/19/19

93 MARIO KENDRICKS

- DL | 6-0 | 293 | Fr.
- Kissimmee, Fla. (Osceola)

- Made one tackle at Georgia Tech (11/16).
- Was in on two tackles vs Wake Forest (11/9).
- Had one stop at Notre Dame (11/2).
- Credited with a quarterback hurry vs. North Carolina (10/19).
- Had a 0.5 sack for a loss of five yards vs. Rhode Island (10/12).
- Had a sack at Miami (10/5).
- Had a TFL for eight yards vs. Furman (9/14).
- Recorded a 0.5 sack, first of his career, 0.5 TFL and made two tackles vs. Old Dominion (9/7).
- Made two tackles including one for loss in first career game at Boston College (8/31).
- A three-star recruit according to 247 Sports' composite ranking.
- Had 16.0 sacks, an interception and averaged three tackles per game as a junior.
- Enjoys fishing in his spare time.

CAREER STATS

YEAR	GP/GS	UA	A	TTL	TFL-YDS	SCK-YDS	PD	QBH
2019	10/0	7	4	10	4.0-21	2.0-10	0	1

CAREER HIGHS

- Tackles** 2, 2x; last vs. Old Dominion, 9/7/19
- Tackles for Loss** 1.0, 3x; last at Miami, 10/5/19
- Sacks** 1.0 at Miami, 10/5/19

58 JOSH FUGA

- DL | 6-2 | 308 | Fr.
- Woodbridge, Va. (Freedom)

- A three-star recruit according to 247 Sports' composite ranking.
- Named first-team offensive and defensive lineman and the Defensive Player of the Year by InsideNOVA.
- Named Defensive Player of the Year and all-region by UltimateRecruit.com.

CAREER STATS

YEAR	GP/GS	UA	A	TTL	TFL-YDS	SCK-YDS	PD	QBH
2019	1/0	0	0	0	0-0	0-0	0	0

46 ELI ADAMS

- DL | 5-11 | 240 | R-Fr.
- Rock Hill, S.C. (South Pointe)

- Made one tackle vs. North Carolina (10/19).
- Made two tackles vs. Rhode Island (10/12).
- Had one tackle at Miami (10/5).
- Had 0.5 TFL for one yard vs. Duke (9/27).
- Made his first career start and made a career-high seven tackles vs. Furman (9/14).
- Recorded his first career TFL and made a tackle vs. Old Dominion (9/7).
- Made first two career tackles at Boston College (8/31).
- Redshirted in 2018.
- Played in three games against Boston College (11/3/18), Virginia (11/23/18) and Marshall (12/1/18).
- **Father's cousin, Jeff Burris, was an All-American safety at Notre Dame, a first-round NFL Draft pick of the Buffalo Bills who played 10 seasons in the NFL.**

CAREER STATS

YEAR	GP/GS	UA	A	TTL	TFL-YDS	SCK-YDS	PD	QBH
2018	3/0	0	0	0	0-0	0-0	0	0
2019	9/2	4	11	15	1.5-3	0.0-0	0	2
TOTALS	12/2	4	11	15	1.5-3	0.0-0	0	2

CAREER HIGHS

- Tackles** 7 vs. Furman, 9/14/19
- Tackles for Loss** 1.0 vs. Old Dominion, 9/7/19

41 JAYLEN GRIFFIN

- DL | 6-1 | 260 | R-So.
- Rome, Ga. (Rome)

- Made one solo stop at Notre Dame (11/2).
- Had three tackles, 1.5 sacks and recovered a fumble at Miami (10/5).
- Made three tackles and 0.5 TFL vs. Duke (9/28).
- Made one tackle vs. Furman (9/14).
- Set career-highs in tackles (four), TFLs (1.0) and sacks (1.0) vs. Old Dominion (9/7).
- Made two tackles at Boston College (8/31).
- Played in eight games in 2018.
- Registered a tackle vs. William & Mary (9/8/18).
- Redshirted in 2017.
- First-team 5A All-State by the Georgia Sportswriters.
- Honorable Mention 5A All-State by the Atlanta Journal-Constitution.

CAREER STATS

YEAR	GP/GS	UA	A	TTL	TFL-YDS	SCK-YDS	PD	QBH
2018	8/0	0	1	1	0.0-0	0.0-0	0	0
2019	9/0	7	7	14	3.0-15	2.5-15	0	1
TOTALS	17/0	7	8	15	3.0-15	2.5-15	0	1

CAREER HIGHS

- Tackles** 4 vs. Old Dominion, 9/7/19
- Tackles for Loss** 1.5 at Miami, 10/5/19
- Sacks** 1.5 at Miami, 10/5/19

LINEBACKERS

23 RAYSHARD ASBHY

- LB | 5-10 | 237 | Jr.
- Chesterfield, Va. (L.C. Bird)

- Leads Tech with 92 tackles to rank third the ACC. His 13.0 TFL are fifth-most in the conference.
- Made five tackles at Georgia Tech (11/16)
- Had two stops vs. Wake Forest (11/9) and was sidelined for much of the game due to injury.
- Made 13 stops at Notre Dame (11/2) including 11 solo tackles.
- Also registered 3.0 TFL and forced a fumble which led to

- a 98-yard fumble return TD by S Divine Deablo.
- Led the team with a career-high 18 tackles vs. North Carolina (10/19). Also 2.0 TFLs and a 0.5 sack.
- Led the team with eight tackles vs. Rhode Island (10/12).
- Had 11 tackles, 2.0 TFLs and one sack at Miami (10/5).
- Made eight tackles and 1.5 TFL vs. Duke (9/27).
- Made four tackles, had a TFL and a 0.5 sack vs. Furman (9/14).
- Made a team-high 10 tackles vs. Old Dominion (9/7).
- Led Tech with 13 tackles, 3.5 TFL and 1.0 sack at Boston College (8/31).
- 2018 All-ACC Honorable Mention
- Led the team and tied for third in the ACC with 105 total tackles in 2018.
- Tied for second on the squad with 9.5 TFL.
- Was the Hokies' top tackler in six games.
- Led Tech with 15 tackles and had 1.0 TFL and a forced fumble vs. Marshall (12/1/18).
- Had eight tackles and recovered a fumble vs. Virginia (11/23/18).
- Posted 14 tackles and 1.0 TFL vs. Miami (11/17/18).
- Racked up 11 tackles and had his first career sack vs. Georgia Tech (10/25/18).
- Had 11 tackles to lead the team including 1.0 TFL at North Carolina (10/13/18).
- Registered 2.0 TFL for the second time this season vs. Notre Dame (10/6/18).
- Racked up a career-high 15 tackles and had a PBU at Duke (9/29/18).
- Posted nine tackles, a PBU and 1.0 TFL at Old Dominion (9/22/18).
- ACC Linebacker of the Week (9/4/18).
- Posted seven tackles, 2.0 TFL and forced a fumble in his first career start at Florida State (9/3/18).

CAREER STATS

YEAR	GP/GS	UA	A	TTL	TFL-YDS	SCK-YDS	INT	BU	PD
2017	13/0	0	0	0	0.0-0	0.0-0	0	0	0
2018	12/11	57	48	105	9.5-35	1.0-5	0	2	2
2019	10/10	48	44	92	13.0-43	3.0-21	0	1	1
TOTALS	35/21	105	92	197	22.5-78	4.0-26	0	3	3

CAREER HIGHS

- Tackles** 18 vs. North Carolina, 10/19/19
- Tackles for Loss** 3.5 vs. Boston College, 8/31/19
- Sacks** 1.0, 3x; last at Miami, 10/5/19

4 DAX HOLLIFIELD

- LB | 6-1 | 232 | So.
- Shelby, N.C. (Shelby)

- Is tied for second in the ACC with teammate CB Jermaine Waller with three interceptions.
- Made three tackles including 1.0 for loss and intercepted a pass for the third straight game at Georgia Tech (11/19).
- Had six tackles and two quarterback hurries against Wake Forest (11/9). Also intercepted a pass for the second straight game.
- Recorded seven tackles at Notre Dame (11/2) and his first career interception.
- Made six tackles vs. North Carolina (10/19).
- Had five tackles vs. Rhode Island (10/12).
- Made one tackle at Miami (10/5).
- Made four tackles vs. Duke (9/27).
- Made a team-high 10 tackles and forced a fumble vs. Furman (9/14).
- Made eight tackles vs. Old Dominion (9/7).
- Made four tackles at Boston College (8/31).

- Had three tackles and forced a fumble vs. Cincinnati (12/31/18).
- Posted nine tackles vs. Marshall (12/1/18).
- Had six tackles, 1.0 TFL, a pass breakup and a fumble recovery vs. Virginia (11/23/18).**
- Racked up six tackles, 1.0 sack and 3.0 TFL vs. Miami (11/17/18).
- Recorded his first career sack at Pitt (11/10/18).
- Started in place of an injured LB Dylan Rivers and posted had 10 tackles vs. Boston College (11/3/18).**
- Posted six tackles vs. Georgia Tech (10/25/18).
- Racked up seven tackles and 1.0 TFL at North Carolina (10/13/18).
- Pro Football Focus ACC Team of the Week (10/18/18)**
- Tallied two tackles and 0.5 TFL at Duke (9/29/18).
- Had five tackles and 1.5 TFL vs. William & Mary (9/8/18).
- Turned in 150 tackles, 32 tackles for loss, eight sacks, two forced fumbles and one fumble recovery as a senior.
- 2018 U.S. Army All-American.
- 2017 MaxPreps.com All-American.
- Four-time NC Preps All-State selection and the Charlotte Observer's All-Region Defensive Player of the Year.
- Is an avid welder.**

CAREER STATS

YEAR	GP/GS	UA	A	TTL	TFL-YDS	SCK-YDS	INT	BU	PD
2018	13/6	27	35	62	8.0-35	2.0-15	0	1	1
2019	10/10	15	38	53	3.5-10	1.0-1	3	0	3
TOTALS	23/16	42	73	115	11.5-45	3.0-16	3	1	4

CAREER HIGHS

Tackles	10, 2x; last vs. Furman, 9/14/19
Tackles for Loss	3.0 vs. Miami, 11/17/18
INTS	1, 3x; last at Georgia Tech, 11/16/19
Sacks	1.0, 2x; last vs. Miami, 11/17/18

44 DYLAN RIVERS

• LB | 6-1 | 237 | Jr.

Sherando, Va. (Sherando)

- Made one tackle at Georgia Tech (11/16).
- Made one tackle at Miami (10/5).
- Wore Frank Beamer's No. 25 jersey for the first time in his career vs. Furman (9/14).**
- Made one tackle vs. Old Dominion (9/7).
- Had two tackles and registered his first career interception vs. Cincinnati (12/31/18).
- DNP vs. Boston College (11/3/18) and at Pitt (11/10/18) due to injury.
- Posted a sack and three tackles at North Carolina (10/13/18).
- Had two QB hurries, seven tackles and 0.5 TFL at Duke (9/29/18).
- Led the team with nine tackles and had a half sack at Old Dominion (9/22/18).
- Racked up seven tackles in his first career start at Florida State (9/3/18).
- Appeared in seven games on special teams in 2017.
- Recorded two tackles against Oklahoma State in the Camping World Bowl (12/28/17).
- A consensus four-star recruit as rated by ESPN, Scout and 247Sports.
- No. 1 linebacker in Virginia by Scout, the No. 7 player in the state by 247Sports and the No. 14 player in the state by ESPN.

CAREER STATS

YEAR	GP/GS	UA	A	TTL	TFL-YDS	SCK-YDS	INT	BU	PD
2017	7/0	2	1	3	0.0-0	0.0-0	0	0	0
2018	10/7	17	18	35	2.0-8	1.5-8	1	1	2
2019	10/0	2	1	2	0-0	0-0	0	0	0
TOTALS	27/7	21	20	40	2.0-8	1.5-8	1	1	2

CAREER HIGHS

Tackles	9 at Old Dominion, 9/22/18
Tackles for Loss	1.0 at North Carolina, 10/13/18
Sacks	1.0 at North Carolina, 10/13/18

34 ALAN TISDALE

• LB | 6-3 | 220 | R-Fr.

Greensboro, N.C. (Page)

- Registered three tackles and 2.0 sacks for 13 yards at Georgia Tech (11/16).
- Made two stops, including 0.5 TFL against Wake (11/9).
- Was in on four tackles at Notre Dame (11/2).
- Made one tackle vs. North Carolina (10/19).
- Had his first career sack, a career-high 2.0 TFLs and four tackles vs. Rhode Island (10/12).
- Had a career-high nine tackles at Miami (10/5).
- Had seven tackles and had his first career TFL vs. Duke (9/27).
- Made one tackle vs. Old Dominion (9/7).
- Made five tackles in first career game at Boston College (8/31).
- Redshirted in 2018.
- Accumulated 112 tackles, 17.5 tackles for loss, three sacks and two interceptions as a senior at Page.
- Three-time all-state, all-area and all-conference selection.

CAREER STATS

YEAR	GP/GS	UA	A	TTL	TFL-YDS	SCK-YDS	INT	BU	PD
2019	10/0	17	19	36	5.5-26	3.0-22	0	3	3

CAREER HIGHS

Tackles	9 at Miami, 10/5/19
Tackles for Loss	2.0 (2x) last at Georgia Tech, 11/16/19
Sacks	2.0 at Georgia Tech, 11/16/19

15 KESHON ARTIS

• LB | 6-0 | 235 | So.

Chesapeake, Va. (Oscar Smith)

- Made one tackle vs. Duke (9/27).
- Made one tackle at Boston College (8/31).
- Played in 11 games in 2018.
- Had a key role on special teams.
- Recorded a tackle vs. Marshall (12/1/18).
- Was a two-time first team all-state linebacker and the 2016 6A South Region Player of the Year.
- Family cousin, Kenny Easley, was a five-time Pro Bowl selection with the Seattle Seahawks and was voted into the Pro Football Hall of Fame in 2017.**
- Majoring in business information technology.

CAREER STATS

YEAR	GP/GS	UA	A	TTL	TFL-YDS	SCK-YDS	INT	BU	PD
2019	4/0	2	0	2	0-0	0-0	0	0	0

CAREER HIGHS

Tackles	1, 2x; last vs. Duke, 9/28/19
----------------	-------------------------------

38 AMARÉ BARNO

• LB | 6-6 | 235 | Jr.

Blythewood, S.C. (Westwood/Butler CC)

- Saw his first action for the Hokies at Georgia Tech (11/16).
- Played for head coach Tim Schaffner at Butler Community College in El Dorado, Kan.
- Tallied 66 tackles, 14 TFL and 4.5 sacks in 2018 at Butler.
- Tallied 91 total tackles (52 solo), 5.5 sacks, two INTs and three forced fumbles in his career.
- Tech's tallest player on the defensive side of the ball.**

CAREER STATS

YEAR	GP/GS	UA	A	TTL	TFL-YDS	SCK-YDS	INT	BU	PD
2019	1/0	0	0	0	0-0	0-0	0	0	0

DEFENSIVE BACKS

1 REGGIE FLOYD

• DB | 6-0 | 222 | Sr.

Manassas, Va. (Stonewall Jackson)

- Had eight tackles in the win over Wake Forest (11/9).
- Made seven stops, six solo at Notre Dame (11/2).
- Made two tackles and broke up a pass vs. North Carolina (10/19).
- Made five tackles vs. Rhode Island (10/12). Was ejected for targeting in the second half.
- Had four tackles and a career-high four pass breakups at Miami (10/5).
- Had eight tackles and 0.5 TFL vs. Duke (9/27).
- Made five tackles and had 0.5 TFL vs. Furman (9/14).
- Made four tackles vs. Old Dominion (9/7).
- Made nine tackles and broke up a pass at Boston College (8/31).
- Ranked second on the squad with 88 total tackles and tied for second with 9.5 TFL in 2018.
- Led the Hokies with eight tackles vs. Cincinnati (12/31/18).
- Had six tackles and 0.5 TFL vs. Virginia (11/23/18).
- Finished second on the team with 11 tackles vs. Miami (11/17/18).
- Posted a team-high six tackles and 1.5 TFL at Pitt (11/10/18).
- Had six tackles and 0.5 TFL vs. Boston College (11/3/18).
- Ranked second on the team with nine tackles at North Carolina (10/13/18).
- Racked up seven tackles and picked off his second pass of the season vs. Notre Dame (10/6/18).
- ACC Defensive Back of the Week (10/1/18).**
- Had eight tackles, 2.5 TFL, an interception and a PBU at Duke (9/29/18).
- Tallied seven tackles and 2.0 TFL vs. William & Mary (9/8/18).**
- Led the Hokies with nine tackles to go along with 2.0 TFL at Florida State (9/3/18).

CAREER STATS

YEAR	GP/GS	UA	A	TTL	TFL-YDS	SCK-YDS	INT	BU	PD
2016	12/0	0	1	1	0.5-7	0.5-7	0	0	0
2017	13/12	44	28	72	3.0-9	0.0-0	3	1	4
2018	13/13	56	32	80	9.5-17	0.0-0	2	1	3
2019	10/8	28	24	52	1.0-1	0.0-0	0	6	6
TOTALS	48/33	128	85	213	14.0-34	0.5-7	5	8	13

CAREER HIGHS

Tackles 11 vs. Miami, 11/17/18
Tackles for Loss 2.5 at Duke, 9/29/18
Sacks 0.5 vs. East Carolina, 9/24/16
Interceptions 1, 5x; last vs. Notre Dame, 10/6/18
Pass Breakups 3 at Miami, 10/5/19

17 DIVINE DEABLO

• DB | 6-3 | 223 | R-Jr.
 Winston-Salem, N.C. (Mount Tabor)

•Had three solo tackles and broke up a pass at Georgia Tech (11/16).
 •Had nine tackles (four solo) against Wake Forest (11/9).
 •Scored the first touchdown of his career on a 98-yard fumble return at Notre Dame (11/2).
 •Also recorded his first interception of the season against the Irish and made five solo tackles.
 •Made eight tackles and had 1.5 TFLs vs. North Carolina (10/19).
 •Had two tackles vs. Rhode Island (10/12).
 •Made five tackles, broke up a pass and forced a fumble at Miami (10/5).
 •Made seven tackles vs. Duke (9/27).
 •Made eight tackles wearing the Beamer No. 25 jersey vs. Old Dominion (9/7).
 •Made 10 tackles and 0.5 TFL at Boston College (8/31).
 •Posted four tackles and 1.0 TFL wearing the Beamer No. 25 jersey at Pitt (11/10/18).
 •Registered a career-high 14 tackles, 1.0 TFL, one pass breakup and a fumble recovery vs. Boston College (11/3/18).
 •Racked up eight tackles and 0.5 TFL vs Georgia Tech (10/25/18).
 •DNP vs. Notre Dame (10/6/18) due to injury.
 •DNP at Old Dominion (9/22/18) due to injury.
 •Had four tackles and 2.0 TFL at Florida State (9/3/18).
 •Played in four games at safety in 2017.
 •Suffered an injury vs. Old Dominion (9/23/17) and received a medical hardship waiver.
 •Played in all 14 games as a true freshman, making four tackles and forcing a fumble on special teams while working at wide receiver.
 •Named after his great-grandfather, an American Indian.
 •First name was intended to “even out” his last name, pronounced like the Spanish word for devil.

CAREER STATS

YEAR	GP/GS	UA	A	TTL	TFL-YDS	SCK-YDS	INT	BU	PD
2016	14/0	2	2	4	0.0-0	0.0-0	0	0	0
2017	4/0	6	2	8	1.5-6	0.5-5	1	3	4
2018	11/11	35	20	55	4.5-21	0.0-0	0	2	2
2019	10/10	33	27	60	4.5-19	0.0-0	1	2	3
TOTALS	39/21	76	51	127	10.5-46	0.5-5	2	7	9

CAREER HIGHS

Tackles 14 vs. Boston College, 11/3/18
Tackles for Loss 2.0 at Florida State, 9/3/18
Sacks 0.5 at East Carolina, 9/16/17
Interceptions 1, (2x) last at. Notre Dame, 11/2/19
Pass Breakups 2 at East Carolina, 9/16/17

26 JOVONN QUILLEN

• DB | 6-0 | 188 | Sr.
 Hampton, Va. (Hampton)

•Had two tackles vs. Wake Forest (11/9).
 •Made one tackle on special teams at Notre Dame (11/2).
 •Had five tackles vs. Rhode Island (10/12).

•Made one tackle at Miami (10/5).
 •Made one tackle vs. Duke (9/27).
 •Made two tackles vs. Furman (9/14).
 •Had six tackles vs. Cincinnati (12/31/18).
 •Tallied three tackles and a PBU vs. Marshall (12/1/18).
•Had two tackles, a PBU and recovered a blocked punt for a TD, the first of his career, vs. Virginia (11/23/18).
 •Had a career-high eight tackles, 0.5 TFL and a pass breakup vs. Boston College (11/3/18).
 •Recovered a fumble in the fourth quarter that set up the game-winning TD drive at North Carolina (10/13/18). Also made a TD-saving tackle after an 80-yard catch earlier in the drive.
 •Had six tackles and his first career sack vs. Notre Dame (10/6/18).
 •Wore the No. 25 for the second time in his career at Old Dominion (9/22/18).
 •Partially blocked a punt wearing Frank Beamer's No. 25 at Virginia (11/24/17).
 •Made three tackles on special teams and blocked a punt vs. Pitt (11/18/17).

CAREER STATS

YEAR	GP/GS	UA	A	TTL	TFL-YDS	SCK-YDS	INT	BU	PD
2016	11/0	1	2	3	0.0-0	0.0-0	0	0	0
2017	11/0	3	2	5	0.0-0	0.0-0	0	1	1
2018	12/1	24	15	42	1.5-4	1.0-3	0	4	4
2019	8/1	6	7	13	0.5-1	0.0-0	0	0	0
TOTALS	42/3	37	26	63	2.0-5	1.0-3	0	5	5

CAREER HIGHS

Tackles 8 vs. Boston College, 11/3/18
Pass Breakups 1, 5x; last vs. Marshall, 12/1/18

3 CALEB FARLEY

• DB | 6-2 | 207 | R-So.
 Hickory, N.C. (Maiden)

•Leads the ACC with 15 passes defensed.
Tied for the ACC with four interceptions
 •Scored his first career touchdown on a 17-yard interception return at Georgia Tech (11/16).
 •Had two tackles vs. Wake Forest (11/9). He also broke up a pass.
 •Made three solo tackles at Notre Dame (11/2).
 •Broke up a career-high four passes vs. North Carolina (10/19).
 •Made two tackles and broke up a pass vs. Rhode Island (10/12).
 •Tied his career-high with two interceptions at Miami (10/5).
 •Leads the ACC with eight passes defensed.
 •Had an interception, one pass breakup and three tackles vs. Furman (9/14).
 •Made three tackles vs. Old Dominion (9/7).
 •Made four tackles and broke up two passes at Boston College (8/31).
 •Named an honorable mention pick for the Mayo Clinic Comeback Player of the Year Award.
 •Tallied three tackles and two PBUs vs. Virginia (11/23/18).
 •Had four tackles at Pitt (11/10/18).
 •Racked up four tackles and two PBUs vs. Boston College (11/4/18).
•Had three tackles, a pass breakup and a 32-yard kick off return at North Carolina (10/13/18).
•ACC Defensive Back of the Week (9/4/18)
•Had a sack and two interceptions in his first collegiate game at Florida State (9/3/18).
 •Redshirted in 2017 after suffering a knee injury during

fall camp.
 •Second team all-state quarterback behind teammate Hendon Hooker.
 •His 58 total touchdowns in a single season ranks third in North Carolina history.
 •Was a 100-meter state champion in North Carolina.

CAREER STATS

YEAR	GP/GS	UA	A	TTL	TFL-YDS	SCK-YDS	INT	BU	PD
2018	13/12	29	7	36	1.0-2	1.0-2	2	7	9
2019	10/10	14	5	19	0.0-0	0.0-0	4	11	14
TOTALS	23/22	43	12	55	1.0-2	1.0-2	6	18	23

CAREER HIGHS

Tackles 4, 5x; last vs. Boston College, 8/31/19
Tackles for Loss 1.0 at Florida State, 9/3/18
Sacks 1.0 at Florida State, 9/3/18
Interceptions 2, 2x; last at Miami, 10/5/19
Pass Breakups 4 vs. North Carolina, 10/19/19

18 TYREE RODGERS

• DB | 6-1 | 180 | R-Jr.
 Camden, N.J. (Camden Catholic)

•Made one tackle at Georgia Tech (11/16).
•Wore Frank Beamer's No. 25 and made one tackle at Boston College (8/31).
 •Had 1.0 TFL vs. Marshall (12/1/18).
 •Had three solo tackles at Pitt (11/10/18).
 •Posted three tackles and forced a fumble in the fourth quarter at the goal line that set up the game-winning TD drive at North Carolina (10/13/18).
•Had a career-high six tackles in his first career start vs. Notre Dame (10/6/18).
 •Played in seven games as a redshirt freshman, primarily on special teams.

CAREER STATS

YEAR	GP/GS	UA	A	TTL	TFL-YDS	SCK-YDS	INT	BU	PD
2017	7/7	0	0	0	0.0-0	0.0-0	0	0	0
2018	12/3	11	7	18	1.0-3	0.0-0	0	0	0
2019	9/0	2	0	2	0.0-0	0.0-0	0	0	0
TOTALS	28/3	13	7	20	1.0-3	0.0-0	0	0	0

CAREER HIGHS

Tackles 6 vs. Notre Dame, 10/6/18
Tackles for loss 1.0 vs. Marshall, 12/1/18

7 DEVON HUNTER

• DB | 6-0 | 227 | R-So.
 Chesapeake, Va. (Indian River)

•Had two solo stops at Georgia Tech (11/16).
 •Made one tackle vs. Wake Forest (11/9).
 •Started at Notre Dame (11/2).
 •Made his first start of 2019 at Rover vs. North Carolina (10/19), making a career-best eight tackles.
 •Made one tackle vs. Duke (9/27).
 •Made one tackle vs. Furman (9/14).
 •Played in four games before redshirting in 2018.
 •Made one stop in the season-opener at Florida State (9/3/18).
 •Started and recorded five tackles and a sack at Old Dominion (9/22/18).
 •Played in 10 games in 2017.
 •A five-star recruit as rated by Scout and a four-star by ESPN and 247Sports.
 •Rated as the No. 1 safety in the state by Scout and the No. 3 player in the state by ESPN and 247Sports.
 •Selected to play in the U.S. Army All-American Bowl.

CAREER STATS

YEAR	GP/GS	UA	A	TTL	TFL-YDS	SCK-YDS	INT	BU	PD
2017	10/0	0	1	1	0.0-0	0.0-0	0	0	0
2018	4/1	4	4	8	1.0-1	1.0-1	0	0	0
2019	10/2	8	5	13	0-0	0.0-0	0	0	0
TOTALS	24/3	12	10	22	1.0-1	1.0-1	0	0	0

CAREER HIGHS

Tackles	8 vs. North Carolina, 10/19/19
Tackles for Loss	1.0 at Old Dominion, 9/22/18
Sacks	1.0 at Old Dominion, 9/22/18

22 CHAMARRI CONNER

• DB | 6-0 | 211 | So.

Jacksonville, Fla. (Trinity Christian Academy)

- Leads Tech with 5.0 sacks and ranks second with 8.5 TFL.
- Led the Hokies with seven solo tackles at Georgia Tech (11/16) and had 2.0 tackles for loss.
- Made two tackles and registered 1.5 TFL against Wake Forest (11/9).
- Made nine tackles and broke up a pass vs. North Carolina (10/19).
- Had three tackles, a sack (-14 yards) and broke up two passes vs. Rhode Island (10/12).
- Made five tackles, broke up a career-high three passes and forced a fumble at Miami (10/5).
- Made five tackles and broke up a pass vs. Duke (9/27).
- Made a career-high eight tackles and had a sack vs. Furman (9/14).
- Recorded his first career sack, first two career TFLs and made four tackles vs. Old Dominion (9/7).
- Made five tackles in first career start at Boston College (8/31).
- Had four tackles vs. Marshall (12/1/18).
- Wore Frank Beamer's No. 25 at North Carolina (10/13/18).
- Racked up five tackles - including three solo stops - vs. William & Mary (9/8/18).
- Led Trinity Christian Academy to a 9-4 record as at the 5A level as a senior, following four-straight 3A titles.
- A ballhawk safety who tallied 107 tackles, including 58 solo stops, 1.5 sacks, one forced fumble and one fumble recovery.

CAREER STATS

YEAR	GP/GS	UA	A	TTL	TFL-YDS	SCK-YDS	INT	BU	PD
2018	13/0	8	5	13	0.0-0	0.0-0	0	0	0
2019	10/10	34	14	48	8.5-64	5.0-51	0	7	7
TOTALS	23/10	42	19	61	8.5-64	5.0-51	0	7	7

CAREER HIGHS

Tackles	8 vs. Furman, 9/14/19
Tackles for Loss	2.0 (2x) last at Georgia Tech, 11/16/19
Sacks	1.0, 4x; last vs. Rhode Island, 10/12/19
Breakups	3 at Miami, 10/5/19

9 KHALIL LADLER

• DB | 5-11 | 190 | R-Jr.

Stone Mountain, Ga. (IMG Academy)

- Recorded four tackles at Georgia Tech (11/16).
- Wore Frank Beamer's No. 25 at Georgia Tech (11/16).
- Made one stop against Wake Forest (11/9).
- Registered five solo tackles at Notre Dame (11/2).
- Made two tackles and broke up a pass vs. North Carolina (10/19).
- Made one tackle vs. Duke (9/27).
- Made one tackle vs. Furman (9/14).

- Had a pass breakup, five tackles and forced two fumbles vs. Cincinnati (12/31/18).
- Had a career-high 12 tackles vs. Georgia Tech (10/25/18).
- Had eight tackles and a fumble recovery at North Carolina (10/13/18).
- Led the team with nine tackles and had his first career sack vs. Notre Dame (10/6/18).
- Had six tackles and a pass breakup at Duke (9/29/18).
- Registered four tackles and 1.5 TFL vs. William & Mary (9/8/18).
- Had two tackles, 1.0 TFL, a fumble recovery and a pass breakup at Florida State (9/3/18).

CAREER STATS

YEAR	GP/GS	UA	A	TTL	TFL-YDS	SCK-YDS	INT	BU	PD
2017	13/2	4	8	12	2.0-2	0.0-0	0	1	1
2018	13/11	40	26	66	4.5-16	1.0-8	0	3	3
2019	10/0	10	7	17	0.0-0	0.0-0	0	1	1
TOTALS	36/13	54	41	95	6.5-18	1.0-8	0	5	5

CAREER HIGHS

Tackles	12 vs. Georgia Tech, 10/25/18
Tackles for Loss	1.5, 2x; last vs William & Mary, 9/8/18
Pass Breakups	1, 4x; last vs. North Carolina, 10/19/19

28 JERMAINE WALLER

• DB | 6-1 | 180 | So.

Washington, D.C. (Avalon School)

- Made five tackles at Georgia Tech (11/16).
- Is tied along with teammate LB Dax Hollifield for fourth in the ACC with three interceptions.
- Made four tackles and broke up a pass vs Wake (11/9).
- Made two tackles and broke up a pass vs. North Carolina (10/19).
- Had a career-high three pass breakups and made two tackles vs. Rhode Island (10/12).
- Had five tackles, 0.5 sack and a career-high two interceptions at Miami (10/5).
- Made four tackles and 1.0 TFL for three yards vs. Duke (9/27).
- Started and made two tackles vs. Furman (9/14).
- Made his first career start and had a career-high seven tackles and his first career sack vs. Old Dominion (9/7).
- Had first career interception and a career-high six tackles at Boston College (8/31).
- Posted a pass breakup vs. Marshall (12/1/18).
- Forced a fumble at Pitt (11/10/18).
- Had two tackles at Old Dominion (9/22).
- Registered his first career tackle at Florida State (9/3).
- Threw for more than 2,600 yards and 24 touchdowns as a quarterback before at Archbishop Carroll.
- Tallied six interceptions as a junior and was on The Washington Post's All-Met preseason watch list in 2017.

CAREER STATS

YEAR	GP/GS	UA	A	TTL	TFL-YDS	SCK-YDS	INT	BU	PD
2018	12/0	7	0	7	0.0-0	0.0-0	0	1	1
2019	10/8	29	10	39	2.5-18	1.5-15	3	5	8
TOTALS	22/8	36	10	46	2.5-18	1.5-15	3	6	9

CAREER HIGHS

Tackles	7 vs. Old Dominion, 9/7/19
Tackles for Loss	1.0, 2x; last vs. Duke, 9/28/19
Sacks	1.0 vs. Old Dominion, 9/7/19
Pass Breakups	3 vs. Rhode Island, 10/12/19
Interceptions	2 at Miami, 10/5/19

2 JEREMY WEBB

• DB | 6-4 | 205 | R-Jr.

East Mims, Fla. (Stevenson/ASA College)

- Made one tackle at Georgia Tech (11/16).
- Expected to see playing time after recovering from two separate Achilles tendon tears in 2018.
- 2017 first-team Northeast Football All-Conference at ASA College in Brooklyn.
- Racked up 29 tackles and four pass breakups.
- His older brother, Ego Ferguson, was a defensive lineman at LSU and was a second-round NFL Draft pick of the Chicago Bears.

CAREER STATS

YEAR	GP/GS	UA	A	TTL	TFL-YDS	SCK-YDS	INT	BU	PD
2019	3/0	1	0	1	0-0	0.0-0	0	0	0

27 ARMANI CHATMAN

• DB | 5-11 | 195 | R-Fr.

Virginia Beach, Va. (Bishop Sullivan Catholic)

- Made his first career start vs. Wake Forest (11/9) and had three solo tackles. He also broke up a pass.
- Wore Coach Beamer's 25 jersey at Notre Dame (11/2).
- Made four solo tackles against the Irish.
- Made three tackles at Miami (10/5).
- Made first career tackle at Boston College (8/31).
- Played in two games before redshirting in 2018.
- Saw action against Miami (11/17/18) and Virginia (11/23/18).
- Represented the United States on the U19 National Team in the 2018 International Bowl IX.
- Majoring in criminology.

CAREER STATS

YEAR	GP/GS	UA	A	TTL	TFL-YDS	SCK-YDS	INT	BU	PD
2018	2/0	0	0	0	0.0-0	0.0-0	0	0	0
2019	10/1	11	6	17	0-0	0.0-0	0	1	0
TOTALS	12/1	11	6	17	0.0-0	0.0-0	0	1	0

CAREER HIGHS

Tackles	5 at Notre Dame, 11/2/19
----------------	--------------------------

SPECIALISTS

91 OSCAR BRADBURN

• P | 6-1 | 221 | Jr.

Sydney, Australia | Sydney Secondary

•Leads the nation with a 48.3-yard gross punting average.

•Had four punts for an average of 45.5, landing two inside the 20 at Georgia Tech (11/16).

•ACC Specialist of the Week (11/11).

•Returned to punting duties vs Wake (11/9), averaging 51.2 yards on four attempts.

•Suffered an injury and did not punt at Notre Dame (11/2), but did serve as a holder on placements.

•Had six punts for an average of 49.2 yards with a long of 61 yards vs. North Carolina (10/19).

•Had one punt for 39 yards vs. Rhode Island (10/12).

•Had seven punts for an average of 50.4 yards at Miami (10/5).

•Landed three punts inside the 20-yard line and had a long punt of 53 yards while wearing Frank Beamer's No. 25 jersey vs. Duke (9/27).

•Had three punts 50 yards or more and two inside the 20-yard line vs. Furman (9/14).

•Had two punts 50 yards or more and had the highest gross average of his career, 56.7 yards, vs. Old Dominion (9/7).

•Downed two punts inside the 20-yard line and had a long of 53 yards at Boston College (8/31).

•2018 All-ACC Honorable Mention

•Finished third in the ACC with a 42.6-yard gross punting average and tied for second in the ACC with 23 punts inside the 20 in 2018.

•Had four punts land inside the 20 and averaged 42.4 yards per punt vs. Virginia (11/23/18).

•Booted a career-long 72-yard punt and averaged 45.0 yards per punt vs. Boston College (11/3/18).

•Racked up 301 punting yards, averaged 43.0 yards per punt and placed two punts inside the 20 at North Carolina (10/13/18).

•Averaged 42.0 yards per punt vs. Notre Dame (10/6/18).

•Wore Frank Beamer's No. 25 for the second time in his career at Duke (9/29/18).

•Placed four punts inside the 20 and didn't allow a return at Florida State (9/3/18).

•Allowed only 42 punt return yards in 2017, a total that ranked seventh in the Power Five.

•Placed three punts inside the 20-yard line and averaged 46.5 yards per punt playing in his first American rules football game vs. West Virginia (9/3/18).

•Played Australian Rules Football for Sydney Swans Academy.

•Trained at Pro Kick Australia, a training facility in Melbourne that produced two of the three finalists for the 2016 Ray Guy Award.

CAREER STATS

YEAR	GP	NO.	YDS	AVG	LNG	TB	FC	I20	50+
2017	13	66	2,798	42.4	57	6	32	24	12
2018	13	69	2,940	42.6	72	5	32	23	8
2019	9	40	1,931	48.3	69	6	16	17	20
TOTALS	35	175	7,669	43.8	72	17	80	64	40

CAREER HIGHS

Punts	9 vs. Old Dominion, 9/22/18
Punting Yards	372 vs. West Virginia, 9/3/17
Gross Average	56.7 vs. Old Dominion, 9/7/19
Long Punt	72 vs. Boston College, 11/3/18

93 BRIAN JOHNSON

• K | 6-1 | 191 | R-Jr.

Washington, D.C. (Gonzaga)

•Made one field goal from 22 yards at Georgia Tech (11/16).

•Tied a career best with three made field goals vs Wake Forest (11/9).

•Connected on two field goals at Notre Dame (11/2) and both extra points.

•Went 2 for 4 on field goals and 5 for 5 on extra points vs. North Carolina (10/19).

•Made both of his field goal attempts and went 4 for 4 on extra points vs. Rhode Island (10/12).

•Went a perfect 6 for 6 on extra points at Miami (10/5).

•Went 1 for 1 on field goals, making a 20-yarder, and was 1 for 1 on extra points vs. Duke (9/28).

•Went 1 for 2 on field goals, making a 35-yarder, and was 3 for 3 on extra points vs. Furman (9/14).

•Went 1 for 2 on field goals, making a 24-yarder, and was 4 for 4 on extra points vs. Old Dominion (9/7).

•Went 4 for 4 on extra points at Boston College (8/31).

•Went 2 for 2 on field goals including the go-ahead 42-yard FG in overtime vs. Virginia (11/23/18).

•Made a career-high three FGs vs. Notre Dame (10/3/18).

•Ranked eighth in the ACC in scoring (8.2 ppg) in 2018.

•Had a career long 45-yard field goal and was 2 for 2 on field goals for the day vs. William & Mary (9/8/18).

•Made a 29-yard field goal and was 3 for 3 on PATs at Florida State (9/3/18)

•Scored his first collegiate points on a point after attempt at East Carolina (9/16/18).

•Made his first career field goal as part of a 2 for 2 day kicking vs. Pitt (11/18/18).

FIELD GOALS

YEAR	GP	M-A	PCT.	20-29	30-39	40-49	50+	LNG	BLKD
2017	5	3-4	75.0	1-1	2-3	0-0	0-0	30	0
2018	13	12-18	66.7	4-4	5-5	3-8	0-1	45	0
2019	10	13-17	76.5	7-7	5-5	1-3	0-2	44	0
TOTALS	28	28-39	71.8	12-12	12-13	4-11	0-3	45	0

EXTRA POINTS

YEAR	M-A	POINTS
2017	5-5	14
2018	44-44	80
2019	38-38	77
TOTALS	87-87	171

96 JOHN PARKER ROMO

• K | 5-11 | 170 | Jr.

Peachtree City, Ga. (McIntosh/Tulsa)

•Had eight kickoffs, with three touchbacks at Georgia Tech (11/16).

•Had eight kickoffs, with five touchbacks vs. Wake Forest (11/9).

•Punted in place of an injured P Oscar Bradburn at Notre Dame (11/2). He had eight punts and averaged 44.2 yards. Kicked off five times, recording two touchbacks.

•Kicked off six times for six touchbacks vs. North Carolina (10/19).

•Kicked off seven times for six touchbacks vs. Rhode Island (10/12).

•Kicked off seven times for four touchbacks at Miami (10/5).

•Kicked off three times for three touchbacks vs. Duke (9/27).

•Kicked off five times for five touchbacks vs. Furman (9/14).

•Kicked off once for 62 yards vs. Old Dominion (9/7).

•Appeared in the season opener at Boston College (8/31).

•Spent this past season at Tulsa.

•Led the No. 1 kickoff coverage unit in the American Athletic Conference.

•Mostly handled kickoffs, averaged 61.1 yards per kick, had 28 touchbacks.

FIELD GOALS

YEAR	GP	M-A	PCT.	20-29	30-39	40-49	50+	LNG	BLKD
2019	7	0-0	0	0-0	0-0	0-0	0-0	0	0

EXTRA POINTS

YEAR	M-A	POINTS
2019	0-0	0

97 OSCAR SHADLEY

• LS | 6-0 | 246 | So.

Naples, Fla. (Golden Gate)

•Has started the past 23 games at long snapper. That is the second longest start streak on the team (Dalton Keene 34).

•Played in home opener vs. Old Dominion (9/7).

•Played in season opener at Boston College (8/31).

•Played in all 13 games in 2018 at long snapper.

•Had a tackle on punt coverage vs. Miami (11/17/18).

•Saw his first collegiate action at Florida State (9/3/18).

•Earned first-team all-state, first-team, all-region and U.S. Army All-American honors in 2017.

•Was listed as the top long snapper in the nation, according to Rubio Long Snapping.

•Didn't have a single bad snap on 120 punts, 44 point after attempts and 11 field goals as a senior at Golden Gate.

SCHEDULE & RESULTS

DATE	VT (RANK)	OPPONENT (RANK)	TV	LOCATION	TIME/RESULT	ATTEND.	TOP RUSHER	TOP PASSER	TOP RECEIVER	TOP TACKLER
Aug. 31		at Boston College*	ACCN	Chestnut Hill, Mass.	L, 28-35	35,213	Keshawn King (10-33-0)	Ryan Willis (29-47-344-4)	Tayvion Robinson (6-72-1)	Rayshard Ashby (13)
Sept. 7		Old Dominion	ESPNU	Blacksburg, Va.	W, 31-17	57,282	Deshawn McCleese (20-64-0)	Ryan Willis (16-28-272-2)	Tayvion Robinson (4-62-0)	Rayshard Ashby (10)
Sept. 14		Furman	ACCN	Blacksburg, Va.	W, 24-17	52,314	Keshawn King (12-119-0)	Ryan Willis (17-21-123-1)	Tayvion Robinson (4-31-0)	Dax Hollifield (10)
Sept. 27		Duke*	ESPN	Blacksburg, Va.	L, 45-10	59,537	Deshawn McCleese (17-102-0)	Ryan Willis (7-18-112-1)	Tayvion Robinson (4-25-0)	R. Ashby/R. Floyd (8)
Oct. 5		at Miami*	ESPN	Miami Gardens, Fla.	W, 42-35	53,183	Hendon Hooker (16-76-1)	Hendon Hooker (10-20-184-3)	Dalton Keene (5-73-3)	Rayshard Ashby (11)
Oct. 12		Rhode Island	ACCN	Blacksburg, Va.	W, 34-17	51,716	Deshawn McCleese (12-124-1)	Hendon Hooker (16-27-261-3)	Damon Hazelton (5-93-2)	Rayshard Ashby (8)
Oct. 19		North Carolina* (HC)	RSN	Blacksburg, Va.	W, 43-41 (60T)	65,632	Quincy Patterson II (21-122-1)	Hendon Hooker (8-12-127-1)	Tré Turner (5-106-1)	Rayshard Ashby (18)
Nov. 2		at 16/16 Notre Dame	NBC	Notre Dame, Ind.	L, 20-21	77,622	Quincy Patterson II (19-77-0)	Quincy Patterson II (9-28-139-1)	Damon Hazelton (5-63-1)	Rayshard Ashby (13)
Nov. 9		22/20/19 Wake Forest*	ACCN	Blacksburg, Va.	W, 36-17	65,632	Tré Turner (4-73-0)	Hendon Hooker (15-23-242-0)	Damon Hazelton (7-86-0)	Divine Deablo (9)
Nov. 16		at Georgia Tech*	RSN	Atlanta, Ga.	W, 45-0	43,263	Tayvion Robinson (1-49-0)	Hendon Hooker (9-13-159-1)	James Mitchell (4-90-1)	Chamarri Conner (7)
Nov. 23		Pitt*	ESPN2	Blacksburg, Va.	3:30 PM					
Nov. 29		at Virginia*		Charlottesville, Va.						

Rankings listed (AP/USA Today/CFP Ranking) HC - Homecoming * - ACC Game

TEAM STATISTICS

	HOKIES	OPPONENT
SCORING	313	245
Points Per Game	31.3	24.5
Points Off Turnovers	66	48
FIRST DOWNS	198	190
Rushing	95	68
Passing	86	101
Penalty	17	21
RUSHING YARDAGE	1788	1239
Yards gained rushing	2086	1583
Yards lost rushing	298	344
Rushing Attempts	439	350
Average Per Rush	4.1	3.5
Average Per Game	178.8	123.9
TDs Rushing	18	12
PASSING YARDAGE	2144	2411
Comp-Att-Int	145-252-6	201-367-12
Average Per Pass	8.5	6.6
Average Per Catch	14.8	12.0
Average Per Game	214.4	241.1
TDs Passing	19	19
TOTAL OFFENSE	3932	3650
Total Plays	691	717
Average Per Play	5.7	5.1
Average Per Game	393.2	365.0
KICK RETURNS: #-Yards	24-455	15-266
PUNT RETURNS: #-Yards	14-130	13-126
INT RETURNS: #-Yards	12-49	6-6
KICK RETURN AVERAGE	19.0	17.7
PUNT RETURN AVERAGE	9.3	9.7
INT RETURN AVERAGE	4.1	1.0
FUMBLES-LOST	14-11	9-3
PENALTIES-Yards	52-455	70-546
Average Per Game	45.5	54.6
PUNTS-Yards	48-2285	55-2387
Average Per Punt	47.6	43.4
Net punt average	42.1	39.9
KICKOFFS-Yards	59-3674	45-2777
Average Per Kick	62.3	61.7
Net kick average	42.1	41.0
TIME OF POSSESSION/Game	30:45	29:15
3RD-DOWN Conversions	58/141	62/163
3rd-Down Pct	41%	38%
4TH-DOWN Conversions	8/11	14/24
4th-Down Pct	73%	58%
SACKS BY-Yards	33-229	19-124
MISC YARDS	0	0
TOUCHDOWNS SCORED	39	31
FIELD GOALS-ATTEMPTS	13-17	9-13
ON-SIDE KICKS	0-1	0-2
RED-ZONE SCORES	(43-45) 96%	(26-36) 72%
RED-ZONE TOUCHDOWNS	(31-45) 69%	(20-36) 56%
PAT-ATTEMPTS	(38-38) 100%	(28-29) 97%
ATTENDANCE	352113	209281
Games/Avg Per Game	6/58686	4/52320
Neutral Site Games		0/0

SCORE BY QUARTERS	1ST	2ND	3RD	4TH	OT	TOTAL
Virginia Tech	85	69	76	71	12	313
Opponents	30	90	49	66	10	245

RUSHING

NAME	GP	ATT	GAIN	LOSS	NET	AVG	TD	LONG	AVG/G
Deshawn McCleese	10	138	623	23	600	4.3	5	45	60.0
Keshawn King	8	66	317	13	304	4.6	2	54	38.0
Quincy Patterson II	6	50	254	13	241	4.8	2	53	40.2
Hendon Hooker	8	70	314	79	235	3.4	4	15	29.4
Tre Turner	8	15	199	24	175	11.7	1	57	21.9
Tayvion Robinson	10	9	102	7	95	10.6	0	49	9.5
Caleb Steward	4	15	68	0	68	4.5	0	18	17.0
Ryan Willis	6	39	125	91	34	0.9	1	13	5.7
Dalton Keene	10	9	28	1	27	3.0	0	7	2.7
Tahj Gary	2	4	24	0	24	6.0	0	16	12.0
Jalen Holston	1	6	20	1	19	3.2	0	10	19.0
James Mitchell	10	4	6	0	6	1.5	3	3	0.6
Hezekiah Grimsley	10	1	3	0	3	3.0	0	3	0.3
Damon Hazelton	8	1	3	0	3	3.0	0	3	0.4
TEAM	10	12	0	46	-46	-3.8	0	0	-4.6
TOTAL	10	439	2086	298	1788	4.1	18	57	178.8
OPPONENTS	10	350	1583	344	1239	3.5	12	62	123.9

PASSING

NAME	GP	EFFIC	ATT-CMP-INT	PCT	YDS	TD	LONG	AVG/G
Ryan Willis	6	143.42	72-117-5	61.5	906	9	72	151.0
Hendon Hooker	8	172.99	59-97-0	60.8	981	8	67	122.6
Quincy Patterson II	6	111.63	14-36-1	38.9	257	2	64	42.8
Tayvion Robinson	10	0.00	0-2-0	0.0	0	0	0	0.0
TOTAL	10	149.13	145-252-6	57.5	2144	19	72	214.4
OPPONENTS	10	120.50	201-367-12	54.8	2411	19	68	241.1

RECEIVING

NAME	GP	NO.	YDS	AVG	TD	LONG	AVG/G
Tayvion Robinson	10	24	267	11.1	1	32	26.7
Tre Turner	8	23	378	16.4	2	55	47.2
Damon Hazelton	8	22	386	17.5	6	72	48.2
James Mitchell	10	18	325	18.1	2	67	32.5
Dalton Keene	10	17	175	10.3	4	26	17.5
Hezekiah Grimsley	10	10	170	17.0	2	55	17.0
Kaleb Smith	9	9	121	13.4	1	25	13.4
Keshawn King	8	7	149	21.3	0	64	18.6
Deshawn McCleese	10	7	51	7.3	0	19	5.1
Phil Patterson	7	6	72	12.0	1	20	10.3
Terius Wheatley	7	1	50	50.0	0	50	7.1
Darryle Simmons	5	1	0	0.0	0	0	0.0
TOTAL	10	145	2144	14.8	19	72	214.4
OPPONENTS	10	201	2411	12.0	19	68	241.1

2019 STATISTICS

PUNT RETURNS

NAME	NO.	YDS	AVG	TD	LONG
Hezekiah Grimsley	9	52	5.8	0	25
Tayvion Robinson	5	78	15.6	0	33
TOTAL	14	130	9.3	0	33
OPPONENTS	13	126	9.7	0	29

KICKOFF RETURNS

NAME	NO.	YDS	AVG	TD	LONG
Terius Wheatley	12	253	21.1	0	71
Keshawn King	3	85	28.3	0	36
Tayvion Robinson	3	64	21.3	0	29
Caleb Farley	2	3	1.5	0	3
Deshawn McCleese	1	18	18.0	0	18
Eli Adams	1	14	14.0	0	14
Nadir Thompson	1	14	14.0	0	14
Caleb Steward	1	4	4.0	0	4
TOTAL	24	455	19.0	0	71
OPPONENTS	15	266	17.7	0	28

INTERCEPTIONS

NAME	NO.	YDS	AVG	TD	LONG
Caleb Farley	4	14	3.5	1	17
Jermaine Waller	3	23	7.7	0	23
Dax Hollifield	3	6	2.0	0	6
DaShawn Crawford	1	6	6.0	0	6
Divine Deablo	1	0	0.0	0	0
TOTAL	12	49	4.1	1	23
OPPONENTS	6	6	1.0	0	5

FUMBLE RETURNS

NAME	NO.	YDS	AVG	TD	LONG
Divine Deablo	1	98	98.0	1	98
TOTAL	1	98	98.0	1	98
OPPONENTS	1	4	4.0	0	4

PUNTING

NAME	NO.	YDS	AVG	LONG	TB	FC	I20	50+	BLKD
Oscar Bradburn	40	1931	48.3	69	6	16	17	20	0
John Parker Romo	8	354	44.2	58	1	1	2	1	0
TOTAL	48	2285	47.6	69	7	17	19	21	0
OPPONENTS	55	2387	43.4	58	3	19	13	17	0

KICKOFFS

NAME	NO.	YDS	AVG	TB	OB	RETN	NET	YDLN
John Parker Romo	50	3208	64.2	34	2	185	43.5	21
Brian Johnson	9	532	59.1	3	1	81	41.8	23
Total	59	3740	63.4	37	3	266	43.2	21
Opponents	45	2777	61.7	19	1	455	41.0	23

FIELD GOALS

FIELD GOAL SEQUENCE BY PLAYER

NAME	FGM-FGA	PCT	01-19	20-29	30-39	40-49	50-99	LG	BLK
Brian Johnson	13-17	76.5	0-0	7-7	5-5	1-3	0-2	44	0

FIELD GOAL SEQUENCE BY GAME

FG SEQUENCE	VIRGINIA TECH	OPPONENTS
Boston College	-	38
Old Dominion	(24),54	(34)
Furman	(35),50	(22)
Duke	(20)	(31)
Miami	-	-
Rhode Island	(22),(22)	(41),(36),(41)
North Carolina	(23),(38),41,42	(26),(29),35,[44]
Notre Dame	(44),(25)	35
Wake Forest	(35),(32),(35)	(40)
Georgia Tech	(22)	-
Pitt	-	-
Virginia	-	-

Numbers in (parentheses) indicate field goal was made.
Numbers in [brackets] indicate field goal was blocked.

SCORING

NAME	TD	FGS	KICK	RUSH	PAT			SAF	POINTS
					RCV	PASS	DXP		
Brian Johnson	0	13-17	38-38	0-0	0	0-0	0	0	77
Damon Hazelton	6	0-0	0-0	0-0	0	0-0	0	0	36
James Mitchell	5	0-0	0-0	0-0	0	0-0	0	0	30
Deshawn McCleese	5	0-0	0-0	0-0	0	0-0	0	0	30
Hendon Hooker	4	0-0	0-0	0-0	0	0-1	0	0	24
Dalton Keene	4	0-0	0-0	0-0	0	0-0	0	0	24
Tre Turner	3	0-0	0-0	0-0	0	0-0	0	0	18
Quincy Patterson II	2	0-0	0-0	1-1	0	0-1	0	0	14
Keshawn King	2	0-0	0-0	0-0	0	0-0	0	0	12
Hezekiah Grimsley	2	0-0	0-0	0-0	0	0-0	0	0	12
Divine Deablo	1	0-0	0-0	0-0	0	0-0	0	0	6
Tayvion Robinson	1	0-0	0-0	0-0	0	0-0	0	0	6
Ryan Willis	1	0-0	0-0	0-0	0	0-0	0	0	6
Caleb Farley	1	0-0	0-0	0-0	0	0-0	0	0	6
Kaleb Smith	1	0-0	0-0	0-0	0	0-0	0	0	6
Phil Patterson	1	0-0	0-0	0-0	0	0-0	0	0	6
TOTAL	39	13-17	38-38	1-1	0	0-2	0	0	313
OPPONENTS	31	9-13	28-29	1-3	1	1-1	0	0	245

TOTAL OFFENSE

NAME	G	PLAYS	RUSH	PASS	TOTAL	AVG/G
Hendon Hooker	8	167	235	981	1216	152.0
Ryan Willis	6	156	34	906	940	156.7
Deshawn McCleese	10	138	600	0	600	60.0
Quincy Patterson II	6	86	241	257	498	83.0
Keshawn King	8	66	304	0	304	38.0
Tre Turner	8	15	175	0	175	21.9
Tayvion Robinson	10	11	95	0	95	9.5
Caleb Steward	4	15	68	0	68	17.0
Dalton Keene	10	9	27	0	27	2.7
Tahj Gary	2	4	24	0	24	12.0
Jalen Holston	1	6	19	0	19	19.0
James Mitchell	10	4	6	0	6	0.6
Damon Hazelton	8	1	3	0	3	0.4
Hezekiah Grimsley	10	1	3	0	3	0.3
TEAM	10	12	-46	0	-46	-4.6
TOTAL	10	691	1788	2144	3932	393.2
OPPONENTS	10	717	1239	2411	3650	365.0

ALL-PURPOSE

NAME	G	RUSH	REC	PR	KOR	IR	TOT	AVG/G
Deshawn McCleese	10	600	51	0	18	0	669	66.9
Tre Turner	8	175	378	0	0	0	553	69.1
Keshawn King	8	304	149	0	85	0	538	67.2
Tayvion Robinson	10	95	267	78	64	0	504	50.4
Damon Hazelton	8	3	386	0	0	0	389	48.6
James Mitchell	10	6	325	0	0	0	331	33.1
Terius Wheatley	7	0	50	0	253	0	303	43.3
Quincy Patterson II	6	241	0	0	0	0	241	40.2
Hendon Hooker	8	235	0	0	0	0	235	29.4
Hezekiah Grimsley	10	3	170	52	0	0	225	22.5
Dalton Keene	10	27	175	0	0	0	202	20.2
Kaleb Smith	9	0	121	0	0	0	121	13.4
Phil Patterson	7	0	72	0	0	0	72	10.3
Caleb Steward	4	68	0	0	4	0	72	18.0
Ryan Willis	6	34	0	0	0	0	34	5.7
Tahj Gary	2	24	0	0	0	0	24	12.0
Jermaine Waller	10	0	0	0	0	23	23	2.3
Jalen Holston	1	19	0	0	0	0	19	19.0
Caleb Farley	10	0	0	0	3	14	17	1.7
Nadir Thompson	7	0	0	0	14	0	14	2.0
Eli Adams	9	0	0	0	14	0	14	1.6
Dax Hollifield	10	0	0	0	0	6	6	0.6
DaShawn Crawford	8	0	0	0	0	6	6	0.8
TEAM	10	-46	0	0	0	0	-46	-4.6
TOTAL	10	1788	2144	130	455	49	4566	456.6
OPPONENTS	10	1239	2411	126	266	6	4048	404.8

2019 STATISTICS

2019 DEFENSIVE STATISTICS

NO. NAME	GP	TACKLES			SACKS		PASS DEF		QBH	FR-YDS	FF	BLKD KICK	SAFETY
		SOLO	AST	TOTAL	TFL/YDS	NO-YARDS	INT-YDS	BRUP					
23 Rayshard Ashby	10	48	44	92	13.0-43	3.0-21		1	4		1		
17 Divine Deablo	10	33	27	60	4.5-19		1-0	2	1	1-98	1		
4 Dax Hollifield	10	15	38	53	3.5-10	1.0-1	3-6		9		1		
1 Reggie Floyd	10	28	24	52	1.0-1			6	1				
22 Chamarr Conner	10	34	14	48	8.5-64	5.0-51		7	6		1		
28 Jermaine Waller	10	29	10	39	2.5-18	1.5-15	3-23	5					
34 Alan Tisdale	10	17	19	36	5.5-26	3.0-22		3	1				
8 Emmanuel Belmar	10	15	17	32	5.5-25	4.0-22			9				
5 Jarrod Hewitt	10	10	15	25	5.0-21	4.0-18			4				
45 TyJuan Garbutt	8	12	12	24	3.0-7	0.5-4			8				
36 DaShawn Crawford	8	12	9	21	3.5-27	2.5-26	1-6	1	2	1-0	1		
96 Norell Pollard	10	8	12	20	4.0-20	3.0-18			2				
3 Caleb Farley	10	14	5	19			4-14	11					
25 Khalil Ladler	10	10	7	17				1					
27 Armani Chatman	10	11	6	17				2					
46 Eli Adams	9	4	11	15	1.5-3				2				
41 Jaylen Griffin	9	7	7	14	3.0-15	2.5-15			1	1-0			
26 Jovonn Quillen	8	6	7	13	0.5-1								
7 Devon Hunter	10	8	5	13									
93 Mario Kendricks	10	7	4	11	4.0-21	2.0-10			1				
90 Jaevon Becton	8	5	5	10	0.5-2				1				
37 Brion Murray	9	2	2	4				1					
44 Dylan Rivers	10	2	1	3									
9X Rob Porcher	5	1	2	3	1.0-6	1.0-6							
18 Tyree Rodgers	9	2		2									
83 Tayvion Robinson	10	2		2									
15 Keshon Artis	4	2		2									
2 Jeremy Webb	3	1		1									
47 Dean Ferguson	2	1		1									
4Q Quincy Patterson II	6	1		1									
12 Nadir Thompson	7	1		1									
60 Silas Dzansi	8	1		1									
95 Luke Tenuta	10											1	
TOTAL	10	349	303	652	70-329	33-229	12-49	40	52	3-98	5	1	
OPPONENTS	10	378	342	720	53.0-197	19-124	6-6	26	19	11-4	7		

RUSHING TACKLES

NAME	TOTAL
Rayshard Ashby	64
Dax Hollifield	33
Reggie Floyd	32
Emmanuel Belmar	26
Divine Deablo	25
Alan Tisdale	21
Jarrod Hewitt	18
DaShawn Crawford	17
Chamarri Conner	17
Jermaine Waller	16
Norell Pollard	15
TyJuan Garbutt	15
Eli Adams	14
Jaylen Griffin	11
Jaevon Becton	9
Caleb Farley	9
Devon Hunter	8
Mario Kendricks	7
Khalil Ladler	5
Armani Chatman	4
Jovonn Quillen	4
Keshon Artis	2
Brion Murray	2
Tayvion Robinson	1
Tyree Rodgers	1
Jeremy Webb	1
Rob Porcher	1
TOTALS	378

PASSING TACKLES

NAME	TOTAL
Divine Deablo	29
Chamarri Conner	23
Rayshard Ashby	23
Reggie Floyd	19
Jermaine Waller	18
Dax Hollifield	18
Caleb Farley	10
Alan Tisdale	10
Khalil Ladler	9
TyJuan Garbutt	8
Armani Chatman	8
Jovonn Quillen	6
Devon Hunter	4
Brion Murray	2
Norell Pollard	2
Emmanuel Belmar	1
Jarrod Hewitt	1
DaShawn Crawford	1
Jaevon Becton	1
Mario Kendricks	1
TOTALS	194

HOKIES ON COIN FLIPS

Virginia Tech is 3-8 in coin tosses this season.

GAME	FLIP	SCORE
Boston College	LOST	L, 28-35
Old Dominion	LOST	W, 31-17
Furman	LOST	W, 24-17
Duke	LOST	L, 45-10
Miami	WON	W, 42-35
Rhode Island	LOST	W, 34-17
North Carolina	WON/LOST	W, 43-41 (6OT)
Notre Dame	LOST	L, 20-21
Wake Forest	LOST	W, 36-17
Georgia Tech	WIN	W, 45-0
Pitt		
Virginia		

SPECIAL TEAMS TACKLES

NAME	T	KO	PUNT
Armani Chatman	5	1	4
Divine Deablo	4	2	2
Jovonn Quillen	3	1	2
Jermaine Waller	3	3	0
Dylan Rivers	3	2	1
Khalil Ladler	3	2	1
Alan Tisdale	2	1	1
Chamarri Conner	2	0	2
Nadir Thompson	1	0	1
Tyree Rodgers	1	1	0
Eli Adams	1	1	0
Devon Hunter	1	0	1
Reggie Floyd	1	0	1
Dean Ferguson	1	1	0
TOTALS	31	15	16

HOKIES ON OPENING OFFENSIVE DRIVES

GAME	1ST HALF	2ND HALF
Boston College	Punt	Punt
Old Dominion	TOUCHDOWN	TOUCHDOWN
Furman	Punt	TOUCHDOWN
Duke	Punt	Punt
Miami	TOUCHDOWN	Punt
Rhode Island	FIELD GOAL	TOUCHDOWN
North Carolina	Fumble	Punt
Notre Dame	Punt	FIELD GOAL
Wake Forest	FIELD GOAL	TOUCHDOWN
Georgia Tech	Punt	Punt
Pitt		
Virginia		

HOKIES ON OPENING DEFENSIVE SERIES

GAME	1ST HALF	2ND HALF
Boston College	Punt	Punt
Old Dominion	FIELD GOAL	Punt
Furman	Punt	Punt
Duke	Punt	Punt
Miami	Interception	TOUCHDOWN
Rhode Island	Punt	TOUCHDOWN
North Carolina	TOUCHDOWN	TOUCHDOWN
Notre Dame	Punt	Interception
Wake Forest	Punt	Punt
Georgia Tech	Punt	Interception
Pitt		
Virginia		

2019 STATISTICS

BIG PLAYS (MORE THAN 20 YARDS)

20-YARD PLUS PLAYS

YDS	TYPE	PLAYER(S)	OPPONENT
*98	FR	Divine Deablo	Notre Dame
*72	Pass	Damon Hazelton from Ryan Willis	Duke
71	KR	Terius Wheatley	Old Dominion
67	Pass	James Mitchell from Hendon Hooker	Miami
64	Pass	Keshawn King from Quincy Patterson II	Georgia Tech
57	Rush	Tre Turner	Wake Forest
*55	Pass	Tre Turner from Hendon Hooker	North Carolina
*55	Pass	Hezekiah Grimsley from Ryan Willis	Boston College
54	Rush	Keshawn King	Furman
*53	Rush	Quincy Patterson II	North Carolina
50	Pass	Tre Turner from Quincy Patterson II	Notre Dame
50	Pass	Terius Wheatley from Hendon Hooker	Wake Forest
49	Rush	Tayvion Robinson	Georgia Tech
45	Rush	Deshawn McCleave	Duke
40	Pass	Keshawn King from Hendon Hooker	Rhode Island
39	Rush	Tre Turner	Georgia Tech
*37	Pass	Damon Hazelton from Hendon Hooker	Rhode Island
37	Pass	Tre Turner from Hendon Hooker	Georgia Tech
36	Pass	Hezekiah Grimsley from Ryan Willis	Old Dominion
36	KR	Keshawn King	Wake Forest
34	Pass	James Mitchell from Hendon Hooker	Georgia Tech
33	PR	Tayvion Robinson	Wake Forest
33	Pass	James Mitchell from Hendon Hooker	Georgia Tech
32	Pass	Tre Turner from Ryan Willis	Old Dominion
32	Pass	Tayvion Robinson from Ryan Willis	Old Dominion
31	Pass	Tayvion Robinson from Hendon Hooker	Rhode Island
30	Pass	James Mitchell from Hendon Hooker	Wake Forest
29	Pass	Damon Hazelton from Hendon Hooker	Miami
*29	Rush	Tre Turner	Furman
29	KR	Tayvion Robinson	Boston College
28	Pass	Damon Hazelton from Quincy Patterson II	Notre Dame
28	KR	Keshawn King	Miami
27	Pass	James Mitchell from Hendon Hooker	Rhode Island
26	Pass	Damon Hazelton from Hendon Hooker	Rhode Island
26	Pass	Dalton Keene from Hendon Hooker	Miami
26	Rush	Deshawn McCleave	Miami
25	Rush	Deshawn McCleave	Rhode Island
25	Rush	Deshawn McCleave	Rhode Island
25	PR	Hezekiah Grimsley	Duke
25	Pass	Tre Turner from Ryan Willis	North Carolina
25	KR	Terius Wheatley	Duke
25	Pass	Kaleb Smith from Ryan Willis	Boston College
24	Rush	Deshawn McCleave	North Carolina
24	Pass	Hezekiah Grimsley from Ryan Willis	Boston College
24	Pass	Damon Hazelton from Hendon Hooker	Wake Forest
23	INT	Jermaine Waller	Miami
22	Pass	Kaleb Smith from Ryan Willis	Furman
22	Pass	Tayvion Robinson from Quincy Patterson II	North Carolina
22	Pass	Kaleb Smith from Ryan Willis	Boston College
22	KR	Terius Wheatley	Old Dominion
21	Rush	Deshawn McCleave	Old Dominion
21	KR	Terius Wheatley	North Carolina
21	Rush	Deshawn McCleave	Rhode Island
21	KR	Keshawn King	Wake Forest

YDS	TYPE	PLAYER(S)	OPPONENT
21	Rush	Tayvion Robinson	Furman
20	Pass	Tre Turner from Ryan Willis	Old Dominion
*20	Pass	Dalton Keene from Hendon Hooker	Miami
20	KR	Terius Wheatley	Wake Forest
20	Pass	James Mitchell from Hendon Hooker	North Carolina
20	Rush	Quincy Patterson II	Notre Dame
20	Pass	Phil Patterson from Ryan Willis	Old Dominion
20	KR	Terius Wheatley	Duke
*20	Pass	Tayvion Robinson from Ryan Willis	Boston College
20	Pass	James Mitchell from Ryan Willis	Old Dominion
20	Pass	Phil Patterson from Ryan Willis	Old Dominion
20	Pass	James Mitchell from Hendon Hooker	North Carolina

* touchdown scored on play

VT LONG PLAYS BY THE NUMBERS

LONG PLAYS BY YARDS	NO.	TD
100+	0	0
90-99	1	1
80-89	0	0
70-79	2	1
60-69	2	0
50-59	7	3
40-49	3	0
30-39	12	1
20-29	37	3

LONG PLAYS BY TYPE	NO.	TD
Rushing	15	2
Passing	35	6
Punt returns	2	0
Kick returns	10	0
Interceptions	1	0
Fumble returns	1	1
Other	0	0
TOTAL	64	9

20-YARD PLUS BY PLAYER

PLAYER	NO.	TD	R	P	KR	PR	IR	FR
Tre Turner	9	2	3	6	0	0	0	0
Tayvion Robinson	8	1	2	4	1	1	0	0
James Mitchell	7	0	0	7	0	0	0	0
Terius Wheatley	7	0	0	1	6	0	0	0
Deshawn McCleave	7	0	7	0	0	0	0	0
Damon Hazelton	6	2	0	6	0	0	0	0
Keshawn King	6	0	1	2	3	0	0	0
Hezekiah Grimsley	4	1	0	3	0	1	0	0
Kaleb Smith	3	0	0	3	0	0	0	0
Quincy Patterson II	2	1	2	0	0	0	0	0
Dalton Keene	2	1	0	2	0	0	0	0
Divine Deablo	1	1	0	0	0	0	0	1
Jermaine Waller	1	0	0	0	0	0	1	0
Phil Patterson	1	0	0	1	0	0	0	0
TOTAL	64	9	15	35	10	2	1	1

VIRGINIA TECH'S LONGEST PLAYS OF THE YEAR

Rushing	57	Tre Turner vs Wake Forest (11/9/2019)
Rushing TD	53	Quincy Patterson II vs North Carolina (10/19/2019)
Passing	72	Damon Hazelton from Ryan Willis vs Duke (9/27/2019)
Passing TD	72	Damon Hazelton from Ryan Willis vs Duke (9/27/2019)
Punt Return	33	Tayvion Robinson vs Wake Forest (11/9/2019)
Kick Return	71	Terius Wheatley vs Old Dominion (9/7/2019)
INT Return	23	Jermaine Waller vs Miami (10/5/2019)
Fumble Return	98	Divine Deablo vs Notre Dame (11/2/2019)
Punt	69	Oscar Bradburn vs Old Dominion (9/7/2019)
Field Goal	44	Brian Johnson vs Notre Dame (11/2/2019)

MONEY PLAYS (PLAYS RESULTING IN A 1ST DOWN OR TD)

RUSHERS	1ST	TD	NO.	ATT
Deshawn McCleave	19	5	24	138
Hendon Hooker	21	4	23	63
Keshawn King	16	2	18	66
Ryan Willis	11	1	12	29
Quincy Patterson II	9	2	10	48
Tre Turner	7	1	7	15
Caleb Steward	5	0	5	15
Tayvion Robinson	3	0	3	9
James Mitchell	0	3	3	4
Jalen Holston	2	0	2	6
Tahj Gary	1	0	1	4
Dalton Keene	1	0	1	9
TOTALS	95	18	109	420
1st DOWN TOTALS	19	13	31	199
2nd DOWN TOTALS	42	2	44	148
3rd DOWN TOTALS	29	2	29	66
4th DOWN TOTALS	5	1	5	7

RECEIVERS	1ST	TD	NO.	ATT
James Mitchell	14	2	15	18
Tre Turner	14	2	15	23
Damon Hazelton	12	6	15	22
Tayvion Robinson	13	1	13	24
Dalton Keene	8	4	10	17
Hezekiah Grimsley	7	2	8	10
Kaleb Smith	7	1	7	9
Keshawn King	5	0	5	7
Phil Patterson	3	1	3	6
Deshawn McCleave	3	0	3	7
TOTALS	86	19	94	145
1st DOWN TOTALS	30	7	34	55
2nd DOWN TOTALS	27	6	28	49
3rd DOWN TOTALS	26	5	29	38
4th DOWN TOTALS	3	1	3	3

DRIVE START AVERAGES

OBTAINED	HOKIES		OPPONENTS	
	#	AVG	#	AVG
Kickoff	47	26.6	60	24.6
Punt	55	28.0	48	23.4
Field goal	4	22.8	4	54.5
Fumble	3	52.0	11	56.4
Interception	12	46.2	6	44.2
Downs	9	37.1	3	35.0
All drives	130	30.2	132	28.8

2019 STATISTICS

SUPERLATIVES

MOST BY A HOKIE...

Rushes	21	Quincy Patterson II vs North Carolina (Oct 19, 2019)
Yards Rushing	124	Deshawn McCleese vs Rhode Island (Oct 12, 2019)
TD Rushes	2	Deshawn McCleese vs Wake Forest (Nov 09, 2019)
		Hendon Hooker at Georgia Tech (Nov 16, 2019)
Long Rush	57	Tre Turner vs Wake Forest (Nov 09, 2019)
Pass attempts	47	Ryan Willis at Boston College (Aug 31, 2019)
Pass completions	29	Ryan Willis at Boston College (Aug 31, 2019)
Yards Passing	344	Ryan Willis at Boston College (Aug 31, 2019)
TD Passes	4	Ryan Willis at Boston College (Aug 31, 2019)
Long Pass	72	Ryan Willis vs Duke (Sep 27, 2019)
Receptions	7	Damon Hazelton vs Wake Forest (Nov 09, 2019)
Yards Receiving	106	Tre Turner vs North Carolina (Oct 19, 2019)
TD Receptions	3	Dalton Keene at Miami (Oct 05, 2019)
Long Reception	72	Damon Hazelton vs Duke (Sep 27, 2019)
Field Goals	3	Brian Johnson vs Wake Forest (Nov 09, 2019)
Long Field Goal	44	Brian Johnson at Notre Dame (Nov 02, 2019)
Punts	8	John Parker Romo at Notre Dame (Nov 02, 2019)
Punting Avg	56.7	Oscar Bradburn vs Old Dominion (Sep 07, 2019)
Long Punt	69	Oscar Bradburn vs Old Dominion (Sep 07, 2019)
Punts inside 20	3	Oscar Bradburn vs Duke (Sep 27, 2019)
		Oscar Bradburn vs Wake Forest (Nov 09, 2019)
Long Punt Return	33	Tayvion Robinson vs Wake Forest (Nov 09, 2019)
Long Kickoff Return	71	Terius Wheatley vs Old Dominion (Sep 07, 2019)
Tackles	18	Rayshard Ashby vs North Carolina (Oct 19, 2019)
Sacks	2.5	Jarrod Hewitt vs North Carolina (Oct 19, 2019)
Tackles For Loss	3.5	Rayshard Ashby at Boston College (Aug 31, 2019)
Interceptions	2	Jermaine Waller at Miami (Oct 05, 2019)
		Caleb Farley at Miami (Oct 05, 2019)

VIRGINIA TECH GAME HIGHS

Rushes	60	vs North Carolina (Oct 19, 2019)
Yards Rushing	254	vs North Carolina (Oct 19, 2019)
Yards Per Rush	5.6	vs Rhode Island (Oct 12, 2019)
TD Rushes	4	vs Wake Forest (Nov 09, 2019)
		at Georgia Tech (Nov 16, 2019)
Pass attempts	47	at Boston College (Aug 31, 2019)
Pass completions	29	at Boston College (Aug 31, 2019)
Yards Passing	344	at Boston College (Aug 31, 2019)
Yards Per Pass	13.9	at Georgia Tech (Nov 16, 2019)
TD Passes	4	at Boston College (Aug 31, 2019)
Total Plays	89	at Boston College (Aug 31, 2019)
Total Offense	490	vs North Carolina (Oct 19, 2019)
Yards Per Play	7.6	at Georgia Tech (Nov 16, 2019)
Points	45	at Georgia Tech (Nov 16, 2019)
Sacks By	7	at Miami (Oct 05, 2019)
First Downs	29	at Boston College (Aug 31, 2019)
Penalties	7	vs Wake Forest (Nov 09, 2019)
Penalty Yards	65	vs Old Dominion (Sep 07, 2019)
Turnovers	5	at Boston College (Aug 31, 2019)
Interceptions By	4	at Miami (Oct 05, 2019)
Punts	8	at Notre Dame (Nov 02, 2019)
Punting Avg	56.7	vs Old Dominion (Sep 07, 2019)
Long Punt	69	vs Old Dominion (Sep 07, 2019)
Punts inside 20	3	vs Duke (Sep 27, 2019)
		vs Wake Forest (Nov 09, 2019)
Long Punt Return	33	vs Wake Forest (Nov 09, 2019)

MOST BY AN OPPONENT...

Rushes	23	Dillon,A, at Boston College (Aug 31, 2019)
Yards Rushing	100	Harris,Q., vs Duke (Sep 27, 2019)
TD Rushes	2	SMARTT, Stone, vs Old Dominion (Sep 07, 2019)
Long Rush	62	Dallas, D., at Miami (Oct 05, 2019)
Pass attempts	53	I. BOOK, at Notre Dame (Nov 02, 2019)
Pass completions	29	I. BOOK, at Notre Dame (Nov 02, 2019)
Yards Passing	422	Perry, N., at Miami (Oct 05, 2019)
TD Passes	5	Howell, S, vs North Carolina (Oct 19, 2019)
Long Pass	68	Howell, S, vs North Carolina (Oct 19, 2019)
Receptions	9	Coulter, vs Rhode Island (Oct 12, 2019)
		Newsome, D, vs North Carolina (Oct 19, 2019)
Yards Receiving	162	Hinton, K, vs Wake Forest (Nov 09, 2019)
TD Receptions	2	Gray,N., vs Duke (Sep 27, 2019)
		Thomas, J., at Miami (Oct 05, 2019)
		Newsome, D, vs North Carolina (Oct 19, 2019)
		Surratt, S, vs Wake Forest (Nov 09, 2019)
Long Reception	68	Green, A, vs North Carolina (Oct 19, 2019)
Field Goals	3	Carrick, vs Rhode Island (Oct 12, 2019)
Long Field Goal	41	Carrick, vs Rhode Island (Oct 12, 2019)
Punts	9	Harvin III, P., at Georgia Tech (Nov 16, 2019)
Punting Avg	51.6	Maggio, D, vs Wake Forest (Nov 09, 2019)
Long Punt	58	Harvin III, P., at Georgia Tech (Nov 16, 2019)
Punts inside 20	4	Grayson Atkins, vs Furman (Sep 14, 2019)
Long Punt Return	29	Thomas, J., at Miami (Oct 05, 2019)
Long Kickoff Return	28	Thomas, Jua., at Georgia Tech (Nov 16, 2019)
Tackles	17	Surratt, C, vs North Carolina (Oct 19, 2019)
Sacks	1.5	Dru Seabrook, vs Furman (Sep 14, 2019)
		Basham, C, vs Wake Forest (Nov 09, 2019)
Tackles For Loss	3.0	Pinckney, M., at Miami (Oct 05, 2019)
Interceptions	1	Sebastian,B, at Boston College (Aug 31, 2019)
		Sparacio,J, at Boston College (Aug 31, 2019)
		Karafa,T, at Boston College (Aug 31, 2019)
		T. Blackshear, vs Furman (Sep 14, 2019)
		Johnson,L., vs Duke (Sep 27, 2019)
		K. HAMILTON, at Notre Dame (Nov 02, 2019)

OPPONENT GAME HIGHS

Rushes	48	at Boston College (Aug 31, 2019)
Yards Rushing	234	vs Duke (Sep 27, 2019)
Yards Per Rush	5.7	vs Duke (Sep 27, 2019)
TD Rushes	3	at Boston College (Aug 31, 2019)
		vs Duke (Sep 27, 2019)
Pass attempts	55	at Miami (Oct 05, 2019)
Pass completions	32	at Miami (Oct 05, 2019)
Yards Passing	469	at Miami (Oct 05, 2019)
Yards Per Pass	10.2	at Boston College (Aug 31, 2019)
TD Passes	5	vs North Carolina (Oct 19, 2019)
Total Plays	91	at Notre Dame (Nov 02, 2019)
Total Offense	563	at Miami (Oct 05, 2019)
Yards Per Play	7.2	at Miami (Oct 05, 2019)
Points	45	vs Duke (Sep 27, 2019)
Sacks By	4	vs Furman (Sep 14, 2019)
First Downs	27	at Miami (Oct 05, 2019)
Penalties	11	at Miami (Oct 05, 2019)
Penalty Yards	90	at Miami (Oct 05, 2019)
Turnovers	5	at Miami (Oct 05, 2019)
Interceptions By	3	at Boston College (Aug 31, 2019)
Punts	9	at Georgia Tech (Nov 16, 2019)
Punting Avg	51.6	vs Wake Forest (Nov 09, 2019)
Long Punt	58	at Georgia Tech (Nov 16, 2019)
Punts inside 20	4	vs Furman (Sep 14, 2019)
Long Punt Return	29	at Miami (Oct 05, 2019)

2019 STATISTICS

VIRGINIA TECH MISCELLANEOUS STATS

3RD-DOWN CONVERSIONS

DATE	OPPONENT	SCORE	OVERALL	1ST QTR	2ND QTR	3RD QTR	4TH QTR	OT
Aug. 31	at Boston College*	L 28-35	8-18 44.4%	1-4 25.0%	2-4 50.0%	2-4 50.0%	3-6 50.0%	
Sept. 7	Old Dominion	W 31-17	8-13 61.5%	2-3 66.7%	3-5 60.0%	1-1 100.0%	2-4 50.0%	
Sept. 14	Furman	W 24-17	8-15 53.3%	3-5 60.0%	1-3 33.3%	2-3 66.7%	2-4 50.0%	
Sept. 27	Duke*	L 10-45	4-12 33.3%	1-4 25.0%	1-3 33.3%	1-3 33.3%	1-2 50.0%	
Oct. 5	at Miami*	W 42-35	9-16 56.2%	3-4 75.0%	4-5 80.0%	0-3 0.0%	2-4 50.0%	
Oct. 12	Rhode Island	W 34-17	6-10 60.0%	3-4 75.0%	1-2 50.0%	2-2 100.0%	0-2 0.0%	
Oct. 19	North Carolina*	W 43-41	5-17 29.4%	1-2 50.0%	1-2 50.0%	2-5 40.0%	1-4 25.0%	0-4 0.0%
Nov. 2	at Notre Dame	L 20-21	4-16 25.0%	1-6 16.7%	1-3 33.3%	1-3 33.3%	1-4 25.0%	
Nov. 9	Wake Forest*	W 36-17	3-14 21.4%	2-6 33.3%	1-4 25.0%	0-2 0.0%	0-2 0.0%	
Nov. 16	at Georgia Tech*	W 45-0	3-10 30.0%	1-2 50.0%	0-3 0.0%	1-3 33.3%	1-2 50.0%	
Nov. 23	Pitt*							
Nov. 29	at Virginia*							
Virginia Tech			58-141 41.1%	18-40 45.0%	15-34 44.1%	12-29 41.4%	13-34 38.2%	0-4 0.0%
Opponents			62-163 38.0%	7-35 20.0%	17-38 44.7%	15-34 44.1%	19-49 38.8%	4-7 57.1%

4TH-DOWN CONVERSIONS

DATE	OPPONENT	SCORE	OVERALL	1ST QTR	2ND QTR	3RD QTR	4TH QTR	OT
Aug. 31	at Boston College*	L 28-35	3-3 100.0%	0-0 0.0%	0-0 0.0%	1-1 100.0%	2-2 100.0%	
Sept. 7	Old Dominion	W 31-17	0-0 0.0%	0-0 0.0%	0-0 0.0%	0-0 0.0%	0-0 0.0%	
Sept. 14	Furman	W 24-17	0-0 0.0%	0-0 0.0%	0-0 0.0%	0-0 0.0%	0-0 0.0%	
Sept. 27	Duke*	L 10-45	0-1 0.0%	0-0 0.0%	0-0 0.0%	0-1 0.0%	0-0 0.0%	
Oct. 5	at Miami*	W 42-35	0-0 0.0%	0-0 0.0%	0-0 0.0%	0-0 0.0%	0-0 0.0%	
Oct. 12	Rhode Island	W 34-17	0-1 0.0%	0-0 0.0%	0-1 0.0%	0-0 0.0%	0-0 0.0%	
Oct. 19	North Carolina*	W 43-41	1-1 100.0%	0-0 0.0%	0-0 0.0%	0-0 0.0%	0-0 0.0%	1-1 100.0%
Nov. 2	at Notre Dame	L 20-21	1-1 100.0%	1-1 100.0%	0-0 0.0%	0-0 0.0%	0-0 0.0%	
Nov. 9	Wake Forest*	W 36-17	2-2 100.0%	1-1 100.0%	1-1 100.0%	0-0 0.0%	0-0 0.0%	
Nov. 16	at Georgia Tech*	W 45-0	1-2 50.0%	0-0 0.0%	1-1 100.0%	0-0 0.0%	0-1 0.0%	
Nov. 23	Pitt*							
Nov. 29	at Virginia*							
Virginia Tech			8-11 72.7%	2-2 100.0%	2-3 66.7%	1-2 50.0%	2-3 66.7%	1-1 100.0%
Opponents			14-24 58.3%	0-1 0.0%	2-3 66.7%	0-1 0.0%	12-19 63.2%	0-0 0.0%

TIME OF POSSESSION

DATE	OPPONENT	SCORE	OVERALL	1ST QTR	2ND QTR	3RD QTR	4TH QTR
Aug. 31	at Boston College*	L 28-35	33:58	6:20	8:08	11:50	7:40
Sept. 7	Old Dominion	W 31-17	26:40	7:05	8:47	6:45	4:03
Sept. 14	Furman	W 24-17	29:48	8:20	6:00	8:23	7:05
Sept. 27	Duke*	L 10-45	27:46	11:12	6:23	5:10	5:01
Oct. 5	at Miami*	W 42-35	28:45	6:58	10:57	5:17	5:33
Oct. 12	Rhode Island	W 34-17	31:06	9:15	5:58	7:06	8:47
Oct. 19	North Carolina*	W 43-41	32:52	6:44	8:09	8:26	9:33
Nov. 2	at Notre Dame	L 20-21	28:48	7:48	5:25	9:53	5:42
Nov. 9	Wake Forest*	W 36-17	36:09	10:55	10:37	7:20	7:17
Nov. 16	at Georgia Tech*	W 45-0	31:39	8:12	7:31	8:51	7:05
Nov. 23	Pitt*						
Nov. 29	at Virginia*						
Virginia Tech			Total 307:31	82:49	77:55	79:01	67:46
			Avg. 30:45	8:16	7:47	7:54	6:46
Opponents			Total 292:29	67:11	72:05	70:59	82:14
			Avg. 29:14	6:43	7:12	7:05	8:13

RED ZONE STATS

VIRGINIA TECH INSIDE OPPONENT RED-ZONE			TIMES IN RZ	TIMES SCORED	TOTAL PTS	TDS	RUSH TDS	PASS TDS	FGS MADE	FGA	FAILED TO SCORE INSIDE RZ				
DATE	OPPONENT	SCORE	IN RZ	SCORED	PTS	TDS	TDS	TDS	MADE	FGA	DOWNES	INT	FUMB	HALF	GAME
Aug. 31	at Boston College*	L 28-35	4	3	21	3	0	3	0	0	0	1	0	0	0
Sept. 7	Old Dominion	W 31-17	5	5	31	4	2	2	1	0	0	0	0	0	0
Sept. 14	Furman	W 24-17	3	3	17	2	1	1	1	0	0	0	0	0	0
Sept. 27	Duke*	L 10-45	1	1	3	0	0	0	1	0	0	0	0	0	0
Oct. 5	at Miami*	W 42-35	6	6	42	6	3	3	0	0	0	0	0	0	0
Oct. 12	Rhode Island	W 34-17	5	5	27	3	1	2	2	0	0	0	0	0	0
Oct. 19	North Carolina*	W 43-41	5	5	27	3	1	2	2	0	0	0	0	0	0
Nov. 2	at Notre Dame	L 20-21	2	2	10	1	0	1	1	0	0	0	0	0	0
Nov. 9	Wake Forest*	W 36-17	7	7	36	4	4	0	3	0	0	0	0	0	0
Nov. 16	at Georgia Tech*	W 45-0	7	6	38	5	4	1	1	0	1	0	0	0	0
Nov. 23	Pitt*														
Nov. 29	at Virginia*														
Totals 43 of 45 (95.6%)			45	43	252	31	16	15	12	0	1	1	0	0	0
OPPONENT INSIDE VIRGINIA TECH RED-ZONE			TIMES IN RZ	TIMES SCORED	TOTAL PTS	TDS	RUSH TDS	PASS TDS	FGS MADE	FGA	FAILED TO SCORE INSIDE RZ				
DATE	OPPONENT	SCORE	IN RZ	SCORED	PTS	TDS	TDS	TDS	MADE	FGA	DOWNES	INT	FUMB	HALF	GAME
Aug. 31	at Boston College*	L 28-35	5	3	21	3	2	1	0	1	1	0	0	0	0
Sept. 7	Old Dominion	W 31-17	4	3	17	2	2	0	1	0	1	0	0	0	0
Sept. 14	Furman	W 24-17	3	3	17	2	2	0	1	0	0	0	0	0	0
Sept. 27	Duke*	L 10-45	4	4	24	3	1	2	1	0	0	0	0	0	0
Oct. 5	at Miami*	W 42-35	4	2	14	2	0	2	0	0	0	1	0	1	0
Oct. 12	Rhode Island	W 34-17	3	2	11	1	0	1	1	0	1	0	0	0	0
Oct. 19	North Carolina*	W 43-41	6	5	27	3	0	3	2	1	0	0	0	0	0
Nov. 2	at Notre Dame	L 20-21	6	3	21	3	1	2	0	1	0	1	1	0	0
Nov. 9	Wake Forest*	W 36-17	1	1	7	1	0	1	0	0	0	0	0	0	0
Nov. 16	at Georgia Tech*	W 45-0	0	0	0	0	0	0	0	0	0	0	0	0	0
Nov. 23	Pitt*														
Nov. 29	at Virginia*														
Totals 26 of 36 (72.2%)			36	26	159	20	8	12	6	3	3	2	1	1	0

2019 STATISTICS

SCORING DRIVES

VIRGINIA TECH SCORING

QTR	OPPONENT	SCORING PLAY	PLAYS-YDS.-TOP
1	Boston College	Grimsley, H 55 Pass From Willis, R (Johnson, B)	6-79-2:51
2	Boston College	Robinson, T 20 Pass From Willis, R (Johnson, B)	9-88-3:31
3	Boston College	Mitchell, J 11 Pass From Willis, R (Johnson, B)	11-59-5:27
4	Boston College	Smith, K 11 Pass From Willis, R (Johnson, B)	18-83-5:40
1	Old Dominion	King, K 4 Rush (Johnson, B)	10-77-3:30
1	Old Dominion	FG Johnson, B 24	9-70-3:30
2	Old Dominion	Grimsley, H 9 Pass From Willis, R (Johnson, B)	8-59-2:48
3	Old Dominion	Willis, R 1 Rush (Johnson, B)	12-93-5:21
4	Old Dominion	Patterson, P 13 Pass From Willis, R (Johnson, B)	3-17-1:08
1	Furman	FG Johnson, B 35	10-28-4:34
3	Furman	Mitchell, J 3 Rush (Johnson, B)	6-83-2:15
3	Furman	Turner, T 2 Pass From Willis, R (Johnson, B)	4-26-1:38
4	Furman	Turner, T 29 Rush (Johnson, B)	5-62-1:51
1	Duke	FG Johnson, B 20	10-38-5:19
3	Duke	Hazelton, D 72 Pass From Willis, R (Johnson, B)	3-78-0:54
1	Miami	Hooker, H 12 Rush (Johnson, B)	8-48-3:54
1	Miami	Keene, D 20 Pass From Hooker, H (Johnson, B)	2-23-0:36
1	Miami	Mitchell, J 1 Rush (Johnson, B)	4-20-0:54
2	Miami	Keene, D 17 Pass From Hooker, H (Johnson, B)	12-80-6:02
4	Miami	Keene, D 5 Pass From Hooker, H (Johnson, B)	4-80-1:35
4	Miami	McCleave, D 3 Rush (Johnson, B)	5-63-2:13
1	Rhode Island	FG Johnson, B 22	13-81-6:16
1	Rhode Island	Hazelton, D 9 Pass From Hooker, H (Johnson, B)	9-86-2:59
2	Rhode Island	Hazelton, D 37 Pass From Hooker, H (Johnson, B)	6-66-2:28
3	Rhode Island	Keene, D 3 Pass From Hooker, H (Johnson, B)	10-93-4:25
4	Rhode Island	McCleave, D 1 Rush (Johnson, B)	9-75-3:56
4	Rhode Island	FG Johnson, B 22	10-76-5:27
1	North Carolina	Turner, T 55 Pass From Hooker, H (Johnson, B)	5-80-2:01
2	North Carolina	McCleave, D 2 Rush (Johnson, B)	8-75-3:26
2	North Carolina	Hazelton, D 11 Pass From Willis, R (Johnson, B)	7-64-2:39
4	North Carolina	FG Johnson, B 23	13-61-6:49
4	North Carolina	Patterson II, Q 53 Rush (Johnson, B)	2-75-0:40
OT	North Carolina	FG Johnson, B 38	4-5-0:00
OT	North Carolina	Hazelton, D 18 Pass From Patterson II, Q (Johnson, B)	4-25-0:00
OT	North Carolina	Patterson II, Q 2-point conversion Rush	-
1	Notre Dame	Hazelton, D 8 Pass From Patterson II, Q (Johnson, B)	8-45-2:25
2	Notre Dame	Deablo, D 98 Fumble Return (Johnson, B)	-
3	Notre Dame	FG Johnson, B 44	7-49-4:00
4	Notre Dame	FG Johnson, B 25	10-76-4:49
1	Wake Forest	FG Johnson, B 35	19-64-9:27
2	Wake Forest	FG Johnson, B 32	13-68-7:02
3	Wake Forest	McCleave, D 2 Rush (Johnson, B)	5-51-2:32
3	Wake Forest	McCleave, D 6 Rush (Johnson, B)	4-74-1:50
3	Wake Forest	FG Johnson, B 35	4-3-1:25
4	Wake Forest	Mitchell, J 1 Rush (pass failed)	6-80-3:09
4	Wake Forest	Hooker, H 7 Rush (Johnson, B)	1-7-0:03
1	Georgia Tech	Hooker, H 3 Rush (Johnson, B)	5-71-2:00
1	Georgia Tech	King, K 2 Rush (Johnson, B)	7-77-3:33
2	Georgia Tech	Hooker, H 5 Rush (Johnson, B)	8-69-3:39
2	Georgia Tech	Farley, C 17 Interception Return (Johnson, B)	-
2	Georgia Tech	FG Johnson, B 22	5-39-2:12
3	Georgia Tech	Mitchell, J 7 Pass From Hooker, H (Johnson, B)	4-19-1:34
3	Georgia Tech	Patterson II, Q 2 Rush (Johnson, B)	5-87-2:33
Totals			370-2995-158:50
Average Scoring Drive			7.3 plays-58.7 yds.

53 Total Scores (18 Run, 19 Pass, 13 FG, 0 S.T., 0 Safety, 2 Defense, 1 XPT)
 15 First Quarter Scores (5 Run, 5 Pass, 5 FG, 0 S.T., 0 Safety, 0 Defense)
 11 Second Quarter Scores (2 Run, 5 Pass, 2 FG, 2 S.T., 0 Safety, 2 Defense)
 12 Third Quarter Scores (5 Run, 5 Pass, 2 FG, 0 S.T., 0 Safety, 0 Defense)
 12 Fourth Quarter Scores (6 Run, 3 Pass, 3 FG, 0 S.T., 0 Safety, 0 Defense)
 3 Overtime Scores (0 Run, 1 Pass, 1 FG, 0 S.T., 0 Safety, 0 Defense, 1 XPT)

Most plays in a scoring drive: 19 plays - vs. Wake Forest (19-64-9:27 FG)
Longest scoring drive: 93 yards - vs. Old Dominion (12-93-5:21 TD)
 & vs. Rhode Island (10-93-4:25 TD)
Longest TOP scoring drive: 9:27 - vs. Wake Forest (19-64-9:27 FG)
Average TOP on offensive scoring drives: 3:06

OPPONENT SCORING

QTR	OPPONENT	SCORING PLAY	PLAYS-YDS.-TOP
1	Boston College	Flowers,Z 33 Pass From Brown,A (Boumerhi,A)	5-67-1:18
2	Boston College	Dillon,A 17 Rush (Boumerhi,A)	9-75-3:27
2	Boston College	White,K 17 Pass From Brown,A (Boumerhi,A)	3-17-0:42
2	Boston College	Brown,A 28 Rush (Boumerhi,A)	2-28-0:14
4	Boston College	Bailey,D 1 Rush (Boumerhi,A)	10-56-3:31
1	Old Dominion	FG RICE, Nick 34	12-48-6:43
3	Old Dominion	SMARTT, Stone 3 Rush (RICE, Nick)	10-75-5:16
4	Old Dominion	SMARTT, Stone 15 Rush (RICE, Nick)	5-78-1:34
2	Furman	Devin Abrams 4 Rush (Grayson Atkins)	6-41-3:16
2	Furman	Darren Grainger 15 Rush (Grayson Atkins)	9-42-5:10
4	Furman	FG Grayson Atkins 22	10-70-3:15
2	Duke	Gray,N. 16 Pass From Harris,Q. (Reed,A.)	1-16-0:05
2	Duke	Gray,N. 1 Pass From Harris,Q. (Reed,A.)	9-67-3:32
2	Duke	Jackson,D. 25 Pass From Calhoun,J. (Reed,A.)	9-91-3:46
3	Duke	FG Reed,A. 31	10-49-3:08
3	Duke	Harris,Q. 42 Rush (Reed,A.)	1-42-0:08
4	Duke	Jackson,D. 32 Rush (Reed,A.)	10-75-5:06
4	Duke	Katrenick,C. 9 Rush (Reed,A.)	11-57-7:24
2	Miami	Pope, M. 38 Pass From Perry, N. (Baxa, B.)	5-84-0:53
3	Miami	Jordan, B. 6 Pass From Perry, N. (Baxa, B.)	8-88-3:33
4	Miami	Thomas, J. 13 Pass From Perry, N. (Baxa, B.)	10-65-5:40
4	Miami	Thomas, J. 25 Pass From Perry, N.	6-61-1:12
4	Miami	Dallas, D. 62 Rush (kick failed)	2-69-0:50
2	Rhode Island	FG Carrick 41	7-51-4:02
2	Rhode Island	FG Carrick 36	14-56-6:17
3	Rhode Island	A. Dorsey 9 Pass From Priore (Aa. Parker pass)	8-75-2:34
3	Rhode Island	FG Carrick 41	10-60-5:16
1	North Carolina	Newsome, D 47 Pass From Howell, S (Ruggles, N)	4-75-0:48
1	North Carolina	FG Ruggles, N 26	7-25-2:20
2	North Carolina	Newsome, D 10 Pass From Howell, S (Ruggles, N)	9-81-3:59
3	North Carolina	Groves, R 6 Pass From Howell, S (Ruggles, N)	8-71-3:48
4	North Carolina	Green, A 68 Pass From Howell, S (Ruggles, N)	3-80-1:06
OT	North Carolina	FG Ruggles, N 29	7-13-0:00
OT	North Carolina	Corrales, B 8 Pass From Howell, S (Ruggles, N)	6-25-0:00
1	Notre Dame	C. KMET 8 Pass From I. BOOK (J. DOERER)	2-26-0:26
2	Notre Dame	T. TREMBLE 4 Pass From I. BOOK (J. DOERER)	11-77-4:25
4	Notre Dame	I. BOOK 7 Rush (J. DOERER)	18-87-2:53
1	Wake Forest	FG Sciba, N 40	5-37-1:23
2	Wake Forest	Surratt, S 11 Pass From Newman, J (Sciba, N)	7-75-1:59
3	Wake Forest	Surratt, S 24 Pass From Newman, J (Sciba, N)	6-75-2:01
Totals			295-2350-113:00
Average Scoring Drive			7.4 plays-58.8 yds.
40	Total Scores (12 Run, 19 Pass, 9 FG, 0 S.T., 0 Safety, 0 Defense, 0 XPT)		
6	First Quarter Scores (0 Run, 3 Pass, 3 FG, 0 S.T., 0 Safety, 0 Defense)		
14	Second Quarter Scores (4 Run, 8 Pass, 2 FG, 0 S.T., 0 Safety, 0 Defense)		
8	Third Quarter Scores (2 Run, 4 Pass, 2 FG, 0 S.T., 0 Safety, 0 Defense)		
10	Fourth Quarter Scores (6 Run, 3 Pass, 1 FG, 0 S.T., 0 Safety, 0 Defense)		
2	Overtime Scores (0 Run, 1 Pass, 1 FG, 0 S.T., 0 Safety, 0 Defense, 0 XPT)		
Most plays in a scoring drive:	18 plays - vs. Notre Dame (18-87-2:53 TD)		
Longest scoring drive:	91 yards - Duke (9-91-3:46 TD)		
Longest TOP scoring drive:	7:24 - Duke (11-57-7:24 TD)		
Average TOP on offensive scoring drives:	2:49		

53 Total Scores (18 Run, 19 Pass, 13 FG, 0 S.T., 0 Safety, 2 Defense, 1 XPT)
 15 First Quarter Scores (5 Run, 5 Pass, 5 FG, 0 S.T., 0 Safety, 0 Defense)
 11 Second Quarter Scores (2 Run, 5 Pass, 2 FG, 2 S.T., 0 Safety, 2 Defense)
 12 Third Quarter Scores (5 Run, 5 Pass, 2 FG, 0 S.T., 0 Safety, 0 Defense)
 12 Fourth Quarter Scores (6 Run, 3 Pass, 3 FG, 0 S.T., 0 Safety, 0 Defense)
 3 Overtime Scores (0 Run, 1 Pass, 1 FG, 0 S.T., 0 Safety, 0 Defense, 1 XPT)

Most plays in a scoring drive: 19 plays - vs. Wake Forest (19-64-9:27 FG)
Longest scoring drive: 93 yards - vs. Old Dominion (12-93-5:21 TD)
 & vs. Rhode Island (10-93-4:25 TD)
Longest TOP scoring drive: 9:27 - vs. Wake Forest (19-64-9:27 FG)
Average TOP on offensive scoring drives: 3:06

2019 STATISTICS

OFFENSIVE GAME-BY-GAME

PASSING

#2 HOOKER, H	ATT	COMP	INT	PCT	YARDS	TD	LONG	SACK	YDS	EFFIC
Duke	2	1	0	50.0	8	0	8	0	0	83.6
Miami	20	10	0	50.0	184	3	67	2	13	176.8
Rhode Island	27	16	0	59.3	261	3	40	2	11	177.1
North Carolina	12	8	0	66.7	127	1	55	0	0	183.1
Wake Forest	23	15	0	65.2	242	0	50	2	11	153.6
Georgia Tech	13	9	0	69.2	159	1	37	1	9	197.4
TOTALS	97	59	0	60.8	981	8	67	7	44	173.0

#5 WILLIS, R

	ATT	COMP	INT	PCT	YARDS	TD	LONG	SACK	YDS	EFFIC
Boston College	47	29	3	61.7	344	4	55	2	12	138.5
Old Dominion	28	16	0	57.1	272	2	36	1	5	162.3
Furman	21	17	1	81.0	123	1	22	4	29	136.3
Duke	18	7	1	38.9	112	1	72	1	9	98.4
North Carolina	3	3	0	100.0	55	1	25	2	17	364.0
TOTALS	117	72	5	61.5	906	9	72	10	72	143.4

#4 PATTERSON II, Q

	ATT	COMP	INT	PCT	YARDS	TD	LONG	SACK	YDS	EFFIC
North Carolina	6	3	0	50.0	54	1	22	1	4	180.6
Notre Dame	28	9	1	32.1	139	1	50	1	4	78.5
Georgia Tech	2	2	0	100.0	64	0	64	0	0	368.8
TOTALS	36	14	1	38.9	257	2	64	2	8	111.6

#83 ROBINSON, T

	ATT	COMP	INT	PCT	YARDS	TD	LONG	SACK	YDS	EFFIC
Rhode Island	1	0	0	0.0	0	0	0	0	0	0.0
Georgia Tech	1	0	0	0.0	0	0	0	0	0	0.0
TOTALS	2	0	0	0.0	0	0	0	0	0	0.0

RUSHING

PLAYER	NO-YDS/TD	BC	ODU	FUR	DU	MIA	URI	UNC	ND	WF	GT	PITT	UVA
McClease, D RB	138-600/5	11-32/0	20-64/0	10-24/0	17-102/0	14-57/1	12-124/1	13-72/1	13-32/0	17-59/2	11-34/0		
King, K RB	66-304/2	10-33/0	6-23/1	12-119/0	6-16/0	12-19/0	6-30/0	DNP	DNP	7-35/0	7-29/1		
Patterson II, Q QB	50-241/2	DNP	DNP	DNP	1-2/0	-	-	21-122/1	19-77/0	DNP	9-40/1		
Hooker, H QB	70-235/4	DNP	3-7/0	-	4--11/0	16-76/1	15-43/0	10-41/0	DNP	15-69/1	7-10/2		
Turner, T WR	15-175/1	1-7/0	-	5-68/1	1--4/0	DNP	DNP	1-7/0	2--15/0	4-73/0	1-39/0		
Robinson, T WR	9-95/0	-	1-3/0	1-21/0	2-3/0	-	2-13/0	1--1/0	-	1-7/0	1-49/0		
Steward, C RB	15-68/0	DNP	1-0/0	1-3/0	7-25/0	DNP	DNP	DNP	DNP	DNP	6-40/0		
Willis, R QB	39-34/1	13-13/0	8-34/1	10--5/0	4-5/0	-	DNP	4--13/0	DNP	DNP	DNP		
Keene, D TE	9-27/0	-	-	-	-	-	-	7-25/0	2-2/0	-	-		
Gary, T RB	4-24/0	DNP	DNP	DNP	DNP	DNP	4-24/0	DNP	DNP	DNP	DNP		
Holston, J RB	6-19/0	6-19/0	DNP	DNP	DNP	DNP	DNP	DNP	DNP	DNP	DNP		
Mitchell, J TE	4-6/3	-	-	1-3/1	1-1/0	1-1/1	-	-	-	1-1/1	-		
Grimsley, H WR	1-3/0	-	-	-	-	-	-	-	-	-	1-3/0		
Hazelton, D WR	1-3/0	-	DNP	DNP	-	-	-	1-3/0	-	-	-		
TEAM	12--46/0	1--6/0	-	3--6/0	-	-	1--10/0	2--2/0	-	3--16/0	2--6/0		

RECEIVING

PLAYER	NO-YDS/TD	BC	ODU	FUR	DU	MIA	URI	UNC	ND	WF	GT	PITT	UVA
Hazelton, D WR	22-386/6	-	DNP	DNP	1-72/1	1-29/0	5-93/2	3-43/2	5-63/1	7-86/0	-		
Turner, T WR	23-378/2	5-49/0	3-60/0	4-29/1	-	DNP	DNP	5-106/1	2-58/0	2-30/0	2-46/0		
Mitchell, J TE	18-325/2	2-22/1	1-20/0	2-10/0	-	3-75/0	1-27/0	2-23/0	-	3-58/0	4-90/1		
Robinson, T WR	24-267/1	6-72/1	4-62/0	4-31/0	4-25/0	1-7/0	4-48/0	1-22/0	-	-	-		
Keene, D TE	17-175/4	4-13/0	-	2-14/0	-	5-73/3	4-53/1	1-18/0	-	-	1-4/0		
Grimsley, H WR	10-170/2	4-98/1	2-45/1	-	1-9/0	-	-	-	2-18/0	-	1-0/0		
King, K RB	7-149/0	1-3/0	-	2-16/0	-	-	1-40/0	DNP	DNP	1-8/0	2-82/0		
Smith, K WR	9-121/1	4-62/1	2-32/0	2-22/0	-	-	DNP	1-5/0	-	-	-		
Patterson, P WR	6-72/1	2-19/0	3-44/1	-	1-9/0	-	DNP	DNP	DNP	-	-		
McClease, D RB	7-51/0	1-6/0	1-9/0	1-1/0	1-5/0	-	-	1-19/0	-	1-10/0	1-1/0		
Wheatley, T RB	1-50/0	DNP	-	-	-	DNP	-	-	-	1-50/0	DNP		
Simmons, D WR	1-0/0	DNP	-	DNP	-	DNP	1-0/0	-	DNP	DNP	-		

FIELD GOALS

PLAYER	FG-FGA (LG)	BC	ODU	FUR	DU	MIA	URI	UNC	ND	WF	GT	PITT	UVA
Johnson, B	13-17 (44)	-	1-2 (24)	1-2 (35)	1-1 (20)	-	2-2 (22)	2-4 (38)	2-2 (44)	3-3 (35)	1-1 (22)		

PUNTING

PLAYER	NO-YDS-AVG	BC	ODU	FUR	DU	MIA	URI	UNC	ND	WF	GT	PITT	UVA
Bradburn, O	40-1931-48.3	6-273-45.5	3-170-56.7	4-208-52.0	5-206-41.2	7-353-50.4	1-39-39.0	6-295-49.2	-	4-205-51.3	9-434-48.2		
Romo, J P	8-354-44.3	-	-	-	-	-	-	-	8-354-44.3	-	-		

2019 STATISTICS

DEFENSIVE GAME-BY-GAME

TOTAL TACKLES

PLAYER	UA-A	TOT	BC	ODU	FUR	DU	MIA	URI	UNC	ND	WF	GT	PITT	UVA
Ashby, R LB	48-44	92	7-6	5-5	0-4	3-5	6-5	7-1	5-13	11-2	1-1	3-2		
Deablo, D DB	33-27	60	5-5	2-6	2-1	5-2	2-3	2-0	3-5	5-0	4-5	3-0		
Hollifield, D LB	15-38	53	1-3	1-7	2-8	3-1	0-1	1-4	0-6	4-2	1-5	2-1		
Floyd, R DB	28-24	52	3-6	2-2	3-2	4-4	3-1	4-1	1-1	6-1	2-6	-		
Conner, C DB	34-14	48	3-2	4-0	7-1	2-3	4-1	2-1	4-5	-	1-1	7-0		
Waller, J DB	29-10	39	4-2	6-1	1-1	3-1	4-1	2-0	1-1	2-0	2-2	4-1		
Tisdale, A LB	17-19	36	1-4	0-1	-	1-6	4-5	3-1	1-0	3-1	1-1	3-0		
Belmar, E DL	15-17	32	-	3-2	3-4	2-3	1-0	0-2	2-5	1-0	2-0	1-1		
Hewitt, J DL	10-15	25	0-1	1-4	1-3	0-2	1-0	-	3-2	2-0	1-1	1-2		
Garbutt, T DL	12-12	24	-	DNP	DNP	3-4	0-1	3-1	3-1	2-2	1-3	-		
Crawford, D DL	12-9	21	1-2	-	2-1	2-3	0-1	DNP	DNP	2-0	3-1	2-1		
Pollard, N DL	8-12	20	1-3	1-2	-	0-1	1-1	0-1	3-2	1-0	0-2	1-0		
Farley, C DB	14-5	19	3-1	2-1	1-2	-	1-1	2-0	-	3-0	2-0	-		
Ladler, K DB	10-7	17	1-1	0-1	0-1	0-1	-	-	0-2	5-0	0-1	4-0		
Chatman, A DB	11-6	17	0-1	1-0	-	-	1-2	-	2-3	4-0	3-0	-		
Adams, E DL	4-11	15	1-1	1-0	1-6	0-1	0-1	0-2	1-0	-	DNP	-		
Griffin, J DL	7-7	14	1-1	2-2	0-1	1-2	2-1	-	-	1-0	DNP	-		
Hunter, D DB	8-5	13	-	-	1-0	0-1	-	-	4-4	-	1-0	2-0		
Quillen, J DB	6-7	13	0-1	DNP	1-1	0-1	1-0	3-2	DNP	1-0	0-2	-		
Kendricks, M DL	7-4	11	2-0	1-1	1-0	-	1-0	0-1	-	1-0	0-2	1-0		
Becton, J DL	5-5	10	2-1	0-2	-	DNP	-	-	-	DNP	1-1	2-1		
Murray, B DB	2-2	4	-	-	DNP	0-1	-	-	-	1-0	-	1-1		
Porcher, R DL	1-2	3	DNP	1-1	-	-	-	0-1	DNP	DNP	DNP	DNP		
Rivers, D LB	2-1	3	-	1-0	-	-	0-1	-	-	-	-	1-0		
Rodgers, T DB	2-0	2	1-0	-	-	-	-	-	-	DNP	-	1-0		
Robinson, T	2-0	2	-	-	-	1-0	-	-	-	-	1-0	-		
Artis, K LB	2-0	2	1-0	-	-	1-0	DNP	DNP	DNP	DNP	DNP	DNP		
Ferguson, D LB	1-0	1	DNP	DNP	DNP	DNP	DNP	DNP	DNP	DNP	-	1-0		
Webb, J DB	1-0	1	DNP	DNP	DNP	-	DNP	-	DNP	DNP	DNP	1-0		
Dzansi, S	1-0	1	1-0	-	-	-	-	-	-	-	DNP	DNP		
Thompson, N DB	1-0	1	-	-	DNP	DNP	-	-	DNP	1-0	-	-		
Patterson II, Q	1-0	1	DNP	DNP	DNP	-	-	-	-	1-0	DNP	-		

SACKS

PLAYER	UA-A	TOT	BC	ODU	FUR	DU	MIA	URI	UNC	ND	WF	GT	PITT	UVA
Conner, C DB	5-0	5.0	-	1.0-4	1.0-7	-	1.0-13	1.0-14	-	-	1.0-13	-		
Belmar, E DL	3-2	4.0	-	0.5-5	1.5-8	-	1.0-3	-	-	-	1.0-6	-		
Hewitt, J DL	2-4	4.0	-	0.5-0	-	-	-	-	2.5-12	-	0.5-4	0.5-2		
Pollard, N DL	3-0	3.0	-	-	-	-	1.0-9	-	2.0-9	-	-	-		
Tisdale, A LB	3-0	3.0	-	-	-	-	-	1.0-9	-	-	-	2.0-13		
Ashby, R LB	2-2	3.0	1.0-6	-	0.5-2	-	1.0-9	-	0.5-4	-	-	-		
Griffin, J DL	2-1	2.5	-	1.0-1	-	-	1.5-14	-	-	-	DNP	-		
Crawford, D DL	2-1	2.5	-	-	1.0-6	-	-	DNP	DNP	-	-	1.5-20		
Kendricks, M DL	1-2	2.0	-	0.5-4	-	-	1.0-1	0.5-5	-	-	-	-		
Waller, J DB	1-1	1.5	-	1.0-12	-	-	0.5-3	-	-	-	-	-		
Porcher, R DL	0-2	1.0	DNP	0.5-1	-	-	-	0.5-5	DNP	DNP	DNP	DNP		
Hollifield, D LB	1-0	1.0	-	-	-	-	-	-	-	1.0-1	-	-		
Garbutt, T DL	0-1	0.5	-	DNP	DNP	-	-	-	-	-	0.5-4	-		

TACKLES FOR LOSS

PLAYER	UA-A	TOT	BC	ODU	FUR	DU	MIA	URI	UNC	ND	WF	GT	PITT	UVA
Ashby, R LB	10-6	13.0	3.5-13	-	1.0-3	1.5-1	2.0-10	-	2.0-6	3.0-10	-	-		
Conner, C DB	8-1	8.5	-	2.0-8	1.0-7	-	1.0-13	1.0-14	-	-	1.5-13	2.0-9		
Belmar, E DL	4-3	5.5	-	1.5-7	1.5-8	-	1.0-3	-	0.5-1	-	1.0-6	-		
Tisdale, A LB	4-3	5.5	-	-	-	0.5-1	0.5-0	2.0-10	-	-	0.5-2	2.0-13		
Hewitt, J DL	2-6	5.0	-	1.0-1	-	-	-	-	3.0-14	-	0.5-4	0.5-2		
Deablo, D DB	2-5	4.5	0.5-0	0.5-1	-	-	0.5-1	-	1.5-4	-	0.5-1	1.0-12		
Pollard, N DL	3-2	4.0	-	-	-	-	1.0-9	-	2.0-9	-	1.0-2	-		
Kendricks, M DL	3-2	4.0	1.0-3	0.5-4	1.0-8	-	1.0-1	0.5-5	-	-	-	-		
Crawford, D DL	3-1	3.5	1.0-1	-	1.0-6	-	-	DNP	DNP	-	-	1.5-20		
Hollifield, D LB	3-1	3.5	-	-	-	-	-	-	-	2.0-3	0.5-0	1.0-7		
Garbutt, T DL	2-2	3.0	-	DNP	DNP	1.5-2	-	-	-	1.0-1	0.5-4	-		
Griffin, J DL	2-2	3.0	-	1.0-1	-	0.5-0	1.5-14	-	-	-	DNP	-		
Waller, J DB	2-1	2.5	-	1.0-12	-	1.0-3	0.5-3	-	-	-	-	-		
Adams, E DL	1-1	1.5	-	1.0-2	-	0.5-1	-	-	-	-	DNP	-		
Porcher, R DL	0-2	1.0	DNP	0.5-1	-	-	-	0.5-5	DNP	DNP	DNP	DNP		
Floyd, R DB	0-2	1.0	-	-	0.5-1	0.5-0	-	-	-	-	-	-		
Becton, J DL	0-1	0.5	-	-	-	DNP	-	-	-	DNP	0.5-2	-		
Quillen, J DB	0-1	0.5	-	DNP	-	-	-	-	DNP	-	0.5-1	-		

2019 STATISTICS

DEFENSIVE GAME-BY-GAME

INTERCEPTION RETURNS

PLAYER	NO-YDS	BC	ODU	FUR	DU	MIA	URI	UNC	ND	WF	GT	PITT	UVA
Farley, C	4-14	-	-	1--4	-	2-1	-	-	-	-	1-17	-	-
Hollifield, D	3-6	-	-	-	-	-	-	-	1-0	1-0	1-6	-	-
Waller, J	3-23	1-0	-	-	-	2-23	-	-	-	-	-	-	-
Crawford, D	1-6	-	-	-	-	-	DNP	DNP	-	1-6	-	-	-
Deablo, D	1-0	-	-	-	-	-	-	-	1-0	-	-	-	-

FUMBLES FORCED

PLAYER	NO-YDS	BC	ODU	FUR	DU	MIA	URI	UNC	ND	WF	GT	PITT	UVA
Conner, C	1	-	-	-	-	1	-	-	-	-	-	-	-
Deablo, D	1	-	-	-	-	1	-	-	-	-	-	-	-
Ashby, R	1	-	-	-	-	-	-	-	1	-	-	-	-
Hollifield, D	1	-	-	1	-	-	-	-	-	-	-	-	-
Crawford, D	1	-	-	-	-	-	DNP	DNP	-	-	1	-	-

FUMBLES RECOVERED

PLAYER	NO-YDS	BC	ODU	FUR	DU	MIA	URI	UNC	ND	WF	GT	PITT	UVA
Griffin, J	1	-	-	-	-	1	-	-	-	DNP	-	-	-
Crawford, D	1	-	-	1	-	-	DNP	DNP	-	-	-	-	-
Deablo, D	1	-	-	-	-	-	-	-	1	-	-	-	-

FUMBLE RETURNS

PLAYER	NO-YDS	BC	ODU	FUR	DU	MIA	URI	UNC	ND	WF	GT	PITT	UVA
Deablo, D	1-98	-	-	-	-	-	-	-	1-98	-	-	-	-

SPECIAL TEAMS GAME-BY-GAME

PUNT RETURNS

PLAYER	NO-YDS	BC	ODU	FUR	DU	MIA	URI	UNC	ND	WF	GT	PITT	UVA
Robinson, T	5-78	-	-	-	-	-	-	-	-	2-44	3-34	-	-
Grimsley, H	9-52	2-9	1-1	1-1	1-25	1-3	-	1-9	-	2-4	-	-	-

KICK RETURNS

PLAYER	NO-YDS	BC	ODU	FUR	DU	MIA	URI	UNC	ND	WF	GT	PITT	UVA
Wheatley, T	12-253	DNP	2-93	1-10	4-79	DNP	2-16	1-21	-	2-34	DNP	-	-
King, K	3-85	-	-	-	-	1-28	-	DNP	DNP	2-57	-	-	-
Robinson, T	3-64	2-45	1-19	-	-	-	-	-	-	-	-	-	-
McCleese, D	1-18	1-18	-	-	-	-	-	-	-	-	-	-	-
Thompson, N	1-14	-	-	DNP	DNP	-	1-14	DNP	-	-	-	-	-
Adams, E	1-14	-	-	-	1-14	-	-	-	-	DNP	-	-	-
Steward, C	1-4	DNP	-	-	1-4	DNP	DNP	DNP	DNP	DNP	-	-	-
Farley, C	2-3	-	-	-	-	1-0	-	-	1-3	-	-	-	-

STARTING LINEUPS

OFFENSE	WR	LT	LG	C	RG	RT	TE	QB	RB	WR	TE/WR	PK	P
at Boston College*	T. Turner	C. Darrisaw	L. Smith	Z. Hoyt	T.J. Jackson	S. Dzansi	D. Keene	R. Willis	D. McCleese	T. Robinson	J. Mitchell	B. Johnson	O. Bradburn
Old Dominion	T. Turner	C. Darrisaw	L. Smith	J. Harris	D. Nester	S. Dzansi	D. Keene	R. Willis	D. McCleese	K. Smith	J. Mitchell	B. Johnson	O. Bradburn
Furman	T. Turner	C. Darrisaw	L. Smith	B. Hudson	D. Nester	S. Dzansi	D. Keene	R. Willis	C. Steward	K. Smith	T. Robinson	B. Johnson	O. Bradburn
Duke*	T. Turner	C. Darrisaw	L. Smith	B. Hudson	D. Nester	S. Dzansi	D. Keene	R. Willis	D. McCleese	K. Smith	J. Mitchell	B. Johnson	O. Bradburn
at Miami*	T. Robinson	C. Darrisaw	L. Smith	B. Hudson	D. Nester	S. Dzansi	D. Keene	H. Hooker	D. McCleese	K. Smith	T. Robinson	B. Johnson	O. Bradburn
Rhode Island	T. Robinson	C. Darrisaw	L. Smith	B. Hudson	D. Nester	S. Dzansi	D. Keene	H. Hooker	D. McCleese	D. Hazelton	J. Mitchell	B. Johnson	O. Bradburn
North Carolina*	T. Turner	C. Darrisaw	A. Cannon	B. Hudson	D. Nester	S. Dzansi	J. Mitchell	H. Hooker	D. Keene	D. Hazelton	K. Smith	B. Johnson	O. Bradburn
at Notre Dame	T. Turner	C. Darrisaw	L. Smith	B. Hudson	A. Cannon	S. Dzansi	D. Keene	Q. Patterson II	D. McCleese	D. Hazelton	T. Robinson	B. Johnson	J P Romo
Wake Forest*	T. Turner	C. Darrisaw	L. Smith	B. Hudson	A. Cannon	L. Tenuta	D. Keene	H. Hooker	D. McCleese	D. Hazelton	J. Mitchell	B. Johnson	O. Bradburn
at Georgia Tech*	T. Turner	C. Darrisaw	L. Smith	B. Hudson	D. Nester	L. Tenuta	D. Keene	H. Hooker	D. McCleese	D. Hazelton	T. Robinson	B. Johnson	O. Bradburn
Pitt*													
at Virginia*													

DEFENSE	LDE	DT	NT	RDE	MIKE	OLB	FS	ROVER	NICKEL	LCB	RCB
at Boston College*	T. Garbutt	D. Crawford	J. Hewitt	E. Belmar	R. Ashby	D. Hollifield	D. Deablo	R. Floyd	C. Conner	J. Quillen	C. Farley
Old Dominion	J. Becton	D. Crawford	J. Hewitt	E. Belmar	R. Ashby	D. Hollifield	D. Deablo	R. Floyd	C. Conner	J. Waller	C. Farley
Furman	E. Adams	D. Crawford	J. Hewitt	E. Belmar	R. Ashby	D. Hollifield	D. Deablo	R. Floyd	C. Conner	J. Waller	C. Farley
Duke*	E. Belmar	E. Adams	J. Hewitt	T. Garbutt	R. Ashby	D. Hollifield	D. Deablo	R. Floyd	C. Conner	J. Waller	C. Farley
at Miami*	E. Belmar	D. Crawford	J. Hewitt	T. Garbutt	R. Ashby	D. Hollifield	D. Deablo	R. Floyd	C. Conner	J. Waller	C. Farley
Rhode Island	T. Garbutt	N. Pollard	J. Hewitt	E. Belmar	R. Ashby	D. Hollifield	D. Deablo	R. Floyd	C. Conner	J. Waller	C. Farley
North Carolina*	T. Garbutt	N. Pollard	J. Hewitt	E. Belmar	R. Ashby	D. Hollifield	D. Deablo	D. Hunter	C. Conner	J. Waller	C. Farley
at Notre Dame	T. Garbutt	D. Crawford	J. Hewitt	E. Belmar	R. Ashby	D. Hollifield	D. Deablo	D. Hunter	C. Conner	J. Waller	C. Farley
Wake Forest*	T. Garbutt	D. Crawford	J. Hewitt	E. Belmar	R. Ashby	D. Hollifield	D. Deablo	R. Floyd	C. Conner	A. Chatman	C. Farley
at Georgia Tech*	T. Garbutt	D. Crawford	J. Hewitt	E. Belmar	R. Ashby	D. Hollifield	D. Deablo	R. Floyd	C. Conner	J. Waller	C. Farley
Pitt*											
at Virginia*											

2019 STATISTICS

PARTICIPATION GAME-BY-GAME

PARTICIPATION

NO. PLAYER	GP/GS	BC	ODU	FUR	DU	MIA	URI	UNC	ND	WF	GT	PITT	UVA
46 Adams, E	9/2	XXX	XXX	START	START	XXX	XXX	XXX	XXX	...	XXX
15 Artis, K	4/-	XXX	XXX	XXX	XXX
23 Ashby, R	10/10	START	START	START	START	START	START	START	START	START	START	START	START
97 Banks, K	1/-	XXX
38 Barno, A	1/-	XXX
90 Becton, J	8/1	XXX	START	XXX	...	XXX	XXX	XXX	...	XXX	XXX
4B Bell, M	4/-	...	XXX	...	XXX	XXX	...	XXX
8 Belmar, E	10/10	START	START	START	START	START	START	START	START	START	START	START	START
42 Blaker, C	3/-	XXX	XXX	XXX
3B Boyd, T	1/-	XXX
9P Bradburn, O	9/-	XXX	XXX	XXX	XXX	XXX	XXX	XXX	...	XXX	XXX
52 Cannon, A	10/2	XXX	XXX	XXX	XXX	XXX	XXX	START	START	START	XXX	XXX	XXX
27 Chatman, A	10/1	XXX	XXX	XXX	XXX	XXX	XXX	XXX	XXX	START	START	START	START
22 Conner, C	10/10	START	START	START	START	START	START	START	START	START	START	START	START
36 Crawford, D	8/7	START	START	START	XXX	START	START	START	START	START	START
58 Culver, W	1/-	XXX
92 Cunningham, J	1/-	XXX
77 Darrisaw, C	10/10	START	START	START	START	START	START	START	START	START	START	START	START
17 Deablo, D	10/10	START	START	START	START	START	START	START	START	START	START	START	START
89 Deluiliis, D	9/-	XXX	XXX	XXX	XXX	XXX	XXX	XXX	...	XXX	XXX
60 Dzansi, S	8/8	START	START	START	START	START	START	START	START	START	START	START	START
3 Farley, C	10/10	START	START	START	START	START	START	START	START	START	START	START	START
47 Ferguson, D	2/-	XXX	XXX
1 Floyd, R	10/8	START	START	START	START	START	START	START	XXX	XXX	START	START	START
5F Fuga, J	1/-	XXX	XXX
86 Gallo, N	8/-	XXX	XXX	...	XXX	XXX	XXX	XXX	XXX	XXX	...	XXX	XXX
45 Garbutt, T	8/8	START	START	START	START	START	START	START	START	START	START
39 Gary, T	2/-	XXX	XXX	XXX
32 Green, H	1/-	XXX
41 Griffin, J	9/-	XXX	XXX	XXX	XXX	XXX	XXX	XXX	XXX	...	XXX	...	XXX
48 Griffith, D	10/-	XXX	XXX	XXX	XXX	XXX	XXX	XXX	XXX	XXX	XXX	XXX	XXX
6 Grimsley, H	10/-	XXX	XXX	XXX	XXX	XXX	XXX	XXX	XXX	XXX	XXX	XXX	XXX
72 Hanson, J	1/-	XXX
57 Harris, J	6/1	XXX	START	...	XXX	...	XXX	XXX	XXX	XXX
14 Hazelton, D	8/6	XXX	XXX	START	START	START	START	START	START	START	START
5 Hewitt, J	10/10	START	START	START	START	START	START	START	START	START	START	START	START
4 Hollifield, D	10/10	START	START	START	START	START	START	START	START	START	START	START	START
1H Holston, J	1/-	XXX
2Q Hooker, H	8/5	...	XXX	XXX	XXX	START	START	START	...	START	START	START	START
75 Hoyt, Z	3/1	START	XXX	XXX	XXX
61 Hudson, B	9/8	...	XXX	START	START	START	START	START	START	START	START	START	START
7 Hunter, D	10/2	XXX	XXX	XXX	XXX	XXX	XXX	START	START	START	XXX	XXX	XXX
71 Jackson, T.J.	7/1	START	XXX	XXX	XXX	XXX	...	XXX	XXX	XXX	XXX
9K Johnson, B	10/-	XXX	XXX	XXX	XXX	XXX	XXX	XXX	XXX	XXX	XXX	XXX	XXX
35 Johnson, M	1/-	XXX
2K Keene, D	10/10	START	START	START	START	START	START	START	START	START	START	START	START
93 Kendricks, M	10/-	XXX	XXX	XXX	XXX	XXX	XXX	XXX	XXX	XXX	XXX	XXX	XXX
35 King, K	8/1	XXX	XXX	START	XXX	XXX	XXX	XXX	XXX
9 Ladler, K	10/-	XXX	XXX	XXX	XXX	XXX	XXX	XXX	XXX	XXX	XXX	XXX	XXX
4V Van Landingham	1/-	XXX
30 Matheny, T	1/-	...	XXX
33 McCleese, D	10/8	START	START	XXX	START	START	START	START	XXX	START	START	START	START
82 Mitchell, J	10/6	START	START	XXX	START	START	XXX	START	START	XXX	START	START	XXX
37 Murray, B	9/-	XXX	XXX	...	XXX	XXX	XXX	XXX	XXX	XXX	XXX	XXX	XXX
74 Nester, D	9/8	...	START	START	START	START	START	START	START	XXX	START	START	START
4Q Patterson II, Q	6/1	XXX	XXX	XXX	XXX	START	XXX	XXX
8P Patterson, P	7/-	XXX	XXX	XXX	XXX	XXX	XXX	XXX
85 Payoute, J	2/-	XXX	XXX	...	XXX
31 Peoples, N	9/-	XXX	...	XXX	XXX	XXX	XXX	XXX	XXX	XXX	XXX	XXX	XXX
96 Pollard, N	10/2	XXX	XXX	XXX	XXX	XXX	START	START	XXX	XXX	XXX	XXX	XXX
98 Porcher, R	5/-	...	XXX	XXX	XXX	XXX	XXX
26 Quillen, J	8/1	START	...	XXX	XXX	XXX	XXX	...	XXX	XXX	XXX	XXX	XXX
44 Rivers, D	10/-	XXX	XXX	XXX	XXX	XXX	XXX	XXX	XXX	XXX	XXX	XXX	XXX
83 Robinson, T	10/6	START	XXX	START	XXX	START	START	XXX	START	XXX	START	START	START
25 Rodgers, T	9/-	XXX	XXX	XXX	XXX	XXX	XXX	XXX	...	XXX	XXX	XXX	XXX
9R Romo, J P	10/-	XXX	XXX	XXX	XXX	XXX	XXX	XXX	XXX	XXX	XXX	XXX	XXX
29 Seisay, I	1/-	XXX
97 Shadley, O	9/-	XXX	XXX	...	XXX	XXX	XXX	XXX	XXX	XXX	XXX	XXX	XXX
16 Simmons, D	5/-	...	XXX	...	XXX	...	XXX	XXX	XXX	XXX
80 Smith, K	9/5	XXX	START	START	START	START	...	START	XXX	XXX	XXX	XXX	XXX
54 Smith, L	9/9	START	START	START	START	START	START	START	...	START	START	START	START
79 Smith, T	4/-	XXX	XXX	XXX	XXX
3S Steward, C	4/-	...	XXX	XXX	XXX	XXX	XXX
95 Tenuta, L	10/2	XXX	XXX	XXX	XXX	XXX	XXX	XXX	XXX	START	START	START	START
12 Thompson, N	7/-	XXX	XXX	XXX	XXX	...	XXX	XXX	XXX	XXX	XXX
34 Tisdale, A	10/-	XXX	XXX	XXX	XXX	XXX	XXX	XXX	XXX	XXX	XXX	XXX	XXX
11 Turner, T	8/8	START	START	START	START	START	START	START	START	START	START
19 Walker, J.R.	2/-	XXX	XXX
28 Waller, J	10/8	XXX	START	START	START	START	START	START	START	START	XXX	START	START
2 Webb, J	3/-	XXX	...	XXX	XXX	XXX
24 Wheatley, T	7/-	...	XXX	XXX	XXX	...	XXX	XXX	XXX	XXX	XXX
5Q Willis, R	6/4	START	START	START	START	XXX	...	XXX

Starts indicated by START; XXX - Played; ... - Did Not Play

2019 STATISTICS

VIRGINIA TECH TEAM STATISTICS

DATE	OPPONENT	NO.	RUSHING				REVEIVING				PASSING				KICK RETURN				PUNT RETURN				TOT OFF
			YDS	TD	LG	NO.	YDS	TD	LG	CMP-ATT-INT	YDS	TD	LG	NO	YDS	TD	LG	NO	YDS	TD	LG		
Aug 31	at Boston College*	42	98	0	10	29	344	4	55	29-47-3	344	4	55	3	63	0	29	2	9	0	7	442	
Sept. 7	Old Dominion	39	131	2	21	16	272	2	36	16-28-0	272	2	36	3	112	0	71	1	1	0	1	403	
Sept. 14	Furman	43	227	2	54	17	123	1	22	17-21-1	123	1	22	1	10	0	10	1	1	0	1	350	
Sept. 27	Duke*	43	139	0	45	8	120	1	72	8-20-1	120	1	72	6	97	0	25	1	25	0	25	259	
Oct. 5	at Miami*	43	153	3	26	10	184	3	67	10-20-0	184	3	67	2	28	0	28	1	3	0	3	337	
Oct. 12	Rhode Island	40	224	1	25	16	261	3	40	16-28-0	261	3	40	3	30	0	14	0	0	0	0	485	
Oct. 19	North Carolina*	60	254	2	53	14	236	3	55	14-21-0	236	3	55	1	21	0	21	1	9	0	9	490	
Nov. 2	at Notre Dame	36	96	0	20	9	139	1	50	9-28-1	139	1	50	1	3	0	3	0	0	0	0	235	
Nov. 9	Wake Forest*	48	228	4	57	15	242	0	50	15-23-0	242	0	50	4	91	0	36	4	48	0	33	470	
Nov. 16	at Georgia Tech*	45	238	4	49	11	223	1	64	11-16-0	223	1	64	0	0	0	0	3	34	0	16	461	
Nov. 23	Pitt*																						
Nov. 29	at Virginia*																						
Totals		439	1788	18	57	145	2144	19	72	145-252-6	2144	19	72	24	455	0	71	14	130	0	33	3932	
Opponent		350	1239	12	62	201	2411	19	68	201-367-12	2411	19	68	15	266	0	28	13	126	0	29	3650	

Games: 10
 Avg/rush: 4.1
 Avg/catch: 14.8
 Pass effic: 149.13
 KR avg: 19.0
 PR avg: 9.3
 All purpose avg/game: 456.6
 Total offense avg/gm: 393.2

DATE	OPPONENT	TACKLES				SACKS NO-YDS	FUMBLE		PASS DEFENSE			BLKD KICK	PAT ATTEMPTS			SAF	PTS	
		SOLO	AST	TOTAL	TFL-YDS		FF	FR-YDS	INT-YDS	QBH	BRK		KICK	RUN	RCV			
Aug 31	at Boston College*	39	41	80	6.0-17	1.0-6	0	0-0	1-0	1	4	0	4-4	0	0	0	0	28
Sept. 7	Old Dominion	34	38	72	9.0-37	5.0-27	0	0-0	0-0	7	2	0	4-4	0	0	0	0	31
Sept. 14	Furman	26	36	62	6.0-33	4.0-23	1	1-0	1--4	5	1	0	3-3	0	0	0	0	24
Sept. 27	Duke*	31	42	73	6.0-8	0.0-0	0	0-0	0-0	5	1	0	1-1	0	0	0	0	10
Oct. 5	at Miami*	32	26	58	9.0-54	7.0-52	2	1-0	4-24	5	9	0	6-6	0	0	0	0	42
Oct. 12	Rhode Island	29	18	47	4.0-34	3.0-33	0	0-0	0-0	8	7	0	4-4	0	0	0	0	34
Oct. 19	North Carolina*	33	50	83	9.0-34	5.0-25	0	0-0	0-0	9	8	1	5-5	1	0	0	0	43
Nov. 2	at Notre Dame	58	8	66	6.0-14	1.0-0	1	1-98	2-0	3	0	0	2-2	0	0	0	0	20
Nov. 9	Wake Forest*	27	34	61	7.0-35	3.0-27	0	0-0	2-6	7	4	0	3-3	0	0	0	0	36
Nov. 16	at Georgia Tech*	41	10	51	8.0-63	4.0-35	1	0-0	2-23	2	4	0	6-6	0	0	0	0	45
Nov. 23	Pitt*																	
Nov. 29	at Virginia*																	
Totals		349	303	652	70.0-329	33.0-229	5	3-98	12-49	52	40	1	38-38	1	0	0	0	313
Opponent		378	342	720	53.0-197	19.0-124	7	11-4	6-6	19	26	0	29-28	1	1	0	0	245

DATE	OPPONENT	NO	YDS	AVG	LG	PUNTING					FIELD GOALS			KICKOFFS				
						BLKD	TB	FC	50+	I20	ATT-MADE	LG	BLKD	NO	YDS	AVG	TB	OB
Aug 31	at Boston College*	6	273	45.5	53	0	0	2	2	1	0-0	0	0	4	245	61.2	1	0
Sept. 7	Old Dominion	3	170	56.7	69	0	1	2	2	2	2-1	24	0	6	349	58.2	2	1
Sept. 14	Furman	4	208	52.0	66	0	1	3	3	2	2-1	35	0	5	325	65.0	5	0
Sept. 27	Duke*	5	206	41.2	53	0	0	2	1	3	1-1	20	0	3	195	65.0	3	0
Oct. 5	at Miami*	7	353	50.4	57	0	0	5	5	2	0-0	0	0	7	439	62.7	4	2
Oct. 12	Rhode Island	1	39	39.0	39	0	0	1	0	0	2-2	22	0	7	451	64.4	6	0
Oct. 19	North Carolina*	6	295	49.2	61	0	3	1	3	2	4-2	38	0	6	390	65.0	6	0
Nov. 2	at Notre Dame	8	354	44.2	58	0	1	1	1	2	2-2	44	0	5	318	63.6	2	0
Nov. 9	Wake Forest*	4	205	51.2	59	0	0	0	2	3	3-3	35	0	8	511	63.9	5	0
Nov. 16	at Georgia Tech*	4	182	45.5	50	0	1	0	2	2	1-1	22	0	8	517	64.6	3	0
Nov. 23	Pitt*																	
Nov. 29	at Virginia*																	
Totals		48	2285	47.6	69	0	7	17	21	19	17-13	44	0	59	3674	62.3	37	3
Opponent		55	2387	43.4	58	0	3	19	17	13	13-9	41	1	45	2777	61.7	19	1

2019 STATISTICS

OPPONENT TEAM STATISTICS

DATE	OPPONENT	NO.	RUSHING				REVEIVING				PASSING				KICK RETURN				PUNT RETURN				TOT OFF
			YDS	TD	LG	NO.	YDS	TD	LG	CMP-ATT-INT	YDS	TD	LG	NO	YDS	TD	LG	NO	YDS	TD	LG		
Aug 31	at Boston College*	48	157	3	28	15	275	2	58	15-27-1	275	2	58	3	55	0	20	4	23	0	12	432	
Sept. 7	Old Dominion	43	202	2	33	16	122	0	25	16-30-0	122	0	25	2	48	0	26	0	0	0	0	324	
Sept. 14	Furman	42	163	2	48	9	68	0	13	9-16-1	68	0	13	0	0	0	0	0	0	0	0	231	
Sept. 27	Duke*	41	234	3	42	21	188	3	25	21-28-0	188	3	25	0	0	0	0	1	20	0	20	422	
Oct. 5	at Miami*	23	94	1	62	32	469	4	51	32-55-4	469	4	51	1	22	0	22	1	29	0	29	563	
Oct. 12	Rhode Island	15	24	0	22	26	286	1	51	26-48-0	286	1	51	1	11	0	11	0	0	0	0	310	
Oct. 19	North Carolina*	40	143	0	28	26	348	5	68	26-49-0	348	5	68	0	0	0	0	0	0	0	0	491	
Nov. 2	at Notre Dame	38	106	1	13	29	336	2	30	29-53-2	336	2	30	3	38	0	20	4	24	0	16	442	
Nov. 9	Wake Forest*	29	63	0	15	16	238	2	45	16-36-2	238	2	45	0	0	0	0	2	12	0	7	301	
Nov. 16	at Georgia Tech*	31	53	0	17	11	81	0	17	11-25-2	81	0	17	5	92	0	28	1	18	0	18	134	
Nov. 23	Pitt*																						
Nov. 29	at Virginia*																						
	Opponent totals	350	1239	12	62	201	2411	19	68	201-367-12	2411	19	68	15	266	0	28	13	126	0	29	3650	
	Virginia Tech	439	1788	18	57	145	2144	19	72	145-252-6	2144	19	72	24	455	0	71	14	130	0	33	3932	

Games: 10

Avg/rush: 3.5

Avg/catch: 12.0

Pass effic: 120.50

KR avg: 17.7

PR avg: 9.7

All purpose avg/game: 404.8

Total offense avg/gm: 365.0

DATE	OPPONENT	TACKLES				SACKS NO-YDS	FUMBLE		PASS DEFENSE			BLKD KICK	PAT ATTEMPTS			SAF	PTS	
		SOLO	AST	TOTAL	TFL-YDS		FF	FR-YDS	INT-YDS	QBH	BRK		KICK	RUN	RCV			
Aug 31	at Boston College*	44	46	90	8.0-26	2.0-12	1	2-0	3-0	1	4	0	5-5	0	0	0	0	35
Sept. 7	Old Dominion	33	42	75	7.0-14	1.0-5	2	2-0	0-0	0	2	0	2-2	0	0	0	0	17
Sept. 14	Furman	35	36	71	6.0-37	4.0-29	1	1-0	1-1	2	1	0	2-2	0	0	0	0	17
Sept. 27	Duke*	33	44	77	3.0-14	1.0-9	0	1-0	1-0	5	3	0	6-6	0	0	0	0	45
Oct. 5	at Miami*	40	16	56	5.0-16	2.0-13	0	0-0	0-0	3	2	0	4-3	1	0	0	0	35
Oct. 12	Rhode Island	34	38	72	5.0-24	2.0-11	0	0-0	0-0	2	2	0	0-0	0	1	0	0	17
Oct. 19	North Carolina*	42	44	86	7.0-29	3.0-21	1	2-0	0-0	1	3	0	5-5	0	0	0	0	41
Nov. 2	at Notre Dame	31	24	55	5.0-10	1.0-4	0	1-0	1-5	3	5	0	3-3	0	0	0	0	21
Nov. 9	Wake Forest*	41	40	81	3.0-13	2.0-11	2	2-4	0-0	1	0	0	2-2	0	0	0	0	17
Nov. 16	at Georgia Tech*	45	12	57	4.0-14	1.0-9	0	0-0	0-0	1	4	0	0-0	0	0	0	0	0
Nov. 23	Pitt*																	
Nov. 29	at Virginia*																	
	Opponent totals	378	342	720	53.0-197	19.0-124	7	11-4	6-6	19	26	0	29-28	1	1	0	0	245
	Virginia Tech	349	303	652	70.0-329	33.0-229	5	3-98	12-49	52	40	1	38-38	1	0	0	0	313

DATE	OPPONENT	NO	YDS	AVG	LG	PUNTING					FIELD GOALS			KICKOFFS				
						BLKD	TB	FC	50+	I20	ATT-MADE	LG	BLKD	NO	YDS	AVG	TB	OB
Aug 31	at Boston College*	6	231	38.5	48	0	0	2	0	1	1-0	0	0	6	387	64.5	3	0
Sept. 7	Old Dominion	5	205	41.0	49	0	0	1	0	2	1-1	34	0	4	243	60.8	1	0
Sept. 14	Furman	6	252	42.0	52	0	0	1	1	4	1-1	22	0	3	194	64.7	2	0
Sept. 27	Duke*	4	169	42.2	55	0	0	3	1	1	1-1	31	0	8	494	61.8	2	0
Oct. 5	at Miami*	3	146	48.7	57	0	1	1	2	0	0-0	0	0	5	312	62.4	3	0
Oct. 12	Rhode Island	2	79	39.5	44	0	0	2	0	1	3-3	41	0	5	271	54.2	1	0
Oct. 19	North Carolina*	7	277	39.6	52	0	1	4	1	1	4-2	29	1	6	384	64.0	5	0
Nov. 2	at Notre Dame	6	233	38.8	52	0	0	3	2	1	1-0	0	0	4	253	63.2	2	1
Nov. 9	Wake Forest*	7	361	51.6	55	0	1	0	5	1	1-1	40	0	4	239	59.8	0	0
Nov. 16	at Georgia Tech*	9	434	48.2	58	0	0	2	5	1	0-0	0	0	0	0	0.0	0	0
Nov. 23	Pitt*																	
Nov. 29	at Virginia*																	
	Opponent totals	55	2387	43.4	58	0	3	19	17	13	13-9	41	1	45	2777	61.7	19	1
	Virginia Tech	48	2285	47.6	69	0	7	17	21	19	17-13	44	0	59	3674	62.3	37	3

The Last Time

TEAM

Scored 90+ points	99, vs. Emory & Henry (11/22/19)
Scored 80-89 points	86, vs. Roanoke College (9/30/1905)
Scored 70-79 points	77, vs. Akron (10/14/95)
Scored 60-69 points	62, vs. William & Mary (9/08/18)
Scored 50-59 points	59, vs North Carolina (10/21/17)
Scored 40-49 points	45, at Georgia Tech (11/17/19)
Back-to-back 40+ games	vs. BC (49), vs. ECU (54), 2016
Three straight 40+ games	at NCSU (41), vs. CMU (45), vs. WF (52), 2010
Four straight 40+ games	NCSU (41), CMU (45), WF (52), Duke (44), 2010
Rushed for 500+ yards	500, at Pittsburgh (9/11/93)
Rushed for 400-499 yards	444, vs. Marshall (9/12/09)
Rushed for 300-399 yards	318, at Old Dominion (9/22/18)
Rushed for 200-299 yards	238, at Georgia Tech (11/17/19)
Passed for 500+ yards	504, at Syracuse (11/09/02)
Passed for 400-499 yards	406, at Pittsburgh (10/27/16)
Passed for 300-399 yards	344, at Boston College (8/31/19)
Passed for 200-299 yards	223, at Georgia Tech (11/17/19)
Rushed/Passed for 200+ yards	461, at Georgia Tech (11/17/19)
	238 rush, 223 pass
Had 600+ yards in total offense	600, at Old Dominion (9/22/18)
Had 500-599 yards in total offense	582, vs. ODU (9/23/17)
Scored on first offensive play	vs. Appalachian State, 2011
	David Wilson, 20-yard run
Won on final offensive play	vs. North Carolina (10/19/19)
	Quincy Patterson rush
Lost on final offensive play	North Carolina (11/21/15)
	Quinshad Davis 5-yd pass from Marquise Williams (OT)
Won in overtime	43-41, vs. North Carolina (10/19/19)
Lost in overtime	30-27 (OT), vs. North Carolina (11/21/15)
Recorded a safety	vs. East Carolina (9/24/16)
Recorded two defensive TDs	vs North Carolina (10/21/17)
Zero punts in a game	vs. William & Mary (9/08/18)
Zero sacks allowed in a game	vs. Boston College (11/03/18)
Recorded a shutout	at Virginia (11/24/17)
Held opp. to 0 yards or less rushing	-15, vs. Florida State (11/08/12)
Blocked two kicks in a game	vs. Pitt (11/18/17)
Scored special teams TD	vs. Virginia (11/23/18)
Scored defensive & special teams TD	vs North Carolina (10/21/17)
Played an overtime game	vs. North Carolina (10/19/19)

INDIVIDUAL

Rushed for 200+ yards	253, Darren Evans, vs. Maryland (11/06/08)
Rushed for 150-199 yards	156, Steven Peoples, at ODU (9/22/18)
Two players rushed for 100 yards	NC State (10/02/10)
	(Darren Evans, 160 yds. & Tyrod Taylor, 121 yds.)
Three players rushed for 100 yards	at South Carolina (10/12/74)
	Phil Rogers (120), Roscoe Coles (111) & George Heath (104)
Had 40+ carries	42, Cyrus Lawrence, vs. Memphis St. (10/03/81)
Had 30-39 carries	33, Travon McMillian, at Boston College (10/31/15)
Had 20-29 carries	21, Quincy Patterson vs. North Carolina (10/19/19)
Had two players with 20+ carries	Logan Thomas (23) & Trey Edmunds (22) vs. Marshall (9/21/13)
Rushed for 6 TDs	Tommy Francisco, vs. VMI (11/24/66)
Rushed for 5 TDs	Lee Suggs, at UCF (11/11/00)
Rushed for 4 TDs	Trey Edmunds, at Miami (11/09/13)
Rushed for 3 TDs	David Wilson, vs. Appalachian State (9/03/11)
Rushed for 2 TDs	Hendon Hooker at Georgia Tech (11/17/19)
Passed for 500+ yards	504, Bryan Randall, at Syracuse (11/09/02)
Passed for 300-499 yards	344, Ryan Willis at Boston College (8/31/19)
Passed for 200-299 yards	272, Ryan Willis vs. Old Dominion)
Two QBs each pass for 100+ yards	at Old Dominion (9/22/18)
	(Josh Jackson, 151 yds. & Ryan Willis, 131 yds.)

Passed for 5 TDs	Josh Jackson, at ECU (9/16/17)
Passed for 4 TDs	Ryan Willis, at Boston College (8/31/19)
Passed for 3 TDs	Hendon Hooker, vs. Rhode Island (10/12/19)
Passed for 2 TDs	Ryan Willis, vs. Old Dominion (9/7/19)
Two QBs with 2 TD passes apiece	Logan Thomas and Mark Leal vs. Appalachian State (9/03/11)
Had 50+ pass attempts	52, Ryan Willis, vs Notre Dame (10/06/18)
Had 40-49 pass attempts	47, at Boston College (8/31/19)
Had 30-39 pass attempts	31, Ryan Willis, vs. Cincinnati (12/31/18)
Had 20-29 pass attempts	23, Hendon Hooker, vs Wake Forest (11/09/19))
Had 30+ pass completions	31, Ryan Willis, vs Notre Dame (10/06/18)
Had 20-29 pass completions	29, Ryan Willis, at Boston College (8/31/19)
QB rush/pass for 100 yards	Logan Thoms vs. Duke (10/26/13)
	(101 rush, 214 pass)
Had 10+ receptions	12, Damon Hazelton, vs Notre Dame (10/06/18)
Had 250+ yards receiving	279, Ernest Wilford, at Syracuse (11/09/02)
Had 200-249 yards receiving	227, Isaiah Ford, vs. Tulsa (12/26/15)
Had 100+ yards receiving	131, Damon Hazelton at ODU (9/22/18)
Three players with 100+ receiving	at Pittsburgh (10/27/16)
	Isaiah Ford (143), Bucky Hodges (145), Cam Phillips (109)
Had 4 TD receptions	Ernest Wilford at Syracuse (11/09/02)
Had 3 TD receptions	Dalton Keene at Miami (10/5/19)
Had 2 TD receptions	Damon Hazelton , vs. North Carolina (10/19/19)
Intercepted 3 passes	Kendall Fuller, vs. Duke (10/26/13)
Intercepted 2 passes	Caleb Farley, Jermaine Waller at Miami (10/5/19)
Returned a KO for TD	Demitri Knowles, at North Carolina (10/06/12)
Returned punt for TD	Greg Stroman, vs North Carolina (10/21/17)
Returned an INT for TD	Caleb Farley, at Georgia Tech (11/16/19)
Returned a fumble for TD	Divine Deablo, at Notre Dame (11/03/19)
Returned blocked punt for TD	Jovonn Quillen vs. Virginia (11/23/18)
Returned blocked FG for TD	Adonis Alexander vs. Duke (11/05/16)
Returned blocked PAT for 2 pts	Stephan Virgil, vs. East Carolina (8/30/08)
Blocked an extra point	Dadi Nicolas, vs. Miami (10/23/14)
Blocked a FG	Luke Tenuta vs. North Carolina (10/19/19)
Blocked a punt	Tre Turner vs. Virginia (11/23/18)
Scored a def. and special teams TD in a game	DeAngelo Hall vs. Arkansas St. (8/25/02) (49-yd. INT & 69-yd. PR)
Returned two punts for TDs	DeAngelo Hall vs. Syracuse (10/11/03) (58 & 60 yds.)
Successful 2-point conversion	vs North Carolina (10/19/19)
	Quincy Patterson, rush
Made 6 FGs	Joey Slye, at Pittsburgh (10/27/16)
Made 5 FGs	Chris Kinzer, vs. Vanderbilt (11/15/86)
Made 4 FGs	Joey Slye, at Boston College (10/31/15)
Made 3 FGs	Brian Johnson, vs Notre Dame (10/06/18)
Kicked a 60+ FG	61, Wayne Latimer, vs. Florida State (10/11/1975)
Kicked a 50-59 FG	50, Joey Slye, at Miami (11/04/17)
Kicked a 40-49 FG	44, Brian Johnson, at Notre Dame (10/03/19)
Kicked two 40+ yards FGs in one game	Joey Slye, at Virginia (11/28/15)
Kicked a 70+ punt	72, Oscar Bradburn vs. Boston College (11/03/18)
Kicked a 60-69 punt	69, Oscar Bradburn, vs. Old Dominion (9/7/19)

The Last Time – Opponent

TEAM

Scored 70+ points	77, Alabama (10/27/73)
Scored 60-69 points	66, Washington & Lee (11/03/51)
Scored 50-59 points	52, at Pittsburgh (11/10/18)
Scored 40-49 points	49, vs. Georgia Tech (10/25/18)
Rushed for 500+ yards	748, Alabama (10/27/73)
Rushed for 400-499 yards	492, at Pittsburgh (11/10/18)
Rushed for 300-399 yards	309, vs. Georgia Tech (11/12/16)
Rushed for 200-299 yards	256, vs. Cincinnati (12/31/18)
Had 50-99 yards rushing	63, vs. Wake Forest (11/09/19)
Had FEWER than 50 yards rushing	24 vs. Rhode Island (10/13/19)

Passed for 500+ yards	NEVER
Passed for 400-499 yards	494, at Old Dominion (9/22/18)
Had 50-99 yards passing	81, at Georgia Tech (11/17/19)
Had FEWER than 50 yards passing	0, vs. Georgia Tech (10/25/18)
Had 800+ yards in total offense	833, Alabama (10/27/73)
Had 700-799 yards in total offense	NEVER
Had 600-699 yards in total offense	654, at Pittsburgh (11/10/18)
Had 500-599 yards in total offense	563, at Miami (10/5/19)

Recorded a safety	Boston College [2] (10/18/08)
Recorded a defensive TD	vs. Clemson (9/30/17)
Shut out Tech	Cincinnati (9/16/95)
Blocked two kicks in a game	Duke (9/16/06)
Scored a special teams TD	vs Miami (11/17/18)
Scored defensive & special teams TD	Alabama (8/31/13)

INDIVIDUAL

Rushed for 200+ yards	204, Brenden Knox, vs. Marshall (12/01/18)
Rushed for 150-199 yards	120, Justice Hill, vs. Ok State (12/28/17)
Rushed for 100-149 yards	178, Dexter Williams, vs Notre Dame (10/06/18)
Two players rushed for 100 yards	at Pittsburgh (11/10/18)
Three players rushed for 100 yards	Qadree Ollison (235), Darrin Hall (186)
Had 40+ carries	40, Tobias Oliver vs. Georgia Tech (10/25/18)
Had 35-39 carries	38, Derrick Knight, Boston College (11/22/03)
Rushed for 6 TDs	Willis McGahee, Miami (12/07/02)
Rushed for 5 TDs	NEVER
Rushed for 4 TDs	Chris Brantley, Rutgers (10/31/92)
Rushed for 3 TDs	Qadree Ollison, at Pittsburgh (11/10/18)
Rushed for 2 TDs	Stone Smartt, vs. Old Dominion (9/7/19)
Passed for 500+ yards	NEVER
Passed for 400-499 yards	494, Blake LaRussa, at ODU (9/22/18)
Passed for 300-399 yards	371, Will Grier vs. West Virginia (9/03/17)
Passed for 5 TDs	Sam Howell , vs. North Carolina (10/19/19)
Passed for 4 TDs	N' Kosi Perry, at Miami (10/5/19)
Passed for 3 TDs	Bryce Perkins, vs Virginia (11/23/18)
Had 50+ pass attempts	53, Ian Book, at Notre Dame (11/03/19)
Had 40-49 pass attempts	49, Sam Howell, vs. North Carolina (10/19/19)
Had 30-39 pass attempts	35, Jamie Newman, vs. Wake Forest (11/09/19)
Had 30+ pass completions	30, Blake LaRussa, at ODU (9/22/18)
Had 20-29 pass comps	29, Ian Book, at Notre Dame(11/03/19)
QB rush/pass for 100 yards	Bryce Perkins, vs Virginia (11/23/18)
	259 yds passing, 112 yds rushing

Had 11+ receptions	13, Gary Jennings Jr., vs. West Virginia (9/03/17)
Had 250+ yards receiving	NEVER
Had 200-249 yards receiving	224, Cam Worthy, East Carolina (9/13/14)
Had 100+ yards receiving	228, Kendall Hinton vs. Wake Forest (11/9/19)
Two players w/100+ yards receiving	at Miami (10/5/19)
	Travis Fulgham, 188, Jonathan Duhart, 142
Had 4 TD receptions	Chris Brantley, Rutgers (10/31/92)
Had 3 TD receptions	Coby Fleener, Stanford (1/03/11)
Had 2 TD receptions	Dazz Newsome, North Carolina (10/19/19)
Intercepted 3 passes	Aaron Beasley, West Virginia (9/22/94)
Intercepted 2 passes	Cordrea Tankersley, vs. Clemson, 2016 (12/03/16)

Returned a KO for TD	Christian Jones, Alabama (8/31/13)
Returned punt for TD	Jeff Thomas, vs Miami (11/17/18)
Returned an INT for TD	Dorian O'Daniel, vs. Clemson (9/30/17)
Returned/recovered a fumble for TD	Julian Love, vs Notre Dame (10/06/18)
Returned blocked punt for TD	T.J. Lee, East Carolina (8/30/08)
Returned blocked FG for TD	NEVER
Returned blocked PAT for 2 pts	Nigel Bradham, Florida State (12/04/10)
Blocked an extra point	Richard Ash, Western Michigan (9/27/14)
Blocked a FG	Nasir Adderley, vs. Delaware (9/09/17)
Blocked a punt	Gabriel Terry, Miami (11/1/2012)
2-point conversion	vs. Rhode Island (10/12/19)
	Vito Priore pass to Aaron Parker

Made 6 FGs	NEVER
Made 5 FGs	Alex Henery, Nebraska (9/19/09)
Made 4 FGs	Freeman Jones, at North Carolina (10/13/18)
Made 3 FGs	CJ Carrick, Rhode Island (10/12/19)
Kicked a 60+ FG	NEVER
Kicked a 50-59 FG	51, Cole Murphy, at Syracuse (10/15/16)
Kicked two 50+ FGs	51 & 53, Ross Martin, Duke (10/26/13)
Kicked a 40-49 FG	41, CJ Carrick, vs. Rhode Island (10/12/19)
Kicked a 70+ punt	76, Alex Henery, Nebraska (9/19/09)
Kicked a 60-69 punt	67, Nicholas Conte, vs. Virginia (11/26/16)

TURNOVERS

THE LAST TIME TECH...

Lost two fumbles	vs. Wake Forest (11/09/19)
Lost three fumbles	vs. Miami (10/23/14)
Lost four fumbles	vs. Liberty (9/03/16)
Lost five or more fumbles	5, vs. Tennessee (9/10/16)

Threw three interceptions	at Boston College, Ryan Willis (8/31/19)
Threw four interceptions	Logan Thomas vs. Duke (10/26/13)
Threw five interceptions	Maurice DeShazo vs. Virginia (11/19/94)
Threw six or more interceptions	7, vs. Florida St. (10/10/59)

THE LAST TIME AN OPPONENT...

Lost two fumbles	at North Carolina (10/13/18)
Lost three fumbles	vs Virginia (11/23/18)
Lost four fumbles	Arkansas St. (8/25/02)
Lost five or more fumbles	5, Clemson (9/14/85)
Threw three interceptions	at Florida State (9/03/18)
Threw four interceptions	Miami (10/5/19)
Threw five interceptions	Georgia Tech (11/1/07)
Threw six or more interceptions	6, Rutgers (11/21/98)

GAME ONE



VIRGINIA TECH 28
BOSTON COLLEGE 35

ALUMNI STADIUM • CHESTNUT HILL, MASS. • AUG. 31, 2019 • ATT: 35,213

Despite 344 yards and four touchdowns passing from quarterback Ryan Willis, the Virginia Tech football fell 35-38 to Boston College in an ACC game played Saturday afternoon and a game that marked the season opener for both teams.

The Hokies had won in their previous two visits to Chestnut Hill, but turnovers doomed them in this one, as the Hokies committed five of them and the Eagles scored 14 points off of those turnovers.

Trailing 35-21 late in the fourth quarter, the Hokies went on an 18-play march that used 2:30 off the clock and scored on an 11-yard touchdown pass from Willis to Kaleb Smith with 2:13 remaining. But on the ensuing possession, BC tailback AJ Dillon ran for 11 yards on third-and-9, and the Eagles ran out the clock for the win.

The Hokies actually led early in the game, taking a 14-7 advantage after a 20-yard touchdown pass from Willis to freshman receiver Tayvion Robinson. The extra point gave the Hokies the lead with 11:29 left in the first half.

But the remainder of the second quarter was all BC, as the Eagles took the lead and never trailed again, converting two Tech turnovers into 14 points. BC first tied the game at 14 on a 17-yard touchdown run by Dillon with 7:58 left in the half, and moments later, took advantage of a Willis fumble that gave the Eagles great field position at the Tech 17. That drive ended with a 17-yard touchdown pass from Anthony Brown to Kobay White with 6:20 remaining in the half that gave BC a 21-14 lead.

The critical turnover, though, came toward the end of the first half when Tech's Hezekiah Grimsley muffed a punt, which BC recovered at the Tech 20. Two plays later, Brown scampered into the end zone, giving the Eagles a 28-14 advantage. Tech drove into BC territory on its final drive of the half, but a Willis pass into the end zone was intercepted by BC's Joseph Sparacio.

The Hokies managed to cut the lead to 28-21 on a 10-yard touchdown pass from Willis to James Mitchell with 3:09 left in the third quarter, but the Eagles answered on a 1-yard touchdown run by David Bailey with 7:53 left in the game.

Tech finished with 442 yards of offense, while the Eagles ended with 432 yards.

SCORING	1	2	3	4	F
Virginia Tech	7	7	7	7	28
Boston College	7	21	0	7	35

- 1st - 12:01** BC Flowers 33 yd pass from Brown (Boumerhi kick), (5-67, 1:18)
- 1st - 04:43** VT Grimsley, H 55 yd pass from Willis (Johnson kick), (6-79, 2:51)
- 2nd - 11:29** VT Robinson, T 20 yd pass from Willis (Johnson, B kick), (9-88, 3:31)
- 2nd - 07:58** BC Dillon 17 yd run (Boumerhi kick), (9-75, 3:27)
- 2nd - 06:20** BC White 17 yd pass from Brown (Boumerhi kick), (3-17, 0:42)
- 2nd - 02:08** BC Brown 28 yd run (Boumerhi kick), (2-28, 0:14)
- 3rd - 03:09** VT Mitchell 11 yd pass from Willis (Johnson kick), (11-59, 5:27)
- 4th - 07:53** BC Bailey 1 yd run (Boumerhi kick), (10-56, 3:31)
- 4th - 02:13** VT Smith 11 yd pass from Willis (Johnson kick), (18-83, 5:40)

TEAM STATS	VT	BC
First downs	29	18
Rushing yds.	42-98	48-157
Passing yds.	344	275
Punt return yds.	9	23
Passes	29-47-3	15-27-1
Punts-avg.	6-45.5	6-38.5
Fumbles-lost	0-0	0-0
Penalties-yds.	4-20	6-32
Time of poss.	33:58	26:02

INDIVIDUAL STATS

Rushing — VT: King 10-33, McCleave 11-32, Holston 6-19, Willis 13-13, Turner 1-7; BC: Dillon 23-81, Bailey 12-38, Flowers 3-25, Brown 5-15, Richardson 1-2, TEAM 4 (-4).
Passing — VT: Willis 29-47-3 344; BC: Brown 15-26-0, White 0-1-1.
Receiving — VT: Grimsley 4-98, Robinson 6-72, Smith 4-62, Turner 5-49, Mitchell 2-22, Patterson 2-19, Keene 4-13, McCleave 1-6, King 1-3; BC: Flowers 2-91, White 3-73, Long 4-53, Bailey 1-27, Idrizi 2-20, Dillon 1-9, Burt 1-3, Glines 1- -1.

GAME TWO



OLD DOMINION 17
VIRGINIA TECH 31

LANE STADIUM • BLACKSBURG, VA. • SEPT. 7, 2019 • ATT: 57,282

Virginia Tech grabbed an early lead and never relinquished it en route to a 31-17 nonconference victory over Old Dominion on Saturday afternoon at Lane Stadium.

The victory pushed the Hokies to 1-1 on the season, while ODU fell to 1-1. Tech also avenged last season's 49-35 loss to the Monarchs in Norfolk.

Tech took command on its opening possession, marching 77 yards in 10 plays. A 20-yard pass play from quarterback Ryan Willis to tight end James Mitchell got the Hokies to the ODU 4, and on the next play, Keshawn King scored on a 4-yard run. Brian Johnson's extra point gave the Hokies a 7-0 lead less than 4 minutes into the game.

Tech pushed the lead to 24-3 on a Willis touchdown run on the first drive of the second half. Tech went 93 yards in 12 plays, finishing it off with a 1-yard run by Willis with 6:40 remaining in the third quarter.

The Monarchs made it a game with touchdowns on back-to-back drives spanning the third and fourth quarters. ODU quarterback Stone Smartt scored on a 3-yard run with 1:24 left in the third quarter, and then Smartt added another rushing touchdown minutes later with a 15-yard scamper that cut the Tech lead to 24-17 with 13:15 remaining.

But a long kickoff return by Terius Wheatley put the Hokies in great position, and Tech capitalized when Willis threw a 13-yard touchdown pass to Phil Patterson with just under 12 minutes to go. The Hokies weren't threatened again.

Tech finished with 403 yards of offense – led by Willis' 272 yards passing. ODU had 324 yards of offense.

SCORING	1	2	3	4	F
Old Dominion	3	0	7	7	17
Virginia Tech	10	7	7	7	31

- 1st - 11:30** VT King 4 yd run (Johnson kick), (10-77, 3:30)
- 1st - 04:47** ODU - RICE, Nick 34 yd field goal, (12-48, 6:43)
- 1st - 01:12** VT Johnson 24 yd field goal, (9-70, 3:30)
- 2nd - 05:17** VT Grimsley 9 yd pass from Willis (Johnson kick), (8-59, 2:48)
- 3rd - 06:40** VT Willis 1 yd run (Johnson kick), (12-93, 5:21)
- 3rd - 01:24** ODU SMARTT, Stone 3 yd run (RICE, Nick kick), (10-75, 5:16)
- 3rd - 03:09** VT Mitchell 11 yd pass from Willis (Johnson kick), (11-59, 5:27)
- 4th - 13:15** ODU SMARTT, Stone 15 yd run (RICE, Nick kick), (5-78, 1:34)
- 4th - 11:56** VT Patterson 13 yd pass from Willis (Johnson kick), (3-17, 1:08)

TEAM STATS	ODU	VT
First downs	19	21
Rushing yds.	43-202	39-131
Passing yds.	122	272
Punt return yds.	0	1
Passes	16-30-0	16-28-0
Punts-avg.	5-41.0	3-56.7
Fumbles-lost	1-0	2-2
Penalties-yds.	6-66	6-65
Time of poss.	33:20	26:40

INDIVIDUAL STATS

Rushing — VT: McCleave 20-72, King 6-23, Willis 8-34, Hooker 3-7, Robinson 1-3, Steward 1-0; ODU: Davis 11-81, Strong 8-51, Smartt 16-48, deWeaver 2-8, Watson 1-7, Spencer 1-6, Cunningham 3-2.
Passing — VT: Willis 16-28-0; ODU: Smartt 16-30-0.
Receiving — VT: Robinson 4-62, Turner 3-60, Grimsley 2-45, Patterson 3-44, K. Smith 2-32, Mitchell 1-20, McCleave 1-9; ODU: Williams 3-36, Herslow 3-31, Kumah 3-24, Strong 3-22, Watson 4-9.

GAME THREE

GAME FOUR



FURMAN 17
VIRGINIA TECH 24

LANE STADIUM • BLACKSBURG, VA. • SEPT. 14, 2019 • ATT: 52,314

Tré Turner scored second half touchdowns rushing and receiving, helping Virginia Tech rally to a 24-17 nonconference victory over Furman on Saturday at Lane Stadium.

The win marked Tech's second straight and moved the Hokies to 2-1 on the season. Furman fell to 1-2.

The Hokies trailed 14-3 at halftime after Furman converted two Virginia Tech turnovers into touchdowns, but the Hokies scored on their first two possessions of the second half to grab the lead, and then Turner's 29-yard touchdown run with 5:04 remaining sealed the win.

Tech tailback Keshawn King rushed for 119 yards in his first collegiate start, and his 54-yard run on the second play of the second half got the Hokies going. The play set up a 3-yard touchdown run by James Mitchell that cut the Furman lead to 14-10 with 10 minutes left in the third quarter.

A fumble by Furman's Devin Wynn on the ensuing possession was costly, with the Hokies converting on Ryan Willis' 2-yard touchdown pass to Turner with 8:12 left in the third. That score enabled Virginia Tech to grab a 17-14 lead, and it never trailed again.

Turner's 29-yard touchdown run gave Tech some breathing room. The Hokies allowed a Furman field goal late, but recovered an onside kick in the final minute and ran out the clock.

Turner, a receiver, rushed for 68 yards and caught four passes for 29 yards. Willis completed 17 of 21 for 123 yards, with a touchdown and an interception.

Devin Abrams paced Furman (1-2) with 72 yards rushing on 10 carries. The Paladins only had 231 yards of offense.

SCORING	1	2	3	4	F
Furman	0	14	0	3	17
Virginia Tech	3	0	14	7	24

- 1st - 05:37** VT Johnson 35 yd field goal (10-28, 4:34)
- 2nd - 14:56** FUR Devin Abrams 4 yd run (Grayson Atkins kick) (6-41, 3:16)
- 2nd - 05:35** FUR Darren Grainger 15 yd run (Grayson Atkins kick), (9-42, 5:10)
- 3rd - 10:00** VT Mitchell, J 3 yd run (Johnson, B kick), (6-83, 2:15)
- 3rd - 08:12** VT Turner, T 2 yd pass from Willis, R (Johnson, B kick) (4-26, 1:38)
- 4th - 05:04** VT Turner, T 29 yd run (Johnson, B kick) (5-62, 1:51)
- 4th - 01:49** FUR Grayson Atkins 22 yd field goal (10-70, 3:15)

TEAM STATS	FUR	VT
First downs	12	18
Rushing yds.	42-163	43-227
Passing yds.	68	123
Punt return yds.	0	1
Passes	9-16-1	17-21-1
Punts-avg.	6-42.0	4-52.0
Fumbles-lost	1-1	1-1
Penalties-yds.	3-15	6-40
Time of poss.	30:12	29:48

INDIVIDUAL STATS

Rushing — VT: King 12-119, Turner 5-68, McCleave 10-24, Robinson 1-21, Steward 1-3, Mitchell 1-3, Willis 10--5; FUR: Abrams 10-72, Wynn 13-66, Grainger 15-19, Gordon 1-5, Watkins 3-1.
Passing — VT: Willis 17-21-1 123; FUR: Grainger 8-15-1 63.
Receiving — VT: Robinson 4-31, Turner 4-29, K. Smith 2-22, King, 2-16, Keene 2-14, Mitchell 2-10; FUR: Gordon 4-33, Anderson 2-19, Miller 1-8, Wynn 1-5, Armstrong 1-3.



DUKE 45
VIRGINIA TECH 10

LANE STADIUM • BLACKSBURG, VA. • SEPT. 27, 2019 • ATT: 59,537

Duke quarterback Quentin Harris threw two touchdown passes and ran for a score, lifting the Blue Devils to a 45-10 victory over Virginia Tech in an ACC game played Friday night at Lane Stadium.

With the loss, the Hokies fell to 2-2 on the season, 0-2 in the ACC. Duke moved to 3-1 overall, 1-0 in league play.

The Hokies led 3-0 at the end of the first quarter after a 20-yard field goal by Brian Johnson, but the Blue Devils converted a Tech fumble into a Harris touchdown pass to Noah Gray with a little more than 11 minutes left in the half. That started a string in which Duke scored touchdowns on three straight possessions to end the first half.

Duke added to its lead in the third quarter with a 32-yard field goal from AJ Reed and a 42-yard touchdown run by Harris.

Tech's lone score in the second half came on a 72-yard touchdown pass from quarterback Ryan Willis to Damon Hazelton with 2:31 remaining in the third quarter.

Deshawn McCleave rushed for 102 yards on 17 carries. Willis completed 7 of 18 for 112 yards, with a touchdown and an interception, as the Hokies finished with just 259 yards.

Harris led the Blue Devils, completing 20 of 27 for 163 yards and two touchdowns. He also rushed for 100 yards on 17 carries on a night when Duke wound up with 422 yard

SCORING	1	2	3	4	F
Duke	0	21	10	14	45
Virginia Tech	3	0	7	0	10

- 1st - 00:27** VT Johnson 20 yd field goal (10-38, 5:19)
- 2nd - 11:20** DU Gray, N 16 yd pass from Harris (Reed kick) (1-16, 0:05)
- 2nd - 06:43** DU Gray, N 1 yd pass from Harris (Reed kick) (9-67, 3:32)
- 2nd - 00:39** DU Jackson, D 25 yd pass from Calhoun (Reed kick) (9-91, 3:46)
- 3rd - 05:56** DU Reed 31 yd field goal (10-49, 3:08)
- 3rd - 03:30** DU Harris 42 yd run (Reed kick) (1-42, 0:08)
- 3rd - 02:21** VT Hazelton, D 72 yd pass from Willis (Johnson kick) (3-78, 0:54)
- 4th - 12:25** DU Jackson, D 32 yd run (Reed kick) (10-75, 5:06)
- 4th - 03:37** DU Katrenick, C. 9 yd run (Reed kick) (11-57, 7:24)

TEAM STATS	DU	VT
First downs	24	14
Rushing yds.	41-234	43-139
Passing yds.	188	120
Punt return yds.	20	25
Passes	21-28-0	8-20-1
Punts-avg.	4-42.2	5-41.2
Fumbles-lost	0-0	1-1
Penalties-yds.	8-62	5-52
Time of poss.	32:14	27:46

INDIVIDUAL STATS

Rushing — VT: McCleave 17-102, Steward 7-25, King 6-16, Willis 4-5, Robinson 2-3, Patterson 1-1, Mitchell 1-1, Turner 1(-4), Hooker 4(-11); DU: Harris 17-100, Jackson 9-55, Durant 11-29, Parker 1-28, Brown 2-13, Katrenick 1-9
Passing — VT: Willis 7-18-1 112, Hooker 1-2 8; DU: Harris 20-27 163, Calhoun 1-1 25
Receiving — VT: Hazelton 1-72, Robinson 4-25, Grimsley 1-9, Patterson 1-9, McCleave 1-5; DU: Durant 3-53, Gray 6-50, Jackson 5-45, Young 2-22, Bobo 2-12, Calhoun 3-6

GAME FIVE



VIRGINIA TECH 42
MIAMI 35

HARD ROCK STADIUM • MIAMI GARDENS, FL • OCT. 5, 2019 • ATTENDANCE: 53,183

Deshawn McCleave scored on a 3-yard run with 1:03 remaining to lift Virginia Tech to a wild 42-35 ACC victory over Miami on Saturday afternoon at Hard Rock Stadium. With the win, the Hokies moved to 3-2 overall, 1-2 in ACC play. Miami, coming off a bye week, fell to 2-3 overall, 0-2 in the league. Tech also snapped a two-game losing streak to Miami. The Hokies managed to pull out the victory despite squandering a 28-0 first half lead. Miami rallied in the fourth quarter, scoring 21 unanswered points – the final seven on a 62-yard run by DeeJay Dallas that tied the game at 28 with 3:16 remaining. But the Hokies answered. Tech went on a 63-yard march that took five plays and scored on a 3-yard run by McCleave that gave it a 42-35 edge with 1:03 left. Miami had one last chance. The 'Canes drove to the Tech 10 on the ensuing possession, but Tech linebacker Alan Tisdale broke up a N’Kosi Perry pass on the game’s final play to seal the victory for the Hokies. The Hokies grabbed that 28-0 lead primarily because Tech’s defense forced five first half turnovers. The Hokies intercepted Miami quarterback Jarren Williams on each of the 'Canes first three possessions. Jermaine Waller intercepted two of those, and Tech scored touchdowns off both, with Hendon Hooker – making his first collegiate start – rushing for a score and throwing a 20-yard touchdown pass to tight end Dalton Keene. The Hokies later converted a Mike Harley fumble in a 1-yard touchdown run by James Mitchell. Tech also scored in a more traditional fashion. The Hokies went on a 12-play, 80-yard march spanning the first and second quarter that ended with Hooker’s second touchdown pass to Keene – a 17-yarder that gave Tech a 28-0 advantage early in the second quarter. In the fourth quarter, Hooker threw a 5-yard touchdown pass to Keene to give the Hokies a 35-14 lead before Miami rallied to tie the game. Taking over for Ryan Willis, Hooker, a redshirt sophomore completed 10 of 20 passes for 184 yards, with three touchdowns, and he also rushed for 76 yards and a score. Keene caught five passes for 73 yards and three touchdowns. Tech’s defense finished with nine tackles for a loss and a season-high seven sacks.

SCORING	1	2	3	4	F
Virginia Tech	21	7	0	14	42
Miami	0	7	7	21	35

- 1st - 09:48** VT Hooker 12 yd run (Johnson kick) (8-48, 3:54)
- 1st - 03:19** VT Keene 20 yd pass (Johnson kick) (2-23, 0:36)
- 1st - 02:16** VT Mitchell 1 yd run (Johnson kick) (4-20, 0:54)
- 2nd - 09:30** VT Keene 17 yd pass (Johnson kick) (12-80, 6:02)
- 2nd - 0:00** UM Pope 38 yd pass (Baxa kick) (5-84, 0:53)
- 3rd - 09:38** UM Jordan 6 yd pass (Baxa kick) (8-88, 3:33)
- 4th - 12:43** VT Keene 5 yd pass (Johnson kick) (4-80, 1:35)
- 4th - 07:03** UM Thomas 13 yd pass (Baxa kick) (10-65, 5:40)
- 4th - 04:55** UM Thomas 25 yd pass (Dallas rush) (6-61, 1:12)
- 4th - 03:16** UM Dallas 62 yd rush (Baxa kick failed) (2-69, 0:50)
- 4th - 01:03** VT McCleave 3 yd run (Johnson kick) (5-63, 2:13)

TEAM STATS	VT	UM
First downs	17	27
Rushing yds.	43-153	23-94
Passing yds.	184	469
Punt return yds.	3	29
Passes	10-20-0	32-55-4
Punts-avg.	7-50.1	3-48.7
Fumbles-lost	0-0	2-1
Penalties-yds.	5-50	11-90
Time of poss.	28:45	31:15

INDIVIDUAL STATS

Rushing — VT: Hooker 16-76, McCleave 14-57, King 12-19, Mitchell 1-1; UM: Dallas 6-66, Harris 2-19, Harley 2-18, Thomas 1-8, Murphy 1-1, Williams 2-(-2), Perry 9-(-16).
Passing — VT: Hooker 10-20-0 184; UM: Perry 28-47-1 422, Williams 4-7-3 47, Team 0-1-0.
Receiving — VT: Mitchell 3-75, Keene 5-73, Hazelton 1-29, Robinson 1-7; UM: Jordan 7-136, Thomas 6-124, Wiggins 4-64, Pope 2-45, Osborn 3-44, Harley 5-36, Dallas 3-12, Harris 1-6, Parrot 1-2.

GAME SIX



RHODE ISLAND 17
VIRGINIA TECH 34

LANE STADIUM • BLACKSBURG, VA • OCT. 12, 2019 • ATTENDANCE: 51,716

Virginia Tech quarterback Hendon Hooker threw three touchdown passes, including two to Damon Hazelton, and the Hokies pulled away in the second half to down Rhode Island 34-17 in a nonconference game Saturday afternoon at Lane Stadium. With the victory, the Hokies moved to 4-2 on the season. Rhode Island fell to 1-5. After throwing three touchdown passes in his first collegiate last weekend in the Hokies’ 42-35 victory over Miami, Hooker again played well for Tech, guiding the Hokies on scoring drives on five of their first six possessions. He completed touchdown passes of 9 and 37 yards to Hazelton and 3 yards to tight end Dalton Keene. Tech grabbed a 10-0 lead in the first quarter and never trailed. Brian Johnson’s 22-yard field goal capped Tech’s first drive of the game, and then the 9-yard touchdown pass to Hazelton gave the Hokies a 10-point lead. Hooker’s second touchdown pass to Hazelton enabled the Hokies to take a 17-6 lead at halftime. Rhode Island cut the Tech lead to 3 on a 9-yard touchdown pass from Vito Priore to Ahmere Dorsey on the Rams first possession of the second half. Rhode Island went for two points and got it, cutting the Hokie lead to 17-14 with 12:26 left in the third. But Tech answered, as a 10-play 93-yard drive ended with Hooker’s touchdown pass to Keene to give the Hokies a 24-14 lead. Tech then scored 10 fourth quarter points to put the game away. Hooker completed 16 of 27 for 261 yards, and more importantly, did not throw an interception. Hazelton caught five passes for 93 yards and the two touchdowns, and Deshawn McCleave rushed for 124 yards and a score. Tech, which scored on six of eight possessions, finished with a season-high 485 yards of offense.

KEY PLAY

Tech made several big plays in this one, but one of the biggest – maybe the biggest – came toward the end of the first quarter. The Hokies led 3-0 and faced third-and-9 from the Rhode Island 19. Hooker couldn’t connect with Hazelton, but the Rams’ Rashod Dickerson was flagged for pass interference, giving the Hokies a first down at the Rhode Island 4. Two plays later, Hooker hit Hazelton on the 9-yard touchdown pass to give the Hokies a 10-0 lead, and they were off and running.

SCORING	1	2	3	4	F
Rhode Island	0	6	11	0	17
Virginia Tech	10	7	7	10	34

- 1st - 08:44** VT Johnson 22 yd field goal (13-81, 6:16)
- 1st - 01:17** VT Hazelton 9 yd pass from Hooker (Johnson kick) (9-86, 2:59)
- 2nd - 12:15** URI Carrick 41 yd field goal (7-51, 4:02)
- 2nd - 09:46** VT Hazelton 37 yd pass from Hooker (Johnson kick) (6-66, 2:28)
- 2nd - 03:29** URI Carrick 36 yd field goal (14-56, 6:17)
- 3rd - 12:26** URI Dorsey 9 yd pass from Priore (Parker pass) (8-75, 2:34)
- 3rd - 07:57** VT Keene 3 yd pass from Hooker (Johnson kick) (10-93, 4:25)
- 3rd - 02:37** URI Carrick 41 yd field goal (10-60, 5:16)
- 4th - 13:41** VT McCleave 1 yd run (Johnson kick) (9-75, 3:56)
- 4th - 02:06** VT Johnson 22 yd field goal (10-76, 5:27)

TEAM STATS	URI	VT
First downs	18	25
Rushing yds.	24	224
Passing yds.	286	261
Punt return yds.	0	0
Passes	26-48-0	16-28-0
Punts-avg.	2-29.5	1-39
Fumbles-lost	0-0	1-0
Penalties-yds.	8-67	6-54
Time of poss.	28:54	31:06

INDIVIDUAL STATS

Rushing — VT: McCleave 12-124, Hooker 15-43, King 6-30, Gary 4-24, Robinson 2-13, Team 1-(-10); URI: Bryant 10-54, Jones 1-3, Parker 1-0, Priore 3-(-33).
Passing — VT: Hooker 16-28-261 Robinson 0-1-0; URI: Priore 26-47-286, Parker 0-1-0
Receiving — VT: Hazelton 5-93, Keene 4-53, Robinson 4-48, King 1-40, Mitchell 1-27, Simmons 1-0; URI: Coulter 9-152, Parker 5-64, Dorsey 4-34, Bryant 5-19, Lee 1-14, Antrum 2-3.

GAME SEVEN



NORTH CAROLINA 41
VIRGINIA TECH 43

LANE STADIUM • BLACKSBURG, VA • OCT. 19, 2019 • ATTENDANCE: 65,632
BLACKSBURG – Quincy Patterson’s two-point conversion run in the sixth overtime lifted Virginia Tech a wild 43-41 victory over North Carolina on Saturday at Lane Stadium in the longest game in ACC history.

With the victory, the Hokies moved to 5-2 overall, 2-2 in the ACC, and they beat North Carolina for the fourth consecutive time. The Tar Heels fell to 3-4 overall, 2-2 in league play.

The game marked the nationwide debut of college football’s new overtime rules, which now call for going for two points after the fourth overtime. Both teams misfired on opportunities to win the game in earlier overtime periods, as Tech kicker Brian Johnson missed game-winning attempts from 41 and 42 yards and North Carolina kicker Noah Ruggles missed from 35 yards and had a 44-yard attempt blocked.

In the fifth overtime, the Hokies had the ball first, but Patterson’s pass to Damon Hazelton was broken up by the Tar Heels’ Storm Duck, giving the Tar Heels an opportunity to win the game.

North Carolina, though, couldn’t convert. Tech’s Khalil Ladler read a pitch play perfectly and tackled Michael Carter for a loss, sending the game into a sixth overtime. The Tar Heels received the ball first, but Ladler and others sacked quarterback Sam Howell, setting up Patterson’s game-winning conversion.

Patterson – the Hokies’ third-team quarterback coming into the game – played because of an injury to starter Hendon Hooker, who went down with a leg injury late in the first half. Ryan Willis threw a touchdown pass to Hazelton with 19 seconds left in the first half and then played the first two series of the second half before head coach Justin Fuente elected to go with Patterson the rest of the way.

Patterson rushed for 122 yards on 21 carries and threw for 54 yards and a touchdown to pace the Hokies, who finished with a season-high 490 yards of offense.

	1st	2nd	3rd	4th	OT	OT	OT	OT	OT	OT	F
North Carolina	10	7	7	7	3	7	0	0	0	0	41
Virginia Tech	7	14	0	10	3	7	0	0	0	2	43

- 1st - 14:12** NC Newsome 47 yd pass from Howell (Ruggles kick) (4-75, 0:48)
- 1st - 10:47** NC Ruggles 26 yd field goal (7-25, 2:20)
- 1st - 00:02** VT Turner 55 yd pass from Hooker (Johnson kick) (5-80, 2:01)
- 2nd - 06:55** NC Newsome 10 yd pass from Howell (Ruggles kick) (9-81, 3:59)
- 2nd - 03:29** VT McCleese 2 yd run (Johnson kick) (8-75, 3:26)
- 2nd - 00:19** VT Hazelton 11 yd pass from Willis (Johnson kick) (7-64, 2:39)
- 3rd - 09:27** NC Groves 6 yd pass from Howell (Ruggles kick) (8-71, 3:48)
- 4th - 09:29** VT Johnson 23 yd field goal (13-61, 6:49)
- 4th - 05:11** NC Green 68 yd pass from Howell (Ruggles kick) (3-80, 1:06)
- 4th - 04:31** VT Patterson 53 yd run (Johnson kick) (2-75, 0:40)
- OT - 15:00** VT Johnson 38 yd field goal (4-5, 0:00)
- OT - 15:00** NC Ruggles 29 yd field goal (7-13, 0:00)
- OT - 15:00** NC Corrales 8 yd pass from Howell (Ruggles kick) (6-25, 0:00)
- OT - 15:00** VT Hazelton 18 yd pass from Patterson (Johnson kick) (4-25, 0:00)
- OT - 15:00** VT Patterson 2 yd run (1-2, 0:00)

TEAM STATS	NC	VT
First downs	23	23
Rushing yds.	143	254
Passing yds.	348	236
Punt return yds.	0	9
Passes	26-49-0	14-21-0
Punts-avg.	7-277	6-295
Fumbles-lost	0-0	3-2
Penalties-yds.	9-69	5-36
Time of poss.	27:08	32:52

INDIVIDUAL STATS

Rushing — VT: Patterson II 21-122, McCleese 13-72, Hooker 10-41, Keene 7-25, Willis 4-(-13), Team 2-(-2), Robinson 1-(-1), Hazelton 1-3, Turner 1-7; NC: Carter 13-91, Williams 11-37, Williams 4-22, Newsome 1-3, Surratt 1-0, Howell 10-(-10)
Passing — VT: Hooker 8-12-127, Willis 3-3-55, Patterson II 3-6-54; NC: Howell 26-49-348
Receiving — VT: Turner 5-106, Hazelton 3-43, Mitchell 2-23, Robinson 1-22, McCleese 1-19, Keene 1-18, Smith 1-5; NC: Newsome 9-112, Green 1-68, Brown 2-53, Corrales 5-48, Walston 4-29, Groves 3-27, Williams 1-14, Carter 1-(-3).

GAME EIGHT



VIRGINIA TECH 20
#16 NOTRE DAME 21

NOTRE DAME STADIUM • NOTRE DAME, IND • NOV. 2, 2019 • ATTENDANCE: 77, 622

SOUTH BEND, Ind. – Notre Dame quarterback Ian Book scored on a 7-yard touchdown run with 29 seconds remaining and that carried the No. 16 Irish to a 21-20 nonconference victory over Virginia Tech on Saturday at Notre Dame Stadium. With the loss, the Hokies fell to 5-3 overall on the season and saw their three-game winning streak come to an end. Notre Dame moved to 6-2 on the season. Tech took a 20-14 lead after the second of two second-half field goals by Brian Johnson. Johnson had given the Hokies a 17-14 lead on a 44-yard field goal early in the third quarter, and Tech pushed it to 20-14 on his 25-yarder early in the fourth quarter. But in the final three minutes, the Irish put together their best drive of the day. They marched 87 yards in 18 plays – converting on fourth down on two occasions – and scored on Book’s run. Jonathan Doerer’s extra point provided the final margin. Tech had one last chance, but a Quincy Patterson pass was intercepted, and the Irish ran out the clock.

Making the first start of his career in place of an injured Hendon Hooker, Patterson struggled for much of the game, completing just 9 of 28 pass attempts for 139 yards, with a touchdown and an interception. He rushed for 77 yards on 19 carries, carrying much of the load on a day when the Hokies’ offense amassed just 240 yards. Patterson threw an 8-yard touchdown pass to Damon Hazelton with 1:15 left in the first quarter. Tech’s other touchdown came on a 98-yard fumble return by safety Divine Deablo with 9 seconds remaining in the first half. Notre Dame was in great shape to take a two-touchdown lead at halftime, but the Hokies’ Rayshard Ashby forced a fumble by Notre Dame’s Jafar Armstrong, and Deablo scooped up the ball and went 98 yards for the score.

GAME NOTES

- The game marked just Tech’s third road loss to a ranked opponent in the past decade.
- Deablo’s fumble return for a score marked the Hokies’ 11th non-offensive touchdown under head coach Justin Fuente, including three by fumble return.
- Deablo’s fumble return for a score marked the longest fumble return ever against Notre Dame.
- Deablo’s third-quarter interception marked the second of his career (West Virginia, 2017).
- Hazelton’s touchdown reception marked his sixth of the season and 18th of his career (14 at Tech). Hazelton has caught a touchdown reception in three consecutive games and four of the past five.
- Johnson’s 44-yard field goal in the third quarter marked his second-longest field goal of his career (45 yards, William & Mary).
- John Parker Romo served as the Hokies’ punter against the Irish after normal starter Oscar Bradburn went down with an injury this past week.

SCORING	1	2	3	4	F
Virginia Tech	7	7	3	3	20
Notre Dame	7	7	0	7	21

- 1st - 19:10** ND Kmet 8 yd pass from Book (Doerer kick) (2-26, 0:26)
- 1st - 01:15** VT Hazelton 8 yd pass from Patterson (Johnson kick) (8-45, 2:25)
- 2nd - 11:45** ND Tremble 4 yd pass from Book (Doerer kick) (11-77, 4:25)
- 2nd - 00:09** VT Deablo 98 yd fumble return (Johnson kick)
- 3rd - 11:00** VT Johnson 44 yd field goal (7-49, 4:00)
- 4th - 13:25** VT Johnson 25 yd field goal (10-76, 4:49)
- 4th - 00:29** ND Book 7 yd run (Doerer kick) (18-87, 2:53)

TEAM STATS	VT	ND
First downs	12	25
Rushing yds.	96	106
Passing yds.	139	336
Punt return yds.	0	24
Passes	9-29-1	29-53-2
Punts-avg.	8-44.2	6-38.8
Fumbles-lost	1-1	1-1
Penalties-yds.	6-53	7-75
Time of poss.	28:48	31:12

INDIVIDUAL STATS

Rushing — VT: Patterson 19-77, McCleese 13-32, Keene 2-2, Turner 2-(-15); ND: Book 13-50, Armstrong 19-37, Smith 3-14, Davis 1-7, Team 2-(-2).
Passing — VT: Patterson 9-28-1 139; ND: Book 29-53-2 336
Receiving — VT: Hazelton 5-63, Turner 2-58, Grimsley 2-18; ND: Claypool 8-118, Finker 5-51, Armstrong 4-49, Kmet 4-28, McKinley 1-26, Lenzy 2-25, Davis 3-22, Keys 1-13, Tremble 1-4

GAME NINE



#22 WAKE FOREST 17
VIRGINIA TECH 36



VIRGINIA TECH 45
GEORGIA TECH 0

LANE STADIUM • BLACKSBURG, VA • NOV. 9, 2019 • ATTENDANCE: 65,632

BLACKSBURG – Hendon Hooker accounted for 311 yards of total offense and ran for a touchdown, and Virginia Tech received an outstanding game from its defense, all of which helped the Hokies upset No. 22 Wake Forest 36-17 in an ACC game played Saturday afternoon at Lane Stadium.

With the victory, the Hokies moved to 6-3 overall, 3-2 in the ACC, and they won for the fourth time in their past five games. Wake Forest fell to 7-2 overall, 3-2 in league play.

"It was fun to be a part of," Tech head coach Justin Fuente said. "I go back to this – I'm really proud of our kids. They just continue to battle and block out the noise and work hard and stick together, and it's fun to get to see them reap some benefits."

The Hokies, who need just one more win to become bowl eligible for the 27th consecutive season, overcame a 10-6 halftime deficit by scoring 30 second-half points and they beat a ranked team for the first time since last year at then-No. 22 Duke.

Deshawn McCleave scored touchdowns on back-to-back possessions in the third quarter. His 6-yard touchdown run with 7:02 remaining in the quarter gave the Hokies a 20-17 lead -- one they never would relinquish. He had 59 of the Hokies' 228 yards rushing.

Hooker completed 15 of 23 for 242 yards and rushed for 69 yards. His 7-yard touchdown run with 4:38 remaining sealed it.

Tech's defense, though, was the story of the game, as the Hokies held Wake Forest to season lows in yards (301) and points. Wake Forest came into the game ranked seventh nationally in total offense (510.6 ypg) and eighth in passing offense (323.6 ypg).

The Hokies also forced two turnovers and they sacked Wake Forest quarterback Jamie Newman three times – Wake had allowed just 10 sacks on the season coming into the game.

Newman completed just 16 of 35 passes for 238 yards with two touchdowns and two interceptions.

SCORING	1	2	3	4	F
Wake Forest	3	7	7	0	17
Virginia Tech	3	3	17	13	36

- 1st - 05:33** VT Johnson 35 yd field goal (19-64, 9:27)
- 1st - 05:33** WF Sciba 40 yd field goal (5-37, 1:23)
- 2nd - 07:47** VT Johnson 32 yd field goal (13-68, 7:02)
- 2nd - 05:48** WF Surratt 11 yd pass from Newman (Sciba kick) (7-57, 1:59)
- 3rd - 11:00** VT McCleave 2 yd run (Johnson kick) (4-74, 1:50)
- 3rd - 08:59** WF Surratt 24 yd pass from Newman (Sciba kick) (6-75, 2:01)
- 3rd - 7:02** VT McCleave 6 yd run (Johnson kick) (4-74, 1:50)
- 3rd - 05:30** VT Johnson 35 yd field goal (4-3, 1:25)
- 4th - 11:44** VT Mitchell 1 yd run (Hooker pass failed) (6-80, 3:09)
- 4th - 11:00** VT Hooker 7 yd run (Johnson kick) (1-7, 0:03)

TEAM STATS	WF	VT
First downs	16	21
Rushing yds.	29-63	48-228
Passing yds.	238	242
Punt return yds.	12	48
Passes	16-32-2	15-23-0
Punts-avg.	7-51.6	4-51.2
Fumbles-lost	0-0	3-2
Penalties-yds.	6-30	7-55
Time of poss.	23:51	36:09

INDIVIDUAL STATS

Rushing — VT: Turner 4-73, Hooker 15-69, McCleave 17-59, King 7-35, Robinson 1-7, Mitchell 1-1; WF: Carney 10-46, McKinney 3-13, Walker 3-11, Bowers 1-(-3), Newman 12-(-4).
Passing — VT: Hooker 15-23-0 242; WF: Newman 16-35-2 238, Bowers 0-1-0 0
Receiving — VT: Hazelton 7-86, Mitchell 3-58, Wheatley 1-50, Turner 2-30, McCleave 1-10, King 1-8; WF: Hinton 8-162, Surratt 4-53, Freudenthal 2-12, Jones 1-7, Carney 1-4.

GAME TEN

BOBBY DODD STADIUM • ATLANTA, GA • NOV. 16, 2019 • ATTENDANCE: 43,263

Virginia Tech jumped all over Georgia Tech from the opening kick, scoring touchdowns on four of its first six possessions and rolling to a 45-0 victory over the Yellow Jackets in an ACC game played Saturday afternoon at Bobby Dodd Stadium. Hendon Hooker rushed for two touchdowns and threw a touchdown pass for the Hokies, who won for the fifth time in their past six games. The victory moved them to 7-3 overall on the season, 4-2 in league play. The Yellow Jackets fell to 2-8 overall, 1-6 in the ACC.

Most importantly, with the win, Virginia Tech became bowl eligible for the 27th consecutive season.

The Hokies jumped on the Yellow Jackets quickly, scoring on back-to-back possessions in the first quarter. A 71-yard drive – aided by a 49-yard run by Tayvion Robinson on a reverse – ended with a 3-yard touchdown run by Hooker that gave the Hokies a 7-0 lead eight minutes into the game.

On its next possession, Tech went 77 yards in seven plays, getting a 37-yard pass play from Hooker to Tré Turner to get into Georgia Tech territory. The drive ended five plays later when Keshawn King scored on a 2-yard run that pushed the Tech lead to 14-0 with 2:49 remaining in the first quarter.

Those two scores marked the start of a dominating performance by the Hokies. Hooker scored a second touchdown on a 5-yard run in the second quarter, and Caleb Farley intercepted Georgia Tech's James Graham and returned the ball 17 yards for a touchdown giving the Hokies a 28-0 lead with 5:52 left in the first half. Brian Johnson's 22-yard field goal with 1:11 remaining in the half gave Virginia Tech a 31-0 bulge at the break.

The Hokies finished with 299 yards in the first half – and mercifully took a knee on their final possession of the half, or the yardage total would have been more. The Yellow Jackets had just one first down and 48 yards of offense.

Hooker threw a touchdown pass to James Mitchell early in the third quarter to push the lead to 38-0, and after that score, Virginia Tech's coaching staff started playing backups.

Virginia Tech's defense held Georgia Tech to just 134 yards of offense. The Hokies intercepted two passes and recorded four sacks in handing defensive coordinator Bud Foster his 35th shutout during his 33 seasons in Blacksburg.

The Hokies finished with 461 yards of offense. Hooker completed 9 of 13 for 159 yards and he rushed for 10 yards. Mitchell hauled in four passes for 90 yards and the score.

SCORING	1	2	3	4	F
Virginia Tech	14	17	14	0	45
Georgia Tech	0	0	0	0	0

- 1st - 07:53** VT Hooker 3 yd run (Johnson kick) (5-71, 2:00)
- 1st - 02:49** VT King 2 yd run (Johnson kick) (7-77, 3:33)
- 2nd - 12:09** VT Hooker 5 yd run (Johnson kick) (8-69, 3:39)
- 2nd - 05:52** VT Farley 17 yd interception (Johnson kick)
- 2nd - 01:16** VT Johnson 22 yd field goal (5-39, 2:12)
- 3rd - 10:14** VT Mitchell 7 yd pass from Hooker (Johnson kick) (4-19, 1:34)
- 3rd - 02:06** VT Patterson 2 yd run (Johnson kick) (5-87, 2:33)

TEAM STATS	VT	GT
First downs	18	8
Rushing yds.	45-238	31-53
Passing yds.	223	81
Punt return yds.	34	18
Passes	11-16-0	11-25-2
Punts-avg.	4-45.5	9-48.2
Fumbles-lost	0-0	2-0
Penalties-yds.	2-30	6-40
Time of poss.	31:39	28:21

INDIVIDUAL STATS

Rushing — VT: Robinson 1-49, Patterson 9-40, Steward 6-40, Turner 1-39, McCleave 11-34, King 7-29, Hooker 7-10, Grimsley 1-3, TEAM 2-(-6); GT: Griffin 2-21, Malloy 4-21, Yates 9-12, Showell 1-4, Graham 8-2, Howard 1-0, Mason 6-(-7)
Passing — VT: Hooker 9-13-0 159, Patterson 2-2-0 64, Robinson 0-1-0 0; GT: Graham 7-14-2 43, Yates 4-11-0 38
Receiving — VT: Mitchell 4-90, King 2-82, Turner 2-46, Keene 1-4, McCleave 1-1, Grimsley 1-0; GT: Sanders 2-22, Davis 2-17, Carter 1-17, Deveney 2-14, Howard 1-5, Brown 1-4, Harris 1-4, Oliver 1-(-2)