



WOMEN'S BASKETBALL 2023-24 GAME NOTES

TUNE IN FROM HOME

TELEVISION

ACCN (Pam Ward, Kelly Gramlich & Angel Gray)

RADIO

VT Sports Network & 100.7 (Evan Hughes)

LIVE STATS

<https://stats.hokiesports.com/wbasketball/live/>

2023-24 SCHEDULE

RECORD	23-6
ACC	14-4
NON-CONFERENCE	9-2
HOME	15-0
AWAY	6-5
NEUTRAL	2-1

DATE	OPPONENT	TV	TIME
Nov. 6	High Point	ACCN	W, 94-55
Nov. 9	vs. No. 3 Iowa	ESPN2	L, 76-80
Nov. 16	Houston Christian	ACCNX	W, 105-36
Nov. 20	UNC Greensboro	ACCNX	W, 72-51
Nov. 24	vs. Kansas	FloHoops	W, 59-58
Nov. 25	vs. Tulane	FloHoops	W, 76-70
Nov. 30	at No. 7 LSU	ESPN	L, 64-82
Dec. 6	Long Island	ACCNX	W, 98-50
Dec. 10	Radford	ACCNX	W, 85-40
Dec. 17	at Rutgers	FS1	W, 84-59
Dec. 21	William & Mary	ACCNX	W, 76-43
Dec. 31	Pitt*	ACCNX	W, 91-41
Jan. 4	at Wake Forest*	ACCNX	W, 82-73
Jan. 7	No. 3 NC State*	ACCN	W, 63-62
Jan. 11	Miami*	ACCN	W, 76-52
Jan. 14	at No. 21 Florida State*	ESPN	L, 81-89
Jan. 18	at Duke*	ACCN	L, 46-63
Jan. 21	Clemson*	CW	W, 74-62
Jan. 25	Georgia Tech*	ACCNX	W, 87-69
Jan. 28	at No. 22 Syracuse*	ACCN	W, 75-62
Feb. 1	Virginia*	ACCN	W, 76-63
Feb. 4	at No. 24 UNC*	ESPN2	W, 70-61 (OT)
Feb. 8	at No. 3 NC State*	ACCN	W, 72-61
Feb. 11	Boston College*	ACCNX	W, 74-63
Feb. 15	Duke*	ACCN	W, 61-56
Feb. 18	at No. 18 Louisville*	ESPN	W, 86-70
Feb. 25	North Carolina*	ACCN	W, 74-62
Feb. 29	at No. 17 Notre Dame*	ESPN	L, 58-71
March 3	at Virginia*	ACCN	L, 75-80
March 8	ACC Quarterfinals	ACCN	1:30 PM



hokiesports.com

NO. 11 VIRGINIA TECH 23-6, 14-4 ACC

Head Coach: Kenny Brooks (JMU, 1992)
Record at VT: 178-80 (8th season)
Career Record: 515-202 (22nd season)

GAME 30 • MARCH 8 ACC QUARTERFINALS • 1:30 PM TIP • GREENSBORO COLISEUM

VIRGINIA TECH'S LAST STARTING FIVE

Virginia Tech Hokies	Ht.	Yr.	Hometown	PPG	RPG	Other
G 5 Georgia Amoore	5-6	Sr.	Ballarat, Australia	18.7	2.8	2x first team All-ACC
G 22 Cayla King	6-0	Gr.	Greensboro, N.C.	7.0	3.1	31st woman at VT to score 1,000
G 11 Matilda Ekh	6-0	Jr.	Västerås, Sweden	10.5	3.6	Owns 999 career points
F 20 Olivia Summiel	6-2	Gr.	Dayville, Ct.	3.5	6.6	Grad transfer from Wake Forest
C 33 Elizabeth Kitley	6-6	Gr.	Summerfield, N.C.	22.8	11.4	3x ACC Player of the Year

VIRGINIA TECH IN THE ACC WOMEN'S BASKETBALL CHAMPIONSHIP

- The Hokies return to Greensboro as the defending champions and the 2023-24 regular season champions and will look to defend their crown.
- All-time, the Hokies are 12-18 in the competition, with half of those wins coming in the last three seasons. Coach Brooks is 8-6 in his seven appearances in the event, winning the 2023 title after winning three games with an average margin of victory of 17.6 points per game.

A WIN WOULD...


- Move the Hokies into the semifinal round for the third consecutive season.
- Prior to 2022, Tech had never reached the penultimate round of the competition.

NOTES FROM THE HOKIES' LAST TIME OUT AGAINST VIRGINIA

- Georgia Amoore scored 39 points, a program record for an ACC contest, in the loss at Virginia. That is the highest total in an ACC game this season.
- Her eight made 3's tied Aisha Sheppard's record for an ACC contest.
- The attendance was 11,975, a record for a women's basketball game in the Commonwealth. Many of those were Hokie fans.

OTHER WBB NOTES SURROUNDING THE HOKIES

- Elizabeth Kitley was named the ACC's Player of the Year for a third consecutive season, joining Alana Beard and Alyssa Thomas as the only three women to have won ACC POY three times.
- Kitley becomes the second player ever to be a four-time first team All-ACC athlete joining Duke's Elizabeth Williams. She is also a three-time All-Defensive Team member.
- She was also named the Kay Yow Scholar Athlete of the Year for the third time.
- Georgia Amoore earned first team honors for the second consecutive season after leading the league in assists. She was also the sixth-leading scorer.



ABOUT OUR NAME

Our official name is Virginia Polytechnic Institute and State University, but using the full name is cumbersome. Thus, “Virginia Tech” is preferable in all but formal uses. When using the full name of the university, never use an ampersand instead of “and.” Never use VPI&SU, VPI and SU, VA Tech, Va. Tech, or Virginia Tech University. “Tech” is acceptable after a first reference to “Virginia Tech,” but it should not be used repeatedly or solely. “VT” is acceptable only in limited, informal situations. “VPI,” which was the university’s acronym/nickname from 1896 to 1970, should be used only in historical contexts. The same is true for “VAMC,” the university’s acronym/nickname before 1896.

QUICK FACTS

THE BASICS

University name: Virginia Tech

Location: Blacksburg, Va.

Founded: 1872

Enrollment: 36,000+

President: Dr. Timothy Sands

Director of Athletics: Whit Babcock

Nickname: Hokies

Colors: Chicago Maroon & Burnt Orange

Affiliation: NCAA Division 1

Conference: Atlantic Coast

FACILITY FACTS

Cassell Coliseum

Capacity: 8,925

Record in arena: 476-210 (.688)

TEAM INFORMATION

2022-23 Record: 31-5

Home/Away/Neutral: 16-1/8-3/7-1

Conference Record: 14-4

Home/Away: 8-1/6-3

Conference Finish: T2 (3 seed)

Conference Tournament: Champions

Starters returning/lost: 3/2

Letterwinners returning/lost: 3/9

Newcomers: 9

PROGRAM OVERVIEW

Total seasons: 48

First season: 1976-77

All-Time Record: 800-626

All-Time ACC Record: 120-196

All-Time ACC Record at home: 70-90

All-Time ACC Record on the road: 50-106

All-Time ACC Championships Record: 12-18

ACC Championship Game Apps: 1 (2023)

NCAA Tournament Appearances: 12

All-Time NCAA Tournament Record: 13-12

MEDIA INFORMATION

INTERVIEW POLICY

Gamedays: Head Coach Kenny Brooks and select student-athletes will be available to the media after the game and following a 10-minute cooling off period. For home games at Cassell Coliseum, interviews with Coach Brooks and student-athletes will be conducted in person in the Cassell Coliseum Media Center.

Non-Gamedays: All interview requests for members of the program need to be arranged through the program’s SID Carter Brown who can be reached via email at cart315@vt.edu. Coaches, staff members and student-athletes should never be contacted directly for interview opportunities.



2023-24 VIRGINIA TECH ROSTER (NUMERICAL/ALPHABETICAL)

No.	Name	Cl.	Pos.	Ht.	Hometown	High School/Previous School
1	Carleigh Wenzel	r-Fr.	G	6-0	San Antonio, Texas	Antonian College Prep
2	Gabby Brooks	Fr.	G	5-10	Harrisonburg, Va.	Blacksburg High
3	Mackenzie Nelson	Fr.	G	5-8	Greenwich, Ct.	St. Luke's
4	Rose Micheaux	Jr.	F	6-2	Wayne, Mich.	Wayne Memorial/Minnesota
5	Georgia Amoore	Sr.	G	5-6	Ballarat, Victoria, Australia	Loretto College Ballarat (Ballarat Rush)
10	Carys Baker	Fr.	F	6-2	West Hartford, Ct.	Loomis Chafee
11	Matilda Ekh	Jr.	G/F	6-0	Västerås, Sweden	Riksbasketgymnasiet Luleå/Mich. St.
12	Samyha Suffren	Fr.	G	5-8	Charlotte, N.C.	Cannon School
13	Clara Strack	Fr.	C	6-5	Buffalo, N.Y.	Hamburg
20	Olivia Summiel	Gr.	G/F	6-2	Dayville, Ct.	Marianapolis Prep/Wake Forest
22	Cayla King	Gr.	G	6-0	Greensboro, N.C.	Northwest Guilford
33	Elizabeth Kitley	Gr.	C	6-6	Summerfield, N.C.	Northwest Guilford
5	Georgia Amoore	Sr.	G	5-6	Ballarat, Victoria, Australia	Loretto College Ballarat (Ballarat Rush)
10	Carys Baker	Fr.	F	6-2	West Hartford, Ct.	Loomis Chafee
2	Gabby Brooks	Fr.	G	5-10	Harrisonburg, Va.	Blacksburg High
11	Matilda Ekh	Jr.	G/F	6-0	Västerås, Sweden	Riksbasketgymnasiet Luleå/Mich. St.
22	Cayla King	Gr.	G	6-0	Greensboro, N.C.	Northwest Guilford
33	Elizabeth Kitley	Gr.	C	6-6	Summerfield, N.C.	Northwest Guilford
4	Rose Micheaux	Jr.	F	6-2	Wayne, Mich.	Wayne Memorial/Minnesota
3	Mackenzie Nelson	Fr.	G	5-8	Greenwich, Ct.	St. Luke's
13	Clara Strack	Fr.	C	6-5	Buffalo, N.Y.	Hamburg
12	Samyha Suffren	Fr.	G	5-8	Charlotte, N.C.	Cannon School
20	Olivia Summiel	Gr.	G/F	6-2	Dayville, Ct.	Marianapolis Prep/Wake Forest
1	Carleigh Wenzel	r-Fr.	G	6-0	San Antonio, Texas	Antonian College Prep

COACHING & SUPPORT STAFF

Head Coach: Kenny Brooks (James Madison, 1992)

Record at VT: 178-80 (.690) (8th Year)

Overall Record: 515-202 (.718) (22nd Year)

Associate Head Coach: Lindsey Hicks (4th Year)

Assistant Coach: Radvile Autukaite (2nd Year)

Assistant Coach: Jauwan Scaife (1st Year)

Strength & Conditioning: Greg Werner (8th Year)

Athletic Trainer: Erin Cash (8th Year)

Chief of Staff: Tim Clark (8th Year)

Video Coordinator: Chase Sanchez (3rd Year)

Director of Player Personnel: Will Sims (2nd Year)

Coordinator of S-A Engagement: Maddie Bailey (2nd Year)

Operations Assistant: Kendall Dillard (2nd Year)

Graduate Assistant: Charlotte Lowndes (1st Year)

PRONUNCIATION GUIDE

Carleigh WENZEL

When-zill

Rose MICHEAUX

Me-shaw

Georgia AMOORE

Aye-more

CARYS Baker

Care-is

Matilda EKH

Eck

SUMYHA Suffren

Sum-my-uh

CLARA Strack

Claire-uh

Olivia SUMMIEL

Sum-me-ul

Elizabeth KITLEY

Kit-lee

RADVILE AUTUKAITE

Rad-veal Ow-two-kate-uh

JAWAUN SCAIFE

Juh-juan Skay-fe

▶ VIRGINIA TECH'S SINGLE GAME PROGRAM RECORDS AT THE ACC TOURNAMENT

TEAM RECORDS - ACC TOURNAMENT GAME		INDIVIDUAL RECORDS - ACC TOURNAMENT GAME	
Most points scored	87 vs. UNC (3/3/2022)	Most points	28 - Taylor Emery vs. Syracuse (3/2/2018)
Most points combined	155 vs. Syracuse (3/2/2018)	Most FG made	11 - Taylor Emery vs. Syracuse (3/2/2018)
Most points (Qtr)	29 (Q4) vs. Syracuse (3/2/2018)	Most FG attempts	20 (2x) last Taylor Emery vs. Syracuse (3/2/2018)
Most points (Half)	53 (first) vs. Clemson (3/3/2022)	Best FG %	75% - Dawn Chriss (9-12) vs. Wake Forest (3/2/2006)
Fewest points scored	37 vs. Boston College (3/2/2016)	Most 3FG made	6 - Georgia Amoore vs. Duke (3/4/2023)
Fewest points (Qtr)	7 (2x) last Q2 vs. NC State (3/5/2021)	Most 3FG attempts	12 - Aisha Sheppard vs. Syracuse (3/2/2018)
Fewest points (Half)	8 (first) vs. Miami (3/7/2013)	Most FT made	9 (2x) last by Kayana Traylor vs. NC State (3/5/2022)
Fewest points combined	84 vs. Miami (3/7/2013)	Most FT attempts	9 (3x) last last by Kayana Traylor vs. NC State (3/5/2022)
Largest margin of victory	26 vs. Miami (3/3/2023)	Best FT %	100 (7x) last by Kayana Traylor (9-9) vs. NC State (3/5/2022)
Worst defeat	39 vs. FSU (3/6/2015)	Most rebounds	15 - Kerri Gardin vs. Duke (3/3/2006)
Most points in a loss	74 vs. Wake Forest (3/1/2012)	Most assists	8 - Vanessa Panousis vs. NC State (3/4/2021)
Most points allowed	90 vs. UNC (3/2/2017)	Most turnovers	8 - Monet Tellier vs. Georgia Tech (3/3/2021)
Fewest points allowed	37 vs. Duke (3/4/2023)	Most steals	6 - Kirby Copeland vs. Duke (3/3/2016)
Most FG made	32 vs. Wake Forest (3/2/2006)	Most blocks	6 - Regan Magarity vs. Clemson (3/1/2017)
Most FG attempts	67 vs. Wake Forest (3/4/2005)	Most minutes played	45 - Georgia Amoore vs. UNC (3/4/2022)
Best FG%	58.7% vs. Clemson (3/3/2022)		
Most 3FG made	10 vs. Louisville (3/2/2018)		
Most 3FG attempts	25 (2x) last vs. Miami (3/5/2021)		
Most 3's made combined	17 vs. Syracuse (3/2/2018)		
Most 3's att. combined	61 vs. Syracuse (3/2/2018)		
Most FT made	22 vs. UNC (3/3/2022)		
Most FT attempted	27 vs. UNC (3/3/2022)		
Best FT%	100% (10-10) vs. NC State (3/5/2021)		
Most total rebounds	51 vs. Wake Forest (3/4/2005)		
Most assists	18 vs. UNC (3/3/2022)		
Fewest turnovers	8 vs. Wake Forest (3/4/2005)		
Most turnovers	33 vs. Georgia Tech (3/3/2011)		
Most steals	11 vs. Duke (3/3/2006)		
Most blocks	9 vs. Clemson (3/1/2017)		

▶ VIRGINIA TECH'S PROGRAM TRENDS SURROUNDING THE ACC TOURNAMENT

TECH BY SEED			RECORD VS OPPONENT		RECORD BY VENUE	
SEED	APPS	RECORD	SCHOOL	RECORD	ARENA	RECORD
1	NONE	N/A	Boston College	1-3	Greensboro Coliseum	12-17
2	NONE	N/A	Clemson	1-3	HTC Center	0-1
3	1	3-0	Duke	1-1	RECORD BY STATE	
4	NONE	N/A	Florida State	0-1	STATE	RECORD
5	2	2-2	Georgia Tech	0-1	North Carolina	12-17
6	NONE	N/A	Louisville	1-1	South Carolina	0-1
7	4	3-4	Miami	2-1	RECORD BY COACH	
8	NONE	N/A	North Carolina	1-1	HEAD COACH	RECORD
9	1	1-1	NC State	1-2	Beth Dunkenberger (05-11)	2-7
10	4	1-4	Notre Dame	N/A	Dennis Wolff (12-16)	2-5
11	2	0-2	Pitt	1-0	Kenny Brooks (17-present)	8-6
12	4	0-4	Syracuse	1-0		
13	NONE	N/A	Virginia	0-1		
14	NONE	N/A	Wake Forest	2-3		
15	1	2-1				

HISTORICAL MARKS REACHED IN ACC TOURNAMENT PLAY

- The Hokies' 22-point margin against Clemson on March 3, 2022 tied the ACC Tournament's record for the largest margin in the second round.
- Kenny Brooks' 650th game as a head coach came on March 4, 2022 against fourth-seed and No. 16 UNC in the quarterfinal round of the 2022 ACC Tournament. The Hokies won a 87-80 OT thriller to advance to the semifinals of the competition for the first time in program history.
- Tech's 26-point win over Miami in the quarterfinals on March 3, 2023 was the largest margin of victory in the competition in program history.
- In their first ever championship game appearance, the Hokies defeated Louisville 75-67 to capture the program's first ACC Women's Basketball Championship title.

ALL ABOUT ELIZABETH

ONE OF THE MOST ACCOMPLISHED ACTIVE PLAYERS

- Kitley ranks fourth amongst active players in points scored, third in blocks and second in rebounds.
- She is the only active athlete to have scored 2,500+ points and also have 1,000 or more rebounds.
- She owns six 30-point double-double this season, which leads the nation.

KITLEY'S 2023-24 HONORS

- ACC Player of the Year
- Lisa Leslie Award Top 5
- Wade Trophy Watch List
- Naismith Women's Player of the Year Watchlist
- Wooden Award Preseason Top 50 Watch List
- Six-time ACC Player of the Week

151 STARTS AND COUNTING

- With her start against LSU, Kitley became the program's all-time leader in games started passing the mark of 128 set by Regan Magarity.

30-POINT PERFORMANCES

- Kitley has scored 30 or more in 13 games in her career, helping the Hokies to a 10-3 record in those contests.
- In ACC play, she has eight such games (6-2).
- This season alone she has eight of those performances.
- She has recorded nine of the 16 30-point, 10-rebound double-doubles in program history.
- Only six of those 12 games were contested at Cassell Coliseum.

STACKING DOUBLE FIGURE GAMES

- By scoring 16 points against Iowa, Kitley recorded her 99th career double figure scoring game, passing Tere Williams' (class of 2001) previous mark of 98.
- She's now up to 125 such games.

THE ACC'S ALL-TIME LEADER IN REBOUNDS

- Kitley became the conference's all-time leader in rebounds Dec. 21 with her 13th rebound of the game against William & Mary.
- She surpassed former Hokie Regan Magarity's previous record of 1,299.
- Magarity played in 133 career games, Kitley eclipsed her rebound total in her 133rd game.

SPECIALTY CAREER STATS

- Tech is 50-10 when Kitley scores 20+
- Tech is 10-3 when Kitley scores 30+
- Tech is 66-14 when Kitley records 10+ rebounds
- Tech is 63-13 when Kitley records a double-double
- Tech is 78-30 when Kitley shoots 10+ FGs
- Tech is 41-19 when Kitey shoots 5+ FTs
- She owns the program record for 30-point games with 13 in her career and has the only 40-point game in program history.

SCORING IN BUNCHES

- Kitley dropped 23 points in the first half against Miami, the

- most by a Hokie in a single half in an ACC contest ever.
- Against Clemson, she scored 22 in the second half (11-13 FG).
- She scored 19 in the first half against Georgia Tech, after going 8-8 in the first quarter.
- Kitley scored 20 points in the first half against Virginia on Feb. 1.
- In the second meeting with UVA March 3, she tallied 20 points (9-11 FG) and nine rebounds in 22 minutes.

RARE STAT LINE

- According to Her Hoop Stats, Kitley is one of three athletes this season to record a game of 20+ points, 18+ rebounds and 4+ blocks (Lauren Betts of UCLA and Cameron Brink of Stanford).
- Kitley had 31 points, 18 rebounds and five blocks in the win over Kansas in the Cayman Islands Classic. It was the first time an ACC athlete had a 30-point, 15-rebound and five-block performance in 25 years.
- Kitley also became the first Hokie to ever have consecutive 30 and 10 performances (UNC Greensboro and Kansas games).

THE CENTER OF ATTENTION

- Last season, center Elizabeth Kitley became the tenth woman in ACC history to be named Player of the Year twice.
- She joined Alana Beard (Duke) and Alyssa Thomas (Maryland) as the only athletes to win the award three times.
- On the men's basketball side, nine athletes have won the award twice and two, David Thompson (NC State) and Ralph Sampson (Virginia) have won it three times.

ACC DOUBLE-DOUBLE QUEEN

- With her 73rd career double-double at NC State, Kitley became the ACC's all-time leader in that category.
- She now owns 76.

THE GREENSBORO GIRLS, KITLEY AND KING

- Since 2019-20, VT is 60-28 in ACC play (.681) and have won an ACC title. VT's overall ACC record is 120-196 (.379).
- These two are responsible for 50% of the program's wins in ACC play. The Hokies have competed in the ACC since 2004-05.
- In their four completed seasons, VT won 11.5 ACC games, while the previous 15 seasons, the program averaged 4.0.
- King and Kitley are 36-9 in ACC games at Cassell and own a 24-19 record on the road.
- The two have connected on two iconic sideline out of bounds plays to beat the buzzer and the opposition in recent history. The first came at UNC in February of 2023 resulting in a buzzer beating jump shot from Kitley to break a tie in the game. The second occasion was Jan. 7 vs. NC State when King lobbed a pass into the paint that Kitley caught and made a shot with less than a second to play as the Hokies earned a one-point victory over previously unbeaten NC State.

ALL ABOUT AMOORE

AMOORE ON FIRE SINCE RETURN TO THE FLOOR

- No VT player had ever had more than 11 assists in an ACC game before this season. Amooore has eclipsed that mark three times this season.
- According to Her Hoop Stats, she became the first player since at least 2009-10 to record 20 points and 14 assists in an ACC conference game (vs. Virginia).

AMOORE'S 2023-24 HONORS

- First Team All-ACC
- Nancy Lieberman Award Top 5
- Naismith College Player of the Year Midseason Team
- Wade Trophy Watch List
- Naismith Women's Player of the Year Watchlist
- Wooden Award Preseason Top 50 Watch List
- ACC Player of the Week Jan. 29
- AP Player of the Week Jan. 30

VIRGINIA TECH'S ASSIST LEADER

- Amooore ranks first at VT with 642 assists.
- Lisa Witherspoon (635) had owned the record since 1999.

ASSISTING AT HISTORIC CLIP

- Against Houston Christian, Georgia Amooore dished out 16 assists, a program record for a single game. Against UNC Greensboro she provided eight, and her two-game total of 24 is the most in a two-game span in program history. There have only been six instances of an athlete recording 20 or more in a two-game span in VT WBB history. In those two games, she committed just one turnover for an absurd 24.0 assist to turnover ratio.
- Amooore (11x) and Amy Wetzel (2x) are the only two players in program history to have multiple 10+ assist games where they've also scored 10+ points.

LENDING A HELPING HAND

- While Raven Johnson of South Carolina has had an NCAA season-high 17 assists in a game, no player besides Amooore has had three games with 14 or more assists.
- Amooore is second nationally at 7.3 assists per game.
- The Aussie is sixth among active athletes in career assists.

SETTING HERSELF APART

- According to ENFP Hoops, Amooore became the first Hokie since at least 2009-10 to have three seasons with three or more games with eight or more assists.

STEPPING UP IN BIG MOMENTS

- VT PG Georgia Amooore has never been afraid of the big stage. Last March she was the ACC Tournament's MVP and also took home Most Outstanding Player honors of the Seattle 3 Region.
- This season in four games against AP top 10 foes, she is averaging 22.3 points per game, shooting 40% from the field in 39.7 minutes.

CHARTING HER OWN PATH

- Per Her Hoop Stats, Amooore became the third Hokie to ever record eight games of 25+ points and three or more 3's since 2009-10. Taylor Emery (11) is the only athlete with more.

STACKING DOUBLE-DOUBLES

- Amooore collected three straight double-doubles for the first time in her career after accomplishing the feat vs. Virginia, at UNC and at NC State in February.
- She became the third ACC WBB player since 2009-10 to record four games of 20 points and 10+ assists in a season (Tiana Mangakahia and Alexis Peterson).
- She became the first player to record this stat line five times with her 23-point, 10-assist effort at Louisville.

RARE AIR

- Amooore and Caitlin Clark are the only two players in D1 to average 18 points, 7.0 assists and 2.0 made 3's per game.

HISTORY MADE IN FINAL REGULAR SEASON CONTEST

- Amooore scored 39 points at UVA March 3, the second-highest scoring total for any VT WBB athlete and the most in an ACC contest.
- Her eight 3's tied former teammate Aisha Sheppard for the most in an ACC game.
- No other ACC WBB athlete scored 39 or more this season in a conference game.

MORE NOTES, TRENDS

WHEN AMOORE SCORES 20+

- Georgia Amooore has scored 20+ 35 times in her career.
- VT 28-7 in those games and 10-4 in 2023-24
- Her longest streak of 20+ scoring games is six games in a row in March of 2023.

TWENTY & TWENTY

- Amooore and Kitley have both scored 20+ in the same game 15 times. VT is 13-2 (6-1 in 2023-24)
- They have both scored 20+ in consecutive games twice (Dec. 19 & 30, 2021 and Jan. 4 & 7, 2024)

ONE OF THE BEST HEAD WHISTLES IN THE COUNTRY

- For the second consecutive season, Coach Brooks has earned a spot on the Werner Ladder Naismith Women's Coach of the Year Late Season Watch List.

HOKIES BRING LARGE CROWDS WITH THEM

- The Hokies attracted large crowds everywhere they went this season.
- On average, in Tech's 11 road games this season the attendance was 133% better than the season average when the Hokies were in town.
- The highest single game increase was at Virginia (248%), while the Syracuse game was also north of 200%.

VIRGINIA TECH ATHLETES IN THE ACC ANNALS

CAREER POINTS

Rank	Name (School)	Points
1	Barbara Kennedy (Clemson '82)	3,113
2	Elizabeth Kitley (Virginia Tech)	2,709
3	Alana Beard (Duke '04)	2,687
4	Arike Ogunbowale (ND '19)	2,626
5	Monica Wright (Virginia '10)	2,540
6	Asia Durr (Louisville '19)	2,485
7	Genia Beasley (NC State '85)	2,367
8	Alyssa Thomas (Maryland '14)	2,356
9	Jessica Shepard (ND '19)	2,340
10	Linda Page (NC State '85)	2,307

FIELD GOALS MADE

Rank	Name (School)	FGs
1	Barbara Kennedy (Clemson '82)	1,349
2	Elizabeth Kitley (Virginia Tech)	1,109
2	Genia Beasley (NC State '85)	1,017
4	Alana Beard (Duke '04)	1,005
5	Monica Wright (Virginia '10)	962
6	Arike Ogunbowale (ND '19)	954
7	Linda Page (NC State '85)	942
8	Andrea Stinson (NC State '91)	917
9	Alyssa Thomas (Maryland '14)	890
10	Crystal Langhorne (MD '08)	889

BLOCKS

Rank	School	Blks
1	Alison Bales (Duke '07)	434
2	Elizabeth Williams (Duke '15)	426
3	Brianna Turner (ND '19)	372
4	LaToya Pringle (UNC '08)	336
5	Elizabeth Kitley (Virginia Tech)	330
5	DeMya Walker (Virginia '99)	330
7	Dawn Royster (UNC '87)	329
8	Jacinta Monroe (FSU '10)	301
9	Peggy Caple (Clemson '85)	298
10	Jessica Breland (UNC '11)	295

THREE POINT FGS

Rank	Name (School)	3FG
1	Aisha Sheppard (VT '22)	402
2	Asia Durr (Louisville '19)	374
3	Ivory Latta (UNC '07)	345
4	Georgia Amooore (Virginia Tech)	322
4	Kelly Hughes (Boston College '17)	322
6	Brianna Butler (Syracuse '16)	320
7	Jennifer Howard (NC State '97)	315
8	Rebecca Greenwell (Duke '18)	301
8	Dara Mabrey (ND '23)	301
10	Kristi Tolliver (Maryland '09)	300
	Cayla King (Virginia Tech)	285

ASSISTS

Rank	Name (School)	Asts
1	Lindsay Allen (ND '17)	841
2	Sharnee Zoll (Virginia '08)	785
3	Kristi Tolliver (Maryland '09)	751
4	Dawn Staley (Virginia '92)	729
5	Nikki Teasley (UNC '02)	728
5	Tiana Mangakahia (Syracuse '21)	728
6	Georgia Amooore (Virginia Tech)	644
7	Bobbie Mims (Clemson '80)	617
9	Angie Armstrong (NC State '83)	608
10	Courtney Ward (FSU '11)	602

REBOUNDS

Rank	School	Rebs
1	Elizabeth Kitley (Virginia Tech)	1,506
2	Regan Magarity (VT '19)	1,299
3	Lorela Cubaj (Georgia Tech '22)	1,265
4	Barbara Kennedy (Clemson '82)	1,252
5	Bernie McGlade (UNC '80)	1,251
6	Jessica Shepard (ND '19)	1,248
7	Genia Beasley (NC State '80)	1,245
8	Alyssa Thomas (Maryland '14)	1,235
9	Crystal Langhorne (MD '08)	1,229
9	Chris Moreland (Duke '88)	1,229

BEATING THE BEST, BEATING THEM AT THEIR PLACE TOO

- After Tech's win in the Derby City, the Hokies owned a 4-0 record against the other three top four teams in the ACC
- Louisville, NC State and Syracuse were all 13-1 at home this season, with their lone loss coming to the Hokies, by double digits. Cuse has since lost at home once more.

KITLEY FINDING MORE RECORDS TO BREAK

- In the game against UVA March 3, Kitley became the first ACC women's basketball player to record 2,500 points and 1,500 rebounds in a career.
- Her 20-point double-double at Louisville Feb. 18 was the 40th such game in her career, which is the most in the ACC over the last 25 seasons.

FILLING IT UP

- This season Kitley has recorded five of Tech's top 10 scoring performances in an ACC game in program history. The Hokies joined the conference in 2004.

HOKIE NATION SHOWING UP AND SHOWING OUT

- Cassell Coliseum saw the first ever regular season sellout on Jan. 7 against NC State. The capacity crowd of 8,925 helped energize the Hokies down the stretch to collect the victory, Tech's third straight against the Wolfpack.
- Five games at Cassell have been sold out.
- In the 15 regular season home games in 2023-24, the average crowd was 6,338.

MORE INSIGHT ON THE HOME WINNING STREAK

- During VT's 25-game home winning streak, the average margin of victory has been 20.6.
- In the 16 ACC games, the margin has been 13.7 including one win by one point, one win by two points and one win by three points.
- With a win over UNC on Senior Day, Tech recorded the third undefeated season at home in program history, joining the 1998-99 and 1993-94 teams as the few to have accomplished the feat.

CASELL HAS BEEN BUZZIN'

- This season has seven of the top 10 highest attended games in the Kenny Brooks era including five of the top 10 highest attended games ever.
- This season has the highest average attendance to date (5,939.5).
- With a total attendance of 95,064, the 2023-24 season has surpassed the previous record high in 1998-99 by 16,752.
- 33,219 more fans saw the Hokies play in Cassell this season than last season.

WHERE DO TECH CROWDS RANK NATIONALLY?

- Tech ranks 16th nationally in average attendance this season, only trailing Louisville in the ACC.
- When considering arena capacity, Tech has filled an average of 71% of the available seats, a mark that is eighth in the nation.

KENNY'S CREW

- Since his arrival at VT, the Hokies have continually improved and upped the ante. Below is a look at the program's winning percentage in ACC play.
- The VT program is 120-196 (.379)
- Coach Brooks is 76-60 (.558)
- Kitley and King are 60-28 (.681), These two own half of the ACC wins in program history.
- Amooore is 49-21 (.700)

PROFICIENT AT THE LONG BALL

- VT owns a 278-game streak of making a 3-point FG. The streak began on December 30, 2015 vs. Furman. It is the longest in program history since 3FG began in 1987.
- Tech's second-best streak was 87 straight contests (January 14, 1989 - January 25, 1992).

MULTIPLE WEAPONS IN THE ARSENAL

- Nine different athletes have scored 10 or more points in a game this season for the Hokies.

KING RECORDS 1,000th CAREER POINT

- Graduate student became the 31st player in program history to reach 1,000 points with the Hokies.
- She hit a triple from the wing in the second quarter at Louisville to reach the mark.

CAYLA KING SHOOTS FROM DISTANCE

- For her career, 286 of her 313 made field goals have come from beyond the arc (91%) where she shoots better than 36%.
- VT is 29-3 when King scores 10+ points. The first loss came by two points to No. 2 NC State (Jan. 24, 2021), the second was a five-point game at Clemson (Dec. 29, 2022) and the third was in the Final Four against LSU (March 31, 2023).

GEORGIA & CAYLA'S TRIPLES STARTING TO STACK UP

- According to Her Hoop Stats, guards Georgia Amooore and Cayla King are the third and fourth Hokies since 2009-10 to record seven or more career games with five or more 3's.
- The other Hokies to have accomplished the feat are Aisha Sheppard (22 times in 159 games), Vanessa Panouisis (nine times in 127 games). Cayla King has accomplished it nine times in 150 games while Amooore has played in just 122 career games so far and accomplished it 17 times.

TECH'S IMPRESSIVE SECOND QUARTER VS. HCU

- The Hokies scored the first 26 points of the second quarter on Nov. 16 vs. HCU.
- The run totaled 29 points, including the end of the first quarter.

A WIN FOR WOMEN'S COLLEGE BASKETBALL

- On Nov. 9, the Hokies took on No. 3 Iowa in the Ally Tipoff in front of over 15,000, the largest crowd to witness a VT WBB regular season contest.
- 548,000 people watched the game, the most-watched women's basketball game on ESPN2 since 2017.

FRESHMEN FAMILIARITY

- Three of the Hokies' freshmen: Carys Baker, Mackenzie Nelson and Clara Strack competed on the AAU circuit together with Exodus NYC EYBL.

SCORING TRENDS FOR THE HOKIES IN 2023-24

- VT is 23-6 with one or more student-athletes scoring in double figures.
- VT is 22-5 with two or more student-athletes scoring in double figures.
- VT is 18-4 with three or more student-athletes scoring in double figures.
- VT is 9-1 with four or more student-athletes scoring in double figures.
- VT is 3-0 with five or more student-athletes scoring in double figures.
- VT is 3-0 with six or more student-athletes scoring in double figures.

ROSTER NOTES

- With five true freshmen on the roster, the Hokies have one of the youngest groups in the ACC.
- UNC and NC State are the other two schools in the ACC to feature five true freshmen.
- Boston College, Duke and Georgia Tech have four, FSU, Notre Dame, Pitt, Syracuse, Virginia and Wake Forest each have three, while Clemson has two and Louisville and Miami each have two.

BUILDING FOR THE FUTURE

- Lexi Blue, a four star rated prospect ranked 31st by ESPN HoopGurlz committed to the Hokies on July 20. She is a 6-foot wing player from Orlando, Florida. She becomes the highest-ranked VT commit in the Kenny Brooks era (Elizabeth Kitley was 33rd).
- Blue was named to the 2023-24 Jersey Mike's Naismith Trophy Girl's High School Player of the Year preseason 50 watch list on Nov. 16.
- The Hokies' class was ranked sixth by ESPN HoopGurlz. The three signees are Blue, Myah Hazelton (Baltimore, Md.) and Clara Silva (Faro, Portugal).
- Tech also picked up a commitment from JUCO forward Amelia Hassett who announced her intentions on social media on Feb. 10.

WHEN THE HOKIES HIT THE CENTURY MARK

- VT scored 105 points to open the season, the 14th game in program history that the team scored 100 or more.
- Six of those occasions came in the team's first game of the season.
- Tech has topped 100 points in the following seasons: 1980, 1982, 1983 (twice), 1984, 1986, 1993, 1996, 2004, 2007, 2019, 2021, 2022 and 2023.
- Tech has now scored 100+ four times in the Kenny Brooks era, including on two opening nights: 2019 and 2022.

KITLEY'S DOMINANT MONTH OF FEBRUARY

- Kitley won four consecutive ACC Player of the Week awards.
- In the eight games in February Tech went 7-1, while she averaged 25.4 points, 12.6 rebounds and shooting better than 57.2% from the field.
- She had six double-doubles and three 30-point games in that span.

IN OUTSTANDING COMPANY

- Over the last two seasons, the Hokies have not lost during the month of February.
- The only other high major team to accomplish the feat is South Carolina.

STOUT DEFENSE

- Tech has held five different opponents to less than 50 points this season.
- The defense has allowed just 61.5 points per game.
- Ten times this season the Hokies have held their opposition to their lowest scoring total up until that point in the season.

CONTRIBUTIONS OFF THE BENCH

- On nine occasions this season an athlete come off the bench to score in double figures: Careligh Wenzel vs. Iowa (11), Clara Strack vs. Houston Christian (19), Olivia Summiel (16) vs. Tulane, Carys Baker (18) and Strack (11) vs. LIU, Summiel (18) at Rutgers, Baker (13) vs. William & Mary, Summiel (10) and Wenzel (11) vs. Pitt.
- Summiel's double-double against the Scarlet Knights was her first as a Hokie. She went 4-4 from beyond the arc on the way to scoring 18 a career-best. She also had a double-double vs. Pitt leading all athletes with 11 rebounds.

HOKIES RECORD FIRST CUMULATIVE APR SCORE OF 1,000

- In May of 2023, the women's basketball program recorded a perfect APR score of 1,000 for the 2021-22 academic years. APR represents Academic Progress Rate
- The APR provides a real-time look at a team's academic success by tracking the academic progress of each student-athlete during the school year. The APR accounts for eligibility, retention and graduation in the calculation and provides a measure of each team's academic performance.
- It is the first time that the women's basketball program has recorded multiple years with a perfect score of 1,000.
- The Hokies were also a WBCA Academic Honor Roll special mention last year (3.466 team GPA).
- In the fall of 2023, the Hokies posted a 3.42 GPA.

FAMILIAR FACE JOINS THE CONFERENCE

- ACC Senior Associate Commissioner for Women's Basketball Jackie Carson is in her first year with the conference after serving as Furman's head coach for 13 seasons where she went 205-197 with the Paladins. Carson was an assistant and then associate head coach on Kenny Brooks' staff at James Madison from 2006-10.

THE ACC IN THE WOMEN'S FINAL FOUR

- VT became the first ACC team to make the Final Four other than Notre Dame and Louisville since 2016 (Syracuse) with their first appearance in 2023.
- VT made its first appearance in the Final Four in 2023. The last team to make its first appearance in the Final Four was Arizona in 2021 (national runner up).

MISCELLANEOUS RECORDS FOR COACH BROOKS

- Coach Brooks has coached two of the top 3-point shooters in NCAA WBB history: Aisha Sheppard's 402 3FG are ninth-most all-time and Dawn Evans (JMU) is T16 with 387.
- VT's 26 points in OT vs. NC State is an NCAA record for an OT period (Jan. 28, 2021) as is Aisha Sheppard's 18 points scored in that OT period.
- In 2019, the Hokies led the nation in free throw percentage 80%.

KENNY GETS TO 20 WINS

- Tech hit 20 wins with the victory over Boston College on Feb. 11. It tied last season as the fewest number of games to reach the mark at VT.
- The last time that Brooks did not secure 20 wins, outside of the COVID season was 2004-05, his third season at JMU.
- In each season of his tenure at VT that was not shortened due to COVID-19, Head Coach Kenny Brooks has guided the Hokies to 20 or more victories.
- In 2022-23, he did so in 24 games, the fastest that his team's have reached the mark at VT. The previous best was 26 games (in 2019-20 & 2021-22).
- He was added to the 2023 Werner Ladder Naismith Coach of the Year Late Season Watch List.

HISTORY AT CASSELL THIS SEASON

- The 69-point margin against Houston Christian marks a program record. Tech scored 105 points in that game which also tied a Cassell Coliseum record.
- The Hokies hit 17 3-pointers vs. LIU, a Cassell record.
- The 30 assists vs. LIU was also a Cassell record.

NOTES FROM THE HOKIES' HOME CONTEST WITH DUKE

- Virginia Tech had just four players score in the Feb. 15 win over Duke: Elizabeth Kitley (34), Georgia Amooore (13), Matilda Ekh (11) and Carys Baker (3). It's the sixth time in program history just four players have scored for the Hokies in a game, and the first time that the Hokies have won.

NOTES FROM THE HOKIES' WIN AT LOUISVILLE

- Tech shot 65.4% from the floor, the second-best percentage in program history, and the best in an ACC contest.
- They became the first visiting team to win at the Yum! Center this season.
- That was the one building in the conference that Coach Brooks had not secured a victory at. He, Kitley and King have now won at all 15 ACC venues.

THE HOKIES IN THE NATIONAL POLLS

AP POLL

Rank	School	Record	Points
1	South Carolina (35)	29-0	875
2	Stanford	26-4	822
3	Iowa	26-4	786
4	Ohio State	25-4	761
5	USC	23-5	699
6	Texas	27-4	687
7	UCLA	24-5	673
8	LSU	26-4	638
9	UConn	26-5	566
10	NC State	25-5	526
11	Virginia Tech	23-6	513
12	Indiana	24-4	499
13	Oregon State	23-6	472
14	Notre Dame	23-6	470
15	Gonzaga	29-2	399
16	Kansas State	24-6	288
17	Baylor	23-6	273
18	Colorado	21-8	259
19	Oklahoma	21-8	239
20	Syracuse	23-6	210
21	Creighton	24-4	199
22	Utah	21-9	172
23	UNLV	26-2	113
24	Louisville	23-8	108
25	Fairfield	26-1	60

USA TODAY COACHES

Rank	School	Record	Points
1	South Carolina (32)	27-0	800
2	Ohio State	24-3	767
3	Texas	23-3	724
4	Stanford	24-4	651
5	Stanford	24-4	651
6	Iowa	24-4	636
7	LSU	24-4	592
8	UCLA	22-5	550
9	USC	21-5	549
10	UConn	24-5	508
11	Virginia Tech	23-6	513
12	Indiana	22-4	431
13	Gonzaga	28-2	408
14	Kansas State	23-5	392
15	Colorado	20-7	385
16	Oregon State	22-5	346
17	Notre Dame	21-6	288
18	Utah	20-8	223
19	Syracuse	23-5	212
20	Creighton	22-4	200
21	Baylor	21-6	174
22	Oklahoma	20-7	132
23	Louisville	22-7	114
24	UNLV	24-2	73
25	West Virginia	22-5	56

TRACKING TECH

Date	AP	Coaches
Preseason	8	5
Nov. 13	9	9
Nov. 20	9	9
Nov. 27	9	9
Dec. 4	15	13
Dec. 11	16	14
Dec. 18	15	14
Dec. 25	14	14
Jan. 1	13	11
Jan. 8	11	11
Jan. 15	14	14
Jan. 22	19	19
Jan. 29	17	18
Feb. 5	16	18
Feb. 12	12	13
Feb. 19	8	8
Feb. 26	5	4
March 4	11	11
March 11	-	-

HOKIES AGAINST RANKED TEAMS IN 2023-24

- Tech is 5-4 so far against ranked opposition, including defeating four ranked teams on the road.

TECH'S HISTORY IN THE AP POLL

- This week's ranking of fifth, is the highest earned during a regular season in program history.
- Dating back to last season, the Hokies have been ranked in 41 consecutive polls. That stretch is a program record for consecutive polls ranked, eclipsing the 19-week streak from Dec. 7, 1998 - Dec. 6, 1999.
- The Hokies' No. 4 ranking earned on March 6, 2023 is the highest in program history. Prior to last season, the highest that the Hokies had been ranked was ninth on Feb. 22, 1999.
- The No. 8 ranking to start the season represents the highest preseason ranking in program history surpassing the 22-23 team's 13 ranking.

CAREER GAMES STARTED

	Streak	23-24	Career	ACC
Georgia Amoores	11	28	120	68
Carys Baker	0	0	0	0
Gabby Brooks	0	0	0	0
Matilda Ekh ¹	32	29	86	18
Cayla King	65	29	117	69
Elizabeth Kitley	50	29	151	87
Rose Micheaux ²	0	15	59	6
Mackenzie Nelson	0	0	0	0
Clara Strack	0	0	82	0
Samyha Suffren	0	0	0	0
Olivia Summiel ³	12	13	73	50
Carleigh Wenzel	0	1	1	1

¹ includes games played for Michigan State

² includes games played for Minnesota

³ includes games played for Wake Forest

NON-CONFERENCE BREAKDOWN

Team	NET	Result
High Point	265	W, 94-55
vs. Iowa	5	L, 76-80
Houston Christian	349	W, 105-36
UNC Greensboro	217	W, 72-51
vs. Kansas*	40	W, 59-58
vs. Tulane*	163	W, 76-70
at LSU	10	L, 64-82
LIU	354	W, 98-50
Radford	297	W, 85-40
at Rutgers	155	W, 84-59
William & Mary	169	W, 76-43



HOSTING COLLEGE GAMEDAY

- With College GameDay coming to campus for women's basketball, it will mark the first time that this version of the show has gone to an ACC venue.
- Virginia Tech joins UConn, LSU and Tennessee as the only schools in the country to host the show for both men's and women's basketball.
- Only LSU and Tennessee have had the opportunity to host MBB, WBB and football in addition to VT.

ON THE NATIONAL STAGE

- After making a Final Four run, the Virginia Tech women's basketball team is set to be featured on national television seven times throughout the 2023-24 season.
- Tech is set to appear on ESPN four times, ESPN2 twice and FS1 once.
- None of those appearances are at home at Cassell Coliseum.

MORE ON TECH IN THE NON-CONFERENCE UNDER KENNY BROOKS

- Since his arrival in 2016, Coach Brooks has owned the non-conference portion of the schedule, accumulating a 102-20 record (.836).
- He has reached the ACC season unbeaten in the non-conference five times at VT.
- VT is 20-9 against schools from the other Power Five conferences during his tenure, including an impressive 10-3 mark vs. the Big Ten, 8-4 vs. the SEC and a 2-2 record vs. the Big 12. He is yet to face a squad from the Pac 12.
- In 2022-23, the Hokies went 6-1 against P5 squads outside of the ACC, with four wins vs. the SEC including beating Tennessee twice. The lone loss was to eventual national champion LSU in the Final Four.
- In 2023-24, the Hokies are set to face Iowa (Big Ten), Kansas (Big 12), LSU (SEC) and Rutgers (Big Ten). None of those matchups are at home at Cassell Coliseum.

PRESEASON ACCOLADES STACKING UP FOR THE HOKIES

- For the first time in program history, the Hokies were selected to finish first in the ACC in the preseason. Last season Tech was selected second and went on to win the league and play in Dallas at the Final Four.
- The Hokies once again have the preseason ACC Player of the Year in center Elizabeth Kitley. She is the reigning two-time ACC Player of the Year and has the opportunity to become the third woman in program history to win the honor three times in a career.
- Tech is one of two schools that has two members of the preseason All-ACC team, with the other being Florida State. The Hokies' Kitley and Georgia Amoore were both amongst the three highest vote-getters.



2023-24 REGULAR SEASON STANDINGS

TEAM	ACC	PCT	OVERALL
1. Virginia Tech	14-4	.778	23-6
2. NC State	13-5	.722	25-5
2. Syracuse	13-5	.722	23-6
2. Notre Dame	13-5	.722	23-6
5. Louisville	12-6	.667	23-8
6. Florida State	12-6	.667	21-9
6. Duke	11-7	.611	19-10
8. North Carolina	11-7	.611	19-11
9. Miami	8-10	.444	18-11
10. Georgia Tech	7-11	.389	16-14
11. Virginia	7-11	.389	15-14
11. Clemson	5-13	.278	12-18
13. Boston College	5-13	.278	13-18
14. Pitt	2-16	.111	8-23
15. Wake Forest	2-16	.111	6-24

23-24 PREDICTED ORDER OF FINISH

TEAM (FIRST-PLACE VOTES)	POINTS
1. Virginia Tech (46)	1116
2. Notre Dame	1052
3. North Carolina	973
4. Louisville	867
5. Florida State	855
6. Miami	702
7. Duke	686
8. NC State	652
9. Syracuse	504
10. Virginia	438
11. Clemson	395
12. Georgia Tech	342
13. Boston College	226
14. Wake Forest	192
15. Pitt	120

PRESEASON ALL-ACC TEAM

Ten-member Team

Elizabeth Kitley, Virginia Tech (46)
Ta'Niya Latson, Florida State (4)
Georgia Amoore, Virginia Tech (2)
Olivia Miles, Notre Dame (3)
Deja Kelly, North Carolina (1)
Sonia Citron, Notre Dame (1)
Dyaisha Fair, Syracuse (1)
Alyssa Ustby, North Carolina
Makayla Timpson, Florida State
Olivia Cochran, Louisville (1)

PRESEASON ACC PLAYER OF THE YEAR

Elizabeth Kitley, Virginia Tech

NEWCOMER WATCH LIST

Hannah Hidalgo, Notre Dame
Kiki Jefferson, Louisville
Jayda Curry, Louisville
Lexi Donarski, North Carolina
Jadyn Donovan, Duke



MILESTONES ACHIEVED IN THE 2023-24 SEASON

KITLEY SETS MARK FOR DOUBLE FIGURE SCORING GAMES

- With her 16 points vs. Iowa in the Ally Tipoff, Elizabeth Kitley became the program record holder for games scoring 10 or more points. She eclipsed Tere Williams' mark of 98.

BIG NIGHT AGAINST HOUSTON CHRISTIAN

- Tech scored 105 points in the win, tying the program record for most in a contest at Cassell Coliseum.
- The 69-point margin of victory, was the largest in program history.
- PG Georgia Amoore dished out 16 assists against the Huskies, which was also a program record.

KITLEY MAKES HISTORY IN THE CAYMAN ISLANDS

- Against Kansas in the Cayman Islands Classic, Kitley led the Hokies to a narrow victory with 31 points, 18 rebounds and five blocks. She became the first Hokie to ever record consecutive 30 & 10 games after also doing so against UNC Greensboro.
- It was the first time in 25 years that an ACC athlete had a statline of 30, 15 and five blocks.

KITLEY SETS MARK FOR CAREER STARTS

- With her start against LSU, Kitley became the program record holder for career starts eclipsing Regan Magarity's mark of 128.

KITLEY SETS MARK FOR CAREER STARTS

- After dishing out 14 assists against LIU, PG Georgia Amoore went over the 500 career assist mark, the second Hokie to do so along with career record holder Lisa Witherspoon.

BROOKS REACHES 500 CAREER WINS

- VT went to New Jersey and handedly beat Rutgers 84-59, securing Coach Brooks his 500th career victory as a head coach.
- He owns 337 wins from 14 seasons at James Madison and 163 and counting at Virginia Tech.

REBOUND QUEEN

- During the win over William & Mary, Kitley pulled down 13 rebounds, pushing her career tally to over 1,300 breaking Magarity's mark of 1,299 set in 2019.
- Not only is Kitley's total a VT record, it is also the ACC mark for most rebounds in a career.

DOMINANT DISPLAY IN ACC OPENER

- Tech opened ACC play with a lopsided 91-41 victory over visiting Pitt. The game saw several VT records set.
- The Hokies won by 50, a program record for an ACC game.
- Tech scored 91 points, a record for an ACC game at Cassell.
- VT scored 57 points in the second half, the most in a half in an ACC game in program history.
- It was the first time that six Hokies scored in double figures in an ACC game.

HOME COURT ADVANTAGE

- During the 2023 calendar year, Tech went 17-0 at home on Carilion Clinic Court at Cassell Coliseum, just the second time ever that the program went undefeated at home in a calendar year.
- Nine of those wins came against ACC competition, the longest such winning streak in program history.
- On Jan. 7, 2024 the Hokies had the first regular season sellout in program history as the capacity crowd of 8,925 cheered the Hokies on to a 63-62 victory over No. 3 NC State.

ANOTHER TOP 5 WIN AT CASSELL

- The win over the Wolfpack was the program's second ever AP top 5 win at home.
- The first came on Jan. 28 against the second-ranked NC State Wolfpack in an overtime contest that the Hokies won 83-71.

AHEAD OF THE PACK OF LATE

- VT is 6-26 all-time against NC State in a series dating back to 1980.
- Five of those victories have come under Coach Brooks in the last four seasons.
- Tech has won each of the last four games against the Wolfpack.

THE PERFECT START

- For the first time in program history, the Hokies began the ACC slate 4-0 after defeating Pitt, Wake Forest, NC State and Miami.

CASSELL FIELD GOAL RECORD FALLS

- Against Clemson on Jan. 21 Kitley scored 15 field goals, setting the program record for the most in a single game at Cassell. She broke her own record of 14 that she had set in 2020.
- She then scored 15 against UVA on Feb. 1.

NOTES FROM THE SWEEP OF NC STATE

- The Hokies defeated the Wolfpack for the fourth consecutive time with a 72-61 victory. As a program all-time, Tech has three wins over an AP top 3 team, all against NC State in the past four seasons.
- Tech snapped a 15-game home winning streak by NC State. The Hokies were also the last visiting team to win at Reynolds Coliseum.
- Elizabeth Kitley led all scorers with 25 points and also had 13 rebounds to record her 73rd career double-double, an ACC record for most in a career.
- Georgia Amoore recorded her third consecutive double-double with a 12-point, 10-assist effort. She also had eight rebounds in the game.

THROUGH 16 GAMES IN CONFERENCE PLAY

- The Hokies' 14-2 start to ACC play is the best through 16 games in the program's history in the conference.

A LOOK BACK AT THE 2022-23 SEASON

PROGRAM RECORDS SET IN 2022-23 BY THE TEAM

- Highest seed earned in NCAA Tournament
- First ACC Championship won (first appearance in title game).
- Most ACC games won in a single season (14)
- Longest ACC winning streak (the final eight of the season)
- Highest AP rank achieved (4)
- Longest streak of consecutive appearances in AP Poll (24).
- Most student attendance at a game in Coach Brooks era (1,052 vs. Nebraska regular season) and 1,650 at NCAA games.
- The 24 points that USC Upstate was held to is a program record.
- The six turnovers against Miami in the ACC Tournament tied the program record for the fewest in a single game.

PROGRAM RECORDS SET IN 2022-23 BY INDIVIDUALS

- PG Georgia Amoore recorded the program's first triple-double against Nebraska on Dec. 1, 2022. She scored 24 points, had 10 rebounds and 11 assists. At the time, all of those figures were career highs.
- Amoore also set the program's record for assists in ACC play for a career.
- Center Elizabeth Kitley became the program's all-time leading scorer and became the first Hokie to score 2,000 in her career.
- Kitley now owns the program record for field goals made.
- Kitley pulled down her 1,000th rebound, becoming the second woman in program history to accomplish the feat.

INDIVIDUAL HONORS EARNED IN 2022-23

- Amoore was named MVP of the ACC Tournament and the Most Outstanding Player of the Seattle 3 Regional.
- Kitley earned ACC Player of the Year for the second straight year. She became the first Hokie to earn three First Team All-ACC honors as well as the first Hokie to earn two All-Defensive Team nods.
- Kitley earned Second Team All-America honors, her second AP recognition of her career after being on the Third Team in 2021-22.
- Kitley was also named the Kay Yow Scholar Athlete of the Year for the second straight year.
- Amoore earned First Team All-ACC distinction as well.
- Amoore was named AP All-American Honorable Mention.
- Forward Taylor Soule was named to the ACC's Second Team. It was her fourth All-ACC honor of her career.
- Kitley was on numerous award watch lists including: the Naismith Award, Wooden Award, Wade Trophy, Lisa Leslie Award. She was named an AP Second Team All-American, CSC Academic All-American and a USBWA Second Team All-American.

OTHER MILESTONES ACHIEVED AT THE ACC TOURNAMENT

- VT held Duke to 37 points in the ACC semifinals. That mark tied a tournament record for fewest points scored.
- Against Miami in the quarterfinals, VT won by 26, a new largest margin of victory in that competition for the program.
- Tech defeated Louisville at home in the regular season, checking the final team that Kenny Brooks had not defeated in ACC play off. The Hokies beat the Cardinals again in the ACC Championship 75-67.

ACC TOURNAMENT HISTORY IN 2023

- VT became the first three seed to win ACC title since 2012 (Maryland).

ACC POSTSEASON AWARDS HAUL FOR THE HOKIES

- Kitley's selection as Player of the Year signals a third consecutive First Team All-ACC nod for the center, as she became the first Hokie to earn the honor three times. She was also included on the All-Defensive Team for the second consecutive season.
- PG Georgia Amoore was named to the ACC's First Team as well, the first postseason All-ACC Team made of her career. She was an Honorable Mention pick in 2022.
- Forward Taylor Soule was honored on the league's Second Team. It was her fourth All-ACC selection of her career.
- Forward D'asia Gregg was the third-highest vote getter in the category of Sixth Player of the Year.
- Head Coach Kenny Brooks was the third-highest vote getter for Coach of the Year.

TECH CONSISTENTLY PRODUCING ALL-AMERICANS

- For each of the last three seasons, Virginia Tech has had one or more athletes recognized by the AP.
- In 2021 Aisha Sheppard was an Honorable Mention selection.
- In 2022 Elizabeth Kitley was a Third Team selection.
- In 2023 Elizabeth Kitley was a Second Team selection and Georgia Amoore earned Honorable Mention.

RECAPPING THE ACC SEASON

- Tech earned nine wins in league play by 10 or more points including seven of the eight to close the season.
- The six road wins in ACC play are a program record, one more than the five won in 2021-22.
- VT started the league season 3-3 after a loss at Miami on Jan. 8. Afterwards, the Hokies won 11 of 12 with the lone loss coming to regular season champion Notre Dame.

SUCCESS AGAINST RANKED FOES IN 2022-23

- VT won seven straight games against teams that were ranked from February 6 to March 27.
 - at No. 22 NC State (73-61)
 - No. 19 FSU (84-70)
 - No. 9 Duke (61-45) THESE WERE THREE CONSECUTIVE GAMES
 - at No. 22 UNC (61-59)
 - No. 13 Duke (58-37)
 - No. 24 Tennessee (73-64)
 - No. 12 Ohio State (84-74)

GABBY BROOKS

FRESHMAN 5-FOOT-10 GUARD

Harrisonburg, Va. (Blacksburg High) • Major is human nutrition, food and exercise

#2



SEASON HIGHS

Points:	-
Rebounds	-
Assists	-
Steals	-
Blocks	-
FG Made	-
3-Pointers	-
Free Throws	-
Minutes	-

CAREER HIGHS

Points:	-
Rebounds	-
Assists	-
Steals	-
Blocks	-
FG Made	-
3-Pointers	-
Free Throws	-
Minutes	-

ACC HIGHS

Points:	-
Rebounds	-
Assists	-
Steals	-
Blocks	-
FG Made	-
3-Pointers	-
Free Throws	-
Minutes	-

PRODUCTION TRACKER

	2023-24	Career
Scored 10+ Points	0	0
Scored 20+ Points	0	0
Scored 30+ Points	0	0
Led Tech in Scoring	0	0
Made 5+ 3FGs	0	0
Led Tech in 3FGM	0	0
Shot over 40% on 3FG (min. 4 attempts)	0	0
Had a Double-Double	0	0
Had 5+ Assists	0	0
Had Multiple Steals	0	0

2023-24 SEASON (FRESHMAN)

- Will earn a redshirt.

PRIOR TO TECH (BLACKSBURG)

- Played basketball for four years at Blacksburg.
- Also competed in volleyball for four seasons.

PERSONAL

- Daughter of Kenny and Chrissy Brooks.
- Older sisters Kendyl and Chloe played hoops at Tech.
- Father played at JMU where he is the winningest coach in women's basketball history and a Hall of Famer.
- Plans to major in human nutrition, food and exercise and wants to be a pediatric physician's assistant.

2023-24 GAME-BY-GAME STATS

OPPONENT	DATE	GP	GS	MIN	FG-FGA	PCT	3FG-FGA	PCT	FT-FTA	PCT	OFF	DEF	TOT	A	T/O	BLK	STL	PTS	
High Point	Nov. 6	DNP																	
vs. Iowa	Nov. 9	DNP																	
Houston Christian	Nov. 16	DNP																	
UNC Greensboro	Nov. 20	DNP																	
vs. Kansas	Nov. 24	DNP																	
vs. Tulane	Nov. 25	DNP																	
at LSU	Nov. 30	DNP																	
Long Island	Dec. 6	DNP																	
Radford	Dec. 10	DNP																	
at Rutgers	Dec. 17	DNP																	
William & Mary	Dec. 21	DNP																	
Pitt*	Dec. 31	DNP																	
at Wake Forest*	Jan. 4	DNP																	
NC State*	Jan. 7	DNP																	
Miami*	Jan. 11	DNP																	
at Florida State*	Jan. 14	DNP																	
at Duke*	Jan. 18	DNP																	
Clemson*	Jan. 21	DNP																	
Georgia Tech*	Jan. 25	DNP																	
at Syracuse*	Jan. 28	DNP																	
Virginia*	Feb. 1	DNP																	
at North Carolina*	Feb. 4	DNP																	
at NC State*	Feb. 8	DNP																	
Boston College*	Feb. 11	DNP																	
Duke*	Feb. 15	DNP																	
at Louisville*	Feb. 18	DNP																	
North Carolina*	Feb. 25	DNP																	
at Notre Dame*	Feb. 29	DNP																	
at Virginia*	March 3	DNP																	

CAREER STATS

	GP-GS	MIN	AVG	FG-FGA	FG%	3FG-FGA	3FG%	FT-FTA	FT%	OFF-DEF-TOT	AVG	AST	AVG	TO	BLK	STL	PTS	AVG
2023-24	0-0	0	0.0	0-0	.000	0-0	.000	0-0	.000	0-0-0	0.0	0	0.0	0	0	0	0	0.0
TOTAL	same	same	same	same	same	same	same	same	same	same	same	same	same	same	same	same	same	same

MACKENZIE NELSON

FRESHMAN 5-FOOT-8 GUARD

Greenwich, Ct. (St. Luke's) • Major is human nutrition, food and exercise

#3



SEASON HIGHS

Points:	-
Rebounds	-
Assists	-
Steals	-
Blocks	-
FG Made	-
3-Pointers	-
Free Throws	-
Minutes	-

CAREER HIGHS

Points:	-
Rebounds	-
Assists	-
Steals	-
Blocks	-
FG Made	-
3-Pointers	-
Free Throws	-
Minutes	-

ACC HIGHS

Points:	-
Rebounds	-
Assists	-
Steals	-
Blocks	-
FG Made	-
3-Pointers	-
Free Throws	-
Minutes	-

PRODUCTION TRACKER

	2023-24	Career
Scored 10+ Points	0	0
Scored 20+ Points	0	0
Scored 30+ Points	0	0
Led Tech in Scoring	0	0
Made 5+ 3FGs	0	0
Led Tech in 3FGM	0	0
Shot over 40% on 3FG (min. 4 attempts)	0	0
Had a Double-Double	0	0
Had 5+ Assists	0	0
Had Multiple Steals	0	0

2023-24 SEASON (FRESHMAN)

- Will earn a redshirt.

NICKNAME

- Goes by Mackie

PERSONAL

- Daughter of Robbie and Drury Nelson
- Studying human nutrition, food and exercise

PRIOR TO TECH (ST. LUKE'S)

- Ranked 65 in 2023 ESPN HoopGurlz recruiting rankings.
- Played club ball for Team Exodus NYC EYBL. Made it to the 2022 EYBL finals and scored 18 points in the game.
- Played for St. Luke's for three seasons, where she was a captain each year. Led her team to NEPSAC championship game where she scored 45 points. Scored 1,000 points her senior season and was FAA All-First Team, All-NEPSAC and was the Connecticut Gatorade Player of the Year. Nelson was selected to be a part of the Jr. NBA Court of Leaders. Also played soccer for two seasons.
- Played for Greenwich for one season with coach Chrys Hernandez. She was first team All-State as a freshman. Totaled 530 points, 136 rebounds and 89 steals in 23 games.

2023-24 GAME-BY-GAME STATS

OPPONENT	DATE	GP	GS	MIN	FG-FGA	PCT	3FG-FGA	PCT	FT-FTA	PCT	OFF	DEF	TOT	A	T/O	BLK	STL	PTS	
High Point	Nov. 6	DNP																	
vs. Iowa	Nov. 9	DNP																	
Houston Christian	Nov. 16	DNP																	
UNC Greensboro	Nov. 20	DNP																	
vs. Kansas	Nov. 24	DNP																	
vs. Tulane	Nov. 25	DNP																	
at LSU	Nov. 30	DNP																	
Long Island	Dec. 6	DNP																	
Radford	Dec. 10	DNP																	
at Rutgers	Dec. 17	DNP																	
William & Mary	Dec. 21	DNP																	
Pitt*	Dec. 31	DNP																	
at Wake Forest*	Jan. 4	DNP																	
NC State*	Jan. 7	DNP																	
Miami*	Jan. 11	DNP																	
at Florida State*	Jan. 14	DNP																	
at Duke*	Jan. 18	DNP																	
Clemson*	Jan. 21	DNP																	
Georgia Tech*	Jan. 25	DNP																	
at Syracuse*	Jan. 28	DNP																	
Virginia*	Feb. 1	DNP																	
at North Carolina*	Feb. 4	DNP																	
at NC State*	Feb. 8	DNP																	
Boston College*	Feb. 11	DNP																	
Duke*	Feb. 15	DNP																	
at Louisville*	Feb. 18	DNP																	
North Carolina*	Feb. 25	DNP																	
at Notre Dame*	Feb. 29	DNP																	
at Virginia*	March 3	DNP																	

CAREER STATS

	GP-GS	MIN	AVG	FG-FGA	FG%	3FG-FGA	3FG%	FT-FTA	FT%	OFF-DEF-TOT	AVG	AST	AVG	TO	BLK	STL	PTS	AVG
2023-24	0-0	0	0.0	0-0	.000	0-0	.000	0-0	.000	0-0-0	0.0	0	0.0	0	0	0	0	0.0
TOTAL	same	same	same	same	same	same	same	same	same	same	same	same	same	same	same	same	same	same

CARYS BAKER



SEASON HIGHS

Points:	18, vs. LIU (12/6/23)
Rebounds	4, vs. Radford (12/10/23)
Assists	4, at Virginia (3/3/24)
Steals	2, vs. Radford (12/10/23)
Blocks	3, vs. Duke (2/15/24)
FG Made	7, vs. LIU (12/6/23)
3-Pointers	4, vs. LIU (12/6/23)
Free Throws	4, vs. William & Mary (12/21/23)
Minutes	21, vs. Radford (12/10/23)

CAREER HIGHS

Points:	18, vs. LIU (12/6/23)
Rebounds	4, vs. Radford (12/10/23)
Assists	4, at Virginia (3/3/24)
Steals	2, vs. Radford (12/10/23)
Blocks	3, vs. Duke (2/15/24)
FG Made	7, vs. LIU (12/6/23)
3-Pointers	4, vs. LIU (12/6/23)
Free Throws	4, vs. William & Mary (12/21/23)
Minutes	21, vs. Radford (12/10/23)

ACC HIGHS

Points:	9, vs. Pitt (12/31/23)
Rebounds	3 (2x), last vs. UVA (2/1/24)
Assists	4, at Virginia (3/3/24)
Steals	1, vs. Duke (2/15/24)
Blocks	3, vs. Duke (2/15/24)
FG Made	3, vs. Pitt (12/31/23)
3-Pointers	3, vs. Pitt (12/31/23)
Free Throws	-
Minutes	15, vs. Pitt (12/31/23)

PRODUCTION TRACKER

	2023-24	Career
Scored 10+ Points	2	2
Scored 20+ Points	0	0
Scored 30+ Points	0	0
Led Tech in Scoring	0	0
Made 5+ 3FGs	0	0
Led Tech in 3FGM	4	4
Shot over 40% on 3FG (min. 4 attempts)	2	2
Had a Double-Double	0	0
Had 5+ Assists	0	0
Had Multiple Steals	1	1

FRESHMAN 6-FOOT-2 FORWARD

West Hartford, Ct. (Loomis Chaffee) • Major is communications

#10

2023-24 SEASON (FRESHMAN)

- Made her first appearance in the season opener vs. High Point scoring a 3-point basket.
- Recorded her first double figure scoring game vs. LIU scoring 18 points on a night where she hit four 3's.

PRIOR TO TECH (LOOMIS CHAFFEE)

- Ranked 58 in 2023 ESPN HoopGurlz recruiting rankings.
- Played club ball for Team Exodus NYC EYBL for three years with coach Thomas Davis.
- Played for Loomis Chaffee for five years and was an NEPSAC Class A champion in 2021-22. Also played volleyball for two years in high school.

PERSONAL

- Birthday is March 15
- Daughter of Maura Rodgers and Vin Baker
- Plans to major in sports media and analytics and wants to be a sports broadcaster
- Father Vin played hoops at Hartford (class of 1993) and is in that school's Hall of Fame. He played 15 seasons in the NBA and was a four-time All-Star. Baker is currently an assistant coach for the Milwaukee Bucks.
- Mother Maura played hoops at Hartford (class of 1993).

2023-24 GAME-BY-GAME STATS

OPPONENT	DATE	GP	GS	MIN	FG-FGA	PCT	3FG-FGA	PCT	FT-FTA	PCT	OFF	DEF	TOT	A	T/O	BLK	STL	PTS
High Point	Nov. 6	Y	N	10:03	1-3	.333	1-2	.500	0-0	.000	0	0	0	0	0	0	0	3
vs. Iowa	Nov. 9	Y	N	13:22	1-1	1.000	1-1	1.000	0-0	.000	0	0	0	0	2	0	0	3
Houston Christian	Nov. 16	Y	N	14:01	2-3	.666	2-3	.666	2-2	1.000	0	1	1	0	0	1	0	8
UNC Greensboro	Nov. 20	Y	N	5:57	2-3	.666	1-1	1.000	0-0	.000	0	1	1	0	0	0	0	5
vs. Kansas	Nov. 24	Y	N	10:04	0-0	.000	0-0	.000	0-0	.000	0	0	0	0	0	1	0	0
vs. Tulane	Nov. 25	Y	N	4:54	0-0	.000	0-0	.000	0-0	.000	0	0	0	0	0	0	1	0
at LSU	Nov. 30	Y	N	17:03	0-1	.000	0-0	.000	0-0	.000	2	0	2	0	1	0	0	0
Long Island	Dec. 6	Y	N	18:28	7-9	.777	4-6	.666	0-1	.000	2	1	3	1	1	1	1	18
Radford	Dec. 10	Y	N	21:04	3-8	.375	2-6	.333	1-2	.500	3	1	4	0	0	2	2	9
at Rutgers	Dec. 17	Y	N	9:37	0-1	.000	0-1	.000	0-0	.000	0	1	1	0	1	0	0	0
William & Mary	Dec. 21	Y	N	16:16	3-5	.600	3-5	.600	4-4	1.000	0	1	1	2	0	0	0	13
Pitt*	Dec. 31	Y	N	14:05	3-3	1.000	3-3	1.000	0-0	.000	1	2	3	0	0	1	0	9
at Wake Forest*	Jan. 4	Y	N	12:24	1-1	1.000	1-1	1.000	0-0	.000	0	1	1	0	0	0	0	3
NC State*	Jan. 7	Y	N	24:01	2-6	.333	2-6	.333	0-0	.000	0	2	2	0	0	1	1	6
Miami*	Jan. 11	Y	N	12:32	0-1	.000	0-1	.000	0-0	.000	0	2	2	0	0	0	0	0
at Florida State*	Jan. 14	Y	N	5:36	1-2	.500	1-2	.500	0-0	.000	0	1	1	0	0	0	0	3
at Duke*	Jan. 18	Y	N	14:28	0-2	.000	0-2	.000	0-0	.000	0	0	0	0	1	0	0	0
Clemson*	Jan. 21	Y	N	4:11	0-1	.000	0-1	.000	0-0	.000	0	0	0	0	2	0	0	0
Georgia Tech*	Jan. 25	Y	N	6:53	1-3	.333	1-3	.333	0-0	.000	1	0	0	0	0	0	0	3
at Syracuse*	Jan. 28	Y	N	4:08	0-1	.000	0-0	.000	0-0	.000	0	0	0	0	0	0	0	0
Virginia*	Feb. 1	Y	N	9:31	2-5	.400	1-4	.250	0-0	.000	1	2	3	1	0	0	0	5
at North Carolina*	Feb. 4	Y	N	1:49	0-0	.000	0-0	.000	0-0	.000	0	0	0	0	0	0	0	0
at NC State*	Feb. 8	Y	N	2:31	0-1	.000	0-1	.000	0-0	.000	0	0	0	0	0	0	0	0
Boston College*	Feb. 11	Y	N	4:40	0-0	.000	0-0	.000	0-0	.000	0	0	0	0	0	0	0	0
Duke*	Feb. 15	Y	N	10:57	1-3	.333	1-3	.333	0-0	.000	0	1	1	0	0	3	1	3
at Louisville*	Feb. 18	Y	N	4:10	1-3	.333	1-3	.333	0-0	.000	0	0	0	0	0	0	0	3
North Carolina*	Feb. 25	Y	N	0:32	0-0	.000	0-0	.000	0-0	.000	0	0	0	0	0	0	0	0
at Notre Dame*	Feb. 29	Y	N	16:38	1-2	.500	1-2	.500	0-0	.000	0	3	3	1	0	1	0	3
at Virginia*	March 3	Y	N	25:41	1-5	.200	1-5	.200	0-0	.000	2	1	3	4	0	0	0	3

CAREER STATS

	GP-GS	MIN	AVG	FG-FGA	FG%	3FG-FGA	3FG%	FT-FTA	FT%	OFF-DEF-TOT	AVG	AST	AVG	TO	BLK	STL	PTS	AVG
2023-24	29-0	315	10.8	33-73	.452	27-62	.435	7-9	.778	12-21-33	1.1	9	0.3	8	11	6	100	3.4
TOTAL	29-0	315	10.8	33-73	.452	27-62	.435	7-9	.778	12-21-33	1.1	9	0.3	8	11	6	100	3.4

SAMYHA SUFFREN

FRESHMAN 5-FOOT-8 GUARD

Charlotte, N.C. (Cannon School) • Major is sport media and analytics

#12



SEASON HIGHS

Points:	9, at Duke (1/18/24)
Rebounds	3 (2x), last vs. LIU (12/6/23)
Assists	4 (2x), last vs. CU (1/21/24)
Steals	1 (3x), last vs. Radford (12/10/23)
Blocks	-
FG Made	2 (2x), last at Duke (1/18/24)
3-Pointers	-
Free Throws	5, at Duke (1/18/24)
Minutes	23, vs. Clemson (1/21/24)

CAREER HIGHS

Points:	9, at Duke (1/18/24)
Rebounds	3 (2x), last vs. LIU (12/6/23)
Assists	4 (2x), last vs. CU (1/21/24)
Steals	1 (3x), last vs. Radford (12/10/23)
Blocks	-
FG Made	2 (2x), last at Duke (1/18/24)
3-Pointers	-
Free Throws	5, at Duke (1/18/24)
Minutes	23, vs. Clemson (1/21/24)

ACC HIGHS

Points:	9, at Duke (1/18/24)
Rebounds	2, at Duke (1/18/24)
Assists	4, vs. Clemson (1/21/24)
Steals	2, at Duke (1/18/24)
Blocks	-
FG Made	2, at Duke (1/18/24)
3-Pointers	-
Free Throws	5, at Duke (1/18/24)
Minutes	23, vs. Clemson (1/21/24)

PRODUCTION TRACKER

	2023-24	Career
Scored 10+ Points	0	0
Scored 20+ Points	0	0
Scored 30+ Points	0	0
Led Tech in Scoring	0	0
Made 5+ 3FGs	0	0
Led Tech in 3FGM	0	0
Shot over 40% on 3FG (min. 4 attempts)	0	0
Had a Double-Double	0	0
Had 5+ Assists	0	0
Had Multiple Steals	1	1

2023-24 SEASON (FRESHMAN)

- Saw her first minutes in the season opener vs. High Point.
- Scored her first FG in the win over HCU.

PRIOR TO TECH (CANNON SCHOOL)

- Ranked 69 in 2023 ESPN HoopGurlz recruiting rankings.
- Played club ball for Team Curry where she was a top five scorer in the Under Armour circuit.
- Played for Cannon School as an upperclassman under Kelvin Drakeford. She was all-conference twice, first team once and won a conference championship. Also ran track at Cannon and is a part of the team that set a school record in the 4x100.
- Played at Mallard Creek for two years under Clarence Johnson. Suffren won a conference championship and was all-conference.

PERSONAL

- Birthday is March 3
- Daughter of Samantha and Adrian Suffren

2023-24 GAME-BY-GAME STATS

OPPONENT	DATE	GP	GS	MIN	FG-FGA	PCT	3FG-FGA	PCT	FT-FTA	PCT	OFF	DEF	TOT	A	T/O	BLK	STL	PTS	
High Point	Nov. 6	Y	N	3:17	0-0	.000	0-0	.000	2-2	1.000	1	0	1	0	0	0	0	2	
vs. Iowa	Nov. 9	DNP																	
Houston Christian	Nov. 16	Y	N	12:47	2-2	1.000	0-0	.000	2-2	1.000	0	3	3	1	1	0	1	6	
UNC Greensboro	Nov. 20	DNP																	
vs. Kansas	Nov. 24	DNP																	
vs. Tulane	Nov. 25	Y	N	5:57	0-0	.000	0-0	.000	0-0	.000	1	0	1	0	0	0	0	0	
at LSU	Nov. 30	Y	N	4:35	0-0	.000	0-0	.000	0-2	.000	0	0	0	0	0	0	0	0	
Long Island	Dec. 6	Y	N	9:22	0-1	.000	0-1	.000	0-0	.000	0	3	3	4	2	0	1	0	
Radford	Dec. 10	Y	N	6:39	0-0	.000	0-0	.000	1-2	.500	0	0	0	0	1	0	1	1	
at Rutgers	Dec. 17	DNP																	
William & Mary	Dec. 21	Y	N	2:55	0-1	.000	0-0	.000	2-2	1.000	0	1	1	0	0	0	0	2	
Pitt*	Dec. 31	Y	N	3:16	0-0	.000	0-0	.000	0-0	.000	0	0	0	1	0	0	0	0	
at Wake Forest*	Jan. 4	DNP																	
NC State*	Jan. 7	DNP																	
Miami*	Jan. 11	Y	N	4:57	0-1	.000	0-0	.000	0-0	.000	0	0	0	1	0	0	0	0	
at Florida State*	Jan. 14	DNP																	
at Duke*	Jan. 18	Y	N	17:08	2-4	.500	0-0	.000	5-8	.625	0	2	2	1	2	0	2	9	
Clemson*	Jan. 21	Y	N	22:27	1-2	.500	0-0	.000	1-2	.500	1	1	2	4	4	0	1	3	
Georgia Tech*	Jan. 25	Y	N	4:57	0-1	.000	0-0	.000	0-0	.000	0	1	1	1	1	0	0	0	
at Syracuse*	Jan. 28	DNP																	
Virginia*	Feb. 1	DNP																	
at North Carolina*	Feb. 4	DNP																	
at NC State*	Feb. 8	DNP																	
Boston College*	Feb. 11	DNP																	
Duke*	Feb. 15	DNP																	
at Louisville*	Feb. 18	DNP																	
North Carolina*	Feb. 25	Y	N	0:16	0-0	.000	0-0	.000	0-0	.000	0	0	0	0	0	0	0	0	
at Notre Dame*	Feb. 29	DNP																	
at Virginia*	March 3	DNP																	

CAREER STATS

	GP-GS	MIN	AVG	FG-FGA	FG%	3FG-FGA	3FG%	FT-FTA	FT%	OFF-DEF-TOT	AVG	AST	AVG	TO	BLK	STL	PTS	AVG
2023-24	12-0	98	8.2	5-12	.417	0-1	.000	13-20	.650	3-11-14	1.2	13	1.1	11	0	6	23	1.9
TOTAL	12-0	98	8.2	5-12	.417	0-1	.000	13-20	.650	3-11-14	1.2	13	1.1	11	0	6	23	1.9

CLARA STRACK

FRESHMAN 6-FOOT-5 CENTER

Buffalo, N.Y. (Hamburg) • Major is biology

#13



SEASON HIGHS

Points:	19, vs. HCU (11/16/23)
Rebounds	10, vs. Radford (12/10/23)
Assists	2 (4x), last vs. BC (2/11/24)
Steals	1 (3x), last vs. BC (2/11/24)
Blocks	3 (3x), last at Virginia (3/3/24)
FG Made	8, vs. HCU (11/16/23)
3-Pointers	1, vs. William & Mary (12/21/23)
Free Throws	3, vs. HCU (11/16/23)
Minutes	22, at UNC (2/4/24)

CAREER HIGHS

Points:	19, vs. HCU (11/16/23)
Rebounds	10, vs. Radford (12/10/23)
Assists	2 (4x), last vs. BC (2/11/24)
Steals	1 (3x), last vs. BC (2/11/24)
Blocks	3 (3x), last at Virginia (3/3/24)
FG Made	8, vs. HCU (11/16/23)
3-Pointers	1, vs. William & Mary (12/21/23)
Free Throws	3, vs. HCU (11/16/23)
Minutes	22, at UNC (2/4/24)

ACC HIGHS

Points:	8, at Virginia (3/3/24)
Rebounds	8 (2x), last at Virginia (3/3/24)
Assists	2 (3x), last vs. BC (2/11/24)
Steals	1 (2x), last vs. BC (2/11/24)
Blocks	3 (3x), last at Virginia (3/3/24)
FG Made	3 (3x), last at Virginia (3/3/24)
3-Pointers	-
Free Throws	2, at Virginia (3/3/24)
Minutes	22, at UNC (2/4/24)

PRODUCTION TRACKER

	2023-24	Career
Scored 10+ Points	2	2
Scored 20+ Points	0	0
Scored 30+ Points	0	0
Led Tech in Scoring	0	0
Had 10+ Rebounds	1	1
Led Tech in Rebounds	1	1
Shot over 50% on FG (min. 5 attempts)	3	3
Had a Double-Double	0	0
Had 5+ Assists	0	0
Had Multiple Blocks	4	4

2023-24 SEASON (FRESHMAN)

- Scored 19 points (8-9 FG) vs. HCU and became the third ACC freshman since 2009-10 to record 18+ points, 85% FG, 8+ rebounds and 2+ blocks (HT ENFP Hoops).
- Secured her first 10-rebound game vs. Radford on Dec. 10, 2023.
- Has recorded three blocks in a game twice.

PRIOR TO TECH (HAMBURG)

- Ranked 95 in 2023 ESPN HoopGurlz recruiting rankings.
- Played club ball for Team Exodus NYC EYBL
- Played for Hamburg for four years under Amy Steger. While there, she earned All-ECIC, All-WNY, All-State and set records for most points in a game (47), most points in a season and most points all-time for girl's hoops.

PERSONAL

- Birthday is November 27
- Daughter of Betsy and Ron Strack
- January 12 is 'Clara Strack Day' in Hamburg, N.Y.

2023-24 GAME-BY-GAME STATS

OPPONENT	DATE	GP	GS	MIN	FG-FGA	PCT	3FG-FGA	PCT	FT-FTA	PCT	OFF	DEF	TOT	A	T/O	BLK	STL	PTS
High Point	Nov. 6	Y	N	10:04	1-2	.500	0-0	.000	0-0	.000	1	1	2	0	2	0	0	2
vs. Iowa	Nov. 9	Y	N	0:21	0-0	.000	0-0	.000	0-0	.000	1	0	1	0	0	0	0	0
Houston Christian	Nov. 16	Y	N	19:55	8-9	.888	0-0	.000	3-3	1.000	4	4	8	1	2	2	0	19
UNC Greensboro	Nov. 20	Y	N	14:17	1-2	.500	0-0	.000	0-0	.000	2	1	3	2	2	0	0	2
vs. Kansas	Nov. 24	Y	N	0:48	0-0	.000	0-0	.000	0-0	.000	0	0	0	0	0	0	0	0
vs. Tulane	Nov. 25	Y	N	2:03	0-0	.000	0-0	.000	0-0	.000	0	0	0	0	0	0	0	0
at LSU	Nov. 30	Y	N	4:39	0-0	.000	0-0	.000	0-0	.000	0	1	1	0	2	0	0	0
Long Island	Dec. 6	Y	N	20:48	5-6	.830	0-0	.000	0-0	.000	2	4	6	1	2	1	0	11
Radford	Dec. 10	Y	N	20:01	3-6	.500	0-0	.000	3-4	.750	2	8	10	0	2	3	0	9
at Rutgers	Dec. 17	Y	N	10:12	0-2	.000	0-0	.000	0-0	.000	2	3	5	0	2	1	0	0
William & Mary	Dec. 21	Y	N	11:45	2-5	.400	1-1	1.000	2-2	1.000	0	4	4	0	2	1	1	7
Pitt*	Dec. 31	Y	N	12:05	1-3	.333	0-0	.000	0-0	.000	0	2	2	1	1	1	0	2
at Wake Forest*	Jan. 4	Y	N	4:44	1-2	.500	0-0	.000	0-0	.000	2	0	2	1	1	0	0	2
NC State*	Jan. 7	Y	N	1:30	0-0	.000	0-0	.000	0-0	.000	0	0	0	0	0	0	0	0
Miami*	Jan. 11	Y	N	10:21	1-5	.200	0-0	.000	0-0	.000	4	1	5	2	0	0	0	2
at Florida State*	Jan. 14	Y	N	3:49	1-2	.500	0-0	.000	0-1	.000	1	3	4	2	0	1	0	2
at Duke*	Jan. 18	Y	N	11:36	0-0	.000	0-0	.000	0-0	.000	0	1	1	0	0	0	0	0
Clemson*	Jan. 21	Y	N	19:49	2-4	.500	0-1	.000	0-2	.000	0	4	4	1	1	3	0	4
Georgia Tech*	Jan. 25	Y	N	14:01	3-6	.500	0-0	.000	0-0	.000	2	1	3	1	0	2	1	6
at Syracuse*	Jan. 28	Y	N	14:08	1-3	.333	0-0	.000	0-0	.000	2	4	6	1	0	2	0	2
Virginia*	Feb. 1	Y	N	5:15	0-0	.000	0-0	.000	0-0	.000	2	1	3	0	0	1	0	0
at North Carolina*	Feb. 4	Y	N	22:14	1-1	.000	0-0	.000	1-2	.500	3	1	4	0	2	2	0	3
at NC State*	Feb. 8	Y	N	18:35	2-3	.666	0-0	.000	1-2	.500	5	3	8	1	0	2	0	5
Boston College*	Feb. 11	Y	N	13:50	3-5	.600	0-0	.000	1-1	1.000	4	2	6	2	2	2	1	7
Duke*	Feb. 15	Y	N	15:30	0-1	.000	0-0	.000	0-0	.000	1	2	3	0	1	1	0	0
at Louisville*	Feb. 18	Y	N	17:28	1-1	1.000	0-0	.000	0-0	.000	1	1	2	1	1	1	0	2
North Carolina*	Feb. 25	Y	N	17:16	1-1	1.000	0-0	.000	1-2	.500	0	4	4	1	1	1	1	3
at Notre Dame*	Feb. 29	Y	N	9:25	1-1	1.000	0-0	.000	0-0	.000	1	2	3	0	0	0	0	2
at Virginia*	March 3	Y	N	21:22	3-5	.600	0-0	.000	2-3	.666	2	6	8	1	2	3	0	8

CAREER STATS

	GP-GS	MIN	AVG	FG-FGA	FG%	3FG-FGA	3FG%	FT-FTA	FT%	OFF-DEF-TOT	AVG	AST	AVG	TO	BLK	STL	PTS	AVG
2023-24	29-0	347	11.9	42-75	.560	1-2	.500	15-23	.652	44-64-108	3.7	19	0.7	28	31	3	100	3.4
2023-24	29-0	347	11.9	42-75	.560	1-2	.500	15-23	.652	44-64-108	3.7	19	0.7	28	31	3	100	3.4



SEASON HIGHS

- Points: 18, at Rutgers (12/17/23)
Rebounds: 14, vs. UNC (2/25/24)
Assists: 2, vs. High Point (11/6/23)
Steals: 2, vs. Pitt (12/31/23)
Blocks: 2, vs. Pitt (12/31/23)
FG Made: 6 (2x), last at Rutgers (12/17/23)
3-Pointers: 4, at Rutgers (12/17/23)
Free Throws: 2 (2x), last at Rutgers (12/17/23)
Minutes: 34, vs. Iowa (11/9/23)

CAREER HIGHS

- Points: 18, at Rutgers (12/17/23)
Rebounds: 16, vs. High Point (12/3/22)
Assists: 6, at Syracuse (12/18/22)
Steals: 4, vs. Notre Dame (1/13/22)
Blocks: 6, vs. Longwood (12/15/22)
FG Made: 6 (4x), last at Rutgers (12/17/23)
3-Pointers: 4 (4x), last at Rutgers (12/17/23)
Free Throws: 6, vs. Davidson (11/28/20)
Minutes: 40 (2x), last vs. FSU (3/2/23)

ACC HIGHS

- Points: 14 (3x), last vs. UM (1/29/23)
Rebounds: 14, vs. UNC (2/25/24)
Assists: 6, at Syracuse (12/18/22)
Steals: 4, vs. Notre Dame (1/13/22)
Blocks: 4, at Pitt (1/16/22)
FG Made: 6, vs. Miami (1/29/23)
3-Pointers: 4 (3x), last vs. UM (1/29/23)
Free Throws: 4, vs. Clemson (2/5/23)
Minutes: 40 (2x), last vs. Clemson (2/5/23)

PRODUCTION TRACKER

Table with 3 columns: Stat, 2023-24, Career. Rows include Scored 10+ Points, Scored 20+ Points, etc.

2023-24 SEASON (GRADUATE)

- Scored a career-high 16 points vs. Tulane in the Cayman Islands Classic. She was 6-9 from the field and hit three 3's in the game. Summiel also tied Kitley for the team lead in rebounds with eight.
Earned her first start for the Hokies at LSU in the ACC/SEC Challenge.
Reset her career high with an 18-point effort at Rutgers on Dec. 17. She went 6-7 from the field and hit all four of her 3-point attempts. She also recorded her first double-double as a Hokie in the game.

PRIOR TO TECH (WAKE FOREST)

- Summiel joins the Hokies as a graduate student after a four-year career at ACC rival Wake Forest. For her career she has started 60 of 102 games played, averaging 5.1 points and 5.1 rebounds per game. She shoots it at nearly 40% for her career and 34% from beyond the arc, connecting on 70 triples in her career.
This past season in Winston-Salem, she started all 33 contests, averaging a career-high 7.4 points per game, while grabbing 5.6 rebounds. She posted 11 games in double figures, with a high of 14 points (5-11 FG) vs. Miami in February.
Summiel is heavily involved in SAAC (student-athlete advisory committee) at the campus, conference and nation level where she is a Division 1 rep. At the 2023 Final Four in Dallas, she sat next to and conversed with First Lady Jill Biden and other prominent women's leaders.

PERSONAL

- Daughter of David and Tammy Summiel
Has two older brothers, David and Devin, and a pair of younger siblings, sister Maya and brother Ty
Brother Devin played collegiate football at Fitchburg State and is the program's all-time leading receiver

2023-24 GAME-BY-GAME STATS

Table with columns: OPPONENT, DATE, GP, GS, MIN, FG-FGA, PCT, 3FG-FGA, PCT, FT-FTA, PCT, OFF DEF TOT, A, T/O, BLK, STL, PTS. Rows include High Point, vs. Iowa, Houston Christian, etc.

CAREER STATS

Table with columns: GP-GS, MIN, AVG, FG-FGA, FG%, 3FG-FGA, 3FG%, FT-FTA, FT%, OFF-DEF-TOT, AVG, AST, AVG, TO, BLK, STL, PTS, AVG. Rows include 2019-20, 2020-21, 2021-22, 2022-23, 2023-24, TOTAL.

THE HOKIES' RECORD WHEN

2023-24

Overall	23-6
ACC	14-4
At home	15-0
On the road	6-5
At neutral sites	2-1
After a win	19-4
After a loss	3-2
In overtime	1-0
vs. ranked opponents	5-4
Winning the opening tip	14-4
Losing the opening tip	9-2
Decided by 1-4 points	3-1
Decided by 5-10 points	3-2
Decided by 11-15 points	6-1
Decided by 16-20 points	2-2
Decided by 21+ points	9-0
Leading at half	21-2
Tied at half	0-0
Trailing at half	2-4
VT shoots 50% or better	9-0
VT shoots 40-49.9%	10-3
VT shoots less than 40%	3-3
VT out-shoots opponent	21-1
Opp. out-shoots VT	1-5
Opp. shoots 40% or better	6-6
Opp. shoots less than 40%	16-0
VT out-rebounds opponent	21-2
Opp. out-rebounds VT	1-4
Rebounds are tied	1-0
VT has more FT attempts	8-1
Opp. has more FT attempts	13-5
FT attempts tied	2-0
VT makes more 3-pointers	20-5
Opp. makes more 3-pointers	2-1
3-pointers made tied	1-0
VT wins turnover battle	11-0
Opp. wins turnover battle	10-5
Turnovers are tied	2-1
VT scores 100+	1-0
VT scores 90-99 points	3-0
VT scores 80-89 points	5-1
VT scores 70-79 points	11-2
VT scores 60-69 points	2-1
VT scores 50-59 points	1-1
VT scores < 50 points	0-1
Opp. scores > 99 points	0-0
Opp. scores 90-99 points	0-0
Opp. scores 80-89 points	0-4
Opp. scores 70-79 points	3-1
Opp. scores 60-69 points	9-1
Opp. scores 50-59 points	7-0
Opp. scores < 50 points	4-0
Playing on Monday	2-0
Playing on Tuesday	0-0
Playing on Wednesday	1-0
Playing on Thursday	8-4
Playing on Friday	1-0
Playing on Saturday	1-0
Playing on Sunday	10-2
In November	5-2
In December	5-0
In January	5-2
In February	7-1
In March	0-1
Playing during the day	11-1
Playing at night (after 5 p.m. tip)	12-5
Wearing White Uniforms	7-1
Wearing Throwback White Uniforms	5-1
Wearing Maroon Uniforms	3-3
Wearing Maroon Script Uniforms	3-0
Wearing Gray Uniforms	2-0
Wearing Black Uniforms	3-1

STARTING LINEUPS

W/L

13-3	Amoore/King/Ekh/Micheaux/Kitley
8-3	Amoore/King/Ekh/Summiel/Kitley
1-0	Wenzel/King/Ekh/Summiel/Kitley

Margin of Victory/Defeat

	1-5	6-10	11-15	16-20	21+
Wins	3	3	6	2	9
Losses	2	1	1	2	

Largest Scoring Run of the Season

Virginia Tech	29 (Houston Christian)
Opponents	15 (Florida State)

MISCELLANEOUS STAT LEADERS: *WHEN TWO OR MORE ATHLETES TIE FOR THE LEAD, BOTH RECEIVE A TALLY

Scored VT's 1st Points

- Amoore (4x)
- Ekh (3x)
- King (4x)
- Kitley (14x)
- Micheaux (4x)

First Off VT Bench

- Baker (3x)
- Micheaux (1x)
- Strack (12x)
- Suffren (1x)
- Summiel (9x)
- Wenzel (11x)

Double-Doubles

- Amoore (9x)
- Kitley (19x)
- Summiel (2x)

Lead VT in scoring

- Amoore (9x)
- Ekh (1x)
- King (1x)
- Kitley (18x)

10+ Points

- Amoore (26x)
- Baker (2x)
- Ekh (19x)
- King (7x)
- Kitley (28x)
- Micheaux (3x)
- Strack (2x)
- Summiel (4x)
- Wenzel (3x)

20+ Points

- Amoore (14x)
- Ekh (1x)
- King (1x)
- Kitley (18x)

30+ Points

- Amoore (2x)
- Kitley (8x)

Lead VT in rebounds

- Kitley (23x)
- Strack (1x)
- Summiel (7x)

10+ Rebounds

- Kitley (19x)
- Strack (1x)
- Summiel (6x)

15+ Rebounds

- Kitley (6x)

Lead VT in blocks

- Amoore (3x)
- Baker (1x)
- Ekh (1x)
- King (1x)
- Kitley (20x)
- Strack (10x)
- Summiel (3x)
- Wenzel (1x)

5+ Blocks

- Kitley (1x)

Lead VT in assists

- Amoore (24x)
- Baker (1x)
- Ekh (3x)
- King (1x)
- Kitley (3x)
- Summiel (1x)
- Wenzel (4x)

5+ Assists

- Amoore (17x)
- Ekh (1x)
- King (4x)
- Kitley (2x)
- Wenzel (1x)

10+ Assists

- Amoore (8x)

15+ Assists

- Amoore (1x)

Lead VT in steals

- Amoore (12x)
- Baker (2x)
- Ekh (9x)
- King (8x)
- Kitley (8x)
- Strack (2x)
- Suffren (2x)
- Summiel (4x)
- Wenzel (4x)



KENNY BROOKS

IN EIGHTH SEASON AT VIRGINIA TECH

CAREER RECORDS

Overall Record	515-202
Conference Games	268-117
Non-Conference Games	247-85
Conference Tournament	34-15
ACC Tournament	8-6
NCAA Tournament	5-8
WNIT	20-7
Overtime Games	19-12

KENNY VS. ACC FOES (ALL COMPETITIONS)

School	Record	Streak
Boston College	7-0	W7
Clemson	7-4	W1
Duke	7-5	W1
Florida State	2-6	L1
Georgia Tech	5-3	W3
Louisville	3-7	W3
Miami	7-6	W2
NC State	5-10	W4
North Carolina	12-3	W6
Notre Dame	1-8	L5
Pitt	8-1	W8
Syracuse	6-3	W4
Virginia	7-7	L1
Wake Forest	7-3	W2
Total	83-66	L2

KENNY AT CASSELL

Year	Record	ACC
2016-17	14-6	2-6
2017-18	15-9	4-4
2018-19	13-5	3-5
2019-20	13-2	7-2
2020-21	9-5	4-5
2021-22	12-2	8-1
2022-23	16-1	8-1
2023-24	15-0	9-0
Total	107-25	45-24
Overall Record	107-25 (.811)	
Conference Games	45-24 (.652)	
Non-Conference Games	62-1 (.982)	

▶ COACH BROOKS' CAREER BREAKDOWN

Season	School	Overall	Conference	Finish	Postseason	Final AP	RPI/NET
2002-03	JMU	16-10 .615	11-7 .611	4th	-	-	134
2003-04	JMU	13-18 .419	7-11 .389	7th	-	-	170
2004-05	JMU	18-11 .620	10-8 .556	4th	-	-	105
2005-06	JMU	24-7 .774	14-4 .778	2nd	WNIT First Round	-	55
2006-07	JMU	27-6 .818	16-2 .889	2nd	NCAA First Round	-	26
2007-08	JMU	24-10 .705	14-4 .778	2nd	WNIT Round of 16	-	45
2008-09	JMU	24-10 .705	14-4 .778	3rd	WNIT Second Round	-	57
2009-10	JMU	26-7 .787	13-5 .722	2nd	NCAA First Round	-	44
2010-11	JMU	26-8 .764	16-2 .889	1st	NCAA First Round	-	37
2011-12	JMU	29-8 .783	14-4 .778	2nd	WNIT Finals	-	29
2012-13	JMU	25-11 .694	15-3 .824	2nd	WNIT Quarterfinals	-	63
2013-14	JMU	29-6 .828	15-1 .938	1st	NCAA Second Round	-	38
2014-15	JMU	29-4 .878	17-1 .944	1st	NCAA First Round	-	31
2015-16	JMU	27-6 .818	17-1 .944	1st	NCAA First Round	-	34
Totals	14 Seasons	337-122 .734	193-57 .772				

2016-17	Virginia Tech	20-14 .588	4-12 .250	T11th	WNIT Round of 16	-	77
2017-18	Virginia Tech	23-14 .621	6-10 .375	T9th	WNIT Finals	-	47
2018-19	Virginia Tech	22-12 .647	6-10 .375	T10th	WNIT Round of 16	-	66
2019-20	Virginia Tech	21-9 .700	11-7 .611	T4th	*No postseason played	-	38
2020-21	Virginia Tech	15-10 .600	8-8 .500	7th	NCAA Second Round	-	33
2021-22	Virginia Tech	23-10 .696	13-5 .722	T3rd	NCAA First Round	16	9
2022-23	Virginia Tech	31-5 .861	14-4 .777	T2nd	NCAA Final Four	4	7
2023-24	Virginia Tech	23-6 .793	14-4 .777	1st	-	-	-
Totals	8 Seasons	178-80 .690	76-60 .559				

Overall 22 Seasons 515-202 (.718)267-117.694

▶ THE BROOKS FILE

Born	12/20/1968
Hometown	Waynesboro, Virginia
Wife	Chrissy
Children	Kendyl, Chloe, Gabby, Nicholas
Education	JMU, 1992
Joined Tech Staff	3/28/2016
Years as College Head Coach	22
Years as College Coach	30

Coaching Career

1994-98	Assistant Coach, VMI (men's)
1998-02	Assistant Coach, JMU
2002-03	Interim Head Coach, JMU
2003-16	Head Coach, JMU
2016-pr.	Head Coach, Virginia Tech

▶ ACCOMPLISHMENTS

Nine NCAA Tournaments
2007, 2010, 2011, 2014, 2015, 2016, 2021, 2022, 2023


Five CAA Tournament Championships
2010, 2011, 2014, 2015, 2016

Four CAA Regular Season Titles
2011, 2014, 2015, 2016

Four-time CAA Coach of the Year
2007, 2014, 2015, 2016

One ACC Tournament Championship
2023

Seven different Players of the Year
CAA: Meredith Alexis (07), Tamera Young (08), Dawn Evans (11), Kirby Burkholder (14), Precious Hall (15), Jazmon Gwathmey (16)
ACC: Elizabeth Kitley (22, 23, 24)



Brooks guided the Hokies to their first Final Four appearance in school history in 2023 as the Hokies won the Seattle 3 Regional.

RECORD AT VT	
Overall Record	178-80 (.690)
ACC Games	76-60 (.559)
Non-Conference Games	102-20 (.836)
vs. ranked opponents	21-39 (.350)
Home	107-25 (.809)
Away	47-41 (.534)
Neutral sites	24-14 (.632)
NCAA Tournament	5-3 (.625)
Overtime Games	5-4 (.555)

VIRGINIA TECH TRENDS UNDER KENNY BROOKS

- From 2004-2016 prior to Brooks' arrival, the VT program was 44-136 (.244) in ACC play, 24-66 (.267) at home and 20-70 (.222).
- Since his arrival in 2016-17 the Hokies are 76-60 in the league, 45-24 at Cassell Coliseum and 31-36 on the road.
- The last three seasons, Tech has gone 41-13 in the league and 25-2 at home in ACC play.

KENNY'S FORTRESS IS CASSELL COLISEUM

- In his eight seasons in Blacksburg, Coach Brooks has enjoyed a 107-25 (.809) record in home games played on Carilion Clinic Court at Cassell Coliseum.
- He owns 31 victories by 30+ points against non-conference foes at home and is 62-1 against them in all competitions at Cassell.

SCORING NOTES ON THE HOKIES' PROGRAM

- In the ACC era, VT WBB has scored 90 or more points on 26 occasions, winning each time. Kenny Brooks has been the head coach for 19 of those games, including five of the six instances in ACC play.
- Brooks has had at least one such game in each of his eight seasons in Blacksburg, including four each during the 2017-18, 2018-19 and 2023-24 seasons.

COMMONWEALTH COMPETITION

- Brooks is 24-8 against the eight in-state foes that he has faced while at VT. This season, William & Mary will become the ninth.
- He is 3-0 vs. George Mason, 0-1 vs. JMU, 3-1 vs. Liberty, 2-0 vs. Longwood, 5-0 vs. Radford, 2-0 vs. Richmond, 1-0 vs. VCU, 7-6 vs. UVA and 1-0 vs. William & Mary.
- Including games played at Cassell, Brooks is 113-30 (.772) in the state of Virginia as the head coach of the Hokies.

CLIMBING THE VT CHARTS

- Brooks passed Bonnie Hendrickson earlier this season for second all-time in wins at VT with his 178 and counting.
- Only Carol Alfano who coached from 1978-1997 has more. She was 278-262 (.514).

IF AN EXTRA PERIOD IS NEEDED

- Brooks' career record after regulation is 20-13. He has posted a 5-4 record at VT in overtime. The Hokies have won four straight overtime games.

MR. MARCH

- Brooks' career record in the month of March is 78-36 (.684).
- In his 21 completed seasons of being a head coach his teams have won five or more games in March eight times, most recently in 2022-23 when Tech won the ACC Championship and advanced to the Final Four.
- He is 5-3 in conference tournament championship games.

BROOKS' HOKIES A MIXTURE OF YOUTH, EXPERIENCE

- The Hokies' roster features six athletes who have played D1 basketball before (Amoore, King, Kitley, Micheaux, Ekh and Summiel).
- The rest of the Hokies are all freshmen, including Carleigh Wenzel who earned a redshirt last season.

COACH BROOKS GETTING HIS MOMENT

- Despite being the third-highest vote getter for ACC Coach of the Year in late February, Kenny Brooks was a finalist for the Werner Ladder Naismith Coach of the Year Award in 2023.

STATISTICALLY THE BEST

- Brooks has coached his team to leading the nation in a statistical category at both schools: JMU led D1 in rebound margin (+12.9) in 2008 and VT led D1 in free throw percentage in 2019 at 80%.



VIRGINIA TECH TEAM RANKING SUMMARY

NCAA Statistics

Virginia Tech - 2023-24 Women's Basketball Ranking Summary thru games 03/04/2024

Statistic	National Rank	Conference Rank	Value	National Leader	Value	Conference Leader	Value
Assist/Turnover Ratio (349 ranked)	14	1	1.37	Green Bay	1.73	Virginia Tech	1.37
Assists Per Game (349 ranked)	27	1	17.1	Iowa	21.5	Virginia Tech	17.1
Bench Points Per Game (349 ranked)	282	12	13.7	Murray St.	36.7	Miami (FL)	25.2
Blocks Per Game (349 ranked)	7	2	5.7	South Carolina	8.1	Duke	6.0
Field Goal Percentage (349 ranked)	24	1	46.0	Indiana	51.6	Virginia Tech	46.0
Field Goal Percentage Defense (349 ranked)	43	3	37.4	South Carolina	31.4	NC State	36.0
Fouls Per Game (349 ranked)	97	6	15.7	Dartmouth	10.5	NC State	12.7
Free Throw Attempts Per Game (349 ranked)	319	15	12.79	LSU	27.00	Louisville	20.00
Free Throw Percentage (349 ranked)	20	1	77.6	Creighton	81.7	Virginia Tech	77.6
Free Throws Made Per Game (349 ranked)	287	14	9.93	LSU	20.03	Louisville	15.06
Rebound Margin (349 ranked)	17	1	8.2	Stanford	14.6	Virginia Tech	8.2
Rebounds (Defensive) Per Game (349 ranked)	27	3	28.7	South Carolina	32.8	NC State	31.5
Rebounds (Offensive) Per Game (349 ranked)	136	9	12.0	Ga. Southern	17.7	Syracuse	16.4
Rebounds Per Game (349 ranked)	38	6	40.62	Troy	47.76	NC State	43.30
Scoring Defense (349 ranked)	110	5	61.5	UAlbany	51.2	Duke	57.9
Scoring Margin (349 ranked)	25	2	14.7	South Carolina	32.2	Notre Dame	18.9
Scoring Offense (349 ranked)	28	3	76.2	Iowa	92.7	Florida St.	80.1
Steals Per Game (349 ranked)	349	15	4.0	Niagara	15.1	Boston College	11.8
Three Point Attempts Per Game (349 ranked)	16	1	25.8	Marshall	31.6	Virginia Tech	25.8
Three Point Percentage (349 ranked)	32	1	35.6	Indiana	40.5	Virginia Tech	35.6
Three Point Percentage Defense (349 ranked)	75	2	29.0	VCU	23.5	Notre Dame	27.5
Three Pointers Per Game (349 ranked)	11	1	9.2	Iowa	11.1	Virginia Tech	9.2
Turnover Margin (349 ranked)	227	13	-0.79	West Virginia	8.97	Boston College	4.84
Turnovers Forced Per Game (349 ranked)	343	15	11.66	Niagara	27.34	Boston College	20.74
Turnovers Per Game (349 ranked)	16	2	12.4	Colorado St.	9.0	Florida St.	11.7
Winning Percentage (348 ranked)	38	2	79.3	South Carolina	100.0	NC State	83.3

VIRGINIA TECH INDIVIDUALS RANKING SUMMARY

Statistic	Player	National Rank	Conference Rank	Value	National Leader	Value	Conference Leader	Value
Assist/Turnover Ratio (250 ranked)	Georgia Amoore	56	2	2.10	Kiara Jackson, UNLV	3.10	Kaylah Ivey, Boston College	3.00
Assists (146 ranked)	Georgia Amoore	3	1	204	Caitlin Clark, Iowa	260	Georgia Amoore, Virginia Tech	204
Assists Per Game (250 ranked)	Georgia Amoore	3	1	7.3	Caitlin Clark, Iowa	8.7	Georgia Amoore, Virginia Tech	7.3
Blocks (149 ranked)	Elizabeth Kitley Clara Strack	23 149	2 14	60 31	Cameron Brink, Stanford	100	Makayla Timpson, Florida St.	81
Blocks Per Game (250 ranked)	Elizabeth Kitley Clara Strack	28 166	2 15	2.07 1.07	Cameron Brink, Stanford	3.57	Makayla Timpson, Florida St.	2.70
Double Doubles (44 ranked)	Elizabeth Kitley	6	1	19	Lauren Gustin, BYU	29	Elizabeth Kitley, Virginia Tech	19
Field Goal Attempts (149 ranked)	Elizabeth Kitley Georgia Amoore	13 25	4 5	500 457	Caitlin Clark, Iowa	681	Dyaisha Fair, Syracuse	543
Field Goal Percentage (250 ranked)	Elizabeth Kitley Georgia Amoore	29 205	2 14	55.6 42.0	Mackenzie Holmes, Indiana	67.0	Makayla Timpson, Florida St.	57.7
Field Goals (149 ranked)	Elizabeth Kitley Georgia Amoore	2 48	1 6	278 192	Caitlin Clark, Iowa	317	Elizabeth Kitley, Virginia Tech	278
Free Throw Attempts (148 ranked)	Elizabeth Kitley	112	9	133	Deja Kelly, North Carolina	220	Deja Kelly, North Carolina	220
Free Throw Percentage (250 ranked)	Elizabeth Kitley	192	12	77.4	Maya McDermott, UNI	95.8	Kiki Jefferson, Louisville	89.6
Free Throws (144 ranked)	Elizabeth Kitley	98	9	103	JuJu Watkins, Southern California	182	Hannah Hidalgo, Notre Dame Deja Kelly, North Carolina	156 156
Minutes Per Game (150 ranked)	Georgia Amoore Elizabeth Kitley	55 102	6 9	35.25 34.32	Benthe Versteeg, Sacramento St.	38.35	Dyaisha Fair, Syracuse	37.24
Points (198 ranked)	Elizabeth Kitley Georgia Amoore	5 46	2 6	661 524	Caitlin Clark, Iowa	968	Hannah Hidalgo, Notre Dame	689
Points Per Game (250 ranked)	Elizabeth Kitley Georgia Amoore	6 40	2 6	22.8 18.7	Caitlin Clark, Iowa	32.3	Hannah Hidalgo, Notre Dame	23.8
Rebounds (150 ranked)	Elizabeth Kitley	8	1	330	Lauren Gustin, BYU	476	Elizabeth Kitley, Virginia Tech	330
Rebounds (Defensive) Per Game (30 ranked)	Elizabeth Kitley	9	1	8.0	Lauren Gustin, BYU	10.3	Elizabeth Kitley, Virginia Tech	8.0
Rebounds (Offensive) Per Game (29 ranked)					Angel Reese, LSU	5.6		
Rebounds Per Game (250 ranked)	Elizabeth Kitley	6	1	11.4	Lauren Gustin, BYU	15.4	Elizabeth Kitley, Virginia Tech	11.4
Steals (139 ranked)					Hannah Hidalgo, Notre Dame	141	Hannah Hidalgo, Notre Dame	141
Steals Per Game (248 ranked)					Hannah Hidalgo, Notre Dame	4.86	Hannah Hidalgo, Notre Dame	4.86
Three Point Attempts (150 ranked)	Georgia Amoore Cayla King Matilda Ekh	12 43 104	2 4 8	223 195 172	Caitlin Clark, Iowa	412	Dyaisha Fair, Syracuse	277
Three Point Percentage (153 ranked)	Matilda Ekh Georgia Amoore Cayla King	37 104 146	1 5 6	40.1 35.0 31.3	Te-Hina Paopao, South Carolina	48.6	Matilda Ekh, Virginia Tech	40.1
Three Pointers (145 ranked)	Georgia Amoore Matilda Ekh Cayla King	18 44 103	2 3 6	78 69 61	Caitlin Clark, Iowa	162	Dyaisha Fair, Syracuse	105
Three Pointers Per Game (246 ranked)	Georgia Amoore Matilda Ekh Cayla King	18 50 125	2 3 6	2.79 2.38 2.10	Caitlin Clark, Iowa	5.40	Dyaisha Fair, Syracuse	3.62

COMBINED TEAM STATISTICS IN ACC PLAY



2023-24 Virginia Tech Women's Basketball Combined Team Statistics In Conference games

Page 1/1
as of Mar 04, 2024

Game Records

Record	Overall	Home	Away	Neutral
ALL GAMES	14-4	9-0	5-4	0-0
CONFERENCE	14-4	9-0	5-4	0-0
NON-CONFERENCE	0-0	0-0	0-0	0-0

Score by Periods

Team	1st	2nd	3rd	4th	OT	TOT
Virginia Tech	332	309	341	323	16	1321
Opponents	248	285	318	302	7	1160

Team Box Score

No.	Player	GP-GS			Total		3-Point		F-Throw		Rebounds					PF DQ A TO BLK STL PTS AVG						
		GP-GS	MIN	AVG	FG-FGA	FG%	3FG-3FGA	3FG%	FT-FTA	FT%	OFF	DEF	TOT	AVG	PF	DQ	A	TO	BLK	STL	PTS	AVG
33	KITLEY, Elizabeth	18-18	652:17	36.2	184-330	.558	1-2	.500	63-87	.724	59	143	202	11.2	31	0	31	44	36	14	432	24.0
5	AMOORE, Georgia	17-17	609:49	35.9	123-293	.420	50-137	.365	46-53	.868	9	37	46	2.7	35	1	119	68	2	19	342	20.1
11	EKH, Matilda	18-18	587:22	32.6	67-146	.459	46-106	.434	11-13	.846	9	53	62	3.4	30	0	30	26	7	13	191	10.6
22	KING, Cayla	18-18	558:60	31.1	35-123	.285	33-112	.295	6-10	.600	21	44	65	3.6	57	2	42	16	2	11	109	6.1
4	MICHEAUX, Rose	8-6	67:22	8.4	11-19	.579	0-0	.000	8-11	.727	10	9	19	2.4	7	0	2	4	1	0	30	3.8
1	WENZEL, Carleigh	18-1	273:55	15.2	18-51	.353	5-25	.200	17-21	.810	5	36	41	2.3	24	0	27	22	1	11	58	3.2
20	SUMMIEL, Olivia	18-12	414:33	23.0	21-49	.429	8-27	.296	6-6	1.000	34	89	123	6.8	45	1	27	24	11	7	56	3.1
13	STRACK, Clara	18-0	232:56	12.9	22-43	.512	0-1	.000	6-13	.462	30	38	68	3.8	20	1	15	12	22	2	50	2.8
10	BAKER, Carys	18-0	174:45	9.7	14-39	.359	13-37	.351	0-0	.000	5	15	20	1.1	9	0	6	3	6	2	41	2.3
12	SUFFREN, Samyha	6-0	53:01	8.8	3-8	.375	0-0	.000	6-10	.600	1	4	5	0.8	9	0	8	7	0	3	12	2.0
Team														21	40	61						
Total		18	3625		498-1101	.452	156-447	.349	169-224	.754	204	508	712	39.6	267	5	307	232	88	82	1321	73.4
Opponents		18	3625		429-1080	.397	95-305	.311	207-280	.739	172	410	582	32.3	285	3	181	194	45	127	1160	64.4

Team Statistics

	VT	OPP
Scoring	1321	1160
Points per game	73.4	64.4
Scoring margin	+8.9	-
Field goals-att	498-1101	429-1080
Field goal pct	.452	.397
3 point fg-att	156-447	95-305
3-point FG pct	.349	.311
3-pt FG made per game	8.7	5.3
Free throws-att	169-224	207-280
Free throw pct	.754	.739
F-Throws made per game	9.4	11.5
Rebounds	712	582
Rebounds per game	39.6	32.3
Rebounding margin	+7.2	-
Assists	307	181
Assists per game	17.1	10.1
Turnovers	232	194
Turnovers per game	12.9	10.8
Turnover margin	-2.1	-
Assist/turnover ratio	1.3	0.9
Steals	82	127
Steals per game	4.6	7.1
Blocks	88	45
Blocks per game	4.9	2.5
Winning streak	0	-
Home win streak	9	-
Attendance	66773	54325
Home games-Avg/Game	9-7419	9-6036
Neutral site-Avg/Game	-	0-0

Team Results

Date	Opponent		Score	Att.
12/31/2023	Pittsburgh	W	91-41	6078
01/04/2024	at Wake Forest	W	82-73	1303
01/07/2024	NC State	W	63-62	8925
01/11/2024	Miami (FL)	W	76-52	4672
01/14/2024	at Florida St.	L	81-89	3044
01/18/2024	at Duke	L	46-63	2217
01/21/2024	Clemson	W	74-62	6427
01/25/2024	Georgia Tech	W	87-69	4971
01/28/2024	at Syracuse	W	75-62	6003
02/01/2024	Virginia	W	76-63	8925
02/04/2024	at North Carolina	Wot	70-61	5618
02/08/2024	at NC State	W	72-61	5500
02/11/2024	Boston College	W	74-63	8925
02/15/2024	Duke	W	61-56	8925
02/18/2024	at Louisville	W	86-70	12249
02/25/2024	North Carolina	W	74-62	8925
02/29/2024	at Notre Dame	L	58-71	6416
03/03/2024	at Virginia	L	75-80	11975



THE LAST TIME IN VIRGINIA TECH WOMEN'S BASKETBALL HISTORY

VIRGINIA TECH ATHLETE

Scored 20 points	20, Elizabeth Kitley at Virginia (3/3/24)
Scored 25 points	26, Elizabeth Kitley at Louisville (2/18/24)
Scored 30 points	34, Elizabeth Kitley vs. UNC (2/25/24)
Scored 35 points	39, Georgia Amoore at Virginia (3/3/24)
Scored 40 points	42, Elizabeth Kitley vs. FGCU (3/18/22)
Two players scored 20 points	Elizabeth Kitley 26 & Georgia Amoore 23 at Louisville (2/18/24)
Three players scored 20 points	Elizabeth Kitley (25), Taylor Soule (24) & Kayana Traylor (22) at High Point (12/21/22)
Two players scored 25 points	Dara Mabrey (26) & Regan Magarity (30) at Boston College (2/3/19)
Five in double figures	vs. USC Upstate (11/14/22), Kayana Traylor (17), Elizabeth Kitley (13), Georgia Amoore (11) Taylor Soule (10), Ashley Owusu (10)
Six in double figures	vs. Pitt (12/31/23), Georgia Amoore (20), Matilda Ekh (16), Cayla King (11), Carleigh Wenzel (11), Liz Kitley (10), Olivia Summiel (10)
Seven or more in double figures	vs. Wagner (11/10/17), Taylor Emery (20), Aisha Sheppard (10), Kendyl Brooks (12), Regan Magarity 912, Michelle Berry (11), Rachel Camp (10), Alexis Jean (16)
100% on FG (min. of 7 attempts)	(7-for-7) Elizabeth Kitley vs. George Washington (12/1/20)
100% on 3FG (min. of 4 attempts)	at Rutgers (12/17/23), 4-4 Olivia Summiel
Made 5 3FG in a game	Georgia Amoore at Rutgers (12/17/23)
Made 6 3FG in a game	Georgia Amoore vs. Duke (3/4/23)
Made 7 3FG in a game	Matilda Ekh at Rutgers (12/17/23)
Made 8 or more 3FG in a game	8, Georgia Amoore at Virginia (3/3/24)
Attempted 10 or more 3FG in a game	15, Georgia Amoore at Virginia (3/3/24)
100% on FT (min. 10 attempts)	vs. Louisville (3/5/23), Georgia Amoore (10-10)
Player had 15 rebounds	at UNC (2/4/24), Elizabeth Kitley (15)
Player had 20 rebounds	vs. Notre Dame (12/18/22), Elizabeth Kitley (20)
Two players with 10+ rebounds	vs. Boston College (2/11/24), Elizabeth Kitley (15) & Olivia Summiel (11)
Three players with 10+ rebounds	vs. Miami (3/3/23), D'asia Gregg (13), Elizabeth Kitley (10), Taylor Soule (10)
Four players with 10+ rebounds	vs. Mercer (2/22/86), Stephanie Green (10), Joyce Waddy (11), Michelle Bain (10), Susan Walvius (10)
Player had 10 assists	vs. UNC (2/25/24), Georgia Amoore (11)
Player had 15 assists	vs. HCU (11/16/23) Georgia Amoore (16)
Player blocked 5 shots	Elizabeth Kitley vs. Kansas (11/24/23)
Player blocked 6 or more shots	vs. LSU (3/31/23), Elizabeth Kitley (7)
Player had 5 steals	at Notre Dame (2/20/20), Taja Cole
Player had 6 steals	vs. High Point (12/16/17), Chanette Hicks
Player had 7 steals	vs. Louisville (2/9/17), Chanette Hicks
Player had 8 or more steals	vs. Radford (12/21/16), Chanette Hicks (8)
Double-double with points & rebounds	Elizabeth Kitley 26-13 at Louisville (2/18/24)
Double-double with points & assists	Georgia Amoore 19-11 vs. UNC (2/25/24)
Two players had double-doubles	at Louisville (2/18/24), Elizabeth Kitley 26 & 13 rebounds and Georgia Amoore 23 & 10 assists
Three players had double-doubles	vs. Wichita State (12/21/19), Trinity Baptiste 14-10, Taja Cole 15-10 assists, Lydia Rivers 11-12
Recorded a triple-double	vs. Nebraska (12/1/22), Georgia Amoore 24-10-11

VIRGINIA TECH TEAM

Defeated an AP Top 5 team	72-61 at No. 3 NC State (2/8/24)
Defeated an AP Top 10 team	61-45 vs. No. 9 Duke (2/16/23)
Defeated an AP Top 25 team	86-70 at No. 18 Louisville (2/18/24)
Defeated a ranked team at home	63-62 vs. No. 3 NC State (1/7/24)
Defeated a ranked team on road	86-70 at No. 18 Louisville (2/18/24)
Defeated a ranked team at neutral site	84-74 vs. No. 12 Ohio State (3/27/23)
Unranked Hokies beat ranked opp	66-61 vs. No. 23 North Carolina (2/13/22)
Scored 100 or more points	105-36, vs. HCU (11/16/23)
Scored fewer than 50 points	46-63 at Duke (1/18/24)
Won an overtime game	70-61 (OT) at UNC (2/4/24)
Lost an overtime game	67-72 (OT) at Duke (1/12/20)

OPPOSING TEAM

Scored 100 or more points	62-107 at No. 13 Florida State (1/14/18)
Scored 49 points or fewer	41-91, vs. Pitt (12/31/23)
Unranked opp beat ranked Hokies	46-63 No. 14 VT lost at Duke (1/18/24)
Unranked Hokies beat ranked opp	66-61 vs. No. 23 North Carolina (2/13/22)

VIRGINIA TECH WOMEN'S BASKETBALL INDIVIDUAL RECORDS FOR A SINGLE GAME

INDIVIDUAL HIGHS

Most points scored	42, Elizabeth Kitley vs. FGCU (3/18/22)
Most points scored at home	34 (3x), last by Elizabeth Kitley vs. UNC (2/25/24)
Most points scored on the road	39, Georgia Amoore at Virginia (3/3/24)
Field goals made	17, Elizabeth Kitley at George Washington (11/11/21)
Field goals attempted	30, Renee Dennis vs. Memphis (2/7/87)
Most FG made without a miss	9 (2x), last by Nicole Jones vs. Fordham (1/2/1999)
3FG made	9, Cayla King vs. Mount St. Mary's (11/7/22)
3FG attempts	20, Aisha Sheppard vs. Notre Dame (1/21/21)
Free throws made	16, Amy Wetzel vs. Wisconsin (3/14/1998)
Free throws attempted	18, Nikki Davis at Miami (1/24/10)
Free throws made without a miss	13, Sue Logsdon vs. William & Mary (1/2/91)
Offensive rebounds (since 1987-88)	11, Utaha Drye vs. USC Upstate (2/2/09)
Defensive rebounds (since 1987-88)	17 (2x), last Elizabeth Kitley vs. Notre Dame (12/18/22)
Total rebounds	21 (4x), last by Elizabeth Kitley vs. Wake Forest (1/17/21)
Assists	16, Georgia Amoore, vs. HCU (11/16/23)
Turnovers	13, Sherry Banks vs. George Washington (1/21/97)
Steals	9, Taiqua Brittingham vs. Northwestern (12/22/83)
Blocks	9 (3x), last by Susan Walvius vs. FSU (1/4/86)
Minutes Played	54 (2x), last by Katie O'Connor & Amy Wetzel vs. Dayton (2/27/1999)

VIRGINIA TECH TEAM

Most points scored	117 at Mercer (2/16/87)
Most points combined	201 (2x), last at Dayton (1/18/97)
Most points scored at home	105 (4x), last vs. HCU (11/16/23)
Most points scored on the road	117 at Mercer (2/16/87)
Most points scored in a quarter	39 vs. Maryland Eastern Shore (12/6/17) in 3Q
Most points scored in a half	67 at Charleston (12/14/84) in 2H
Fewest points scored in a quarter	2 at Virginia (1/26/17) in 3Q
Fewest points scored in a half	8 (2x), last at Miami (2/5/15) in 1H
Fewest points combined	73 (2x), last at Boston College (1/5/12)
Largest margin of victory	69, vs. HCU (11/16/23)
Worst defeat	60, vs. Old Dominion (1/27/78)
Most points in a loss	90, at Clemson (12/29/84)
Fewest points scored	26, at Duke (1/16/13)
Fewest points allowed	24, vs. USC Upstate (11/14/22)
Most points allowed	108, vs. Old Dominion (1/27/78)
FG made	51, at Mercer (2/16/87)
FG attempted	94, vs. Appalachian State (11/17/79)
FG percentage	66.1 vs. Appalachian State (11/17/79)
3FG made	18, vs. Wichita State (12/21/19)
3FG attempted	39, vs. Notre Dame (1/21/21)
3FG made (both teams)	26, at NC State (1/24/21)
3FG attempted (both teams)	70, vs. USC Upstate (11/6/18)
Free throws made	43, vs. Yale (1/9/82)
Free throws attempted	58, vs. Yale (1/9/82)
Most FT made without a miss	20, vs. Duke (12/30/21)
Offensive rebounds (since 1987-88)	43, vs. Liberty (1/8/90)
Defensive rebounds (since 1987-88)	49, vs. Gardner-Webb (12/6/20)
Total rebounds	75, vs. Liberty (1/8/90)
Assists	38, at Mercer (2/16/87)
Fewest turnovers	6 (6x), last vs. Miami (1/11/24)
Most turnovers	46, at James Madison (2/16/78)
Steals	23, at Florida State (12/17/79)
Blocks	14, vs. East Tennessee State (12/21/92)

VIRGINIA TECH WOMEN'S BASKETBALL INDIVIDUAL RECORDS FOR A SINGLE ACC GAME

INDIVIDUAL HIGHS

Most points scored	39, Georgia Amoores at Virginia (3/3/24)
Most points scored at home	32 (2x), last by Aisha Sheppard vs. Virginia (2/23/20)
Most points scored on the road	39, Georgia Amoores at Virginia (3/3/24)
Field goals made	15 (3x), last by Elizabeth Kitley vs. Virginia (2/1/24)
Field goals attempted	28, Elizabeth Kitley at Duke (1/18/24)
Most FG made without a miss	7, Tajah Campbell vs. Virginia (2/28/2016)
3FG made	8 (3x), last by Georgia Amoores at Virginia (3/3/24)
3FG attempts	20, Aisha Sheppard vs. Notre Dame (1/21/21)
Free throws made	14 (2x), last by Sidney Cook at Miami (2/21/2106)
Free throws attempted	18, Nikki Davis at Miami (1/24/10)
Free throws made without a miss	12, Dara Mabrey at North Carolina (2/9/20)
Offensive rebounds	10, (2x), last by LaTorri Hines-Allen vs. Clemson (2/3/12)
Defensive rebounds	17, Elizabeth Kitley vs. Notre Dame (12/18/22)
Total rebounds	21 (2x), last by Elizabeth Kitley vs. Wake Forest (1/17/21)
Assists	11 (3x), last by Georgia Amoores, vs. NC State (2/19/23)
Turnovers	8 (8x), last by Aisha Sheppard at Clemson (2/25/21)
Steals	7 (2x), last by Channette Hicks vs. Louisville (2/9/17)
Blocks	8, Elizabeth Kitley at Notre Dame (2/20/20)
Minutes Played	50, Carrie Mason at Florida State (2/19/2005)

VIRGINIA TECH TEAM

Most points scored	102, at Syracuse (2/17/22)
Most points combined	181, at Boston College (2/3/19)
Most points scored at home	91, vs. Pitt (12/31/23)
Most points scored on the road	102, at Syracuse (2/17/22)
Most points scored in a quarter	34, vs. Florida State (2/12/23) in 1Q
Most points scored in a half	57, vs. Pitt (12/31/23) in 2H
Fewest points scored in a quarter	2, at Virginia (1/26/17) in 3Q
Fewest points scored in a half	8, at Miami (2/5/15) in 1H
Fewest points combined	73, at Boston College (1/5/12)
Largest margin of victory	50, vs. Pitt (12/31/23)
Worst defeat	50, at Duke (2/21/11)
Most points in a loss	87, at NC State (1/24/21)
Fewest points scored	26, at Duke (1/16/03)
Fewest points allowed	33 (2x), last vs. Boston College (1/3/16)
Most points allowed	107, at Florida State (1/14/18)
FG made	36 (2x), last at Syracuse (2/17/22)
FG attempted	88, at Florida State (2/19/05)
FG percentage	65.4, at No. 18 Louisville (2/18/24)
3FG made	15 (2x), last vs. Pitt (12/10/20)
3FG attempted	39, vs. Notre Dame (1/21/21)
3FG made (both teams)	26, at NC State (1/24/21)
3FG attempted (both teams)	68, at Syracuse (2/1/18)
Free throws made	31, at Boston College (2/6/22)
Free throws attempted	34, vs. Wake Forest (1/23/15)
Most FT made without a miss	20, vs. Duke (12/30/21)
Offensive rebounds	28, vs. Clemson (2/3/12)
Defensive rebounds	39 (2x), last at Syracuse (2/17/22)
Total rebounds	59, at Clemson (1/2/15)
Assists	25, at Miami (2/11/08)
Fewest Turnovers	6 (2x), last vs. Wake Forest (1/16/17)
Steals	17 (3x), last vs. Maryland (2/4/08)
Blocks	10 (2x), last vs. Virginia (1/9/14)

2023-24 SEASON GAME-BY-GAME BOX SCORES

GAME NINE: NO. 15 VT 85 - RADFORD 40



Official Basketball Box Score - Final
Radford at Virginia Tech
12/10/23 Cassell Coliseum, Blacksburg, VA
2023-24 Women's Basketball

Game Time: 2:00 PM
Game Duration: 1:48
Attendance: 5,062

Officials: Mark Berger, Courtney Robinson, Leah Lane

Radford - 40

Box score for Game 9: Radford vs Virginia Tech. Includes player stats for Teressa Lavolte-Brice, Tanya Hamer, and others.

Virginia Tech - 85

Box score for Game 9: Virginia Tech vs Radford. Includes player stats for Rose Micheaux, Elizabeth Kiley, and others.

Summary statistics for Game 9: Biggest lead, scoring runs, lead changes, and time with lead.



GAME 10: NO. 16 VT 84 - RUTGERS 59



Official Basketball Box Score - Final
Virginia Tech at Rutgers
12/17/23 Jersey Mike's Arena, Piscataway
2023-24 Women's Basketball

Game Time: 5:30 PM
Game Duration: 1:47
Attendance: 4,731

Officials: Gina Croce, Tara Cruise, Nykhesha Thompson

Virginia Tech - 84

Box score for Game 10: Virginia Tech vs Rutgers. Includes player stats for Rose Micheaux, Elizabeth Kiley, and others.

Rutgers - 59

Box score for Game 10: Rutgers vs Virginia Tech. Includes player stats for Destiny Adams, Antonia Bates, and others.

Summary statistics for Game 10: Biggest lead, scoring runs, lead changes, and time with lead.



GAME 11: NO. 15 VT 76 - WILLIAM & MARY 43



Official Basketball Box Score - Final
William and Mary at Virginia Tech
12/11/23 Cassell Coliseum, Blacksburg, VA
2023-24 Women's Basketball

Game Time: 2:02 PM
Game Duration: 1:43
Attendance: 4,887

Officials: Maj Forsberg, Saf Elio, Cori Chambers

William and Mary - 43

Box score for Game 11: William and Mary vs Virginia Tech. Includes player stats for Rebekah Frisby-Smith, Nylah Young, and others.

Virginia Tech - 76

Box score for Game 11: Virginia Tech vs William and Mary. Includes player stats for Rose Micheaux, Elizabeth Kiley, and others.

Summary statistics for Game 11: Biggest lead, scoring runs, lead changes, and time with lead.



GAME 12: NO. 14 VT 91 - PITT 41



Official Basketball Box Score - Final
Pitt at Virginia Tech
12/11/23 Cassell Coliseum, Blacksburg, VA
2023-24 Women's Basketball

Game Time: 2:02 PM
Game Duration: 1:43
Attendance: 6,078

Officials: Marc Rosch, Brandon Entinhe, Erika Heriman

Pitt - 41

Box score for Game 12: Pitt vs Virginia Tech. Includes player stats for Liatu King, Lauren Rust, and others.

Virginia Tech - 91

Box score for Game 12: Virginia Tech vs Pitt. Includes player stats for Rose Micheaux, Elizabeth Kiley, and others.

Summary statistics for Game 12: Biggest lead, scoring runs, lead changes, and time with lead.



2023-24 SEASON GAME-BY-GAME BOX SCORES

GAME 25: NO. 12 VT 61 - DUKE 56



Official Basketball Box Score - Final
Virginia at Virginia Tech
02/01/24 Cassell Coliseum, Blacksburg, VA
2023-24 Women's Basketball

Game Time: 8:00 PM
Game Duration: 1:43
Attendance: 8,925

Officials: Denise Bruce, Meadow Overstreet, Tara Crose

Table with columns: NO., Name, Min, FG, 3P, FT, Rebounds, Fouls, TP, AS, TO, ST, Blocks, +/-, Shooting By Period. Includes player statistics and team totals for Virginia Tech.

Technical Fouls: NONE

Dead Ball Rebounds: 4

Table with columns: NO., Name, Min, FG, 3P, FT, Rebounds, Fouls, TP, AS, TO, ST, Blocks, +/-, Shooting By Period. Includes player statistics and team totals for Virginia Tech.

Technical Fouls: NONE

Dead Ball Rebounds: 1

Summary statistics table for Game 25 including biggest lead, best scoring run, and times tied.



GAME 26: NO. 12 VT 86 - NO. 18 LOUISVILLE 70



Official Basketball Box Score - Final
Virginia Tech at Louisville
02/19/24 KYC Yum! Center, Louisville
2023-24 Women's Basketball

Game Time: 2:35 PM
Game Duration: 1:44
Attendance: 12,249

Officials: Dee Kanner, Jeffrey Smith, Rod Greath

Table with columns: NO., Name, Min, FG, 3P, FT, Rebounds, Fouls, TP, AS, TO, ST, Blocks, +/-, Shooting By Period. Includes player statistics and team totals for Virginia Tech.

Technical Fouls: NONE

Table with columns: NO., Name, Min, FG, 3P, FT, Rebounds, Fouls, TP, AS, TO, ST, Blocks, +/-, Shooting By Period. Includes player statistics and team totals for Louisville.

Technical Fouls: NONE

Dead Ball Rebounds: 1

Summary statistics table for Game 26 including biggest lead, best scoring run, and times tied.



GAME 27: NO. 8 VT 74 - UNC 62



Official Basketball Box Score - Final
North Carolina at Virginia Tech
02/25/24 Cassell Coliseum, Blacksburg
2023-24 Women's Basketball

Game Time: 2:02 PM
Game Duration: 1:46
Attendance: 8,925

Officials: Puabiri Spurlock-Walt, Karen Freitas, John Capodipo

Table with columns: NO., Name, Min, FG, 3P, FT, Rebounds, Fouls, TP, AS, TO, ST, Blocks, +/-, Shooting By Period. Includes player statistics and team totals for Virginia Tech.

Technical Fouls: NONE

Dead Ball Rebounds: 2

Table with columns: NO., Name, Min, FG, 3P, FT, Rebounds, Fouls, TP, AS, TO, ST, Blocks, +/-, Shooting By Period. Includes player statistics and team totals for Virginia Tech.

Technical Fouls: NONE

Dead Ball Rebounds: 1

Summary statistics table for Game 27 including biggest lead, best scoring run, and times tied.



GAME 28: NO. 5 VT 58 - NO. 17 NOTRE DAME 71



Official Basketball Box Score - Final
Virginia Tech at Notre Dame, Ind.
02/29/24 Purcell Pavilion at the Joyce Center, Notre Dame, Ind.
2023-24 Women's Basketball

Game Time: 7:00 PM
Game Duration: 1:47
Attendance: 6,416

Officials: Joseph Vascity, Fatou Cissoko-Stephens, Bruce Morris

Table with columns: NO., Name, Min, FG, 3P, FT, Rebounds, Fouls, TP, AS, TO, ST, Blocks, +/-, Shooting By Period. Includes player statistics and team totals for Virginia Tech.

Technical Fouls: NONE

Dead Ball Rebounds: 1

Table with columns: NO., Name, Min, FG, 3P, FT, Rebounds, Fouls, TP, AS, TO, ST, Blocks, +/-, Shooting By Period. Includes player statistics and team totals for Notre Dame.

Technical Fouls: NONE

Dead Ball Rebounds: 3

Summary statistics table for Game 28 including biggest lead, best scoring run, and times tied.



2023-24 SEASON GAME-BY-GAME BOX SCORES

GAME 29: NO. 5 VT 75 - VIRGINIA 80



Official Basketball Box Score - Final
Virginia Tech at Virginia
 03/03/24 John Paul Jones Arena, Charlottesville
 Virginia vs No. 5 Virginia Tech Women's Basketball

Game Time: 8:00 PM
 Game Duration: 1:56
 Attendance: 11,975

Officials: Eric Brown, Teresa Stuck, Toni Palto

Virginia Tech - 75

Record: 23-6 (14-4)

NO. Name	Min	FG		3P		FT		Rebounds		Fouls		TP	AS	TO	ST	Blocks		+/-
		M/A	A/A	M/A	A/A	M/A	A/A	OR	DR	OR	DR					FF	FD	
20 Olivia Summiel	F 26:07	0-4	0-3	0-0	2-2	2-4	2-1	0	4	1	1	0	4	1	1	0	0	-12
33 Elizabeth Killey	C 22:20	9-11	0-0	2-2	1-8	9-9	1-7	20	1	3	0	4	0	4	0	3	0	3
5 Georgia Amoreo	G 40:00	13-26	8-15	5-7	1-1	2-6	39-4	4	4	2	0	0	5	3	2	0	-5	
11 Matilda Ekh	G 30:28	0-2	0-2	0-0	2-4	6-3	0-0	3	4	3	2	0	-3	3	2	0	-3	
22 Cayla King	G 22:10	1-7	1-6	0-0	0-1	1-4	0-3	1	1	1	1	0	0	12	0	0	12	
1 Carleigh Wenzel	11:52	1-1	0-0	0-0	1-0	1-1	2-1	2	1	2	1	0	0	-4	0	0	-4	
10 Carys Baker	25:41	1-5	1-5	0-0	2-1	3-2	0-3	4	0	0	0	0	0	-9	0	0	-9	
13 Clara Strack	21:22	3-5	0-0	2-3	2-6	8-5	1-8	1	2	0	3	0	-7	0	0	0	-7	
Team					1-3	4-4												
Totals		28-61	10-31	9-13	12-26	38-21	16-75	19-17	6-10	0-5								

Technical Fouls: NONE

Shooting By Period	
1st FG%	6-17 35.3%
3PT%	2-7 28.6%
FT%	2-3 66.7%
2nd FG%	5-11 45.5%
3PT%	2-8 25.0%
FT%	1-2 50%
3rd FG%	9-15 60.0%
3PT%	2-5 40.0%
FT%	5-7 71.4%
4th FG%	9-18 44.4%
3PT%	4-11 36.4%
FT%	1-1 100%
GM FG%	28-61 45.9%
3PT%	10-31 32.3%
FT%	9-13 69.2%

Dead Ball Rebounds: 2, 0

Virginia - 80

Record: 15-14 (7-11)

NO. Name	Min	FG		3P		FT		Rebounds		Fouls		TP	AS	TO	ST	Blocks		+/-
		M/A	A/A	M/A	A/A	M/A	A/A	OR	DR	OR	DR					FF	FD	
20 Camryn Taylor	F 33:31	5-15	0-1	7-8	5-7	2-7	3-6	17	0	1	2	0	4	6	0	0	4	
33 Sam Brunelle	F 17:34	1-2	0-0	2-2	0-1	1-3	1-4	1	0	0	0	1	3	0	0	1	3	
1 Paris Clark	G 29:31	4-12	1-2	7-7	3-3	6-6	0-7	16	4	2	2	0	2	12	0	0	12	
14 Kaydan Lawson	G 23:08	0-2	0-2	2-6	2-2	4-2	2-3	2	0	0	0	1	0	10	0	0	10	
21 Kymora Johnson	G 37:50	8-17	3-6	2-2	0-4	4-2	21-8	0	2	0	1	13	0	0	0	1	13	
23 Alexia Smith	16:15	2-3	0-1	0-0	0-2	2-1	0-4	1	0	4	1	0	0	-5	0	0	-5	
34 London Clarkson	21:32	3-4	0-0	0-2	1-4	5-3	1-6	1	0	0	0	1	9	0	0	1	9	
12 Edessa Noyan	08:11	1-3	0-2	0-0	0-0	0-1	0-2	0	0	0	0	0	-1	0	0	0	-1	
4 Jillian Brown	11:30	2-4	2-3	2-2	0-2	2-0	1-8	0	4	1	0	1	-9	0	0	0	-9	
0 Olivia McGhee	02:10	0-0	0-0	0-0	0-0	0-0	0-0	0	0	0	0	0	0	-8	0	0	-8	
41 Taylor Lauterbach	01:48	0-0	0-0	0-0	0-0	0-1	0-0	0	0	0	0	0	0	-5	0	0	-5	
Team					1-3	4-4												
Totals		26-62	6-17	22-29	12-23	35-16	21-80	15-8	8-0	10-5								

Technical Fouls: NONE

Dead Ball Rebounds: 5, 0

VAT		UVA		Points from		Turnovers		Fast Breaks		Period by Period Scoring	
Biggest lead	6 (2 nd 7:57)	6 (1 st 6:04)	Paint	24	34	1st	2nd	3rd	4th	TOT	
Best Scoring Run	12 (2 nd 7:57)	7 (1 st 6:04)	Second Chance	12	19	VAT	16	13	25	21	75
Lead Changes	11		Fast Breaks	6	10	UVA	17	17	22	24	80
Times Tied	10		Bench	13	20						
Time with Lead	10:05	24:59									

Game Notes: Highest attendance for a WBB game in the history of the state of Virginia



VIRGINIA TECH GAME-BY-GAME STARTERS

OPPONENT	RESULT	GUARD	GUARD	GUARD	FORWARD	CENTER
High Point	W, 94-55	Amoore	King	Ekh	Micheaux	Kitley
vs. No. 3 Iowa	L, 76-80	Amoore	King	Ekh	Micheaux	Kitley
Houston Christian	W, 105-36	Amoore	King	Ekh	Micheaux	Kitley
UNC Greensboro	W, 72-51	Amoore	King	Ekh	Micheaux	Kitley
vs. Kansas	W, 59-58	Amoore	King	Ekh	Micheaux	Kitley
vs. Tulane	W, 76-70	Amoore	King	Ekh	Micheaux	Kitley
at No. 7 LSU	L, 64-82	Amoore	King	Ekh	Summiel	Kitley
Long Island	W, 98-50	Amoore	King	Ekh	Micheaux	Kitley
Radford	W, 85-40	Amoore	King	Ekh	Micheaux	Kitley
at Rutgers	W, 84-59	Amoore	King	Ekh	Micheaux	Kitley
William & Mary	W, 76-43	Amoore	King	Ekh	Micheaux	Kitley
Pitt*	W, 91-41	Amoore	King	Ekh	Micheaux	Kitley
at Wake Forest*	W, 82-73	Amoore	King	Ekh	Micheaux	Kitley
No. 3 NC State*	W, 63-62	Amoore	King	Ekh	Micheaux	Kitley
Miami*	W, 76-52	Amoore	King	Ekh	Micheaux	Kitley
at No. 21 Florida State*	L, 81-89	Amoore	King	Ekh	Micheaux	Kitley
at Duke*	L, 46-63	Amoore	King	Ekh	Micheaux	Kitley
Clemson*	W, 74-62	Wenzel	King	Ekh	Summiel	Kitley
Georgia Tech*	W, 87-69	Amoore	King	Ekh	Summiel	Kitley
at No. 22 Syracuse*	W, 75-62	Amoore	King	Ekh	Summiel	Kitley
Virginia*	W, 76-63	Amoore	King	Ekh	Summiel	Kitley
at No. 24 North Carolina*	W, 70-61 (OT)	Amoore	King	Ekh	Summiel	Kitley
at No. 3 NC State*	W, 72-61	Amoore	King	Ekh	Summiel	Kitley
Boston College*	W, 74-63	Amoore	King	Ekh	Summiel	Kitley
Duke*	W, 61-56	Amoore	King	Ekh	Summiel	Kitley
at No. 18 Louisville*	W, 86-70	Amoore	King	Ekh	Summiel	Kitley
North Carolina*	W, 74-62	Amoore	King	Ekh	Summiel	Kitley
at No. 17 Notre Dame*	L, 58-71	Amoore	King	Ekh	Summiel	Kitley
at Virginia*	W, 75-80	Amoore	King	Ekh	Summiel	Kitley

VIRGINIA TECH GAME-BY-GAME STAT LEADERS

OPPONENT	RESULT	POINTS	REBOUNDS	ASSISTS	STEALS	BLOCKS	MINUTES	+/-
High Point	W, 94-55	Kitley (33)	Kitley (11)	Amoore (9)	Amoore/Ekh (1)	Wenzel (4)	Amoore (31:21)	Amoore (+39)
vs. No. 3 Iowa	L, 76-80	Amoore (31)	Kitley (16)	Three athletes (3)	Ekh/Kitley (1)	Kitley (3)	Amoore (39:58)	Wenzel (+7)
Houston Christian	W, 105-36	Kitley (23)	Strack (8)	Amoore (16)	Suffren/Wenzel (1)	Four athletes (2)	Amoore (27:26)	Amoore (+53)
UNC Greensboro	W, 72-51	Kitley (31)	Kitley (10)	Amoore (8)	Amoore/Ekh (1)	Kitley (3)	Amoore (36:47)	Kitley (+26)
vs. Kansas	W, 59-58	Kitley (31)	Kitley (18)	Amoore (7)	King (3)	Kitley (5)	Kitley (39:12)	King/Micheaux (+4)
vs. Tulane	W, 76-70	Amoore (24)	Kitley/Summiel (8)	Amoore (7)	Three athletes (1)	Kitley (2)	Amoore (40:00)	Kitley (+12)
at No. 7 LSU	L, 64-82	Amoore (25)	Kitley (11)	Amoore (3)	Kitley (1)	Strack/Summiel (1)	Amoore (40:00)	Summiel/Suffren (-1)
Long Island	W, 98-50	King (21)	Kitley (10)	Amoore (14)	King (3)	Amoore/Kitley (2)	King (32:31)	Amoore (+43)
Radford	W, 85-40	Kitley (16)	Kitley (13)	Kitley (5)	Baker (2)	Amoore/Strack (3)	Wenzel (25:52)	Amoore/Kitley (+41)
at Rutgers	W, 84-59	Ekh (25)	Summiel (11)	Amoore (8)	Ekh/King (1)	Amoore (2)	King (34:46)	Ekh/King (+25)
William & Mary	W, 76-43	Kitley (23)	Kitley (17)	Amoore (7)	King (2)	Kitley (2)	Kitley (34:56)	Amoore (+33)
Pitt*	W, 91-41	Amoore (20)	Summiel (11)	Ekh/Wenzel (4)	Three athletes (2)	Summiel (2)	Kitley (32:56)	Ekh (+47)
at Wake Forest*	W, 82-73	Kitley (27)	Kitley (12)	Amoore (10)	Three athletes (1)	Kitley (4)	Amoore (38:47)	Micheaux/King (+14)
No. 3 NC State*	W, 63-62	Kitley (27)	Kitley (12)	Amoore (7)	Amoore (2)	Kitley (2)	Amoore (40:00)	Wenzel (+12)
Miami*	W, 76-52	Kitley (31)	Kitley (11)	Amoore (6)	Amoore/Wenzel (2)	none	Amoore (34:13)	Amoore (+25)
at No. 21 Florida State*	L, 81-89	Kitley (30)	Kitley (12)	Amoore (8)	Wenzel (2)	Kitley (2)	King (39:22)	Strack (+5)
at Duke*	L, 46-63	Kitley (18)	Kitley (10)	Kitley/Wenzel (3)	Suffren/Ekh (2)	Kitley (2)	King (34:19)	Micheaux (+9)
Clemson*	W, 74-62	Kitley (31)	Summiel (9)	King (9)	Kitley (4)	Strack (3)	Kitley (38:57)	King (+16)
Georgia Tech*	W, 87-69	Kitley (29)	Kitley/Summiel (9)	Amoore (13)	multiple (1)	Kitley/Strack (2)	Amoore (34:31)	Kitley (+25)
at No. 22 Syracuse*	W, 75-62	Amoore (29)	Summiel (12)	Wenzel (4)	Kitley (2)	Kitley/Strack (2)	King (36:22)	Amoore (+21)
Virginia*	W, 76-63	Kitley (33)	Kitley (18)	Amoore (14)	Ekh (2)	Kitley (3)	Kitley/Amoore (40:00)	Ekh (+17)
at No. 24 North Carolina*	W, 70-61 (OT)	Amoore (21)	Kitley (15)	Amoore (11)	Kitley/Amoore (1)	Strack (2)	Amoore/Ekh (45:00)	Summiel (+13)
at No. 3 NC State*	W, 72-61	Kitley (25)	Kitley (13)	Amoore (10)	Kitley (3)	Kitley/Strack (2)	Amoore (38:49)	Amoore (+13)
Boston College*	W, 74-63	Amoore (26)	Kitley (15)	Amoore (4)	Three athletes (1)	Kitley/Strack (2)	Amoore (40:00)	Summiel (+15)
Duke*	W, 61-56	Kitley (34)	Kitley (12)	Amoore/Ekh (3)	Amoore (3)	Baker (2)	Amoore/Kitley (40:00)	Ekh/Baker (+9)
at No. 18 Louisville*	W, 86-70	Kitley (26)	Kitley (13)	Amoore (10)	Summiel/Wenzel (1)	Kitley/Strack (1)	Amoore (37:12)	King (+27)
North Carolina*	W, 74-62	Kitley (34)	Summiel (14)	Amoore (11)	Ekh (1)	Kitley/Strack (1)	Ekh (40:00)	Amoore (+23)
at No. 17 Notre Dame*	L, 58-71	Amoore (20)	Kitley (9)	Kitley/Ekh (3)	Ekh/Amore (2)	Kitley (4)	Kitley (40:00)	Strack (+5)
at Virginia*	W, 75-80	Amoore (39)	Kitley (9)	Three athletes (4)	Amoore (2)	Kitley (4)	Amoore (40:00)	King (+12)

VIRGINIA TECH SPECIALTY SCORING STATS

OPPONENT	Points off Turnovers		Points in the paint		2nd chance points		Fastbreak Points		Bench Points	
	VT-OPP	Margin	VT-OPP	Margin	VT-OPP	Margin	VT-OPP	Margin	VT-OPP	Margin
High Point	11-11	0	32-26	+6	17-4	+13	3-4	-1	18-15	+3
vs. No. 3 Iowa	19-12	+7	20-42	-22	13-10	-3	0-21	-21	16-14	+2
Houston Christian	14-2	+12	36-8	+28	22-2	+20	0-0	0	38-10	+28
UNC Greensboro	13-10	+3	34-26	+8	15-4	+11	4-2	+2	12-9	+3
vs. Kansas	10-17	-7	22-32	-10	10-8	+2	3-3	0	1-14	-13
vs. Tulane	14-12	+2	18-26	-8	14-5	+9	5-6	-1	16-11	+5
at No. 7 LSU	11-12	-1	30-32	-2	8-17	-9	4-12	-8	9-4	+5
Long Island	23-11	+12	34-28	+6	9-11	-2	8-9	-1	37-30	+7
Radford	25-11	+14	32-12	+20	21-11	+10	2-0	+2	30-28	+2
at Rutgers	11-10	+1	16-22	-6	22-10	+12	8-17	-9	18-15	+3
William & Mary	19-8	+11	26-16	+10	15-3	+12	5-2	+3	29-19	+10
Pitt*	24-7	+17	24-16	+8	10-4	+6	0-2	-2	32-9	+23
at Wake Forest*	14-24	-10	30-30	0	23-5	+18	11-4	+7	5-16	-11
No. 3 NC State*	10-5	+5	26-24	+2	8-3	+5	0-6	-6	6-8	-2
Miami*	18-10	+8	18-30	-12	10-10	0	6-8	-2	11-12	-1
at No. 21 Florida State*	5-8	-3	30-38	-8	11-5	+6	0-5	-5	7-3	+4
at Duke*	9-20	-11	14-30	-16	5-7	-2	0-19	-19	13-14	-1
Clemson*	14-19	-5	24-28	-4	8-8	0	3-0	-3	7-2	+5
Georgia Tech*	13-2	+11	30-24	+6	13-5	+8	0-0	0	16-32	-16
at No. 22 Syracuse*	12-9	+3	24-28	-4	7-10	-3	11-6	+5	8-8	0
Virginia*	8-6	+2	28-24	+4	19-10	+9	4-2	+2	5-20	-15
No. 24 North Carolina*	10-6	+4	6-24	-18	20-8	+12	5-10	-5	9-11	-2
No. 3 NC State*	6-10	-4	24-18	+6	11-8	+3	6-10	-4	8-6	+2
Boston College*	4-16	-12	32-34	-2	20-11	+9	0-6	-6	7-27	-20
Duke*	10-9	+1	28-14	+14	19-20	-1	0-3	-3	3-18	-15
No. 18 Louisville	4-11	-7	36-30	+6	9-4	+5	0-4	-4	13-15	-2
North Carolina*	4-14	-10	18-22	-4	5-7	-2	0-2	-2	5-13	-8
No. 17 Notre Dame	8-14	-6	16-34	-18	3-10	-7	2-18	-16	5-6	-1
Virginia	13-21	-8	24-34	-10	12-19	-7	6-10	-4	13-20	-7
TOTALS		+30		-20		+134		-101		-12

VIRGINIA TECH LEAD/DEFICIT BREAKDOWNS

OPPONENT	1Q SCORE		HALFTIME SCORE		3Q SCORE		4Q/FINAL		Largest Lead	Largest Deficit	Times Tied	Lead Changes	Time Led (Min)
	VT-OPP	Margin	VT-OPP	Margin	VT-OPP	Margin	VT-OPP	Margin					
High Point	38-15	+23	56-30	+26	76-45	+31	94-55	+39	41 (4Q 3:35)	0	0	0	39:41
No. 3 Iowa	18-15	+3	32-33	-1	48-53	-5	76-80	-4	7 (2Q 4:53)	12 (4Q 4:05)	5	11	7:28
Houston Christian	30-16	+14	61-23	+38	88-29	+59	105-36	+69	72 (4Q 2:12)	0	0	0	39:33
UNC Greensboro	17-16	+1	39-25	+14	56-41	+15	72-51	+21	26 (4Q 5:51)	2 (1Q 8:32)	5	4	35:08
Kansas	19-16	+3	32-31	+1	50-47	+3	59-58	+1	7 (2Q 8:51)	5 (1Q 7:48)	7	7	28:40
Tulane	19-15	+4	31-33	-2	56-51	+5	76-70	+6	7 (3Q 0:08)	6 (2Q 6:11)	7	12	23:02
No. 7 LSU	20-13	+7	35-29	-6	48-61	-13	64-82	-18	9 (1Q 3:27)	22 (4Q 1:01)	4	1	12:59
LIU	22-8	+14	45-13	+32	69-33	+36	98-50	+48	48 (4Q 0:11)	0	0	0	39:52
Radford	22-4	+18	48-22	+26	72-26	+46	85-40	+45	49 (4Q 6:20)	0	0	0	39:48
Rutgers	13-13	0	38-24	+14	56-39	+17	84-59	+25	25 (4Q 0:34)	3 (1Q 6:47)	4	6	32:17
William & Mary	13-14	-1	27-24	+3	47-33	+14	76-43	+33	33 (4Q 1:32)	8 (1Q 3:47)	2	7	28:13
Pitt*	22-5	+17	34-16	+18	65-29	+36	91-41	+50	51 (4Q 0:43)	0	0	0	38:58
Wake Forest*	19-15	+4	43-26	+17	64-55	+9	82-73	+9	21 (2Q 1:55)	2 (1Q 4:51)	3	2	36:47
NC State*	13-19	-6	25-28	-3	45-52	-7	63-62	+1	1 (4Q 1:28)	13 (3Q 5:22)	3	3	1:27
Miami*	14-14	0	40-24	+16	57-39	+18	76-52	+24	29 (4Q 1:30)	3 (1Q 2:22)	7	9	29:34
No. 21 Florida State*	19-27	-8	46-40	+6	65-64	+1	81-89	-8	8 (3Q 6:32)	12 (1Q 4:31)	2	2	11:47
at Duke*	18-7	+11	26-21	+5	34-48	-14	46-63	-17	12 (1Q 5:10)	20 (4Q 3:21)	0	1	21:24
Clemson*	16-12	+4	31-29	+2	53-45	+8	74-62	+12	13 (4Q 1:13)	5 (2Q 2:29)	2	4	34:31
Georgia Tech*	28-13	+15	46-35	+11	63-45	+18	87-69	+18	23 (4Q 6:29)	0	0	0	39:37
at No. 22 Syracuse*	23-9	+14	36-32	+4	55-47	+8	75-62	+13	14 (1Q 0:14)	2 (1Q 9:22)	1	3	36:57
Virginia*	21-18	+3	46-41	+5	63-46	+17	76-63	+13	19 (4Q 9:13)	2 (1Q 8:54)	1	1	38:01
No. 24 North Carolina*	15-12	+3	26-20	+6	39-39	0	70-61 (OT)	+9	9 (OT 0:32)	4 (1Q 2:56)	5	6	32:57
No. 3 NC State*	21-19	+2	37-33	+4	57-44	+13	72-61	+11	13 (3Q 0:02)	4 (2Q 7:32)	5	7	27:02
Boston College*	15-12	+3	37-29	+8	52-46	+6	74-63	+11	12 (3Q 7:13)	4 (1Q 7:46)	3	1	33:51
Duke*	15-14	+1	30-27	+3	42-42	0	61-56	+5	6 (1Q 2:12)	5 (2Q 7:54)	10	12	21:54
No. 18 Louisville*	20-13	+7	48-35	+13	70-54	+16	86-70	+16	19 (4Q 0:40)	2 (1Q 8:32)	2	1	37:58
North Carolina*	21-5	+16	33-27	+6	57-47	+10	74-62	+12	19 (4Q 3:25)	3 (1Q 8:23)	0	1	37:35
No. 17 Notre Dame*	16-17	-1	28-36	-8	47-53	-6	58-71	-13	3 (1Q 3:06)	14 (2Q 3:46)	1	8	4:20
Virginia*	16-17	-1	29-34	-5	54-56	-2	75-80	-5	6 (2Q 7:57)	6 (1Q 6:04)	10	11	10:05

2023-24 PHOTO ROSTER



1
CARLEIGH WENZEL
R-FR • GUARD • 6-0



2
GABBY BROOKS
FR • GUARD • 5-10



3
MACKENZIE NELSON
FR • GUARD • 5-8



4
ROSE MICHEAUX
JR • FORWARD • 6-2




5
GEORGIA MOORE
SR • GUARD • 5-6



10
CARYS BAKER
FR • FORWARD • 6-2



11
MATILDA EKH
JR • G/F • 6-0



12
SAMYHA SUFFREN
FR • GUARD • 5-8



13
CLARA STRACK
FR • CENTER • 6-5



20
OLIVIA SUMMIEL
GRAD • G/F • 6-2




22
CAYLA KING
GRAD • GUARD • 6-0



33
ELIZABETH KITLEY
GRAD • CENTER • 6-6



KENNY BROOKS
HEAD COACH



LINDSEY HICKS
ASSOCIATE HEAD COACH



RADVILE AUTUKAITE
ASSISTANT COACH



JAUWAN SCAIFE
ASSISTANT COACH




GREG WERNER
STRENGTH COACH



ERIN CASH
ATHLETIC TRAINER



TIM CLARK
CHIEF OF STAFF



CHASE SANCHEZ
VIDEO COORDINATOR



WILL SIMS
PLAYER PERSONNEL



MADDIE BAILEY
S-A ENGAGEMENT



KENDALL DILLARD
OPERATIONS ASSISTANT



CHARLOTTE LOWNDES
GRADUATE ASSISTANT