



# HOKIES

## 2019-20 Virginia Tech Men's Basketball Game Notes

### Game Info

Tuesday, Jan. 14 | Game 17  
LJVM Coliseum | Winston-Salem, N.C.

### On the Call

Will Fleming (PXP)  
Chris Spatola (Analyst)



### Schedule

#### INFORMATION

Virginia Tech  
Hokies



Record.....12-4, 3-2 ACC  
Starters R/L.....1/4  
Head Coach.....Mike Young  
Record at Tech (Years).....12-4 (1st)

Wake Forest  
Demon Deacons



Record.....8-7, 2-4 ACC  
Starters R/L.....4/1  
Head Coach.....Danny Manning  
Record at Wake (Years).....73-100 (6th)

#### NUMBERS TO KNOW

1

• After 16 games through the 2019-20 season, the Hokies find themselves with the No. 1 ranking nationally in committed turnovers per game with just 9.7 a contest

3

• Only three players in the ACC have scored at least 29 points in two or more games, including Tech's Landers Nolley, Louisville's Jordan Nwora and Notre Dame's John Mooney.

6

• Tech has held its last two opponents to just six made 3-pointers, which was below each teams' average coming into each game - Syracuse (9.75) and NC State (7.63).

#### PROJECTED STARTERS

#	Name	P	R	A	B	S
2	Landers Nolley (G/F)	17.9	5.8	2.5	0.3	0.9
3	Wabissa Bede (G)	5.6	4.0	6.3	0.3	1.1
4	Nahiem Alleyne (G)	9.1	2.6	1.5	0.3	0.4
14	P.J. Horne (F)	8.2	4.6	0.5	0.5	0.6
23	Tyrece Radford (G)	8.4	6.1	1.3	0.4	0.9

#### AT THE RIM

- Hitting the road for the third time this month, the Virginia Tech men's basketball rides a two-game winning streak into its matchup at Wake Forest on Tuesday at 9 p.m. ET.
- And the Hokies own a three-game winning streak against the Demon Deacons, winning six out of the last seven contests. Last season, Tech won by 16 in Blacksburg. (More on page 5)
- Tech leads the all-time series versus the Deacs 35-31, but is 9-17 in Winston-Salem. The Hokies have won the last two games in Winston, though (2018, 2015).
- Mike Young is 1-0 versus Wake, winning on Jan. 2, 2012 at Lawrence Joel Veterans Memorial Coliseum by a score of 56-52, and has never faced Danny Manning.

#### WHO TO WATCH



- Redshirt freshman Landers Nolley poured in the second-most points of his career with 29 against NC State.
- The guard/forward made four 3-pointers and went 9 of 10 from the charity stripe, while pulling down seven rebounds.

- Slashing to the basket practically at will, guard Tyrece Radford went to work in the lane versus the Wolfpack, scoring a career-high 18 points.
- Of his 18 points, 14 came off of layups, two from a fastbreak dunk and the other two from the free-throw line. He also had nine boards.



#### LAST TIME OUT

- The Hokies got in a 10-0 hole to begin the game, but a 13-0 run gave them the lead and they never looked back, winning by 14 points.
- Tech outscored the Wolfpack 15-4 in transition and held them to shooting 32 percent from the field and 20 percent from downtown.

#### NOVEMBER

5	AT CLEMSON* (ESPNU)	W, 67-60
8	COPPIN STATE (ACCNX)	W, 74-42
13	USC UPSTATE (ACCNX)	W, 80-57
16	LEHIGH (ACCNX)	W, 79-53
20	DELAWARE STATE (ACCNX)	W, 100-64
25	(1) VS. NO. 3/3 MICHIGAN STATE (ESPN2)	W, 71-66
26	(1) VS. [RV/---] DAYTON (ESPN)	L, 89-62
27	(1) VS. BYU (ESPN2)	L, 90-77

#### DECEMBER

6	NO. 10/8 DUKE* (ACCN)	L, 77-63
11	CHATTANOOGA (ACCN)	W, 63-58
15	GARDNER-WEBB (ACCNX)	W, 73-46
21	VMI (ACCN)	W, 64-55
29	MARYLAND EASTERN SHORE (RSN)	W, 92-37

#### JANUARY

4	AT NO. 19/19 VIRGINIA* (RSN)	L, 65-39
7	AT SYRACUSE* (ACCN)	W, 67-63
11	NC STATE* (RSN)	W, 72-58
14	AT WAKE FOREST* (ACCN)	9 P.M.
18	SYRACUSE* (RSN)	NOON
22	NORTH CAROLINA* (ACCN)	8 P.M.
25	AT BOSTON COLLEGE* (ESPN2/ESPNU)	2 P.M.
28	AT MIAMI (FLA.)* (ACCN)	8 P.M.

#### FEBRUARY

1	NO. 10/10 FLORIDA STATE* (RSN)	4 P.M.
4	AT GEORGIA TECH* (ESPN/ESPN2/ESPNU/ACCN)	7 P.M.
8	BOSTON COLLEGE* (RSN)	NOON
15	PITT* (ACCN)	6/8 P.M.
19	MIAMI (FLA.)* (RSN)	9 P.M.
22	AT NO. 2/2 DUKE* (ESPN/ESPN2/ESPNU/ACCN)	4 P.M.
26	NO. 18/18 VIRGINIA* (ESPN/ESPN2/ESPNU/ACCN)	7 P.M.

#### MARCH

1	AT NO. 13/11 LOUISVILLE* (ACCN)	6 P.M.
4	CLEMSON* (ACCN)	7 P.M.
7	AT NOTRE DAME* (ACCN)	2/4 P.M.
10-14	(2) VS. TBA (ESPN/ESPN2/ACCN)	TBA

\* ACC GAME | AP POLL RANKING/COACHES POLL RANKING

1 - MAUI JIM MAUI INVITATIONAL (MAUI, HAWAII)  
2 - ACC TOURNAMENT (GREENSBORO, N.C.)

#### VIRGINIA TECH CONTACT INFO

Lance Dozier | Phone: (507) 993-1898 | Email: lance17@vt.edu  
Assistant Director, Strategic Communications  
Matt Johnson | Phone: (336) 692-2690 | Email: mattj3@vt.edu  
Student Assistant, Strategic Communications

### Social



@HokiesMBB



@HokiesMBB



/HokieSports



**AP Top 25 Poll - Week 11**

Jan. 13 | *Opponents in italics*

#	Team (1st place)	Record	Points
1	Gonzaga (30)	18-1	1574
2	Baylor (31)	13-1	1567
3	<i>Duke (4)</i>	15-2	1529
4	Auburn	15-0	1359
5	Butler	15-1	1299
6	Kansas	12-3	1286
7	San Diego State	17-0	1266
8	Oregon	14-3	1163
9	<i>Florida State</i>	14-2	1093
10	Kentucky	12-3	960
11	<i>Louisville</i>	13-3	943
12	West Virginia	13-2	911
13	<i>Dayton</i>	14-2	842
14	Villanova	12-3	822
15	<i>Michigan State</i>	13-4	735
16	Wichita State	15-1	629
17	Maryland	13-3	616
18	Seton Hall	12-4	496
19	Michigan	11-5	358
20	Colorado	13-3	345
21	Ohio State	11-5	270
22	Memphis	13-3	232
23	Texas Tech	10-5	111
24	Illinois	12-5	109
25	Creighton	13-4	97

**Receiving Votes:** Iowa 88, Stanford 77, Arkansas 65, Indiana 50, *Virginia 41*, Penn State 36, LSU 30, Arizona 20, Wisconsin 19, Liberty 11, UNI 10, Purdue 10, Washington 9, Duquesne 9, Rutgers 8, TCU 8, **Virginia Tech 5**, Houston 4, Oregon State 4, BYU 3, East Tennessee State 2, Akron 1, Harvard 1, USC 1, Saint Mary's 1

**Coaches Top 25 Poll - Week 11**

Jan. 13 | *Opponents in italics*

#	Team (1st place)	Record	Points
1	Gonzaga (16)	18-1	775
2	Baylor (10)	13-1	764
3	<i>Duke (3)</i>	15-2	757
4	Auburn	15-0	685
5	Butler	15-1	660
6	San Diego State	17-0	622
7	Kansas	12-3	586
8	Oregon	14-3	543
9	<i>Florida State</i>	14-2	508
10	Louisville	13-3	469
11	<i>Dayton</i>	14-2	452
12	Kentucky	12-3	449
13	<i>West Virginia</i>	13-2	432
14	Michigan State	13-4	391
15	<i>Villanova</i>	12-3	356
16	Wichita State	15-1	309
17	Maryland	13-3	301
18	Seton Hall	12-4	279
19	Ohio State	11-5	137
20	Michigan	11-5	131
21	Colorado	13-3	120
22	Memphis	13-3	73
23	Texas Tech	10-5	72
24	Iowa	11-5	60
25	Stanford	14-2	59

**Receiving Votes:** Creighton 53, Virginia 51, Arkansas 44, Indiana 38, Arizona 37, Illinois 33, Penn State 23, LSU 22, Rutgers 19, Houston 18, Wisconsin 17, Purdue 15, Northern Iowa 10, TCU 7, Saint Mary's 6, Marquette 6, Xavier 4, New Mexico 3, Liberty 2, Providence 1, Yale 1

**GENERAL INFORMATION**

University Name	Virginia Tech
Location	Blacksburg, Va.
Founded	1872
Enrollment	34,000
President	Dr. Timothy Sands
Director of Athletics	Whit Babcock
Nickname	Hokies
Mascot	Hokie Bird
Colors	Chicago Maroon and Burnt Orange
Affiliation	NCAA Division I
Conference	Atlantic Coast
Home Court	Cassell Coliseum
Capacity	9,275

**INFORMATION**

2018-19 Record	26-9
Conference Record/Finish	12-6 (5th in ACC)
Starters Returning/Lost	1/4
Letterwinners Returning/Lost	4/5
Newcomers	8 (4 freshmen, 2 redshirts, 1 transfer, 1 walk-on)

**STAFF**

Head Coach	Mike Young (Emery & Henry, 1986)
Virginia Tech Record/Years	12-4 / First season
Overall Record/Years	311-248 / 18 years
Associate Head Coach	Chester Frazier (Illinois, 2009)
Assistant Coach	Antwon Jackson (Pikeville, 1993)
Assistant Coach	Christian Webster (Harvard, 2013)
Chief of Staff	Stephanie Ballein (Virginia Tech, 1990, 1995)
Special Assistant to the Head Coach	Kevin Giltner (Wofford, 2012)
Special Assistant for Recruiting	Matt Olinger (Liberty, 2007)
Director of Player Personnel	Ryan Nadeau (Michigan State, 2016)
Director, Sports Medicine	Hisham Ziyout (Salisbury, 2015)
Coordinator of Basketball Relations	Ace Custis (Virginia Tech, 1997)
Senior Director, Strength & Conditioning	David Land (App State, 2011)
Assistant Director, Equipment Services	Bruce Garnes (Virginia Tech, 1994, 1996)
Graduate Assistant	Chakiris Moss (Greensboro, 2013)
Graduate Assistant	Will Stigall (Wofford, 2019)
Administrative Assistant	Isabelle Schneiderman (Virginia Tech, 2019)

**ROSTER**

No.	Name	Pos.	Ht.	Wt.	Cl.	Hometown	High School/Last School
0	Hunter Cattoor	G	6-3	205	Fr.	Orlando, Fla.	Bishop Moore
1	Isaiah Wilkins	G	6-4	225	So.	Winston-Salem, N.C.	Mount Tabor
2	Landers Nolley II	G/F	6-7	225	r-Fr.	Atlanta, Ga.	Langston Hughes
3	Wabissa Bede	G	6-0	200	Jr.	North Andover, Mass.	Cushing Academy
4	Nahiem Alleyne	G	6-3	195	Fr.	Buford, Ga.	Mountain View
10	Jonathan Kabongo	G	6-4	195	So.	Toronto, Canada	Thornlea Secondary
11	Brendan Palmer	G	6-4	195	So.	Winston-Salem, N.C.	Forsythe Country Day
13	Grant Yates	F	6-8	210	So.	Gainesville, Va.	Battlefield/Christopher Newport
14	P.J. Horne	F	6-6	225	Jr.	Tifton, Ga.	Tift County
15	Jalen Cone	G	5-10	170	Fr.	Walkertown, N.C.	Walkertown
21	John Ojiako	F	6-10	240	Fr.	Lagos, Nigeria	Admiral Farragut
22	Keve Aluma	F	6-9	240	Jr.	Berlin, Md.	Stephen Decatur/Wofford
23	Tyrece Radford	G	6-1	205	r-Fr.	Baton Rouge, La.	McKinley
24	Branden Johnson	F	6-8	230	Gr.	Garfield Heights, Ohio	Garfield Heights/Alabama St.
25	Ryan Payne	F	6-8	220	Jr.	Mechanicsville, Va.	Hanover

**PRONUNCIATIONS**

Nahiem Alleyne	na-HEEM ah-LEAN	Jonathan Kabongo	kuh-BONGO
Keve Aluma	Kev-aye	Landers Nolley II	NAH-lee
Wabissa Bede	wa-BEE-sah BEE-dee	John Ojiako	OH-gee-ah-co
Hunter Cattoor	cuh-TOUR	Tyrece Radford	TIE-reese





**2019-20 ACC Standings**

#	Team	Overall	ACC	Pct.
1.	No. 2/2 Duke	15-1	5-0	.938
2.	No. 10/10 Florida State	14-2	4-1	.875
	No. 13/11 Louisville	13-3	4-1	.813
4.	<b>Virginia Tech</b>	<b>12-4</b>	<b>3-2</b>	<b>.750</b>
	No. 18/18 Virginia	11-4	3-2	.733
	Boston College	9-7	3-2	.563
7.	Georgia Tech	8-8	3-3	.500
8.	Pitt	11-5	2-3	.688
	NC State	11-5	2-3	.688
	Syracuse	9-7	2-3	.563
	Clemson	8-7	2-3	.533
	Miami (Fla.)	10-5	2-3	.667
13.	Notre Dame	10-6	1-4	.625
	Wake Forest	8-7	1-4	.533
	North Carolina	8-8	1-4	.500

**2019-20 Preseason ACC Coaches' Poll**

#	Team (First-place votes)	Points
1.	Duke (51)	1564
2.	North Carolina (19)	1493
3.	Louisville (29)	1448
4.	Virginia (12)	1405
5.	Florida State	1157
6.	NC State	1038
7.	Notre Dame	915
8.	Syracuse	910
9.	Miami (Fla.)	768
10.	Pitt	577
11.	Clemson	564
12.	Georgia Tech	437
13.	Boston College	382
14.	<b>Virginia Tech</b>	<b>334</b>
15.	Wake Forest	328

**Preseason All-ACC Team**

**First Team**

Jordan Nwora, Louisville, 95  
 Tre Jones, Duke, 89  
 Cole Anthony, North Carolina, 81  
 John Mooney, Notre Dame, 51  
 Mamadi Diakite, Virginia, 49

**Second Team**

Markell Johnson, NC State, 39  
 Vernon Carey Jr., Duke, 19  
 Chris Lykes, Miami, 18  
 Garrison Brooks, North Carolina, 11  
 Trent Forrest, Florida State, 11

**Preseason ACC Freshman of the Year**

Cole Anthony, North Carolina, 89  
 Vernon Carey Jr., Duke, 8  
 Wendell Moore Jr., Duke, 5  
 Casey Morsell, Virginia, 3  
 Cassius Stanley, Duke, 3  
 Matthew Hurt, Duke, 3

**Preseason ACC Player of the Year**

Jordan Nwora, Louisville, 55  
 Cole Anthony, North Carolina, 31  
 Tre Jones, Duke, 19  
 John Mooney, Notre Dame, 3  
 Mamadi Diakite, Virginia, 2  
 Markell Johnson, NC State, 1

**A WIN WOULD**

- Be Tech's fourth straight victory over Wake Forest.
- Mark Tech's second straight season of beginning ACC play 4-2. Last year's losses were to Virginia and North Carolina, with both being on the road.
- Give Coach Young a perfect 2-0 record against the Demon Deacons and 1-0 mark vs. Danny Manning.

**ANOTHER ONE**

- Landers Nolley earned his fifth ACC Freshman of the Week on Monday, which is the most by a Tech freshman since the school joined the league in '04.
- He averaged 21 points, six rebounds and 2.5 assists per game last week vs. 'Cuse and NC State.
- It hasn't been that long since an ACC freshman has won the award five times, with Duke's Zion Williamson and North Carolina's Coby White winning it five times last year.
- The record for most times winning it is 10, with North Carolina's Tyler Hansbrough (2005-06), Georgia Tech's Kenny Anderson (1989-90) and Duke's Jabari Parker (2013-14) all being tied with 10.

**BACK HOME**

- Three Hokies will be back in their stopping grounds when Tech plays Wake Forest Tuesday, including freshman Jalen Cone (Walkertown, N.C.) and sophomores Isaiah Wilkins and Brendan Palmer - both are from Winston-Salem.
- As expected, all three will have friends and family in attendance and Cone will have over 20-plus.

**CHARITY STRIPE**

- Tech was shooting just 66.9 percent from the free-throw line and made it there only 13.6 times a game through the first 12 games of the season.
- But since then (Dec. 29-Jan. 11), the Hokies have had an uptick in percentage and attempts over their last four games, shooting 81.9 percent and averaging 18.9 trips to the charity stripe a game.
- The Hokies are coming off their best game yet at the line, going 19 of 21 for a season-high 90.5 percent versus NC State.

**DOUBLE-DIGITS, DÉJÀ VU**

- The Hokies for the second straight game came back from a double-digit deficit, marking the first time doing so since 2017.
- Tech trailed 10-0 to start the NC State contest, then ripped off a 13-0 run to take a lead it would not relent.
- Earlier in the week at Syracuse, the 11-point deficit was Tech's largest comeback of the season and marked its biggest comeback since Nov. 18, 2018 versus then-No. 23 Purdue (12 points).
- The last time Tech had consecutive games of trailing by 10 or more and coming back to win was on Feb. 12, 2017 versus Virginia (14 points) and Feb. 14, 2017 against Pitt (13).

**OUT OF TIMEOUTS**

- Tech has gotten off to slow starts - hence the double-digit deficits the last two games in the first half - as of late, but a key timeout has spurred the squad in both wins.
- With two minutes to go before halftime in the Syracuse game, Tech faced its biggest deficit of the entire game at 11 points. After a quick timeout by Coach Young, the Hokies went on a 6-0 run make it a five-point game right before half.
- In similar fashion in its next game, Tech was down 10-0 to start the matchup with the Wolfpack, causing Young to burn a timeout at the 16:23 mark.
- And once again, the Hokies ripped off a run (13-0) to put the game back in the balance.

**20 LIKE IT'S NOTHIN'**

- Only 33 players in high-major conferences have racked up five or more 20-point games this season, including Tech's Landers Nolley.
- Of the 33, five reside in the ACC.

Player	20+ G	PPG	GP
Jordan Nwora (Louisville)	10	20.8	16
Vernon Carey Jr. (Duke)	7	17.4	16
Elijah Hughes (Syracuse)	6	19.5	16
Landers Nolley (Virginia Tech)	6	17.9	16
Michael Devoe (Georgia Tech)	5	16.1	16

**FIVE-SPOT TWICE**

- The Hokies are the only high-major school (87 total) to boast two players that have had at least two games of making five or more 3s, with Jalen Cone and Landers Nolley.

**DIAPER DANDIES**

- The ACC has arguably the best two scorers in the nation among the freshman class, with Duke and Tech being in the mix.
- The Hokies' Landers Nolley and the Blue Devils' Vernon Carey Jr. are in the top five.

Player	Points/g	Points	G
Anthony Edwards (Georgia)	18.7	280	15
Isaiah Stewart (Washington)	18.2	309	17
Landers Nolley (VT)	17.9	286	16
Vernon Carey Jr. (Duke)	17.4	279	16
Onyeka Okongwu (USC)	16.9	253	15

**RECAPPIN' SYRACUSE**

- Tech went into the Syracuse came away with its second ACC road victory of the season and its second-ever in the Carrier Dome (Fairfield, 2000 in a neutral-site game).
- After starting out slow and trailing by nine points with 12 minutes remaining in the second half, the Hokies took it to another level and attacked the 2-3 zone with a mix of triples and buckets at the glass.
- Trailing by as many as seven points with four minutes left, 'Cuse cut it to a one-possession game four times but the Hokies always punched back.
- Interestingly enough, Tech had a season-low 14 points scored in the paint, but assisted on 20 of 21 made field goals.
- That assist percentage (95.2%) is the second-highest clip in a DI game this year.



**LAST TIME TEAM...**

Tech scored 100 points and won: 103-79, vs. Washington, 11-17-17  
 Tech scored 100 points and lost: 100-104 2OT vs. Maryland, 2-27-10  
 Tech played in overtime: 63-65, OT, vs. Florida State (ACC Tournament), 3-14-19  
 Tech played in consecutive overtime games: 82-77 vs. UAB, 11-28-15 & 79-81 vs. Northwestern, 12-1-15  
 Tech played 2 OT: 80-78, 2OT, vs. Virginia, 2-12-17  
 Tech played 3 OT: 86-90 at WVU, 2-2-83  
 Tech scored 100+ points: 100-64 vs. Delaware State, 11-20-19  
 Tech scored 90-99 points: 92-37 vs. Maryland Eastern Shore, 12-29-19  
 Tech scored 80-89 points: 80-57 vs. USC Upstate, 11-13-19  
 Tech scored 70-79 points: 72-58 vs. NC State, 1-11-20  
 Tech scored 60-69 points: 67-63 at Syracuse, 1-7-20  
 Tech scored 50-59 points: 58-64 vs. Virginia, 2-18-19  
 Tech scored 40-49 points: 47-24 at NC State, 2-2-19  
 Tech scored 30-39 points: 39-65 at No. 19/19 Virginia, 1-4-20  
 Tech scored 20-29 points: 27-40 at McGuire Hospital, 2-2-46  
 Tech scored 10-19 points: 16-45 at Virginia, 1-30-39  
 Tech scored less than 10 points: 9-29 vs. North Carolina, 1-12-35  
 Tech allowed 100+ points: 82-103 at North Carolina, 1-21-19  
 Tech allowed 90-99 points: 77-90 vs. BYU, 11-27-19  
 Tech allowed 80-89 points: 62-89 vs. Dayton, 11-26-19  
 Tech allowed 70-79 points: 63-77 vs. No. 10/8 Duke, 12-16-19  
 Tech allowed 60-69 points: 67-63 at Syracuse, 1-7-20  
 Tech allowed 50-59 points: 72-58 vs. NC State, 1-11-20  
 Tech allowed 40-49 points: 73-46 vs. Gardner-Webb, 12-15-19  
 Tech allowed 30-39 points: 92-37 vs. Maryland Eastern Shore, 12-29-19  
 Tech allowed 20-29 points: 47-24 at NC State, 2-2-19  
 Tech allowed 10-19 points: 60-19 vs. Lynchburg College, 1-9-46  
 Tech allowed less than 10 points: 28-9 vs. Hampden-Sydney, 1-17-23  
 Tech scored at least 60 points in a half: 66, 2nd half, vs. The Citadel, 11-12-17  
 Largest margin of victory: 83 points vs. Randolph Macon Academy, 87-4, 1-10-1911  
 Largest margin of victory in an ACC game: 29 points vs. Wake Forest, 94-65, 1-15-11  
 Tech defeated a ranked opponent on the road: 47-24 at No. 23/22 NC State, 2-2-19  
 Tech defeated a ranked opponent at home: 77-72 vs. No. 3/2 Duke, 2-26-19  
 Tech defeated a ranked opponent on a neutral court: 71-66 vs. No. 3 Michigan State, 11-25-19, Maui  
 Tech defeated a defending national champion: 80-69 vs. North Carolina, 1-22-18  
 Tech held opponent without a double-figure scorer: 65-47 vs. Miami, ACC Tournament, 3-12-09  
 No Tech player scored in double figures: 41-57 vs. Temple, 2-25-96  
 Tech had six players score in double figures: at Boston College, 2-25-17  
 Tech had seven players score in double figures: vs. The Citadel, 12-17-16  
 Tech did not make a 3-point field goal: at Providence, 2-1-03  
 Tech's opponent did not make a 3-point field goal: at NC State, 2-10-10  
 Tech did not shoot a free throw in the first half: vs. Lehigh, 11-16-19  
 Tech did not shoot a free throw in the second half: vs. Virginia, 12-5-10  
 Tech's opponent did not shoot a free throw: vs. VMI, 12-21-19  
 Tech held an opponent under 10 points in a half: 9 points, vs. Eastern Michigan, 12-22-11  
 Tech held an opponent under 20 points in a half: 12 points, vs. Coppin State, 11-8-19  
 Tech had double-figures in blocked shots: 13, 87-82, vs. West Virginia, 11-12-13  
 Tech came back from a double-figure deficit to win: 10 points vs. NC State, 1-11-20  
 Lost a double-digit lead: 12 points vs. No. 10/8 Duke, 12-6-19  
 Tech led by 20 or more points at half time of a game: 23 points vs. Maryland Eastern Shore, 12-29-19  
 Tech had 20-29 assists in a game: 20 vs. Maryland Eastern Shore, 12-29-19  
 Tech had 30 or more assists: 36 vs. The Citadel, 11-12-17  
 Tech won a neutral-court game (no tourney): 73-61 vs. Washington (Atlantic City, N.J.), 12-15-18  
 Tech held a team under 20 percent from the field: 16.7% at NC State, 2-2-19  
 Tech won an NCAA Tournament game: 67-58 vs. Liberty (NCAA Tournament), 3-24-19

**LAST TIME PLAYER...**

A Tech player recorded a triple-double: Chris Clarke (13 pts./12 rebs./10 ast.) vs. The Citadel, 12-17-16  
 Two Tech players recorded double-doubles in a game: Kerry Blackshear Jr. (22 pts./15 rebs.) & Chris Clarke (15 pts./10 rebs.) vs. The Citadel, 11-12-17  
 Two Tech players recorded double-doubles in consecutive games: vs. UNC, ACC Tournament, 3-13-09 and vs. Duquesne, NIT, 3-18-09  
 Tech player had five or more steals: Nickeil Alexander-Walker (6) vs. Miami (Fla.), 1-30-19  
 Tech player had 10 or more assists in a game: Wabissa Bede (10) vs. Delaware State, 11-20-19  
 Tech player had 20 or more rebounds in a game: Jeff Allen (21) vs. Longwood, 12-14-08  
 Two Tech players had double figures in rebounds: Kerry Blackshear Jr. (15 rebs.) & Chris Clarke (10 rebs.) vs. The Citadel, 11-12-17  
 Two Tech players had five or more assists: Wabissa Bede (6) & Tyrece Radford (5) vs. UMES 12-29-19  
 Three Tech players had five or more assists: Chris Clarke (10) Justin Robinson (6), Seth Allen (6) vs. The Citadel, 12-17-16  
 Four Tech players had five or more assists: Kerry Blackshear (8), Devin Wilson (7), Justin Robinson (7), Chris Clarke (5) vs. The Citadel, 11-12-17  
 Three Tech players had five or more 3-pointers: Nahiem Alleyne (5), Jalen Cone (5), Isaiah Wilkins (5) vs. Delaware State, 11-20-19  
 Two Tech players scored 20 or more points: Nickeil Alexander-Walker (25 points) & Kerry Blackshear Jr. (20 points) vs. Boston College, 1-5-19  
 Three Tech players scored 20 or more points: Nickeil Alexander-Walker (25 points), Ahmed Hill (23 points) and Justin Robinson (23 points) vs. Purdue, 11-18-18  
 Same two Tech players scored 20 or more points in consecutive games: Nickeil Alexander-Walker & Kerry Blackshear Jr., 11-10 & 11-12-17  
 Tech freshman scored 20 or more points in a game: 22, Nahiem Alleyne, vs. Chattanooga, 12-11-19  
 Two Tech freshmen scored in double figures in a game: Jalen Cone (10 points) & Landers Nolley (29 points) vs. NC State, 1-11-20  
 Three Tech freshmen scored in double figures in a game: Landers Nolley (29 points), Tyrece Radford (18), Jalen Cone (10) vs. NC State, 1-11-20  
 Tech player scored 30-39 points in a game: 30, Landers Nolley at Clemson, 11-5-19  
 Tech player scored 40-49 points in a game: 41, Dorengo Hudson vs. Seton Hall, 1-2-10  
 Tech player scored 50+ points in a game: 51, Binbo Coles vs. Southern Miss., 2-6-88  
 Tech player had consecutive double-doubles: Kerry Blackshear Jr., 2-18-19, 2-23-19 & 2-26-19  
 Tech player had three consecutive double-doubles: Kerry Blackshear Jr., 2-18-19, 2-23-19 & 2-26-19  
 Tech freshman had consecutive double-doubles: Kerry Blackshear Jr., 12-13-15 & 12-19-15  
 Tech player had seven consecutive double-doubles: Jeff Allen, 1-25-11, 1-30-11, 2-2-11, 2-5-11, 2-13-11, 2-15-11 & 2-19-11  
 Tech allowed a triple-double: Dennis Smith Jr. (27 pts., 11 rebs., 11 assists), at NCSU, 1-4-17  
 Tech had a walk-on score in double figures: Christian Beyer, 13 pts., vs. Alabama A&M, 12-14-14

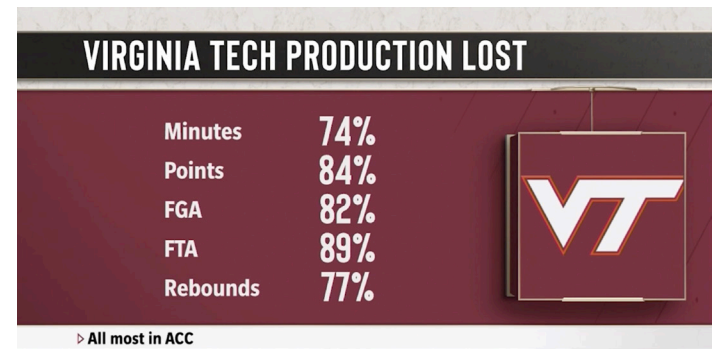
**What's a Hokie?**



The answer leads all the way back to 1896 when Virginia Agricultural and Mechanical College changed its name to Virginia Polytechnic Institute. With the change came the necessity for writing a new cheer and a contest for such a purpose was held by the student body.

Senior O.M. Stull won first prize for his "Hokie" yell which is still used today. Later, when asked if "Hokie" had any special meaning, Stull explained the word was solely the product of his imagination and was used only as an attention-getter for his yell. It soon became a nickname for all Tech teams and for those people loyal to Tech athletics.

The official university school colors - Chicago Maroon and Burnt Orange - also were introduced in 1896. The colors were chosen by a committee because they made a 'unique combination' not worn elsewhere at the time. The official definition of "hokie" is "a loyal Virginia Tech Fan".



**'19 CLASS OF HIGH-MAJOR COACHES**

- Out of the seven high-major conferences (ACC, American, BIG EAST, B1G, Big 12, Pac-12 and SEC), there are 14 new head coaches for the 2019-20 season.
- Virginia Tech coach Mike Young is just one of six coaches that were a mid-major coach to jump up to the big leagues, joining Alabama's Nate Oats (Buffalo), Arkansas' Eric Musselman (Nevada), Tulane's Ron Hunter (Georgia State) and Washington State's Kyle Smith (San Francisco).
- Of the 14 new coaches, Young was the longest-tenured coach to leave, following his 17-year stint as the head guy at Wofford.
- The NBA saw three of its coaches jump into the college ranks, with Michigan's Juwon Howard (Miami Heat), Nebraska's Fred Hoiberg (Chicago Bulls) and Vanderbilt's Jerry Stackhouse (Memphis Grizzlies).
- In this cycle, only one assistant coach was promoted from within and that was Temple's Aaron McKie, who served as an assistant under Fran Dunphy for five seasons in Philadelphia.
- While former Hokie coach Buzz Williams, who is now at Texas A&M, was one of just two coaches this offseason to jump ship and go high-major for high-major, with UCLA's Mick Cronin (Cincinnati) being the other.
- A full breakdown of the 14 coaches this cycle is below, with the SEC welcoming the most among the seven leagues with four. The Big 12 was the lone conference not to have a new head coach this offseason.

School	Name	Previous Team
Alabama	Nate Oats	Buffalo (HC)
Arkansas	Eric Musselman	Nevada (HC)
Cal	Mark Fox	*Georgia (HC)
Cincinnati	John Brannen	Northern Kentucky (HC)
Michigan	Juwon Howard	Miami Heat (NBA Assistant)
Nebraska	Fred Hoiberg	Chicago Bulls (NBA HC)
St. John's	Mike Anderson	Arkansas (HC)
Temple	Aaron McKie	Temple (Assistant)
Texas A&M	Buzz Williams	Virginia Tech (HC)
Tulane	Ron Hunter	Georgia State (HC)
UCLA	Mick Cronin	Cincinnati (HC)
Vanderbilt	Jerry Stackhouse	Memphis Grizzlies (NBA Assistant)
Virginia Tech	Mike Young	Wofford (HC)
Washington State	Kyle Smith	San Francisco (HC)

\* Coach Mark Fox last coached Georgia in 2017-18.



**RECORD WHEN...**

Leading at the half:	10-2
Trailing at the half:	2-2
Tied at the half:	0-0
Playing Overtime:	0-0
Shooting 50% or better:	2-1
Shooting between 40-49.9%:	6-2
Shooting less than 40%:	4-1
Opponents shoot 50% or better:	0-2
Opponents shoot less than 50%:	12-2
VT outrebounds its opponent:	7-0
Opponent outrebounds VT:	5-4
Teams are tied in rebounds:	0-0
VT shoots 70% FT or better:	8-1
VT shoots less than 70% FT:	4-3
Scoring less than 50 points:	0-1
Scoring 50-59 points:	0-0
Scoring 60-69 points:	4-2
Scoring 70-79 points:	5-1
Scoring 80-89 points:	1-0
Scoring 90 or more points:	2-0
Allowing less than 30 points:	0-0
Allowing 30-39 points:	1-0
Allowing 40-49 points:	2-0
Allowing 50-59 points:	5-0
Allowing 60-69 points:	4-1
Allowing 70-79 points:	0-1
Allowing 80-89 points:	0-1
Allowing 90 or more points:	0-1
Game decided by 1-4 points or OT:	1-0
Game decided by 5-10 points:	4-0
Game decided by 11+ points:	7-4
Playing in the morning:	0-0
Playing at night:	7-2
Playing in the afternoon:	5-2
Playing on Monday:	1-0
Playing on Tuesday:	2-1
Playing on Wednesday:	3-1
Playing on Thursday:	0-0
Playing on Friday:	1-1
Playing on Saturday:	3-1
Playing on Sunday:	2-0
Playing in November:	6-2
Playing in December:	4-1
Playing in January:	2-1
Playing in February:	0-0
Playing in March:	0-0

**LAST TIME OUT VS. WAKE FOREST**



Official Basketball Box Score -- Game Totals -- Final Statistics  
**Wake Forest vs Virginia Tech**  
**01/19/19 4:00 pm at**



**Wake Forest 71 • 8-9**

##	Player	Total			3-Ptr			Rebounds			PF	TP	A	TO	Blk	Stl	Min
		FG-FGA	FG-FGA	FT-FTA	FG-FGA	FG-FGA	FT-FTA	Off	Def	Tot							
10	Jaylen Hoard	f	1-3	0-1	5-6	4	3	7	0	7	1	2	0	1	36		
30	Olivier Sarr	c	2-2	0-0	3-3	3	3	6	4	7	1	1	0	0	18		
00	Brandon Childress	g	7-12	5-9	9-11	0	2	2	3	28	2	4	0	2	40		
02	Sharone Wright, Jr.	g	1-3	0-1	1-4	1	3	4	4	3	1	5	0	0	26		
23	Chaundee Brown	g	3-10	0-3	0-0	2	2	4	1	6	3	0	0	0	33		
01	Isaiah Mucius		2-12	2-7	2-4	2	3	5	1	8	0	1	0	0	24		
04	Torry Johnson		2-5	1-2	2-4	0	2	2	1	7	0	1	0	0	13		
20	Michael Wynn		0-1	0-1	5-6	0	0	0	4	5	0	0	0	0	10		
	<b>Team</b>					<b>2</b>	<b>1</b>	<b>3</b>			<b>2</b>						
	<b>Totals</b>		<b>18-48</b>	<b>8-24</b>	<b>27-38</b>	<b>14</b>	<b>19</b>	<b>33</b>	<b>18</b>	<b>71</b>	<b>8</b>	<b>16</b>	<b>0</b>	<b>3</b>	<b>200</b>		

FG % 1st Half: 7-22 31.8% 2nd half: 11-26 42.3% Game: 18-48 37.5% Deadball Rebounds 8,1  
 3FG % 1st Half: 4-11 36.4% 2nd half: 4-13 30.8% Game: 8-24 33.3%  
 FT % 1st Half: 14-20 70.0% 2nd half: 13-18 72.2% Game: 27-38 71.1%

**Virginia Tech 87 • 15-2**

##	Player	Total			3-Ptr			Rebounds			PF	TP	A	TO	Blk	Stl	Min
		FG-FGA	FG-FGA	FT-FTA	FG-FGA	FG-FGA	FT-FTA	Off	Def	Tot							
14	P.J. Horne	f	1-2	0-0	0-0	1	0	1	2	2	0	0	0	1	11		
24	Kerry Blackshear Jr.	f	4-7	1-3	2-3	1	3	4	3	11	1	1	4	0	37		
04	N. Alexander-Walker	g	7-12	3-7	7-9	1	6	7	4	24	4	2	0	1	34		
05	Justin Robinson	g	5-10	1-4	2-2	0	2	2	4	13	3	5	0	2	26		
13	Ahmed Hill	g	4-8	1-4	3-4	0	3	3	4	12	0	1	0	0	31		
01	Isaiah Wilkins		3-5	0-2	0-0	0	1	1	1	6	1	1	0	2	11		
03	Wabissa Bede		1-1	1-1	2-2	0	1	1	3	5	5	1	0	0	26		
10	Jonathan Kabongo		0-0	0-0	0-0	0	0	0	0	0	0	0	0	0	1		
42	Ty Outlaw		4-6	4-5	2-2	1	2	3	3	14	1	0	0	2	23		
	<b>Team</b>					<b>0</b>	<b>1</b>	<b>1</b>									
	<b>Totals</b>		<b>29-51</b>	<b>11-26</b>	<b>18-22</b>	<b>4</b>	<b>19</b>	<b>23</b>	<b>24</b>	<b>87</b>	<b>15</b>	<b>11</b>	<b>4</b>	<b>8</b>	<b>200</b>		

FG % 1st Half: 16-27 59.3% 2nd half: 13-24 54.2% Game: 29-51 56.9% Deadball Rebounds 2  
 3FG % 1st Half: 6-14 42.9% 2nd half: 5-12 41.7% Game: 11-26 42.3%  
 FT % 1st Half: 4-6 66.7% 2nd half: 14-16 87.5% Game: 18-22 81.8%

Officials: Jerry Heater, Clarence Armstrong, Mike Eades  
 Technical fouls: Wake Forest-None. Virginia Tech-None.  
 Attendance: 9275  
 2018-19 Men's Basketball. Round: 0. Virginia Tech vs Wake Forest. Played at .

Score by periods	1st	2nd	Total
Wake Forest	32	39	71
Virginia Tech	42	45	87

Points	In Paint	Off T/O	2nd Chance	Fast Break	Bench
WF	14	10	14	4	20
VT	30	15	6	15	25

Last FG - WF 2nd-00:34, VT 2nd-00:09.  
 Largest lead - WF by 4 1st-16:40, VT by 20 2nd-12:14.  
 WF led for 04:16. VT led for 33:12. Game was tied for 02:32.  
 Score tied - 2 times.  
 Lead changed - 7 times.

**TEAM AVERAGES**

- According to the stats, both teams average a hair over 70 points per game, a wash, but Tech shoots it a little better from 3-point land.
- Defensively, the Hokies have the advantage, holding opponents to fewer points and shooting clips, but Wake will look to control the glass.

	WF	VT
KenPom Ranking	100	57
Points per game	72.5	71.4
Field-goal percentage	42.5	43.8
3-point percentage	34.5	37.2
Free-throw percentage	74.3	71.5
Rebounds per game	38.1	35.8
Assists per game	12.8	15.6
Blocks per game	3.0	2.8
Steals per game	5.3	5.9
Points allowed per game	72.5	61.3
Defensive field-goal percentage	43.9	39.3
Defensive 3-point percentage	34.0	30.4
Rebound margin	+2.7	+0.5
Assist/turnover ratio	0.9	1.6

**LAST TIME OUT VS. DEMON DEACONS**

- Leading by 10 at halftime, Tech kept its foot on the pedal in the second half to cruise to a 16-point win over the Demon Deacons in Cassell Coliseum. Tech got it done in the paint and in transition, outscoring Wake 30-14 in the lane and 15-4 on fastbreaks.
- The Deacs, just like they are this season (No. 1 in ACC for FT attempts), got to the line 38 times against the Hokies, with Tech fouling 24 times.
- Of the returning Hokies, Wabissa Bede played the most, totaling 26 minutes and a team-high five assists and five points. And then Isaiah Wilkins scored the most, netting six points and also gathering a team-high two steals.

**SCOUTING WAKE FOREST**

- The Demon Deacons are coming off a 90-59 loss at No. 2/2 Duke (15-1, 5-0) on Saturday, despite having three players in double figures and their bench outscoring the Blue Devils 38-28. But 17 turnovers and Duke's Tre Jones' game-high 23 points proved to be too much in biggest margin of defeat this season (31 points).
- Danny Manning enters his sixth season as the head coach in Winston-Salem, following his two-year stint as head coach at Tulsa, where he led the Golden Hurricane to the 2014 NCAA Tournament. At Wake, Manning led the Deacs to the 2017 NCAA Tournament and has amassed over 70 victories.
- Wake is led by Brandon Childress, who has a team-high 14.9 points, 4.6 assists and 1.3 steals per game, and Olivier Sarr and his 6.43 defensive rebounds per game, which ranks second in the ACC.
- One of the better teams at the charity stripe, Wake has made 272 free throws, the 24th-most nationally and first in the ACC, while its 74.3 percentage is second in the league. And with the Deacs attacking the glass often (366 FT attempts), don't expect to see them shoot too many triples, ranking No. 331 in 3-point attempts.



### THE FIRST

- Since the Hokies joined in the ACC in 2004, Mike Young became the first Tech coach to win two of his first three road games.
- Young earned wins on the road at Clemson on Nov. 5 in the season opener and at Syracuse this past Tuesday in Tech's most recent game.

Coach	W	L
Mike Young (2019-20)	at CLEM, at 'Cuse	at UVA
Buzz Williams (2014-15)	at FSU, at UofL, at UNC	
James Johnson (2012-13)	at Miami (Fla.)	at ND, at UVA
Seth Greenberg (2004-05)	at GT	at Duke, at FSU

### DON'T MAKE 'EM LIKE ME ANYMORE

- Landers Nolley is a rare breed when it comes to his stat line, as he is one of only four high-major players to average more than 17 points, 5.5 rebounds and 2.5 assists per game.
- He is one of 17 total players nationally with those averages as well.

Player	PTS	REB	AST
Timmy Allen (Utah)	21.1	7.9	2.6
Mason Jones (Arkansas)	19.4	6.0	3.3
Tres Tinkle (Oregon State)	19.9	6.8	3.9
Landers Nolley (Virginia Tech)	17.9	5.8	2.5

### SOMEWHAT UNHEARD OF

- When Jalen Cone goes off, he does it very efficiently, as his two highest point totals this season (19 at Syracuse, 17 vs. Delaware State) were when he played less than 20 minutes off the bench.
- Cone played 19 minutes versus the Orange on Tuesday and 18 minutes versus the Hornets.
- The freshman, who is averaging 13 minutes a game, has cracked the 20-minute plateau just once

### NCAA RANKINGS

- Tech ranks highly nationally, owning the best turnovers per game average with 9.7 a game, second in fouls committed per game with 12.4 and third in assist/turnover ratio with 1.61.

### ONE OF THE BEST IN 2019

- Tech coach Mike Young fielded one of the better records in the 2019 calendar year, sitting tied for second in Division I versus Division I games.
- Young racked up 20 wins at Wofford, getting 16 in conference play, three in the SoCon tourney and one in the NCAA Tournament, while 10 Ws at Tech.

Coach	Team(s)	Record	WP
Mark Few	Gonzaga	33-3	.917
Mike Young	Virginia Tech/Wofford	30-4	.882
Ritchie McKay	Liberty	30-4	.882
Tony Bennett	Virginia	33-5	.868
Mike Krzyzewski	Duke	32-6	.842

### HOME SWEET HOME

- Wrapping up nonconference play with a win over Maryland Eastern Shore, the Hokies extended their home nonconference winning streak to 32 games, which is a school record.
- Tech is in elite company among high-major schools, sitting with the fourth-best win streak.

Team	Conference	Home Noncon	Streak
Butler	BIG EAST		58
Texas Tech	Big 12		54
Florida State	ACC		37
Virginia Tech	ACC		32
Auburn	SEC		28

### FIVE IS THE MAGIC NUMBER

- There aren't too many teams in Division I that boast four players that have had at least one game of making five 3-pointers, with the Hokies being one of only seven schools and the lone high-major.
- The schools are Buffalo, Davidson, Detroit Mercy, Georgia Southern, Northern Kentucky, Virginia Tech and Wofford. But Tech is the only school to have five players.
- Its five players are Landers Nolley (2 five 3-pointer games), Jalen Cone (2), Nahiem Alleyne (1), Isaiah Wilkins (1) and Hunter Cattoor (1).

### VERY FEW MISCUES

- Over the last 10 seasons in Division I, there have been 80 games when a team commits two or less turnovers, including Tech's most recent game against Maryland Eastern Shore. It's only happened four times this season.
- Tech played 35 minutes of turnover-free basketball before it coughed up its first miscue, as it was on pace to be just the second team in the last decade to complete a game with zero TOs (Wisconsin, 2015 vs. Iowa).

### BENCH MAKING STRIDES

- After Tech's bench was essentially non-existent versus Chattanooga on Dec. 11 (season-low five points), it woke up and ripped off three straight games of scoring 30 or more points on Dec. 15, 21 and 29.
- During that stretch, the Hokies' reserves averaged 40.3 points per game after scoring a combined 121 points, including tying a season-high 49 vs. UMES.
- Tech's bench is made up of four players, with three of the four being freshmen.

### FRESHMEN LEADING THE CHARGE

- Tech has had its freshmen carry the load this year, with the Hokies ranking fourth nationally in highest percentage of minutes played by freshmen (62.9%) and second among high-majors (No. 22/22 Memphis).
- The Hokies also rank third nationally in percentage of points scored by freshmen (73.5%), which is first among high-major conference teams.

### FINDING HIS GROOVE

- After missing the Chattanooga game on Dec. 11 due to a minor ankle injury, freshman Hunter Cattoor returned in style, scoring in double figures in his next three games since his absence.
- During the three-game stretch, the Florida native is averaged 14.0 points per game, which is well above his average of 7.6 this season.

## STARTERS GAME-BY-GAME

Opponent	Date	Guard	Guard	Guard	Guard	Forward	First off the Bench
Clemson (W, 67-60)	Nov. 5	Wabissa Bede	Hunter Cattoor	Isaiah Wilkins	Landers Nolley II	P.J. Horne	Tyrece Radford
Coppin State (W, 74-42)	Nov. 8	Wabissa Bede	Nahiem Alleyne	Isaiah Wilkins	Landers Nolley II	P.J. Horne	4 Players
USC Upstate (W, 80-57)	Nov. 13	Wabissa Bede	Nahiem Alleyne	Tyrece Radford	Landers Nolley II	P.J. Horne	2 Players
Lehigh (W, 79-53)	Nov. 16	Wabissa Bede	Nahiem Alleyne	Tyrece Radford	Landers Nolley II	P.J. Horne	3 Players
Delaware State (W, 100-64)	Nov. 20	Wabissa Bede	Nahiem Alleyne	Tyrece Radford	Landers Nolley II	P.J. Horne	Isaiah Wilkins
No. 3/3 Michigan St. (W, 71-66)	Nov. 25	Wabissa Bede	Nahiem Alleyne	Tyrece Radford	Landers Nolley II	P.J. Horne	2 players
Dayton (L, 89-62)	Nov. 26	Wabissa Bede	Nahiem Alleyne	Tyrece Radford	Landers Nolley II	P.J. Horne	2 players
BYU (L, 90-77)	Nov. 27	Wabissa Bede	Nahiem Alleyne	Tyrece Radford	Landers Nolley II	P.J. Horne	Hunter Cattoor
No. 10/8 Duke (L, 77-63)	Dec. 6	Wabissa Bede	Nahiem Alleyne	Tyrece Radford	Landers Nolley II	P.J. Horne	3 players
Chattanooga (W, 63-58)	Dec. 11	Wabissa Bede	Nahiem Alleyne	Tyrece Radford	Landers Nolley II	P.J. Horne	2 players
Gardner-Webb (W, 73-46)	Dec. 15	Wabissa Bede	Nahiem Alleyne	Tyrece Radford	Landers Nolley II	P.J. Horne	Hunter Cattoor
VMI (W, 64-55)	Dec. 21	Wabissa Bede	Nahiem Alleyne	Tyrece Radford	Landers Nolley II	P.J. Horne	Hunter Cattoor
UMES (W, 92-37)	Dec. 29	Wabissa Bede	Nahiem Alleyne	Tyrece Radford	Landers Nolley II	P.J. Horne	John Ojiako
No. 19/19 Virginia (L, 65-39)	Jan. 4	Wabissa Bede	Nahiem Alleyne	Tyrece Radford	Landers Nolley II	P.J. Horne	3 players
Syracuse (W, 67-63)	Jan. 7	Wabissa Bede	Nahiem Alleyne	Tyrece Radford	Landers Nolley II	P.J. Horne	Hunter Cattoor
NC State (W, 62-58)	Jan. 11	Wabissa Bede	Nahiem Alleyne	Tyrece Radford	Landers Nolley II	P.J. Horne	2 players



### FRESHIES BEYOND THE ARC

- There are only two schools that have three freshmen that have made at least 20 3s this season.
- The two programs are Elon and Virginia Tech, making the Hokies the lone high-major program (ACC, AAC, BIG EAST, Big 12, B1G, Pac-12, SEC).

Player	Team	Year	3s
Landers Nolley	Virginia Tech	r-Fr.	45
Hunter McIntosh	Elon	Fr.	43
Zac Irvin	Elon	Fr.	37
Hunter Woods	Elon	Fr.	33
Hunter Cattoor	Virginia Tech	Fr.	27
Nahiem Alleyne	Virginia Tech	Fr.	23

### NOT CLOSE

- Junior Wabissa Bede is head and shoulders above the rest of the ACC's guards in assist/turnover ratio.
- From great decision making to knowing when to make the extra pass, the Massachusetts native's average is greater than one than the next best with those that have minimum 60 assists.

Player	A	TO	G	A/T/R
Wabissa Bede (Virginia Tech)	100	27	16	3.70
Tre Jones (Duke)	98	42	14	2.33
Prentiss Hubb (Notre Dame)	82	39	16	2.10

### DON'T MESS WITH 'EM

- Tech is one of just three teams in the ACC to boast two freshmen that have had a 20-point game, with Landers Nolley (6) and Nahiem Alleyne (2).
- The other two schools are Duke (Vernon Carey w/ 6, Tre Jones w/3, Matthew Hurt w/3, Joey Baker w/ 1, Cassius Stanley w/ 1.) and UNC (Cole Anthony w/ 4, Armando Bacot w/ 2, Garrison Brooks w/1).

### CHECKING IN ON NET

- The NET rankings came out on Monday, Dec. 16 and the Hokies were at No. 62. Tech is 1-4 against quadrant I teams this year and went 4-9 last year.
- Tech's best win of the season came against then-No. 3/3 Michigan State, which ranks ninth in NET.
- As of Monday, Jan. 13, Tech sits at No. 38.
- Last season, the Hokies, after making a run to the Sweet 16, finished in the final NET rankings at 12.
- Ironically, Wofford, which was coached by Mike Young, came in two spots below at No. 14.

### LIVE & DIE BY THE 3

- Similar to Wabissa Bede and his relatively huge gap in assist/turnover ratio among his ACC peers, Tech has a wide gap too in 3s made per game.
- Tech is averaging over 10 makes from downtown.
- And it's one thing to make a lot of 3s per game, but it's another to do it at a high rate, which Tech has by being second for the best 3-point field-goal percentage in the league.

Team	3FG	G	3PT%	AVG/G
Virginia Tech	163	16	37.2	10.19
Notre Dame	160	16	34.7	10.00
Syracuse	156	16	36.6	9.75

### RECAPPIN' THE MSU WIN

- The win over then-No. 3/3 Michigan State in Maui marked coach Mike Young's first ranked win at Tech, his first win over coach Tom Izzo and the Hokies' first-ever victory over Michigan State.
- It was Tech's second straight win over a ranked Big Ten team, ironically, following its win over then-No. 23/22 Purdue last season at the Charleston Classic in the title game.
- Marked Tech's second straight game of coming up with a win against the AP's No. 3 team, which it hadn't done since 1962 (Kentucky) and '64 (Vandy).
- First win over a top-10 team during a nonconference game since Dec. 3, 1983 vs. No. 7 NC State and its first over a top-five team since Dec. 12, 1964 vs. No. 3 Vanderbilt.

### ACC REPPIN' WELL

- When the Hokies took down then-No. 3/3 Michigan State in Maui, they joined two other ACC teams that have taken down a top-10 foe, joining then-No. 4/4 Duke over then-No. 3/3 Kansas and then-[RV/RV] Florida State over then-No. 6/6 Florida.
- However, Tech was the only team of the three to not be in either (AP, Coaches) Top 25 poll or receiving votes, thus the biggest upset.

Team	Opponent	Score	Location
Virginia Tech	#3/3 Michigan St.	71-66	Maui
#4/4 Duke	#3/3 Kansas	68-66	New York
[RV/RV] Florida St.	#6/6 Florida	63-51	Gainesville

## TEAM GAME-BY-GAME

Opponent	Date	Score	W/L	FG-FGA	PCT	3FG-FGA	PCT	FT-FTA	PCT	OFF	DEF	TOT	AVG	PF	A	T/O	BLK	STL	PTS	AVG
at Clemson	11/05/19	67-60	W	22-57	.386	9-27	.333	14-20	.700	9	35	44	44.0	15	11	13	1	4	67	67.0
Coppin St.	11/08/19	74-42	W	27-61	.443	11-33	.333	9-12	.750	5	44	49	46.5	13	17	15	5	7	74	70.5
USC Upstate	11/13/19	80-57	W	31-58	.534	13-27	.481	5-7	.714	6	25	31	41.3	11	19	8	6	6	80	73.7
Lehigh	11/16/19	79-53	W	31-65	.477	14-37	.378	3-4	.750	12	24	36	40.0	8	19	10	4	8	79	75.0
Delaware St.	11/20/19	100-64	W	35-62	.565	21-37	.568	9-14	.643	9	32	41	40.2	13	29	11	3	4	100	80.0
vs Michigan St.	11/25/19	71-66	W	23-52	.442	10-21	.476	15-22	.682	8	19	27	38.0	16	16	9	6	8	71	78.5
vs Dayton	11/26/19	62-89	L	22-51	.431	8-21	.381	10-18	.556	4	17	21	35.6	19	13	10	3	7	62	76.1
vs BYU	11/27/19	77-90	L	31-58	.534	11-22	.500	4-7	.571	4	24	28	34.6	13	14	8	2	1	77	76.3
Duke	12/06/19	63-77	L	27-56	.482	5-20	.250	4-6	.667	7	24	31	34.2	6	12	14	2	2	63	74.8
Chattanooga	12/11/19	63-58	W	23-59	.390	6-21	.286	11-14	.786	13	23	36	34.4	10	12	7	2	5	63	73.6
Gardner-Webb	12/15/19	73-46	W	25-57	.439	13-32	.406	10-15	.667	6	36	42	35.1	14	15	9	0	7	73	73.5
VMI	12/21/19	64-55	W	21-61	.344	7-26	.269	15-24	.625	13	22	35	35.1	8	14	7	3	9	64	72.8
UMES	12/29/19	92-37	W	32-72	.444	12-31	.387	16-19	.842	19	34	53	36.5	9	20	2	4	7	92	74.2
at Virginia	01/04/20	39-65	L	13-48	.271	4-25	.160	9-11	.818	5	20	25	35.6	12	6	13	0	7	39	71.7
at Syracuse	01/07/20	67-63	W	21-50	.420	10-36	.278	15-21	.714	8	25	33	35.5	18	20	11	0	6	67	71.4
NC State	01/11/20	72-58	W	22-59	.373	9-22	.409	19-21	.905	7	34	41	35.8	14	13	8	3	6	72	71.4
<b>Total</b>		<b>1143</b>		<b>406-926</b>	<b>.438</b>	<b>163-438</b>	<b>.372</b>	<b>168-235</b>	<b>.715</b>	<b>135</b>	<b>438</b>	<b>573</b>	<b>35.8</b>	<b>199</b>	<b>250</b>	<b>155</b>	<b>44</b>	<b>94</b>	<b>1143</b>	<b>71.4</b>
Opponents		980		367-933	.393	130-428	.304	116-175	.663	149	416	565	35.3	231	205	198	41	66	980	61.3

### Team Averages

Games Played	Points/game	FG Pct	3FG Pct	FT Pct	Rebounds/game	Assists/game	Turnovers/game	Assist/Turnover ratio	Steals/game	Blocks/game
16	71.4	43.8	37.2	71.5	35.8	15.6	9.7	1.6	5.9	2.8



**RAINING 3s**

- To say the Hokies have been pretty good from downtown might be an understatement.
- On Nov. 20, they broke two records with their 21 triples against Delaware State in Blacksburg.
- The school record, which stood at 18 against Central Connecticut State on Dec. 1, 2018, fell, while the ACC record of 20 set by Florida State against Maine on Dec. 8, 2007, was broken too.
- And, to top it off, Tech did its feat of 21 with a longer way to go, with the new 3-point line distance put into play this season.

Team	3FG	ATT	%	3PT Line
Virginia Tech (2019-20)	21	37	56.8	22'1¼"
Florida State (2007-08)	20	35	57.1	19'9"
Virginia Tech (2018-19)	18	33	54.5	20'9"

**CARRY THE LOAD**

- When Tech had three players (Jalen Cone, Nahiem Alleyne, Isaiah Wilkins) hit five 3-pointers against Delaware State, it marked the first time that three players have hit at least four 3s in a game since Nov. 17, 2017, when Tech beat Washington 103-79 in Madison Square Garden.
- It also was the first time in at least a decade Tech had three players with five triples to their name.
- It marked the first time a high-major has had three players with five or more 3s in a game since March 4, 2019, when Virginia had Kyle Guy (8), De'Andre Hunter (5) and Ty Jerome (5) accomplished the feat against Syracuse in the Dome.

**FLOOR GENERALS**

- When you break down the best assist/turnover ratios in the country, the majority of the top marks are players with less than 60 assists through the first month of the season.
- Which makes Wabissa Bede's numbers even more impressive, with him sitting fifth nationally, as he is one of only three players nationally to own 75 or more assists and still have a greater average of 3.30.

Player	A	TO	G	A/T R
Wabissa Bede (Virginia Tech)	100	27	16	3.70
Malachi Flynn (San Diego St.)	86	26	17	3.31
Grayson Murphy (Belmont)	105	32	17	3.28

**JUST HOLD ON**

- When the Hokies went up double digits against then-No. 10/8 Duke, they let it slip away, which is something they haven't done in quite some time.
- The last time Tech blew a double-digit lead in a loss was on March 5, 2019 at Florida State. It held a 14-point lead, which was two more points than it owned versus the Blue Devils (12).
- Fourteen games had been played in the span.

**CAN THEY OVERCOME IT?**

- Tech lacks two things that can be pretty important in basketball - a lack of experience and height.
- The Hokies rank near the bottom out of the 353 teams in Division I for those two categories, sitting with shortest roster out of the high-majors (333rd overall) and the second-youngest out of the high-majors (Utah) and No. 349 overall, according to KenPom.
- Be on the lookout for how Tech responds with composure in key situations and winning the boards and paint.

**ON COVER OF LETHAL WEAPON**

- With the Hokies starting 5-0 in back-to-back seasons, it marked the first time Tech has done that since the falls of 1981 and 1982.
- The starts for those teams were 9-0 ('81) and 7-0 ('82), while Tech began last season 5-0 before falling at Penn State in the ACC/B1G Challenge.
- Tech started this season 6-0 before losing to Dayton in the semifinals of the Maui Jim Maui Invitational in Hawai'i.

**ACC FRESHMAN OF THE WEEK - 4x**

- Redshirt freshman Landers Nolley picked up his first award by the league office on Monday, Nov. 18, earning ACC Freshman of the Week.
- Nolley became just the fourth Tech player to win ACC Freshman/Rookie of the Week, joining AD Vassallo (2005-06), Jeff Allen (2007-08) and Kerry Blackshear Jr. (2015-16).
- During the week for his first award, he averaged 25 points per game and hit 11 3-pointers, including seven triples against Lehigh, which is the most 3s in a game by an ACC player this season.
- He would win it again after his time in Maui on Dec. 2, scoring two 20-point games vs. then-No. 3/3 Michigan State and BYU, scoring 22 in both.
- Then after averaging 18.5 points and 7.5 rebounds per game mid-December, he earned it again on Dec. 16 with big performances.
- He had a double-double with 18 points and 10 rebounds vs. Maryland Eastern Shore to wrap up nonconference play, winning it on Dec. 30.
- Most recently, he tied the season high of five last year set by Duke's Zion Williamson and North Carolina's Coby White with big games against NC State and Syracuse, winning it on Jan. 13.

**OPPONENT GAME-BY-GAME**

Opponent	Date	Score	W/L	Total		3-Pointers		Free throws		Rebounds				PF	A	TO	BLK	STL	PTS	AVG
				FG-FGA	PCT	3FG-FGA	PCT	FT-FTA	PCT	OFF	DEF	TOT	AVG							
at Clemson	11/05/2019	67-60	W	22-64	.344	7-29	.241	9-15	.600	8	28	36	36.0	16	9	8	2	4	60	60.0
Coppin St.	11/08/2019	74-42	W	14-71	.197	6-39	.154	8-11	.727	15	30	45	40.5	14	6	16	1	8	42	51.0
USC Upstate	11/13/2019	80-57	W	20-53	.377	3-25	.120	14-18	.778	10	23	33	38.0	10	8	13	2	3	57	53.0
Lehigh	11/16/2019	79-53	W	21-53	.396	7-22	.318	4-5	.800	8	20	28	35.5	9	14	19	1	5	53	53.0
Delaware St.	11/20/2019	100-64	W	26-62	.419	9-27	.333	3-7	.429	7	19	26	33.6	12	15	12	1	5	64	55.2
vs Michigan St.	11/25/2019	71-66	W	24-59	.407	8-23	.348	10-14	.714	17	26	43	35.2	20	13	16	2	3	66	57.0
vs Dayton	11/26/2019	62-89	L	35-55	.636	11-24	.458	8-14	.571	8	30	38	35.6	21	22	14	1	2	89	61.6
vs BYU	11/27/2019	77-90	L	32-59	.542	17-34	.500	9-11	.818	4	25	29	34.8	16	22	6	2	3	90	65.1
Duke	12/06/2019	63-77	L	30-63	.476	7-26	.269	10-10	1.000	8	24	32	34.4	11	14	7	4	8	77	66.4
Chattanooga	12/11/2019	63-58	W	22-53	.415	9-27	.333	5-10	.500	9	24	33	34.3	14	12	10	2	1	58	65.6
Gardner-Webb	12/15/2019	73-46	W	16-55	.291	7-28	.250	7-16	.438	7	27	34	34.3	12	12	11	4	3	46	63.8
VMI	12/21/2019	64-55	W	21-51	.412	13-30	.433	0-0	.000	8	31	39	34.7	19	13	23	4	4	55	63.1
UMES	12/29/2019	92-37	W	14-59	.237	7-26	.269	2-5	.400	12	22	34	34.6	13	10	14	7	1	37	61.1
at Virginia	01/04/2020	39-65	L	25-54	.463	7-21	.333	8-10	.800	6	32	38	34.9	11	14	11	2	6	65	61.4
at Syracuse	01/07/2020	67-63	W	23-53	.434	6-17	.353	11-17	.647	9	25	34	34.8	17	6	9	1	6	63	61.5
NC State	01/11/2020	72-58	W	22-69	.319	6-30	.200	8-12	.667	13	30	43	35.3	16	15	9	5	4	58	61.3
<b>Total</b>		<b>980</b>		<b>367-933</b>	<b>.393</b>	<b>130-428</b>	<b>.304</b>	<b>116-175</b>	<b>.663</b>	<b>149</b>	<b>416</b>	<b>565</b>	<b>35.3</b>	<b>231</b>	<b>205</b>	<b>198</b>	<b>41</b>	<b>66</b>	<b>980</b>	<b>61.3</b>
Virginia Tech		1143		406-926	.438	163-438	.372	168-235	.715	135	438	573	35.8	199	250	155	44	94	1143	71.4

**Opponents Averages**

Games Played	Points/game	FG Pct	3FG Pct	FT Pct	Rebounds/game	Assists/game	Turnovers/game	Assist/Turnover ratio	Steals/game	Blocks/game
16	61.3	39.3	30.4	66.3	35.3	12.8	12.4	1.0	4.1	2.6





### GET IT GOING FROM DOWNTOWN

- Tech is one of the better shooting teams from beyond the arc in the country and a big reason why is because multiple guys that can stroke it.
- Tech ranks 13th nationally in 3-point field goals made per game with 10.3 and is one of only three schools in a high-major conference to average 10 or more makes a game.

Team	3FG	3PG	G
Alabama	160	10.7	15
Virginia Tech	163	10.2	16
Notre Dame	160	10.0	16

### GUARDS ON THE GLASS

- Only 20 players in Division I are currently averaging at least six assists and four rebounds per game, including Tech's Wabissa Bede.
- Bede is the one of only three players in the ACC to do so and is one of only eight high-major players.

Player	G	R/G	A/G
Tyrese Haliburton (Iowa State)	14	5.9	7.7
Marcus Carr (Minnesota)	16	5.3	7.2
Markell Johnson (NC State)	15	5.1	7.0
Cameron Mack (Nebraska)	16	4.9	6.8
Zavier Simpson (Michigan)	16	4.5	8.9
Kenric Davis (SMU)	11	4.4	7.2
Ashton Hagans (Kentucky)	15	4.2	7.3
Wabissa Bede (Virginia Tech)	16	4.0	6.3
Tre Jones (Duke)	14	4.0	7.0

### EIGHT-HUNDID

- In November when the Hokies took down USC Upstate, it marked the 800th men's basketball contest in Cassell Coliseum.

### DECADE PLUS

- It's been at least over a decade since the last time two Tech freshmen scored in double figures in the Hokies' first two games of the season.
- The two freshmen were Nahiem Alleyne, who had 11 points at Clemson (11/5) and 18 versus Coppin State (11/8), and Landers Nolley, who tallied 30 points at Clemson and 11 vs. Coppin State.

### LET'S KEEP IT GOING

- Tech hasn't lost a home nonconference game since Dec. 30, 2015 against West Virginia (88-63), owning a 32-game streak.
- The previous best was 23, which was set twice from 1980-84 and 2005-09. The current streak began on Nov. 11, 2016, against Maine.

### MAKE IT RAIN

- Tech was coming off quite the three-game stretch, racking up 47 3s before it went to Maui, with a multitude of players that made shots behind the arc.
- Tech had six guys hit a 3 against Coppin State (11/8) and USC Upstate (11/13), marking the first time that has happened in consecutive games since December 2018 versus Central Connecticut State (1st) and VMI (5th).
- Since 2010, the Hokies have had 26 games in which they have had at least six players make a 3. In those games, they are 23-3.
- The most they've had hit a 3 is eight players in a game, which has happened just once since 2010 (Houston Baptist on Nov. 21, 2017).

### SHARING THE ROCK

- According to KenPom, a Virginia Tech alum by the way, Wabissa Bede is one of the best in the nation in assist rate (assists divided by FGs made by player's teammates while he is on the court.)
- He ranks 24th nationally through the first two months of the season and 10th among high-majors with a 38.1 assist rate.

### SO, WHY ARE THEY PLAYING WELL?

- If you look at the first few games the Hokies have played in the Mike Young era, two things stick out - solid shot selection and very few turnovers.
- According to KenPom, Tech has the 52nd-best effective field-goal percentage (53.6) and a turnover percentage of 14.6, good for third nationally.
- Tech gets a good amount of its points from the 3-point line, sitting No. 5 in the nation for averaging 42.8 percent of its points distribution from 3-land.

### 549 AND COUNTING

- Tech has hit a 3-pointer in 549 straight games.
- Since the 3-point arc was added for the 1986-87 season, the Hokies have hit at least one 3 in all but three games.
- The last time Tech didn't record a 3-pointer in a game was at Providence on Feb. 1, 2003.

### IT'S BEEN A MINUTE

- The last time the Hokies started the season with a conference game was on Nov. 30, 1963 versus Richmond, a 77-53 win, spanning 56 years and making Tech 2-0 its last two instances.
- With Landers Nolley's 30 points against Clemson, it marked the most points scored by a Tech freshman since 2013 (Jalen Hudson, 32 vs. Wake).

### THE FEW, THE PROUD

- Nine weeks into the season, there are 74 instances that a player has scored 30 or more points in a Division I game on the road.
- Of the 74, just 11 are high-major players, including Tech's Landers Nolley.
- Of the 11 players, seven have done it against a high-major opponent.

Player	Opponent	Score
Luke Garza (Iowa)	Michigan	44
John Petty (Alabama)	Samford	39
Michael Devoe (Georgia Tech)	Georgia	34
Aaron Nesmith (Vanderbilt)	Richmond	34
Remy Martin (Arizona State)	Princeton	33
Mac Maclung (Georgetown)	Oklahoma State	33
Elijah Hughes (Syracuse)	Georgia Tech	33
Quentin Grimes (Houston)	Rice	32
Kamar Baldwin (Butler)	Ole Miss	31
Landers Nolley (Virginia Tech)	Clemson	30
Paul Scruggs (Xavier)	Wake Forest	30

## NBA & G-LEAGUE

### NOT TOO SHABBY

- Nickeil Alexander-Walker has left his mark on Virginia Tech and has made a name for himself at the next level with the New Orleans Pelicans.
- A first-round draft pick this past summer, the Toronto native has played in 31 games for the Pels this NBA season.
- Now as a role player getting roughly 15 minutes off the bench, Alexander-Walker is finding his groove. He scored a career-high 27 points against the Miami Heat on Saturday, Nov. 16. He followed it up the next game on Sunday, Nov. 17 with 19 points, five rebounds and four assists versus the Warriors.
- The guard had a big summer with the team, starring on its NBA Summer League squad with having numerous 20-point performances in Las Vegas.



Season	G	P	R	A	B	S	FG%	M
2019-20	31	5.8	2.2	2.0	0.1	0.3	34.2	13.6

### HANGIN' IN

- It's been a little bit of a whirlwind for Tech alums Justin Robinson and Ahmed Hill, with both each going up and down and all around on their quest to solidifying a roster spot in the NBA.
- Robinson, who signed as an undrafted free agent after the NBA Draft concluded with the Washington Wizards, has gone up and down on numerous occasions with the Wizards and Capital City Go-Go, but was waived on Jan. 4.
- Hill signed with the Hornets this summer on a two-way deal, but was released in early November. However, he has landed nicely on his feet, with now playing on the NAZ Suns, the G-League affiliate of the Phoenix Suns. On Wednesday, Dec. 4, he had a career-high 27 points (9-18 FG, 4-9 3PT, 3-3 FT) with 5 boards.



### HE'S MORE THAN A POINT GUARD

- Junior Wabissa Bede, who has only scored in double figures six times in his career out of 76 games, has gotten it done in other ways so far.
- Known as a stocky guy, weighing 200 pounds and being called a fire hydrant by Jay Bilas, Bede has been a force on the boards so far, as well as playing the distributor role, a role he played sparingly the last two years with the all-time assists leader, Justin Robinson, running the point.
- In his game against Coppin State, Bede almost did something that hasn't happened in three years, a double-double with just rebounds and assists, collecting 10 assists and nine rebounds. (Chris Clarke on Dec. 17, 2016, triple-double).
- And speaking of Robinson, the last time a player had 10 assists after Bede's night versus Coppin State was when Robinson tallied the single-game school record with 13 versus Central Connecticut State on Dec. 1, 2018. Bede dished out 10 again a few weeks later vs. Delaware State on Nov. 20.

### ELITE COMPANY

- After scoring a little under half of the Hokies' points against Clemson, Landers Nolley found himself in elite company among league peers.
- The small forward scored the fourth-most points by an ACC freshman in a debut, joining preseason ACC Freshman of the Year Cole Anthony of North Carolina this week with each totaling at least 30.

Player	Opponent	Date	Points
Cole Anthony (UNC)	Notre Dame	Nov. 6, 2019	34
RJ Barrett (Duke)	Kentucky	Nov. 6, 2018	33
J.J. Hickson (NC State)	William & Mary	Nov. 15, 2007	31
Landers Nolley (VT)	Clemson	Nov. 5, 2019	30
Ishua Benjamin (NC State)	Prairie View	Nov. 26, 1994	29
Ivan Wagner (NC State)	VMI	Nov. 25, 1995	29
Zion Williamson (Duke)	Kentucky	Nov. 6, 2018	28
Sylvan Landesberg (UVA)	VMI	Nov. 16, 2008	28
Rashad McCants (UNC)	Penn State	Nov. 18, 2002	28

### YOUNG & PRETTY GOOD

- Tech has had the luxury of having some solid first-year players since freshmen became eligible to play in 1974, and has no shortage this year.
- Landers Nolley's 30 points were tied for the third most by a freshman, trailing Jalen Hudson and Larry Cooke's 32 points. He followed it up with a 29-point performance against NC State, which is tied for the fifth most.

Player	Opponent	Date	Points
Larry Cooke	Eastern Kentucky	Feb. 3, 1975	32
Jalen Hudson	Wake Forest	March 10, 2013	32
Landers Nolley	Clemson	Nov. 5, 2019	30
Russell Davis	Vermont	Dec. 31, 1974	30
Landers Nolley	NC State	Jan. 11, 2020	29
Nickeil Alexander-Walker	The Citadel	Nov. 12, 2017	29

## GAME-BY-GAME HIGHS

Opponent	Date	Points	Rebounds	Assists	Steals	Blocks
Clemson (W, 67-60)	Nov. 5	30 - Landers Nolley II	8 - Wabissa Bede	6 - Wabissa Bede	2 - Landers Nolley II	1 - Wabissa Bede
Coppin State (W, 74-42)	Nov. 8	18 - Nahiem Alleyne	9 - Wabissa Bede	10 - Wabissa Bede	2 - Wabissa Bede	2 - Tyrece Radford
USC Upstate (W, 80-57)	Nov. 13	23 - Landers Nolley II	6 - Landers Nolley II	8 - Wabissa Bede	2 - (2 players)	2 - John Ojiako
Lehigh (W, 79-53)	Nov. 16	27 - Landers Nolley II	11 - Tyrece Radford	6 - Wabissa Bede	3 - Wabissa Bede	1 - (4 players)
Delaware State (W, 100-64)	Nov. 20	20 - Nahiem Alleyne	8 - Tyrece Radford	10 - Wabissa Bede	1 - (4 players)	2 - Nahiem Alleyne
No. 3/3 Michigan St. (W, 71-66)	Nov. 25	22 - Landers Nolley II	7 - P.J. Horne	5 - (2 players)	3 - Landers Nolley II	2 - Landers Nolley II
Dayton (L, 89-62)	Nov. 26	15 - Landers Nolley II	6 - Landers Nolley II	6 - Wabissa Bede	3 - Wabissa Bede	2 - P.J. Horne
BYU (L, 90-77)	Nov. 27	22 - Landers Nolley II	7 - Landers Nolley II	7 - Wabissa Bede	1 - Landers Nolley II	1 - (2 players)
No. 10/8 Duke (L, 77-63)	Dec. 6	15 - P.J. Horne	8 - Landers Nolley II	5 - Wabissa Bede	1 - (2 players)	2 - P.J. Horne
Chattanooga (W, 63-58)	Dec. 11	22 - Nahiem Alleyne	8 - Wabissa Bede	7 - Wabissa Bede	2 - (2 players)	1 - (2 players)
Gardner-Webb (W, 73-46)	Dec. 15	18 - Landers Nolley II	10 - Tyrece Radford	5 - Wabissa Bede	3 - Hunter Cattoor	None
VMI (W, 64-55)	Dec. 21	14 - Hunter Cattoor	10 - Tyrece Radford	4 - Tyrece Radford	2 - (3 players)	2 - John Ojiako
UMES (W, 92-37)	Dec. 29	18 - Landers Nolley II	10 - Landers Nolley II	6 - Wabissa Bede	2 - Tyrece Radford	3 - John Ojiako
No. 19/19 Virginia (L, 65-39)	Jan. 4	18 Landers Nolley II	5 - (2 players)	2 - (2 players)	2 - (3 players)	None
Syracuse (W, 67-63)	Jan. 7	19 - Jalen Cone	9 - Tyrece Radford	8 - Wabissa Bede	2 - Wabissa Bede	None
NC State (W, 72-58)	Jan. 11	29 - Landers Nolley II	9 - Tyrece Radford	7 - Wabissa Bede	2 - Wabissa Bede	2 - Tyrece Radford

## SPECIALITY STATS

Opponent	Date	Second Chance Points	Points in the Paint	Fastbreak Points	Points off Turnovers	Bench Points
Clemson (W, 67-60)	Nov. 5	10	16	11	3	18
Coppin State (W, 74-42)	Nov. 8	7	22	9	18	26
USC Upstate (W, 80-57)	Nov. 13	4	26	5	18	26
Lehigh (W, 79-53)	Nov. 16	10	26	8	26	21
Delaware State (W, 100-64)	Nov. 20	15	22	15	16	49
No. 3/3 Michigan St. (W, 71-66)	Nov. 25	6	22	9	20	16
Dayton (L, 89-62)	Nov. 26	0	24	5	11	19
BYU (L, 90-77)	Nov. 27	4	30	2	11	10
No. 10/8 Duke (L, 77-63)	Dec. 6	6	40	3	11	11
Chattanooga (W, 63-58)	Dec. 11	18	26	7	7	5
Gardner-Webb (W, 73-46)	Dec. 15	8	16	11	12	34
VMI (W, 64-55)	Dec. 21	14	22	11	26	38
UMES (W, 92-37)	Dec. 29	20	30	22	19	49
No. 19/19 Virginia (L, 65-39)	Jan. 4	2	16	5	5	7
Syracuse (W, 67-63)	Jan. 7	5	14	14	7	27
NC State (W, 72-58)	Jan. 11	4	22	15	10	15

## DOUBLE-DOUBLE TRACKER

Opponent	Date	Player	Points	Rebounds	Assists	Blocks	Steals
Gardner-Webb (W, 73-46)	Dec. 15	Tyrece Radford	10	10	0	0	1
UMES (W, 82-37)	Dec. 29	Landers Nolley II	18	10	3	0	0



**2019-20 SUPERLATIVES**

**DOUBLE FIGURES SCORING**

Landers Nolley	14
Nahiem Alleyne	6
Hunter Cattoor	6
P.J. Horne	5
Jalen Cone	5
Tyrece Radford	5
Wabissa Bede	3
Isaiah Wilkins	3
John Ojiako	1

**20-POINT GAMES**

Landers Nolley	5
Nahiem Alleyne	2

**30-POINT GAMES**

Landers Nolley	1
----------------	---

**SCORING LEADER**

Landers Nolley	10
Nahiem Alleyne	3
P.J. Horne	1
Hunter Cattoor	1
Jalen Cone	1

**REBOUNDING LEADER**

Landers Nolley	7
Tyrece Radford	5
Wabissa Bede	3
P.J. Horne	2

**ASSIST LEADER**

Wabissa Bede	15
Landers Nolley	2
Tyrece Radford	1

**BLOCK LEADER**

P.J. Horne	4
John Ojiako	3
Wabissa Bede	2
Nahiem Alleyne	2
Landers Nolley	2
Tyrece Radford	2
Isaiah Wilkins	1
Branden Johnson	1
Hunter Cattoor	1

**STEAL LEADER**

Wabissa Bede	7
Tyrece Radford	5
Landers Nolley	3
Hunter Cattoor	3
Nahiem Alleyne	2
Isaiah Wilkins	2
P.J. Horne	2
John Ojiako	1
Jalen Cone	1

**30-PLUS MINUTES**

Landers Nolley	10
Wabissa Bede	8
P.J. Horne	7
Nahiem Alleyne	6
Hunter Cattoor	2
Tyrece Radford	2

**THE BIG THREE-HUNDO**

- When Mike Young and Co. took down the Tigers in Clemson, he became just one of 71 active coaches in Division I to have 300 or more wins.
- Since the season opener, three coaches have joined the club in Richmond's Chris Mooney, Liberty's Ritchie McKay and Albany's Will Brown.

Coach	Record	Schools Coached At
68. James Jones (Yale)	321-277 (.537)	1
69. Jim Christian (Boston College)	313-261 (.545)	4
70. Tod Kowalczyk (Toledo)	312-248 (.557)	2
71. Mike Young (Virginia Tech)	311-248 (.556)	2

- Of the 74 active head coaches, Young is one of only 25 to win at least 300 games at just two schools or less during a coaching tenure.

Coach	Record	Schools Coached At
22. Fran O'Hanlon (Lafayette)	333-400 (.454)	1
23. James Jones (Yale)	321-277 (.537)	1
24. Tod Kowalczyk (Toledo)	312-248 (.557)	2
25. Mike Young (Virginia Tech)	311-248 (.556)	2

**HOME IS WHERE THE HEART IS**

- Mike Young grew up in Radford, Virginia, which is approximately 20 minutes away from Blacksburg, the home of the Hokies.
- Ironically enough, one of Young's first-ever college basketball game as a kid was a Virginia Tech game inside Cassell Coliseum, a place where Young now calls his home.

**DYNAMIC TRIO**

- Against Coppin State, the Hokies had three freshmen in double figures, marking the first time since Feb. 25, 2015, when they took on Duke.
- The three versus the Eagles were Nahiem Alleyne (18 points), Landers Nolley (11) and Tyrece Radford (10).
- The trio against Duke was Jalen Hudson (23 points), Ahmed Hill (10) and Justin Bibbs (10).

**TIME TO STEP UP**

- With the Hokies losing three players now playing in the NBA or G-League and the SEC Preseason Player of the Year, Tech returns just one starter from a year ago in guard Wabissa Bede.
- That means four role players or newcomers will have to step up and contribute big minutes right away for Mike Young.

**FEW AND FAR BETWEEN**

- Tech returns only 13.3 points per game from its team last year that average 73.5, which is made up of four letterwinners.
- That accounts for the Hokies bringing back just 18.1 percent of its scoring total, making them one of only six schools in the nation to return less than 20 percent of its scoring.

School	Points p/g	Percent of Scoring
Nebraska	2.9 PPG	1.9%
Tulane	10.8 PPG	12.2%
South Dakota St.	15.8 PPG	16.9%
Virginia Tech	13.3 PPG	18.1%
Washington	13.9 PPG	19.8%
UCF	14.5 PPG	20.0%

**WELL, THIS IS NEW**

- A new staff is in place for Tech and there are also quite a few freshmen with six.
- The six freshies make Tech one of only 20 schools to have six or more, including one of 13 in high-major conferences.

**THE BEST IS YET TO COME**

- Coach Young, known as one of the better X's and O's coaches in the country, had his Terriers in some of the top categories nationally over his 17-year span.
- This past season, which was Wofford's best in school history, the Terriers were 16th in assist/turnover ratio (1.39), 11th in field-goal percentage (49.0), second in 3-point field-goal percentage (41.4) and second in scoring margin (16.7).
- So, expect quality shooting teams to come under his watch in Blacksburg and for that to translate to wins.

**HISTORIC IT WAS**

- Last year was arguably the best season in school history for the Hokies, notching many school records to their belt.
- To name a few, Tech earned a school-record 26 wins, program-best 12 ACC victories and made it to the Sweet 16 for the first time in program history since the tournament expanded to 64 teams.
- Tech also broke the record for most home non-conference victories in a row with 24 straight.
- The Hokies made the NCAA Tournament three consecutive years for the first time ever, and won two games in The Dance for the first time since 1967. They also earned a No. 4 seed, the highest in program history.

**SELLING OUT CASSELL**

- Virginia Tech ACC home games against Virginia, Wake Forest, Syracuse, Duke, Louisville, Georgia Tech and Miami (Fla.) sold out in 2018-19, as well as the Central Connecticut State game was a sell out, too.
- The Hokies sold out nine games in the 2017-18 season, including seven of the nine home ACC games, a mark that equaled 2018-19.
- The Hokies have sold out seven games this season, including their home opener against Coppin State on Nov. 8 and their games versus Lehigh on Nov. 16, Duke on Dec. 6 and Chattanooga on Dec. 11, while North Carolina (Jan. 22) and Pitt (Feb. 15) are sold out too, as well as NC State (Jan. 11).



**PROGRAM HISTORY**

First Year	1908
All-Time Record	1,478-1,222 (.548)
Conference Record	455-628 (.420)
Televised Games	241-220 (.523)
Overtime Games	68-51 (.571)
VT Ranked	86-42 (.672)
NCAA Tournaments	9 (most recent 2018-19)
NIT Appearances	13 (most recent 2015-16)
Most wins	26 (2018-19)
Highest AP Ranking	No. 8 (1995)

**CASELL COLISEUM**

Capacity	9,275
Seasons in Use	59th season
Tech Record	611-197 (.756)
ACC Record	73-56 (.566)
vs. Nonconference	421-71 (.856)
vs. Ranked Teams	24-53 (.312)

**2019-20 RECRUITING CLASS**

- Coach Mike Young signed his first recruiting class in Blacksburg and it sure was a goodie, getting two ESPN top 100 players.
- The class, made up of two consensus four-star guards, ranks No. 35 in the country according to 247 Sports and No. 33 on Rivals.
- Darius Maddox (top) preps at Oak Hill Academy, a place heq will have a one-year stint at after scoring over 350 points at St. John's High School and leading them to a 27-12 record and top-10 ranking in the state.
- Joe Bamisile (bottom) plays at Monacan High School, where he averaged 28 points, seven rebounds and two assists last year, earning VHSL All-state honors and the Region 4B Co-Player of the Year.
- Maddox ranks No. 93 and Bamisile sits at No. 64 on ESPN's recruiting site.



**PLAYER HIGHS & LOWS**

**Virginia Tech - INDIVIDUAL GAME HIGHS**

POINTS	30	Landers Nolley II - at Clemson (11/05/19)
	29	Landers Nolley II - NC State (01/11/20)
	27	Landers Nolley II - Lehigh (11/16/19)
	23	Landers Nolley II - USC Upstate (11/13/19)
	22	Nahiem Alleyne - Chattanooga (12/11/19)
	22	Landers Nolley II - vs BYU (11/27/19)
	22	Landers Nolley II - vs Michigan St. (11/25/19)
FIELD GOALS MADE	12	Landers Nolley II - at Clemson (11/05/19)
	10	Landers Nolley II - Lehigh (11/16/19)
FIELD GOAL ATTEMPTS	23	Landers Nolley II - at Clemson (11/05/19)
	20	Landers Nolley II - Chattanooga (12/11/19)
FIELD GOAL PERCENTAGE (min 5 made)	.857 (6-7)	Tyrece Radford - Duke (12/06/19)
	.833 (5-6)	P.J. Horne - vs BYU (11/27/19)
	.833 (5-6)	P.J. Horne - vs Michigan St. (11/25/19)
3 PT FG MADE	7	Landers Nolley II - Lehigh (11/16/19)
	5	Jalen Cone - at Syracuse (01/07/20)
	5	Hunter Cattoor - UMES (12/29/19)
	5	Landers Nolley II - Gardner-Webb (12/15/19)
	5	Jalen Cone - Delaware St. (11/20/19)
	5	Nahiem Alleyne - Delaware St. (11/20/19)
	5	Isaiah Wilkins - Delaware St. (11/20/19)
3 PT FG ATTEMPTS	12	Landers Nolley II - Lehigh (11/16/19)
	11	Landers Nolley II - at Syracuse (01/07/20)
3 PT FG PERCENTAGE (min 2 made)	1.000 (3-3)	Jalen Cone - USC Upstate (11/13/19)
	1.000 (2-2)	P.J. Horne - vs Michigan St. (11/25/19)
FREE THROWS MADE	9	Landers Nolley II - NC State (01/11/20)
	8	Landers Nolley II - vs Michigan St. (11/25/19)
FREE THROW ATTEMPTS	10	Landers Nolley II - NC State (01/11/20)
	9	Wabissa Bede - vs Michigan St. (11/25/19)
FREE THROW PERCENTAGE (min 3 made)	1.000 (8-8)	Landers Nolley II - vs Michigan St. (11/25/19)
	1.000 (5-5)	Nahiem Alleyne - Chattanooga (12/11/19)
	1.000 (4-4)	Jalen Cone - at Syracuse (01/07/20)
	1.000 (4-4)	Hunter Cattoor - at Virginia (01/04/20)
	1.000 (3-3)	Nahiem Alleyne - UMES (12/29/19)
	1.000 (3-3)	Jalen Cone - VMI (12/21/19)
	1.000 (3-3)	Isaiah Wilkins - Gardner-Webb (12/15/19)
REBOUNDS	11	Tyrece Radford - Lehigh (11/16/19)
	10	Landers Nolley II - UMES (12/29/19)
	10	Tyrece Radford - VMI (12/21/19)
	10	Tyrece Radford - Gardner-Webb (12/15/19)
ASSISTS	10	Wabissa Bede - Delaware St. (11/20/19)
	10	Wabissa Bede - Coppin St. (11/08/19)
STEALS	3	Hunter Cattoor - Gardner-Webb (12/15/19)
	3	Wabissa Bede - vs Dayton (11/26/19)
	3	Landers Nolley II - vs Michigan St. (11/25/19)
	3	Wabissa Bede - Lehigh (11/16/19)
BLOCKED SHOTS	3	John Ojiako - UMES (12/29/19)
	2	Tyrece Radford - NC State (01/11/20)
	2	John Ojiako - VMI (12/21/19)
TURNOVERS	9	Landers Nolley II - Duke (12/06/19)
	5	Landers Nolley II - at Virginia (01/04/20)
	5	Landers Nolley II - Lehigh (11/16/19)
	5	Landers Nolley II - at Clemson (11/05/19)
FOULS	5	Isaiah Wilkins - at Clemson (11/05/19)
	4	P.J. Horne - NC State (01/11/20)
	4	Tyrece Radford - at Syracuse (01/07/20)
	4	Branden Johnson - UMES (12/29/19)
	4	P.J. Horne - Gardner-Webb (12/15/19)
	4	Wabissa Bede - vs Michigan St. (11/25/19)
	4	John Ojiako - Delaware St. (11/20/19)

**Opponent - INDIVIDUAL GAME HIGHS**

POINTS	24	Obi Toppin - vs Dayton (11/26/19)
	20	Travis Eevee - VMI (12/21/19)
	20	TJ Haws - vs BYU (11/27/19)
	19	John Crosby - Delaware St. (11/20/19)
	18	DJ Funderburk - NC State (01/11/20)
	18	Elijah Hughes - at Syracuse (01/07/20)
	18	Braxton Key - at Virginia (01/04/20)
	18	Kihei Clark - at Virginia (01/04/20)
	18	Aaron Henry - vs Michigan St. (11/25/19)
FIELD GOALS MADE	10	Obi Toppin - vs Dayton (11/26/19)
	8	Braxton Key - at Virginia (01/04/20)
FIELD GOAL ATTEMPTS	21	John Crosby - Delaware St. (11/20/19)
	17	Kamar McKnight - Coppin St. (11/08/19)
FIELD GOAL PERCENTAGE (min 5 made)	1.000 (5-5)	Dalton Nixon - vs BYU (11/27/19)
	.857 (6-7)	Dalton Nixon - vs BYU (11/27/19)
3 PT FG MADE	6	Travis Eevee - VMI (12/21/19)
	5	Kamdyn Curfman - VMI (12/21/19)
3 PT FG ATTEMPTS	12	Travis Eevee - VMI (12/21/19)
	11	Andrew Robinson - Coppin St. (11/08/19)
3 PT FG PERCENTAGE (min 2 made)	1.000 (2-2)	Jonathan Scott - Chattanooga (12/11/19)
	1.000 (2-2)	Dalton Nixon - vs BYU (11/27/19)
	1.000 (2-2)	Omari Peek-Green - Delaware St. (11/20/19)
FREE THROWS MADE	7	Kihei Clark - at Virginia (01/04/20)
	7	Everette Hammond - USC Upstate (11/13/19)
FREE THROW ATTEMPTS	8	Kihei Clark - at Virginia (01/04/20)
	7	Everette Hammond - USC Upstate (11/13/19)
FREE THROW PERCENTAGE (min 3 made)	1.000 (7-7)	Everette Hammond - USC Upstate (11/13/19)
	1.000 (4-4)	Wendell Moore - Duke (12/06/19)
	1.000 (4-4)	Vernon Carey - Duke (12/06/19)
	1.000 (4-4)	Zac Seljaas - vs BYU (11/27/19)
	1.000 (4-4)	John Newman III - at Clemson (11/05/19)
REBOUNDS	15	Aamir Simms - at Clemson (11/05/19)
	14	Xavier Tillman - vs Michigan St. (11/25/19)
ASSISTS	9	Markell Johnson - NC State (01/11/20)
	9	Jalen Crutcher - vs Dayton (11/26/19)
STEALS	4	Dejuan Clayton - Coppin St. (11/08/19)
	2	Markell Johnson - NC State (01/11/20)
	2	Bourama Sidibe - at Syracuse (01/07/20)
	2	Braxton Key - at Virginia (01/04/20)
	2	Travis Eevee - VMI (12/21/19)
	2	Jordan Goldwire - Duke (12/06/19)
	2	Gabe Brown - vs Michigan St. (11/25/19)
	2	Jakob Alamudun - Lehigh (11/16/19)
	2	Reggie James - Coppin St. (11/08/19)
BLOCKED SHOTS	3	Devon Daniels - NC State (01/11/20)
	3	Ty Gibson - UMES (12/29/19)
	3	Ludovic Duféal - Gardner-Webb (12/15/19)
TURNOVERS	7	Travis Eevee - VMI (12/21/19)
	5	Markell Johnson - NC State (01/11/20)
	5	Myles Lewis - VMI (12/21/19)
	5	Jalen Crutcher - vs Dayton (11/26/19)
	5	Xavier Tillman - vs Michigan St. (11/25/19)
	5	Jeameril Wilson - Lehigh (11/16/19)





## TEAM HIGHS & LOWS

### Virginia Tech - GAME HIGHS

<b>POINTS</b>	100	Delaware St. (11/20/19)
	92	UMES (12/29/19)
	80	USC Upstate (11/13/19)
	79	Lehigh (11/16/19)
	77	vs BYU (11/27/19)
<b>FIELD GOALS MADE</b>	35	Delaware St. (11/20/19)
	32	UMES (12/29/19)
<b>FIELD GOAL ATTEMPTS</b>	72	UMES (12/29/19)
	65	Lehigh (11/16/19)
<b>FIELD GOAL PERCENTAGE</b>	.565 (35-62)	Delaware St. (11/20/19)
	.534 (31-58)	vs BYU (11/27/19)
	.534 (31-58)	USC Upstate (11/13/19)
<b>3 PT FG MADE</b>	21	Delaware St. (11/20/19)
	14	Lehigh (11/16/19)
<b>3 PT FG ATTEMPTS</b>	37	Delaware St. (11/20/19)
	37	Lehigh (11/16/19)
<b>3 PT FG PERCENTAGE</b>	.568 (21-37)	Delaware St. (11/20/19)
	.500 (11-22)	vs BYU (11/27/19)
<b>FREE THROWS MADE</b>	19	NC State (01/11/20)
	16	UMES (12/29/19)
<b>FREE THROW ATTEMPTS</b>	24	VMI (12/21/19)
	22	vs Michigan St. (11/25/19)
<b>FREE THROW PERCENTAGE</b>	.905 (19-21)	NC State (01/11/20)
	.842 (16-19)	UMES (12/29/19)
<b>REBOUNDS</b>	53	UMES (12/29/19)
	49	Coppin St. (11/08/19)
<b>ASSISTS</b>	29	Delaware St. (11/20/19)
	20	at Syracuse (01/07/20)
	20	UMES (12/29/19)
<b>STEALS</b>	9	VMI (12/21/19)
	8	vs Michigan St. (11/25/19)
	8	Lehigh (11/16/19)
<b>BLOCKED SHOTS</b>	6	vs Michigan St. (11/25/19)
	6	USC Upstate (11/13/19)
<b>TURNOVERS</b>	15	Coppin St. (11/08/19)
	14	Duke (12/06/19)
<b>FOULS</b>	19	vs Dayton (11/26/19)
	18	at Syracuse (01/07/20)

### Opponent - GAME HIGHS

<b>POINTS</b>	90	vs BYU (11/27/19)
	89	vs Dayton (11/26/19)
	77	Duke (12/06/19)
	66	vs Michigan St. (11/25/19)
	65	at Virginia (01/04/20)
<b>FIELD GOALS MADE</b>	35	vs Dayton (11/26/19)
	32	vs BYU (11/27/19)
<b>FIELD GOAL ATTEMPTS</b>	71	Coppin St. (11/08/19)
	69	NC State (01/11/20)
<b>FIELD GOAL PERCENTAGE</b>	.636 (35-55)	vs Dayton (11/26/19)
	.542 (32-59)	vs BYU (11/27/19)
<b>3 PT FG MADE</b>	17	vs BYU (11/27/19)
	13	VMI (12/21/19)
<b>3 PT FG ATTEMPTS</b>	39	Coppin St. (11/08/19)
	34	vs BYU (11/27/19)
<b>3 PT FG PERCENTAGE</b>	.500 (17-34)	vs BYU (11/27/19)
	.458 (11-24)	vs Dayton (11/26/19)
<b>FREE THROWS MADE</b>	14	USC Upstate (11/13/19)
	11	at Syracuse (01/07/20)
<b>FREE THROW ATTEMPTS</b>	18	USC Upstate (11/13/19)
	17	at Syracuse (01/07/20)
<b>FREE THROW PERCENTAGE</b>	1.000 (10-10)	Duke (12/06/19)
	.818 (9-11)	vs BYU (11/27/19)
<b>REBOUNDS</b>	45	Coppin St. (11/08/19)
	43	NC State (01/11/20)
	43	vs Michigan St. (11/25/19)
<b>ASSISTS</b>	22	vs BYU (11/27/19)
	22	vs Dayton (11/26/19)
<b>STEALS</b>	8	Duke (12/06/19)
	8	Coppin St. (11/08/19)
<b>BLOCKED SHOTS</b>	7	UMES (12/29/19)
	5	NC State (01/11/20)
<b>TURNOVERS</b>	23	VMI (12/21/19)
	19	Lehigh (11/16/19)
<b>FOULS</b>	21	vs Dayton (11/26/19)
	20	vs Michigan St. (11/25/19)

### Virginia Tech - GAME LOWS

<b>POINTS</b>	39	at Virginia (01/04/20)
	62	vs Dayton (11/26/19)
	63	Chattanooga (12/11/19)
	63	Duke (12/06/19)
	64	VMI (12/21/19)
<b>FIELD GOALS MADE</b>	13	at Virginia (01/04/20)
	21	at Syracuse (01/07/20)
	21	VMI (12/21/19)
<b>FIELD GOAL ATTEMPTS</b>	48	at Virginia (01/04/20)
	50	at Syracuse (01/07/20)
<b>FIELD GOAL PERCENTAGE</b>	.271 (13-48)	at Virginia (01/04/20)
	.344 (21-61)	VMI (12/21/19)
<b>3 PT FG MADE</b>	4	at Virginia (01/04/20)
	5	Duke (12/06/19)
<b>3 PT FG ATTEMPTS</b>	20	Duke (12/06/19)
	21	Chattanooga (12/11/19)
	21	vs Dayton (11/26/19)
	21	vs Michigan St. (11/25/19)
<b>3 PT FG PERCENTAGE</b>	.160 (4-25)	at Virginia (01/04/20)
	.250 (5-20)	Duke (12/06/19)
<b>FREE THROWS MADE</b>	3	Lehigh (11/16/19)
	4	Duke (12/06/19)
	4	vs BYU (11/27/19)
<b>FREE THROW ATTEMPTS</b>	4	Lehigh (11/16/19)
	6	Duke (12/06/19)
<b>FREE THROW PERCENTAGE</b>	.556 (10-18)	vs Dayton (11/26/19)
	.571 (4-7)	vs BYU (11/27/19)
<b>REBOUNDS</b>	21	vs Dayton (11/26/19)
	25	at Virginia (01/04/20)
<b>ASSISTS</b>	6	at Virginia (01/04/20)
	11	at Clemson (11/05/19)
<b>STEALS</b>	1	vs BYU (11/27/19)
	2	Duke (12/06/19)
<b>BLOCKED SHOTS</b>	0	at Syracuse (01/07/20)
	0	at Virginia (01/04/20)
	0	Gardner-Webb (12/15/19)
<b>TURNOVERS</b>	2	UMES (12/29/19)
	7	VMI (12/21/19)
	7	Chattanooga (12/11/19)
<b>FOULS</b>	6	Duke (12/06/19)
	8	VMI (12/21/19)
	8	Lehigh (11/16/19)

### Opponent - GAME LOWS

<b>POINTS</b>	37	UMES (12/29/19)
	42	Coppin St. (11/08/19)
	46	Gardner-Webb (12/15/19)
	53	Lehigh (11/16/19)
	55	VMI (12/21/19)
<b>FIELD GOALS MADE</b>	14	UMES (12/29/19)
	14	Coppin St. (11/08/19)
<b>FIELD GOAL ATTEMPTS</b>	51	VMI (12/21/19)
	53	at Syracuse (01/07/20)
	53	Chattanooga (12/11/19)
	53	Lehigh (11/16/19)
	53	USC Upstate (11/13/19)
<b>FIELD GOAL PERCENTAGE</b>	.197 (14-71)	Coppin St. (11/08/19)
	.237 (14-59)	UMES (12/29/19)
<b>3 PT FG MADE</b>	3	USC Upstate (11/13/19)
	6	NC State (01/11/20)
	6	at Syracuse (01/07/20)
	6	Coppin St. (11/08/19)
<b>3 PT FG ATTEMPTS</b>	17	at Syracuse (01/07/20)
	21	at Virginia (01/04/20)
<b>3 PT FG PERCENTAGE</b>	.120 (3-25)	USC Upstate (11/13/19)
	.154 (6-39)	Coppin St. (11/08/19)
<b>FREE THROWS MADE</b>	0	VMI (12/21/19)
	2	UMES (12/29/19)
<b>FREE THROW ATTEMPTS</b>	0	VMI (12/21/19)
	5	UMES (12/29/19)
	5	Lehigh (11/16/19)
<b>FREE THROW PERCENTAGE</b>	.000 (0-0)	VMI (12/21/19)
	.400 (2-5)	UMES (12/29/19)
<b>REBOUNDS</b>	26	Delaware St. (11/20/19)
	28	Lehigh (11/16/19)
<b>ASSISTS</b>	6	at Syracuse (01/07/20)
	6	Coppin St. (11/08/19)
<b>STEALS</b>	1	UMES (12/29/19)
	1	Chattanooga (12/11/19)
<b>BLOCKED SHOTS</b>	1	at Syracuse (01/07/20)
	1	vs Dayton (11/26/19)
	1	Delaware St. (11/20/19)
	1	Lehigh (11/16/19)
	1	Coppin St. (11/08/19)
<b>TURNOVERS</b>	6	vs BYU (11/27/19)
	7	Duke (12/06/19)
<b>FOULS</b>	9	Lehigh (11/16/19)
	10	USC Upstate (11/13/19)





## Mike YOUNG

- First season at Virginia Tech
- 18th as a head coach in Division I
- Produced three AP All-America selections at Wofford
- Took Wofford to five NCAA Tournament appearances

### The Young File

#### PERSONAL

BORN: May 1, 1963  
 HOMETOWN: Radford, Virginia  
 FAMILY: Wife (Margaret), Children (Cooper & Davis)  
 COACHING RECORD AT VIRGINIA TECH: 12-4 (1st year)  
 CAREER HEAD COACHING RECORD: 311-248 (.556)

#### EDUCATION

Emory & Henry (1986)  
 JOINED TECH STAFF: April 7, 2019  
 YEARS OF COLLEGIATE HEAD COACHING: 18  
 YEARS OF COLLEGIATE COACHING: 33

#### COACHING CAREER

Year	School
1986-88	Assistant Coach, Emory & Henry
1988-89	Assistant Coach, Radford
1989-02	Assistant Coach, Wofford
2002-19	Head Coach, Wofford
2019-present	Head Coach, Virginia Tech

#### ACCOMPLISHMENTS

- Five NCAA Tournaments**  
2019, 2015, 2014, 2011, 2010
- Five SoCon Tournament Championships**  
2019, 2015, 2014, 2011, 2010
- Four SoCon Regular-Season Titles**  
2019, 2015, 2011, 2010
- Two-time National Coach of the Year**  
2019 (Sporting News), 2010 (Hugh Durham)
- Three AP All-America Selections**  
Fletcher Magee (2018-19) Karl Cochran (2014-15) Noah Dahlman (2009-10)
- Four SoCon Player of the Years**  
Fletcher Magee (2017-18, 2018-19) Karl Cochran (2014-15) & Noah Dahlman (2009-10)
- All-SoCon**  
24 selections (Coaches) 34 selections (media)

Mike Young begins his first season as the head men's basketball coach at Virginia Tech. The veteran head coach comes home to the New River Valley with a wealth of experience and the desire and focus to lead this Hokies program in its quest to be among the best in the ACC and the nation.

Since arriving in Blacksburg, Young has worked diligently to assemble a top-level coaching staff. Along with that staff, Young has devoted countless hours toward putting together a competitive roster for the 2019-20 season and making a noticeable impact on the always evolving national recruiting community.

The Radford, Virginia native joins the Hokies after a record-setting 17-year tenure as the head coach at Wofford. The Terriers posted a 30-5 overall record in 2018-19, including a perfect 18-0 mark in Southern Conference play, and registered a convincing 84-68 win over Seton Hall in the first round of the 2019 NCAA Tournament.

The 2019 Sporting News Coach of the Year, Young finished third in last season's Associated Press Coach of the Year voting behind Texas Tech's Chris Beard and Houston's Kelvin Sampson. In his 17 seasons at the helm as head coach of Wofford College, Young built the Terriers into one of the Southern Conference's preeminent programs and a perennial NCAA Tournament participant. He guided Wofford to five NCAA Tournament berths over the past 10 seasons and five Southern Conference championships. In addition to the on-court success of his teams, 100 percent of Young's student-athletes at Wofford who completed their eligibility graduated.

In addition to owning numerous coaching accolades, Young currently serves as a member of the NCAA's Men's Basketball Ethics Committee.

Young compiled a 299-244 (.551) overall record at Wofford and earned Southern Conference Coach of the Year honors four times (2010, 2014, 2015 and 2019). Under his guidance, the Terriers registered an impressive list of nonconference wins, including ones over the likes of Auburn, Cincinnati, Clemson, Georgia, Georgia Tech, NC State, Purdue, Seton Hall, South Carolina, Virginia Tech, Xavier and Wake Forest. Arguably the most compelling nonconference victory of his tenure at Wofford came on Dec. 20, 2017 when the Terriers faced then-No. 5 North Carolina at the Dean Smith Center in Chapel Hill, North Carolina and registered a 79-75 victory over head coach Roy Williams and the Tar Heels.

Prior to assuming the head coaching reins for the Terriers in 2002-03, Young was an assistant coach to current Wofford Director of Athletics Richard Johnson. Young came to

Wofford after serving as a graduate assistant for one year under Oliver Purnell at Radford University.

A 1986 graduate of Emory & Henry College, he was a four-year letterman in basketball for coach Bob Johnson and the team captain his junior and senior seasons. He credits Johnson for having a major influence on his playing and coaching career.

Upon his graduation, Young became a full-time assistant coach for two years at Emory & Henry before moving on to Radford. Another of Young's mentors is Fletcher Arritt, longtime coach of Fork Union (Va.) Military Academy. Young played one season for him before attending Emory & Henry. In the summer of 2015, Young was inducted into the Emory & Henry College Sports Hall of Fame, as well as the Radford High School Hall of Fame.

Young and wife Margaret have a daughter, Cooper, a student at the University of the South, and a son, Davis, who is attending Blacksburg High School.

#### YEAR BY YEAR

Year	School	Rec.	Conf.	Postseason
2019-20	Virginia Tech	12-4	3-2	---
2018-19	Wofford	30-5	18-0	NCAA Round of 32
2017-18	Wofford	21-13	11-7	CIT
2016-17	Wofford	16-17	10-8	
2015-16	Wofford	15-17	11-7	
2014-15	Wofford	28-7	16-2	NCAA First Round
2013-14	Wofford	20-13	11-5	NCAA First Round
2012-13	Wofford	13-19	7-11	
2011-12	Wofford	19-14	12-6	CBI
2010-11	Wofford	21-13	14-4	NCAA First Round
2009-10	Wofford	26-9	15-3	NCAA First Round
2008-09	Wofford	16-14	12-8	
2007-08	Wofford	16-16	8-12	
2006-07	Wofford	10-20	5-13	
2005-06	Wofford	11-18	6-9	
2004-05	Wofford	14-14	7-9	
2003-04	Wofford	9-20	4-12	
2002-03	Wofford	14-15	8-8	



**BOUNCE BACK TIME**

- When Mike Young loses a basketball game, it rarely spills into the next game, with his teams bouncing back with a W, especially over the last five years with him being .661 by going 37-19.
- Young went 4-0 last year after a loss and 9-3 the year prior with the Terriers. He is 2-2 at Tech.

Season	G	W	L	Pct.
2002-03	14	7	7	.500
2003-04	19	7	12	.368
2004-05	13	5	8	.385
2005-06	17	8	9	.471
2006-07	19	6	13	.316
2007-08	15	7	8	.467
2008-09	13	8	5	.615
2009-10	8	5	3	.625
2010-11	12	9	3	.750
2011-12	13	8	5	.615
2012-13	18	9	9	.500
2013-14	12	7	5	.583
2014-15	6	5	1	.833
2015-16	16	9	7	.563
2016-17	16	10	6	.625
2017-18	12	9	3	.750
2018-19	4	4	0	1.000
2019-20	4	2	2	.500
<b>Total</b>	<b>231</b>	<b>125</b>	<b>106</b>	<b>.541</b>



**WHEN IT COUNTS**

- Mike Young brings a polished resume from his time at Wofford and you can see that in the numbers he carries regarding finishing a lead when his teams have had one over his years of coaching, with 18 seasons to be exact.
- Over the last six years when Young has had a lead with five minutes to go, he usually holds on to it to preserve the win, boasting a .924 winning percentage to his name.
- Since his arrival to Tech, the Hokies have carried the trend also, owning a perfect 10-0 record.

Year	G	W	L	Pct.
2014-15	25	23	2	.920
2015-16	17	14	3	.824
2016-17	17	15	2	.882
2017-18	21	19	2	.905
2018-19	27	27	0	1.000
2019-20	10	10	0	1.000
<b>Total</b>	<b>118</b>	<b>109</b>	<b>9</b>	<b>.924</b>

Opponent	G	W	L	Pct.
High-Major	8	7	1	.875
Mid-Major	110	102	8	.927
Conference	68	61	7	.897
Nonconference	50	48	2	.960
Postseason	9	7	2	.778

**WHAT THEY'RE SAYING**



**Jeff Goodman**   
 @GoodmanHoops

Mike Young can coach, people.



**Jon Rothstein**   
 @JonRothstein

Today we saw why many NBA folks felt that Mike Young could be an offensive coordinator at the professional level. Guy is a genius offensively.



**Gary Parrish**   
 @GaryParrishCBS

The best compliment I could give Mike Young is that when you talk to any coach from the Southern Conference, where he spent the previous 17 seasons, they all say the same thing: He's a GREAT basketball coach.

Ask [@ForbesETSUhoops](#).



**Scott Van Pelt** @notthefakeSVP · Nov 25, 2019

Replying to [@GaryParrishCBS](#)

I love watching his half court stuff. It's art.



**Jon Rothstein**   
 @JonRothstein

Things you didn't think you'd tweet: Virginia Tech is 12-4 after losing its top five scorers from a Sweet 16 team.

One underrated hire last spring?

Whit Babcock's move to pluck Mike Young from Wofford.

*On Coach Young VT*

Mike Young is one of those 20-year overnight sensations. Those of us who know college basketball have always recognized what a great coach he is. The nation found out this season in the NCAA Tournament. He is a great fit for Virginia Tech.

*-Fran Fraschilla*  
Former NCAA head coach & current ESPN college basketball analyst

*On Coach Young VT*

Mike Young has shown during his tenure at Wofford that not only is he an outstanding coach, but he's also a program builder. He develops players and men. He's an excellent communicator and teacher. His teams are always sound, tough, unselfish and fun to watch.


*-Clark Kellogg*  
CBS Sports Men's Basketball Analyst











**NAHIEM ALLEYNE** (na-HEEM ah-LEAN)

Freshman | 6-3 | 195  
G | Buford, Ga.

High School  
Mountain View

Major: University Studies

4

**AT THE RIM**

- Has played in all 16 games, drawing 15 starts.
- Tallied five points, two assists and four rebounds against NC State (1/11), marking his most boards since Dec. 11.
- Posted six points, including two 3-pointers which is his most since Dec. 11, three rebounds and an assist at Syracuse (1/7).
- Posted two points, two rebounds and a steal at No. 19/19 Virginia (1/4).
- Scored five points for the second straight game, making three free throws and one field goal, while collecting one rebound and two assists versus Maryland Eastern Shore (12/29).
- Turned in his best game yet, recording a career-high 22 points on 7-of-13 shooting, while going a perfect 5 for 5 from the charity stripe, and five rebounds vs. Chattanooga (12/11).
- Had 20 points, including 15 of those off of five 3s, four rebounds and two blocks vs. Delaware State (11/20).
- Two-year letterwinner at Mountain View High School.
- GHSA All-State and All-Region.
- Averaged 17.2 points per game and made 63 three-pointers in the 2018-19 season.
- A three-star on 247 Sports.
- Ranked as the 21st-best player in the state of Georgia.

**CAREER HIGHS**

Statistic	Value
Points	22 vs Chattanooga 12/11/19
Rebounds	5 vs Chattanooga 12/11/19
Assists	4 vs USC Upstate 11/13/19, vs BYU 11/27/19
Steals	2 vs Michigan St. 11/25/19
Blocks	2 vs Delaware St. 11/20/19
FG Made	7 vs Delaware St. 11/20/19, vs Chattanooga 12/11/19
FG Attempts	13 vs Chattanooga 12/11/19
3FG Made	5 vs Delaware St. 11/20/19
3FG Attempts	9 vs Delaware St. 11/20/19
FT Made	5 at Clemson 11/05/19, vs Chattanooga 12/11/19
FT Attempts	6 at Clemson 11/05/19

**GAME-BY-GAME STATS**

Opponent	Date	GS	MIN	Total FG-FGA	PCT	3-Pointers 3FG-3FGA	PCT	Free throws FT-FTA	PCT	Rebounds OFF	DEF	TOT	AVG	PF	A	T/O	BLK	STL	PTS	AVG	
at Clemson	11/05/19	*	22:44	2-9	.222	2-6	.333	5-6	.833	0	3	3	3.0	1	1	1	0	1	11	11.0	
Coppin St.	11/08/19	*	23:28	6-8	.750	4-6	.667	2-2	1.000	0	2	2	2.5	0	0	1	0	0	18	14.5	
USC Upstate	11/13/19	*	25:13	3-6	.500	1-3	.333	2-3	.667	0	2	2	2.3	0	4	0	1	0	9	12.7	
Lehigh	11/16/19	*	20:43	1-7	.143	0-3	.000	3-4	.750	0	2	2	2.3	0	1	0	0	0	5	10.8	
Delaware St.	11/20/19	*	31:15	7-11	.636	5-9	.556	1-1	1.000	0	4	4	2.6	0	1	0	2	1	20	12.6	
vs Michigan St.	11/25/19	*	33:51	3-10	.300	2-4	.500	2-3	.667	0	3	3	2.7	2	1	0	0	2	10	12.2	
vs Dayton	11/26/19	*	30:57	3-8	.375	0-1	.000	3-5	.600	0	2	2	2.6	2	3	1	0	0	9	11.7	
vs BYU	11/27/19	*	36:28	5-8	.625	2-4	.500	0-0	.000	0	3	3	2.6	1	4	2	1	0	12	11.8	
Duke	12/06/19	*	32:25	2-6	.333	1-3	.333	1-2	.500	2	0	2	2.6	0	1	1	0	1	6	11.1	
Chattanooga	12/11/19	*	35:32	7-13	.538	3-7	.429	5-5	1.000	1	4	5	2.8	1	0	2	0	0	22	12.2	
Gardner-Webb	12/15/19	*	23:15	0-4	.000	0-2	.000	0-0	.000	0	2	2	2.7	1	1	1	0	0	0	11.1	
VMI	12/21/19	*	27:43	2-7	.286	0-2	.000	1-3	.333	0	2	2	2.7	0	2	1	0	0	5	10.6	
UMES	12/29/19	*	25:05	1-10	.100	0-5	.000	3-3	1.000	1	0	1	2.5	0	2	1	0	0	5	10.2	
at Virginia	01/04/20	*	22:14	1-9	.111	0-1	.000	0-0	.000	0	2	2	2.5	2	0	0	0	1	2	9.6	
at Syracuse	01/07/20	*	22:55	2-6	.333	2-6	.333	0-2	.000	1	2	3	2.5	3	1	2	0	0	6	9.3	
NC State	01/11/20	*	21:18	1-6	.167	1-1	1.000	2-3	.667	0	4	4	2.6	2	2	0	0	0	5	9.1	
<b>Totals</b>			<b>15</b>	<b>435:06</b>	<b>46-128</b>	<b>.359</b>	<b>23-63</b>	<b>.365</b>	<b>30-42</b>	<b>.714</b>	<b>5</b>	<b>37</b>	<b>42</b>	<b>2.6</b>	<b>15</b>	<b>24</b>	<b>13</b>	<b>4</b>	<b>6</b>	<b>145</b>	<b>9.1</b>

**CAREER STATS**

SEASON	TEAM	GP-GS	MIN	AVG	FG-FGA	FG%	3FG-FGA	3FG%	FT-FTA	FT%	OFF	DEF	TOT	AVG	PF	FO	AST	TO	BLK	STL	PTS	AVG
2019-20	Hokies	16-15	435/27.2	46-128	.359	23-63	.365	30-42	.714	5	37	42	2.6	15-0	24	13	4	6	145	9.1		
<b>TOTAL</b>		<b>16-15</b>	<b>435/27.2</b>	<b>46-128</b>	<b>.359</b>	<b>23-63</b>	<b>.365</b>	<b>30-42</b>	<b>.714</b>	<b>5</b>	<b>37</b>	<b>42</b>	<b>2.6</b>	<b>15-0</b>	<b>24</b>	<b>13</b>	<b>4</b>	<b>6</b>	<b>145</b>	<b>9.1</b>		



**JONATHAN KABONGO** (kuh-BONGO)

Sophomore | 6-4 | 195  
G | Toronto, Canada

High School  
Thornlea Secondary

Major: Creative Writing

10

**AT THE RIM**

- Has yet to see action.
- Played in 21 games in 2018-19.
- Hit a 3-pointer, pulled down two rebounds and swatted a shot against Miami (Fla) in the second round of the ACC Tournament.
- Tied a career high and scored an ACC-high six points at Pitt, while collecting ACC highs in three categories—two rebounds, one assist and a steal in his second-most minutes of the season with 13.
- Scored his first points in ACC action, coming off the bench in the final minute and making a layup versus Syracuse.
- Played in his first league game against Wake Forest.
- Scored his first points as a Hokie against Central Connecticut State, nailing a 3-pointer.
- Played in the season opener against Gardner-Webb, earning his first assist.

**CAREER HIGHS**

Statistic	Value
Points	6 at Pittsburgh 02/16/19, vs UMES 12/28/18
Rebounds	2 at Pittsburgh 02/16/19, vs Northeastern 11/16/18, vs Miami (FL) 03/13/19
Assists	1 4 times
Steals	1 at Notre Dame 02/23/19, at Pittsburgh 02/16/19, vs South Carolina St. 12/09/18
Blocks	1 vs Miami (FL) 03/13/19
FG Made	2 at Pittsburgh 02/16/19, vs UMES 12/28/18
FG Attempts	5 vs UMES 12/28/18
3FG Made	2 at Pittsburgh 02/16/19
3FG Attempts	4 vs Central Conn. St. 12/01/18, vs UMES 12/28/18
FT Made	1 vs Virginia 02/18/19, vs UMES 12/28/18
FT Attempts	2 vs UMES 12/28/18

**GAME-BY-GAME STATS**

**CAREER STATS**

SEASON	TEAM	GP-GS	MIN	AVG	FG-FGA	FG%	3FG-FGA	3FG%	FT-FTA	FT%	OFF	DEF	TOT	AVG	PF	FO	AST	TO	BLK	STL	PTS	AVG
2018-19	Hokies	21-0	102/4.8	11-28	.393	7-22	.318	2-4	.500	0	12	12	0.6	10-0	4	4	1	3	31	1.5		
<b>TOTAL</b>		<b>21-0</b>	<b>102/4.8</b>	<b>11-28</b>	<b>.393</b>	<b>7-22</b>	<b>.318</b>	<b>2-4</b>	<b>.500</b>	<b>0</b>	<b>12</b>	<b>12</b>	<b>0.6</b>	<b>10-0</b>	<b>4</b>	<b>4</b>	<b>1</b>	<b>3</b>	<b>31</b>	<b>1.5</b>		







JALEN CONE

Freshman | 5-10 | 170  
G | Walkertown, N.C.

High School  
Walkertown

Major: Undecided

15

AT THE RIM

- Has played in all 16 games.
- Tallied 10 points, including a 3-pointer from 30 feet out as the shot clock expired, and one rebound against NC State (1/11).
- Scored a career-high 19 points (16 in the second half) in 19 minutes off the bench at Syracuse (1/7), getting two huge four-point plays and finishing with five 3-pointers, one rebound and an assist. It marked his second five 3-pointer game.
- In just 13 minutes off the bench, tallied nine points thanks to two 3-pointers, including one of those being a four-point play, and made a career-high three free throws against VMI (12/21).
- Turned in 17 points vs. Delaware State (11/20), hitting five 3-pointers and doing it in just 18 minutes of action.
- Four-year letterwinner at Walkertown High School under head coach Kevin Thompson.
- Top 100 prospect, ranked as the No. 8 point guard in the nation and a four-star prospect by 247Sports.com.
- Reclassified from the 2020 class and graduated from high school this past summer a year early.
- Ranked 53rd in the ESPN 100 rankings for the Class of 2020.
- Second-team All-State selection as a junior by USA Today and the North Carolina Basketball Coaches Association.
- Has a daughter named Ivy Faithe Cone.

CAREER HIGHS

Table with 2 columns: Statistic, Value. Rows include Points (19), Rebounds (4), Assists (4), Steals (1), FG Made (5), FG Attempts (8), 3FG Made (5), 3FG Attempts (7), FT Made (4), FT Attempts (4).

GAME-BY-GAME STATS

Table with 24 columns: Opponent, Date, GS, MIN, Total (FG-FGA, PCT, 3FG-3FGA, PCT, Free throws FT-FTA, PCT), Rebounds (OFF, DEF, TOT, AVG), PF, A, T/O, BLK, STL, PTS, PTS AVG. Includes a Totals row at the bottom.

CAREER STATS

Table with 24 columns: SEASON, TEAM, GP-GS, MIN, AVG, Field Goals (FG-FGA, FG%), 3-Point (3FG-FGA, 3FG%), F-Throws (FT-FTA, FT%), Rebounds (OFF, DEF, TOT, AVG), PF, FO, AST, TO, BLK, STL, PTS, PTS AVG. Includes a Totals row.



JOHN OJIAKO (OH-gee-ah-co)

Freshman | 6-10 | 240  
F | Lagos, Nigeria

High School  
Admiral Farragut

Major: Undecided

21

AT THE RIM

- Has played in all 16 games.
- Had one rebound, a steal and a block versus NC State (1/11).
- Grabbed two offensive rebounds and had two points at Syracuse (1/7).
- Pulled down a rebound in eight minutes of action at No. 19/19 Virginia (1/4).
- Exploded for a near double-double in 20 minutes of action versus Maryland Eastern Shore (12/29), collecting a career-high 15 points, eight rebounds and a career-best three blocks.
- Pulled down a career-high nine rebounds and four points versus Gardner-Webb (12/15).
- Had a near double-double against Delaware State (11/20), recording nine points and seven rebounds - both career highs.
- Played at Admiral Farragut High School.
- Originally from Nigeria, played his high school basketball first in Kentucky and last year in St. Petersburg, Florida.
- Rated as No. 25 center in the nation and No. 10 player in Florida by ESPN.
- Three-star prospect on 247 Sports and Rivals.com.
- No. 21 player in Florida by 247 Sports.
- Hopes to become a medical doctor.

CAREER HIGHS

Table with 2 columns: Statistic, Value. Rows include Points (15), Rebounds (9), Assists (1), Steals (2), Blocks (3), FG Made (5), FG Attempts (10), FT Made (5), FT Attempts (6).

GAME-BY-GAME STATS

Table with 24 columns: Opponent, Date, GS, MIN, Total (FG-FGA, PCT, 3FG-3FGA, PCT, Free throws FT-FTA, PCT), Rebounds (OFF, DEF, TOT, AVG), PF, A, T/O, BLK, STL, PTS, PTS AVG. Includes a Totals row at the bottom.

CAREER STATS

Table with 24 columns: SEASON, TEAM, GP-GS, MIN, AVG, Field Goals (FG-FGA, FG%), 3-Point (3FG-FGA, 3FG%), F-Throws (FT-FTA, FT%), Rebounds (OFF, DEF, TOT, AVG), PF, FO, AST, TO, BLK, STL, PTS, PTS AVG. Includes a Totals row.







### GRANT YATES

Sophomore | 6-8 | 210  
F | Gainesville, Va.

High School / Last School  
Battlefield / Christopher Newport

Major: Business

# 13

#### AT THE RIM

- Due to NCAA transfer rules, will have to sit out this season.
- Walk-on after transferring from Christopher Newport University.
- At Christopher Newport, he appeared in 19 games as a freshman in the 2018-19 season.
- Scored 17 points and grabbed 11 rebounds on the season.

#### CAREER HIGHS

#### GAME-BY-GAME STATS



### RYAN PAYNE

Junior | 6-8 | 220  
F | Mechansville, Va.

High School  
Hanover

Major: Finance

# 25

#### AT THE RIM

- Team manager.
- Three-year letterwinner at Hanover High School under head coach Darren Thornton.
- VHSL 4A first-team all-state.
- Conference 20 Player of the Year.
- Three-time all-academic team.

#### CAREER HIGHS

#### GAME-BY-GAME STATS



### KEVE ALUMA ((Kev-aye)

Junior | 6-9 | 240  
F | Berline, Md.

High School/Last School  
Stephen Dcatur / Wofford

Major: Human Development

# 22

#### AT THE RIM

- Due to NCAA transfer rules, will have to sit out this season.
- Played in 68 games, including starting 34 contests his sophomore season at Wofford.
- Averaged seven points and seven rebounds per game in 2018-19.
- Racked up the second-most rebounds on the team with 239.
- Scored in double figures eight times and recorded two double-doubles
- Had a knack on the offensive glass, ranking fifth in the SoCon with 2.8 offensive rebounds per game in league action.
- In his free time, he enjoys playing soccer.

#### CAREER HIGHS

Statistic	Value
Points	14 vs Mars Hill 11/23/18, vs The Citadel 01/03/19
Rebounds	12 vs Samford 01/24/19
Assists	4 at Oklahoma 11/18/18
Steals	3 vs Samford 01/24/19
Blocks	3 at Furman 02/23/19, at ETSU 02/07/19, vs VMI 03/09/19
FG Made	6 vs Chattanooga 01/26/19, vs Samford 01/24/19
FG Attempts	9 vs Samford 01/24/19
3FG Attempts	1 at High Point 11/10/18
FT Made	6 vs Mars Hill 11/23/18, at Mercer 01/31/19, vs Seton Hall 03/21/19
FT Attempts	9 at Mercer 01/31/19

#### CAREER STATS

SEASON	TEAM	GP-GS	MIN	Field Goals		3-Point		F-Throws		Rebounds			Scoring								
				FG-FGA	FG%	3FG-FGA	3FG%	FT-FTA	FT%	OFF	DEF	TOT	AVG	PF-FO	AST	TO	BLK	STL	PTS	AVG	
2017-18	WOF	33-2	439	13.3	30-53	.566	0-0	.000	24-42	.571	45	68	113	3.4	63-2	18	20	13	6	84	2.5
2018-19	WOF	35-34	930	26.6	94-141	.667	0-1	.000	54-94	.574	92	147	239	6.8	81-3	34	36	31	23	242	6.9
<b>TOTAL FOR Hokies</b>		<b>0-0</b>	<b>0/0.0</b>	<b>0-0</b>	<b>.000</b>	<b>0-0</b>	<b>.000</b>	<b>0-0</b>	<b>.000</b>	<b>0</b>	<b>0</b>	<b>0</b>	<b>0.0</b>	<b>0-0</b>	<b>0</b>	<b>0</b>	<b>0</b>	<b>0</b>	<b>0</b>	<b>0</b>	<b>0.0</b>
<b>TOTAL</b>		<b>68-36</b>	<b>1369</b>	<b>20.1</b>	<b>124-194</b>	<b>.639</b>	<b>0-1</b>	<b>.000</b>	<b>78-136</b>	<b>.574</b>	<b>137</b>	<b>215</b>	<b>352</b>	<b>5.2</b>	<b>144-5</b>	<b>52</b>	<b>56</b>	<b>44</b>	<b>29</b>	<b>326</b>	<b>4.8</b>



## NCAA STATS

Statistic	National Rank	Conference Rank	Value	National Leader	Value	Conference Leader	Value
3-pt Field Goal Attempts (350 ranked)	38	2	438	North Florida	610	Notre Dame	461
Assist Turnover Ratio (350 ranked)	3	2	1.61	Notre Dame	1.83	Notre Dame	1.83
Assists Per Game (350 ranked)	46	4	15.6	Dayton	19.4	Notre Dame	18.2
Blocked Shots Per Game (350 ranked)	234	14	2.8	UConn	7.1	Duke	6.7
Defensive Rebounds per Game (350 ranked)	81	5	27.38	Yale	31.47	North Carolina	29.31
Fewest Fouls (350 ranked)	7	3	199	Cornell	185	Notre Dame	187
Fewest Turnovers (350 ranked)	3	1	155	Cornell	146	Virginia Tech	155
Field-Goal Percentage (350 ranked)	170	7	43.8	Dayton	52.4	Duke	48.9
Field-Goal Percentage Defense (350 ranked)	52	5	39.3	Virginia	34.6	Virginia	34.6
Free Throw Attempts (350 ranked)	317	13	235	New Mexico	456	Wake Forest	366
Free Throws Made (350 ranked)	309	13	168	New Mexico	330	Wake Forest	272
Free-Throw Percentage (350 ranked)	130	8	71.5	Pepperdine	83.5	Florida St.	75.9
Offensive Rebounds Per Game (350 ranked)	295	14	8.44	Houston	15.31	North Carolina	14.31
Personal Fouls Per Game (350 ranked)	2	2	12.4	Notre Dame	11.7	Notre Dame	11.7
Rebound Margin (350 ranked)	183	9	0.5	Houston	11.6	North Carolina	9.1
Scoring Defense (350 ranked)	31	4	61.3	Virginia	48.7	Virginia	48.7
Scoring Margin (350 ranked)	56	4	10.2	Duke	21.5	Duke	21.5
Scoring Offense (350 ranked)	187	9	71.4	Gonzaga	87.8	Duke	83.8
Steals Per Game (350 ranked)	240	12	5.9	Eastern Mich.	11.6	Florida St.	9.5
Three Pt FG Defense (350 ranked)	74	5	30.4	Arkansas	22.6	Virginia	27.6
Three-Point Field Goals Per Game (350 ranked)	13	1	10.2	North Florida	12.3	Virginia Tech	10.2
Three-Point Field-Goal Percentage (350 ranked)	37	2	37.2	Saint Mary's (CA)	42.1	Louisville	37.5
Total 3-point FGM (350 ranked)	17	1	163	North Florida	233	Virginia Tech	163
Total Assists (349 ranked)	64	4	250	Gonzaga	346	Notre Dame	291
Total Blocks (350 ranked)	239	14	44	FIU	116	Duke	107
Total Rebounds (350 ranked)	210	7	573	South Dakota St.	793	North Carolina	698
Total Rebounds Per Game (350 ranked)	190	8	35.81	North Carolina	43.63	North Carolina	43.63
Total Steals (350 ranked)	251	11	94	Nicholls St.	188	Florida St.	152
Turnover Margin (348 ranked)	49	6	2.7	UNC Asheville	7.8	Florida St.	5.4
Turnovers Forced (350 ranked)	284	12	12.38	SFA	23.13	Florida St.	18.38
Turnovers Per Game (350 ranked)	1	1	9.7	Virginia Tech	9.7	Virginia Tech	9.7
Won-Lost Percentage (350 ranked)	42	4	75.0	San Diego St. Auburn	100.0 100.0	Duke	93.8

Statistic	Player	National Rank	Conference Rank	Value	National Leader	Value	Conference Leader	Value
3-pt Field Goal Attempts (246 ranked)	Landers Nolley II	91	3	111	Jhivvan Jackson, UTSA	184	Buddy Boeheim, Syracuse	145
Assist Turnover Ratio (249 ranked)	Wabissa Bede	4	1	3.70	Cam Spencer, Loyola Maryland	6.13	Wabissa Bede, Virginia Tech	3.70
Assists Per Game (248 ranked)	Wabissa Bede	17	3	6.3	Zavier Simpson, Michigan	8.9	Markell Johnson, NC State	7.0
					Tre Jones, Duke			7.0
Blocked Shots Per Game (231 ranked)					Kylor Kelley, Oregon St.	4.13	James Banks III, Georgia Tech	3.13
							Manny Bates, NC State	3.13
Defensive Rebounds per Game (250 ranked)	Landers Nolley II	175	10	5.19	John Mooney, Notre Dame	10.47	John Mooney, Notre Dame	10.47
Double Doubles (173 ranked)					Nathan Knight, William & Mary	14	John Mooney, Notre Dame	13
Field-Goal Percentage (250 ranked)					Udoka Azubuike, Kansas	78.3	Vernon Carey, Duke	60.8
Free Throw Attempts (244 ranked)					Jayden Gardner, East Carolina	135	Vernon Carey, Duke	101
Free Throws Made (236 ranked)					Markus Howard, Marquette	107	Olivier Sarr, Wake Forest	66
					Grant Riller, Col. of Charleston	107		
Free-Throw Percentage (247 ranked)	Landers Nolley II	219	11	77.6	Joseph Girard III, Syracuse	95.7	Joseph Girard III, Syracuse	95.7
Minutes Per Game (250 ranked)					Jahlil Jenkins, Fairleigh Dickinson	38:57	Elijah Hughes, Syracuse	38:05
Offensive Rebounds Per Game (248 ranked)	Tyrece Radford	184	14	2.38	Kevin Marfo, Quinnipiac	4.79	John Mooney, Notre Dame	3.47
Points Per Game (249 ranked)	Landers Nolley II	77	3	17.9	Markus Howard, Marquette	26.8	Jordan Nwora, Louisville	20.8
Rebounds Per Game (246 ranked)					John Mooney, Notre Dame	13.9	John Mooney, Notre Dame	13.9
Steals Per Game (246 ranked)					Fatts Russell, Rhode Island	3.40	Steffon Mitchell, Boston College	2.44
					Josh Sharkey, Samford	3.40		
Three-Point Field Goals Per Game (250 ranked)	Landers Nolley II	48	3	2.81	Aaron Nesmith, Vanderbilt	4.29	Buddy Boeheim, Syracuse	3.63
Three-Point Field-Goal Percentage (103 ranked)	Landers Nolley II	40	4	40.5	Aaron Nesmith, Vanderbilt	52.2	Jordan Nwora, Louisville	44.2
Total 3-point FGM (234 ranked)	Landers Nolley II	52	3	45	Dru Kuxhausen, McNeese	68	Buddy Boeheim, Syracuse	58
Total Assists (247 ranked)	Wabissa Bede	17	2	100	Zavier Simpson, Michigan	142	Markell Johnson, NC State	105
Total Blocks (232 ranked)					Osasumwen Osaghae, FIU	69	James Banks III, Georgia Tech	50
							Manny Bates, NC State	50
Total Field Goal Attempts (245 ranked)	Landers Nolley II	68	3	231	Jhivvan Jackson, UTSA	363	Jordan Nwora, Louisville	239
Total Field Goals Made (248 ranked)	Landers Nolley II	103	4	98	Terry Taylor, Austin Peay	158	Jordan Nwora, Louisville	116
Total Minutes (250 ranked)					Jordan Ford, Saint Mary's (CA)	709:32	Elijah Hughes, Syracuse	609:24
Total Points (248 ranked)	Landers Nolley II	87	3	286	Jhivvan Jackson, UTSA	439	Jordan Nwora, Louisville	333
Total Rebounds (247 ranked)					James Butler, Drexel	212	John Mooney, Notre Dame	209
Total Steals (241 ranked)					Jacob Gilyard, Richmond	53	Steffon Mitchell, Boston College	39
Triple Doubles (1 ranked)					15 players tied	1	Markell Johnson, NC State	1





LAST FOUR BOX SCORES



Official Basketball Box Score - Final
Maryland-Eastern Shore at Virginia Tech
12/29/19 Cassell Coliseum, Blacksburg, VA
2019-20 Men's Basketball

Game Time: 11:00 PM
Game Duration: 1:43
Attendance: 7,642

Officials: Roger Ayers, Mark Schnur, Tony Chazaa

Box score table for Maryland-Eastern Shore vs Virginia Tech. Columns include NO. Name, Min, FG, 3P, FT, Rebounds, Fouls, TP, AS, TO, ST, Blocks, +/-, and Totals.

Shooting By Period table for Maryland-Eastern Shore vs Virginia Tech. Columns include 1st FG%, 3PT%, 2nd FG%, 3PT%, GM FG%, 3PT%, FT%, and Dead Ball Rebounds.

Technical Fouls:NONE

Box score table for Virginia Tech vs Maryland-Eastern Shore. Columns include NO. Name, Min, FG, 3P, FT, Rebounds, Fouls, TP, AS, TO, ST, Blocks, +/-, and Totals.

Shooting By Period table for Virginia Tech vs Maryland-Eastern Shore. Columns include 1st FG%, 3PT%, 2nd FG%, 3PT%, GM FG%, 3PT%, FT%, and Dead Ball Rebounds.

Technical Fouls:NONE

Summary statistics table for Maryland-Eastern Shore vs Virginia Tech. Includes Biggest lead, Best Scoring Run, Lead Changes, Times Tied, Time with Lead, Points from Turnovers, Second Chance, Fast Breaks, Bench, and Period by Period Scoring.



Official Basketball Box Score - Final
Virginia Tech at Virginia
01/04/20 John Paul Jones Arena, Charlottesville, VA
Virginia vs. Virginia Tech

Game Time: 7:00 PM
Game Duration: 1:44
Attendance: 14,629

Officials: Ted Valentine, Bert Smith, Nathan Farrell

Box score table for Virginia Tech vs Virginia Tech. Columns include NO. Name, Min, FG, 3P, FT, Rebounds, Fouls, TP, AS, TO, ST, Blocks, +/-, and Totals.

Shooting By Period table for Virginia Tech vs Virginia Tech. Columns include 1st FG%, 3PT%, 2nd FG%, 3PT%, GM FG%, 3PT%, FT%, and Dead Ball Rebounds.

Technical Fouls:NONE

Box score table for Virginia Tech vs Virginia Tech. Columns include NO. Name, Min, FG, 3P, FT, Rebounds, Fouls, TP, AS, TO, ST, Blocks, +/-, and Totals.

Shooting By Period table for Virginia Tech vs Virginia Tech. Columns include 1st FG%, 3PT%, 2nd FG%, 3PT%, GM FG%, 3PT%, FT%, and Dead Ball Rebounds.

Technical Fouls:NONE

Summary statistics table for Virginia Tech vs Virginia Tech. Includes Biggest lead, Best Scoring Run, Lead Changes, Times Tied, Time with Lead, Points from Turnovers, Second Chance, Fast Breaks, Bench, and Period by Period Scoring.



Official Basketball Box Score - Final
Virginia Tech at Syracuse
01/08/20 Carrier Dome, Syracuse
2019-20 Men's Basketball

Game Time: 2:00 AM
Game Duration: 2:03
Attendance: 16,304

Officials: Lee Cassel, James Breeding, Justin Porterfield

Box score table for Virginia Tech vs Syracuse. Columns include NO. Name, Min, FG, 3P, FT, Rebounds, Fouls, TP, AS, TO, ST, Blocks, +/-, and Totals.

Shooting By Period table for Virginia Tech vs Syracuse. Columns include 1st FG%, 3PT%, 2nd FG%, 3PT%, GM FG%, 3PT%, FT%, and Dead Ball Rebounds.

Technical Fouls:NONE

Box score table for Syracuse vs Virginia Tech. Columns include NO. Name, Min, FG, 3P, FT, Rebounds, Fouls, TP, AS, TO, ST, Blocks, +/-, and Totals.

Shooting By Period table for Syracuse vs Virginia Tech. Columns include 1st FG%, 3PT%, 2nd FG%, 3PT%, GM FG%, 3PT%, FT%, and Dead Ball Rebounds.

Technical Fouls:NONE

Summary statistics table for Virginia Tech vs Syracuse. Includes Biggest lead, Best Scoring Run, Lead Changes, Times Tied, Time with Lead, Points from Turnovers, Second Chance, Fast Breaks, Bench, and Period by Period Scoring.



Official Basketball Box Score - Final
NC State at Virginia Tech
01/11/20 Cassell Coliseum, Blacksburg, VA
2019-20 Men's Basketball

Game Time: 7:00 PM
Game Duration: 1:50
Attendance: 9,275

Officials: Roger Ayers, Job Harness, Bert Lennox

Box score table for NC State vs Virginia Tech. Columns include NO. Name, Min, FG, 3P, FT, Rebounds, Fouls, TP, AS, TO, ST, Blocks, +/-, and Totals.

Shooting By Period table for NC State vs Virginia Tech. Columns include 1st FG%, 3PT%, 2nd FG%, 3PT%, GM FG%, 3PT%, FT%, and Dead Ball Rebounds.

Technical Fouls:NONE

Box score table for Virginia Tech vs NC State. Columns include NO. Name, Min, FG, 3P, FT, Rebounds, Fouls, TP, AS, TO, ST, Blocks, +/-, and Totals.

Shooting By Period table for Virginia Tech vs NC State. Columns include 1st FG%, 3PT%, 2nd FG%, 3PT%, GM FG%, 3PT%, FT%, and Dead Ball Rebounds.

Technical Fouls:NONE

Summary statistics table for NC State vs Virginia Tech. Includes Biggest lead, Best Scoring Run, Lead Changes, Times Tied, Time with Lead, Points from Turnovers, Second Chance, Fast Breaks, Bench, and Period by Period Scoring.

## COMBINED SEASON STATS

### Game Records

Record	Overall	Home	Away	Neutral
ALL GAMES	12-4	9-1	2-1	1-2
CONFERENCE	3-2	1-1	2-1	0-0
NON-CONFERENCE	9-2	8-0	0-0	1-2

### Score by Periods

Team	1st	2nd	OT	TOT
Virginia Tech	551	592	0	1143
Opponents	470	510	0	980

### Team Box Score

No.	Player	Total					3-Point		F-Throw		Rebounds				Other				PTS	AVG		
		GP-GS	MIN	AVG	FG-FGA	FG%	3FG-FGA	3FG%	FT-FTA	FT%	OFF	DEF	TOT	AVG	PF	DQ	A	TO			BLK	STL
2	NOLLEY II, Landers	16-16	478:50	29.9	98-231	.424	45-111	.405	45-58	.776	10	83	93	5.8	26	0	40	48	4	14	286	17.9
4	ALLEYNE, Nahiem	16-15	435:06	27.2	46-128	.359	23-63	.365	30-42	.714	5	37	42	2.6	15	0	24	13	4	6	145	9.1
23	RADFORD, Tyrece	16-14	361:29	22.6	55-83	.663	1-8	.125	24-35	.686	38	59	97	6.1	22	0	21	6	6	14	135	8.4
14	HORNE, P.J.	16-16	431:02	26.9	54-106	.509	20-58	.345	3-4	.750	18	55	73	4.6	31	0	8	18	8	10	131	8.2
0	CATTOOR, Hunter	15-1	343:03	22.9	37-86	.430	27-67	.403	11-18	.611	3	38	41	2.7	19	0	23	7	3	15	112	7.5
15	CONE, Jalen	16-0	215:51	13.5	34-75	.453	26-47	.553	14-15	.933	1	16	17	1.1	23	0	8	15	0	1	108	6.8
3	BEDE, Wabissa	16-16	467:36	29.2	33-92	.359	6-33	.182	17-27	.630	4	60	64	4.0	25	0	100	27	5	18	89	5.6
1	WILKINS, Isaiah	16-2	252:25	15.8	27-79	.342	15-48	.313	12-16	.750	15	38	53	3.3	16	1	25	7	2	10	81	5.1
21	OJIAKO, John	16-0	179:48	11.2	21-39	.538	0-0	.000	12-20	.600	19	23	42	2.6	17	0	1	6	11	5	54	3.4
11	PALMER, Brendan	2-0	08:28	4.2	1-4	.250	0-3	.000	0-0	.000	1	3	4	2.0	0	0	0	1	0	1	2	1.0
24	JOHNSON, Branden	6-0	26:21	4.4	0-3	.000	0-0	.000	0-0	.000	2	3	5	0.8	5	0	0	0	1	0	0	0.0
Team											19	23	42				7					
<b>Total</b>		<b>16</b>			<b>406-926</b>	<b>.438</b>	<b>163-438</b>	<b>.372</b>	<b>168-235</b>	<b>.715</b>	<b>135</b>	<b>438</b>	<b>573</b>	<b>35.8</b>	<b>199</b>	<b>1</b>	<b>250</b>	<b>155</b>	<b>44</b>	<b>94</b>	<b>1143</b>	<b>71.4</b>
<b>Opponents</b>		<b>16</b>			<b>367-933</b>	<b>.393</b>	<b>130-428</b>	<b>.304</b>	<b>116-175</b>	<b>.663</b>	<b>149</b>	<b>416</b>	<b>565</b>	<b>35.3</b>	<b>231</b>	<b>-</b>	<b>205</b>	<b>198</b>	<b>41</b>	<b>66</b>	<b>980</b>	<b>61.3</b>

### Team Statistics

	Hokies	OPP
<b>Scoring</b>	<b>1143</b>	<b>980</b>
Points per game	71.4	61.3
Scoring margin	+10.1	-
<b>Field goals-att</b>	<b>406-926</b>	<b>367-933</b>
Field goal pct	.438	.393
<b>3 point fg-att</b>	<b>163-438</b>	<b>130-428</b>
3-point FG pct	.372	.304
3-pt FG made per game	10.2	8.1
<b>Free throws-att</b>	<b>168-235</b>	<b>116-175</b>
Free throw pct	.715	.663
F-Throws made per game	10.5	7.3
<b>Rebounds</b>	<b>573</b>	<b>565</b>
Rebounds per game	35.8	35.3
Rebounding margin	+0.5	-
<b>Assists</b>	<b>250</b>	<b>205</b>
Assists per game	15.6	12.8
<b>Turnovers</b>	<b>155</b>	<b>198</b>
Turnovers per game	9.7	12.4
Turnover margin	+2.7	-
Assist/turnover ratio	1.6	1.0
<b>Steals</b>	<b>94</b>	<b>66</b>
Steals per game	5.9	4.1
<b>Blocks</b>	<b>44</b>	<b>41</b>
Blocks per game	2.8	2.6
<b>Winning streak</b>	<b>2</b>	<b>-</b>
Home win streak	5	-
<b>Attendance</b>	<b>86768</b>	<b>38633</b>
Home games-Avg/Game	10-8677	3-12878
Neutral site-Avg/Game	-	3-2400

### Team Results

Date	Opponent	Score	Att.
11/05/19	at Clemson	W 67-60	7500
11/08/19	Coppin St.	W 74-42	9275
11/13/19	USC Upstate	W 80-57	8536
11/16/19	Lehigh	W 79-53	9275
11/20/19	Delaware St.	W 100-64	8421
11/25/19	vs Michigan St.	W 71-66	2400
11/26/19	vs Dayton	L 62-89	2400
11/27/19	vs BYU	L 77-90	2400
12/06/19	Duke	L 63-77	9275
12/11/19	Chattanooga	W 63-58	8348
12/15/19	Gardner-Webb	W 73-46	9275
12/21/19	VMI	W 64-55	7446
12/29/19	UMES	W 92-37	7642
01/04/20	at Virginia	L 39-65	14629
01/07/20	at Syracuse	W 67-63	16504
01/11/20	NC State	W 72-58	9275



## CONFERENCE SEASON STATS

### Game Records

Record	Overall	Home	Away	Neutral
ALL GAMES	3-2	1-1	2-1	0-0
CONFERENCE	3-2	1-1	2-1	0-0
NON-CONFERENCE	0-0	0-0	0-0	0-0

### Score by Periods

Team	1st	2nd	OT	TOT
Virginia Tech	159	149	0	308
Opponents	171	152	0	323

### Team Box Score

No.	Player	Total			3-Point		F-Throw		Rebounds				PF DQ A TO BLK STL PTS AVG									
		GP-GS	MIN	AVG	FG-FGA	FG%	3FG-FGA	3FG%	FT-FTA	FT%	OFF	DEF	TOT	AVG	PF	DQ	A	TO	BLK	STL	PTS	AVG
2	NOLLEY II, Landers	5-5	168:38	33.7	34-79	.430	12-36	.333	17-23	.739	5	25	30	6.0	13	0	11	23	0	4	97	19.4
23	RADFORD, Tyrece	5-4	118:24	23.7	19-24	.792	0-0	.000	11-14	.786	8	24	32	6.4	7	0	3	2	2	2	49	9.8
14	HORNE, P.J.	5-5	156:32	31.3	17-43	.395	5-26	.192	3-3	1.000	3	23	26	5.2	12	0	2	5	2	2	42	8.4
15	CONE, Jalen	5-0	62:42	12.5	10-23	.435	8-14	.571	6-6	1.000	0	4	4	0.8	5	0	1	3	0	0	34	6.8
4	ALLEYNE, Nahiem	5-4	121:36	24.3	8-36	.222	6-17	.353	8-13	.615	3	11	14	2.8	8	0	5	4	0	3	30	6.0
3	BEDE, Wabissa	5-5	158:29	31.7	8-20	.400	0-6	.000	7-8	.875	0	21	21	4.2	9	0	28	12	1	6	23	4.6
1	WILKINS, Isaiah	5-1	73:14	14.6	5-23	.217	4-16	.250	3-5	.600	8	8	16	3.2	6	1	6	3	0	3	17	3.4
0	CATTOOR, Hunter	5-1	107:13	21.4	2-18	.111	2-15	.133	6-6	1.000	0	9	9	1.8	4	0	6	3	0	4	12	2.4
21	OJIAKO, John	5-0	33:12	6.6	2-4	.500	0-0	.000	0-1	.000	2	3	5	1.0	1	0	0	1	1	1	4	0.8
Team											7	10	17					3				
<b>Total</b>		<b>5</b>	<b>1000</b>		<b>105-270</b>	<b>.389</b>	<b>37-130</b>	<b>.285</b>	<b>61-79</b>	<b>.772</b>	<b>36</b>	<b>138</b>	<b>174</b>	<b>34.8</b>	<b>65</b>	<b>1</b>	<b>62</b>	<b>59</b>	<b>6</b>	<b>25</b>	<b>308</b>	<b>61.6</b>
<b>Opponents</b>		<b>5</b>	<b>1000</b>		<b>122-303</b>	<b>.403</b>	<b>33-123</b>	<b>.268</b>	<b>46-64</b>	<b>.719</b>	<b>44</b>	<b>139</b>	<b>183</b>	<b>36.6</b>	<b>71</b>	<b>2</b>	<b>58</b>	<b>44</b>	<b>14</b>	<b>28</b>	<b>323</b>	<b>64.6</b>

### Team Statistics

	HOKIES	OPP
<b>Scoring</b>	<b>308</b>	<b>323</b>
Points per game	61.6	64.6
Scoring margin	-3.0	-
<b>Field goals-att</b>	<b>105-270</b>	<b>122-303</b>
Field goal pct	.389	.403
<b>3 point fg-att</b>	<b>37-130</b>	<b>33-123</b>
3-point FG pct	.285	.268
3-pt FG made per game	7.4	6.6
<b>Free throws-att</b>	<b>61-79</b>	<b>46-64</b>
Free throw pct	.772	.719
F-Throws made per game	12.2	9.2
<b>Rebounds</b>	<b>174</b>	<b>183</b>
Rebounds per game	34.8	36.6
Rebounding margin	-1.8	-
<b>Assists</b>	<b>62</b>	<b>58</b>
Assists per game	12.4	11.6
<b>Turnovers</b>	<b>59</b>	<b>44</b>
Turnovers per game	11.8	8.8
Turnover margin	-3.0	-
Assist/turnover ratio	1.1	1.3
<b>Steals</b>	<b>25</b>	<b>28</b>
Steals per game	5.0	5.6
<b>Blocks</b>	<b>6</b>	<b>14</b>
Blocks per game	1.2	2.8
<b>Winning streak</b>	<b>2</b>	<b>-</b>
Home win streak	1	-
<b>Attendance</b>	<b>18550</b>	<b>38633</b>
Home games-Avg/Game	2-9275	3-12878
Neutral site-Avg/Game	-	0-0

### Team Results

Date	Opponent		Score	Att.
11/05/2019	at Clemson	W	67-60	7500
12/06/2019	Duke	L	63-77	9275
01/04/2020	at Virginia	L	39-65	14629
01/07/2020	at Syracuse	W	67-63	16504
01/11/2020	NC State	W	72-58	9275





**0**  
Hunter CATTOOR  
G | 6-3 | 205 | Fr.  
Orlando, Fla.  
(cuh-TOUR)




**1**  
Isaiah WILKINS  
G | 6-4 | 225 | So.  
Winston-Salem, N.C.



**2**  
Landers NOLLEY II  
G/F | 6-7 | 225 | r-Fr.  
Atlanta, Ga.  
(NAH-lee)



**3**  
Wabissa BEDE  
G | 6-0 | 200 | Jr.  
North Andover, Mass.  
(wa-BEE-sah BEE-dee)




**4**  
Nahiem ALLEYNE  
G | 6-3 | 195 | Fr.  
Buford, Ga.  
(na-HEEM ah-LEAN)



**10**  
Jonathan KABONGO  
G | 6-4 | 195 | So.  
Toronto, Canada  
(kuh-BONGO)



**11**  
Brendan PALMER  
G | 6-4 | 195 | So.  
Winston-Salem, N.C.



**13**  
Grant YATES  
F | 6-8 | 210 | So.  
Gainesville, Va.



**14**  
P.J. HORNE  
F | 6-6 | 225 | Jr.  
Tifton, Ga.



**15**  
Jalen CONE  
G | 5-10 | 170 | Fr.  
Walkertown, N.C.



**21**  
John OJIAKO  
F | 6-10 | 240 | Fr.  
Lagos, Nigeria  
(OH-gee-ah-co)




**22**  
Keve ALUMA  
F | 6-9 | 240 | Jr.  
Berlin, Md.  
(Kev-aye)



**23**  
Tyrece RADFORD  
G | 6-1 | 205 | r-Fr.  
Baton Rouge, La.  
(TIE-reese)



**24**  
Branden JOHNSON  
F | 6-8 | 230 | Gr.  
Garfield Heights, Ohio



**25**  
Ryan PAYNE  
F | 6-8 | 220 | Jr.  
Mechanicsville, Va.



Mike YOUNG  
Head Coach  
Emory & Henry, 1986  
First season



Chester FRAZIER  
Associate Head Coach  
Illinois, 2009  
First season



Christian WEBSTER  
Assistant Coach  
Harvard, 2013  
Fourth season



Antwon JACKSON  
Assistant Coach  
Pikeville, 1993  
First season

