



SAINT FRANCIS RED FLASH



Primary Contact: Taylor Powers • tpowers@francis.edu • (o) 814-472-3128 • (c) 814-341-5189



Saint Francis (1-3, 0-0 NEC) at No. 13 Virginia Tech (4-0, 0-0 ACC)

Watch: ACC Network Extra
Listen: hokiesports.com

Saturday, Nov. 24 | 1:00 P.M.

Blacksburg, Va. | Cassell Coliseum

2018-19 SCHEDULE/RESULTS

NOVEMBER

Tue. 6 Buffalo L, 82-67
 Fri. 9 MORGAN STATE W, 80-62
 Fri. 16 at No. 20 UCLA L, 95-58
 Mon. 19 No. 7 North Carolina L, 101-76
 Fri. 24 No. 16 Virginia Tech 1 p.m.
 Tue. 27 BLOOMSBURG 6 p.m.
 Fri. 30 NIAGARA 7 p.m.

DECEMBER

Tue. 4 American 7 p.m.
 Sun. 9 Delaware 2 p.m.
 Tue. 18 FRANCISCAN 7 p.m.
 Sat. 22 Lehigh 12 p.m.

JANUARY

Thu. 3 * MOUNT ST. MARY'S 7 p.m.
 Sat. 5 * FAIRLEIGH DICKINSON 7 p.m.
 Thu. 10 * LIU Brooklyn 7 p.m.
 Sat. 12 * St. Francis Brooklyn 4 p.m.
 Sat. 19 * at CCSU 3:30 p.m.
 Mon. 21 * at Bryant 5 p.m.
 Thu. 24 * WAGNER 7 p.m.
 Sat. 26 * SACRED HEART 7 p.m.
 Thu. 31 * at Robert Morris 7 p.m.

FEBRUARY

Sat. 2 * Mount St. Mary's 4 p.m.
 Thu. 7 * CCSU 5 p.m.
 Sat. 9 * BRYANT 7 p.m.
 Thu. 14 * Fairleigh Dickinson 6 p.m.
 Sat. 16 * ROBERT MORRIS 7 p.m.
 Thu. 21 * ST. FRANCIS BROOKLYN 7 p.m.
 Sat. 23 * LIU Brooklyn 1 p.m.
 Thu. 28 * Wagner 7 p.m.

MARCH

Sat. 2 * Sacred Heart 3:30 p.m.

* Northeast Conference game
Home games in BOLD CAPS

SERIES HISTORY

Series: SFU leads, 1-0
 Streak: SFU, W1
 Last Meeting: Saint Francis 73 Virginia Tech 65, (Dec. 5, 1950 - Johnstown, Pa.
 Krimmel vs. Va. Tech: 0-0

Saint Francis continues a stretch of three consecutive game vs. ranked opponents on Monday at No. 7 North Carolina.

WHAT TO WATCH

- SFU enters Saturday's showdown with the 8th most difficult schedule in the nation according to KenPom's adjusted schedule metric.
- Junior Keith Braxton is leading the NEC in rebounds per game at 10.5.
- SFU won the only meeting between the schools, 73-65, during the 1949-50 season.
- Saint Francis has pulled down 17 or more offensive rebounds in three of its first four games and leads the NEC in offensive rebounds per game at 16.5 per contest.
- SFU returns 93.3% of its scoring from 2017-18.
- SFU's 18 overall wins and 12 NEC wins were the most in each category since the 1990-91 team went 24-8 and 13-3 in the NEC.

SFU	1-3	W-L	VT	4-0
70.3 (85.0)	PPG	84.3 (66.5)		
34.9 (47.4)	FG%	52.3 (46.1)		
31.1 (30.2)	3FG%	40.2 (39.3)		
69.2 (73.8)	FT%	72.4 (66.7)		
41.8 (43.8)	RPG	30.8 (28.3)		
8.5 (18.5)	APG	17.5 (13.8)		
3.3 (7.8)	BLK	2.8 (3.5)		
7.0 (7.0)	STL	8.5 (3.8)		

Allowed in Parenthesis

STRENGTH OF SCHEDULE

According to the KenPom adjusted strength of schedule metric, Saint Francis has played the eighth most difficult schedule in the country through four games. That ranking will only climb after SFU's Saturday showdown at No. 13 Virginia Tech on Saturday. Four of SFU's first five opponents are currently ranked in the Top 25 in the AP Poll.

KEEPING IT CLOSE

In all three of its losses, SFU has been within six points of the lead at some stage in the second half. The Red Flash trailed current No. 22 Buffalo 52-51 with 12 minutes to play, current No. 17 UCLA 38-33 with 18:30 to play, and current No. 7 North Carolina 58-52 with 15:45 to play. If SFU could pull off the upset on Saturday, it would be its first win over a ranked opponent in its last 50 tries.

PROBABLE STARTERS



Jamaal King

5-10 · SR · G
Salisbury, Md.
Bishop O'Connell

Myles Thompson

6-6 · FR · G/F
Camden, N.J.
Camden

Keith Braxton

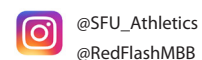
6-5 · JR · G
Glassboro, N.J.
Delsea

Andre Wolford

6-2 · SR · G
Willowick, Ohio
Saint Ignatius

Luidgy Laporal

6-9 · SR · F
Petitbout, France
Harcum C.C.



HEAD COACH ROB KRIMMEL



*Sixth Season
Saint Francis
'00*

Rob Krimmel enters his seventh season as the Saint Francis head men's basketball coach in 2018-19 after he was named the

21st coach in program history on April 19, 2012. He is in his 18th season on the Red Flash bench following a successful playing career at Saint Francis. Krimmel has amassed 79 wins in his first five seasons, ranking fourth in program history.

Krimmel's teams have shown improvement from year-to-year in five of his six seasons, culminating with the program's first NEC title appearance in the NEC Championship game since 1991 in 2016-17. The 18-win season in 2017-18 was the most by a Saint Francis team since 1990-91.

COACHING HISTORY

Saint Francis University
Head Coach 2012-Present
Associate Head Coach 2011-12
Assistant Coach 2000-11

PLAYING CAREER

Saint Francis University 1996-2000
Three-year starter 1997-2000
Two-year captain 1998-2000
NEC Men's Basketball
Scholar-Athlete of the Year 2000
NCAA Post-Graduate Scholarship 2000
Fifth on SFU's career 3FG% list . . . (39.8)

YEAR-BY-YEAR RECORD AT SAINT FRANCIS

Year	Overall Record	NEC Record	Notes/ Postseason
2012-13	5-24	5-13	First Season
2013-14	10-21	7-9	NEC Semifinals
2014-15	16-16	9-9	NEC Semis/CIT Bid
2015-16	13-17	9-9	NEC QF
2016-17	17-17	11-7	NEC Final/CIT Bid
2017-18	18-13	12-6	NEC QF/CIT Bid
2018-19	1-3	0-0	
Totals	80-111	53-53	4-5 in NEC Tourn.

REBOUNDING WIZARD

Junior Keith Braxton is proving last year's elite rebounding numbers weren't a fluke. After leading the NEC and all guards among NCAA Division I in rebounding last season at 9.5 per game, Braxton has increased those numbers through the first four games this season despite playing against taller, more athletic competition. Braxton has pulled down nine or more rebounds in all four games, averaging a conference-best 10.5 rpg. He also leads the team in assists with 10 and steals with 11, and is second on the team in scoring at 14.8 ppg.

BRAXTON HITS 1K

It was just a matter of time before junior Keith Braxton went over 1,000 career points, which he did in SFU's 80-62 win over Morgan State on Friday. Braxton is the quickest SFU player to 1,000 since Darshan Luckey reached the mark after his sophomore season in 2003-04. Braxton has needed just 67 games to reach 1,000, an average of 15.1 ppg. Luckey reached the mark after just 53 games.

HITTING THE OFFENSIVE GLASS

Saint Francis has been relentless on the offensive glass, averaging 17.7 offensive rebounds per game. SFU's season high in 2017-18 was 15 but the Red Flash has eclipsed that in each of its first three games, including a season-high 19 at UCLA.

BIG LOU GETS BUSY

Senior forward Luidgy Laporal had his best game of the season on Friday with eight points on 4-of-8 shooting. All of his buckets came via post touches.

BLACKMON'S BACK

The return of redshirt junior Isaiah Blackmon on Friday was a welcomed sight for Red Flash fans. Blackmon missed all but three games last season due to an ACL tear after leading SFU in scoring during the 2016-17 season. After a slow start to the game, Blackmon was able to shake off the rust in the second half and play a key part down the stretch in SFU's win. He finished the game with eight points and five rebounds in just 18 minutes of action.

DUNKIN DK

Junior Deivydas Kuzavas shot 59.5% from the field last season, the eighth best mark in single season program history. He is off to a blistering pace through two games in 2018-19, converting all seven of his field goal attempts. For his career, Kuzavas has shot 57.4 from the field.

2018-19 RED FLASH RECORD WHEN...

	Overall	NEC		Overall	NEC
Playing at Home	1-0	0-0	SFU Scores...		
Playing on the Road	0-3	0-0	59 Points or Fewer	0-1	0-0
Leading at Halftime	1-0	0-0	60-69 Points	0-1	0-0
Tied at Halftime	0-0	0-0	70-79 Points	0-1	0-0
Trailing at Halftime	0-3	0-0	80-89 Points	1-0	0-0
			90 Points or More	0-0	0-0
SFU Offense			Miscellaneous Stats		
Shoots 50% or Higher	0-0	0-0	More or Same Pts in Paint	1-0	0-0
Shoots Less than 50%	1-3	0-0	Fewer Pts in Paint	0-3	0-0
Shoots Higher than Opp.	1-0	0-0	More or Same Bench Pts	1-0	0-0
Shoots Same/Lower than Opp.	0-3	0-0	Fewer Bench Pts	0-3	0-0
Hits 8 or more 3-pointers	0-1	0-0	More or Same 2nd Chance Pts	1-0	0-0
Hits 7 or fewer 3-pointers	1-2	0-0	Fewer 2nd Chance Pts	0-3	0-0
Opponent Offense					
Shoots 50% or Higher	0-2	0-0	More or Tied Rebounds	1-1	0-0
Shoots Less than 50%	1-1	0-0	Fewer Rebounds	0-2	0-0
Hits 8 or more 3-pointers	0-1	0-0			
Hits 7 or fewer 3-pointers	1-2	0-0	One-Possession Games	0-0	0-0
			Overtime	0-0	0-0
			Following a Win	0-2	0-0
			Following a Loss	1-0	0-0

MEDIA INFORMATION

Primary Contact: Taylor Powers
Office: 814-472-3128
Email: TPowers@francis.edu
Press Row Phone: 814-472-3145
Mailing Address: 140 Lakeview Drive
Loretto, PA 15940

CREDENTIALS

Requests for media credentials should be made directly to Men's Basketball Primary Contact Taylor Powers. Credentials will be available at Will Call at the Stokes Center.

GAME DAY SERVICES

Pregame notes, halftime and final statistics plus a play-by-play account of the game will be available to all members of the working media.

INTERVIEWS

Interviews with head coach Rob Krimmel, his staff and players can be arranged through Men's Basketball Primary Contact Taylor Powers. Players and coaches will be available for in-person and telephone interviews. Freshmen student-athletes will not be made available to the media postgame.

RADIO INFORMATION

Permission to broadcast games is granted through the Saint Francis Office of Athletics Communications.

QUICK FACTS

LocationLoretto, Pa.
Founded1847
Enrollment2,400
Nickname Red Flash
Colors..... Red, White & Black
PMS Colors..... Red (PMS 1805)
Arena..... DeGol Arena
Opened1971
Capacity3,500
Press Row Phone814-472-3145
Affiliation NCAA Division I
Conference Northeast (NEC)
President/Rev. Malachi Van Tassel, T.O.R.
Athletics DirectorSusan Robinson-Frucht
SWA Erika Renwick
Senior Associate AD (MBB).....Jim Brazill
Ticket Office Phone.....814-472-3286
Athletics Website www.sfuathletics.com
First Season..... 1905-06
All-Time Record.....961-1,088
All-Time Record vs. NEC 264-360
NEC Tournament Championships..... 1
NCAA Tournament Appearances 1
Last Appearance1991
Last Opponent..... Arizona
ResultL, 93-80
NIT Appearances.....3 (1954, 1955, 1958)
Last Appearance1958
Last Opponent..... Fordham
ResultL, 83-59
CIT Appearances 3
Last Appearance2018
Last Opponent.....Illinois-Chicago
ResultL, 87-79

LOOKING TO END A STREAK

Saint Francis will have two more cracks to end a 49-game losing streak against ranked teams in the AP Poll. The Red Flash have lost 20 straight by double digits since a 91-85 defeat vs. No. 13 Pittsburgh on Dec. 1, 1990. The Red Flash trailed No. 19 Louisville by six with four minutes remaining before the Cardinals pulled away for an 84-72 win. SFU's last victory over a ranked opponent was on Jan. 25, 1959, a 92-81 win over St. Bonaventure.

MOVING THE NEEDLE

The Saint Francis basketball program continued to move the needle toward claiming its first NEC Championship in 27 years with 18 overall wins, its most since winning the title in 1990-91. The Red Flash finished third in the NEC during the regular season with a 12-6 record and qualified for the CIT Tournament, its third postseason appearance in the last four seasons.

HIGH-SCORING OFFENSE

For the second consecutive season, Saint Francis and its up-tempo offense led the NEC in scoring, averaging 79.0 points per game. The Red Flash boasted the top FT% (76.2%) and the top FG% (46.6%) and ranked second in the league in 3PT FG% (37.3%). Saint Francis scored 80 or more points in 16 of its 31 games.

BRAXTON EYEING ALL-TIME GREATS

Junior Keith Braxton is on pace to dent all the record books as he enters his junior season. The guard is just 24 points shy of 1,000 for his career and has already eclipsed 500 rebounds. If he duplicates his statistics from his first two years, he will finish third in career scoring (1,930), third in rebounding (1,178), fifth in assists (418) and first in steals (206). Braxton has recorded 24 double-doubles through his first two seasons and the first triple-double in school history which came last season in a win over FDU on Feb. 1

KRIMMEL CLIMBING THE RANKS

Saint Francis head coach Rob Krimmel continues to climb the SFU record books, moving up to fourth all-time in career wins with 79 through his first six seasons. He will pass Tom McConnell and Bobby Jones for second all-time with seven wins in 2018-19.

DEFEND DEGOL

More times than not, the Red Flash treated its fans to a show at DeGol Arena last season, posting an 11-3 home record. The 11 wins were the most at home in coach Krimmel's six-year tenure and the most since 1990-91. Unfortunately, Saint Francis's home magic ran out in the NEC Playoffs when it lost to Fairleigh Dickinson in the NEC Quarterfinals.

DOUBLE-DIGIT PERFORMANCES

	18-19	Career		18-19	Career
Double-Doubles			Rebounding		
Keith Braxton	1	25	Keith Braxton	2	31
Deivydas Kuzavas	0	1	Mark Flagg	1	3
Mark Flagg	0	1	Deivydas Kuzavas	0	1
Isaiah Blackmon	0	1	Isaiah Blackmon	0	1
Scoring			20-Point Games	18-19	Career
Keith Braxton	3	55	Jamaal King	2	20
Jamaal King	3	54	Keith Braxton	0	16
Myles Thompson	1	1	Isaiah Blackmon	0	7
Isaiah Blackmon	0	35	Andre Wolford	0	6
Andre Wolford	2	30	Scott Meredith	0	1
Randall Gaskins, Jr.	0	18	Randall Gaskins Jr,	0	1
Mark Flagg	0	6			
Deivydas Kuzavas	0	5			
Scott Meredith	0	3			

NEC AWARD WINNERS

For the first time ever, Saint Francis placed two players on the NEC All-Conference First Team. Junior Jamaal King earned one of the five spots after finishing third in the NEC in scoring during conference play at 20.7 points per game. He scored 20 or more points in 11 of 18 conference games and was the first Saint Francis player to score over 500 points in a season since Darshan Luckey in 2004-05.

Sophomore Keith Braxton also nabbed first team honors after claiming second team honors as a freshman in 2016-17. The top rebounder in the conference at 9.7 per game, Braxton also averaged 17.0 ppg, leading the league with 14 double-doubles. He averaged a double-double in conference games with 17.2 ppg and 10.0 rpg and ranked t-24th in all of NCAA Division I in rebounding and second among all guards. He was 8th in all of Division I in defensive rebounds per game at 8.0.

The accolades didn't stop there as junior Andre Wolford was named the conference's Most Improved Player. The top three-point shooter in the league, Wolford was the first SFU player to win the award since Earl Brown in 2012-13.

He made a team-high 97 three-pointers, the second most in a single season in school history, and ranked first in the NEC and second in the nation in 3PT FG% (49.5%).

Wolford upped his scoring average from 4.7 ppg as a sophomore to 14.1 ppg as a junior, recording six 20-point games. In addition to their First Team All-Conference nods, King and Braxton also landed on the NABC All-District 2 First Team.

KING HITS 1,000

Senior Jamaal King became the 40th player in program history and the first since Earl Brown to reach the 1,000 career point milestone with 15 points at Illinois-Chicago on Mar. 15. The feat is particularly impressive considering he had a shortened freshman season that saw him score a total of 35 points. Since then, he has averaged 14.9 ppg over 65 games.

500-CLUB

Both Jamaal King and Keith Braxton eclipsed 500 total points last season to become the first duo to do so since Mike Iuzzolino and Joe Anderson in 1990-91. They were also the first Saint Francis players to score over 500 points in one season since Darshan Luckey in 2004-05.

PRESEASON ALL-CONFERENCE TEAM

King and Braxton, First Team All-NEC selections from a year ago, were two of the five players selected to the NEC Preseason All-Conference Team. Joining the SFU duo was Fairleigh Dickinson's Mike Holloway Jr., Central Connecticut State's Tyler Kohl and LIU Brooklyn's Raiquan Clark. It is the second straight season that two SFU players were pegged Preseason All-Conference. Braxton and Isaiah Blackmon made the team at the start of the 2017-18 season.

DEALING WITH HIGH EXPECTATIONS

For the second straight season, Saint Francis was picked first in the NEC Preseason Coaches' Poll. The Red Flash received eight of the nine available first-place votes and was followed in the poll by Fairleigh Dickinson (1), LIU Brooklyn (1) and Wagner. Saint Francis was in familiar territory last season. Despite losing the 2016-17 leading scorer Isaiah

Blackmon to injury in just the third game of the season, SFU still managed to go 12-6 in NEC play and earn the No. 3 seed in the conference tournament

DON'T SLEEP ON BLACKMON

The return of redshirt junior Isaiah Blackmon will go a long way in SFU's bid to win its first NEC Championship since 1990-91. Blackmon led Saint Francis in scoring at 13.7 ppg in 2016-17 and was tabbed as an NEC Preseason All-Conference selection entering last year before injuring himself in the third game of the season and missing the remainder of the year. With Blackmon on the floor, SFU has another dynamic shooter to space the floor. Blackmon ranked 6th in all of NCAA DI in 3PT FG% in 2016-17 at 50.0%. He has scored in double figures 35 times for his career and has seven games with 20 or more points.

WOLFORD PROVES HIMSELF AS ELITE SHOOTER

Senior Andre Wolford, the NEC Most Improved Player in 2017-18, established himself as one of the premier shooters in the NCAA last season. Wolford knocked down 97 three-point field goals, the second highest mark in SFU single-season history, and shot 49.6% from beyond the arc, which ranked second in all of NCAA Division I. A team captain in 2018-19, Wolford started his career as a walk-on. An opportunity presented itself early last season after the injury to Blackmon and Wolford seized full advantage, upping his scoring average from 4.7 ppg as a sophomore to 14.2 ppg as a junior.

ASSOCIATED PRESS TOP 25

*Nov. 18 2018

RK TEAM.....	RECORD.....	PREV.
1 Duke (53).....	3-0.....	1
2 Kansas (7).....	3-0.....	2
3 Gonzaga.....	3-0.....	3
4 Virginia (2).....	3-0.....	4
5 Tennessee (1).....	3-0.....	5
6 Nevada.....	3-0.....	6
7 North Carolina.....	4-0.....	7
8 Auburn.....	3-0.....	9
9 Michigan.....	5-0.....	18
10 Kentucky.....	3-1.....	10
11 Michigan State.....	3-1.....	11
12 Kansas State.....	4-0.....	12
13 Virginia Tech.....	4-0.....	16
14 Florida State.....	2-0.....	14
15 Mississippi State.....	3-0.....	17
16 Clemson.....	3-0.....	19
17 UCLA.....	3-0.....	20
18 TCU.....	3-0.....	21
19 LSU.....	4-0.....	22
20 Iowa.....	4-0.....	NR
21 Oregon.....	3-1.....	13
22 Buffalo.....	3-0.....	25
23 Ohio State.....	4-0.....	NR
24 Purdue.....	4-1.....	23
25 Wisconsin.....	3-0.....	NR

USA TODAY COACHES TOP 25

Nov. 19, 2018

RK TEAM.....	RECORD.....	PTS
1 Duke (32).....	3-0.....	800
2 Kansas.....	3-0.....	763
3 Gonzaga.....	3-0.....	724
4 Virginia.....	3-0.....	681
5 Tennessee.....	3-0.....	647
6 North Carolina.....	4-0.....	639
7 Nevada.....	3-0.....	569
8 Michigan.....	5-0.....	565
9 Auburn.....	3-0.....	537
10 Kentucky.....	3-1.....	496
11 Michigan State.....	3-1.....	469
12 Kansas State.....	4-0.....	458
13 Florida State.....	2-0.....	400
14 Virginia Tech.....	4-0.....	382
15 Mississippi State.....	3-0.....	313
16 Clemson.....	3-0.....	264
17 UCLA.....	3-0.....	239
18 TCU.....	3-0.....	199
19 Purdue.....	4-1.....	165
20 Oregon.....	3-1.....	143
21 LSU.....	4-0.....	142
22 Iowa.....	4-0.....	138
23 Ohio State.....	4-0.....	113
24 Nebraska.....	3-0.....	82
25 Buffalo.....	3-0.....	80

NEC COACHES POLL

Preseason

1. Saint Francis (8)
2. Fairleigh Dickinson (1)
3. LIU Brooklyn (1)
4. Wagner
5. Robert Morris
6. Central Connecticut State
7. St. Francis Brooklyn
8. Bryant
9. Sacred Heart
10. Mount St. Mary's

2017-18 Northeast Conference Men's Basketball Award Winners

Player of the Year

Junior Robinson Mount St. Mary's G 5-5 150 Sr Mebane, NC/Eastern Alamance

Rookie of the Year

Koby Thomas Robert Morris F 6-6 190 Fr Philadelphia, PA/Imhotep Charter

Defensive Player of the Year

Chris Wray Mount St. Mary's F 6-8 205 Sr Shelby, NC/Shelby (Fishburne Military School (VA))

Most Improved Player

Andre Wolford Saint Francis U G 6-2 175 Jr Willowick, OH/Saint Ignatius

Jim Phelan Coach of the Year

Bashir Mason Wagner

First Team All-Conference

Keith Braxton Saint Francis U
JoJo Cooper Wagner
Joel Hernandez LIU Brooklyn
Jamaal King Saint Francis U
Junior Robinson Mount St. Mary's

Second Team All-Conference

Dachon Burke Robert Morris
Rasheem Dunn St. Francis Brooklyn
Mike Holloway Fairleigh Dickinson
Blake Francis Wagner
Tyler Kohl Central Connecticut

Third Team All-Conference

Raiquan Clark LIU Brooklyn
Darnell Edge Fairleigh Dickinson
Adam Grant Bryant
Romone Saunders Wagner
Chris Wray Mount St. Mary's

All-Rookie Team

Jonah Antonio Mount St. Mary's
Jahlil Jenkins Fairleigh Dickinson
Jalen Jordan St. Francis Brooklyn
Noah Morgan Fairleigh Dickinson
Koby Thomas Robert Morris

2018-19 Preseason All-Conference Team

Sr. G Jamaal King (Saint Francis U), Jr. G Keith Braxton (Saint Francis U), Sr. G Tyler Kohl (CCSU), Sr. F Mike Holloway (Fairleigh Dickinson) and Sr. F Raiquan Clark (LIU Brooklyn)

NEC PLAYERS OF THE WEEK FOR 2018-19

PLAYER	ROOKIE
11/12/2018 TYLER KOHL, CENTRAL CONNECTICUT STATE	11/12/2018 KOREEM OZIER, SACRED HEART
11/19/2018 TYLER KOHL, CENTRAL CONNECTICUT STATE	11/19/2018 IAN KRISHNAN, ROBERT MORRIS
JOSH WILLIAMS, ROBERT MORRIS	

2018-19 NEC STANDINGS (THROUGH 11/20)

School	NEC	Pct.	Overall	Pct.	Streak
1. Fairleigh Dickinson	0-0	-	2-1	.667	W2
2. Central Connecticut	0-0	-	3-2	.600	W1
LIU Brooklyn	0-0	-	3-2	.600	L2
Robert Morris	0-0	-	3-2	.600	W3
5. St. Francis Brooklyn	0-0	-	2-2	.500	W1
6. Sacred Heart	0-0	-	2-3	.400	L2
Wagner	0-0	-	2-3	.400	L1
8. Saint Francis U	0-0	-	1-3	.250	L2
Bryant	0-0	-	1-3	.250	L1
10. Mount St. Mary's	0-0	-	0-4	.000	L4

TODAY IN THE NEC

Saturday, Nov. 24

Saint Francis U at Virginia Tech	1:00 p.m.
Rider at Wagner	2:00 p.m.
NJIT at LIU Brooklyn	2:00 p.m.
Sacred Heart at Binghamton	2:00 p.m.

ROSTER

No.	Name	Cl.	Pos.	Ht.	Wt.	Hometown/High School/Previous School
0	Markus Vallien	So.	G	5-10	160	Houston, Texas / St. Pius X
1	Ramiir Dixon-Conover	So.	G	6-3	185	Newark, N.J. / South Kent / Southeastern C.C.
2	Scott Meredith	Sr.	G	6-2	180	Pilot Mountain, N.C. / Hargrave Military Academy (Va.)
3	Jamaal King	Sr.	G	5-10	170	Salisbury, Md. / Bishop O'Connell (Va.)
4	Randall Gaskins, Jr.	Jr.	G	6-3	180	Woodbridge, Va. / Bishop O'Connell (Va.)
5	Myles Thompson	Fr.	F	6-6	230	Camden, N.J. / Camden
11	Isaiah Blackmon	R-Jr.	G	6-1	170	Charlotte, N.C. / West Charlotte
13	Keith Braxton	Jr.	G	6-5	208	Glassboro, N.J. / Delsea/The Lawrenceville School
14	Andre Wolford	Sr.	G	6-2	175	Willowick, Ohio / Saint Ignatius
15	Precious Ikediashi	Fr.	F	6-8	215	Hoboken, N.J. / Hudson Catholic
20	Dan Henry	So.	G	5-11	160	Hamburg, N.Y. / Hamburg
22	Michael Klebon	Sr.	G	6-2	175	Paxinos, Pa. / Southern Columbia
23	A.J. Labriola	Fr.	G	6-2	175	Altoona, Pa. / Bishop Guilfoyle
24	Jordan Forehand	Sr.	G	6-0	180	Bridgewater, N.J. / IMG Academy (Fla.)
30	Deivydas Kuzavas	Jr.	F/C	6-10	210	Kretinga, Lithuania / St. Mary's Ryken (Md.)
31	Bryce Laskey	Fr.	G	6-4	190	Uniontown, Pa. / Laurel Highlands
33	Luidgy Laporal	Sr.	F/C	6-9	240	Petitboutg, France / Harcum C.C.
42	Mark Flagg	So.	F	6-9	195	Fairless Hills, Pa. / Pennsbury

Coaching Staff

Name	Position	Years at SFU	Alma Mater (Year)
Rob Krimmel	Head Coach	Seventh	Saint Francis '00
Andrew Helton	Associate Head Coach	Fourth	Miami (Ohio) '92
Eric Taylor	Assistant Coach	Seventh	Saint Francis '98
Umar Shannon	Assistant Coach	Third	Saint Francis '12
Luke McConnell	Director of Operations	Sixth	Saint Francis '12

Pronunciations

No.	Name	Pronunciation
0	Markus Vallien	VAL-yin
1	Ramiir Dixon-Conover	Ruh-MEER
15	Precious Ikediashi	EE-keh-dee-ASH-ee
22	Michael Klebon	CLAY-bon
30	Deivydas Kuzavas	Day-V-Das Koo-ZAH-Vus
33	Luidgy Laporal	Lue-EE-gee Lap-or-ALL

Roster Breakdowns

By Class

Seniors	6
Juniors	4
Sophomores	4
Freshmen	4

By Position

Forwards	5
Guards	13

By State

Maryland	1
New York	1
North Carolina	2
Ohio	1
Pennsylvania	4
Texas	1
Virginia	1
New Jersey	5
International	2

TV/RADIO ROSTER



Markus Vallien
5-10 · SO · G
Houston, Texas
St. Pius X



Ramir Dixon-Conover
6-3 · SO · G
Newark, N.J.
South Kent



Scott Meredith
6-2 · SR · G
Pilot Mountain, N.C.
Hargrave Military Academy



Jamaal King
5-10 · SR · G
Salisbury, Md.
Bishop O'Connell



Randall Gaskins Jr.
6-3 · JR · G
Woodbridge, Va.
Bishop O'Connell



Myles Thompson
6-6 · FR · F
Camden, N.J.
Camden



Isaiah Blackmon
6-1 · R-JR · G
Charlotte, N.C.
West Charlotte



Keith Braxton
6-5 · JR · G
Glassboro, N.J..
Delsea



Andre Wolford
6-2 · SR · G
Willowick, Ohio
Saint Ignatius



Precious Ikediashi
6-8 · FR · F
Hoboken, N.J.
Hudson Catholic




Dan Henry
5-11 · SO · G
Hamburg, N.Y.
Hamburg



Michael Klebon
6-2 · SR · G
Paxinos, Pa.
Southern Columbia



A.J. Labriola
6-2 · FR · G
Altoona, Pa.
Bishop Guilfoyle




Jordan Forehand
6-0 · SO · G
Bridgewater, N.J.
IMG Academy (Fla.)



Deivydas Kuzavas
6-10 · JR · F
Kretinga, Lithuania
St. Mary's Ryken (Md.)



Bryce Laskey
6-4 · FR · G
Uniontown, Pa.
Laurel Highlands



Luidgy Laporal
6-8 · SR · F/C
Petitbout, France
Harcum C.C.



Mark Flagg
6-9 · SO · F
Fairless Hills, Pa.
Pennsbury



Jordan McClure
"J-Money"
Altoona, Pa.
Bishop Guilfoyle H.S.



Rob Krimmel
Head Coach
Sixth Season
Saint Francis '00



Andrew Helton
Associate Head Coach
Third Season
Miami (Ohio) '92



Eric Taylor
Assistant Coach
Sixth Season
Saint Francis '98



Umar Shannon
Assistant Coach
Second Season
Saint Francis '13



Luke McConnell
Director of Operations
Fifth Season
Saint Francis '12

Follow the Flash

On the Air

Saint Francis basketball has enjoyed a loyal fan following for decades. Red Flash fans have not only turned out at the Stokes Center and at away venues, but have also listened to the team's games over the airwaves.

The Voice of the Red Flash, **Pat Farabaugh**, will call all the home action on www.NECFrontRow.com. Farabaugh, a former SID at the University and a current professor in the Communications Department, enters his second season calling the action for Saint Francis basketball.

He will be joined by **Bernie Jubeck**, who enters his 15th season as the color commentator.



PAT FARABAUGH (LEFT) AND BERNIE JUBECK (RIGHT) WILL SERVE AS THE BROADCASTING TEAM ONCE AGAIN IN 2018-19. CATCH ALL THE ACTION ON NEC FRONTROW.

The Red Flash will play in two nationally-televised games in a span of two weeks when it hosts conference play. SFU's home game vs. Central Connecticut State on Feb. 7 will air on ESPN, the second year the Red Flash have hosted an ESPN contest. The game at Fairleigh Dickinson on Feb. 14 will air on CBS Sports Network.



Primary Media Outlets

PRINT

Altoona Mirror

Sports Editor Buck Frank
Beat Writer Cory Giger
Address PO Box 2008
Altoona, PA 16603
Phone 814.946.7443
Email sports@altoonamirror.com

Ebensburg Mainliner

Sports Editor Callum Illig
Address PO Box 777
Ebensburg, PA 15931
Phone 814.472.4110
Email mainlinesports@gmail.com

Indiana Gazette

Sports Editor Tony Coccagna
Address 899 Water Street
Indiana, PA 15701
Phone 724.465.5555
Email sports@indianagazette.net

Johnstown Tribune-Democrat

Sports Editor Shawn Curtis
Address 425 Locust Street
Johnstown, PA 15907
Phone 814.532.5085
Email scurtis@tribdem.com

Pittsburgh Post-Gazette

Sports Editor Phil Axelrod
Address 34 Blvd. of the Allies
Pittsburgh, PA 15230
Phone 412.263.1621
Email sports@post-gazette.com

Pittsburgh Tribune-Review

Sports Editor Kevin Smith
Address 503 Martindale Street
Pittsburgh, PA 15212
Phone 412.320.7848
Email ptrsports@tribweb.com

TELEVISION

ROOT Sports-Pittsburgh

Contact Roger Lenhart
Address 323 North Shore Drive, Suite 200
Pittsburgh, PA 15212
Phone 412.316.3822
Email RALenhartJR@DIRECTV.com

WJAC-TV

Sports Director Ryan Stanko
Address 49 Old Hickory Lane
Johnstown, PA 15905
Phone 814.255.7600
Email RStanko@sbgstv.com

WTAJ-TV

Sports Director Jack Wascher
Address 5000 Sixth Avenue
Altoona, PA 16602
Phone 814.944.1414
Email jwascher@wtajtv.com

RADIO

SFU FLAGSHIP- 1400 WWGE

Program Director Todd Bartley
Address 101 West High Street
Ebensburg, PA 15940
Phone 814.419.8450

The Last Time...

SFU

Scored 100 or more:

113, vs. Bethany (12/18/17)

Scored 90 or more:

90, at Fairleigh Dickinson (2/22/18)

Scored 80 or more:

80, vs. Morgan State (11/9/18)

Scored 49 or less:

48, at St. Francis Brooklyn (3/7/15)

Scored 39 or less:

37, at Cincinnati (11/14/14)

Shot 60 percent or better:

60.4, at Stony Brook (12/2/17)

Shot 50 percent or better:

50.0, vs. Robert Morris (2/24/18)

Shot 50 percent or better in each half:

51.5/52.0, at Fairleigh Dickinson (2/22/18)

Shot 35 percent or worse:

34.3, at North Carolina (11/19/18)

Shot 30 percent or worse:

30.0, at Mount St. Mary's (2/13/16)

Made 35 or more field goals:

39, vs. Bethany (12/18/17)

Made 25 or more free throws:

26, vs. CCSU (2/15/18)

Attempted 35 or more free throws:

35, vs. Bethany (12/18/17)

Shot 50 percent or better from 3-point:

50.0 (6-12), at Buffalo (11/6/18)

Made 10 or more from 3-point:

10, at North Carolina (11/19/18)

Had 50 or more rebounds:

54, vs. Chatham (11/19/16)

Had 15 or more offensive rebounds:

19, at UCLA (11/16/18)

Had 20 or more assists:

20, vs. Fairleigh Dickinson (2/1/18)

Had 15 or more assists:

17, vs. Bryant (2/17/18)

Had 10 or more steals:

13, at North Carolina (11/19/18)

Had 10 or more blocked shots:

10, vs. LIU Brooklyn (1/22/11)

Won five or more consecutive games:

5 (2/10/18-2/24/18)

Lost five or more consecutive games:

7 (11/30/16-12/29/16)

Defeated a power five conference team:

73-68 at Rutgers (12/20/14)

Played in overtime:

W, 77-71 vs. CCSU (2/15/18)

Played in double overtime or later:

L, 84-81 at Central Connecticut (2/28/13)

Won when trailing at halftime:

91-87 vs. St. Francis Brooklyn (1/6/18)

**trailed 39-31 at halftime

Won when trailing by 10 points or more:

91-87 vs. St. Francis Brooklyn (1/6/18)

**trailed by as many as 11 points in second half (19:41 remaining)

OPPONENT

Scored 100 or more:

101, at North Carolina (11/19/18)

Scored 90 or more:

101, at North Carolina (11/19/18)

Scored 80 or more:

101, at North Carolina (11/19/18)

Scored 49 or less:

48, vs. American (11/21/15)

Scored 39 or less:

34, at Bryant (2/11/10)

Shot 60 percent or better:

60.0, at Duke (12/5/17)

Shot 50 percent or better:

52.3, at North Carolina (11/19/18)

Shot 50 percent or better in each half:

51.4/53.6, at North Carolina (11/19/18)

Shot 35 percent or worse:

32.8, vs. Bryant (2/17/18)

Shot 30 percent or worse:

26.9, vs. St. Francis Brooklyn (1/5/17)

Made 35 or more field goals:

40, at UCLA (11/16/18)

Made 25 or more free throws:

25-29, at Maryland (12/4/15)

Attempted 35 or more free throws:

45, at LIU Brooklyn (12/4/10)

Shot 50 percent or better from 3-point:

52.2 (12-23), vs. Wagner (1/26/18)

Made 10 or more from 3-point:

10, at North Carolina (11/19/18)

Had 50 or more rebounds:

53, at UCLA (11/16/18)

Had 15 or more offensive rebounds:

15, at Buffalo (11/6/18)

Had 20 or more assists:

24, at North Carolina (11/19/18)

Had 15 or more assists:

24, at North Carolina (11/19/18)

Had 10 or more steals:

10, at Buffalo (11/6/18)

Had 10 or more blocked shots:

13, at UCLA (11/16/18)

INDIVIDUAL

SFU

Scored 30 or more:

31, Jamaal King vs. Mount St. Mary's (1/13/18)

Scored 25 or more:

26, Keith Braxton vs. Fairleigh Dickinson (2/28/18)

Scored 20 or more:

21, Jamaal King at North Carolina (11/19/18)

Made 10 or more field goals:

10, Jamaal King vs. Robert Morris (2/24/18)

Made 10 or more free throws:

11, Keith Braxton at Fairleigh Dickinson (2/22/18)

Made 5 or more from 3-point:

5, Andre Wolford vs. Robert Morris (2/24/18)

Had 20 or more rebounds:

20, Ronnie Drinnon at Mount St. Mary's (2/13/16)

Had 15 or more rebounds:

16, Keith Braxton vs. Fairleigh Dickinson (2/1/18)

Had 10 or more rebounds:

11, Keith Braxton at UCLA (11/16/18)

Had 10 or more assists:

10, Keith Braxton vs. Fairleigh Dickinson (2/1/18)

Had 5 or more steals:

5, Keith Braxton at North Carolina (11/19/18)

Had 5 or more blocked shots:

8, Josh Nebo vs. Wagner (3/4/17)

OPPONENT

Scored 30 or more:

30, Romone Saunders vs. Wagner (1/26/18)

Scored 25 or more:

28, Tyler Kohl vs. CCSU (2/15/18)

Scored 20 or more:

20, Cameron Johnson at North Carolina (11/19/18)

Made 10 or more field goals:

11, Moses Brown at UCLA (11/16/18)

Made 10 or more free throws:

11, Junior Robinson at Mount St. Mary's (3/7/17)

Made 5 or more from 3-point:

6/5, Romone Saunders/Blake Francis vs. Wagner (1/26/18)

Had 15 or more rebounds:

15, Jalen Cannon at St. Francis Brooklyn (2/21/15)

Had 10 or more rebounds:

10, Luke Maye at North Carolina (11/19/18)

Had 10 or more assists:

10, JoJo Cooper at Wagner (1/18/18)

Had 5 or more steals:

5, Matty McConnell vs. Robert Morris (2/24/18)

5 or more blocked shots:

8, Moses Brown at UCLA (11/16/18)

SEASON STATS

RECORD:	OVERALL	HOME	AWAY	NEUTRAL
ALL GAMES	1-3	1-0	0-3	0-0
CONFERENCE	0-0	0-0	0-0	0-0
NON-CONFERENCE	1-3	1-0	0-3	0-0

#	Player	gp-gs	min	avg	Total		3-Point		F-Throw		Rebounds				a	to	blk	stl	pts	avg			
					fg-fga	fg%	3fg-fga	3fg%	ft-fa	ft%	off	def	tot	avg							pf	dq	
03	Jamaal King	4-4	123	30.8	22-56	.393	8-17	.471	13-21	.619	1	7	8	2.0	10	0	7	13	0	2	65	16.3	
13	Keith Braxton	4-4	131	32.8	20-50	.400	5-18	.278	14-20	.700	10	32	42	10.5	5	0	10	12	2	11	59	14.8	
14	Andre Wolford	3-2	84	28.0	8-26	.308	7-23	.304	14-18	.778	1	7	8	2.7	4	0	3	4	0	4	37	12.3	
05	Myles Thompson	4-4	104	26.0	11-39	.282	5-14	.357	12-14	.857	5	15	20	5.0	11	0	2	6	0	3	39	9.8	
11	Isaiah Blackmon	3-0	59	19.7	6-26	.231	2-9	.222	8-14	.571	9	4	13	4.3	8	0	1	5	0	2	22	7.3	
33	Luidgy Laporal	4-4	60	15.0	9-17	.529	0-0	.000	0-1	.000	8	4	12	3.0	13	1	2	6	1	2	18	4.5	
30	Deivydas Kuzavas	4-0	65	16.3	8-10	.800	0-0	.000	0-1	.000	6	5	11	2.8	13	1	2	4	4	0	16	4.0	
42	Mark Flagg	4-0	63	15.8	6-14	.429	0-1	.000	2-2	1.000	11	12	23	5.8	14	0	2	2	5	1	14	3.5	
24	Jordan Forehand	2-0	2	1.0	2-2	1.000	1-1	1.000	0-0	.000	0	0	0	0.0	0	0	0	0	0	0	5	2.5	
01	Ramiir Dixon-Conover	2-0	22	11.0	2-10	.200	0-3	.000	0-0	.000	0	0	0	0.0	1	0	1	2	1	1	4	2.0	
15	Precious Ikediashi	3-0	10	3.3	1-4	.250	0-0	.000	0-0	.000	3	2	5	1.7	3	0	0	1	0	0	2	0.7	
23	A.J. Labriola	3-0	6	2.0	0-4	.000	0-2	.000	0-0	.000	0	1	1	0.3	0	0	0	0	0	1	0	0.0	
20	Dan Henry	2-0	3	1.5	0-0	.000	0-0	.000	0-0	.000	0	1	1	0.5	1	0	0	1	0	0	0	0.0	
04	Randall Gaskins Jr.	4-2	71	17.8	0-13	.000	0-2	.000	0-0	.000	2	6	8	2.0	5	0	4	2	0	1	0	0.0	
Team											10	5	15					1					
Total.....		4	803		95-271	.351	28-90	.311	63-91	.692	66	101	167	41.8	88	2	34	59	13	28	281	70.2	
Opponents.....		4	804		125-265	.472	29-96	.302	59-80	.738	51	123	174	43.5	79	-	74	50	31	28	338	84.5	

TEAM STATISTICS	SFU	OPP	Date	Opponent	Score	Att.
SCORING	281	338	11/06/18	at Buffalo	L 67-82	1852
Points per game	70.2	84.5	11/09/18	MORGAN ST.	W 80-60	1172
Scoring margin	-14.2	-	11/16/18	at UCLA	L 58-95	6127
FIELD GOALS-ATT	95-271	125-265	11/19/18	at North Carolina	L 76-101	20547
Field goal pct	.351	.472				
3 POINT FG-ATT	28-90	29-96	* = Conference game			
3-point FG pct	.311	.302				
3-pt FG made per game	7.0	7.3				
FREE THROWS-ATT	63-91	59-80				
Free throw pct	.692	.738				
F-Throws made per game	15.8	14.8				
REBOUNDS	167	174				
Rebounds per game	41.8	43.5				
Rebounding margin	-1.7	-				
ASSISTS	34	74				
Assists per game	8.5	18.5				
TURNOVERS	59	50				
Turnovers per game	14.8	12.5				
Turnover margin	-2.2	-				
Assist/turnover ratio	0.6	1.5				
STEALS	28	28				
Steals per game	7.0	7.0				
BLOCKS	13	31				
Blocks per game	3.3	7.8				
ATTENDANCE	1172	28526				
Home games-Avg/Game	1-1172	3-9509				
Neutral site-Avg/Game	-	0-0				

Score by Periods	1st	2nd	Totals
Saint Francis (PA)	141	140	281
Opponents	158	180	338

RESULTS

RECORD:	OVERALL	HOME	AWAY	NEUTRAL
ALL GAMES	1-3	1-0	0-3	0-0
CONFERENCE	0-0	0-0	0-0	0-0
NON-CONFERENCE	1-3	1-0	0-3	0-0

Date	Opponent	Score	Att.	High Points	High Rebounds
11/06/18	at Buffalo	67-82 L	1852	(19)Keith Braxton	(10)Mark Flagg
11/09/18	MORGAN ST.	W 80-60	1172	(21)Jamaal King	(13)Keith Braxton
11/16/18	at UCLA	58-95 L	6127	(9)Jamaal King (9)Isaiah Blackmon	(11)Keith Braxton
11/19/18	at North Carolina	76-101 L	20547	(21)Jamaal King	(9)Keith Braxton

* = Conference game

Attendance Summary	Games	Attend	Avg/Game
Home	1	1172	1172
Away	3	28526	9509
Neutral	0	0	0
Total	4	29698	7424

COMPARISON

Opponent	1st	2nd	Score	Mar	Total FG	FG Pct	3-Pointers	3FG Pct	Free Throws	FT Pct	Rebounds	Assist	T/Over	Block	Steal	Fouls
Buffalo	34/42	33/40	67-82	(15)	24-66/30-70	.364/.429	6-12/7-34	.500/.206	13-15/15-20	.867/.750	47/42 +5	7/22	20/11	2/11	3/10	24/19
MORGAN ST.	42/28	38/32	80-60	+20	26-66/21-60	.394/.350	6-27/5-18	.222/.278	22-33/13-17	.667/.765	39/33 +6	12/10	7/13	4/2	8/3	17/25
UCLA	29/36	29/59	58-95	(37)	22-72/40-70	.306/.571	6-22/7-19	.273/.368	8-16/8-16	.500/.500	44/53 (9)	7/18	15/8	3/13	4/7	24/15
North Carolina	36/52	40/49	76-101	(25)	23-67/34-65	.343/.523	10-29/10-25	.345/.400	20-27/23-27	.741/.852	37/46 (9)	8/24	17/18	4/5	13/8	23/20

Note: Game totals are displayed in the format TEAM/OPPONENT for each category

TEAM GAME-BY-GAME

Opponent	Date	Score	L	Total		3-Pointers		Free throws		Rebounds				pf	a	t/o	blk	stl	pts	avg
				fg-fga	pct	3fg-fga	pct	ft-fta	pct	off	def	tot	avg							
at Buffalo	11/06/18	67-82	L	24-66	.364	6-12	.500	13-15	.867	17	30	47	47.0	24	7	20	2	3	67	67.0
MORGAN ST.	11/09/18	80-60	W	26-66	.394	6-27	.222	22-33	.667	17	22	39	43.0	17	12	7	4	8	80	73.5
at UCLA	11/16/18	58-95	L	22-72	.306	6-22	.273	8-16	.500	19	25	44	43.3	24	7	15	3	4	58	68.3
at North Carolina	11/19/18	76-101	L	23-67	.343	10-29	.345	20-27	.741	13	24	37	41.8	23	8	17	4	13	76	70.2
Saint Francis (PA)		281		95-271	.351	28-90	.311	63-91	.692	66	101	167	41.8	88	34	59	13	28	281	70.2
Opponents		338		125-265	.472	29-96	.302	59-80	.738	51	123	174	43.5	79	74	50	31	28	338	84.5

Games played: 4
 Points/game: 70.2
 FG Pct: 35.1
 3FG Pct: 31.1
 FT Pct: 69.2

Rebounds/game: 41.8
 Assists/game: 8.5
 Turnovers/game: 14.8
 Assist/turnover ratio: 0.6
 Steals/game: 7.0
 Blocks/game: 3.3

GAME-BY-GAME LEADERS

Saint Francis (PA) Game-by-Game Highs (as of Nov 21, 2018)

All games

Opponent	Date	Score	Points	Rebounds	Assists	Steals	Blocked shots
at Buffalo	11/06/18	67-82	19-Keith Braxton	10-Mark Flagg	2-Keith Braxton Randall Gaskins Jr.	1-Keith Braxton Luidgy Laporal Myles Thompson	1-Mark Flagg Deivydas Kuzavas
MORGAN ST.	11/09/18	80-60	21-Jamaal King	13-Keith Braxton	3-Keith Braxton Andre Wolford Jamaal King	3-Keith Braxton	2-Mark Flagg
at UCLA	11/16/18	58-95	9-Isaiah Blackmon Jamaal King	11-Keith Braxton	2-Keith Braxton Jamaal King	2-Myles Thompson Keith Braxton	1-Keith Braxton Deivydas Kuzavas Mark Flagg
at North Carolina	11/19/18	76-101	21-Jamaal King	9-Keith Braxton	3-Keith Braxton	5-Keith Braxton	1-Luidgy Laporal Deivydas Kuzavas Mark Flagg Ramiir Dixon-Conov




Markus VALLIEN

5-10 · SO · G
Houston, Texas
St. Pius X

SEASON HIGH CAREER HIGH

Points.....N/A..... 6
.....vs. Bethany (12/18/17)
Rebounds.....N/A..... 1
.....2x, last vs. Wagner (1/26)
Assists.....N/A..... 1
.....2x, last vs. Franciscan
(11/21)
Blocks.....N/A.....N/A
Steals.....N/A..... 1
.....2x, last vs. Bethany (12/18)
Three Pointers.....N/A..... 1
.....3x, last at UIC (3/14/18)



Ramiir CONOVER-DIXON

6-3 · SO · G
Newark, N.J.
South Kent

SEASON HIGH CAREER HIGH

Points..... 2..... 2
2x, last at North Carolina (11/19/18)..... Same
Rebounds.....N/A.....N/A
Assists..... 1..... 1
at UCLA (11/16/18)..... Same
Blocks..... 1..... 1
at North Carolina (11/19/18)..... Same
Steals..... 1..... 1
at North Carolina (11/19/18)..... Same
Three Pointers.....N/A.....N/A

Saint Francis (PA) Individual Game-by-Game (as of Nov 21, 2018) All games

#01 Ramiir Dixon-Conover

Opponent	Date	gs	min	Total		3-Pointers		Free throws		Rebounds			pf	a	t/o	blk	stl	pts	avg	
				fg-fga	pct	3fg-fga	pct	ft-fa	pct	off	def	tot								avg
at UCLA	11/16/18	12		1-6	.167	0-1	.000	0-0	.000	0	0	0	0.0	0	1	0	0	0	2	2.0
at North Carolina	11/19/18	10		1-4	.250	0-2	.000	0-0	.000	0	0	0	0.0	1	0	2	1	1	2	2.0
Totals		0	22	2-10	.200	0-3	.000	0-0	.000	0	0	0	0.0	1	1	2	1	1	4	2.0

Games played: 2
Minutes/game: 11.0
Points/game: 2.0
FG Pct: 20.0
3FG Pct: 0.0

Assists/game: 0.5
Turnovers/game: 1.0
Assist/turnover ratio: 0.5
Steals/game: 0.5
Blocks/game: 0.5




Scott MEREDITH

6-2 · SR · G
Pilot Mountain, N.C.
Hargrave Military
Academy

SEASON HIGH CAREER HIGH

Points.....N/A.....21
.....vs. Bethany (12/18/17)
Rebounds.....N/A.....4
.....4x, last at St. Francis Brooklyn
(2/10/18)
Assists.....N/A.....4
.....vs. Chatham (11/19/16)
Blocks.....N/A.....1
.....at Stony Brook (12/2/17)
Steals.....N/A.....2
.....3x, last at CCSU (12/29/17)
Three Pointers.....N/A.....7
.....vs. Bethany (12/18/17)



Jamaal KING

5-10 · SR · G
Salisbury, Md.
Bishop O'Connell

SEASON HIGH CAREER HIGH

Points.....21.....31
2x, last at North Carolina (11/19/18).....vs. Mount St. Mary's
(1/13/18)
Rebounds.....3.....8
at North Carolina (11/19/18).....3x, last at Longwood
(11/18/17)
Assists.....3.....9
vs. Morgan State (11/9/18).....vs. Longwood (11/23/16)
Blocks.....N/A.....2
.....vs. FDU (2/25/17)
Steals.....1.....4
2x, last at North Carolina (11/19/18).....3x, last at LIU Brooklyn
(2/8/18)
Three Pointers.....2.....5
4x, last at North Carolina (11/19/18).....at Mount St. Mary's
(1/14/17)

Saint Francis (PA) Individual Game-by-Game (as of Nov 21, 2018) All games


#03 Jamaal King

Opponent	Date	gs	min	Total		3-Pointers		Free throws		Rebounds				pf	a	t/o	blk	stl	pts	avg
				fg-fga	pct	3fg-fga	pct	ft-fa	pct	off	def	tot	avg							
at Buffalo	11/06/18	*	32	4-14	.286	2-3	.667	4-5	.800	1	1	2	2.0	3	1	6	0	0	14	14.0
MORGAN ST.	11/09/18	*	36	8-16	.500	2-8	.250	3-6	.500	0	1	1	1.5	2	3	1	0	1	21	17.5
at UCLA	11/16/18	*	25	3-11	.273	2-4	.500	1-2	.500	0	2	2	1.7	3	2	2	0	0	9	14.7
at North Carolina	11/19/18	*	30	7-15	.467	2-2	1.000	5-8	.625	0	3	3	2.0	2	1	4	0	1	21	16.3
Totals			4	22-56	.393	8-17	.471	13-21	.619	1	7	8	2.0	10	7	13	0	2	65	16.3

Games played: 4
Minutes/game: 30.8
Points/game: 16.3
FG Pct: 39.3
3FG Pct: 47.1
FT Pct: 61.9

Rebounds/game: 2.0
Assists/game: 1.8
Turnovers/game: 3.3
Assist/turnover ratio: 0.5
Steals/game: 0.5

NEC Preseason All-Conference



Randall Gaskins, JR

6-3 · JR · G
Woodbridge, VA
Bishop O'Connell

SEASON HIGH CAREER HIGH

Points.....N/A.....20
.....vs. Robert Morris (1/28/17)
Rebounds 4 8
at Buffalo (11/6/18).....vs. Bethany (12/18/17)
Assists..... 2 5
at Buffalo (11/6/18).....at Stony Brook (12/2/17)
BlocksN/A..... 1
.....10x, last at LIU Brooklyn
(2/8/18)
Steals 1 4
at North Carolina (11/19/18).....4x, last vs. Bryant (2/17/18)
Three PointersN/A..... 2
.....3x, last vs. Wagner (3/4/17)

Saint Francis (PA) Individual Game-by-Game (as of Nov 21, 2018) All games

#04 Randall Gaskins Jr.

Opponent	Date	gs	min	Total		3-Pointers		Free throws		Rebounds				pf	a	t/o	blk	stl	pts	avg	
				fg-fga	pct	3fg-fga	pct	ft-fa	pct	off	def	tot	avg								
at Buffalo	11/06/18	*	35	0-8	.000	0-1	.000	0-0	.000	0	4	4	4.0	2	2	2	0	0	0	0.0	
MORGAN ST.	11/09/18	*	17	0-3	.000	0-0	.000	0-0	.000	2	1	3	3.5	2	1	0	0	0	0	0.0	
at UCLA	11/16/18		11	0-0	.000	0-0	.000	0-0	.000	0	1	1	2.7	1	0	0	0	0	0	0.0	
at North Carolina	11/19/18		8	0-2	.000	0-1	.000	0-0	.000	0	0	0	2.0	0	1	0	0	1	0	0.0	
Totals			2	71	0-13	.000	0-2	.000	0-0	.000	2	6	8	2.0	5	4	2	0	1	0	0.0

Games played: 4
Minutes/game: 17.8
FG Pct: 0.0
3FG Pct: 0.0

Rebounds/game: 2.0
Assists/game: 1.0
Turnovers/game: 0.5
Assist/turnover ratio: 2.0
Steals/game: 0.3



Myles THOMPSON

6-6 · FR · F
Camden, N.J.
Camden

SEASON HIGH CAREER HIGH

Points..... 16 16
at Buffalo (11/6/18).....Same
Rebounds 7 7
vs. Morgan State (11/9/18).....Same
Assists..... 1 1
2x, last at North Carolina (11/19/18).....Same
BlocksN/A.....N/A
Steals 2 2
at UCLA (11/16/18).....Same
Three Pointers 2 2
2x, last at North Carolina (11/19/18).....Same


Saint Francis (PA) Individual Game-by-Game (as of Nov 21, 2018) All games

#05 Myles Thompson

Opponent	Date	gs	min	Total		3-Pointers		Free throws		Rebounds				pf	a	t/o	blk	stl	pts	avg	
				fg-fga	pct	3fg-fga	pct	ft-fa	pct	off	def	tot	avg								
at Buffalo	11/06/18	*	32	4-11	.364	2-3	.667	6-6	1.000	3	2	5	5.0	3	0	2	0	1	16	16.0	
MORGAN ST.	11/09/18	*	25	2-8	.250	0-3	.000	4-5	.800	1	6	7	6.0	2	0	0	0	0	8	12.0	
at UCLA	11/16/18	*	22	3-10	.300	1-4	.250	0-1	.000	0	3	3	5.0	2	1	4	0	2	7	10.3	
at North Carolina	11/19/18	*	25	2-10	.200	2-4	.500	2-2	1.000	1	4	5	5.0	4	1	0	0	0	8	9.8	
Totals			4	104	11-39	.282	5-14	.357	12-14	.857	5	15	20	5.0	11	2	6	0	3	39	9.8

Games played: 4
Minutes/game: 26.0
Points/game: 9.8
FG Pct: 28.2
3FG Pct: 35.7
FT Pct: 85.7

Rebounds/game: 5.0
Assists/game: 0.5
Turnovers/game: 1.5
Assist/turnover ratio: 0.3
Steals/game: 0.8



Isaiah BLACKMON

6-1 · R-JR · G
Charlotte, N.C.
West Charlotte

SEASON HIGH CAREER HIGH

Points..... 9..... 25
 at UCLA (11/16/18).....at Wagner (1/26/17)
 Rebounds 7 10
 at UCLA (11/16/18)at Sacred Heart (12/31/16)
 Assists..... 1 5
 at North Carolina (11/19/18)at FDU (12/29/16)
 BlocksN/A 2
at St. Francis Brooklyn
 (2/2/17)
 Steals 2 4
 vs. Morgan State (11/9/18)vs. Lehigh (12/2/15)
 Three Pointers 1 4
 2x, last at North Carolina (11/19/18)..... 4x, last vs. Robert Morris
 (1/28/17)

Saint Francis (PA) Individual Game-by-Game (as of Nov 21, 2018) All games

#11 Isaiah Blackmon

Opponent	Date	gs	min	Total		3-Pointers		Free throws		Rebounds				pf	a	t/o	blk	stl	pts	avg
				fg-fga	pct	3fg-fga	pct	ft-fa	pct	off	def	tot	avg							
MORGAN ST.	11/09/18	18		2-7	.286	0-0	.000	4-8	.500	4	1	5	5.0	3	0	1	0	2	8	8.0
at UCLA	11/16/18	20		3-9	.333	1-3	.333	2-4	.500	5	2	7	6.0	4	0	2	0	0	9	8.5
at North Carolina	11/19/18	21		1-10	.100	1-6	.167	2-2	1.000	0	1	1	4.3	1	1	2	0	0	5	7.3
Totals		0	59	6-26	.231	2-9	.222	8-14	.571	9	4	13	4.3	8	1	5	0	2	22	7.3

Games played: 3
 Minutes/game: 19.7
 Points/game: 7.3
 FG Pct: 23.1
 3FG Pct: 22.2
 FT Pct: 57.1

Rebounds/game: 4.3
 Assists/game: 0.3
 Turnovers/game: 1.7
 Assist/turnover ratio: 0.2
 Steals/game: 0.7



Keith BRAXTON

6-5 · JR · G
Glassboro, N.J.
Lawrenceville School

SEASON HIGH CAREER HIGH

Points..... 19..... 29
 2x, last vs. Morgan State (11/9/18).....at Bryant (12/31/17)
 Rebounds 13 19
 vs. Morgan State (11/9/18)vs. Stony Brook (12/17/16)
 Assists..... 3 10
 2x, last at North Carolina (11/19/18).....vs. Fairleigh Dickinson
 (2/1/18)
 Blocks 1 3
 2x, last at UCLA (11/16/18).....at LIU Brooklyn (2/8/18)
 Steals 5 7
 at North Carolina (11/19/18)at CCSU (12/29/17)
 Three Pointers 2 5
 2x, last at North Carolina (11/19/18).....at Bryant (12/31/17)

Saint Francis (PA) Individual Game-by-Game (as of Nov 21, 2018) All games


#13 Keith Braxton

Opponent	Date	gs	min	Total		3-Pointers		Free throws		Rebounds				pf	a	t/o	blk	stl	pts	avg
				fg-fga	pct	3fg-fga	pct	ft-fa	pct	off	def	tot	avg							
at Buffalo	11/06/18	*	38	7-17	.412	2-5	.400	3-4	.750	2	7	9	9.0	1	2	3	0	1	19	19.0
MORGAN ST.	11/09/18	*	36	6-14	.429	1-6	.167	6-8	.750	5	8	13	11.0	0	3	2	1	3	19	19.0
at UCLA	11/16/18	*	28	2-11	.182	0-4	.000	3-4	.750	2	9	11	11.0	1	2	3	1	2	7	15.0
at North Carolina	11/19/18	*	29	5-8	.625	2-3	.667	2-4	.500	1	8	9	10.5	3	3	4	0	5	14	14.8
Totals		4	131	20-50	.400	5-18	.278	14-20	.700	10	32	42	10.5	5	10	12	2	11	59	14.8

Games played: 4
 Minutes/game: 32.8
 Points/game: 14.8
 FG Pct: 40.0
 3FG Pct: 27.8
 FT Pct: 70.0

Rebounds/game: 10.5
 Assists/game: 2.5
 Turnovers/game: 3.0
 Assist/turnover ratio: 0.8
 Steals/game: 2.8
 Blocks/game: 0.5

NEC Preseason All-Conference



Andre WOLFORD

6-2 · SR · G
Willowick, Ohio
Saint Ignatius

Saint Francis (PA) Individual Game-by-Game (as of Nov 21, 2018) All games

#14 Andre Wolford


Opponent	Date	gs	min	Total		3-Pointers		Free throws		Rebounds				pts	avg					
				fg-fga	pct	3fg-fga	pct	ft-fa	pct	off	def	tot	avg							
MORGAN ST.	11/09/18		30	3-11	.273	3-10	.300	3-3	1.000	0	1	1	1.0	1	3	1	0	2	12	12.0
at UCLA	11/16/18	*	26	2-7	.286	1-5	.200	2-5	.400	1	2	3	2.0	0	0	0	0	0	7	9.5
at North Carolina	11/19/18	*	28	3-8	.375	3-8	.375	9-10	.900	0	4	4	2.7	3	0	3	0	2	18	12.3
Totals		2	84	8-26	.308	7-23	.304	14-18	.778	1	7	8	2.7	4	3	4	0	4	37	12.3

SEASON HIGH CAREER HIGH

Points..... 18 27
 at North Carolina (11/19/18) vs. Lehigh (12/21/17)
 Rebounds 4 7
 at North Carolina (11/19/18) vs. Mount St. Mary's (1/13/18)
 Assists 3 3
 vs. Morgan State (11/9/18) 2x last vs. Morgan State (11/9/18)
 Blocks N/A 2
 twice, last vs. St. Francis BK (1/6/17)
 Steals 2 3
 2x, last at North Carolina (11/19/18) vs. Franciscan (11/21/17)
 Three Pointers 3 9
 2x, last at North Carolina (11/19/18) vs. Lehigh (12/21/17)

Games played: 3
 Minutes/game: 28.0
 Points/game: 12.3
 FG Pct: 30.8
 3FG Pct: 30.4
 FT Pct: 77.8

Rebounds/game: 2.7
 Assists/game: 1.0
 Turnovers/game: 1.3
 Assist/turnover ratio: 0.8
 Steals/game: 1.3



Precious IKEDIASHI

6-8 · FR · F
Hoboken, Pa.
Hudson Catholic

Saint Francis (PA) Individual Game-by-Game (as of Nov 21, 2018) All games

#15 Precious Ikediashi

Opponent	Date	gs	min	Total		3-Pointers		Free throws		Rebounds				pts	avg					
				fg-fga	pct	3fg-fga	pct	ft-fa	pct	off	def	tot	avg							
at Buffalo	11/06/18		4	0-1	.000	0-0	.000	0-0	.000	1	2	3	3.0	2	0	1	0	0	0	0.0
at UCLA	11/16/18		4	0-0	.000	0-0	.000	0-0	.000	0	0	0	1.5	1	0	0	0	0	0	0.0
at North Carolina	11/19/18		2	1-3	.333	0-0	.000	0-0	.000	2	0	2	1.7	0	0	0	0	0	2	0.7
Totals		0	10	1-4	.250	0-0	.000	0-0	.000	3	2	5	1.7	3	0	1	0	0	2	0.7

SEASON HIGH CAREER HIGH

Points..... 2 2
 at North Carolina (11/19/18) Same
 Rebounds 3 3
 at Buffalo (11/6/18) Same
 Assists N/A N/A
 Blocks N/A N/A
 Steals N/A N/A
 Three Pointers N/A N/A

Games played: 3
 Minutes/game: 3.3
 Points/game: 0.7
 FG Pct: 25.0

Rebounds/game: 1.7
 Turnovers/game: 0.3



Dan HENRY

5-11 · SO · G
Hamburg, N.Y.
Hamburg

Saint Francis (PA) Individual Game-by-Game (as of Nov 17, 2018) All games

#20 Dan Henry

Opponent	Date	gs	min	Total		3-Pointers		Free throws		Rebounds				pf	a	t/o	blk	stl	pts	avg
				fg-fga	pct	3fg-fga	pct	ft-fa	pct	off	def	tot	avg							
at Buffalo	11/06/18	2		0-0	.000	0-0	.000	0-0	.000	0	1	1	1.0	1	0	1	0	0	0	0.0
at UCLA	11/16/18	1		0-0	.000	0-0	.000	0-0	.000	0	0	0	0.5	0	0	0	0	0	0	0.0
Totals		0	3	0-0	.000	0-0	.000	0-0	.000	0	1	1	0.5	1	0	1	0	0	0	0.0

Games played: 2
Minutes/game: 1.5

Rebounds/game: 0.5
Turnovers/game: 0.5

SEASON HIGH CAREER HIGH

Points.....N/A.....N/A
.....
Rebounds 1 1
at Buffalo (11/6/18) 2x, last at Buffalo
(11/6/18)
Assists.....N/A.....N/A
.....
BlocksN/A.....N/A
.....
Steals 1 1
at St. Francis Brooklyn (2/10/18) Same
Three PointersN/A.....N/A
.....



Michael KLEBON

6-2 · SR · G
Paxinos, Pa.
Southern Columbia

SEASON HIGH CAREER HIGH

Points.....N/A.....6
.....vs. Chatham (11/19/16)
ReboundsN/A.....2
.....3x, last at St. Francis BK
(2/10/18)
Assists.....N/A.....1
.....vs. Chatham (11/19/16)
BlocksN/A.....1
.....2x, last vs. Franciscan
(11/21/17)
StealsN/A.....1
.....at Kent State (11/24/15)
Three PointersN/A.....2
.....vs. Chatham (11/19/16)



A.J. LABRIOLA

6-2 · FR · G
Altoona, Pa.
Bishop Guilfoyle

SEASON HIGH CAREER HIGH

Points.....N/A.....N/A
Rebounds..... 1 1
at Buffalo (11/6/18).....Same
Assists.....N/A.....N/A
Blocks.....N/A.....N/A
Steals..... 1 1
at North Carolina (11/19/18).....Same
Three Pointers.....N/A.....N/A

**Saint Francis (PA) Individual Game-by-Game (as of Nov 21, 2018)
All games**

#23 A.J. Labriola

Opponent	Date	gs	min	Total		3-Pointers		Free throws		Rebounds				pf	a	t/o	blk	stl	pts	avg
				fg-fga	pct	3fg-fga	pct	ft-fa	pct	off	def	tot	avg							
at Buffalo	11/06/18	2	0-2	.000	0-0	.000	0-0	.000	0	1	1	1.0	0	0	0	0	0	0	0	0.0
at UCLA	11/16/18	2	0-0	.000	0-0	.000	0-0	.000	0	0	0	0.5	0	0	0	0	0	0	0	0.0
at North Carolina	11/19/18	2	0-2	.000	0-2	.000	0-0	.000	0	0	0	0.3	0	0	0	0	1	0	0.0	
Totals		0	6	0-4	.000	0-2	.000	0-0	.000	0	1	1	0.3	0	0	0	0	1	0	0.0

Games played: 3
Minutes/game: 2.0
FG Pct: 0.0
3FG Pct: 0.0

Rebounds/game: 0.3
Steals/game: 0.3



Jordan FOREHAND

6-1 · SR · G
Bridgewater, N.J.
IMG Academy (Fla.)

SEASON HIGH CAREER HIGH

Points..... 3 5
at UCLA (11/16/18).....vs. Bethany (12/18/17)
Rebounds.....N/A.....2
.....vs. Franciscan (11/21/17)
Assists.....N/A..... 1
.....2x, last vs. Bethany (12/18)
Blocks.....N/A.....N/A
Steals.....N/A..... 1
.....2x, last vs. Bethany (12/18/17)
Three Pointers.....N/A..... 1
.....vs. Bethany (12/18/17)

**Saint Francis (PA) Individual Game-by-Game (as of Nov 17, 2018)
All games**

#24 Jordan Forehand

Opponent	Date	gs	min	Total		3-Pointers		Free throws		Rebounds				pf	a	t/o	blk	stl	pts	avg
				fg-fga	pct	3fg-fga	pct	ft-fa	pct	off	def	tot	avg							
at Buffalo	11/06/18	1	1-1	1.000	0-0	.000	0-0	.000	0	0	0	0.0	0	0	0	0	0	0	2	2.0
at UCLA	11/16/18	1	1-1	1.000	1-1	1.000	0-0	.000	0	0	0	0.0	0	0	0	0	0	0	3	2.5
Totals		0	2	2-2	1.000	1-1	1.000	0-0	.000	0	0	0	0.0	0	0	0	0	5	2.5	

Games played: 2
Minutes/game: 1.0
Points/game: 2.5
FG Pct: 100.0
3FG Pct: 100.0



Deivydas KUZAVAS

6-10 · JR · F/C
Kretinga, Lithuania
St. Mary's Ryken (MD)

SEASON HIGH CAREER HIGH

Points..... 8..... 16
 at Buffalo (11/6/18)..... vs. American (11/29/17)
 Rebounds 4..... 11
 2x, last vs. Morgan State (11/9/18)..... vs. Franciscan (11/21/17)
 Assists..... 2..... 3
 vs. Morgan State (11/9/18) at Duquesne (11/16/16)
 Blocks 1..... 3
 3x, last at North Carolina (11/19/18)..... vs. Lehigh (12/21/17)
 Steals N/A..... 1
 4x, last vs. St. Francis
 Brooklyn (1/6/18)
 Three Pointers..... N/A..... N/A

Saint Francis (PA) Individual Game-by-Game (as of Nov 21, 2018) All games

#30 Deivydas Kuzavas

Opponent	Date	gs	min	Total		3-Pointers		Free throws		Rebounds				pf	a	t/o	blk	stl	pts	avg
				fg-fga	pct	3fg-fga	pct	ft-fa	pct	off	def	tot	avg							
at Buffalo	11/06/18	20	4-4	1.000	0-0	.000	0-0	.000	2	2	4	4.0	4	0	2	1	0	8	8.0	
MORGAN ST.	11/09/18	19	3-3	1.000	0-0	.000	0-1	.000	3	1	4	4.0	3	2	1	1	0	6	7.0	
at UCLA	11/16/18	13	1-3	.333	0-0	.000	0-0	.000	1	1	2	3.3	5	0	1	1	0	2	5.3	
at North Carolina	11/19/18	13	0-0	.000	0-0	.000	0-0	.000	0	1	1	2.8	1	0	0	1	0	0	4.0	
Totals		0	65	8-10	.800	0-0	.000	0-1	.000	6	5	11	2.8	13	2	4	4	0	16	4.0

Games played: 4
 Minutes/game: 16.3
 Points/game: 4.0
 FG Pct: 80.0
 FT Pct: 0.0

Rebounds/game: 2.8
 Assists/game: 0.5
 Turnovers/game: 1.0
 Assist/turnover ratio: 0.5
 Blocks/game: 1.0



Bryce LASKEY

6-4 · FR · G
Uniontown, Pa.
Laurel Highlands



Luidgy LAPORAL

6-9 · SR · F/C
 Petitboutg, France
 Harcum, C.C.

SEASON HIGH CAREER HIGH

Points..... 8..... 8
 at UCLA (11/16/18).....Same
 Rebounds..... 5..... 5
 at Buffalo (11/6/18).....Same
 Assists..... 1..... 1
 2x, last at UCLA (11/16/18).....Same
 Blocks..... 1..... 1
 at North Carolina (11/19/18).....Same
 Steals..... 1..... 1
 at Buffalo (11/6/18).....Same
 Three Pointers.....N/A.....N/A

Saint Francis (PA) Individual Game-by-Game (as of Nov 21, 2018) All games

#33 Luidgy Laporal

Opponent	Date	gs	min	Total		3-Pointers		Free throws		Rebounds				pf	a	t/o	blk	stl	pts	avg	
				fg-fga	pct	3fg-fga	pct	ft-fa	pct	off	def	tot	avg								
at Buffalo	11/06/18	*	18	2-4	.500	0-0	.000	0-0	.000	2	3	5	5.0	5	1	2	0	1	4	4.0	
MORGAN ST.	11/09/18	*	7	0-1	.000	0-0	.000	0-0	.000	1	0	1	3.0	1	0	1	0	0	0	2.0	
at UCLA	11/16/18	*	20	4-8	.500	0-0	.000	0-0	.000	3	0	3	3.0	3	1	2	0	0	8	4.0	
at North Carolina	11/19/18	*	15	3-4	.750	0-0	.000	0-1	.000	2	1	3	3.0	4	0	1	1	1	6	4.5	
Totals			4	60	9-17	.529	0-0	.000	0-1	.000	8	4	12	3.0	13	2	6	1	2	18	4.5

Games played: 4
 Minutes/game: 15.0
 Points/game: 4.5
 FG Pct: 52.9
 FT Pct: 0.0

Rebounds/game: 3.0
 Assists/game: 0.5
 Turnovers/game: 1.5
 Assist/turnover ratio: 0.3
 Steals/game: 0.5
 Blocks/game: 0.3



Mark FLAGG

6-9 · SO · F
 Fairless Hills, Pa.
 Pennsbury

SEASON HIGH CAREER HIGH

Points..... 6..... 18
 vs. Morgan State (11/9/18).....at Wagner (1/18/18)
 Rebounds..... 10..... 12
 at Buffalo (11/6/18).....at Fairleigh Dickinson
 (2/22/18)
 Assists..... 1..... 3
 2x, last at North Carolina (11/19/18).....vs. Wagner (1/26/18)
 Blocks..... 2..... 3
 vs. Morgan State (11/9/18).....vs. Fairleigh Dickinson
 (2/1/18)
 Steals..... 1..... 3
 at North Carolina (11/19/18).....2x, last at Fairleigh Dickinson
 (2/22/18)
 Three Pointers.....N/A..... 1
at Stony Brook (12/2)

Saint Francis (PA) Individual Game-by-Game (as of Nov 21, 2018) All games

#42 Mark Flagg

Opponent	Date	gs	min	Total		3-Pointers		Free throws		Rebounds				pf	a	t/o	blk	stl	pts	avg	
				fg-fga	pct	3fg-fga	pct	ft-fa	pct	off	def	tot	avg								
at Buffalo	11/06/18		16	2-4	.500	0-0	.000	0-0	.000	4	6	10	10.0	3	1	1	1	0	4	4.0	
MORGAN ST.	11/09/18		15	2-3	.667	0-0	.000	2-2	1.000	1	3	4	7.0	3	0	0	2	0	6	5.0	
at UCLA	11/16/18		15	2-6	.333	0-0	.000	0-0	.000	3	2	5	6.3	4	0	0	1	0	4	4.7	
at North Carolina	11/19/18		17	0-1	.000	0-1	.000	0-0	.000	3	1	4	5.8	4	1	1	1	1	0	3.5	
Totals			0	63	6-14	.429	0-1	.000	2-2	1.000	11	12	23	5.8	14	2	2	5	1	14	3.5

Games played: 4
 Minutes/game: 15.8
 Points/game: 3.5
 FG Pct: 42.9
 3FG Pct: 0.0
 FT Pct: 100.0

Rebounds/game: 5.8
 Assists/game: 0.5
 Turnovers/game: 0.5
 Assist/turnover ratio: 1.0
 Steals/game: 0.3
 Blocks/game: 1.3

SINGLE-GAME RECORDS

POINTS

- 46 Larry Lewis vs. St. Vincent,2/10/69
- 43 Maurice Stokes vs. Dayton (NIT)3/17/55
- 42 Jack Phelan vs. Duquesne1/14/77
- 42 Sandy Williams vs. Kent State12/28/63
- 41 Mike Iuzzolino vs. Robert Morris2/16/91
- 41 Bob Nicholls vs. Roanoke1/20/75
- 40 Maurice Stokes vs. John Carroll2/15/55
- 40 Maurice Stokes vs. Wash. & Jeff.2/26/55
- 40 Maurice Stokes vs. St. Vincent
- 40 Lamont Harris vs. LIU Brooklyn1/18/86
- 40 Kevin Porter vs. Oral Roberts1/15/72
- 39 Maurice Stokes vs. Kings2/8/53
- 39 James Mogan vs. Kent. Wesleyan1/16/55
- 39 Darshan Luckey at Mount Saint Mary's2/21/05

REBOUNDS

- 39 Maurice Stokes vs. John Carroll1/28/55

ASSISTS

- 19 Pat McGeary vs. Siena2/4/75

BLOCKS



- 8 Josh Nebo at Wagner3/4/17
- 7 Josh Nebo at Robert Morris1/12/17
- 6 Six Timeslast by Josh Nebo vs. Robert Morris.1/28/17

STEALS

- 8 J. Roberts vs. UNC-Greensboro1/2/96
- 7 Greg Jacobs vs. Wagner2/16/85
- 7 Terry Holliman vs. Marist1/7/92
- 7 Darshan Luckey vs. Howard11/19/04
- 7 Keith Braxton at CCSU12/29/17

FIELD GOALS ATTEMPTED

- 39 Kevin Porter vs. Oral Roberts1/5/72



MAURICE STOKES (no. 26) posted the most rebounds in a single game in school history with 39 against John Carroll on Jan. 28, 1955.

FIELD GOALS MADE

- 20 Jack Phelan vs. Duquesne1/14/77

FREE THROWS ATTEMPTED

- 26 Jim McClellan vs. St. Anselm's1956-57

FREE THROWS MADE

- 24 Sandy Williams vs. Kent State12/28/63

THREE-POINT FIELD GOALS ATTEMPTED

- 17 Sotiris Aggelou vs. LIU Brooklyn1/4/97

THREE-POINT GOALS MADE

- 9 Andre Wolford vs. Lehigh12/21/17
- 9 John Hilvert vs. LIU Brooklyn2/25/89
- 9 John Hilvert vs. Monmouth2/16/89
- 8 Andre Wolford at Stony Brook12/2/17
- 8 Ben Millaud-Meunier vs. Central Conn. ...2/6/16
- 8 Ben Millaud-Meunier vs. Robert Morris ..1/30/16
- 8 Rahsaan Benton at Wagner1/15/05
- 8 Harkeem Dixon vs. Mount St. Mary's1/21/92
- 7 Scott Meredith12/18/17
- 7 Bob Gullickson vs. Monmouth1/24/87
- 7 Harkeem Dixon vs. Monmouth1/14/87
- 7 Bob Gullickson vs. Fairleigh Dickinson ...1/8/87

TEAM RECORDS

MOST POINTS

- 132 vs. Geneva (132-98)2/15/69

MOST POINTS ALLOWED

- 125 Oral Roberts (104-125)1/5/72

FEWEST POINTS

- 13 vs. Allegheny (13-56)1945-46

FEWEST POINTS ALLOWED

- 34 at Bryant (W, 60-34)2/11/2010
- 34 vs. Steubenville (W, 43-34)1/17/1974
- 34 vs. Juniata (W, 98-34)1948-49
- 34 vs. Salem (W, 39-34)1946-47

LONGEST WINNING STREAK

- 11 Jan. 21, 1951 – Feb. 23, 1951
- 10 1919 – 1920
- 10 1921 – 1922
- 9 1920 – 1921
- 9 February 11, 1952 – Mar. 21, 1952

THREE-POINT GOALS MADE

- 19 vs. Chatham11/19/17
- 19 vs. LIU Brooklyn2/25/89

THREE-POINT GOALS ATTEMPTED

- 36 vs. LIU Brooklyn2/7/15
- 36 vs. LIU Brooklyn2/25/89

3FG PERCENTAGE

- .800 vs. Wagner (8-of-10)1/6/94

INDIVIDUAL SEASON RECORDS

POINTS

1.	772	Mike Iuzzolino	1990-91
2.	760	Maurice Stokes	1954-55
3.	680	Joe Anderson	1990-91
4.	655	Sandy Williams	1963-64
5.	643	Lamont Harris	1985-86
6.	637	Joe Anderson	1988-89
7.	618	Kevin Porter	1971-72
8.	600	Maurice Stokes	1953-54
9.	605	Darshan Luckey	2002-03
10.	602	Darshan Luckey	2004-05
11.	580	Joe Anderson	1989-90
12.	574	Mike Iuzzolino	1989-90
13.	563	Jamaal King	2017-18
14.	561	Sandy Williams	1962-63
15.	552	Kevin Porter	1970-71

REBOUNDS

1.	733	Maurice Stokes	1954-55
2.	689	Maurice Stokes	1953-54
3.	495	Larry Lewis	1968-69
4.	443	Larry Lewis	1967-68
5.	397	Maurice Stokes	1952-53
6.	386	Larry Lewis	1966-67
7.	355	Sandy Williams	1963-64
8.	329	Ronnie Drinnon	2015-16
9.	328	Mike Copeland	1969-70
10.	323	Wilbur Trosch	1959-60
11.	321	Eric Taylor	1997-98

FIELD GOALS MADE

1.	302	Maurice Stokes	1954-55
2.	254	Joe Anderson	1988-89
3.	249	Kevin Porter	1971-72
4.	247	Lamont Harris	1985-86
5.	236	Joe Anderson	1990-91
6.	234	Maurice Stokes	1953-54
7.	227	Mike Iuzzolino	1990-91
8.	223	Joe Anderson	1989-90
9.	220	Kevin Porter	1970-71
10.	212	Darshan Luckey	2004-05

FIELD GOALS ATTEMPTED

1.	707	Maurice Stokes	1954-55
2.	552	Kevin Porter	1971-72
3.	549	Maurice Stokes	1953-54
4.	547	Joe Anderson	1988-89
5.	528	Bill Wanish	1949-50
6.	525	Darshan Luckey	2002-03
	525	Joe Anderson	1990-91
8.	504	Wilbur Trosch	1958-59
9.	502	Norm Van Lier	1968-69
10.	493	Sandy Williams	1963-64

FG PERCENTAGE (Min. 120 attempts)

1.	71.4 (125-175)	Lou Schmitt	1982-83
2.	67.1 (114-170)	Steveroy Daley	2001-02
3.	61.9 (112-181)	G. DeBerardinis	1963-64
4.	61.36 (162-264)	Scott Eatherton	2011-12
5.	61.35 (181-295)	Larry Lewis	1966-67
6.	59.8 (149-249)	Jason Osborne	2004-05
7.	59.7 (77-121)	Tom Bennetch	1988-89
8.	59.5 (75-126)	Deivydas Kuzavas	2017-18
9.	59.3 (89-150)	Gene DeBerardinis	1962-63
10.	59.0 (184-312)	Clarence Hopson	1971-72

THREE-POINT FIELD GOALS MADE

1.	103	Mike Iuzzolino	1990-91
2.	97	Andre Wolford	2017-18
3.	93	John Hilvert	1988-89
4.	82	Rob Wooster	1994-95
5.	80	Ben Millaud-Meunier	2015-16
6.	79	Mike Iuzzolino	1989-90
7.	71	Bob Gullickson	1986-87
	71	Harkeem Dixon	1991-92
9.	70	Rahsaan Benton	2005-06
	70	Joe Anderson	1990-91

THREE-POINT FIELD GOALS ATTEMPTED

1.	203	John Hilvert	1988-89
2.	200	Rahsaan Benton	2005-06
3.	199	Ben Millaud-Meunier	2015-16
4.	197	Sotiris Aggelou	1996-97
5.	196	Andre Wolford	2017-18
6.	195	Mike Iuzzolino	1990-91
7.	194	Harkeem Dixon	1991-92
8.	188	Bob Gullickson	1986-87
9.	179	Umar Shannon	2010-11
10.	176	Georgios Angelou	2016-17

THREE-POINT PERCENTAGE (Min. 50 made)

1.	52.8 (103-195)	Mike Iuzzolino	1990-91
2.	51.6 (79-153)	Mike Iuzzolino	1989-90
3.	51.0 (51-100)	Marquis Ford	2006-07
4.	50.0 (61-122)	Isaiah Blackmon	2016-17
5.	49.5 (97-196)	Andre Wolford	2017-18
6.	49.1 (57-116)	Dan Swoger	2002-03
7.	47.1 (82-174)	Rob Wooster	1994-95
8.	45.8 (93-203)	John Hilvert	1988-89
9.	43.8 (53-121)	Pete Fox	2000-01
10.	43.5 (64-147)	Rob Wooster	1995-96

FREE THROWS MADE

1.	233	Sandy Williams	1963-64
2.	215	Mike Iuzzolino	1990-91
3.	167	Eric Taylor	1997-98
4.	157	Darshan Luckey	2002-03
	157	Sandy Williams	1962-63
6.	156	Maurice Stokes	1954-55
7.	155	Devin Sweetney	2009-10
8.	149	Lamont Harris	1985-86
9.	142	Jeff Hamilton	1984-85

FREE THROWS ATTEMPTED

1.	290	Sandy Williams	1963-64
2.	243	Mike Iuzzolino	1990-91
3.	222	Lamont Harris	1985-86
	222	Eric Taylor	1997-98
5.	218	Maurice Stokes	1954-55
6.	210	Sandy Williams	1962-63
7.	209	Jeff Hamilton	1984-85

FREE THROW PERCENTAGE (Min. 50 attempts)

1.	91.3 (63-69)	Nick Leasure	1978-79
2.	91.0 (81-89)	Ben Millaud-Meunier	2015-16
3.	88.5 (215-243)	Mike Iuzzolino	1990-91
4.	88.1 (59-67)	Rahsaan Benton	2005-06
5.	87.5 (84-96)	Terrence Martin	1995-96
6.	87.1 (135-155)	Mike Iuzzolino	1989-90
	87.1 (61-70)	Bob Gullickson	1986-87
8.	86.7 (65-75)	Rob Wooster	1994-95
9.	86.6 (84-97)	John Hilvert	1988-89
10.	86.3 (63-73)	Cale Nelson	2006-07

STEALS


1.	64	Napoleon Lightning	1983-84
2.	58	Bill Hughes	1986-87
3.	57	Jason Roberts	1992-93
4.	55	Joe Anderson	1990-91
5.	54	Napoleon Lightning	1982-83
	54	Jamal Ragland	2000-01
	54	Keith Braxton	2017-18

ASSISTS

1.	290	Norm Van Lier	1967-68
2.	199	Napoleon Lightning	1982-83
3.	194	Garrett Farha	2004-05
4.	163	Napoleon Lightning	1981-82
5.	153	Kevin Cofield	1987-88
6.	146	Cale Nelson	2008-09
7.	142	Bob Convey	1979-80
8.	139	Napoleon Lightning	1983-84
9.	136	Steve Cloran	1993-94
	136	Bob Convey	1980-81

BLOCKED SHOTS

1.	89	Josh Nebo	2016-17
2.	70	Melvin Scott	2000-01
3.	56	Josh Nebo	2015-16
4.	43	Jerry Mack	1986-87
5.	38	Will Felder	2010-11
6.	36	Scott Eatherton	2011-12
	36	Jelani Lawrence	2005-06
8.	35	Jerry Mack	1985-86
	35	Emmanuel Adekunle	1997-98
10.	34	Earl Brown	2013-14



On Dec. 28, 1963, **SANDY WILLIAMS** scored the third most points in school history (42) while setting the school record for free throws made in a game with 24.

CAREER RECORDS

SCORING YEARS Total / Avg.

1. Joe Anderson	1987-91	2,301 / 19.8
2. Maurice Stokes	1951-55	2,282 / 22.4
3. Jeff Hamilton	1981-85	1,810 / 16.5
4. Kevin Porter	1968-72	1,766 / 22.9
5. Darshan Luckey	2002-05	1,699 / 20.2
6. Sandy Williams	1961-64	1,546 / 22.4
7. Devin Sweetney	2006-10	1,529 / 14.0
8. Harkeem Dixon	1987-92	1,458 / 13.8
9. Greg Jacobs	1983-87	1,457 / 13.5
10. Norm Van Lier	1966-69	1,410 / 18.8
11. Earl Brown	2012-15	1,373 / 11.9
12. F. Puschauer	1953-57	1,371 / 13.7
13. Wilbur Trosch	1957-60	1,361 / 18.6
14. Nick Leasure	1975-79	1,360 / 13.5
15. Mike Iuzzolino	1989-91	1,346 / 22.8
16. Len Murray	1964-68	1,323 / 13.4
17. Larry Lewis	1966-69	1,293 / 17.2
18. John Hilvert	1987-91	1,292 / 11.8
19. Deon George	1990-94	1,288 / 11.6
20. Eric Taylor	1994-98	1,287 / 12.0
21. Charlie Kates	1977-81	1,213 / 11.6
22. Joe Hazinsky	1968-72	1,187 / 15.4
23. Calvin Fowler	1959-62	1,179 / 16.8
24. C. Hopson	1971-74	1,148 / 14.9
25. Jim McClellan	1954-58	1,140 / 13.0
26. Terrence Martin	1993-97	1,130 / 13.0
27. Joe Aston	1957-60	1,128 / 15.9
28. John Bodner	1948-52	1,125 / NA
29. Bill Coyle	1963-67	1,097 / 11.8
30. Rob Wooster	1992-96	1,085 / 13.1

REBOUNDING YEARS Total

1. *Maurice Stokes	1951-55	1,819
2. Larry Lewis	1966-69	1,324
3. Jim McClellan	1954-58	1,002
4. Eric Taylor	1994-98	967
5. Joe Schoen	1977-81	942
6. Wilbur Trosch	1957-60	875
7. Sandy Williams	1961-64	833
8. Joe Aston	1957-60	831
9. Mike Copeland	1968-71	830
10. Ronnie Drinnon	2012-16	804
11. Don Falenski	1955-59	797
12. Earl Brown	2012-15	792
13. Norm Van Lier	1966-69	769
14. Devin Sweetney	2006-10	754
15. F. Puschauer	1953-57	713
16. Jeff Hamilton	1981-85	711
17. Joe Anderson	1987-91	666
18. Charlie Kates	1977-81	665
19. William Saller	1952-56	653

REBOUNDING AVG. YEARS Avg.

1. *Maurice Stokes	1951-55	25.3
2. Larry Lewis	1966-69	17.7
3. Sandy Williams	1961-64	12.1
4. Wilbur Trosch	1957-60	12.0
5. Joe Aston	1957-60	11.7
6. Ralph Ledbetter	1974-76	11.6
7. Jim McClellan	1954-58	11.4
Mike Copeland	1968-69	11.4
9. Robert Jones	1958-60	11.0
10. Norm Van Lier	1966-69	10.3

FIELD GOALS MADE YEARS FGM

1. Maurice Stokes	1951-55	882
2. Joe Anderson	1987-91	868
3. Kevin Porter	1968-72	700
4. Jeff Hamilton	1981-85	698
5. Nick Leasure	1975-79	606

FIELD GOALS ATT. YEARS Total

1. Joe Anderson	1987-91	1941
2. Maurice Stokes	1951-55	1587
3. Kevin Porter	1968-72	1535
4. Jeff Hamilton	1981-85	1406
5. Darshan Luckey	2002-05	1381
6. Wilbur Trosch	1957-60	1308
7. Nick Leasure	1975-79	1278

FIELD GOAL % YEARS Pct. (FGM-FGA)

1. Scott Eatherton	2010-12	60.7 (204-336)
2. G. DeBerardinis	1961-64	60.4 (252-417)
3. Lou Schmitt	1980-84	59.9 (363-606)
4. Steveroy Daley	2000-03	58.2 (259-445)
5. Jelani Lawrence	2006-07	57.7 (180-312)
6. Tom Bennetch	1987-91	56.5 (293-519)
7. Jason Osborne	2001-05	54.7 (384-702)
8. Jack Phelan	1973-77	54.4 (411-755)

THREE-POINT FG MADE ... YEARS Total

1. John Hilvert	1987-91	247
2. Harkeem Dixon	1987-92	231
3. Ben Millaud-Meunier	2012-16	212
4. Rahsaan Benton	2001-06	203
5. @Mike Iuzzolino	1986-88	199
	1990-91	199
6. Rob Wooster	1992-96	197
7. Jason Roberts	1992-96	183
8. Joe Anderson	1987-91	170

THREE-POINT FG ATT. YEARS Total

1. John Hilvert	1987-91	608
2. Harkeem Dixon	1987-92	602
3. Rahsaan Benton	2001-06	566
4. Ben Millaud-Meunier	2012-16	548
5. Jason Roberts	1992-96	481
\$Sotiris Aggelou	1993-95	481
	1996-98	481
7. Jamal Ragland	1997-01	478
8. Cale Nelson	2004-09	468
9. Joe Anderson	1987-91	451
10. Rob Wooster	1992-96	448

THREE-POINT FG% YEARS Pct. (FGM-FGA)

1. @Mike Iuzzolino	1986-88	51.2 (199-389)
	1990-91	51.2 (199-389)
2. Rob Wooster	1992-96	44.0 (197-448)
3. John Hilvert	1987-91	40.6 (274-608)
Deon George	1990-93	40.6 (71-175)
5. Georgious Angelou	2013-17	40.2 (101-251)
6. Rob Krimmel	1996-00	39.8 (135-339)
7. Grant Surprenant	2005-09	39.0 (141-362)
8. Ben Millaud-Meunier	2012-16	38.7 (212-548)
9. Harkeem Dixon	1987-92	38.4 (231-602)
10. Jason Roberts	1992-96	38.1 (183-481)

FREE THROWS MADE YEARS Total

1. Sandy Williams	1961-64	470
2. Devin Sweetney	2006-10	454
3. Jeff Hamilton	1981-85	414
4. @Mike Iuzzolino	1986-88	402
	1990-91	402
5. Joe Anderson	1987-91	395

6. Norm Van Lier	1966-69	376
------------------	---------	-----

FREE THROW ATT. YEARS Total

1. Jeff Hamilton	1981-85	630
2. Sandy Williams	1961-64	604
3. Devin Sweetney	2006-10	578
4. Jim McClellan	1954-58	546
5. Frank Puschauer	1953-57	541
6. %Maurice Stokes	1951-55	523

FREE THROW PCT YEARS PCT (FGM-FGA)

1. @Mike Iuzzolino	1986-88	87.8 (402-458)
	1990-91	87.8 (402-458)
2. Rob Wooster	1992-96	84.7 (188-222)
3. Ben Millaud-Meunier	2012-16	84.0 (199-237)
4. Pat McGeary	1972-76	82.4 (140-170)
5. Bob Convey	1977-81	81.7 (308-377)
Cale Nelson	2004-09	81.7 (147-180)
7. Rahsaan Benton	2001-06	81.3 (152-187)
8. Walt DeVan	1994-98	80.7 (305-378)
9. Terrence Martin	1994-96	80.4 (230-286)

ASSISTS YEARS Total

1. Napoleon Lightning	1981-85	589
2. Jamal Ragland	1997-01	488
3. Bob Convey	1977-81	440
Greg Jacobs	1983-87	440
5. Cale Nelson	2004-09	380
6. Jack Phelan	1973-77	353
7. Malik Harmon	2013-18	327
8. Garrett Farha	2004-06	323
Don Graham	1975-79	323

BLOCKS YEARS Total

1. Josh Nebo	2015-17	144
2. Melvin Scott	1996-01	137
3. Jerry Mack	1985-89	109
4. Earl Brown	2012-15	105
Emmanuel Adekunle	1994-98	105
6. Lou Schmitt	1980-84	77
7. Reggie Lewis	1989-94	74
8. Jason Osborne	2001-05	71
9. Will Felder	2009-11	64
10. Tom Bennetch	1987-91	61

STEALS YEARS Total

1. Napoleon Lightning	1981-85	200
2. Jason Roberts	1992-96	196
3. Greg Jacobs	1983-87	190
4. Joe Anderson	1987-91	182
5. Jamal Ragland	1997-01	163

* Does not include **Maurice Stokes'** freshman year because rebounding statistics were not kept until 1952-53.

! Field goal attempts were not kept during 1950-51.

% Free throw attempts were not kept during 1950-51.

& Three-point field goals became official during the 1986-87 season.

Steals were not officially kept until 1981-82.

@ **Mike Iuzzolino** spent the 1986-88 seasons at Penn State. He was 17-41 from three-point range and 52-60 from the free throw line during those years.

\$ **Sotiris Aggelou** spent the 1993-95 seasons at the University of Pittsburgh. He was 48-152 from three-point range during those years.

TEAM SEASON RECORDS

TOTAL POINTS

1. 2,676	1990-91	.32 games
2. 2,577	2016-17	.34 games
3. 2,450	2017-18	.33 games
4. 2,292	1988-89	.29 games
5. 2,247	1954-55	.28 games

POINTS PER GAME

1. 89.1	1967-68	.25 games
2. 87.4	1954-55	.28 games
87.4	1968-69	.24 games
4. 85.9	1971-72	.25 games
5. 84.9	1963-64	.24 games

MOST FIELD GOALS MADE

1. 943	2016-17	.34 games
1. 942	1954-55	.28 games
2. 909	1971-72	.25 games
3. 901	1990-91	.32 games
4. 896	1967-68	.26 games

MOST FIELD GOALS ATTEMPTED

1. 2,283	1954-55	(28 games)
2. 2,080	1949-50	(25 games)
3. 2,021	2016-17	(34 games)
4. 1,995	1967-68	(25 games)
5. 1,983	1968-69	(24 games)

FIELD GOAL PERCENTAGE

1. 49.8 (853-1710)	1974-75
2. 49.8 (829-1664)	1980-81
3. 49.4 (860-1721)	1976-77
4. 49.3 (901-1826)	1990-91
5. 49.0 (780-1593)	1977-78

FREE THROWS MADE

1. 636	1990-91	.32 games
2. 563	1954-55	.28 games
3. 526	1984-85	.28 games
4. 518	1953-54	.26 games
5. 517	1956-57	.24 games

FREE THROWS ATTEMPTED

1. 849	1990-91	.32 games
2. 834	1954-55	.28 games
3. 818	1955-56	.24 games
4. 770	1953-54	.26 games
5. 767	1956-57	.24 games

FREE THROW PERCENTAGE

1. *78.5 (350-446)	1978-79
2. .762 (480-630)	2017-18
2. 75.1 (480-639)	1988-89
3. 74.9 (636-849)	1990-91
4. 73.7 (362-491)	2004-05
	<i>*led NCAA</i>

THREE-POINT FIELD GOALS MADE

1. 277	2016-17
2. 250	2017-18
3. 238	1990-91
4. 226	2014-15
5. 223	1989-90

THREE-POINT FIELD GOALS ATTEMPTED

1. 709	2016-17
2. 688	2013-14
3. 677	2014-15
4. 670	2017-18
5. 607	2015-16

THREE-POINT FIELD GOAL PERCENTAGE

1. 44.6% (238-534)	1990-91
2. 41.5% (192-463)	1988-89
3. 40.6% (223-549)	1989-90

REBOUNDS

1. 1,759	1954-55	.28 games
2. 1,539	1953-54	.26 games
3. 1,429	1959-60	.23 games
4. 1,411	1968-69	.24 games
5. 1,315	1966-67	.26 games

REBOUNDS PER GAME

1. 62.8	1954-55	.28 games
2. 62.1	1959-60	.23 games
3. 59.2	1953-54	.26 games
4. 58.8	1968-69	.24 games
5. 57.4	1967-68	.25 games

FEWEST POINTS SCORED – AVERAGE

1. 37.7	1945-46	.10 games
2. 53.7	1946-47	.19 games
3. 53.8	1947-48	.24 games
4. 60.0	2005-06	.28 games
5. 60.8	2011-12	.29 games

MOST POINT ALLOWED – AVERAGE

1. 89.4	1963-64	.24 games
2. 87.6	1964-65	.25 games
3. 87.0	1971-72	.25 games

COACHING RECORDS



DR. WILLIAM HUGHES led the Red Flash to nine consecutive winning seasons to start his tenure as head coach. The 1949-50 team (pictured above) went 18-9 before going 19-4 the next season. The 1950-51 team's winning percentage (.826) is still the best in the modern era of SFU basketball.

ALL-TIME COACHING RECORDS

COACH	W-L-T	PCT.
Rob Krimmel		
Seven seasons (2012-Present)	80-111	.419
Don Friday		
Four Seasons (2008-12)	32-86	.271
Bobby Jones		
Nine Seasons (1999-08)	85-167	.337
Tom McConnell		
Seven Seasons (1992-99)	85-105	.447
Jim Baron		
Five Seasons (1987-92)	74-71	.510
Kevin Porter		
Four Seasons (1983-87)	42-68	.382
Dave Magarity		
Five Seasons (1978-83)	60-76	.441
Pete Lonergan		
Five Seasons (1973-78)	70-61	.534
Dick Conover		
Two Seasons (1971-73)	17-34	.333
John Hiller		
Two Seasons (1969-71)	28-22	.560
John Clark		
Three Seasons (1966-69)	55-20	.733
Dr. William Hughes		
21 Seasons (1945-66)	293-206-1	.587
Max Cook		
One Season (1945-46)	0-3	.000
Rev. T. Burns		
One Season (1942-43)	1-2-1	.333
Francis Salony		
Four Seasons (1938-42)	25-33	.431
Eugene Stringer		
Three Seasons (1926-27, 30-32)	18-26	.409
William Donahue		
Three Seasons (1927-30)	21-21	.500
Emmett Russell		
First Season (1925-26)	21-9	.700
Jim Mahon		
First Season (1924-25)	20-13	.606
John Loughran		
Four Seasons (1920-24)	51-20	.718
Francis McCreesh		
Two Seasons (1918-20)	20-5	.800

SEASON	COACH	W-L-T	PCT	SFU PPG	OPP PPG	NOTES
1905-06	Results Missing	---	---	---	---	
1917-18	Results Missing	---	---	---	---	
1918-19	Francis McCreesh	9-3-0	.750	33.2	23.2	
1919-20	Francis McCreesh	11-2-0	.846	41.7	21.7	
1920-21	John Loughran	14-2-0	.875	29.7	22.7	Best all-time winning percentage
1921-22	John Loughran	13-7-0	.650	35.2	25.7	
1922-23	John Loughran	12-6-0	.667	30.4	26.6	
1923-24	John Loughran	12-5-0	.706	31.9	25.5	
1924-25	Jim Mahon	20-13-0	.606	38.4	23.9	First 20-win season
1925-26	Emmett Russell	21-9-0	.700	31.8	24.0	
1926-27	Eugene Stringer	6-9-0	.406	26.6	25.3	First game in Doyle Hall (3/5/27)
1927-28	William Donahue	5-10-0	.333	29.1	34.6	
1928-29	William Donahue	10-3-0	.769	38.7	25.8	
1929-30	William Donahue	6-8-0	.429	26.6	27.6	
1930-31	Eugene Stringer	5-10-0	.333	31.1	31.2	
1931-32	Eugene Stringer	7-7-0	.500	29.0	26.9	
1932-38	NO VARSITY TEAMS					All sports dropped for six years
1938-39	Francis Salony	6-9-0	.400	33.0	31.9	All sports reinstated
1939-40	Francis Salony	9-8-0	.529	37.5	37.5	
1940-41	Francis Salony	6-8-0	.429	38.8	41.6	
1941-42	Francis Salony	4-8-0	.333	35.8	41.8	
1942-43	Rev. Terrence Burns, T.O.R.	1-2-1	.333	39.0	37.0	All sports stopped due to WWII
1943-45	NO VARSITY TEAMS					
1945-46	Max Cook/Dr. William Hughes	1-8-1	.111	37.7	60.7	Cook leaves after three games
1946-47	Dr. William Hughes	11-8-0	.579	53.7	51.7	Dr. Hughes' first entire season
1947-48	Dr. William Hughes	15-9-0	.625	52.5	50.4	
1948-49	Dr. William Hughes	16-11-0	.593	65.7	61.3	
1949-50	Dr. William Hughes	18-9-0	.667	73.6	62.4	
1950-51	Dr. William Hughes	19-4-0	.826	78.4	65.2	Best modern day winning pct.
1951-52	Dr. William Hughes	23-7-0	.767	74.2	60.5	Maurice Stokes' first season.
1952-53	Dr. William Hughes	13-5-0	.722	81.9	73.0	
1953-54	Dr. William Hughes	22-9-0	.710	82.2	65.2	NIT participant
1954-55	Dr. William Hughes	21-7-0	.750	87.4	74.6	Fourth place NIT
1955-56	Dr. William Hughes	10-14-0	.417	78.2	82.1	
1956-57	Dr. William Hughes	12-12-0	.500	75.5	77.5	
1957-58	Dr. William Hughes	20-5-0	.800	77.7	69.2	NIT participant.
1958-59	Dr. William Hughes	20-5-0	.800	74.1	70.8	
1959-60	Dr. William Hughes	14-9-0	.609	78.5	70.4	
1960-61	Dr. William Hughes	6-19-0	.240	65.8	75.2	
1961-62	Dr. William Hughes	14-8-0	.636	77.4	72.9	
1962-63	Dr. William Hughes	10-13-0	.435	76.9	77.8	
1963-64	Dr. William Hughes	10-14-0	.417	84.9	89.4	Sandy Williams averages 27.3 pts
1964-65	Dr. William Hughes	11-14-0	.400	79.6	87.6	
1965-66	Dr. William Hughes	8-18-0	.308	74.1	83.5	Dr. Hughes last year.

SEASON	COACH	W-L-T	PCT	SFU PPG	OPP PPG	NOTES
1966-67	John Clark	20-6-0	.769	83.9	70.0	
1967-68	John Clark	19-6-0	.760	89.1	77.7	
1968-69	John Clark	16-8-0	.667	87.4	77.8	Larry Lewis scores 46 points in one game
1969-70	John Hiller	13-12-0	.520	74.5	73.5	
1970-71	John Hiller	15-10-0	.600	83.1	79.6	
1971-72	Dick Conover	12-13-0	.480	85.9	87.0	
1972-73	Dick Conover	5-21-0	.192	73.0	84.0	First season in Stokes Center
1973-74	Pete Lonergan	15-11-0	.577	69.8	70.0	
1974-75	Pete Lonergan	11-14-0	.440	77.1	78.2	
1975-76	Pete Lonergan	14-14-0	.500	73.8	74.6	
1976-77	Pete Lonergan	15-11-0	.577	77.8	76.7	
1977-78	Pete Lonergan	15-11-0	.577	71.8	69.5	
1978-79	Dave Magarity	13-13-0	.500	70.5	73.3	
1979-80	Dave Magarity	12-16-0	.429	66.6	69.1	ECAC South Tourney semifinalist
1980-81	Dave Magarity	17-10-0	.630	77.5	75.2	ECAC South Tourney participant
1981-82	Dave Magarity	6-20-0	.231	71.3	81.3	
1982-83	Dave Magarity	12-17-0	.414	71.7	76.2	ECAC Metro Tourney semifinalist
1983-84	Kevin Porter	12-15-0	.444	79.3	80.1	
1984-85	Kevin Porter	9-19-0	.321	76.4	81.7	ECAC Metro Tourney participant
1985-86	Kevin Porter	10-18-0	.357	74.8	82.3	ECAC Metro Tourney participant
1986-87	Kevin Porter	11-16-0	.404	78.3	79.0	ECAC Metro Tourney participant
1987-88	Jim Baron	7-20-0	.259	68.4	76.0	
1988-89	Jim Baron	13-16-0	.448	79.0	81.3	Northeast Conference semifinalist
1989-90	Jim Baron	17-11-0	.610	77.7	77.8	First winning season since 1981
1990-91	Jim Baron	24-8-0	.750	83.6	77.1	School-record 24 wins; First NEC title and NCAA bid
1991-92	Jim Baron	13-16-0	.448	68.6	75.8	
1992-93	Tom McConnell	9-18-0	.333	66.9	71.3	
1993-94	Tom McConnell	13-15-0	.464	75.5	74.5	SFC upsets ranked Xavier, 77-73, at home
1994-95	Tom McConnell	12-16-0	.429	71.6	73.7	
1995-96	Tom McConnell	13-14-0	.481	65.7	71.3	
1996-97	Tom McConnell	12-15-0	.444	69.8	70.9	Eric Taylor leads NEC, finishes sixth nationally in rebounding.
1997-98	Tom McConnell	17-10-0	.630	69.3	66.6	Eric Taylor leads NEC, finishes second nationally in rebounding.
1998-99	Tom McConnell	9-17-0	.346	67.3	71.8	
1999-00	Bobby Jones	10-18-0	.357	64.5	68.0	Bobby Jones' first season.
2000-01	Bobby Jones	9-18-0	.333	67.2	72.5	
2001-02	Bobby Jones	6-21-0	.222	63.0	69.9	
2002-03	Bobby Jones	14-14-0	.500	68.3	69.8	
2003-04	Bobby Jones	13-15-0	.464	66.9	69.9	
2004-05	Bobby Jones	15-13-0	.536	69.5	70.5	Garrett Farha ranks 9th in NCAA assists per game (6.93)
2005-06	Bobby Jones	4-24-0	.143	60.0	70.4	
2006-07	Bobby Jones	8-21-0	.276	67.0	72.3	
2007-08	Bobby Jones	6-23-0	.207	63.7	71.2	Grant Surprenant leads NEC in 3FG% (52.2%)
2008-09	Don Friday	6-23-0	.207	61.6	70.2	Devin Sweetney becomes 38th 1,000-point scorer at SFU
2009-10	Don Friday	11-19-0	.367	62.5	70.1	
2010-11	Don Friday	9-21-0	.300	65.2	72.9	
2011-12	Don Friday	6-23-0	.207	60.8	69.6	
2012-13	Rob Krimmel	5-24-0	.172	62.2	73.0	
2013-14	Rob Krimmel	10-21	.323	61.8	69.4	NEC Semifinals appearance
2014-15	Rob Krimmel	16-16	.500	64.4	64.1	NEC Semifinals; CIT appearance
2015-16	Rob Krimmel	13-17	.433	70.3	72.7	Ben Millaud-Meunier 2nd in NCAA in free throw percentage (91.0%)
2016-17	Rob Krimmel	17-17	.500	75.8	74.5	Appearance in NEC Championship Advanced to 2nd Round of CIT; Keith Braxton ECAC & NEC Rookie of the Year and Josh Nebo the NEC Defensive Player of the Year
2017-18	Rob Krimmel	18-13	.581	79.0	76.0	NEC Quarterfinals; CIT appearance
2018-19		1-3	.250			

COACHES BY VICTORIES

1.	293	Dr. William "Skip" Hughes, 1945-1966
2.	85	Tom McConnell, 1992-99
	85	Bobby Jones, 1999-2008
4.	80	Rob Krimmel, 2012-Present
5.	74	Jim Baron, 1987-1992
6.	70	Pete Lonergan, 1973-1978
7.	60	Dave Magarity, 1978-1983
8.	55	John Clark, 1966-1969
9.	51	John Loughran, 1920-1924
10.	42	Kevin Porter, 1983-1987
11.	32	Don Friday, 2008-2012
12.	28	John Hiller, 1969-1971
13.	25	Francis Salony, 1938-1942
14.	21	Emmett Russell, 1925-1926
	21	William Donahue, 1927-1930
16.	20	Francis McCreech, 1918-1920
	20	Jim Mahon, 1924-1925
18.	18	Eugene Stringer, 1926-1927; 1930-1932
19.	17	Dick Conover, 1971-1973
20.	1	Rev. T. Burns, 1942-1943
21.	0	Max Cook, 1945-1946

COACHES BY WINNING PERCENTAGE

1.	.800	Francis McCreech, 1918-1920
2.	.733	John Clark, 1966-1969
3.	.718	John Loughran, 1920-1924
4.	.700	Emmett Russell, 1925-1926
5.	.606	Jim Mahon, 1924-1926
6.	.587	Dr. William "Skip" Hughes, 1945-1966
7.	.560	John Hiller, 1969-1971
8.	.534	Pete Lonergan, 1973-1978
9.	.510	Jim Baron, 1987-1992
10.	.500	William Donahue, 1927-1930
11.	.447	Tom McConnell, 1992-99
12.	.441	Dave Magarity, 1978-1983
13.	.431	Francis Salony, 1938-1942
14.	.419	Rob Krimmel, 2012-Present
15.	.409	Eugene Stringer, 1926-1927; 1930-1932
16.	.380	Kevin Porter, 1983-1987
17.	.337	Bobby Jones, 1999-2008
18.	.333	Dick Conover, 1971-1973
	.333	Rev. T. Burns, 1942-1943
20.	.271	Don Friday, 2008-2012
21.	.000	Max Cook, 1945-1946

1,000-POINT SCORERS



Jamaal King became the newest member of the 1,000-point club on Mar. 14, 2018

1 - Joe Anderson - 2,301 Points

Year	G	FGM	FGA	Pct.	FTM	FTA	Pct.	TP	Avg.
1987-88	27	155	380	.408	65	88	.739	404	15.0
1988-89	29	254	547	.464	110	137	.803	637	22.0
1989-90	28	223	489	.456	82	105	.781	580	20.7
1990-91	32	236	525	.450	138	184	.750	680	21.3
Totals	116	886	1941	.447	395	514	.769	2301	19.8

2 - Maurice Stokes - 2,282 Points

Year	G	FGM	FGA	Pct.	FTM	FTA	Pct.	TP	Avg.
1951-52	30	176	-	-	153	-	-	505	16.8
1952-53	18	170	331	.514	77	125	.616	417	23.2
1953-54	26	234	549	.426	132	190	.695	600	23.1
1954-55	28	302	707	.427	156	218	.716	760	26.2
Totals	102	882	-	-	518	-	-	2282	22.4

3 - Jeff Hamilton - 1,810 Points

Year	G	FGM	FGA	Pct.	FTM	FTA	Pct.	TP	Avg.
1981-82	26	152	281	.541	70	116	.603	374	14.4
1982-83	29	173	364	.475	82	129	.636	428	14.8
1983-84	27	179	356	.503	120	176	.682	478	17.7
1984-85	28	194	405	.479	142	209	.679	530	19.0
Totals	110	698	1406	.496	414	630	.657	1810	16.5

4 - Kevin Porter - 1,766 Points

Year	G	FGM	FGA	Pct.	FTM	FTA	Pct.	TP	Avg.
1968-69	5	21	42	.500	12	15	.800	54	10.8
1969-70	23	210	475	.442	122	164	.744	542	23.6
1970-71	24	220	466	.472	112	162	.691	552	23.0
1971-72	25	249	552	.451	120	151	.795	618	24.7
Totals	77	700	1535	.456	366	492	.745	1766	22.9

5 - Darshan Luckey - 1,699 Points

Year	G	FGM	FGA	Pct.	FTM	FTA	Pct.	TP	Avg.
2002-03	28	201	525	.383	157	202	.777	605	21.6
2003-04	28	163	408	.400	135	171	.789	492	17.6
2004-05	28	212	448	.473	139	168	.827	602	21.5
Totals	84	576	1381	.417	431	541	.797	1699	20.2

6 - Sandy Williams - 1,546 Points

Year	G	FGM	FGA	Pct.	FTM	FTA	Pct.	TP	Avg.
1961-62	22	125	291	.430	80	103	.777	330	15.0
1962-63	23	202	468	.432	157	210	.748	561	24.4
1963-64	24	211	493	.428	233	290	.803	655	27.3
Totals	69	538	1252	.430	470	603	.779	1546	22.4

7 - Devin Sweetney - 1,529 Points

Year	G	FGM	FGA	Pct.	FTM	FTA	Pct.	TP	Avg.
2006-07	29	119	274	.434	121	145	.834	376	13.0
2007-08	29	103	261	.395	83	107	.776	306	10.6
2008-09	23	131	294	.446	95	139	.683	374	16.3
2009-10	28	142	340	.418	155	187	.829	473	16.9
Totals	109-105	495	1169	.423	454	578	.786	1529	14.0

8 - Harkeem Dixon - 1,458 Points

Year	G	FGM	FGA	Pct.	FTM	FTA	Pct.	TP	Avg.
1987-88	27	118	310	.381	32	50	.640	323	12.0
1988-89	26	141	309	.456	62	77	.805	410	15.8
1989-90	25	87	225	.387	41	56	.732	254	10.2
1991-92	28	153	368	.416	94	123	.764	471	16.8
Totals	106	499	1212	.412	229	306	.748	1458	13.8

9 - Greg Jacobs - 1,457 Points

Year	G	FGM	FGA	Pct.	FTM	FTA	Pct.	TP	Avg.
1983-84	27	114	218	.523	66	94	.702	294	10.9
1984-85	27	112	272	.412	90	115	.783	314	11.6
1985-86	27	147	337	.436	86	107	.804	380	14.1
1986-87	27	164	382	.429	90	116	.778	469	17.4
Totals	108	537	1209	.444	332	432	.769	1457	13.5

10 - Norm Van Lier - 1,410 Points

Year	G	FGM	FGA	Pct.	FTM	FTA	Pct.	TP	Avg.
1966-67	26	148	362	.409	139	182	.764	435	16.7
1967-68	25	172	395	.435	127	176	.722	471	18.8
1968-69	24	197	502	.392	110	153	.719	504	21.0
Totals	75	517	1259	.411	376	511	.736	1410	18.8

11 - Earl Brown - 1,373 Points

Year	G	FGM	FGA	Pct.	FTM	FTA	Pct.	TP	Avg.
2011-12	26	61	122	.500	34	58	.586	156	6.0
2012-13	26	97	188	.516	68	110	.618	262	10.1
2013-14	31	181	341	.531	82	141	.582	447	14.4
2014-15	32	188	349	.539	115	169	.680	508	15.9
Totals	115	527	1000	.527	299	478	.626	1373	11.9

12 - Frank Puschauer - 1,371 Points

Year	G	FGM	FGA	Pct.	FTM	FTA	Pct.	TP	Avg.
1953-54	24	87	203	.429	45	67	.672	219	9.1
1954-55	28	141	306	.461	96	147	.653	378	13.5
1955-56	24	165	360	.458	108	177	.610	438	18.2
1956-57	24	115	287	.401	106	153	.693	336	14.0
Totals	100	508	1156	.439	355	544	.653	1371	13.7

13 - Wilbur Trosch - 1,361 Points

Year	G	FGM	FGA	Pct.	FTM	FTA	Pct.	TP	Avg.
1957-58	25	185	403	.459	48	77	.623	418	16.7
1958-59	25	193	504	.383	107	168	.637	493	19.7
1959-60	23	178	401	.444	94	153	.614	450	19.6
Totals	73	556	1308	.425	249	398	.626	1361	18.6

14 - Nick Leasure - 1,360 Points

Year	G	FGM	FGA	Pct.	FTM	FTA	Pct.	TP	Avg.
1975-76	23	77	154	.500	21	33	.636	175	7.6
1976-77	26	201	393	.534	34	49	.714	437	16.8
1977-78	26	153	341	.449	29	43	.674	335	12.9
1978-79	26	175	390	.449	63	69	.913	413	15.9
Totals	101	606	1278	.474	148	194	.763	1360	13.5

15 - Mike Iuzzolino - 1,346 Points

Year	G	FGM	FGA	Pct.	FTM	FTA	Pct.	TP	Avg.
1989-90	27	180	326	.552	135	155	.871	574	21.3
1990-91	32	227	419	.542	215	243	.885	772	24.1
Totals	59	407	745	.546	350	398	.879	1346	22.8

16 - Len Murray - 1,323 Points

Year	G	FGM	FGA	Pct.	FTM	FTA	Pct.	TP	Avg.
1964-65	23	68	147	.463	48	76	.632	184	8.0
1965-66	25	101	193	.523	86	120	.717	288	11.5
1966-67	26	186	338	.550	71	100	.710	443	17.0
1967-68	25	156	352	.443	96	145	.662	408	16.3
Totals	99	511	1030	.496	301	441	.683	1323	13.4

17 - Larry Lewis - 1,293 Points

Year	G	FGM	FGA	Pct.	FTM	FTA	Pct.	TP	Avg.
1966-67	26	181	295	.614	94	154	.610	456	17.6
1967-68	25	176	333	.529	84	150	.560	436	17.4
1968-69	24	153	324	.472	95	162	.586	401	16.7
Totals	75	510	952	.536	273	466	.586	1293	17.2

18 - John Hilvert - 1,292 Points

Year	G	FGM	FGA	Pct.	FTM	FTA	Pct.	TP	Avg.
1987-88	26	93	223	.417	37	46	.804	271	10.4
1988-89	29	137	313	.438	84	97	.866	451	15.6
1989-90	27	87	210	.414	37	51	.726	264	9.8
1990-91	27	85	192	.443	38	51	.745	254	9.4
Totals</									

20 - Eric Taylor - 1,287 Points

Year	G	FGM	FGA	Pct.	FTM	FTA	Pct.	TP	Avg.
1994-95	27	76	168	.452	60	88	.682	212	7.9
1995-96	26	74	161	.460	61	99	.616	209	8.0
1996-97	27	133	241	.552	127	186	.683	393	14.6
1997-98	27	153	270	.567	167	222	.752	473	17.5
Totals	107	436	840	.519	415	595	.698	1287	12.0

21 - Charlie Kates - 1,213 Points

Year	G	FGM	FGA	Pct.	FTM	FTA	Pct.	TP	Avg.
1977-78	26	88	162	.543	31	57	.544	207	8.0
1978-79	25	102	198	.515	69	91	.758	273	10.9
1979-80	28	161	326	.494	81	114	.711	403	14.4
1980-81	26	133	263	.506	64	90	.711	330	13.5
Totals	105	484	949	.510	245	352	.696	1213	11.6

22 - Joe Hazinsky - 1,187 Points

Year	G	FGM	FGA	Pct.	FTM	FTA	Pct.	TP	Avg.
1968-69	3	14	20	.700	3	3	1.000	31	10.3
1969-70	24	128	296	.432	37	54	.685	293	12.2
1970-71	25	204	465	.439	43	60	.717	451	18.0
1971-72	25	177	396	.447	58	78	.744	412	16.5
Totals	77	523	1177	.444	141	195	.723	1187	15.4

23 - Calvin Fowler - 1,179 Points

Year	G	FGM	FGA	Pct.	FTM	FTA	Pct.	TP	Avg.
1959-60	23	93	219	.425	63	83	.759	249	10.8
1960-61	25	201	418	.481	111	147	.755	513	20.5
1961-62	22	157	301	.522	103	135	.763	417	19.0
Totals	70	451	938	.481	277	365	.759	1179	16.8

24 - Clarence Hopson - 1,148 Points

Year	G	FGM	FGA	Pct.	FTM	FTA	Pct.	TP	Avg.
1971-72	25	184	312	.590	36	57	.632	404	16.2
1972-73	26	176	374	.471	42	63	.667	394	15.1
1973-74	26	149	314	.475	52	77	.675	350	13.5
Totals	77	509	1000	.509	130	197	.660	1148	14.9

25 - Jim McClellan - 1,140 Points

Year	G	FGM	FGA	Pct.	FTM	FTA	Pct.	TP	Avg.
1954-55	27	92	252	.365	56	84	.667	240	8.8
1955-56	24	118	295	.400	111	171	.649	347	14.4
1956-57	14	84	204	.412	110	166	.663	278	19.8
1957-58	23	96	275	.349	83	125	.664	275	12.0
Totals	88	390	1026	.380	360	546	.659	1140	13.0

26 - Terrence Martin - 1,130 Points

Year	G	FGM	FGA	Pct.	FTM	FTA	Pct.	TP	Avg.
1993-94	6	10	36	.278	6	8	.750	26	4.3
1994-95	28	147	308	.477	64	83	.783	369	13.2
1995-96	26	123	286	.430	84	96	.875	345	13.3
1996-97	27	134	322	.416	75	99	.758	390	14.4
Totals	87	414	952	.435	230	286	.804	1130	13.0

27 - Joe Aston - 1,128 Points

Year	G	FGM	FGA	Pct.	FTM	FTA	Pct.	TP	Avg.
1957-58	23	121	232	.522	94	134	.701	336	14.6
1958-59	25	159	331	.480	66	114	.579	384	15.3
1959-60	23	160	368	.435	88	144	.611	408	17.7
Totals	71	440	931	.473	248	392	.633	1128	15.9

28 - John Bodner - 1,125 Points

Year	G	FGM	FGA	Pct.	FTM	FTA	Pct.	TP	Avg.
1948-49	24	72	-	-	37	-	-	181	7.5
1949-50	25	130	295	.441	88	139	.633	348	13.9
1950-51	Statistics Missing								
1951-52	Statistics Missing								
Totals									1,125

29 - Bill Coyle - 1,097 Points

Year	G	FGM	FGA	Pct.	FTM	FTA	Pct.	TP	Avg.
1963-64	21	52	130	.400	26	40	.650	130	6.2
1964-65	20	70	154	.455	58	71	.817	198	9.9
1965-66	26	148	378	.392	92	121	.760	388	14.9
1966-67	26	158	340	.465	65	83	.783	381	14.7
Totals	93	428	1002	.427	241	315	.765	1097	11.8

30 - Rob Wooster - 1,085 Points

Year	G	FGM	FGA	Pct.	FTM	FTA	Pct.	TP	Avg.
1992-93	23	31	70	.443	7	9	.778	87	3.8
1993-94	28	63	138	.457	52	61	.853	211	7.5
1994-95	28	136	302	.450	65	75	.867	419	15.0
1995-96	27	120	270	.445	64	77	.831	368	13.6
Totals	106	350	780	.449	188	222	.847	1085	10.2

31 - Joe Schoen - 1,076 Points

Year	G	FGM	FGA	Pct.	FTM	FTA	Pct.	TP	Avg.
1977-78	24	57	99	.576	18	34	.529	132	5.5
1978-79	26	103	241	.427	42	58	.724	248	9.5
1979-80	25	140	303	.462	52	68	.765	332	13.3
1980-81	27	156	276	.565	52	77	.675	364	13.5
Totals	102	456	919	.496	164	237	.692	1076	10.5

32 - Jamaal King - 1,070 Points

Year	G	FGM	FGA	Pct.	FTM	FTA	Pct.	TP	Avg.
2015-16	17	13	37	.351	3	4	.750	35	2.1
2016-17	34	142	359	.396	72	97	.742	407	12.0
2017-18	31	195	412	.473	120	147	.816	563	18.2
2018-19	4	22	56	.393	13	21	.619	65	16.3
Totals	86	372	864	.431	208	269	.773	1070	12.4

33 - Bill Wanish - 1,064 Points

Year	G	FGM	FGA	Pct.	FTM	FTA	Pct.	TP	Avg.
1948-49	25	168	-	-	-	78	-	414	16.5
1949-50	25	178	528	.337	75	127	.591	431	17.2
1950-51	Statistics Missing								
Totals									1064

34 - Ed Winters - 1,063 Points

Year	G	FGM	FGA	Pct.	FTM	FTA	Pct.	TP	Avg.
1959-60	23	130	295	.441	34	61	.557	294	12.8
1960-61	25	185	451	.410	39	63	.619	409	16.5
1961-62	22	162	368	.440	36	58	.621	360	16.4
Totals	70	477	1114	.428	109	182	.599	1063	15.2

35 - Napoleon Lightning - 1,060 Points

Year	G	FGM	FGA	Pct.	FTM	FTA	Pct.	TP	Avg.
1981-82	26	95	229	.415	43	72	.597	233	9.0
1982-83	29	93	208	.447	49	69	.710	235	8.1
1983-84	27	119	263	.452	64	96	.667	302	11.2
1984-85	27	115	262	.439	60	114	.526	290	10.7
Totals	109	422	962	.439	216	351	.615	1060	9.7

36 - Rahsaan Benton - 1,045 Points

Year	G	FGM	FGA	Pct.	FTM	FTA	Pct.	TP	Avg.
2001-02	25	75	220	.341	28	35	.800	216	8.6
2003-04	28	62	134	.463	33	42	.786	195	7.0
2004-05	25	98	232	.422	32	43	.744	285	11.4
2005-06	28	110	315	.349	59	67	.881	349	12.5
Totals	106	345	901	.383	152	187	.813	1045	9.9

37 - Bob Convey - 1,036 Points

Year	G	FGM	FGA	Pct.	FTM	FTA	Pct.	TP	Avg.
1977-78	24	31	88	.352	62	76	.816	124	5.2
1978-79	24	56	138	.406	62	72	.861	174	7.3
1979-80	27	125	257	.498	86	108	.796	336	12.2
1980-81	27	152	298	.510	98	121	.810	402	14.9
Totals	102	364	775	.497	308	377	.817	1036	10.2

38 - Keith Braxton - 1,035 Points

Year	G	FGM	FGA	Pct.	FTM	FTA	Pct.	TP	Avg.
2015-16	17	13	37	.351	3	4	.750	35	2.1
2016-17	34	142	359	.396	72	97	.742	407	12.0
2017-18	31	195	412	.473	120	147	.816		

SEASON-BY-SEASON LEADERS

POINTS

1946-47	Bill Maus	.218/11.5
1947-48	Frank Mansfield	.268/11.6
1948-49	Bill Wanish	.414/16.5
1949-50	Bill Wanish	.439/16.9
1950-51	John Bodner	.353/15.3
1951-52	Maurice Stokes	.505/16.8
1952-53	Maurice Stokes	.417/23.2
1953-54	Maurice Stokes	.600/23.1
1954-55	Maurice Stokes	.760/27.1
1955-56	Frank Puschauer	.438/18.2
1956-57	Frank Puschauer	.336/14.0
1957-58	Wilbur Trosch	.407/16.9
1958-59	Wilbur Trosch	.493/19.7
1959-60	Wilbur Trosch	.450/19.6
1960-61	Calvin Fowler	.513/20.5
1961-62	Calvin Fowler	.417/19.0
1962-63	Sandy Williams	.561/24.4
1963-64	Sandy Williams	.655/27.3
1964-65	John Fitzhenry	.354/15.4
1965-66	Sam Harris	.493/18.9
1966-67	Larry Lewis	.456/17.6
1967-68	Norm Van Lier	.471/18.8
1968-69	Norm Van Lier	.504/21.0
1969-70	Kevin Porter	.542/23.6
1970-71	Kevin Porter	.552/23.0
1971-72	Kevin Porter	.618/24.7
1972-73	Clarence Hopson	.394/15.1
1973-74	Clarence Hopson	.350/13.5
1974-75	Bob Nicholls	.365/14.6
1975-76	Jack Phelan	.315/13.1
1976-77	Nick Leasure	.437/16.8
1977-78	Nick Leasure	.335/12.9
1978-79	Nick Leasure	.413/15.9
1979-80	Charlie Kates	.403/14.4
1980-81	Bob Convey	.402/14.9
1981-82	Jeff Hamilton	.374/14.4
1982-83	Jeff Hamilton	.448/14.8
1983-84	Jeff Hamilton	.478/17.7
1984-85	Jeff Hamilton	.530/19.0
1985-86	Lamont Harris	.643/23.0
1986-87	Bill Hughes	.473/17.5
1987-88	Joe Anderson	.404/15.0
1988-89	Joe Anderson	.637/22.0
1989-90	Mike Iuzzolino	.574/21.3
1990-91	Mike Iuzzolino	.772/24.1
1991-92	Harkeem Dixon	.471/16.8
1992-93	Deon George	.494/18.3
1993-94	Deon George	.453/16.2
1994-95	Rob Wooster	.419/15.0
1995-96	Rob Wooster	.368/13.6
1996-97	Eric Taylor	.393/14.6
1997-98	Eric Taylor	.473/17.5
1998-99	Sam Sutton	.337/13.5
1999-00	Tom Fox	.293/10.9
2000-01	Melvin Scott	.338/13.0
2001-02	Reiner Mougol	.355/13.1
2002-03	Darshan Luckey	.605/21.6
2003-04	Darshan Luckey	.492/17.6
2004-05	Darshan Luckey	.602/21.5
2005-06	Rahsaan Benton	.349/12.5
2006-07	Devin Sweetney	.376/13.0
2007-08	Chris Berry	.324/11.2
2008-09	Devin Sweetney	.374/16.3
2009-10	Devin Sweetney	.473/16.9
2010-11	Umar Shannon	.474/15.8
2011-12	Scott Eatherton	.407/14.0
2012-13	Earl Brown	.262/10.1
2013-14	Earl Brown	.447/14.4
2014-15	Earl Brown	.508/15.9
2015-16	Ronnie Drinnon	.398/13.3
2016-17	Keith Braxton	.444/13.1
2017-18	Jamaal King	.563/18.2

REBOUNDS

1952-53	Maurice Stokes	.397
1953-54	Maurice Stokes	.689
1954-55	Maurice Stokes	.733
1955-56	Jim McClellan	.313
1956-57	Lemuel Nixon	.240
1957-58	Wilbur Trosch	.247
1958-59	Wilbur Trosch	.305
1959-60	Wilbur Trosch	.323
1960-61	Calvin Fowler	.213
1961-62	Bob Hall	.213
1962-63	Sandy Williams	.295
1963-64	Sandy Williams	.355
1964-65	Jack Fitzhenry	.269
1965-66	Sam Harris	.216
1966-67	Larry Lewis	.386
1967-68	Larry Lewis	.443
1968-69	Larry Lewis	.495
1969-70	Mike Copeland	.328
1970-71	Mike Copeland	.259
1971-72	Allan Spencer	.196
1972-73	Clarence Hopson	.195
1973-74	Clarence Hopson	.157
1974-75	Ralph Ledbetter	.305
1975-76	Ralph Ledbetter	.207
1976-77	Larry Walker	.216
1977-78	Ken Kolakowski	.158
1978-79	Joe Schoen	.270
1979-80	Joe Schoen	.303
1980-81	Joe Schoen	.285
1981-82	Tony Washington	.176
1982-83	Joe Sharkey	.175
1983-84	Jeff Hamilton	.195
1984-85	Jeff Hamilton	.204
1985-86	Lamont Harris	.274
1986-87	Bill Hughes	.189
1987-88	Joe Anderson	.155
1988-89	Joe Anderson	.172
1989-90	Tom Bennetch	.152
1990-91	Joe Anderson	.200
1991-92	Deon George	.123
1992-93	Deon George	.171
1993-94	Deon George	.175
1994-95	Eric Taylor	.171
1995-96	Eric Taylor	.169
1996-97	Eric Taylor	.306
1997-98	Eric Taylor	.321
1998-99	Tom Fox	.166
1999-00	Tom Fox	.212
2000-01	Melvin Scott	.213
2001-02	Reiner Mougol	.230
2002-03	Darshan Luckey	.144
2003-04	Jason Osborne	.186
2004-05	Jason Osborne	.175
2005-06	Jelani Lawrence	.146
2006-07	Devin Sweetney	.222
2007-08	Bassirou Dieng	.190
2008-09	Devin Sweetney	.181
2009-10	Devin Sweetney	.206
2010-11	Will Felder	.201
2011-12	Scott Eatherton	.203
2012-13	Earl Brown	.211
2013-14	Earl Brown	.248
2014-15	Earl Brown	.255
2015-16	Ronnie Drinnon	.329
2016-17	Keith Braxton	.293
2017-18	Keith Braxton	.296

ASSISTS

1973-74	Rick Hockenos	.82
1974-75	Pat McGeary	.134
1975-76	Pat McGeary	.96
1976-77	Jack Phelan	.125
1977-78	Don Graham	.99
1978-79	Don Graham	.101
	Bob Convey	.101
1979-80	Bob Convey	.142
1980-81	Bob Convey	.136
1981-82	Napoleon Lightning	.163
1982-83	Napoleon Lightning	.199
1983-84	Napoleon Lightning	.139
1984-85	Greg Jacobs	.101
1985-86	Greg Jacobs	.126
1986-87	Greg Jacobs	.123
1987-88	Kevin Cofield	.153
1988-89	Steve Strachan	.115
1989-90	Mike Iuzzolino	.130
1990-91	Mike Iuzzolino	.127
1991-92	Steve Strachan	.67
1992-93	Diallo Nelson	.87
1993-94	Steve Cloran	.136
1994-95	Terry Holliman	.87
1995-96	Walt DeVan	.99
1996-97	Walt DeVan	.121
1997-98	Jamal Ragland	.110
1998-99	Jamal Ragland	.126
1999-00	Jamal Ragland	.124
2000-01	Jamal Ragland	.128
2001-02	Dan Swoger	.116
2002-03	Dan Swoger	.101
2003-04	Erick Wills	.72
2004-05	Garrett Farha	.194
2005-06	Garrett Farha	.129
2006-07	Cale Nelson	.103
2007-08	Cale Nelson	.113
2008-09	Cale Nelson	.146
2009-10	Chris Johnson	.87
2010-11	Chris Johnson	.132
2011-12	Stephon Whyatt	.75
2012-13	Umar Shannon	.75
2013-14	Malik Harmon	.90
2014-15	Malik Harmon	.85
2015-16	Greg Brown	.92
2016-17	Jamaal King	.134
2017-18	Jamaal King	.104

STEALS

1980-81	Charlie Kates	.42
1981-82	Tony Washington	.48
1982-83	Napoleon Lightning	.54
1983-84	Napoleon Lightning	.64
1984-85	Greg Jacobs	.49
1985-86	Greg Jacobs	.43
1986-87	Bill Hughes	.58
1987-88	Kevin Cofield	.34
1988-89	Joe Anderson	.51
1989-90	Joe Anderson	.43
1990-91	Joe Anderson	.55
1991-92	Steve Strachan	.46
1992-93	Jason Roberts	.57
1993-94	Jason Roberts	.52
1994-95	Jason Roberts	.44
1995-96	Jason Roberts	.43
1996-97	Walt DeVan	.26
1997-98	Sotris Aggelou	.32
	Jamal Ragland	.32
1998-99	Sam Sutton	.46
1999-00	Jamal Ragland	.35
2000-01	Jamal Ragland	.54
2001-02	Dan Swoger	.35
2002-03	Erick Wills	.50
2003-04	Erick Wills	.43
2004-05	Darshan Luckey	.39
2005-06	Rahsaan Benton	.37
2006-07	Devin Sweetney	.31
2007-08	Chris Berry	.33
2008-09	Cale Nelson	.35
2009-10	Chris Johnson	.36
2010-11	Chris Johnson	.45
2011-12	Kam Ritter	.40
2012-13	Greg Brown	.29
2013-14	Malik Harmon	.24
2014-15	Ronnie Drinnon	.42
2015-16	Malik Harmon	.26
2016-17	Keith Braxton	.49
2017-18	Keith Braxton	.54

BLOCKED SHOTS

1980-81	Charlie Kates	.25
1981-82	Lou Schmitt	.13
1982-83	Lou Schmitt	.32
1983-84	Lou Schmitt	.27
1984-85	Napoleon Lightning	.20
1985-86	Jerry Mack	.35
1986-87	Jerry Mack	.43
1987-88	Keith Sayles	.16
1988-89	Joe Vitko	.21
1989-90	Joe Anderson	.17
1990-91	Mike Fink	.21
1991-92	Mike Fink	.21
1992-93	Reggie Lewis	.33
1993-94	Deon George	.22
1994-95	Eric Taylor	.20
1995-96	Emmanuel Adekunle	.30
1996-97	Emmanuel Adekunle	.29
1997-98	Emmanuel Adekunle	.35
1998-99	Melvin Scott	.24
1999-00	John McLean	.20
2000-01	Melvin Scott	.70
2001-02	Steveroy Daley	.14
2002-03	Jason Osborne	.15
2003-04	Jason Osborne	.28
2004-05	Jason Osborne	.28
2005-06	Jelani Lawrence	.36
2006-07	Bassirou Dieng	.28
2007-08	Bassirou Dieng	.29
2008-09	Mislav Jukic	.21
2009-10	Will Felder	.26
2010-11	Chris Johnson	.38
2011-12	Scott Eatherton	.36
2012-13	Earl Brown	.25
2013-14	Earl Brown	.34

2014-15	Earl Brown	.31
2015-16	Josh Nebo	.56
2016-17	Josh Nebo	.89
2017-18	Mark Flagg	.23

FIELD GOALS MADE

1946-47	Bill Maus	.90
1947-48	Statistics missing	
1948-49	Bill Wanish	.168
1949-50	Bill Wanish	.178
1950-51	Statistics missing	
1951-52	Statistics missing	
1952-53	Maurice Stokes	.170
1953-54	Maurice Stokes	.234
1954-55	Statistics missing	
1955-56	Frank Puschauver	.165
1956-57	John Novalessi	.119
1957-58	Wilbur Troesch	.185
1958-59	Wilbur Troesch	.193
1959-60	Wilbur Troesch	.178
1960-61	Cal Fowler	.201
1961-62	Ed Winters	.162
1962-63	Sandy Williams	.202
1963-64	Sandy Williams	.211
1964-65	Jack Fitzhenry	.151
1965-66	Sam Harris	.205
1966-67	Len Murray	.186
1967-68	Bill Snodgrass	.181
1968-69	Bill Snodgrass	.203
1969-70	Kevin Porter	.210
1970-71	Kevin Porter	.220
1971-72	Kevin Porter	.249
1972-73	Clarence Hopson	.176
1973-74	Clarence Hopson	.149
1974-75	Bob Nichols	.167
1975-76	Jack Phelan	.128
1976-77	Nick Leasure	.201
1977-78	Nick Leasure	.153
1978-79	Nick Leasure	.175
1979-80	Charlie Kates	.161
1980-81	Joe Schoen	.156
1981-82	Jeff Hamilton	.152
1982-83	Jeff Hamilton	.173
1983-84	Jeff Hamilton	.179
1984-85	Jeff Hamilton	.194
1985-86	Lamont Harris	.247
1986-87	Bill Hughes	.191
1987-88	Joe Anderson	.155
1988-89	Joe Anderson	.254
1989-90	Joe Anderson	.223
1990-91	Joe Anderson	.236
1991-92	Harkeem Dixon	.153
1992-93	Deon George	.166
1993-94	Chris Temming	.185
1994-95	Terrence Martin	.147
1995-96	Terrence Martin	.123
1996-97	Terrence Martin	.134
1997-98	Eric Taylor	.153
1998-99	Tom Fox	.126
1999-00	Tom Fox	.120
2000-01	Melvin Scott	.113
2001-02	Reiner Mougol	.135
2002-03	Darshan Luckey	.201
2003-04	Darshan Luckey	.163
2004-05	Darshan Luckey	.212
2005-06	Jelani Lawrence	.122
2006-07	Devin Sweetney	.119
2007-08	Chris Berry	.113
2008-09	Devin Sweetney	.131
2009-10	Devin Sweetney	.142
2010-11	Umar Shannon	.146
2011-12	Scott Eatherton	.162
2012-13	Earl Brown	.97
2013-14	Earl Brown	.181
2014-15	Earl Brown	.188
2015-16	Ronnie Drinnon	.150
2016-17	Josh Nebo	.168
2017-18	Jamaal King	.195

FIELD GOALS ATTEMPTED

1949-50	Bill Wanish	.528
1950-51	Statistics missing	
1951-52	Statistics missing	
1952-53	Maurice Stokes	.331
1953-54	Maurice Stokes	.549
1954-55	Statistics missing	
1955-56	Frank Puschauver	.360
1956-57	Lemuel Nixon	.299
1957-58	Wilbur Troesch	.403
1958-59	Wilbur Troesch	.504
1959-60	Wilbur Troesch	.401
1960-61	Ed Winters	.451
1961-62	Statistics missing	
1962-63	Statistics missing	
1963-64	Sandy Williams	.493
1964-65	Jack Fitzhenry	.477
1965-66	Sam Harris	.449
1966-67	Norm Van Lier	.362
1967-68	Bill Snodgrass	.426
1968-69	Norm Van Lier	.502
1969-70	Kevin Porter	.475
1970-71	Kevin Porter	.466
1971-72	Kevin Porter	.552
1972-73	Clarence Hopson	.374
1973-74	Clarence Hopson	.314
1974-75	Bob Nichols	.319
1975-76	Jack Phelan	.248
1976-77	Nick Leasure	.393
1977-78	Nick Leasure	.341
1978-79	Nick Leasure	.390
1979-80	Charlie Kates	.326
1980-81	Bob Convey	.298
1981-82	Tony Washington	.283
1982-83	Jeff Hamilton	.364
1983-84	Jeff Hamilton	.356
1984-85	Jeff Hamilton	.405
1985-86	Lamont Harris	.447
1986-87	Greg Jacobs	.382
1987-88	Joe Anderson	.380
1988-89	Joe Anderson	.547
1989-90	Joe Anderson	.489
1990-91	Joe Anderson	.525
1991-92	Harkeem Dixon	.368
1992-93	Deon George	.350
1993-94	Chris Temming	.361
1994-95	Terrence Martin	.308
1995-96	Terrence Martin	.286
1996-97	Terrence Martin	.322
1997-98	Eric Taylor	.270
1998-99	Sam Sutton	.290
1999-00	Tom Fox	.239
2000-01	Jamal Ragland	.285
2001-02	Reiner Mougol	.292
2002-03	Darshan Luckey	.525
2003-04	Darshan Luckey	.408
2004-05	Darshan Luckey	.448
2005-06	Rahsaan Benton	.315
2006-07	Devin Sweetney	.274
2007-08	Cale Nelson	.285
2008-09	Devin Sweetney	.294
2009-10	Devin Sweetney	.340
2010-11	Umar Shannon	.356
2011-12	Anthony Ervin	.265
2012-13	Umar Shannon	.236
2013-14	Earl Brown	.341
2014-15	Earl Brown	.349
2015-16	Greg Brown	.323
2016-17	Jamaal King	.359
2017-18	Jamaal King	.412

FIELD GOAL PCT. (MIN. 5.0/GAME)

1949-50	John Bodner	.130-295 (.441)
1950-51	Statistics missing	
1951-52	Statistics missing	
1952-53	Maurice Stokes	.170-331 (.513)
1953-54	Ed Dugan	.135-290 (.466)
1954-55	Statistics missing	
1955-56	Walter Milinski	.115-247 (.465)
1956-57	Jack O'Malley	.91-224 (.458)
1957-58	Joseph Aston	.121-232 (.521)
1958-59	Joseph Aston	.159-331 (.480)
1959-60	Wilbur Troesch	.178-401 (.444)
1960-61	Cal Fowler	.201-418 (.418)
1961-62	*Gene Deberardinis	.51 (.593)
1962-63	*Gene Deberardinis	.81 (.593)
1963-64	Gene Deberardinis	.112-181 (.619)
1964-65	Jack Fitzhenry	.151-277 (.545)
1965-66	Lenny Murray	.101-193 (.523)
1966-67	Larry Lewis	.181-295 (.614)
1967-68	Larry Lewis	.176-333 (.529)
1968-69	Mike Copeland	.126-254 (.486)
1969-70	Kevin Porter	.210-475 (.442)
1970-71	Kevin Porter	.220-466 (.472)
1971-72	Clarence Hopson	.184-312 (.590)
1972-73	Clarence Hopson	.176-374 (.470)
1973-74	Rick Hockenoe	.144-288 (.500)
1974-75	Jack Phelan	.95-170 (.553)
1975-76	Ralph Ledbetter	.118-216 (.546)
1976-77	Jack Phelan	.178-316 (.563)
1977-78	Ken Kolakowski	.112-196 (.571)
1978-79	Charlie Kates	.102-198 (.515)
1979-80	Charlie Kates	.161-326 (.494)
1980-81	Joe Schoen	.156-276 (.565)
1981-82	Lou Schmitt	.114-195 (.585)
1982-83	Lou Schmitt	.125-175 (.714)
1983-84	Lou Schmitt	.97-173 (.561)
1984-85	Jeff Hamilton	.194-405 (.479)
1985-86	Lamont Harris	.247-447 (.553)
1986-87	Bill Hughes	.191-350 (.546)
1987-88	Kevin Cofield	.81-181 (.448)
1988-89	Joe Anderson	.254-547 (.464)
1989-90	Mike Iuzzolino	.180-326 (.552)
1990-91	Tom Bennetch	.106-183 (.579)
1991-92	Antoine Patterson	.137-254 (.539)
1992-93	Chris Temming	.148-273 (.542)
1993-94	Chris Temming	.185-361 (.513)
1994-95	Terrence Martin	.147-308 (.477)
1995-96	Eric Taylor	.74-161 (.460)
1996-97	Eric Taylor	.133-241 (.552)
1997-98	Eric Taylor	.153-270 (.567)
1998-99	Tom Fox	.126-263 (.479)
1999-00	Tom Fox	.120-239 (.502)
2000-01	Melvin Scott	.113-202 (.559)
2001-02	Steveroy Daley	.114-170 (.671)
2002-03	Steveroy Daley	.79-144 (.549)
2003-04	Jason Osborne	.135-258 (.523)
2004-05	Jason Osborne	.149-249 (.598)
2005-06	Jelani Lawrence	.122-213 (.573)
2006-07	J.R. Enright	.100-206 (.485)
2007-08	Bassirou Dieng	.105-225 (.467)
2008-09	Mislav Jukic	.113-239 (.473)
2009-10	Will Felder	.97-215 (.451)
2010-11	Mislav Jukic	.71-151 (.470)
2011-12	Scott Eatherton	.162-264 (.614)
2012-13	Earl Brown	.97-188 (.516)
2013-14	Earl Brown	.181-341 (.531)
2014-15	Earl Brown	.188-349 (.539)
2015-16	Isaiah Blackmon	.70-130 (.538)
2016-17	Josh Nebo	.168-297 (.566)
2017-18	Andre Wolford	.141-280 (.504)

*Shot attempts not provided those seasons

FREE THROWS MADE

1946-47	Bobby Seitz	.71
1947-48	Statistics missing	
1948-49	Bill Wanish	.78
1949-50	John Bodner	.72
1950-51	Statistics missing	
1951-52	Statistics missing	
1952-53	John Clancy	.91
1953-54	Maurice Stokes	.132
1954-55	Statistics missing	
1955-56	Jim McClellan	.111
1956-57	Jim McClellan	.110
1957-58	Joseph Aston	.94
1958-59	Wilbur Troesch	.107
1959-60	Wilbur Troesch	.94
1960-61	Cal Fowler	.111
1961-62	Cal Fowler	.103
1962-63	Sandy Williams	.157
1963-64	Sandy Williams	.233
1964-65	Jack Fitzhenry	.121
1965-66	Bill Coyle	.92
1966-67	Norm Van Lier	.139
1967-68	Norm Van Lier	.127
1968-69	Norm Van Lier	.110
1969-70	Kevin Porter	.139
1970-71	Kevin Porter	.122
1971-72	Kevin Porter	.120
1972-73	Clarence Hopson/Bob Williams	.42
1973-74	Clarence Hopson	.52
1974-75	Pat McGeary	.39
1975-76	Jack Phelan	.59
1976-77	Pat Sweeney	.61
1977-78	Bob Convey	.62
1978-79	Charlie Kates	.69
1979-80	Bob Convey	.86
1980-81	Bob Convey	.98
1981-82	Jeff Hamilton	.70
1982-83	Joe Sharkey	.91
1983-84	Jeff Hamilton	.120
1984-85	Jeff Hamilton	.142
1985-86	Lamont Harris	.149
1986-87	Bill Hughes/Greg Jacobs	.90
1987-88	Joe Anderson	.65
1988-89	Joe Anderson	.110
1989-90	Mike Iuzzolino	.135
1990-91	Mike Iuzzolino	.215
1991-92	Harkeem Dixon	.94
1992-93	Deon George	.127
1993-94	Deon George	.119
1994-95	Walt DeVan	.70
1995-96	Terrence Martin	.84
1996-97	Eric Taylor	.127
1997-98	Eric Taylor	.167
1998-99	Tom Fox	.70
1999-00	John McLean	.70
2000-01	Melvin Scott	.112
2001-02	Reiner Mougol	.85
2002-03	Darshan Luckey	.157
2003-04	Darshan Luckey	.135
2004-05	Darshan Luckey	.139
2005-06	Rahsaan Benton	.59
2006-07	Devin Sweetney	.121
2007-08	Bassirou Dieng	.97
2008-09	Devin Sweetney	.95
2009-10	Devin Sweetney	.155
2010-11	Umar Shannon	.114
2011-12	Scott Eatherton	.77
2012-13	Umar Shannon	.69
2013-14	Earl Brown	.82
2014-15	Earl Brown	.115
2015-16	Ronnie Drinnon	.84
2016-17	Keith Braxton	.91
2017-18	Keith Braxton	.132

SEASON-BY-SEASON LEADERS

FREE THROWS ATTEMPTED

1949-50	John Bodner	139
1950-51	Statistics missing	
1951-52	Statistics missing	
1952-53	John Clancy	137
1953-54	Maurice Stokes	190
1954-55	Statistics missing	
1955-56	Frank Puschauer	177
1956-57	Jim McClellan	166
1957-58	Joseph Aston	134
1958-59	Wilbur Trosch	168
1959-60	Wilbur Trosch	153
1960-61	Cal Fowler	147
1961-62	Statistics missing	
1962-63	Statistics missing	
1963-64	Sandy Williams	290
1964-65	Jack Fitzhenry	121
1965-66	Bill Coyle	121
1966-67	Norm Van Lier	182
1967-68	Norm Van Lier	176
1968-69	Larry Lewis	162
1969-70	Kevin Porter	164
1970-71	Kevin Porter	162
1971-72	Kevin Porter	151
1972-73	Clarence Hopson	63
1973-74	Clarence Hopson	77
1974-75	Ralph Leadbetter	54
1975-76	Jack Phelan	83
1976-77	Pat Sweeney	102
1977-78	Bob Convey	76
1978-79	Charlie Kates	91
1979-80	Charlie Kates	114
1980-81	Bob Convey	121
1981-82	Jeff Hamilton	116
1982-83	Jeff Hamilton/Joe Sharkey	129
1983-84	Jeff Hamilton	176
1984-85	Jeff Hamilton	209
1985-86	Lamont Harris	222
1986-87	Bill Hughes	126
1987-88	Joe Anderson	88
1988-89	Joe Anderson	137
1989-90	Mike Iuzzolino	155
1990-91	Mike Iuzzolino	243
1991-92	Harkeem Dixon	123
1992-93	Deon George	166
1993-94	Deon George	175
1994-95	Eric Taylor	88
1995-96	Eric Taylor	99
1996-97	Eric Taylor	186
1997-98	Eric Taylor	222
1998-99	Tom Fox	103
1999-00	John McLean	90
2000-01	Melvin Scott	143
2001-02	Reiner Mougnot	121
2002-03	Darshan Luckey	202
2003-04	Darshan Luckey	171
2004-05	Darshan Luckey	168
2005-06	Jelani Lawrence	92
2006-07	Devin Sweetney	145
2007-08	Bassirou Dieng	144
2008-09	Devin Sweetney	139
2009-10	Devin Sweetney	187
2010-11	Umar Shannon	142
2011-12	Scott Eatherton	105
2012-13	Earl Brown	110
2013-14	Earl Brown	141
2014-15	Earl Brown	169
2015-16	Ronnie Drinnon	143
2016-17	Josh Nebo	121
2017-18	Keith Braxton	166

FREE THROW PCT. (MIN. 2.5/GAME)

1949-50	George Banchansky	.69-102 (.676)
1950-51	Statistics missing	
1951-52	Statistics missing	
1952-53	Ed Dugan	.79-116 (.681)
1953-54	Eugene Phillips	.76-104 (.731)
1954-55	Statistics missing	
1955-56	Walter Milinski	.61-87 (.701)
1956-57	John Novalessi	.90-106 (.849)
1957-58	Joseph Aston	.94-134 (.701)
1958-59	Robert Jones	.54-83 (.650)
1959-60	Calvin Fowler	.63-83 (.759)
1960-61	Calvin Fowler	.111-147 (.755)
1961-62	Statistics missing	
1962-63	Jerry Friedrich	.69-89 (.775)
1963-64	Sandy Williams	.233-290 (.803)
1964-65	Don Appleman	.68-81 (.838)
1965-66	Bill Coyle	.92-121 (.760)
1966-67	Bill Coyle	.65-83 (.784)
1967-68	Norm Van Lier	.127-176 (.722)
1968-69	Norm Van Lier	.110-153 (.719)
1969-70	Kevin Porter	.122-164 (.744)
1970-71	Kevin Porter	.112-162 (.691)
1971-72	Kevin Porter	.120-151 (.795)
1972-73	Clarence Hopson	.42-63 (.666)
1973-74	Clarence Hopson	.92-137 (.675)
1974-75	Pat McGeary	.39-52 (.750)
1975-76	Jack Phelan	.59-83 (.711)
1976-77	Pat Sweeney	.61-102 (.618)
1977-78	Bob Convey	.62-76 (.816)
1978-79	Nick Leasure	.63-69 (.913)
1979-80	Bob Convey	.86-108 (.797)
1980-81	Bob Convey	.98-121 (.810)
1981-82	Lou Schmitt	.61-90 (.678)
1982-83	Lou Schmitt	.62-86 (.721)
1983-84	Jim Conway	.57-73 (.781)
1984-85	Greg Jacobs	.90-115 (.783)
1985-86	Greg Jacobs	.86-107 (.804)
1986-87	Bob Gullickson	.61-70 (.871)
1987-88	Joe Anderson	.65-88 (.739)
1988-89	John Hilvert	.84-97 (.866)
1989-90	Mike Iuzzolino	.135-155 (.871)
1990-91	Mike Iuzzolino	.215-243 (.885)
1991-92	Harkeem Dixon	.94-123 (.764)
1992-93	Jason Roberts	.62-80 (.775)
1993-94	Steve Cloran	.56-79 (.709)
1994-95	Rob Wooster	.65-75 (.867)
1995-96	Terrence Martin	.84-96 (.875)
1996-97	Walt DeVan	.95-116 (.819)
1997-98	Walt DeVan	.69-83 (.831)
1998-99	Tom Fox	.70-103 (.680)
1999-00	John McLean	.70-90 (.778)
2000-01	Melvin Scott	.112-143 (.783)
2001-02	Dan Swoger	.53-70 (.757)
2002-03	Darshan Luckey	.157-202 (.777)
2003-04	Darshan Luckey	.135-171 (.789)
2004-05	Darshan Luckey	.139-168 (.827)
2005-06	Rahsaan Benton	.59-67 (.881)
2006-07	Cale Nelson	.63-73 (.863)
2007-08	Devin Sweetney	.83-107 (.776)
2008-09	Mislav Jukic	.72-96 (.750)
2009-10	Devin Sweetney	.155-187 (.829)
2010-11	Umar Shannon	.114-142 (.803)
2011-12	Anthony Ervin	.63-80 (.788)
2012-13	Umar Shannon	.69-90 (.767)
2013-14	Malik Harmon	.76-110 (.691)
2014-15	Earl Brown	.115-169 (.680)
2015-16	Ben Millaud-Meunier	.81-89 (.910)
2016-17	Keith Braxton	.91-119 (.765)
2017-18	Jamaal King	.120-147 (.816)

3FG MADE

1986-87	Bob Gullickson	.71
1987-88	Harkeem Dixon	.55
1988-89	John Hilvert	.93
1989-90	Mike Iuzzolino	.79
1990-91	Mike Iuzzolino	103
1991-92	Harkeem Dixon	.71
1992-93	Jason Roberts	.42
1993-94	Jason Roberts	.43
1994-95	Rob Wooster	.82
1995-96	Rob Wooster	.64
1996-97	Sotiris Aggelou	.68
1997-98	Sotiris Aggelou	.50
1998-99	Rob Krimmel	.48
1999-00	Rob Krimmel	.60
2000-01	Pete Fox	.53
2001-02	Dan Swoger	.44
2002-03	Dan Swoger	.57
2003-04	Erick Wills	.51
2004-05	Rahsaan Benton	.57
2005-06	Rahsaan Benton	.70
2006-07	Marquis Ford	.51
2007-08	Cale Nelson	.57
2008-09	Cale Nelson	.45
2009-10	Cedric Latimer	.44
2010-11	Umar Shannon	.68
2011-12	Ollie Jackson	.39
2012-13	Dominique Major	.49
2013-14	Ben Millaud-Meunier	.56
2014-15	Ollie Jackson	.51
2015-16	Ben Millaud-Meunier	.80
2016-17	Georgios Angelou	.68
2017-18	Andre Wolford	.97

3FG PERCENTAGE (MIN. 1.5/GAME)

1986-87	Bob Gullickson	.71-188 (.378)
1987-88	Harkeem Dixon	.55-146 (.377)
1988-89	John Hilvert	.93-203 (.458)
1989-90	Mike Iuzzolino	.79-153 (.516)
1990-91	Mike Iuzzolino	103-195 (.528)
1991-92	Harkeem Dixon	.71-194 (.366)
1992-93	Deon George	.35-82 (.427)
1993-94	Jason Roberts	.43-103 (.418)
1994-95	Rob Wooster	.82-174 (.471)
1995-96	Rob Wooster	.64-147 (.435)
1996-97	Terrence Martin	.47-107 (.439)
1997-98	Sotiris Aggelou	.50-132 (.379)
1998-99	Rob Krimmel	.48-120 (.400)
1999-00	Rob Krimmel	.60-138 (.435)
2000-01	Pete Fox	.53-121 (.438)
2001-02	Dan Swoger	.44-133 (.331)
2002-03	Dan Swoger	.57-116 (.491)
2003-04	Erick Wills	.51-130 (.392)
2004-05	Garrett Farha	.35-75 (.467)
2005-06	Rahsaan Benton	.70-200 (.350)
2006-07	Marquis Ford	.51-100 (.510)
2007-08	Grant Surprenant	.35-67 (.522)
2008-09	Grant Surprenant	.38-100 (.380)
2009-10	Umar Shannon	.28-67 (.418)
2010-11	Chris Johnson	.21-50 (.420)
2011-12	Anthony Ervin	.38-101 (.376)
2012-13	Ben Millaud-Meunier	.40-84 (.476)
2013-14	Dom Major	.55-148 (.372)
2014-15	Ollie Jackson	.51-131 (.389)
2015-16	Georgios Angelou	.27-57 (.474)
2016-17	Isaiah Blackmon	.61-122 (.500)
2017-18	Andre Wolford	.97-196 (.495)

3FG ATTEMPTED

1986-87	Bob Gullickson	188
1987-88	Harkeem Dixon	146
1988-89	John Hilvert	203
1989-90	Mike Iuzzolino	153
1990-91	Mike Iuzzolino	195
1991-92	Harkeem Dixon	194
1992-93	Jason Roberts	116
1993-94	Jason Roberts	103
1994-95	Rob Wooster	174
1995-96	Rob Wooster	147
1996-97	Sotiris Aggelou	197
1997-98	Sotiris Aggelou	132
1998-99	Rob Krimmel	120
1999-00	Jamal Ragland	140
2000-01	Jamal Ragland	155
2001-02	Dan Swoger	133
2002-03	Darshan Luckey	164
2003-04	Erick Wills	130
2004-05	Rahsaan Benton	156
2005-06	Rahsaan Benton	200
2006-07	Cale Nelson	141
2007-08	Cale Nelson	175
2008-09	Cale Nelson	140
2009-10	Cedric Latimer	111
2010-11	Umar Shannon	179
2011-12	Ollie Jackson	118
2012-13	Ollie Jackson	135
2013-14	Ben Millaud-Meunier	161
2014-15	Ollie Jackson/Malik Harmon	131
2015-16	Ben Millaud-Meunier	199
2016-17	Georgios Angelou	176
2017-18	Andre Wolford	196

DeGOL ARENA RECORDS



YEAR-BY-YEAR RESULTS

YEAR	W-L	PCT.	NEC	PCT.
1972-73	4-7	.363		
1973-74	11-1	.917		
1974-75	9-3	.750		
1975-76	9-5	.642		
1976-77	11-2	.846		
1977-78	9-3	.750		
1978-79	9-3	.750		
1979-80	9-3	.750		
1980-81	10-2	.833	2-4	.334
1981-82	5-9	.357	2-4	.334
1982-83	10-3	.769	5-1	.833
1983-84	9-4	.682	6-2	.750
1984-85	7-5	.583	4-3	.571
1985-86	8-5	.615	6-2	.750
1986-87	7-6	.538	4-4	.500
1987-88	5-9	.357	2-6	.250
1988-89	10-3	.769	6-2	.750
1989-90	11-2	.850	7-1	.875
1990-91	15-1	.938	8-0	1.000
1991-92	10-5	.667	4-4	.500
1992-93	5-8	.385	4-5	.444
1993-94	9-4	.692	4-3	.571
1994-95	7-7	.500	4-5	.444
1995-96	7-4	.636	4-3	.571
1996-97	7-4	.636	5-4	.556
1997-98	10-5	.667	5-3	.625
1998-99	8-4	.667	6-4	.600
1999-00	7-6	.538	5-4	.556
2000-01	5-7	.417	5-5	.500
2001-02	4-9	.308	3-7	.300
2002-03	9-4	.692	6-3	.667
2003-04	10-1	.909	8-1	.889
2004-05	11-2	.846	8-1	.889
2005-06	3-9	.250	1-8	.111
2006-07	6-9	.400	3-6	.333
2007-08	3-12	.200	2-7	.278
2008-09	4-8	.333	3-7	.300
2009-10	9-5	.643	7-2	.778
2010-11	7-5	.583	5-4	.556
2011-12	5-8	.385	4-5	.444
2012-13	3-10	.231	3-6	.333
2013-14	4-8	.333	4-4	.500
2014-15	10-3	.769	7-2	.778
2015-16	8-6	.571	5-4	.556
2016-17	8-6	.571	5-4	.556
2017-18	11-3	.786	7-2	.778
2018-19	1-0	1.000	0-0	-
TOTALS	359-238	.601	181-142	.560

TEAM RECORDS

Most Points Scored

119	vs. Chatham (119-59)	2016-17
113	vs. Bethany (113-77)	2017-18
113	vs. Siena (113-99)	1974-75
111	vs. LIU Brooklyn (111-99)	1989-90
108	vs. Roanoke (108-88)	1974-75
104	vs. LIU Brooklyn (104-70)	1986-87
103	vs. Westminster (103-72)	2015-16
103	vs. LIU Brooklyn (103-79)	1993-94
102	vs. Keystone (102-69)	2014-15
102	vs. LIU Brooklyn (102-91)	1991-92
102	vs. Marist (102-94)	1991-92
101	vs. Duquesne (101-107)	1974-75
100	vs. American (100-89)	2017-18
100	vs. Bryant (100-78)	2016-17
100	vs. St. Francis (N.Y.) (100-94)	1978-79

Fewest Points Scored

43	vs. American (L, 75-43)	2013-14
43	vs. Monmouth (L, 60-43)	2001-02

Most Points by an Opponent

108	vs. Pittsburgh (69-108)	1986-87
107	vs. Duquesne (101-107)	1974-75
107	vs. Canisius (71-107)	1972-73
107	vs. Creighton (93-107)	1972-73

Fewest Points by an Opponent

38	vs. Steubenville (44-38)	1972-73
----	--------------------------	---------

Most Total Points

212	vs. Siena (SFU 113, Siena 99)	1972-73
-----	-------------------------------	---------

Three-Point Field Goals Made

19	vs. Chatham (119-59)	2017-18
19	vs. LIU Brooklyn (75-81)	1988-89

Longest Win Streak

11 games, Jan. 21 1951 - Feb. 23 1951

Longest Losing Streak

9 games, 1981-82

SFU in One-Point Games (22-15)

Last: SFU 72, Sacred Heart 71 .Jan. 28, 2018

Largest Margin of Victory

60	vs. Chatham (119-59)	2016-17
----	----------------------	---------

INDIVIDUAL RECORDS [SFU ONLY]

Most Points

42	Jack Phelan vs. Duquesne	Jan. 14, 1977
----	--------------------------	---------------

Most Field Goals

20	Jack Phelan vs. Duquesne	Jan. 14, 1977
----	--------------------------	---------------

Most Assists


19	Pat McGeary vs. Siena	Feb. 4, 1975
----	-----------------------	--------------

Most Rebounds

25	Earl Brown vs. CCSU	Jan. 3, 2013
----	---------------------	--------------

Three-Point Field Goals

9	Andre Wolford vs. Lehigh	Dec. 21, 2017
9	John Hilvert vs. Monmouth	Feb. 16, 1989



JACK PHELAN holds the Saint Francis record with 42 points at DeGol Arena. Phelan was picked in the sixth round of the 1977 NBA Draft by the Golden State Warriors.

vs. AP RANKED OPPONENTS

Date	H/A	AP Rank	Opponent	W/L	Score
Dec. 7, 1953	Away	5	Duquesne	L	83-58
Jan. 9, 1954	Home	2	Duquesne	L	94-64
March 9, 1954	NIT	3	Duquesne	L	69-63
Dec. 20, 1954	Away	9	Duquesne	L	71-58
Jan. 8, 1955	Home	2	Duquesne	W	82-72
March 17, 1955	NIT	10	Dayton	L	(ot) 79-73
Dec. 13, 1955	Away	6	Duquesne	L	63-48
Dec. 29, 1955	Neutral	12	George Washington	L	69-58
Feb. 4, 1956	Home	7	Temple	L	103-68
Feb. 11, 1956	Away	2	Dayton	L	76-41
Jan. 25, 1959	Away	13	St. Bonaventure	W	92-81
Feb. 11, 1965	Away	4	Providence	L	88-69
Feb. 5, 1966	Home	4	Providence	L	50-48
Jan. 25, 1968	Away	5	St. Bonaventure	L	74-58
Dec. 7, 1968	Home	11	St. Bonaventure	L	91-77
Dec. 9, 1968	Away	17	Western Kentucky	L	70-68
Jan. 15, 1969	Neutral	12	Duquesne	L	79-55
Jan. 28, 1969	Home	9	La Salle	L	107-95
Feb. 26, 1969	Away	10	Duquesne	L	72-63
Dec. 26, 1969	Neutral	6	Tennessee	L	82-59
Dec. 12, 1970	Away	16	Utah State	L	116-84
Feb. 21, 1972	Home	10	Marshall	L	95-80
Jan. 24, 1974	Away	1	Notre Dame	L	78-58
Dec. 13, 1975	Away	8	Notre Dame	L	103-73
Feb. 22, 1978	Away	16	Detroit Mercy	L	121-89
Nov. 24, 1978	Away	14	LSU	L	112-81
Dec. 27, 1978	Away	2	Notre Dame	L	96-43
Jan. 25, 1979	Away	11	Georgetown	L	74-62
Dec. 5, 1979	Away	11	Syracuse	L	93-60
Dec. 30, 1980	Away	10	LSU	L	91-65
Feb. 26, 1981	Away	6	Notre Dame	L	87-71
Dec. 3, 1982	Neutral	2	Georgetown	L	74-40
Dec. 3, 1983	Away	3	Georgetown	L	84-61
Dec. 8, 1984	Neutral	6	Louisville	L	76-63
Dec. 19, 1984	Away	14	North Carolina State	L	82-64
Dec. 3, 1986	Home	12	Pittsburgh	L	108-69
Dec. 2, 1987	Away	4	Pittsburgh	L	88-70
Nov. 30, 1988	Home	18	Villanova	L	70-60
Dec. 30, 1988	Away	3	Syracuse	L	105-63
Dec. 1, 1990	Home	13	Pittsburgh	L	91-85
March 14, 1991	NCAA	8	Arizona	L	93-80
Dec. 30, 1994	Away	13	Florida	L	87-72
Nov. 27, 1995	Away	24	Michigan	L	84-52
Dec. 18, 1995	Away	6	Georgetown	L	88-55
Dec. 19, 2001	Away	20	Wake Forest	L	89-60
Dec. 30, 2001	Away	24	Miami (Fla.)	L	71-48
Nov. 27, 2002	Away	5	Pittsburgh	L	69-46
Nov. 22, 2003	Away	22	Pittsburgh	L	90-69
Dec. 1, 2004	Away	13	Pittsburgh	L	65-41
Dec. 11, 2004	Away	21	George Washington	L	79-65
Nov. 30, 2005	Away	19	George Washington	L	85-68
Nov. 28, 2009	Away	17	Ohio State	L	110-47
Dec. 20, 2011	Away	15	Pittsburgh	L	71-47

Date	H/A	AP Rank	Opponent	W/L	Score
Nov. 25, 2014	Away	7	Texas	L	78-46
Nov. 13, 2015	Away	19	Notre Dame	L	87-56
Dec. 4, 2015	Away	2	Maryland	L	96-55
Nov. 11, 2017	Away	22	Saint Mary's	L	85-68
Nov. 24, 2017	Away	19	Louisville	L	84-72
Dec. 5, 2017	Away	1	Duke	L	124-67
Nov. 16, 2018	Away	20	UCLA	L	95-58
Nov. 19, 2018	Away	7	North Carolina	L	101-76

2-56 All-Time vs. AP Top 25

1-28 All-Time vs. AP Top 10

1-15 All-Time vs. AP Top 5

0-1 All-Time vs. AP No. 1



The Red Flash played three ranked opponents in 2017-18, including AP #1 Duke on Dec. 5. It was just its second meeting ever with the No. 1 team in the AP Poll.



POSTSEASON RESULTS

NEC TOURNAMENT

Year	Seed	Round	Opponent	W/L	Score	Location
1982			Did Not Qualify			
1983	2*	Quarterfinal	Baltimore	W	75-68	Loretto, Pa.
		Semifinal	Robert Morris	L	106-94	Moon Twp., Pa.
1984			Ineligible			
1985	5	Quarterfinal	Loyola (Md.)	L	84-71	Baltimore, Md.
1986	5	Quarterfinal	Wagner	L	100-83	Moon Twp., Pa.
1987	6	Quarterfinal	Loyola (Md.)	L	77-69	Baltimore, Md.
1988			Did Not Qualify			
1989	6	Quarterfinal	Monmouth	W	95-89	W. Long Branch, N.J.
		Semifinal	Fairleigh Dickinson	L	74-64	Moon Twp., Pa.
1990	4	Quarterfinal	Fairleigh Dickinson	L	65-62	Loretto, Pa.
1991	1	Semifinal	St. Francis Brooklyn	W	96-70	Loretto, Pa.
		Final	Fairleigh Dickinson	W	97-82	Loretto, Pa.
1992	8	Prelim	Mount. St. Mary's	W	85-79	Loretto, Pa.
		Quarterfinal	Robert Morris	L	83-66	Moon Twp., Pa.
1993	7	Prelim	Monmouth	L	91-80	Loretto, Pa.
1994	8	Prelim	LIU Brooklyn	W	103-79	Loretto, Pa.
		Quarterfinal	Rider	L	74-60	Lawrenceville, N.J.
1995	8	Prelim	St. Francis Brooklyn	W	95-76	Loretto, Pa.
		Quarterfinal	Rider	L	63-62	Lawrenceville, N.J.
1996	5	Quarterfinal	Rider	L	84-70	Lawrenceville, N.J.
1997	6	Quarterfinal	Monmouth	L	75-68	W. Long Branch, N.J.
1998	4	Quarterfinal	Mount St. Mary's	L	69-50	New Britain, Conn.
1999			Did Not Qualify			
2000	6	Quarterfinal	Robert Morris	L	72-52	Trenton, N.J.
2001			Did Not Qualify			
2002			Did Not Qualify			
2003	5	Quarterfinal	Quinnipiac	L	75-57	Staten Island, N.Y.
2004	5	Quarterfinal	Robert Morris	L	58-43	Staten Island, N.Y.
2005	5	Quarterfinal	LIU Brooklyn	L	76-67	Brooklyn, N.Y.
2006			Did Not Qualify			
2007			Did Not Qualify			
2008			Did Not Qualify			
2009			Did Not Qualify			
2010	6	Quarterfinal	Mount St. Mary's	L	65-50	Emmitsburg, Md.
2011	8	Quarterfinal	LIU Brooklyn	L	90-75	Brooklyn, N.Y.
2012			Did Not Qualify			
2013			Did Not Qualify			
2014	6	Quarterfinal	Bryant	W	55-54	Smithfield, R.I.
		Semifinal	Robert Morris	L	60-57	Moon Twp., Pa.
2015	5	Quarterfinal	Mount St. Mary's	W	73-58	Emmitsburg, Md.
		Semifinal	St. Francis Brooklyn	L	62-48	Brooklyn, N.Y.
2016	7	Quarterfinal	Fairleigh Dickinson	L	74-72	Teaneck, N.J.
2017	4	Quarterfinal	Bryant	W	100-78	Loretto, Pa.
		Semifinal	Wagner	W	71-70	Staten Island, N.Y.
		Final	Mount St. Mary's	L	71-61	Emmitsburg, Md.
2018	3	Quarterfinal	Fairleigh Dickinson	L	84-75	Loretto, Pa.

All-Time Record: 9-23 (home: 6-3; road: 3-14; neutral: 0-6)
 NEC Semifinals: 5 (1-4); 1983, 1989, 1991, 2014, 2015
 NEC Finals: 1 (1-0); 1991
 Championships: 1; 1991
 *1983: SFU was No. 2 seed in South Division

NCAA TOURNAMENT

Year	Seed	Round	Opponent	W/L	Score	Location
1991	15	First	Arizona	L	93-80	Salt Lake City, Utah

All-Time Record: 0-1 (neutral: 0-1)

NATIONAL INVITATION TOURNAMENT (NIT)

Year	Seed	Round	Opponent	W/L	Score	Location
1954	---	First	BYU	W	81-68	New York, N.Y.
		Quarterfinal	Duquesne	L	69-63	New York, N.Y.
1955	---	First	Seton Hall	W	89-78	New York, N.Y.
		Quarterfinal	Holy Cross	W	68-64	New York, N.Y.
		Semifinal	Dayton	L (ot)	79-73	New York, N.Y.
		Third Place	Cincinnati	L (ot)	96-91	New York, N.Y.
1958	---	First	Fordham	L	83-59	New York, N.Y.

All-Time Record: 3-4 (neutral: 3-4)
 NIT Semifinals: 1 (0-1); 1955

COLLEGEINSIDER.COM POSTSEASON TOURNAMENT (CIT)

Year	Seed	Round	Opponent	W/L	Score	Location
2015	---	First	Bowling Green	L	67-64	Loretto, Pa.
2017	---	First	Jacksonville	W	78-76	Jacksonville, Fla.
2017	---	Second	UMBC	L	92-82	Catonsville, Md.
2018		First	UIC	L	84-61	Chicago, Ill.

All-Time Record: 1-3 (home: 0-1)

NATIONAL CATHOLIC INVITATIONAL TOURNAMENT (NCIT)

Year	Seed	Round	Opponent	W/L	Score	Location
1949	---	First	Regis	L	66-49	Denver, Colo.
1950	---	First	Loras	L	59-58	Albany, N.Y.
1951	---	First	Mount St. Mary's	L	84-74	Albany, N.Y.
1952	---	First	Loyola (Md.)	W	66-52	Troy, N.Y.
		Quarterfinal	Saint Joseph's	W	65-56	Troy, N.Y.
		Semifinal	Siena	W	54-51	Troy, N.Y.
		Final	Marquette	L	76-64	Troy, N.Y.

All-Time Record: 3-4 (neutral: 3-4)
 NCIT Semifinals: 1 (1-0); 1952
 NCIT Finals: 1 (0-1); 1952