



# VIRGINIA TECH

## 2023-24 MEN'S BASKETBALL



13 NCAA APPEARANCES / 14 NIT APPEARANCES (2 CHAMPIONSHIPS) /  
19 ALL-ACC SELECTIONS / 10 ALL-AMERICANS / 20 NBA DRAFT PICKS

GAME 22

### THE MATCHUP

#### VIRGINIA TECH HOKIES

13-8, 5-5 ACC

**Head Coach:** Mike Young (Emory & Henry, 1986)  
**Record at Virginia Tech:** 86-59 (5th Season)  
**Career Record:** 385-303 (22nd Season)  
**vs. Miami:** 3-8 (3-6 at VT)

AT

#### MIAMI HURRICANES

14-7, 5-5 ACC

**Head Coach:** Jim Larrañaga (Providence, 1971)  
**Record at Miami:** 269-156 (13th Season)  
**Career Record:** 739-490 (40th Season)  
**vs. Virginia Tech:** 18-10 (18-10 at UM)

GAME 22 | VIRGINIA TECH at MIAMI - FEB. 3, 2024 | 12PM | ESPN | CORAL GABLES, FLA. | WATSCO CENTER (7,972)

### BROADCAST INFORMATION

#### TV | ESPN

Dave O'Brien, PxP  
Cory Alexander, Analyst

#### RADIO | VT Sports Network

Zach Mackey, PxP  
Mike Burnop, Analyst

#### VIDEO STREAM

ESPN.com and ESPN app

#### LIVE STATS

stats.hokiesports.com



@CanesHoops



@HokiesMBB

### PROJECTED STARTERS

Virginia Tech	Ht.	Wt.	Yr.	Hometown	PPG	RPG	Other
G 3 Sean Pedulla	6-1	195	Jr.	Edmond, Okla.	15.5	4.1	4th in ACC with 4.5 apg
G 0 Hunter Cattoor	6-3	200	Gr.	Orlando, Fla.	13.8	2.9	301 career 3FG (VT record)
G 2 MJ Collins	6-4	195	So.	Clover, S.C.	6.3	2.4	43 assists (2nd-most on team)
F 31 Robbie Beran	6-9	215	Gr.	Richmond, Va.	6.0	3.6	43.2 3FG% in last 12 games (16-37)
F 15 Lynn Kidd	6-10	235	Sr.	Gainesville, Fla.	13.9	6.4	4 dbl-dbls on the season



### KEY STORYLINES

#### THE SERIES

- Tech will be looking to snap its three-game losing skid in the Miami series when the Hokies make the trek to Coral Gables, Saturday.
- Miami won this season's first meeting, 75-71, on Jan. 13 in Blacksburg. However, Hunter Cattoor did not play in that game due to a head injury.
- The Hokies trail the all-time series, 28-20. The first game of the series was played on Jan. 10, 2001 in Blacksburg.
- The previous seven games have been decided by a combined 29 points.
- Tech is 7-13 all-time against Miami in Coral Gables, including last season's 92-83 high-scoring affair that went the Hurricanes' way.

- The Hokies' last win in the series came at the Watsco Center on Feb. 26, 2022, 71-70.

#### CLOSE CALLS WITH MIAMI

- Tech and Miami have had some absolute down-to-the-wire games, recently.
- In fact, five of the last seven meetings have all been decided by four points or less.
- The last eight have been decided by nine points or less.

#### DULLA DOMINATION

- Tech point guard Sean Pedulla dialed up career highs in points (33) and rebounds (10) against

Miami in this season's first meeting. It was his second career double-double.

- Pedulla is only the second Tech guard to have a 30-point, 10-rebound game since 2004, joining A.D. Vassallo, who did so against Duquesne in the 2009 NIT.
- In the 75-71 defeat, Pedulla went 13 for 23 from the floor, including a 5 for 13 clip from long range.
- Below is a breakdown of Pedulla's stats in five career games vs. Miami.

Pedulla vs. UM	#
PPG	18.2
FG	33-66 (.500)
3FG	12-36 (.333)
FT	13-14 (.929)
APG	2.8

### 2023-24 SCHEDULE

RECORD	13-8
ACC	5-5
NON-CONFERENCE	8-3
HOME	10-2
AWAY	1-4
NEUTRAL	2-2

Date	Opponent	TV	Time/Result
11/6	Coppin State	ACCNX	W, 100-55
11/10	South Carolina <sup>1</sup>	ACCN	L, 77-79
11/15	Campbell	ACCNX	W, 60-44
11/19	Wofford	ACCNX	W, 98-76
11/23	Boise State <sup>2</sup>	ESPNU	W, 82-75
11/24	Iowa State <sup>2</sup>	ESPN2	W, 71-62
11/26	#19 Florida Atlantic <sup>2</sup>	ESPN	L, 50-84
11/29	at Auburn <sup>3</sup>	ESPN2	L, 57-74

12/3	Louisville <sup>*</sup>	ACCN	W, 75-68
12/9	Valparaiso	CW	W, 71-50
12/16	Vermont	ACCN	W, 73-51
12/21	American	ACCNX	W, 77-55
12/30	at Wake Forest <sup>*</sup>	ESPN2	L, 63-86

1/6	at Florida State <sup>*</sup>	ACCN	L, 74-77
1/10	#21 Clemson <sup>*</sup>	ESPN2	W, 87-72
1/13	Miami <sup>*</sup>	ACCN	L, 71-75
1/17	at Virginia <sup>*</sup>	ESPNU	L, 57-65
1/20	at NC State <sup>*</sup>	CW	W, 84-78
1/23	Boston College <sup>*</sup>	ACCN	W, 76-71
1/27	Georgia Tech <sup>*</sup>	ACCN	W, 91-67
1/29	#7 Duke <sup>*</sup>	ESPN	L, 67-77

2/3	at Miami <sup>*</sup>	ESPN	12 PM
2/10	at Notre Dame <sup>*</sup>	CW	5:30 PM
2/13	Florida State <sup>*</sup>	-	9 PM
2/17	at North Carolina <sup>*</sup>	ACCN	2 PM
2/19	Virginia <sup>*</sup>	ESPN	7 PM
2/24	at Pitt <sup>*</sup>	CW	5:30 PM
2/27	at Syracuse <sup>*</sup>	-	7 PM

3/2	Wake Forest <sup>*</sup>	CW	5:30 PM
3/5	at Louisville <sup>*</sup>	-	7 PM
3/9	Notre Dame <sup>*</sup>	ESPNEWS	2 PM
3/12-16	ACC Tournament <sup>4</sup>	ESPN	-

All Times Eastern

\* - ACC Game

1 - Hall of Fame Series Charlotte (Charlotte, N.C.)

2 - ESPN Events Invitational (Orlando, Fla.)

3 - ACC/SEC Challenge (Auburn, Ala.)

4 - New York Life ACC Tournament (Washington, D.C.)



### CONTACT INFO

**Brian Cox** | Phone: (540) 250-0624  
Email: bcox90@vt.edu  
Associate AD, Creative Communications

**Will Copeland** | Phone: (757) 814-0930  
Email: cwil199@vt.edu  
Associate Director, Creative Communications

## QUICK FACTS

### THE BASICS

University Name: Virginia Tech  
 Location: Blacksburg, Va.  
 Founded: 1872  
 Enrollment: 37,000  
 President: Dr. Tim Sands  
 Director of Athletics: Whit Babcock  
 Nickname: Hokies  
 Mascot: HokieBird  
 Colors: Chicago Maroon and Burnt Orange  
 Affiliation: NCAA Division I  
 Conference: Atlantic Coast (18th Season)

### FACILITY FACTS

CASSELL COLISEUM  
 Capacity: 8,925  
 Record in Arena: 658-214 (.755)  
 First Game: VT vs. Alabama (Jan. 3, 1962)  
 Largest Crowd: 11,500 (vs. Purdue, Dec. 3, 1966)

### TEAM INFORMATION

2022-23 Record: 19-15  
 Home/Away/Neutral: 13-4/2-10/4-1  
 Conference Record: 8-12  
 Home/Away: 6-4/2-8  
 Conference Finish: 11th  
 Conference Tournament: Second Round  
 Starters Returning/Lost: 2/3  
 Letterwinners Returning/Lost: 5/3  
 Newcomers: 7

Total seasons: 116  
 First season: 1908-09  
 All-Time Record: 1,550-1,280  
 All-Time ACC Record: 151-186  
 All-Time ACC Tournament Record: 15-18  
 ACC Championship Game Appearances (Titles): 1 (1 - 2022)  
 NCAA Tournament Appearances (Last): 13 (2022)  
 All-Time NCAA Record: 8-13



## MEDIA INFORMATION

### CREDENTIALS

Outlets interested in obtaining credentials to cover Virginia Tech basketball home games must apply for credentials via: [media.hokiesports.com/credentials](http://media.hokiesports.com/credentials).

You may also email: [bcox90@vt.edu](mailto:bcox90@vt.edu).

All credentials for Virginia Tech home games this season will be issued on a single-game basis, and media seating is extremely limited.

### INTERVIEW POLICY

During ACC play, Mike Young conducts weekly media press conferences, via Zoom. To request the Zoom link for a particular week, please email Brian Cox ([bcox90@vt.edu](mailto:bcox90@vt.edu)).

**Gamedays:** Coach Mike Young and select players will be available to the media following a 10-minute cooling off period after the game. For home games, interviews of Coach Young and players will be conducted in-person in the Cassell Coliseum media center.

**Non-Gamedays:** All coach and player interview requests need to be arranged through the Virginia Tech Creative Communications Office - contact Brian Cox (c. 540-250-0624; e. [bcox90@vt.edu](mailto:bcox90@vt.edu)). Players and coaches should not be contacted directly under any circumstances.



## 2023-24 VIRGINIA TECH NUMERICAL ROSTER

No.	Name	Cl.	Pos.	Ht.	Wt.	Hometown	Previous School
0	Hunter Cattoor	Gr.	G	6-3	200	Orlando, Fla.	Bishop Moore
2	MJ Collins	So.	G	6-4	195	Clover, S.C.	Combine Academy
3	Sean Pedulla	Jr.	G	6-1	195	Edmond, Okla.	Edmond Memorial
4	Mekhi Long	Gr.	F	6-7	200	Bryans Road, Md.	Old Dominion
5	Patrick Wessler	r-Fr.	C	7-0	255	Matthews, N.C.	Combine Academy
10	Brandon Rechsteiner	Fr.	G	6-1	185	Acworth, Ga.	Etowah
11	John Camden	r-So.	F	6-8	220	Downingtown, Pa.	Memphis
13	Jaydon Young	Fr.	G	6-4	205	Goldsboro, N.C.	Greensboro Day School
15	Lynn Kidd	Sr.	C	6-10	235	Gainesville, Fla.	Clemson
23	Tyler Nickel	So.	G/F	6-7	220	Harrisonburg, Va.	North Carolina
31	Robbie Beran	Gr.	F	6-9	215	Richmond, Va.	Northwestern
33	Michael Ward	So.	G	6-2	175	Bethesda, Md.	Walt Whitman
34	Mylyjael Poteat	Sr.	F	6-9	265	Reidsville, N.C.	Rice
55	Conner Venable	Fr.	G	6-3	190	Washington, D.C.	The Heights School

## COACHING & SUPPORT STAFF

**Head Coach:** Mike Young (Emory & Henry, 1986)  
**Record at VT:** 86-59 (5th Year)  
**Overall Record:** 385-303 (22nd Year)  
**Assistant Coach:** J.D. Byers (1st Year)  
**Assistant Coach:** Kevin Giltner (5th Year)  
**Assistant Coach:** Christian Webster (8th Year)  
**Chief of Staff:** Stephanie Ballein (5th Year)  
**Special Assistant for Recruiting:** Matt Olinger (5th Year)  
**Director of Player Personnel:** Ryan Nadeau (6th Year)  
**Special Assistant to the Head Coach:** Ace Custis (5th Year)  
**Strength & Conditioning:** David Jackson (16th Year)  
**Athletic Trainer:** Hisham Ziyout (5th Year)

## PRONUNCIATION GUIDE

Hunter Cattoor	cuh-TOUR
Sean Pedulla	puh-DOOL-uh
Patrick Wessler	WES-lerr
Brandon Rechsteiner	WRECK-stein-er
Robbie Beran	BARE-in
Mylyjael Poteat	Muh-LIE-juhl POH-teet

## ROSTER BY CLASS

Freshmen (4)	Sophomores (4)	Juniors (1)	Seniors (5)
Brandon Rechsteiner	John Camden*	Sean Pedulla	Robbie Beran^
Jaydon Young	MJ Collins		Hunter Cattoor^
Conner Venable	Tyler Nickel		Lynn Kidd
Patrick Wessler*	Michael Ward		Mekhi Long^
			Mylyjael Poteat

\* = Redshirt  
 ^ = Graduate Student

## SOCIAL



## BY THE NUMBERS

# 2

Sean Pedulla is **two points** away from joining the **1,000-point club** at Virginia Tech. The junior point guard would become the **52nd Hokie** to reach the mark in program history.

# 1

Through **10 ACC games**, Virginia Tech has the **best FG%** in the league at **48.3%** (263-545).

# 301

Hunter Cattoor now has **301 career threes made**. Against Duke, he became the **13th ACC player** to eclipse the mark, and only the second active player, joining Clemson's Joe Girard III.

## NOTEWORTHY

### RESUME BUILDING

- Tech, ranked No. 50 in the NET, has the second of two Quad 1 opportunities on deck this weekend in Coral Gables.
- Below is an updated look at the Hokies' resume according to the NET.

Quad	Record
1	2-6
2	2-2
3	3-0
4	6-0

### GRANDPA HUNT

- Hunter Cattoor played in his 137th career game last Tuesday vs. Boston College, setting a new program record. He passed Malcolm Delaney at 136 games played.
- "It's pretty cool, especially the whole kind of journey that I've had," Cattoor said. "And I wasn't supposed to be here. Early in my senior year, I thought I was going to be playing in the SoCon (originally committed to Wofford), so to have the most games at an ACC school is pretty cool and I feel super blessed."

### ALL GAS, NO BRAKES FOR PEDULLA

- Sean Pedulla ranks fifth among ACC players in conference-only scoring.
- He averages 17.2 points per game in ACC play.

Player	School	PPG
RJ Davis	North Carolina	21.9
PJ Hall	Clemson	19.3
Norchad Omier	Miami	18.1
Hunter Sallis	Wake Forest	17.9
<b>Sean Pedulla</b>	<b>Virginia Tech</b>	<b>17.2</b>

- Mike Young joked that Pedulla is "all gas, there's not a brake on that boy."
- Sean Pedulla dialed up back-to-back 30-balls three weeks ago vs. then-No. 21 Clemson and Miami, earning him ACC player of the week honors.
- He joined former teammate Grant Basile as the only two Tech men's basketball players since 2004 to have back-to-back games of at least 30 points.
- Pedulla's 13 made field goals against the Hurricanes tied Basile for the Virginia Tech single-game record for a player in an ACC game.
- The Edmond, Okla., native is averaging 37.3% from three in ACC games (25-67).

### PERFECT FROM THE LINE

- The Hokies went 16 for 16 from the free-throw line against Boston College. It was the first time since Nov. 13, 2022 Tech did not miss a free throw with double-digit attempts.
- The last time Tech hit at least 16 free throws without a miss was March 4, 2009 against No. 1 North Carolina in the ACC tournament in Atlanta, Ga. (17-17).
- VT leads the ACC and ranks second nationally in free-throw percentage at 80.1.

Rank	School	FT%
1	Villanova	.821
<b>2</b>	<b>Virginia Tech</b>	<b>.801</b>
3	Wake Forest	.799
4	Princeton	.793
5	Colorado	.787

### DIALING IT UP FROM DEEP

- Tech hit 12 3-pointers against Georgia Tech on Jan. 27, marking the 10th time this season it has reached double-digit threes.
- The Hokies are 7-3 this season when knocking down at least 10 triples in a game.

Opponent	3FG/A	Score
Coppin State	13/31	W, 100-55
Wofford	10/20	W, 98-76
vs. Iowa State	11/28	W, 71-62
Valparaiso	10/27	W, 71-50
Vermont	10/29	W, 73-51
at Florida State	11/23	L, 74-77
Clemson	13/24	W, 87-72
Miami	10/33	L, 71-75
at Virginia	11/30	L, 57-65
Georgia Tech	12/27	W, 91-67

- Under Mike Young, Tech is 42-11 when hitting double-digit threes in a game. Five of those losses came in Young's first season at VT.

### WE DON'T TURN THE BALL OVER HERE

- If one attends a VT men's basketball practice, you are almost guaranteed to hear head coach Mike Young say at some point: "We don't turn the ball over here."
- Over the last six seasons, only one Mike Young team has ranked outside the top 65 in the nation for turnovers per game - this one.

Season	Turnovers Per Game	Rank
<b>2023-24</b>	<b>11.9</b>	<b>161</b>
2022-23	9.9	12
2021-22	10.9	37
2020-21	11.6	63

2019-20	9.9	4
2018-19	10.9	30

- Tech is averaging 13.6 turnovers in its eight losses this season.

### NOT KIDDING AROUND

- Lynn Kidd is one of the breakout stories in the ACC early on. From a player who only saw action in seven games his freshman season at Clemson\*, to averaging 13.9 points and 6.4 rebounds per game as a senior at Virginia Tech, Mike Young and his staff have developed a force to be reckoned with down low.

Season	PPG	RPG	MPG	FG%
2020-21*	1.1	1.0	4.7	.333
2021-22	0.7	1.1	2.5	.375
2022-23	5.0	3.4	12.7	.664
2023-24	13.9	6.4	23.9	.657

- Entering this weekend, here's where Kidd ranks among ACC players in a few statistical categories.

Stat	#	Rank
Rebounding	6.4	14th
FG%	.657	1st
FT%	.886	4th
Double-Doubles	4	10th

### HISTORY MADE IN HIS HOMETOWN

- Hunter Cattoor surpassed A.D. Vassallo for the most 3-pointers made in a career in program history against Boise State on Nov. 23. The record came in Cattoor's hometown of Orlando and was achieved in nine fewer games than Vassallo.

Seasons	Name	GP	3FG
<b>2019-pr.</b>	<b>Hunter Cattoor</b>	<b>139</b>	<b>301</b>
2005-09	A.D. Vassallo	133	267
2007-11	Malcolm Delaney	136	264
1986-89	Wally Lancaster	82	257
2014-18	Justin Bibbs	128	254

### HUNT IN HIS BAG OFF THE COURT, TOO

- This past June, Hunter Cattoor and longtime girlfriend Chloe Brooks got engaged.
- His IG caption read: "Added another ring to our collection." Cattoor won the 2022 ACC title, while Brooks, a guard for VT women's basketball, won the 2023 ACC championship en route to the program's first-ever Final Four.
- Chloe Brooks is the second of Tech women's basketball head coach Kenny Brooks' three daughters.

## YOUNG MOVING UP THE RANKS

- Mike Young is in his fifth season in Blacksburg and ranks eighth in all-time wins at VT.

Name	Seasons	Record
Charles Moir	11 (1976-87)	213-119 (.642)
Seth Greenberg	9 (2003-12)	170-123 (.580)
Chuck Noe	7 (1955-62)	109-51 (.681)
Howie Shannon	7 (1964-71)	104-68 (.605)
Bill Foster	6 (1991-97)	101-78 (.564)
Buzz Williams	5 (2014-19)	100-69 (.592)
Don DeVoe	5 (1971-76)	88-45 (.662)
<b>Mike Young</b>	<b>5 (2019-pr.)</b>	<b>86-59 (.593)</b>

## NON-CON NO JOKE

- According to the KenPom rankings, Tech played the second-toughest nonconference schedule since the service began keeping the metric.

Season	Nonconference Schedule Ranking
2006-07	135
<b>2023-24</b>	<b>141</b>
2007-08	150
2011-12	152
2010-11	158
2021-22	174

## FUN TO PLAY WITH

- Tech freshman point guard Brandon Rechsteiner dished out 11 assists against American, becoming the first Hokie with an 11-assist game since Justyn Mutts on Feb. 12, 2022 vs. Syracuse.
- He's Tech's first true freshman to rack up that many assists in a single game since Devin Wilson on Nov. 26, 2013.
- Rechsteiner is one of seven freshmen in the country to post at least 11 assists in a single game this season.

Player	School	Assists
Brock Harding	Iowa	12
<b>Brandon Rechsteiner</b>	<b>Virginia Tech</b>	<b>11</b>
Nait George	Georgia Tech	11
Bailey Nunn	Sacramento State	11
Alex Odam	Jacksonville State	11
K'Jei Parker	Florida A&M	11
Reed Sheppard	Kentucky	11

## SEVEN STRAIGHT TRIPS TO THE POSTSEASON

- With the Hokies' selection into the 2023 NIT, they have now been selected for a postseason tournament in seven consecutive seasons.

Year	Postseason Tournament	Head Coach
2023	NIT	Mike Young
2022	NCAA	Mike Young
2021	NCAA	Mike Young
2019	NCAA	Buzz Williams
2018	NCAA	Buzz Williams
2017	NCAA	Buzz Williams
2016	NIT	Buzz Williams

- A pretty remarkable turnaround for a program that prior to 2017 had only gone to the NCAA Tournament once (2007) in 20 years. Tech has been to the Big Dance a total of 13 times in program history and 14 times to the NIT.

## SHENANDOAH VALLEY STAND UP!

- Tyler Nickel hails from Harrisonburg, Va., in the Shenandoah Valley, the home region of two other Commonwealth basketball greats in Dell Curry and Ralph Sampson. Curry went on to play at Virginia Tech, finishing as the program's No. 2 all-time leading scorer with 2,385 career points and was drafted by the Utah Jazz in 1986. Sampson was a three-time national player of the year at Virginia, before being drafted as the No. 1 overall pick in the 1983 NBA Draft.
- However, it is Nickel who is the Virginia High School League's all-time leading scorer with 2,909 career points, passing the likes of Mac McClung, J.J. Redick, Moses Malone, Alonzo Mourning, Grant Hill and Allen Iverson on the way to the top.



## ACC ACTIVE CAREER 3FG LEADERS

NAME (SCHOOL)	3FG	GP
1. Joe Girard III (Clemson)	353	145
2. Darin Green, Jr. (Florida State)	349	134
3. DJ Horne (NC State)	310	141
<b>4. Hunter Cattoor (Virginia Tech)</b>	<b>301</b>	<b>139</b>
5. Nijel Pack (Miami)	283	107
6. Blake Hinson (Pitt)	258	117
7. Cormac Ryan (North Carolina)	245	136
8. RJ Davis (North Carolina)	224	122
9. Damari Monsanto (Wake Forest)	180	72
10. Casey Morsell (NC State)	163	138

## ACC ACTIVE CAREER 3FG% LEADERS

NAME (SCHOOL)	3FG-3FGA	3FG%
1. Isaac McKneely (Virginia)	103-238	43.3
2. Alex Hemenway (Clemson)	124-289	42.9
<b>3. Hunter Cattoor (Virginia Tech)</b>	<b>301-716</b>	<b>42.0</b>
4. Nijel Pack (Miami)	283-686	41.3
5. Jake Heidbreder (Clemson)	119-304	39.1
6. Damari Monsanto (Wake Forest)	180-462	39.0
Jaeden Zackery (Boston College)	97-249	39.0
8. Wooga Poplar (Miami)	91-235	38.7
9. DJ Horne (NC State)	310-804	38.6
10. Darin Green (Florida State)	349-912	38.3

## VT CAREER GAMES PLAYED

NAME (YEARS)	GP
<b>1. Hunter Cattoor (2019-pr.)</b>	<b>139</b>
2. Malcolm Delaney (2007-11)	136
3. Dorezo Hudson (2007-12)	135
4. Ahmed Hill (2014-19)	134
Jeff Allen (2007-11)	134
6. Terrell Bell (2007-11)	133
A.D. Vassallo (2005-09)	133
8. Devin Wilson (2013-18)	129
Erick Green (2009-13)	129
10. Justin Bibbs (2014-18)	128
Bobby Beecher (1982-86)	128

## VT CAREER 3FG%

NAME (YEARS)	3FG-3FGA	3FG%
1. Ty Outlaw (2015-19)	136-291	46.7
2. Justin Bibbs (2014-18)	254-599	42.4
<b>3. Hunter Cattoor (2019-pr.)</b>	<b>301-716</b>	<b>42.0</b>
4. Eddie Lucas (1997-99)	121-294	41.2
5. Jalen Cone (2019-21)	101-246	41.1

## TEAM COMPARISON

VT	Stat	MIAMI
74.3	Points Per Game	80.8
68.6	Opponents Points Per Game	72.1
+5.7	Scoring Margin	+8.6
33.0	Rebounds Per Game	37.6
+1.7	Rebounding Margin	+3.3
.466	FG Percentage	.482
.439	FG Percentage Defense	.423
.362	3FG Percentage	.379
.331	3FG Percentage Defense	.299
8.3	3FG Made Per Game	9.2
.801	FT Percentage	.764
15.5	Assists Per Game	15.2
11.9	Turnovers Per Game	12.6

## DANCIN' IN BACK-TO-BACK SEASONS

- In previous seasons in Virginia Tech history, the fastest head coach to make the NCAA Tournament was in Year Three. Those Hokies were Howie Shannon, Charlie Moir and Buzz Williams.
- Therefore, with Mike Young doing so in Year Two, he became the fastest Tech coach to make The Dance.
- The Hokies have also never had a head coach lead them to the NCAA Tournament in two of their first three seasons.
- Mike Young becomes just the third head coach in program history to register multiple trips to the NCAA Tournament, joining Charlie Moir and Buzz Williams.
- Here's a rundown of the head coaches who have guided Tech to the NCAA Tournament.

Head Coach	NCAAT Years	# of App.
Charlie Moir	1979, 1980, 1985, 1986	4
Buzz Williams	2017, 2018, 2019	3
<b>Mike Young</b>	<b>2021, 2022</b>	<b>2</b>
Don DeVoe	1976	1
Bill Foster	1996	1
Seth Greenberg	2007	1
Howie Shannon	1967	1

## ONE BIG FAMILY

- The camaraderie between the VT men's and women's basketball teams as described by Hunter Cattoor:
- "I'd say it's like a whole big family there. We play and practice in the same facility, so we see them every day, whether that's working out on our own time or during lift and practice. We see them all around. We're saying hey to them. I know Coach Brooks is doing a great job over there with that team. But I look at them as family. ... I think it's great for both programs to be together and support each other and want each other to do well."

## 50 SPOT

- Tech shot over 50% in a game five times during the 2020-21 season - going 5-0.
- Since Young got to Blacksburg, the Hokies are 40-5 in contests shooting 50% or greater - only losses: vs. BYU (11/27/19), vs.

Miami (1/26/22), at College of Charleston (11/20/22), at Miami (1/31/23), vs. South Carolina (11/10/23).

- Since the 2010-11 season, Tech is 111-16 when shooting 50% or better.

## COACH HUNT


- Mike Young had never let a player install a play before in his 38 years of coaching. He'd never had a player like Hunter Cattoor before, though.
- "He wants to be a coach," Young said on Oct. 3. "I had him install [a play] yesterday. I don't think I've ever done that in 38 years as a coach.
- "He commands a great deal of admiration and respect for what he's done here. [It] permeates throughout the program. I think he has embraced that and has done quite a good job thus far, and it'll be very important for this bunch."
- With defense being a point of emphasis for the entire Tech team heading into the season, Cattoor's tutelage will be crucial — and the teaching role is one he hopes to continue into the future. H/T Jack Brizendine

## FOCUSED ON TEAM SUCCESS

- As Cattoor wraps up his career in Blacksburg this season, his focus will be on getting the team back to the top of the ACC — and he knows everyone's personal goals will come to fruition in the process.
- "At the end of the day, you want to go out on a high note. You want to compete for another ACC championship. You want to make it to the big dance and make a run," he said.
- "I think that's just the main thing to worry about — team success — and the individual success will come along." H/T Jack Brizendine

## BYERS BOUGHT IN ON DEFENSIVE END

- J.D. Byers was hired as an assistant coach in April, bringing 13 years of experience at the Division I level with him to Blacksburg. He worked three stints with current Penn State head coach Mike Rhoades, most recently at VCU from 2017 to 2023.
- According to KenPom, VCU ranked 15th in adjusted defensive efficiency last season. Its three rankings the previous four seasons: seventh, 14th, 45th and seventh. Tech has only posted a top-40 defense five times since joining the ACC in 2004, the last time being 2019-20 under Buzz Williams (No. 20). H/T David Cunningham
- Though he wasn't necessarily the main reason why the Rams were so stingy on defense, Byers brought those lessons to Blacksburg. He watched Tech's games from last season through a unique lens since he wasn't involved, and the players said his feedback in specific areas has really helped.



The 2023-24 season marks the 22nd for Mike Young as a head coach.

## SPECIALTY STAT TRACKER

Opponent	Off TOs	Paint	2nd Chance	FB	Bench
Coppin State	30	36	8	10	50
South Carolina	11	36	7	6	17
Campbell	12	30	11	6	9
Wofford	23	44	18	19	33
Boise State	27	32	2	19	22
Iowa State	7	16	10	5	15
Florida Atlantic	11	32	6	2	17
at Auburn	5	14	14	3	29
Louisville	17	36	10	5	31
Valparaiso	17	22	11	4	15
Vermont	17	24	8	7	24
American	15	48	6	4	28
at Wake Forest	7	30	0	5	25
at Florida State	8	22	11	2	14
Clemson	19	34	8	6	39
Miami	12	32	11	8	2
at Virginia	6	20	6	17	12
at NC State	22	32	5	14	20
Boston College	19	28	4	6	13
Georgia Tech	4	36	9	0	32
Duke	11	36	8	2	4
at Miami					
at Notre Dame					
Florida State					
at North Carolina					
Virginia					
at Pitt					
at Syracuse					
Wake Forest					
at Louisville					
Notre Dame					
<b>Total +/-</b>	<b>+35</b>	<b>-34</b>	<b>-61</b>	<b>+23</b>	<b>+41</b>
<b>Season Highs</b>	<b>30</b>	<b>48</b>	<b>18</b>	<b>19</b>	<b>50</b>

## FAST BREAK

Tech has registered **two** wins over **top five** programs under head coach Mike Young - most recently an 81-73 win over No. 3 Villanova on Nov. 28, 2020.

## SCHOOL RECORDS

### INDIVIDUAL

Games Played (Season)	36, by 5 players
Games Started (Season)	36, by 5 players
Games Played (Career)	<b>139, Hunter Cattoor (2019-pr.)</b>
Games Started (Career)	126, Dell Curry (1982-86); Bobby Beecher (1982-86)
Consecutive Starts	123, Ace Custis (1993-97)
Minutes Played (Game)	55, by 3 players
Minutes Played (Season)	1,300, Malcolm Delaney (2010-11), 34 games
Minutes Played (Highest Season Average)	38.6, Jay Purcell (1991-92), 28 games
Minutes Played (Career)	4,688, Malcolm Delaney (2007-11)
Minutes Played (Highest Career Average)	35.1, Dale Solomon, 1978-82
Points (Overall Game)	52, Allan Bristow vs. George Washington (2-21-73)
Points (ACC Game)	37, Malcolm Delaney vs. Clemson (1-29-09)
Points (ACC Tournament Game)	32, Jalen Hudson vs. Wake Forest (3-10-15)
Points (NCAA Tournament)	29, Glen Combs vs. Indiana (3-17-67)
Points (NIT)	33, A.D. Vasallo vs. Duquesne (3-18-09)
Points (Season)	801, Erick Green (2012-13), 32 games
Points (ACC Season)	469, Erick Green (2012-13), 18 games
Points (Season Average)	26.6, Bimbo Coles (1988-89), 27 games
Points (Double-Figure Games, Season)	34, Dell Curry (1983-84), 35 games
Points (Career)	2,484, Bimbo Coles (1986-90)
Points (Career Average)	23.1, Allan Bristow (1970-73)
Points (Double-Figure Games, Career)	115, Dell Curry (1982-86)
Field Goals Made (Game)	22, Allan Bristow vs. George Washington (2-21-73)
3-Pointers Made (Game)	9, Hunter Cattoor at Florida State (1-29-22); Justin Robinson vs. Syracuse (1-26-19)
Field Goals Made (Season)	305, Dell Curry (1985-86), 30 games
3-Pointers Made (Season)	106, Wally Lancaster (1987-88), 29 games
Field Goals Made (Career)	1,021, Dell Curry (1982-86)
3-Pointers Made (Career)	<b>301, Hunter Cattoor (2019-pr.)</b>
Free Throws Made (Game)	20, by 3 players
Free Throws Made (Season)	230, Malcolm Delaney (2009-10), 33 games
Free Throws Made (Career)	721, Malcolm Delaney (2007-11)
Rebounds (Game)	36, Chris Smith vs. Washington & Lee (1-9-59)
Rebounds (Season)	495, Chris Smith (1959-60), 26 games
Rebounds (Career)	1,508, Chris Smith (1957-61)
Assists (Game)	12, by 3 players
Assists (Season)	192, Dave Sensibaugh (1975-76), 28 games
Assists (Career)	547, Bimbo Coles (1986-90)
Steals (Game)	8, by 3 players
Steals (Season)	94, Jamon Gordon (2006-07), 34 games
Steals (Career)	295, Dell Curry (1982-86)
Blocks (Game)	9, Roy Brow vs. James Madison (12-6-86); vs. Baptist College (12-12-87)
Blocks (Season)	100, Roy Brow (1987-88), 28 games
Blocks (Career)	251, Roy Brow (1984-88)
<b>TEAM</b>	
Points (Game)	141, vs. Southern Miss (2-6-88)
Points (Season)	2,646, 1987-88, 29 games
Field Goals Made (Game)	52, vs. VMI (2-20-59)
Field Goals Made (Season)	1,058, 1983-84, 35 games
FG Percentage (Game)	.722 (39-54), vs. Syracuse (1-28-76)
FG Percentage (Season)	.517 (1,030-1,993), 1981-82
3-Pointers Made (Game)	21, vs. Delaware State (11-20-19)
3-Pointers Made (Season)	327, 2018-19, 35 games
3FG Percentage (Game)	.720 (18-25), at Florida State (1-29-22)
3FG Percentage (Season)	.403 (290-720), 2016-17
Rebounds (Game)	83, vs. VMI (2-19-61)
Assists (Game)	36, vs. The Citadel (11-12-17)
Steals (Game)	21, at Clemson (2-8-06)
Blocks (Game)	15 (2x), last vs. VMI (12-9-09)

## 2023-24 HONORS WATCH



### Sean Pedulla

*The Almanac Top 100*

- Ranked No. 96

*ACC Player of the Week*

- Jan. 15, 2024

### Hunter Cattoor

*ESPN Events Invitational*

- All-Tournament team

### Lynn Kidd

*ACC Co-Player of the Week*

- Dec. 26, 2023



## BLUE COLLAR MENTALITY

- Fifth-year guard Hunter Cattoor talks about the work ethic and mentality a Coach Young team possesses.



## EMBRACING ALL ASPECTS OF LIFE

- Robbie Beran has a deep connection with animals. He's pursuing a master's degree in applied animal behavior and welfare at Virginia Tech. Under his roof, Beran has his two dogs - Smokey (chihuahua) and Stella (a Labrador retriever/mutt mix) - then his girlfriend's dog, Ivy (golden retriever).
- The COVID-19 pandemic allowed Beran to embrace his connection with them and the emotional support they have to offer.
- Beran is also thrilled to be playing his final season of college basketball in the Commonwealth. The Richmond, Va., native is reunited with his sister, Annemarie, who attends the Edward Via College of Osteopathic Medicine (VCOM) in Blacksburg.



## LEADING AT THE BREAK

- Over the last four seasons, Tech is 63-12 when leading at halftime.
- The Hokies are 75-17 in the Mike Young era when up at half.



## NATIONAL POLLS

### ASSOCIATED PRESS POLL

Updated: Jan. 29

Rank	School	Record	Points
1	UConn (48)	18-2	1559
2	Purdue (14)	19-2	1517
3	North Carolina	17-3	1441
4	Houston (1)	18-2	1396
5	Tennessee	15-4	1328
6	Wisconsin	16-4	1135
7	Duke	15-4	1066
8	Kansas	16-4	1051
9	Marquette	15-5	1025
10	Kentucky	15-4	1018
11	Arizona	15-5	915
12	Iowa State	16-4	869
13	Creighton	16-5	741
14	Illinois	15-5	717
15	Texas Tech	16-3	713
16	Auburn	16-4	631
17	Utah State	18-2	596
18	Baylor	14-5	404
19	New Mexico	18-3	387
20	Florida Atlantic	17-4	321
21	Dayton	16-3	294
22	BYU	15-5	283
23	Oklahoma	15-5	247
24	Alabama	14-6	240
25	TCU	15-5	215

**Receiving Votes:** South Carolina 108, San Diego State 95, Memphis 48, Northwestern 32, Ole Miss 30, Texas 10, Colorado State 10, Saint Mary's 9, Indiana State 5, Boise State 5, Gonzaga 4, Richmond 4, Virginia 3, McNeese 2, Appalachian State 1

**Dropped from Rankings:** Memphis 19, Colorado State 24

### USA TODAY COACHES' POLL

Updated: Jan. 29

Rank	School	Record	Points
1	UConn (23)	18-2	766
2	Purdue (8)	19-2	746
3	North Carolina	17-3	710
4	Houston	18-2	680
5	Tennessee	15-4	658
6	Wisconsin	16-4	593
7	Duke	15-4	512
8	Kentucky	15-4	510
9	Kansas	16-4	503
10	Marquette	15-5	454
11	Iowa State	16-4	408
12	Arizona	15-5	405
13	Creighton	16-5	367
14	Illinois	15-5	359
15	Texas Tech	16-3	340
16	Auburn	16-4	331
17	Utah State	18-2	258
18	Baylor	14-5	188
19	Dayton	16-3	166
20	New Mexico	18-3	162
21	BYU	15-5	159
22	Alabama	14-6	147
23	Florida Atlantic	17-4	122
24	Oklahoma	15-5	106
25	TCU	15-5	99

**Receiving Votes:** San Diego State 67, Ole Miss 57, South Carolina 46, Gonzaga 38, Memphis 26, Northwestern 23, Colorado State 14, Indiana State 13, Texas 11, Grand Canyon 9, Saint Mary's 5, McNeese 4, Appalachian State 4, Virginia 4, Seton Hall 2, Cornell 2, Princeton 1

**Dropped from Rankings:** Memphis 22, Colorado State 23

### TRACKING TECH

	AP	Coaches
Preseason	-	-
11/13	-	-
11/20	-	-
11/27	-	-
12/4	-	-
12/11	-	-
12/18	-	-
12/25	-	-
1/1	-	-
1/8	-	-
1/15	-	-
1/22	-	-
1/29	-	-
2/5	-	-
2/12	-	-
2/19	-	-
2/26	-	-
3/4	-	-
3/11	-	-
3/18	-	-
Final	-	-

**Ratings Tracker** (through Jan. 31)

ESPN.com BPI	42
KenPom.com	56
Massey	64
NCAA NET Rankings	50
Bart Torvik	54

**Virginia Tech's "Best" NET Wins:**

Iowa State	10
Clemson	33
Boise State	44
NC State	78
Vermont	103

## 2023-24 RANKING SUMMARY

Statistic	National Rank	Conference Rank	Value	National Leader	Value	Conference Leader	Value
Assist/Turnover Ratio (351 ranked)	94	8	1.30	Iowa	1.89	Virginia	1.82
Assists Per Game (351 ranked)	58	4	15.5	Kansas	20.7	Duke	16.0
Bench Points per game (351 ranked)	143	4	21.48	Cornell	39.17	Florida St.	28.95
Blocks Per Game (351 ranked)	265	13	2.8	App State	7.0	Pittsburgh	5.0
Effective FG pct (351 ranked)	65	5	0.542	Indiana St.	0.613	Miami (FL)	0.557
Fastbreak Points (351 ranked)	290	10	7.33	TCU	21.05	NC State	14.48
Field Goal Percentage (351 ranked)	85	5	46.6	Wright St.	53.6	Duke	48.2
Field Goal Percentage Defense (351 ranked)	198	13	43.9	Houston	35.5	Virginia	39.5
Fouls Per Game (351 ranked)	73	6	15.6	Creighton	11.1	Miami (FL)	13.0
Free Throw Attempts Per Game (351 ranked)	194	8	18.9	Winthrop	27.6	North Carolina	24.4
Free Throw Percentage (351 ranked)	2	1	80.1	Villanova	82.1	Virginia Tech	80.1
Free Throws Made Per Game (351 ranked)	98	6	15.1	High Point	21.2	North Carolina	18.4
Rebound Margin (351 ranked)	152	8	1.7	Arizona	12.0	North Carolina	7.4
Rebounds (Defensive) Per Game (351 ranked)	195	12	25.19	UT Martin	31.33	North Carolina	29.10
Rebounds (Offensive) Per Game (351 ranked)	333	15	7.76	Texas A&M	18.65	North Carolina	12.48
Rebounds Per Game (351 ranked)	310	14	32.95	Florida	44.90	North Carolina	41.57
Scoring Defense (351 ranked)	100	5	68.6	Houston	52.9	Virginia	57.3
Scoring Margin (351 ranked)	120	8	5.7	Houston	21.2	Duke	13.8
Scoring Offense (351 ranked)	179	11	74.3	Alabama	89.4	North Carolina	82.6
Steals Per Game (350 ranked)	308	12	5.3	UTEP	11.9	Florida St.	9.2
Three Point Attempts Per Game (351 ranked)	139	6	23.0	North Florida	34.0	Pittsburgh	27.3
Three Point Percentage (351 ranked)	74	6	36.2	Indiana St.	40.7	Duke	38.7
Three Point Percentage Defense (351 ranked)	167	7	33.1	N.C. Central	26.0	North Carolina	29.9
Three Pointers Per Game (351 ranked)	97	5	8.3	North Florida	12.3	Pittsburgh	9.3
Turnover Margin (351 ranked)	177	10	0.3	Purdue Fort Wayne	7.3	Virginia	5.2
Turnovers Forced Per Game (351 ranked)	179	7	12.19	UTEP	19.38	Florida St.	15.55
Turnovers Per Game (351 ranked)	161	9	11.9	Richmond	8.6	Virginia	8.8
Winning Percentage (350 ranked)	109	9	61.9	Purdue	90.9	North Carolina	81.0

## GAMES STARTED

	Streak	23-24	Career	ACC
Hunter Cattoor	5	20	91	48
MJ Collins	7	15	31	21
Sean Pedulla	9	19	53	30
Mekhi Long	-	5	69	2
Patrick Wessler	-	-	-	-
Brandon Rechsteiner	-	2	2	-
John Camden	-	-	-	-
Jaydon Young	-	-	-	-
Lynn Kidd	21	21	26	13
Tyler Nickel	-	7	7	3
Robbie Beran	7	16	116	8
Michael Ward	-	-	-	-
Mylyjael Poteat	-	-	3	-
Conner Venable	-	-	-	-



## NON-CONFERENCE BREAKDOWN

Team	NET	Result
Coppin State	360	W, 100-55
South Carolina	43	L, 77-79
Campbell	294	W, 60-44
Wofford	162	W, 98-76
Boise State	75	W, 82-75
Iowa State	5	W, 71-62
#19 Florida Atlantic	6	L, 50-84
Auburn	21	L, 57-74
Valparaiso	317	W, 71-50
Vermont	116	W, 73-51
American	301	W, 77-55



Hunter Cattoor is first all-time at VT in career 3-pointers made with 301.





## SEASON BREAKDOWN

### TECH'S RECORD WHEN...

	2023-24
Overall	13-8
ACC	5-5
At home	10-2
On the road	1-4
At neutral sites	2-2
After a win	8-5
After a loss	4-3
In overtime	0-0
vs. ranked opponents	1-2
Winning the opening tip	7-3
Losing the opening tip	6-5
Decided by 1-4 points or OT	0-3
Decided by 5-10 points	5-2
Decided by 11-20 points	3-1
Decided by 21+ points	5-2
Leading at half	13-2
Tied at half	0-0
Trailing at half	0-6
VT shoots 50% or better	6-1
VT shoots 40-49.9%	6-4
VT shoots less than 40%	1-3
VT out-shoots opponent	10-3
Opp. out-shoots VT	3-5
Opp. shoots 40% or better	8-7
Opp. shoots less than 40%	5-1
VT out-rebounds opponent	8-3
Opp. out-rebounds VT	5-5
Rebounds are tied	0-0
VT has more FT attempts	11-3
Opp. has more FT attempts	2-5
VT makes more 3-pointers	8-4
Opp. makes more 3-pointers	5-4
VT wins turnover battle	8-3
Opp. wins turnover battle	4-5
Turnovers are tied	1-0
VT scores 100+	1-0
VT scores 90-99 points	2-0
VT scores 80-89 points	3-0
VT scores 70-79 points	6-3
VT scores 60-69 points	1-2
VT scores 50-59 points	0-3
VT scores < 50 points	0-0
Opp. scores > 99 points	0-0
Opp. scores 90-99 points	0-0
Opp. scores 80-89 points	0-2
Opp. scores 70-79 points	5-5
Opp. scores 60-69 points	3-1
Opp. scores 50-59 points	4-0
Opp. scores < 50 points	1-0
Playing on Monday	1-1
Playing on Tuesday	1-0
Playing on Wednesday	2-2
Playing on Thursday	2-0
Playing on Friday	1-1
Playing on Saturday	4-3
Playing on Sunday	2-1
In November	5-3
In December	4-1
In January	4-4
In February	0-0
In March	0-0
Playing during the day	3-3
Playing at night	10-5
Wearing White	9-3
Wearing Maroon	0-2
Wearing Orange	2-2
Wearing Black	2-1

### STARTING LINEUPS

#### W/L

9-4	Sean Pedulla, Hunter Cattoor, MJ Collins, Robbie Beran, Lynn Kidd
0-1	Sean Pedulla, Hunter Cattoor, MJ Collins, Mekhi Long, Lynn Kidd
1-1	Sean Pedulla, Hunter Cattoor, Tyler Nickel, Robbie Beran, Lynn Kidd
1-1	Sean Pedulla, Hunter Cattoor, Tyler Nickel, Mekhi Long, Lynn Kidd
0-1	Sean Pedulla, MJ Collins, Tyler Nickel, Robbie Beran, Lynn Kidd
2-0	Brandon Rechsteiner, Hunter Cattoor, Tyler Nickel, Mekhi Long, Lynn Kidd

#### Margin of Victory/Defeat

	1	2	3	4	5	6	7	8	9	10	11-19	20+
Wins	-	-	-	-	1	1	2	-	1	-	3	5
Losses	-	1	1	1	-	-	-	1	-	1	1	2

#### Most First Half Points

Virginia Tech	53 vs. Clemson (1/10/24)
Opponents	44 (2x), last by Clemson (1/10/24)

#### Most Second Half Points

Virginia Tech	55 (2x), last vs. Wofford (11/19/23)
Opponents	52 by FAU (11/26/23)

#### Fewest First Half Points

Virginia Tech	18 at Virginia (1/17/24)
Opponents	16 by Campbell (11/15/23)

#### Fewest Second Half Points

Virginia Tech	26 vs. FAU (11/26/23)
Opponents	26 by American (12/21/23)

#### Largest Halftime Lead

Virginia Tech	26 vs. Coppin State (11/6/23)
Opponents	20 by Wake Forest (12/30/23)

#### Largest Margin of Victory

Virginia Tech	45 vs. Coppin State (11/6/23)
Opponents	34 by FAU (11/26/23)

### MISCELLANEOUS

#### How 1st Points Were Scored

Layup	4
3FG	7
Jumper	4
Dunk	2
Free Throw	4
Tip-in	-

#### Rebounds Leader

Robbie Beran	3
Hunter Cattoor	1
Lynn Kidd	10
Mekhi Long	5
Sean Pedulla	5
Mylyjael Poteat	2

#### Blocks Leader

Robbie Beran	13
Hunter Cattoor	3
MJ Collins	1
Lynn Kidd	6
Mekhi Long	2
Tyler Nickel	2
Sean Pedulla	1
Mylyjael Poteat	4
Patrick Wessler	1

#### 15+ Rebounds

Lynn Kidd	1
-----------	---

#### 20+ Rebounds

-	-
---	---

#### 5+ Assists

Hunter Cattoor	1
MJ Collins	1
Sean Pedulla	10
Brandon Rechsteiner	1
Jaydon Young	1

#### Scored VT's 1st Points

Robbie Beran	1
Hunter Cattoor	6
MJ Collins	2
Lynn Kidd	5
Tyler Nickel	1
Sean Pedulla	6
Mylyjael Poteat	14
Brandon Rechsteiner	2

#### Assists Leader

Robbie Beran	2
Hunter Cattoor	3
MJ Collins	3
Lynn Kidd	3
Mekhi Long	1
Tyler Nickel	3
Sean Pedulla	14
Mylyjael Poteat	1
Brandon Rechsteiner	5
Patrick Wessler	1
Jaydon Young	1
Tyler Nickel	5
Mylyjael Poteat	14
Brandon Rechsteiner	2

#### 10+ Points

Robbie Beran	3
Hunter Cattoor	18
MJ Collins	5
Lynn Kidd	16
Tyler Nickel	10
Brandon Rechsteiner	1
Sean Pedulla	13
Mylyjael Poteat	1

#### 10+ Assists

Sean Pedulla	1
Brandon Rechsteiner	1

#### 5+ Steals

-	-
---	---

#### 5+ Blocks

-	-
---	---

#### Points Leader

Hunter Cattoor	8
MJ Collins	2
Lynn Kidd	7
Sean Pedulla	7
Mylyjael Poteat	1

#### Steals Leader

Robbie Beran	6
Hunter Cattoor	9
MJ Collins	5
Lynn Kidd	4
Mekhi Long	3
Tyler Nickel	5
Sean Pedulla	6
Brandon Rechsteiner	2
Jaydon Young	2

#### 20+ Points

MJ Collins	1
Lynn Kidd	3
Tyler Nickel	1
Sean Pedulla	4
Lynn Kidd	1
Sean Pedulla	2

#### 10+ Rebounds

Lynn Kidd	4
Sean Pedulla	1

#### Double-Doubles

Lynn Kidd	4
Sean Pedulla	2

#### Triple-Doubles

-	-
---	---

THE LAST TIME

LAST TIME VIRGINIA TECH...

Scored 100+ points and won	100-55, vs. Coppin State, 11/6/23
Scored 100+ points and lost	100-104 (2OT), vs. Maryland, 2/27/10
Played in OT	65-70 (OT), at Boston College, 12/21/22
Played in consecutive OTs	82-77 (OT), vs. UAB, 11/28/15; 79-81 (OT), vs. Northwestern, 12/1/15
Played in 2OT	79-77 (2OT), vs. North Carolina, 1/22/20
Played in 3OT	95-102 (3OT), vs. Miami (Fla.), 2/19/20
Scored 100+ points	100-55, vs. Coppin State, 11/6/23
Scored 90-99 points	91-67, vs. Georgia Tech, 1/27/24
Scored 80-89 points	84-78, at NC State, 1/20/24
Scored 70-79 points	76-71, vs. Boston College, 1/23/24
Scored 60-69 points	67-77, vs. #7 Duke, 1/29/24
Scored 50-59 points	57-65, at Virginia, 1/17/24
Scored 40-49 points	47-24, at #23 NC State, 2/2/19
Scored 30-39 points	39-65, at #19 Virginia, 1/4/20
Scored 20-29 points	27-40, at McGuire Hospital, 2/2/46
Scored 10-19 points	16-45, at Virginia, 1/30/39
Scored less than 10 points	9-29, vs. North Carolina, 1/12/35
Allowed 100+ points	95-102 (3OT), vs. Miami (Fla.), 1/19/20
Allowed 90-99 points	77-97, vs. NC State, 3/8/23
Allowed 80-89 points	63-86, at Wake Forest, 12/30/23
Allowed 70-79 points	67-77, vs. #7 Duke, 1/29/24
Allowed 60-69 points	91-67, vs. Georgia Tech, 1/27/24
Allowed 50-59 points	77-55, vs. American, 12/21/23
Allowed 40-49 points	60-44, vs. Campbell, 11/15/23
Allowed 30-39 points	65-39, vs. Radford, 11/15/21
Allowed 20-29 points	47-24, at #23 NC State, 2/2/19
Allowed 10-19 points	60-19, vs. Lynchburg, 1/9/46
Allowed less than 10 points	28-9, vs. Hampden-Sydney, 1/17/1923
Scored at least 60 points in a half	66, 2nd Half, vs. The Citadel, 11/12/17
Largest margin of victory	83, vs. Randolph-Macon (87-4), 1/10/1911
Largest margin of victory in ACC	38, vs. Wake Forest (84-46), 2/27/21
Defeated a ranked opponent on the road	47-24, at #23 NC State, 2/2/19
Defeated a ranked opponent at home	87-72, vs. #21 Clemson, 1/10/24
Defeated a ranked opponent on a neutral court	82-67, vs. #7 Duke, 3/12/22
Defeated a defending national champion	65-51, vs. #8 Virginia, 1/30/21
Held opponent without a double-figure scorer	65-39, vs. Radford, 11/15/21
Failed to have a double-figure scorer	41-57, vs. Temple, 2/25/96
Had 5 or more players score in double figures	5, vs. Georgia Tech, 1/27/24
Had 6 or more players score in double figures	vs. Cornell, 12/8/21
Had 7 or more players score in double figures	vs. Cornell, 12/8/21
Did not make a 3FG	at Providence, 2/1/03
Opponent did not make a 3FG	vs. Virginia, 2/14/22
Did not shoot a FT in the first half	vs. Miami, 1/13/24
Did not shoot a FT in the second half	at #10 Virginia, 1/18/23
Opponent did not shoot a FT	vs. Merrimack, 11/21/21
Opponent did not make a FT	vs. Florida State, 3/4/23
Held an opponent under 10 points in a half	9, vs. Eastern Michigan (1H), 12/22/11
Held an opponent under 20 points in a half	17, vs. Pitt (1H), 2/7/22
Had double-figure blocked shots	10, vs. Wake Forest, 2/27/21
Came back from a double-figure deficit to win	12, vs. Boise State, 11/23/23
Lost a double-digit lead	11, at Boston College, 1/22/22
Led by 20 or more points at halftime	26, vs. Coppin State, 11/6/23
Had 20-29 assists in a game	23, vs. Georgia Tech, 1/27/24
Had 30 or more assists	36, vs. The Citadel, 11/12/17
Held a team under 20 percent from the floor	16.7%, at No. 23/22 NC State, 2/2/19
Held a team under three made FGs in a half	2, vs. Notre Dame, 1/10/21
Won an ACC Tournament Championship	82-67, vs. #7 Duke, 3/12/22
Won an NCAA Tournament game	67-58, vs. Liberty, 3/24/19

WHAT'S A HOKIE?

The answer leads all the way back to 1896 when Virginia Agricultural and Mechanical College changed its name to Virginia Polytechnic Institute. With the change came the necessity for writing a new cheer and a contest for such a purpose was held by the student body.



Senior O.M. Stull won first prize for his "Hokie" yell which is still used today. Later, when asked if "Hokie" had any special meaning, Stull explained the word was solely the product of his imagination and was used only as an attention-getter for his yell. It soon became a nickname for all Tech teams and for those people loyal to Tech athletics.

The official university school colors - Chicago Maroon and Burnt Orange - also were introduced in 1896. The colors were chosen by a committee because they made a 'unique combination' not worn elsewhere at the time. The official definition of "Hokie" is "a loyal Virginia Tech Fan."




OUR NAME


When referring to our name, we ask that you use Virginia Tech, Hokies or Tech - and not 'Vah Tech.' Thank you!

## THE LAST TIME

### LAST TIME A VIRGINIA TECH PLAYER...

Recorded a double-double	Sean Pedulla (33 pts./10 rebs.), vs. Miami, 1/13/24
Recorded a triple-double	Justyn Mutts (12 pts./14 rebs./11 ast.), vs. Syracuse, 2/12/22
Two Tech players recorded double-doubles in same game	Sean Pedulla (15 pts./10 asts.) & Lynn Kidd (14 pts./11 rebs.), vs. Coppin State, 11/6/23
Two Tech players recorded double-doubles in consecutive games	vs. North Carolina (ACC Tournament), 3/13/09; vs. Duquesne (NIT), 3/18/09
Had five or more steals	Sean Pedulla (5), at Georgia Tech, 2/15/23
Had 10 or more assists in a game	Brandon Rechsteiner (11), vs. American, 12/21/23
Had 20 or more rebounds in a game	Jeff Allen (21), vs. Longwood, 12/14/08
Two Tech players with double-figure rebounds	Grant Basile (10) and Lynn Kidd (10), vs. Delaware State, 11/7/22
Two Tech players had five or more assists	Sean Pedulla (5) & Hunter Cattoor (5), vs. Georgia Tech, 1/27/24
Three Tech players had five or more assists	Justyn Mutts (8), Hunter Cattoor (8) & Grant Basile (5), vs. Syracuse, 1/28/23
Four Tech players had five or more assists	Kerry Blackshear Jr. (8), Devin Wilson (7), Justin Robinson (7) & Chris Clarke (5), vs. The Citadel, 11/12/17
Three Tech players made five or more 3FG	Nahiem Alleyne (5), Jalen Cone (5) & Isaiah Wilkins (5), vs. Delaware State, 11/20/19
Eight or more Tech players made a 3FG	8 players, at Pitt, 2/5/22
Two Tech players scored 20 or more points	Sean Pedulla (32) & Tyler Nickel (24), vs. #21 Clemson, 1/10/24
Three Tech players scored 20 or more points	Nickeil Alexander-Walker (25), Ahmed Hill (23) & Justin Robinson (23), vs. #23 Purdue, 11/18/18
Two Tech players scored 20 or more points in consecutive games	Nickeil Alexander-Walker & Kerry Blackshear Jr., 11/10/17 & 11/12/17
Tech player scored 30 or more points in consecutive games	Sean Pedulla, 1/10/24 & 1/13/24
Tech freshman scored 20 or more points in a game	Sean Pedulla (20), at Florida State, 1/29/22
Three Tech freshmen scored in double figures in a game	Hunter Cattoor (14), Jalen Cone (11) & Lander Nolley II (10), vs. North Carolina, 3/10/20
Four Tech freshmen scored in double figures in a game	Landers Nolley II (21), Tyrece Radford (21), Jalen Cone (15) & Nahiem Alleyne (10), at Wake Forest, 1/14/20
Tech player scored 30-39 points in a game	Sean Pedulla (33), vs. Miami, 1/13/24
Tech player scored 40-49 points in a game	Dorenzo Hudson (41), vs. Seton Hall, 1/2/10
Tech player scored 50+ points in a game	Bimbo Coles (51), vs. Southern Miss, 2/6/88
Tech player had consecutive double-doubles	Justyn Mutts, 11/17/22, 11/18/22
Tech player had three consecutive double-doubles	Keve Aluma, 1/27/21, 1/30/21, 2/3/21
Tech freshman had consecutive double-doubles	Kerry Blackshear Jr., 12/13/15, 12/19/15
Tech allowed a triple-double	Dennis Smith Jr. (27 pts./11 rebs./11 ast.), at NC State, 1/4/17
Tech had a walk-on score double figures	Christian Beyer (13), vs. Alabama A&M, 12/14/14





## MIKE YOUNG

Head Coach | Fifth Season at Virginia Tech

2020-21 ACC Coach of the Year

### CAREER RECORDS

Overall Record	385-303
Conference Games	215-167
Non-Conference Games	165-133
Conference Tournament	25-15
NCAA Tournament	1-7
Overtime Games	20-17
One-Point Games	12-15
vs. AP Top 25	10-31

### VS. CURRENT ACC HEAD COACHES

Coach	All	VT	Wofford
Earl Grant	1-3	1-3	-
Brad Brownell	5-5	5-3	0-2
Jon Scheyer	1-2	1-2	-
Leonard Hamilton	2-2	2-2	-
Damon Stoudamire	1-0	1-0	-
Kenny Payne	2-0	2-0	-
Jim Larrañaga	4-7	3-6	1-1
Kevin Keatts	3-3	3-3	-
Hubert Davis	2-2	2-2	-
Micah Shrewsberry	1-0	1-0	-
Jeff Capel III	4-1	4-1	-
Adrian Autry	0-0	-	-
Tony Bennett	3-6	3-5	0-1
Steve Forbes	8-6	2-3	6-3
<b>Total</b>	<b>37-37</b>	<b>30-30</b>	<b>7-7</b>

#### vs. Coach Young

Earl Grant	3-1 at BC
Brad Brownell	5-5 at Clemson
Jon Scheyer	2-1 at Duke
Leonard Hamilton	2-2 at Florida State
Damon Stoudamire	0-1 at Georgia Tech
Kenny Payne	0-2 at Louisville
Jim Larrañaga	0-1 at GMU; 7-3 at Miami
Kevin Keatts	3-3 at NC State
Hubert Davis	2-2 at UNC
Micah Shrewsberry	0-1 at Penn State
Jeff Capel III	1-4 at Pitt
Adrian Autry	0-0 at Syracuse
Tony Bennett	6-3 at UVA
Steve Forbes	3-6 at ETSU; 3-2 at Wake

### ▶ COACH YOUNG: CAREER BREAKDOWN

Season	School	Overall	Conference	Finish	Postseason	Ranking	RPI/NET
2002-03	Wofford	14-15 .483	8-8 .500	T6th	-	-/-	219
2003-04	Wofford	9-20 .310	4-12 .250	T10th	-	-/-	273
2004-05	Wofford	14-14 .500	7-9 .438	8th	-	-/-	225
2005-06	Wofford	11-18 .379	6-9 .400	9th	-	-/-	287
2006-07	Wofford	10-20 .333	5-13 .278	T9th	-	-/-	295
2007-08	Wofford	16-16 .500	8-12 .400	8th	-	-/-	191
2008-09	Wofford	16-14 .533	12-8 .600	4th	-	-/-	177
2009-10	Wofford	26-9 .743	15-3 .833	1st	NCAA First Round	-/-	73
2010-11	Wofford	21-13 .618	14-4 .778	T1st	NCAA First Round	-/-	105
2011-12	Wofford	19-14 .576	12-6 .667	T2nd	CBI	-/-	178
2012-13	Wofford	13-19 .406	7-11 .389	T8th	-	-/-	253
2013-14	Wofford	20-13 .606	11-5 .688	T3rd	NCAA First Round	-/-	152
2014-15	Wofford	28-7 .800	16-2 .889	1st	NCAA First Round	RV/-	49
2015-16	Wofford	15-17 .469	11-7 .611	T3rd	-	-/-	202
2016-17	Wofford	16-17 .485	10-8 .556	T4th	-	-/-	189
2017-18	Wofford	21-13 .618	11-7 .611	T4th	CIT	-/-	141
2018-19	Wofford	30-5 .857	18-0 1.000	1st	NCAA Second Round	19/18	14
<b>Totals</b>	<b>17 Seasons</b>	<b>299-244 .551</b>	<b>175-124 .585</b>				
2019-20	Virginia Tech	16-16 .500	7-13 .350	T10th	-	-/-	92
2020-21	Virginia Tech	15-7 .682	9-4 .692	3rd	NCAA First Round	25/RV	51
2021-22	Virginia Tech	23-13 .639	11-9 .550	7th	NCAA First Round	RV/RV	27
2022-23	Virginia Tech	19-15 .559	8-12 .400	11th	NIT First Round	-/-	75
2023-24	Virginia Tech	13-8 .619	5-5 .500	-	-	-/-	50
<b>Totals</b>	<b>5 Seasons</b>	<b>86-59 .593</b>	<b>40-43 .482</b>				
<b>Overall</b>	<b>22 Seasons</b>	<b>385-303 .560</b>	<b>215-167 .563</b>				

### ▶ THE YOUNG FILE

Born	5/1/1963
Hometown	Radford, Virginia
Wife	Margaret
Children	Cooper, Davis
Education	Emory & Henry, 1986
Joined Tech Staff	4/7/2019
Years as College Head Coach	22
Years as College Coach	38

#### Coaching Career

1986-88	Assistant Coach, Emory & Henry
1988-89	Graduate Assistant, Radford
1989-98	Assistant Coach, Wofford
1998-02	Associate Head Coach, Wofford
2002-19	Head Coach, Wofford
2019-pr.	Head Coach, Virginia Tech

### ▶ ACCOMPLISHMENTS

#### Seven NCAA Tournaments

2022, 2021, 2019, 2015, 2014, 2011, 2010

#### One ACC Tournament Championship

2022

#### Five SoCon Tournament Championships

2019, 2015, 2014, 2011, 2010

#### Four SoCon Regular-Season Titles

2019, 2015, 2011, 2010

#### Two-time National Coach of the Year

2019 (Sporting News), 2010 (Hugh Durham)

#### Three AP All-America Selections

Fletcher Magee (2018-19), Karl Cochran (2014-15), Noah Dahlman (2009-10)

# O HUNTER CATTOOR

GRADUATE STUDENT Guard | 6-3 | 200 | M.A. in Education, Liberal Arts and Human Sciences  
Orlando, Florida | Bishop Moore



## SEASON/CAREER BESTS

### POINTS

Season 19 (4x), last at NC State (1/20/24)  
Career 31 vs. Duke (3/12/22)

### REBOUNDS

Season 6 (2x), last at Wake Forest (12/30/23)  
Career 9 vs. Radford (11/15/21)

### ASSISTS

Season 5 vs. Georgia Tech (1/27/24)  
Career 8 vs. Syracuse (1/28/23)

### BLOCKS

Season 1 (4x), last vs. Boston College (1/23/24)  
Career 3 vs. Wake Forest (2/27/21)

### STEALS

Season 3 (2x), last vs. Boston College (1/23/24)  
Career 4 (2x), last vs. Miami (2/21/23)

### MINUTES

Season 40 vs. South Carolina (11/10/23)  
Career 40 (4x), last vs. South Car. (11/10/23)

### FIELD GOALS MADE

Season 6 at Florida State (1/6/24)  
Career 11 vs. Duke (3/12/22)

### FIELD GOALS ATTEMPTED

Season 13 vs. FAU (11/26/23)  
Career 16 vs. Duke (3/12/22)

### 3-PT. FIELD GOALS MADE

Season 5 (2x), last at Florida State (1/6/24)  
Career 9 at Florida State (1/29/22)

### 3-PT. FIELD GOALS ATTEMPTED

Season 10 (2x), last vs. Boise State (11/23/23)  
Career 11 at Florida State (1/29/22)

### FREE THROWS MADE

Season 8 at NC State (1/20/24)  
Career 8 at NC State (1/20/24)

### FREE THROWS ATTEMPTED

Season 10 at NC State (1/20/24)  
Career 10 at NC State (1/20/24)

## CAREER STATS

SEASON	TEAM	GP-GS	MIN/AVG	FG-FGA	FG%	3FG-3FGA	3FG%	FT-FTA	FT%	OFF	DEF	TOT	AVG	PF-FO	A	TO	BLK	STL	PTS	AVG
2019-20	VT	31-3	628/20.3	69-165	.418	51-127	.402	14-22	.636	4	73	77	2.5	44-0	35	16	4	31	203	6.5
2020-21	VT	22-2	492/22.3	57-125	.456	39-90	.433	34-43	.791	2	39	41	1.9	34-1	30	26	11	20	187	8.5
2021-22	VT	36-36	1183/32.9	121-278	.435	83-199	.417	36-50	.720	12	131	143	4.0	80-0	73	36	6	39	361	10.0
2022-23	VT	30-30	1024/34.1	104-242	.430	78-184	.424	39-51	.765	8	104	112	3.7	56-0	71	28	4	30	325	10.8
2023-24	VT	20-20	646/32.3	80-163	.491	50-116	.431	66-74	.892	3	55	58	2.9	43-1	35	25	4	22	276	13.8
<b>TOTAL</b>		<b>139-91</b>	<b>3973/28.6</b>	<b>431-973</b>	<b>.443</b>	<b>301-716</b>	<b>.420</b>	<b>189-240</b>	<b>.788</b>	<b>29</b>	<b>402</b>	<b>431</b>	<b>3.1</b>	<b>257-2</b>	<b>244</b>	<b>131</b>	<b>29</b>	<b>142</b>	<b>1352</b>	<b>9.7</b>

- Got engaged to Chloe Brooks in June 2023. *Last name pronounced: cuh-TOUR*
- 2022 ACC Tournament MVP; 31 points vs. Duke in title game.
- MVP of Basketball Hall of Fame Shootout vs. St. Bonaventure.
- One of Tech's top threats from three.
- Had 12 games of hitting three or more 3FGs in back-to-back seasons (2020-22).
- Reached double-figure scoring 17 times as a junior.
- Erupted for nine 3-pointers (tied single-game program record) at Florida State, which was the turning point in the Hokies' 2021-22 season.
- Originally committed to Wofford, but signed with the Hokies after Virginia Tech's hiring of Mike Young.
- Four-year letterwinner at Bishop Moore High School.
- Scored 1,420 points in high school. Was a 3-star recruit (247 Sports).
- Also played quarterback on Bishop Moore's football team.
- Wants to coach basketball when playing career is over.

## 2023-24 GAME-BY-GAME STATS

Opponent	Date	GS	MIN	Total		3-Pointers		Free throws		Rebounds			PF	A	TO	BLK	STL	PTS	AVG		
				FG-FGA	PCT	3FG-3FGA	PCT	FT-FTA	PCT	OFF	DEF	TOT								AVG	
Coppin St.	11/06/2023	*	26:17	3-5	.600	3-5	.600	4-4	1.000	0	2	2	2.0	2	4	1	1	1	13	13.0	
vs South Carolina	11/10/2023	*	40:00	4-12	.333	3-10	.300	2-2	1.000	0	4	4	3.0	3	0	0	0	0	13	13.0	
Campbell	11/15/2023	*	35:01	4-11	.364	4-9	.444	0-0	.000	0	4	4	3.3	0	0	0	0	0	12	12.7	
Wofford	11/19/2023	*	28:48	5-8	.625	4-7	.571	3-3	1.000	0	2	2	3.0	2	3	2	0	1	17	13.8	
vs Boise St.	11/23/2023	*	36:51	5-11	.455	5-10	.500	4-5	.800	0	1	1	2.6	3	1	1	0	1	19	14.8	
vs Iowa St.	11/24/2023	*	25:42	4-9	.444	3-7	.429	7-8	.875	0	3	3	2.7	5	1	1	0	1	18	15.3	
vs Fla. Atlantic	11/26/2023	*	30:55	4-13	.308	0-8	.000	3-3	1.000	0	0	0	2.3	2	0	2	0	0	11	14.7	
at Auburn	11/29/2023	*	31:57	4-11	.364	1-6	.167	7-9	.778	1	5	6	2.8	3	1	3	0	0	16	14.9	
Louisville	12/03/2023	*	38:27	3-6	.500	1-3	.333	5-5	1.000	1	2	3	2.8	2	2	2	0	3	12	14.6	
Valparaiso	12/09/2023	*	33:26	5-9	.556	3-6	.500	6-6	1.000	0	3	3	2.8	1	3	2	0	1	19	15.0	
Vermont	12/16/2023	*	21:44	3-8	.375	2-5	.400	2-2	1.000	0	2	2	2.7	2	1	1	1	2	10	14.5	
American	12/21/2023	*	27:26	3-6	.500	2-5	.400	1-2	.500	0	2	2	2.7	3	2	1	1	2	9	14.1	
at Wake Forest	12/30/2023	*	32:36	5-7	.714	1-3	.333	3-3	1.000	0	6	6	2.9	3	2	1	0	0	14	14.1	
at Florida St.	01/06/2024	*	37:42	6-8	.750	5-6	.833	2-2	1.000	1	4	5	3.1	1	1	2	0	1	19	14.4	
Clemson	01/10/2024	*	13:52	0-0	.000	0-0	.000	0-0	.000	0	0	0	2.9	1	1	1	0	1	0	13.5	
at Virginia	01/17/2024	*	38:23	5-10	.500	2-5	.400	0-0	.000	0	4	4	2.9	4	3	1	0	2	12	13.4	
at NC State	01/20/2024	*	33:22	4-8	.500	3-6	.500	8-10	.800	0	4	4	3.0	1	2	1	0	1	19	13.7	
Boston College	01/23/2024	*	35:32	4-6	.667	3-5	.600	6-6	1.000	0	3	3	3.0	1	3	2	1	3	17	13.9	
Georgia Tech	01/27/2024	*	38:07	4-7	.571	3-6	.500	0-1	.000	0	4	4	3.1	3	5	1	0	1	11	13.7	
Duke	01/29/2024	*	39:28	5-8	.625	2-4	.500	3-3	1.000	0	0	0	2.9	1	0	0	0	1	15	13.8	
<b>Totals</b>			<b>20</b>	<b>645:36</b>	<b>80-163</b>	<b>.491</b>	<b>50-116</b>	<b>.431</b>	<b>66-74</b>	<b>.892</b>	<b>3</b>	<b>55</b>	<b>58</b>	<b>2.9</b>	<b>43</b>	<b>35</b>	<b>25</b>	<b>4</b>	<b>22</b>	<b>276</b>	<b>13.8</b>

## Player Averages

Games Played	Minutes/game	Points/game	FG Pct	3FG Pct	FT Pct	Rebounds/game	Assists/game	Turnovers/game	Assist/Turnover ratio	Steals/game	Blocks/game
20	32.3	13.8	49.1	43.1	89.2	2.9	1.8	1.3	1.4	1.1	0.2

## PRODUCTION TRACKER

	This Season	Career
Scored 10+ Points	18	73
Scored 20+ Points	-	6
Led Tech in Scoring	8	19
Made 3+ 3FGs	11	51
Led Tech in 3FGM	11	57
Shot over 40% from 3	14	79
Had a Double-Double	-	-
Had Multiple Assists	10	67
Had Multiple Steals	5	38



# 2 MJ COLLINS

**SOPHOMORE** Guard | 6-4 | 195 | Communication  
Clover, South Carolina | Combine Academy



## SEASON/CAREER BESTS

### POINTS

Season 20 vs. Louisville (12/3/23)  
Career 20 vs. Louisville (12/3/23)

### REBOUNDS

Season 7 vs. Miami (1/13/24)  
Career 8 vs. UNC (12/4/22)

### ASSISTS

Season 7 vs. Clemson (1/10/24)  
Career 7 vs. Clemson (1/10/24)

### BLOCKS

Season 1 (2x), last vs. Duke (1/29/24)  
Career 1 (2x), last vs. Duke (1/29/24)

### STEALS

Season 4 vs. Iowa State (11/24/23)  
Career 4 vs. Iowa State (11/24/23)

### MINUTES

Season 35 vs. Miami (1/13/24)  
Career 36 vs. Pitt (2/18/23)

### FIELD GOALS MADE

Season 7 vs. Duke (1/29/24)  
Career 7 vs. Duke (1/29/24)

### FIELD GOALS ATTEMPTED

Season 13 vs. Duke (1/29/24)  
Career 13 vs. Duke (1/29/24)

### 3-PT. FIELD GOALS MADE

Season 3 (2x), last vs. Duke (1/29/24)  
Career 3 (3x), last vs. Duke (1/29/24)

### 3-PT. FIELD GOALS ATTEMPTED

Season 6 (2x), last vs. Duke (1/29/24)  
Career 6 (2x), last vs. Duke (1/29/24)

### FREE THROWS MADE

Season 7 vs. Louisville (12/3/23)  
Career 7 vs. Louisville (12/3/23)

### FREE THROWS ATTEMPTED

Season 7 vs. Louisville (12/3/23)  
Career 7 vs. Louisville (12/3/23)

## CAREER STATS

SEASON	TEAM	GP-GS	MIN/AVG	FG-FGA	FG%	3FG-3FGA	3FG%	FT-FTA	FT%	OFF	DEF	TOT	AVG	PF-FO	A	TO	BLK	STL	PTS	AVG
2022-23	VT	34-16	840/24.7	49-141	.348	18-68	.265	24-30	.800	16	64	80	2.4	46-0	49	18	0	12	140	4.1
2023-24	VT	19-15	490/25.8	43-133	.323	14-53	.264	19-21	.905	9	37	46	2.4	19-0	43	21	2	16	119	6.3
<b>TOTAL</b>		<b>53-31</b>	<b>1330/25.1</b>	<b>92-274</b>	<b>.336</b>	<b>32-121</b>	<b>.264</b>	<b>43-51</b>	<b>.843</b>	<b>25</b>	<b>101</b>	<b>126</b>	<b>2.4</b>	<b>65-0</b>	<b>92</b>	<b>39</b>	<b>2</b>	<b>28</b>	<b>259</b>	<b>4.9</b>

- Should see a jump in production as a sophomore; has focused a great deal of time on his 3-point shot in the offseason.
- Coach Young would like to see MJ defend the opponent's best guard, taking that load off Cattoor.
- Hit the game-winning shot against Duke on Jan. 23, 2023.
- A two-year letterwinner at Westminster Catawba before transferring to Combine Academy for his senior season.
- Combine ended the season ranked No. 20 in the country with a 25-5 record and a state championship in 2021-22.
- All-state, all-conference and the Male Athlete of the Year after averaging 23 points per game as a junior.
- Tabbed the second-best player in the state of South Carolina and the 27th-best combo guard nationally, according to 247Sports.
- Four-star recruit and ranked 22nd at his position by ESPN.
- Chose the Hokies over Clemson, Oklahoma, Providence, South Florida and East Tennessee State.
- His sister, Reneazia, won three state championships in track.

## 2023-24 GAME-BY-GAME STATS

Opponent	Date	GS	MIN	Total		3-Pointers		Free throws		Rebounds				PF	A	TO	BLK	STL	PTS	AVG	
				FG-FGA	PCT	3FG-3FGA	PCT	FT-FTA	PCT	OFF	DEF	TOT	AVG								
Coppin St.	11/06/2023	*	21:31	1-8	.125	0-3	.000	4-4	1.000	1	1	2	2.0	2	2	0	0	1	6	6.0	
vs South Carolina	11/10/2023	*	17:51	1-3	.333	0-0	.000	0-0	.000	0	0	0	1.0	1	2	0	0	2	4	4.0	
Campbell	11/15/2023	*	32:44	2-10	.200	0-3	.000	0-0	.000	0	3	3	1.7	0	4	1	1	2	4	4.0	
Wofford	11/19/2023	*	26:23	2-5	.400	0-0	.000	2-2	1.000	0	3	3	2.0	1	3	0	0	0	6	4.5	
vs Boise St.	11/23/2023	*	08:19	0-3	.000	0-1	.000	0-0	.000	0	0	0	1.6	3	0	0	0	0	0	3.6	
vs Iowa St.	11/24/2023	*	27:46	1-8	.125	0-3	.000	2-2	1.000	1	4	5	2.2	1	3	2	0	4	4	3.7	
vs Fla. Atlantic	11/26/2023	*	18:24	1-6	.167	0-1	.000	0-0	.000	0	0	0	1.9	0	0	2	0	3	2	3.4	
Louisville	12/03/2023		23:49	5-10	.500	3-3	1.000	7-7	1.000	2	2	4	2.1	3	4	1	0	0	20	5.5	
Valparaiso	12/09/2023		18:13	0-4	.000	0-2	.000	0-0	.000	0	1	1	2.0	1	1	2	0	0	0	4.9	
American	12/21/2023		22:02	5-8	.625	1-3	.333	1-1	1.000	1	2	3	2.1	0	2	1	0	0	12	5.6	
at Wake Forest	12/30/2023	*	19:33	0-3	.000	0-0	.000	0-0	.000	0	2	2	2.1	0	0	1	0	0	0	5.1	
at Florida St.	01/06/2024		22:04	4-8	.500	2-5	.400	0-1	.000	1	3	4	2.3	1	1	1	0	0	10	5.5	
Clemson	01/10/2024	*	32:39	1-5	.200	0-2	.000	0-0	.000	1	1	2	2.2	1	7	2	0	0	2	5.2	
Miami (FL)	01/13/2024	*	34:17	1-6	.167	1-5	.200	3-4	.750	1	6	7	2.6	1	1	1	0	0	6	5.3	
at Virginia	01/17/2024	*	33:59	1-3	.333	1-3	.333	0-0	.000	0	1	1	2.5	2	2	0	0	1	3	5.1	
at NC State	01/20/2024	*	29:24	3-9	.333	1-3	.333	0-0	.000	1	2	3	2.5	1	1	3	0	1	7	5.3	
Boston College	01/23/2024	*	33:10	5-12	.417	1-6	.167	0-0	.000	0	1	1	2.4	0	3	1	0	1	11	5.6	
Georgia Tech	01/27/2024	*	33:39	3-9	.333	1-4	.250	0-0	.000	0	3	3	2.4	1	4	2	0	1	7	5.7	
Duke	01/29/2024	*	33:57	7-13	.538	3-6	.500	0-0	.000	0	2	2	2.4	0	3	1	1	1	0	17	6.3
<b>Totals</b>			<b>15</b>	<b>489:44</b>	<b>43-133</b>	<b>.323</b>	<b>14-53</b>	<b>.264</b>	<b>19-21</b>	<b>.905</b>	<b>9</b>	<b>37</b>	<b>46</b>	<b>2.4</b>	<b>19</b>	<b>43</b>	<b>21</b>	<b>2</b>	<b>16</b>	<b>119</b>	<b>6.3</b>

## Player Averages

Games Played	Minutes/game	Points/game	FG Pct	3FG Pct	FT Pct	Rebounds/game	Assists/game	Turnovers/game	Assist/Turnover ratio	Steals/game	Blocks/game
19	25.8	6.3	32.3	26.4	90.5	2.4	2.3	1.1	2.0	0.8	0.1

## PRODUCTION TRACKER

	This Season	Career
Scored 10+ Points	5	8
Scored 20+ Points	1	1
Led Tech in Scoring	2	2
Made multiple 3FGs	3	7
Led Tech in 3FGM	2	4
Shot over 40% from 3	3	12
Had a Double-Double	-	-
Had Multiple Assists	11	27
Had Multiple Steals	4	6



# 3 SEAN PEDULLA

**JUNIOR** Guard | 6-1 | 195 | Sports Media and Analytics  
Edmond, Oklahoma | Edmond Memorial



## SEASON/CAREER BESTS

### POINTS

Season 33 vs. Miami (1/13/24)  
Career 33 vs. Miami (1/13/24)

### REBOUNDS

Season 10 vs. Miami (1/13/24)  
Career 10 vs. Miami (1/13/24)

### ASSISTS

Season 10 vs. Coppin State (11/6/23)  
Career 8 vs. Delaware State (11/7/22)

### BLOCKS

Season 1 vs. Boston College (1/23/24)  
Career 1 (3x), last vs. Boston College (1/23/24)

### STEALS

Season 4 vs. Clemson (1/10/24)  
Career 5 at Georgia Tech (2/15/23)

### MINUTES

Season 39 vs. Duke (1/29/24)  
Career 44 at Boston College (12/21/22)

### FIELD GOALS MADE

Season 13 vs. Miami (1/13/24)  
Career 13 vs. Miami (1/13/24)

### FIELD GOALS ATTEMPTED

Season 23 vs. Miami (1/13/24)  
Career 23 vs. Miami (1/13/24)

### 3-PT. FIELD GOALS MADE

Season 6 vs. Clemson (1/10/24)  
Career 6 (3x), last vs. Clemson (1/10/24)

### 3-PT. FIELD GOALS ATTEMPTED

Season 13 vs. Miami (1/13/24)  
Career 13 vs. Miami (1/13/24)

### FREE THROWS MADE

Season 9 vs. South Carolina (11/10/23)  
Career 10 vs. Texas (3/18/22)

### FREE THROWS ATTEMPTED

Season 11 vs. South Carolina (11/10/23)  
Career 11 vs. South Carolina (11/10/23)

## CAREER STATS

SEASON	TEAM	GP-GS	MIN/AVG	FG-FGA	FG%	3FG-3FGA	3FG%	FT-FTA	FT%	OFF	DEF	TOT	AVG	PF-FO	A	TO	BLK	STL	PTS	AVG
2021-22	VT	36-0	464/12.9	62-145	.428	34-76	.447	36-40	.900	6	36	42	1.2	54-2	47	31	1	21	194	5.4
2022-23	VT	34-34	1212/35.6	179-430	.416	67-195	.344	85-99	.859	14	109	123	3.6	95-4	130	71	6	41	510	15.0
2023-24	VT	19-19	586/30.8	98-236	.415	38-103	.369	60-74	.811	9	68	77	4.1	42-1	86	67	1	16	294	15.5
<b>TOTAL</b>		<b>89-53</b>	<b>2261/25.4</b>	<b>339-811</b>	<b>.418</b>	<b>139-374</b>	<b>.372</b>	<b>181-213</b>	<b>.850</b>	<b>29</b>	<b>213</b>	<b>242</b>	<b>2.7</b>	<b>191-7</b>	<b>263</b>	<b>169</b>	<b>8</b>	<b>78</b>	<b>998</b>	<b>11.2</b>

- Enters Year 2 of starting at point guard for the Hokies. *Last name pronounced: puh-DOOL-uh*
- Should emerge as a key leader on and off the court for Tech.
- Averaged 35.6 minutes per game as a sophomore – a lot of responsibility and experience gained.
- Solid sharpshooter from downtown – shot over 40% from three 18 times as a freshman.
- Posted a career-high 25 points vs. Florida State on March 4, 2023.
- Guided Edmond Memorial to three state tournaments.
- Two-time all-state selection and COAC Offensive Player of the Year that averaged 17.6 points a game as a senior.
- Rated the 165th-best prospect in the 2021 class on 247Sports.
- Tabbed the second-best player in the state of Oklahoma and the 25th-best point guard nationally, according to 247Sports.
- Chose the Hokies over Minnesota and Oklahoma State.
- One of Dominic and Bernadette Pedulla's nine children. His siblings JJ, Edmund and Claire won state championships in high school basketball, while Brendan won a state championship in rugby.

## 2023-24 GAME-BY-GAME STATS

Opponent	Date	GS	MIN	Total		3-Pointers		Free throws		Rebounds				PF	A	TO	BLK	STL	PTS	AVG
				FG-FGA	PCT	3FG-3FGA	PCT	FT-FTA	PCT	OFF	DEF	TOT	AVG							
Coppin St.	11/06/2023	*	26:16	5-11	.455	3-7	.429	2-2	1.000	1	3	4	4.0	2	10	2	0	2	15	15.0
vs South Carolina	11/10/2023	*	38:29	7-13	.538	3-6	.500	9-11	.818	1	8	9	6.5	1	5	2	0	1	26	20.5
Campbell	11/15/2023	*	25:50	2-9	.222	0-3	.000	1-2	.500	0	2	2	5.0	4	5	1	0	2	5	15.3
Wofford	11/19/2023	*	23:01	9-16	.563	0-0	.000	1-2	.500	1	4	5	5.0	2	2	1	0	0	19	16.3
vs Boise St.	11/23/2023	*	36:08	5-16	.313	1-3	.333	7-8	.875	0	6	6	5.2	1	7	3	0	2	18	16.6
vs Iowa St.	11/24/2023	*	32:56	5-9	.556	5-7	.714	2-2	1.000	0	4	4	5.0	2	6	5	0	1	17	16.7
vs Fla. Atlantic	11/26/2023	*	27:02	5-16	.313	0-4	.000	1-1	1.000	0	1	1	4.4	2	1	2	0	0	11	15.9
at Auburn	11/29/2023	*	27:42	0-9	.000	0-2	.000	4-6	.667	1	1	2	4.1	1	1	7	0	1	4	14.4
Louisville	12/03/2023	*	26:19	2-6	.333	0-3	.000	4-6	.667	1	4	5	4.2	4	4	4	0	0	8	13.7
Vermont	12/16/2023	*	16:21	2-5	.400	1-4	.250	2-2	1.000	0	2	2	4.0	1	1	0	0	0	7	13.0
at Wake Forest	12/30/2023	*	19:26	2-8	.250	1-4	.250	0-0	.000	0	2	2	3.8	2	2	6	0	0	5	12.3
at Florida St.	01/06/2024	*	33:42	9-17	.529	3-6	.500	5-8	.625	0	2	2	3.7	4	2	4	0	0	26	13.4
Clemson	01/10/2024	*	34:33	9-16	.563	6-10	.600	8-8	1.000	0	4	4	3.7	0	7	2	0	4	32	14.8
Miami (FL)	01/13/2024	*	38:30	13-23	.565	5-13	.385	2-2	1.000	3	7	10	4.1	3	4	6	0	1	33	16.1
at Virginia	01/17/2024	*	32:47	6-16	.375	4-9	.444	2-2	1.000	1	5	6	4.3	2	5	7	0	0	18	16.3
at NC State	01/20/2024	*	36:11	5-10	.500	1-3	.333	2-3	.667	0	2	2	4.1	3	9	7	0	0	13	16.1
Boston College	01/23/2024	*	36:48	5-13	.385	2-7	.286	4-4	1.000	0	6	6	4.2	5	4	6	1	1	16	16.1
Georgia Tech	01/27/2024	*	35:25	3-8	.375	3-6	.500	0-0	.000	0	2	2	4.1	1	5	1	0	0	9	15.7
Duke	01/29/2024	*	38:28	4-15	.267	0-6	.000	4-5	.800	0	3	3	4.1	2	6	1	0	1	12	15.5
<b>Totals</b>			<b>19 585:54</b>	<b>98-236</b>	<b>.415</b>	<b>38-103</b>	<b>.369</b>	<b>60-74</b>	<b>.811</b>	<b>9</b>	<b>68</b>	<b>77</b>	<b>4.1</b>	<b>42</b>	<b>86</b>	<b>67</b>	<b>1</b>	<b>16</b>	<b>294</b>	<b>15.5</b>

## Player Averages

Games Played	Minutes/game	Points/game	FG Pct	3FG Pct	FT Pct	Rebounds/game	Assists/game	Turnovers/game	Assist/Turnover ratio	Steals/game	Blocks/game
19	30.8	15.5	41.5	36.9	81.1	4.1	4.5	3.5	1.3	0.8	0.1

## PRODUCTION TRACKER

	This Season	Career
Scored 10+ Points	13	49
Scored 20+ Points	4	11
Led Tech in Scoring	7	22
Made 3+ 3FGs	8	20
Led Tech in 3FGM	7	17
Shot over 40% from 3	7	40
Had a Double-Double	2	2
Had Multiple Assists	16	61
Had Multiple Steals	4	20



# 4 MEKHI LONG

**GRADUATE STUDENT** Forward | 6-7 | 200 | Leadership  
Bryans Road, Md. | Old Dominion



## SEASON/CAREER BESTS

**POINTS**  
Season 8 vs. Clemson (1/10/24)  
Career 25 vs. UMEs (11/7/22)

**REBOUNDS**  
Season 9 vs. FAU (11/26/23)  
Career 19 at Coastal Carolina (1/28/23)

**ASSISTS**  
Season 3 vs. Coppin State (11/6/23)  
Career 4 (3x), last vs. Va. Wesleyan (11/14/22)

**BLOCKS**  
Season 2 (2x), last vs. Clemson (1/10/24)  
Career 4 vs. Longwood (11/26/21)

**STEALS**  
Season 2 (3x), last vs. Louisville (12/3/23)  
Career 5 vs. UAB (2/13/22)

**MINUTES**  
Season 27 vs. Louisville (12/3/23)  
Career 42 at Georgia Southern (1/7/23)

**FIELD GOALS MADE**  
Season 4 vs. Clemson (1/10/24)  
Career 7 (3x), last at Coastal Carolina (1/28/23)

**FIELD GOALS ATTEMPTED**  
Season 9 vs. Clemson (1/10/24)  
Career 14 at App State (2/18/23)

**3-PT. FIELD GOALS MADE**  
Season -  
Career 3 (3x), last vs. Gardner-Webb (12/10/22)

**3-PT. FIELD GOALS ATTEMPTED**  
Season 2 (2x), last vs. Iowa State (11/24/23)  
Career 6 vs. James Madison (2/2/23)

**FREE THROWS MADE**  
Season 3 at Auburn (11/29/23)  
Career 10 vs. UMEs (11/7/22)

**FREE THROWS ATTEMPTED**  
Season 5 at Auburn (11/29/23)  
Career 11 at Georgia Southern (1/7/23)

- Versatile wing who has a knack for rebounding.
- Led the Sun Belt in double-doubles last season with 11.
- Averaged 10.7 points and 8.7 rebounds per game at ODU in 2022-23.
- Totaled 10 points and 11 rebounds against the Hokies in the Charleston Classic.

## 2023-24 GAME-BY-GAME STATS

Opponent	Date	GS	MIN	Total		3-Pointers		Free throws		Rebounds				PF	A	TO	BLK	STL	PTS	AVG
				FG-FGA	PCT	3FG-3FGA	PCT	FT-FTA	PCT	OFF	DEF	TOT	AVG							
Coppin St.	11/06/2023		22:06	2-4	.500	0-1	.000	2-4	.500	1	3	4	4.0	3	3	0	0	2	6	6.0
vs South Carolina	11/10/2023		22:51	3-5	.600	0-0	.000	0-1	.000	1	0	1	2.5	3	2	0	0	2	6	6.0
Campbell	11/15/2023		13:05	0-2	.000	0-0	.000	1-2	.500	1	1	2	2.3	2	0	1	0	0	1	4.3
Wofford	11/19/2023		18:08	2-5	.400	0-2	.000	2-2	1.000	0	3	3	2.5	5	1	2	0	1	6	4.8
vs Boise St.	11/23/2023		11:55	2-2	1.000	0-0	.000	0-0	.000	1	4	5	3.0	3	1	1	0	0	4	4.6
vs Iowa St.	11/24/2023		23:59	1-4	.250	0-2	.000	2-2	1.000	1	7	8	3.8	2	1	2	0	0	4	4.5
vs Fla. Atlantic	11/26/2023		22:59	1-5	.200	0-0	.000	0-0	.000	2	7	9	4.6	2	1	2	0	0	2	4.1
at Auburn	11/29/2023		18:23	1-2	.500	0-0	.000	3-5	.600	3	4	7	4.9	5	0	2	0	0	5	4.3
Louisville	12/03/2023		27:20	1-3	.333	0-1	.000	2-4	.500	2	6	8	5.2	0	1	1	0	2	4	4.2
Valparaiso	12/09/2023	*	20:50	3-4	.750	0-0	.000	0-2	.000	4	2	6	5.3	1	2	2	0	1	6	4.4
Vermont	12/16/2023	*	15:45	1-5	.200	0-1	.000	0-0	.000	1	6	7	5.5	4	1	0	0	0	2	4.2
American	12/21/2023	*	19:23	1-1	1.000	0-0	.000	0-0	.000	0	4	4	5.3	1	2	1	0	0	2	4.0
at Wake Forest	12/30/2023	*	18:58	2-3	.667	0-1	.000	1-4	.250	2	3	5	5.3	2	0	2	1	0	5	4.1
at Florida St.	01/06/2024	*	18:58	1-3	.333	0-1	.000	2-4	.500	0	4	4	5.2	3	1	1	2	0	4	4.1
Clemson	01/10/2024		20:29	4-9	.444	0-1	.000	0-0	.000	3	4	7	5.3	1	0	2	2	0	8	4.3
Miami (FL)	01/13/2024		15:03	0-0	.000	0-0	.000	0-0	.000	0	3	3	5.2	1	1	1	1	0	0	4.1
at Virginia	01/17/2024		08:39	1-3	.333	0-1	.000	0-0	.000	0	2	2	5.0	0	0	0	0	0	2	3.9
at NC State	01/20/2024		13:42	0-2	.000	0-1	.000	0-0	.000	0	3	3	4.9	3	1	0	0	0	0	3.7
<b>Totals</b>			<b>5 332:34</b>	<b>26-62</b>	<b>.419</b>	<b>0-12</b>	<b>.000</b>	<b>15-30</b>	<b>.500</b>	<b>22</b>	<b>66</b>	<b>88</b>	<b>4.9</b>	<b>41</b>	<b>18</b>	<b>20</b>	<b>6</b>	<b>8</b>	<b>67</b>	<b>3.7</b>

## Player Averages

Games Played	Minutes/game	Points/game	FG Pct	3FG Pct	FT Pct	Rebounds/game	Assists/game	Turnovers/game	Assist/Turnover ratio	Steals/game	Blocks/game
18	18.5	3.7	41.9	0.0	50.0	4.9	1.0	1.1	0.9	0.4	0.3

## PRODUCTION TRACKER

	This Season	Career
Scored 10+ Points	-	29
Led Tech in Scoring	-	-
Had 10+ Rebounds	-	19
Led Tech in Rebounding	5	5
Had a Double-Double	-	13
Had Multiple Blocks	2	14
Led Tech in Blocks	2	2
Shot over 50% from the floor	7	31
Shot 5+ Free Throws	1	13



## CAREER STATS

SEASON	TEAM	GP-GS	MIN/AVG	FG-FGA	FG%	3FG-3FGA	3FG%	FT-FTA	FT%	OFF	DEF	TOT	AVG	PF-FO	A	TO	BLK	STL	PTS	AVG
2019-20	URI	30-1	395/13.2	31-93	.333	7-24	.292	23-42	.548	28	41	69	2.3	55-2	5	20	7	21	92	3.1
2020-21	ODU	19-3	329/17.3	31-79	.392	7-25	.280	20-31	.645	20	44	64	3.4	28-0	12	9	5	13	89	4.7
2021-22	ODU	32-31	1046/32.7	89-207	.430	9-36	.250	77-118	.653	78	141	219	6.8	83-3	46	46	25	52	264	8.3
2022-23	ODU	30-29	981/32.7	106-242	.438	28-78	.359	82-124	.661	73	188	261	8.7	78-1	38	50	16	46	322	10.7
2023-24	VT	18-5	333/18.5	26-62	.419	0-12	.000	15-30	.500	22	66	88	4.9	41-2	18	20	6	8	67	3.7
<b>TOTAL FOR VT</b>		<b>18-5</b>	<b>333/18.5</b>	<b>26-62</b>	<b>.419</b>	<b>0-12</b>	<b>.000</b>	<b>15-30</b>	<b>.500</b>	<b>22</b>	<b>66</b>	<b>88</b>	<b>4.9</b>	<b>41-2</b>	<b>18</b>	<b>20</b>	<b>6</b>	<b>8</b>	<b>67</b>	<b>3.7</b>
<b>TOTAL</b>		<b>129-69</b>	<b>3083/23.9</b>	<b>283-683</b>	<b>.414</b>	<b>51-175</b>	<b>.291</b>	<b>217-345</b>	<b>.629</b>	<b>221</b>	<b>480</b>	<b>701</b>	<b>5.4</b>	<b>285-8</b>	<b>119</b>	<b>145</b>	<b>59</b>	<b>140</b>	<b>834</b>	<b>6.5</b>



# 5 PATRICK WESSLER

R-FRESHMAN Center | 7-0 | 245 | Marketing Management  
 Matthews, North Carolina | Combine Academy



## SEASON/CAREER BESTS

### POINTS

Season 4 vs. American (12/21/23)  
 Career 4 vs. American (12/21/23)

### REBOUNDS

Season 2 (3x), last vs. American (12/21/23)  
 Career 2 (3x), last vs. American (12/21/23)

### ASSISTS

Season 1 vs. FAU (11/26/23)  
 Career 1 vs. FAU (11/26/23)

### BLOCKS

Season 1 (3x), last at Wake Forest (12/30/23)  
 Career 1 (3x), last at Wake Forest (12/30/23)

### STEALS

Season -  
 Career -

### MINUTES

Season 7 vs. American (12/21/23)  
 Career 7 vs. American (12/21/23)

### FIELD GOALS MADE

Season 2 vs. American (12/21/23)  
 Career 2 vs. American (12/21/23)

### FIELD GOALS ATTEMPTED

Season 3 vs. American (12/21/23)  
 Career 3 vs. American (12/21/23)

### 3-PT. FIELD GOALS MADE

Season -  
 Career -

### 3-PT. FIELD GOALS ATTEMPTED

Season 1 at Wake Forest (12/30/23)  
 Career 1 at Wake Forest (12/30/23)

### FREE THROWS MADE

Season 1 (2x), last vs. Vermont (12/16/23)  
 Career 1 (2x), last vs. Vermont (12/16/23)

### FREE THROWS ATTEMPTED

Season 2 (2x), last vs. Vermont (12/16/23)  
 Career 2 (2x), last vs. Vermont (12/16/23)

## CAREER STATS

SEASON	TEAM	GP-GS	MIN/AVG	FG-FGA	FG%	3FG-3FGA	3FG%	FT-FTA	FT%	OFF	DEF	TOT	AVG	PF-FO	A	TO	BLK	STL	PTS	AVG
2023-24	VT	7-0	23/3.3	3-8	.375	0-1	.000	2-4	.500	2	6	8	1.1	2-0	1	0	3	0	8	1.1
<b>TOTAL</b>		<b>7-0</b>	<b>23/3.3</b>	<b>3-8</b>	<b>.375</b>	<b>0-1</b>	<b>.000</b>	<b>2-4</b>	<b>.500</b>	<b>2</b>	<b>6</b>	<b>8</b>	<b>1.1</b>	<b>2-0</b>	<b>1</b>	<b>0</b>	<b>3</b>	<b>0</b>	<b>8</b>	<b>1.1</b>

- Has made great strides in his conditioning. *Last name pronounced: WES-ler*
- Redshirted the 2022-23 season.
- Invited to the Allen Iverson 24K Showcase game in Memphis.
- Played his final two seasons at Combine Academy where he guided the program to a state championship in 2021-22.
- Averaged 18 points, 14 rebounds and 2.3 blocks as a senior, while Combine ended the season ranked No. 20 in the country with a 25-5 record.
- Named 2020-21 HoopState Network Sixth Man of the Year.
- Played his freshman and sophomore seasons at David W. Butler High School in Matthews, N.C.
- Southwestern 4A Conference Player of the Year.
- Competed for CC Elite on the AAU circuit.
- Rated the 148th-best prospect in the 2022 class by 247Sports; Tabbed the third-best player in the state of North Carolina and the 24th-best center nationally, according to 247Sports.
- Chose the Hokies over Providence, Southern Cal, NC State and Ole Miss.

## 2023-24 GAME-BY-GAME STATS

Opponent	Date	GS	MIN	Total		3-Pointers		Free throws		Rebounds				PF A TO BLK STL PTS AVG						
				FG-FGA	PCT	3FG-3FGA	PCT	FT-FTA	PCT	OFF	DEF	TOT	AVG	PF	A	TO	BLK	STL	PTS	AVG
vs Fla. Atlantic at Auburn	11/26/2023		01:46	0-0	.000	0-0	.000	1-2	.500	0	1	1	1.0	0	1	0	0	0	1	1.0
Valparaiso	11/29/2023		01:32	0-1	.000	0-0	.000	0-0	.000	0	1	1	1.0	0	0	0	0	0	0	0.5
Vermont	12/09/2023		01:51	0-1	.000	0-0	.000	0-0	.000	1	1	2	1.3	0	0	0	0	0	0	0.3
American	12/16/2023		05:49	1-2	.500	0-0	.000	1-2	.500	0	2	2	1.5	0	0	0	1	0	3	1.0
at Wake Forest	12/21/2023		06:53	2-3	.667	0-0	.000	0-0	.000	1	1	2	1.6	1	0	0	1	0	4	1.6
Georgia Tech	12/30/2023		03:57	0-1	.000	0-1	.000	0-0	.000	0	0	0	1.3	1	0	0	1	0	0	1.3
Totals		0	22:59	3-8	.375	0-1	.000	2-4	.500	2	6	8	1.1	2	1	0	3	0	8	1.1

## Player Averages

Games Played	Minutes/game	Points/game	FG Pct	3FG Pct	FT Pct	Rebounds/game	Assists/game	Turnovers/game	Assist/Turnover ratio	Steals/game	Blocks/game
7	3.3	1.1	37.5	0.0	50.0	1.1	0.1	0.0	1.0	0.0	0.4

## PRODUCTION TRACKER

	This Season
Scored 10+ Points	-
Had 5+ Rebounds	-
Had Multiple Blocks	-
Led Tech in Blocks	1
Had Multiple Steals	-
Shot over 50% from the floor	2
Played 10+ Minutes	-
Shot 5+ Free Throws	-
Had Multiple Dunks	-



# 10 BRANDON RECHSTEINER

FRESHMAN Guard | 6-1 | 185 | Business  
Acworth, Georgia | Etowah



## SEASON/CAREER BESTS

### POINTS

Season 12 vs. Coppin State (11/6/23)  
Career 12 vs. Coppin State (11/6/23)

### REBOUNDS

Season 4 at Wake Forest (12/30/23)  
Career 4 at Wake Forest (12/30/23)

### ASSISTS

Season 11 vs. American (12/21/23)  
Career 11 vs. American (12/21/23)

### BLOCKS

Season -  
Career -

### STEALS

Season 1 (4x), last at Florida State (1/6/24)  
Career 1 (4x), last at Florida State (1/6/24)

### MINUTES

Season 30 vs. American (12/21/23)  
Career 30 vs. American (12/21/23)

### FIELD GOALS MADE

Season 3 vs. Coppin State (11/6/23)  
Career 3 vs. Coppin State (11/6/23)

### FIELD GOALS ATTEMPTED

Season 6 vs. Valparaiso (12/9/23)  
Career 6 vs. Valparaiso (12/9/23)

### 3-PT. FIELD GOALS MADE

Season 2 (2x), last vs. Wofford (11/19/23)  
Career 2 (2x), last vs. Wofford (11/19/23)

### 3-PT. FIELD GOALS ATTEMPTED

Season 6 vs. Valparaiso (12/9/23)  
Career 6 vs. Valparaiso (12/9/23)

### FREE THROWS MADE

Season 4 vs. Coppin State (11/6/23)  
Career 4 vs. Coppin State (11/6/23)

### FREE THROWS ATTEMPTED

Season 4 vs. Coppin State (11/6/23)  
Career 4 vs. Coppin State (11/6/23)

## CAREER STATS

SEASON	TEAM	GP-GS	MIN/AVG	FG-FGA	FG%	3FG-3FGA	3FG%	FT-FTA	FT%	OFF	DEF	TOT	AVG	PF-FO	A	TO	BLK	STL	PTS	AVG
2023-24	VT	19-2	208/10.9	14-37	.378	7-27	.259	6-8	.750	2	14	16	0.8	13-0	30	17	0	4	41	2.2
<b>TOTAL</b>		<b>19-2</b>	<b>208/10.9</b>	<b>14-37</b>	<b>.378</b>	<b>7-27</b>	<b>.259</b>	<b>6-8</b>	<b>.750</b>	<b>2</b>	<b>14</b>	<b>16</b>	<b>0.8</b>	<b>13-0</b>	<b>30</b>	<b>17</b>	<b>0</b>	<b>4</b>	<b>41</b>	<b>2.2</b>

- Wakes up at 4:50 a.m. almost every day *Last name pronounced: WRECK-stine-er*
- Sharpshooter who should flourish on the offensive side in Coach Young's system.
- A four-year letterwinner at Etowah where he was coached by Jason Dasinger
- All-state and team captain as a junior and senior.
- Averaged 18 points, 5.3 rebounds, 5.1 assists and 2.8 steals per game as a senior, guiding Etowah to the GHSA Class 6A Final Four.
- GACA/GBCA 6A North Player of the Year.
- Reached 1,000 career points on Jan. 14, 2023.
- Consensus four-star recruit.
- Rated the 87th-best prospect in the 2023 class on 247Sports.
- Tabbed the second-best point guard in the state of Georgia and the 15th-best point guard nationally, according to 247Sports.
- Chose the Hokies over Gonzaga, Tennessee, Miami (Fla.), LSU, Xavier, Clemson and Notre Dame.
- Father, Scott, is a professional wrestler; goes by Scott Steiner and Big Poppa Pump.
- Brother, Brock, is a wide receiver for Jacksonville State.

## 2023-24 GAME-BY-GAME STATS

Opponent	Date	GS	MIN	Total		3-Pointers		Free throws		Rebounds				PF	A	TO	BLK	STL	PTS	AVG
				FG-FGA	PCT	3FG-3FGA	PCT	FT-FTA	PCT	OFF	DEF	TOT	AVG							
Coppin St.	11/06/2023		11:24	3-4	.750	2-3	.667	4-4	1.000	1	1	2	2.0	0	3	0	0	1	12	12.0
vs South Carolina	11/10/2023		01:31	0-1	.000	0-1	.000	0-0	.000	0	0	0	1.0	0	0	0	0	0	6.0	
Campbell	11/15/2023		14:10	0-1	.000	0-0	.000	0-0	.000	0	0	0	0.7	1	2	0	0	0	4.0	
Wofford	11/19/2023		15:32	2-4	.500	2-4	.500	0-0	.000	0	1	1	0.8	0	2	0	0	0	6.45	
vs Boise St.	11/23/2023		03:52	0-0	.000	0-0	.000	0-0	.000	0	1	1	0.8	0	0	0	0	0	3.6	
vs Iowa St.	11/24/2023		07:04	0-1	.000	0-1	.000	0-0	.000	0	0	0	0.7	1	1	0	0	0	3.0	
vs Fla. Atlantic	11/26/2023		09:14	1-2	.500	1-1	1.000	0-1	.000	0	0	0	0.6	1	1	0	0	3	3.0	
at Auburn	11/29/2023		12:18	1-2	.500	0-1	.000	0-0	.000	1	0	1	0.6	2	2	1	0	0	2.9	
Louisville	12/03/2023		03:31	0-0	.000	0-0	.000	0-0	.000	0	0	0	0.6	0	1	0	0	0	2.6	
Valparaiso	12/09/2023	*	27:57	1-6	.167	1-6	.167	2-2	1.000	0	1	1	0.6	1	3	3	0	1	5	2.8
Vermont	12/16/2023		23:39	2-4	.500	1-3	.333	0-0	.000	0	2	2	0.7	2	3	0	0	1	5	3.0
American	12/21/2023	*	30:22	1-4	.250	0-2	.000	0-1	.000	0	0	0	0.7	2	11	2	0	0	2	2.9
at Wake Forest	12/30/2023		20:34	2-3	.667	0-1	.000	0-0	.000	0	4	4	0.9	1	1	3	0	0	4	3.0
at Florida St.	01/06/2024		06:18	0-1	.000	0-1	.000	0-0	.000	0	0	0	0.9	1	0	1	0	1	0	2.8
Clemson	01/10/2024		05:27	1-2	.500	0-1	.000	0-0	.000	0	1	1	0.9	0	0	0	0	0	2	2.7
Miami (FL)	01/13/2024		03:56	0-0	.000	0-0	.000	0-0	.000	0	0	0	0.8	1	0	2	0	0	0	2.6
at Virginia	01/17/2024		07:13	0-1	.000	0-1	.000	0-0	.000	0	2	2	0.9	0	0	0	0	0	0	2.4
at NC State	01/20/2024		02:24	0-0	.000	0-0	.000	0-0	.000	0	1	1	0.9	0	0	4	0	0	0	2.3
Georgia Tech	01/27/2024		01:32	0-1	.000	0-1	.000	0-0	.000	0	0	0	0.8	0	0	0	0	0	0	2.2
<b>Totals</b>		<b>2</b>	<b>207:59</b>	<b>14-37</b>	<b>.378</b>	<b>7-27</b>	<b>.259</b>	<b>6-8</b>	<b>.750</b>	<b>2</b>	<b>14</b>	<b>16</b>	<b>0.8</b>	<b>13</b>	<b>30</b>	<b>17</b>	<b>0</b>	<b>4</b>	<b>41</b>	<b>2.2</b>

## Player Averages

Games Played	Minutes/game	Points/game	FG Pct	3FG Pct	FT Pct	Rebounds/game	Assists/game	Turnovers/game	Assist/Turnover ratio	Steals/game	Blocks/game
19	10.9	2.2	37.8	25.9	75.0	0.8	1.6	0.9	1.8	0.2	0.0

## PRODUCTION TRACKER

	This Season
Scored 10+ Points	1
Made Multiple 3FGs	2
Made 3+ 3FGs	-
Led Tech in 3FGM	1
Shot over 40% from 3	3
Played 10+ Minutes	8
Had Multiple Assists	7
Led Tech in Assists	5
Had Multiple Steals	-



# 11 JOHN CAMDEN

**R-SOPHOMORE** Forward | 6-8 | 220 | Business Management  
 Downingtown, Pennsylvania | Memphis



- Will be a versatile wing for Coach Young, who can play the 3 and the 4.
- Transferred from Memphis; battled a right foot injury most of freshman season.
- Chose the Hokies over LSU during the transfer process.
- Played senior season at Brewster Academy in Wolfeboro, N.H.
- Was rated a four-star recruit and the 90th-ranked player in the nation by Rivals.
- Averaged 15.8 points per game as a junior at Archbishop Carroll (Pa.) in 2019-20.
- Father, Tex, graduated from Virginia Tech in 1993.
- Sisters, Meg and Heather, played lacrosse at Ohio State and Drexel, respectively.
- Other older sister, Anna, plays basketball at Richmond.

## SEASON/CAREER BESTS

### POINTS

Season 9 at Auburn (11/29/23)  
 Career 9 at Auburn (11/29/23)

### REBOUNDS

Season 6 at Auburn (11/29/23)  
 Career 6 (2x), last at Auburn (11/29/23)

### ASSISTS

Season 1 (2x), last vs. Georgia Tech (1/27/24)  
 Career 3 vs. Syracuse (1/28/23)

### BLOCKS

Season -  
 Career 1 (2x), last at Virginia (1/18/23)

### STEALS

Season 1 at Auburn (11/29/23)  
 Career 1 at Auburn (11/29/23)

### MINUTES

Season 15 at Auburn (11/29/23)  
 Career 27 vs. Syracuse (1/28/23)

### FIELD GOALS MADE

Season 2 at Auburn (11/29/23)  
 Career 3 vs. Syracuse (1/28/23)

### FIELD GOALS ATTEMPTED

Season 4 at Auburn (11/29/23)  
 Career 8 vs. Syracuse (1/28/23)

### 3-PT. FIELD GOALS MADE

Season 2 at Auburn (11/29/23)  
 Career 2 (2x), last at Auburn (11/29/23)

### 3-PT. FIELD GOALS ATTEMPTED

Season 3 (2x), last vs. Vermont (12/16/23)  
 Career 5 vs. Syracuse (1/28/23)

### FREE THROWS MADE

Season 3 at Auburn (11/29/23)  
 Career 3 (2x), last at Auburn (11/29/23)

### FREE THROWS ATTEMPTED

Season 5 at Auburn (11/29/23)  
 Career 5 (2x), last at Auburn (11/29/23)

## 2023-24 GAME-BY-GAME STATS

Opponent	Date	GS	MIN	Total		3-Pointers		Free throws		Rebounds			PF	A	TO	BLK	STL	PTS	AVG	
				FG-FGA	PCT	3FG-3FGA	PCT	FT-FTA	PCT	OFF	DEF	TOT								AVG
Coppin St.	11/06/2023		05:36	1-2	.500	1-1	1.000	0-0	.000	0	2	2	2.0	0	0	1	0	0	3	3.0
Wofford	11/19/2023		03:13	1-2	.500	1-2	.500	0-0	.000	0	1	1	1.5	0	0	0	0	0	3	3.0
vs Fla. Atlantic	11/26/2023		04:29	1-2	.500	1-1	1.000	0-0	.000	0	0	0	1.0	0	0	1	0	0	3	3.0
at Auburn	11/29/2023		15:01	2-4	.500	2-3	.667	3-5	.600	2	4	6	2.3	2	1	1	0	1	9	4.5
Valparaiso	12/09/2023		02:32	0-2	.000	0-1	.000	0-0	.000	2	0	2	2.2	1	0	0	0	0	0	3.6
Vermont	12/16/2023		13:51	1-3	.333	1-3	.333	0-0	.000	0	2	2	2.2	0	0	1	0	0	3	3.5
American	12/21/2023		05:34	0-1	.000	0-1	.000	0-0	.000	0	0	0	1.9	0	0	1	0	0	0	3.0
Georgia Tech	01/27/2024		01:11	1-1	1.000	1-1	1.000	0-0	.000	0	1	1	1.8	0	1	0	0	0	3	3.0
<b>Totals</b>		<b>0</b>	<b>51:27</b>	<b>7-17</b>	<b>.412</b>	<b>7-13</b>	<b>.538</b>	<b>3-5</b>	<b>.600</b>	<b>4</b>	<b>10</b>	<b>14</b>	<b>1.8</b>	<b>3</b>	<b>2</b>	<b>5</b>	<b>0</b>	<b>1</b>	<b>24</b>	<b>3.0</b>

## Player Averages

Games Played	Minutes/game	Points/game	FG Pct	3FG Pct	FT Pct	Rebounds/game	Assists/game	Turnovers/game	Assist/Turnover ratio	Steals/game	Blocks/game
8	6.4	3.0	41.2	53.8	60.0	1.8	0.3	0.6	0.4	0.1	0.0

## PRODUCTION TRACKER

	This Season	Career
Scored 5+ Points	1	4
Scored 10+ Points	-	-
Made Multiple 3FGs	1	2
Made 3+ 3FGs	-	-
Led Tech in 3FGM	1	1
Shot over 40% from 3	5	8
Played 5+ Minutes	4	16
Had Multiple Assists	-	1
Had Multiple Steals	-	-



## CAREER STATS

SEASON	TEAM	GP-GS	MIN/AVG	FG-FGA	FG%	3FG-3FGA	3FG%	FT-FTA	FT%	OFF	DEF	TOT	AVG	PF	FO	A	TO	BLK	STL	PTS	AVG
2021-22	Mem	1-0	2/1.7	0-0	.000	0-0	.000	0-0	.000	0	1	1	1.0	0-0	0	0	0	0	0	0	0.0
2022-23	VT	23-0	183/8.0	9-36	.250	6-26	.231	5-9	.556	6	16	22	1.0	17-0	4	2	2	0	29	1.3	
2023-24	VT	8-0	51/6.4	7-17	.412	7-13	.538	3-5	.600	4	10	14	1.8	3-0	2	5	0	1	24	3.0	
<b>TOTAL FOR VT</b>		<b>31-0</b>	<b>235/7.6</b>	<b>16-53</b>	<b>.302</b>	<b>13-39</b>	<b>.333</b>	<b>8-14</b>	<b>.571</b>	<b>10</b>	<b>26</b>	<b>36</b>	<b>1.2</b>	<b>20-0</b>	<b>6</b>	<b>7</b>	<b>2</b>	<b>1</b>	<b>53</b>	<b>1.7</b>	
<b>TOTAL</b>		<b>32-0</b>	<b>236/7.4</b>	<b>16-53</b>	<b>.302</b>	<b>13-39</b>	<b>.333</b>	<b>8-14</b>	<b>.571</b>	<b>10</b>	<b>27</b>	<b>37</b>	<b>1.2</b>	<b>20-0</b>	<b>6</b>	<b>7</b>	<b>2</b>	<b>1</b>	<b>53</b>	<b>1.7</b>	

# 13 JAYDON YOUNG

**FRESHMAN** Guard | 6-4 | 205 | Sports Media and Analytics  
 Goldsboro, North Carolina | Greensboro Day



## SEASON/CAREER BESTS

### POINTS

Season 9 at Auburn (11/29/23)  
 Career 9 at Auburn (11/29/23)

### REBOUNDS

Season 3 vs. Valparaiso (12/9/23)  
 Career 3 vs. Valparaiso (12/9/23)

### ASSISTS

Season 5 vs. Coppin State (11/6/23)  
 Career 5 vs. Coppin State (11/6/23)

### BLOCKS

Season -  
 Career -

### STEALS

Season 2 vs. Coppin State (11/6/23)  
 Career 2 vs. Coppin State (11/6/23)

### MINUTES

Season 24 at Auburn (11/29/23)  
 Career 24 at Auburn (11/29/23)

### FIELD GOALS MADE

Season 3 at Auburn (11/29/23)  
 Career 3 at Auburn (11/29/23)

### FIELD GOALS ATTEMPTED

Season 6 at Auburn (11/29/23)  
 Career 6 at Auburn (11/29/23)

### 3-PT. FIELD GOALS MADE

Season 3 at Auburn (11/29/23)  
 Career 3 at Auburn (11/29/23)

### 3-PT. FIELD GOALS ATTEMPTED

Season 4 at Auburn (11/29/23)  
 Career 4 at Auburn (11/29/23)

### FREE THROWS MADE

Season 2 vs. Coppin State (11/6/23)  
 Career 2 vs. Coppin State (11/6/23)

### FREE THROWS ATTEMPTED

Season 2 vs. Coppin State (11/6/23)  
 Career 2 vs. Coppin State (11/6/23)

## CAREER STATS

SEASON	TEAM	GP-GS	MIN/AVG	FG-FGA	FG%	3FG-3FGA	3FG%	FT-FTA	FT%	OFF	DEF	TOT	AVG	PF-FO	A	TO	BLK	STL	PTS	AVG
2023-24	VT	14-0	118/8.4	7-25	.280	7-18	.389	2-2	1.000	0	11	11	0.8	5-0	13	5	0	4	23	1.6
<b>TOTAL</b>		<b>14-0</b>	<b>118/8.4</b>	<b>7-25</b>	<b>.280</b>	<b>7-18</b>	<b>.389</b>	<b>2-2</b>	<b>1.000</b>	<b>0</b>	<b>11</b>	<b>11</b>	<b>0.8</b>	<b>5-0</b>	<b>13</b>	<b>5</b>	<b>0</b>	<b>4</b>	<b>23</b>	<b>1.6</b>

- A four-year letterwinner at Greensboro Day under the winningest coach in North Carolina basketball history, Freddy Johnson.
- Three-time all-state, four-time all-conference and three-time conference player of the year.
- Eclipsed 2,000 career points in November 2022.
- Guided Greensboro Day to its 12th NCISAA state title as a senior.
- Four-star recruit according to ESPN.
- Rated the eighth-best player in the state of North Carolina, according to 247Sports.
- Chose the Hokies over Clemson, Virginia, Pitt, NC State and North Carolina A&T.
- Father, Victor, played college basketball at Mount Olive, advancing to the Elite 8 in 2005; played professionally overseas as well.

## 2023-24 GAME-BY-GAME STATS

Opponent	Date	GS	MIN	Total		3-Pointers		Free throws		Rebounds				PF	A	TO	BLK	STL	PTS	AVG
				FG-FGA	PCT	3FG-3FGA	PCT	FT-FTA	PCT	OFF	DEF	TOT	AVG							
Coppin St.	11/06/2023		13:39	2-4	.500	2-3	.667	2-2	1.000	0	2	2	2.0	0	5	1	0	2	8	8.0
Campbell	11/15/2023		12:15	0-4	.000	0-2	.000	0-0	.000	0	0	0	1.0	0	1	0	0	0	0	4.0
Wofford	11/19/2023		03:57	0-1	.000	0-1	.000	0-0	.000	0	1	1	1.0	1	1	0	0	0	0	2.7
vs Boise St.	11/23/2023		03:09	0-0	.000	0-0	.000	0-0	.000	0	0	0	0.0	0	0	0	0	0	0	2.0
vs Fla. Atlantic	11/26/2023		05:32	0-1	.000	0-1	.000	0-0	.000	0	0	0	0.6	1	1	1	0	0	0	1.6
at Auburn	11/29/2023		24:22	3-6	.500	3-4	.750	0-0	.000	0	1	1	0.7	1	1	1	0	1	9	2.8
Louisville	12/03/2023		03:06	0-0	.000	0-0	.000	0-0	.000	0	0	0	0.6	0	0	0	0	0	0	2.4
Valparaiso	12/09/2023		11:17	0-2	.000	0-1	.000	0-0	.000	0	3	3	0.9	1	0	1	0	1	0	2.1
Vermont	12/16/2023		18:44	2-4	.500	2-3	.667	0-0	.000	0	1	1	0.9	0	1	0	0	0	6	2.6
American	12/21/2023		05:08	0-1	.000	0-1	.000	0-0	.000	0	0	0	0.8	0	1	0	0	0	0	2.3
at Wake Forest	12/30/2023		03:40	0-0	.000	0-0	.000	0-0	.000	0	1	1	0.8	0	1	0	0	0	0	2.1
Clemson	01/10/2024		05:30	0-0	.000	0-0	.000	0-0	.000	0	1	1	0.8	0	0	0	0	0	0	1.9
Miami (FL)	01/13/2024		06:27	0-2	.000	0-2	.000	0-0	.000	0	0	0	0.8	0	0	1	0	0	0	1.8
Georgia Tech	01/27/2024		01:32	0-0	.000	0-0	.000	0-0	.000	0	1	1	0.8	1	1	0	0	0	0	1.6
<b>Totals</b>		<b>0</b>	<b>118:18</b>	<b>7-25</b>	<b>.280</b>	<b>7-18</b>	<b>.389</b>	<b>2-2</b>	<b>1.000</b>	<b>0</b>	<b>11</b>	<b>11</b>	<b>0.8</b>	<b>5</b>	<b>13</b>	<b>5</b>	<b>0</b>	<b>4</b>	<b>23</b>	<b>1.6</b>

## Player Averages

Games Played	Minutes/game	Points/game	FG Pct	3FG Pct	FT Pct	Rebounds/game	Assists/game	Turnovers/game	Assist/Turnover ratio	Steals/game	Blocks/game
14	8.4	1.6	28.0	38.9	100.0	0.8	0.9	0.4	2.6	0.3	0.0

## PRODUCTION TRACKER

	This Season
Scored 10+ Points	-
Made Multiple 3FGs	3
Made 3+ 3FGs	1
Led Tech in 3FGM	2
Shot over 40% from 3	3
Played 10+ Minutes	5
Had Multiple Assists	1
Led Tech in Assists	1
Had Multiple Steals	1



# 15 LYNN KIDD

SENIOR Center | 6-10 | 235 | Sociology  
Gainesville, Florida | Clemson



## SEASON/CAREER BESTS

### POINTS

Season 31 vs. American (12/21/23)  
Career 31 vs. American (12/21/23)

### REBOUNDS

Season 15 vs. Campbell (11/15/23)  
Career 15 vs. Campbell (11/15/23)

### ASSISTS

Season 3 (4x), last at NC State (1/20/24)  
Career 3 (5x), last at NC State (1/20/24)

### BLOCKS

Season 2 (2x), last vs. Clemson (1/10/24)  
Career 2 (6x), last vs. Clemson (1/10/24)

### STEALS

Season 2 (4x), last vs. Boston College (1/23/24)  
Career 2 (5x), last vs. Boston College (1/23/24)

### MINUTES

Season 29 (2x), last at Wake Forest (12/30/23)  
Career 29 (2x), last at Wake Forest (12/30/23)

### FIELD GOALS MADE

Season 14 vs. American (12/21/23)  
Career 14 vs. American (12/21/23)

### FIELD GOALS ATTEMPTED

Season 15 (2x), last at Wake Forest (12/30/23)  
Career 15 (2x), last at Wake Forest (12/30/23)

### 3-PT. FIELD GOALS MADE

Season -  
Career -

### 3-PT. FIELD GOALS ATTEMPTED

Season -  
Career -

### FREE THROWS MADE

Season 9 vs. Vermont (12/16/23)  
Career 9 vs. Vermont (12/16/23)

### FREE THROWS ATTEMPTED

Season 11 vs. Vermont (12/16/23)  
Career 11 vs. Vermont (12/16/23)

- Has had two terrific summers of offseason development.
- Rebounding continues to be a point of emphasis for him.
- Played in seven games, totaling eight points in 33 minutes of action as a freshman at Clemson.
- Reclassified from the 2021 recruiting class to 2020.
- No. 77 overall prospect on ESPN's Top-100 list of high school juniors; four-star recruit.
- Chose Clemson over Virginia Tech, Miami, Wake Forest, Auburn and Florida during his initial recruitment.

## 2023-24 GAME-BY-GAME STATS

Opponent	Date	GS	MIN	Total		3-Pointers		Free throws		Rebounds				PF	A	TO	BLK	STL	PTS	AVG	
				FG-FGA	PCT	3FG-3FGA	PCT	FT-FTA	PCT	OFF	DEF	TOT	AVG								
Coppin St.	11/06/2023	*	22:53	6-6	1.000	0-0	.000	2-5	.400	3	8	11	11.0	1	0	3	1	0	14	14.0	
vs South Carolina	11/10/2023	*	26:28	5-7	.714	0-0	.000	2-2	1.000	1	5	6	8.5	2	2	2	0	2	12	13.0	
Campbell	11/15/2023	*	24:48	9-12	.750	0-0	.000	6-7	.857	5	10	15	10.7	2	1	2	0	0	24	16.7	
Wofford	11/19/2023	*	20:55	6-8	.750	0-0	.000	8-8	1.000	2	5	7	9.8	1	3	0	1	0	20	17.5	
vs Boise St.	11/23/2023	*	28:52	6-8	.750	0-0	.000	7-7	1.000	1	5	6	9.0	2	1	1	0	1	19	17.8	
vs Iowa St.	11/24/2023	*	28:32	5-6	.833	0-0	.000	3-3	1.000	1	3	4	8.2	2	2	3	0	1	13	17.0	
vs Fla. Atlantic	11/26/2023	*	23:02	4-8	.500	0-0	.000	1-2	.500	1	6	7	8.0	1	0	2	0	0	9	15.9	
at Auburn	11/29/2023	*	29:17	2-6	.333	0-0	.000	2-2	1.000	2	5	7	7.9	1	1	2	1	2	6	14.6	
Louisville	12/03/2023	*	24:39	8-13	.615	0-0	.000	3-4	.750	0	4	4	7.4	4	1	1	0	0	19	15.1	
Valparaiso	12/09/2023	*	22:05	4-7	.571	0-0	.000	6-6	1.000	1	5	6	7.3	0	1	1	0	0	14	15.0	
Vermont	12/16/2023	*	23:35	4-7	.571	0-0	.000	9-11	.818	4	7	11	7.6	1	1	3	0	1	17	15.2	
American	12/21/2023	*	23:58	14-15	.933	0-0	.000	3-3	1.000	2	9	11	7.9	1	1	0	2	0	31	16.5	
at Wake Forest	12/30/2023	*	29:20	7-15	.467	0-0	.000	0-0	.000	1	4	5	7.7	3	3	3	0	0	14	16.3	
at Florida St.	01/06/2024	*	25:17	1-5	.200	0-0	.000	0-0	.000	3	5	8	7.7	4	3	3	1	0	2	15.3	
Clemson	01/10/2024	*	23:23	3-6	.500	0-0	.000	0-0	.000	0	2	2	7.3	2	1	0	2	1	6	14.7	
Miami (FL)	01/13/2024	*	24:30	8-8	1.000	0-0	.000	0-0	.000	1	3	4	7.1	4	2	0	0	1	16	14.8	
at Virginia	01/17/2024	*	16:13	1-3	.333	0-0	.000	0-0	.000	0	2	2	6.8	0	2	1	0	0	2	14.0	
at NC State	01/20/2024	*	23:57	6-8	.750	0-0	.000	2-2	1.000	0	6	6	6.8	1	3	1	0	2	14	14.0	
Boston College	01/23/2024	*	24:59	4-9	.444	0-0	.000	2-2	1.000	0	5	5	6.7	2	0	1	1	2	10	13.8	
Georgia Tech	01/27/2024	*	15:32	7-9	.778	0-0	.000	4-4	1.000	3	1	4	6.6	4	1	1	0	0	18	14.0	
Duke	01/29/2024	*	22:50	5-9	.556	0-0	.000	2-2	1.000	0	4	4	6.4	2	1	0	1	0	12	13.9	
<b>Totals</b>			<b>21</b>	<b>505:04</b>	<b>115-175</b>	<b>.657</b>	<b>0-0</b>	<b>.000</b>	<b>62-70</b>	<b>.886</b>	<b>31</b>	<b>104</b>	<b>135</b>	<b>6.4</b>	<b>40</b>	<b>30</b>	<b>30</b>	<b>10</b>	<b>13</b>	<b>292</b>	<b>13.9</b>

## Player Averages

Games Played	Minutes/game	Points/game	FG Pct	3FG Pct	FT Pct	Rebounds/game	Assists/game	Turnovers/game	Assist/Turnover ratio	Steals/game	Blocks/game
21	24.1	13.9	65.7	0.0	88.6	6.4	1.4	1.4		1.0	0.6

## PRODUCTION TRACKER

	This Season	Career
Scored 10+ Points	16	20
Scored 20+ Points	3	3
Had 10+ Rebounds	4	5
Had Multiple Blocks	2	6
Led Tech in Blocks	6	12
Had Multiple Steals	4	5
Shot over 50% from the floor	16	45
Shot 5+ Free Throws	6	8
Had Multiple Dunks	12	16



## CAREER STATS

SEASON	TEAM	GP-GS	MIN/AVG	FG-FGA	FG%	3FG-3FGA	3FG%	FT-FTA	FT%	OFF	DEF	TOT	AVG	PF-FO	A	TO	BLK	STL	PTS	AVG
2020-21	CU	7-0	32/4.6	2-6	.333	0-0	.000	4-4	1.000	4	3	7	1.0	6-0	1	2	2	0	8	1.1
2021-22	VT	10-0	25/2.5	3-8	.375	0-0	.000	1-1	1.000	6	5	11	1.1	0-0	0	3	2	0	7	0.7
2022-23	VT	34-5	429/12.6	77-116	.664	0-0	.000	17-29	.586	34	82	116	3.4	53-0	21	21	15	9	171	5.0
2023-24	VT	21-21	505/24.1	115-175	.657	0-0	.000	62-70	.886	31	104	135	6.4	40-0	30	30	10	13	292	13.9
<b>TOTAL FOR VT</b>		<b>65-26</b>	<b>959/14.8</b>	<b>195-299</b>	<b>.652</b>	<b>0-0</b>	<b>.000</b>	<b>80-100</b>	<b>.800</b>	<b>71</b>	<b>191</b>	<b>262</b>	<b>4.0</b>	<b>93-0</b>	<b>51</b>	<b>54</b>	<b>27</b>	<b>22</b>	<b>470</b>	<b>7.2</b>
<b>TOTAL</b>		<b>72-26</b>	<b>991/13.8</b>	<b>197-305</b>	<b>.646</b>	<b>0-0</b>	<b>.000</b>	<b>84-104</b>	<b>.808</b>	<b>75</b>	<b>194</b>	<b>269</b>	<b>3.7</b>	<b>99-0</b>	<b>52</b>	<b>56</b>	<b>29</b>	<b>22</b>	<b>478</b>	<b>6.6</b>

# 23 TYLER NICKEL

**SOPHOMORE** Guard | 6-7 | 220 | Sociology  
Harrisonburg, Virginia | North Carolina



## SEASON/CAREER BESTS

### POINTS

Season 24 vs. Clemson (1/10/24)  
Career 24 vs. Clemson (1/10/24)

### REBOUNDS

Season 7 vs. Coppin State (11/6/23)  
Career 3 vs. The Citadel (12/13/22)

### ASSISTS

Season 4 vs. Miami (1/13/24)  
Career 4 vs. Miami (1/13/24)

### BLOCKS

Season 1 (5x), last vs. Georgia Tech (1/27/24)  
Career 1 (8x), last vs. Georgia Tech (1/27/24)

### STEALS

Season 2 vs. Wofford (11/19/23)  
Career 2 (2x), last vs. Wofford (11/19/23)

### MINUTES

Season 37 vs. Miami (1/13/24)  
Career 37 vs. Miami (1/13/24)

### FIELD GOALS MADE

Season 8 vs. Clemson (1/10/24)  
Career 8 vs. Clemson (1/10/24)

### FIELD GOALS ATTEMPTED

Season 11 vs. Clemson (1/10/24)  
Career 11 vs. Clemson (1/10/24)

### 3-PT. FIELD GOALS MADE

Season 5 vs. Clemson (1/10/24)  
Career 5 vs. Clemson (1/10/24)

### 3-PT. FIELD GOALS ATTEMPTED

Season 8 vs. Miami (1/13/24)  
Career 8 (2x), last vs. Miami (1/13/24)

### FREE THROWS MADE

Season 6 at Wake Forest (12/30/23)  
Career 6 at Wake Forest (12/30/23)

### FREE THROWS ATTEMPTED

Season 7 (2x), last at Wake Forest (12/30/23)  
Career 7 (2x), last at Wake Forest (12/30/23)

## CAREER STATS

SEASON	TEAM	GP-GS	MIN/AVG	FG-FGA	FG%	3FG-3FGA	3FG%	FT-FTA	FT%	OFF	DEF	TOT	AVG	PF-FO	A	TO	BLK	STL	PTS	AVG
2022-23	UNC	25-0	150/6.0	15-40	.375	6-27	.222	16-19	.842	9	7	16	0.6	10-0	7	3	3	3	52	2.1
2023-24	VT	20-7	495/24.7	53-123	.431	35-89	.393	32-40	.800	10	30	40	2.0	25-0	30	16	5	9	173	8.7
<b>TOTAL FOR VT</b>		<b>20-7</b>	<b>495/24.7</b>	<b>53-123</b>	<b>.431</b>	<b>35-89</b>	<b>.393</b>	<b>32-40</b>	<b>.800</b>	<b>10</b>	<b>30</b>	<b>40</b>	<b>2.0</b>	<b>25-0</b>	<b>30</b>	<b>16</b>	<b>5</b>	<b>9</b>	<b>173</b>	<b>8.7</b>
<b>TOTAL</b>		<b>45-7</b>	<b>645/14.3</b>	<b>68-163</b>	<b>.417</b>	<b>41-116</b>	<b>.353</b>	<b>48-59</b>	<b>.814</b>	<b>19</b>	<b>37</b>	<b>56</b>	<b>1.2</b>	<b>35-0</b>	<b>37</b>	<b>19</b>	<b>8</b>	<b>12</b>	<b>225</b>	<b>5.0</b>

- Every time he shoots the ball, Coach Young believes it's going in.
- Has a sneaky good pull-up jumper.
- Averaged 2.1 points in 25 games for North Carolina in 2022-23.
- Scored a season-high 16 points (all in the second half), the most off the bench by a Tar Heel on the season, vs. The Citadel; was 5 for 10 from the floor, including 3 for 8 3FGs vs. the Bulldogs.
- Virginia High School League's all-time leading scorer with 2,909 points in 102 games.
- Virginia Player of the Year in 2022.
- Is the first player from East Rockingham High School to play at a Division I school.
- Four-star prospect in the class of 2022 and ranked third in Virginia; picked UNC over Tech in his initial recruitment.
- Son of Eric and Jacki Nickel; both played basketball in college.

## 2023-24 GAME-BY-GAME STATS

Opponent	Date	GS	MIN	Total		3-Pointers		Free throws		Rebounds				PF	A	TO	BLK	STL	PTS	AVG	
				FG-FGA	PCT	3FG-3FGA	PCT	FT-FTA	PCT	OFF	DEF	TOT	AVG								
Coppin St.	11/06/2023		20:06	4-9	.444	2-6	.333	2-2	1.000	3	4	7	7.0	1	1	0	1	0	12	12.0	
vs South Carolina	11/10/2023		22:09	0-3	.000	0-2	.000	2-2	1.000	0	0	0	3.5	0	1	0	0	0	2	7.0	
Wofford	11/19/2023		22:19	3-3	1.000	3-3	1.000	5-7	.714	1	0	1	2.7	2	2	0	0	2	14	9.3	
vs Boise St.	11/23/2023		31:41	5-10	.500	1-4	.250	3-5	.600	1	3	4	3.0	0	2	1	1	1	14	10.5	
vs Iowa St.	11/24/2023		27:10	3-7	.429	3-6	.500	1-2	.500	2	1	3	3.0	1	1	2	0	0	10	10.4	
vs Fla. Atlantic	11/26/2023		24:24	1-2	.500	0-1	.000	0-0	.000	0	1	1	2.7	1	1	0	0	0	2	9.0	
at Auburn	11/29/2023	*	19:29	0-5	.000	0-3	.000	0-0	.000	1	0	1	2.4	3	0	3	0	0	0	7.7	
Louisville	12/03/2023	*	24:48	1-6	.167	1-6	.167	0-0	.000	0	2	2	2.4	2	2	0	1	1	3	7.1	
Valparaiso	12/09/2023	*	25:43	4-7	.571	4-7	.571	0-0	.000	0	2	2	2.3	1	3	0	0	1	12	7.7	
Vermont	12/16/2023	*	29:41	4-9	.444	2-7	.286	3-3	1.000	0	2	2	2.3	2	2	1	0	0	13	8.2	
American	12/21/2023	*	29:03	2-7	.286	1-4	.250	0-0	.000	0	0	0	2.1	2	0	1	0	0	5	7.9	
at Wake Forest	12/30/2023		28:31	2-4	.500	1-2	.500	6-7	.857	0	2	2	2.1	1	1	0	0	1	11	8.2	
at Florida St.	01/06/2024	*	20:14	2-4	.500	1-2	.500	4-5	.800	1	0	1	2.0	1	1	2	0	0	9	8.2	
Clemson	01/10/2024		27:59	8-11	.727	5-7	.714	3-4	.750	0	4	4	2.1	1	1	1	1	1	24	9.4	
Miami (FL)	01/13/2024	*	37:17	2-10	.200	2-8	.250	0-0	.000	0	1	1	2.1	2	4	2	0	1	6	9.1	
at Virginia	01/17/2024		23:57	2-8	.250	2-7	.286	2-2	1.000	0	4	4	2.2	0	1	3	0	0	8	9.1	
at NC State	01/20/2024		21:12	4-6	.667	3-5	.600	1-1	1.000	0	0	0	2.1	2	0	0	0	0	12	9.2	
Boston College	01/23/2024		20:08	2-4	.500	1-2	.500	0-0	.000	0	0	0	1.9	1	3	0	0	0	5	9.0	
Georgia Tech	01/27/2024		22:07	4-7	.571	3-6	.500	0-0	.000	1	2	3	2.0	2	3	0	1	0	11	9.1	
Duke	01/29/2024		16:33	0-1	.000	0-1	.000	0-0	.000	0	2	2	2.0	0	1	0	0	1	0	8.7	
<b>Totals</b>			<b>7</b>	<b>494:30</b>	<b>53-123</b>	<b>.431</b>	<b>35-89</b>	<b>.393</b>	<b>32-40</b>	<b>.800</b>	<b>10</b>	<b>30</b>	<b>40</b>	<b>2.0</b>	<b>25</b>	<b>30</b>	<b>16</b>	<b>5</b>	<b>9</b>	<b>173</b>	<b>8.7</b>

## Player Averages

Games Played	Minutes/game	Points/game	FG Pct	3FG Pct	FT Pct	Rebounds/game	Assists/game	Turnovers/game	Assist/Turnover ratio	Steals/game	Blocks/game
20	24.7	8.7	43.1	39.3	80.0	2.0	1.5	0.8	1.9	0.5	0.3

## PRODUCTION TRACKER

	This Season	Career
Scored 10+ Points	9	10
Led Tech in Scoring	-	-
Made Multiple 3FGs	10	11
Made 3+ 3FGs	6	7
Led Tech in 3FGM	4	4
Shot over 40% from 3	9	12
Had Multiple Assists	8	9
Had Multiple Blocks	-	-
Had Multiple Steals	1	2



# 31 ROBBIE BERAN

**GRADUATE STUDENT** Forward | 6-9 | 215 | Agricultural and Life Sciences  
Richmond, Virginia | Northwestern



## SEASON/CAREER BESTS

### POINTS

Season 14 vs. Georgia Tech (1/27/24)  
Career 20 (2x), last vs. Prairie View (12/11/22)

### REBOUNDS

Season 9 vs. Georgia Tech (1/27/24)  
Career 12 vs. Prairie View (12/11/22)

### ASSISTS

Season 3 (2x), last vs. Duke (1/29/24)  
Career 4 (3x), last vs. Illinois (1/7/21)

### BLOCKS

Season 3 vs. Wofford (11/19/23)  
Career 3 (4x), last vs. Wofford (11/19/23)

### STEALS

Season 2 (5x), last at NC State (1/20/24)  
Career 5 vs. Eastern Illinois (11/9/21)

### MINUTES

Season 34 vs. Boston College (1/23/24)  
Career 38 vs. Maryland (1/12/22)

### FIELD GOALS MADE

Season 4 (2x), last vs. Georgia Tech (1/27/24)  
Career 6 (5x), last vs. Prairie View (12/11/22)

### FIELD GOALS ATTEMPTED

Season 7 (5x), last vs. Duke (1/29/24)  
Career 14 at Illinois (1/18/20)

### 3-PT. FIELD GOALS MADE

Season 2 (5x), last at Virginia (1/17/24)  
Career 4 vs. Prairie View (12/11/22)

### 3-PT. FIELD GOALS ATTEMPTED

Season 5 (2x), last vs. Duke (1/29/24)  
Career 11 vs. Indiana (2/15/23)

### FREE THROWS MADE

Season 5 vs. Georgia Tech (1/27/24)  
Career 10 vs. Chicago State (11/7/22)

### FREE THROWS ATTEMPTED

Season 6 vs. Georgia Tech (1/27/24)  
Career 11 vs. Chicago State (11/7/22)

## CAREER STATS

SEASON	TEAM	GP-GS	MIN/AVG	FG-FGA	FG%	3FG-3FGA	3FG%	FT-FTA	FT%	OFF	DEF	TOT	AVG	PF-FO	A	TO	BLK	STL	PTS	AVG
2019-20	NU	31-18	590/19.0	55-141	.390	20-50	.400	26-40	.650	26	78	104	3.4	73-3	19	26	17	5	156	5.0
2020-21	NU	24-18	485/20.2	48-108	.444	20-57	.351	20-30	.667	10	55	65	2.7	62-3	26	15	10	7	136	5.7
2021-22	NU	31-30	677/21.8	73-156	.468	30-82	.366	21-28	.750	29	103	132	4.3	75-5	20	21	23	21	197	6.4
2022-23	NU	34-34	875/25.7	80-217	.369	39-113	.345	56-66	.848	39	114	153	4.5	69-0	21	21	24	18	255	7.5
2023-24	VT	21-16	449/21.4	44-97	.454	17-52	.327	21-24	.875	13	62	75	3.6	58-2	21	24	20	15	126	6.0
<b>TOTAL FOR VT</b>		<b>21-16</b>	<b>449/21.4</b>	<b>44-97</b>	<b>.454</b>	<b>17-52</b>	<b>.327</b>	<b>21-24</b>	<b>.875</b>	<b>13</b>	<b>62</b>	<b>75</b>	<b>3.6</b>	<b>58-2</b>	<b>21</b>	<b>24</b>	<b>20</b>	<b>15</b>	<b>126</b>	<b>6.0</b>
<b>TOTAL</b>		<b>141-116</b>	<b>3077/21.8</b>	<b>300-719</b>	<b>.417</b>	<b>126-354</b>	<b>.356</b>	<b>144-188</b>	<b>.766</b>	<b>117</b>	<b>412</b>	<b>529</b>	<b>3.8</b>	<b>337-13</b>	<b>107</b>	<b>107</b>	<b>94</b>	<b>66</b>	<b>870</b>	<b>6.2</b>

- Stretch four that will greatly impact winning with the Hokies. *Last name pronounced: bear-IN*
- Strong defender and vocal leader.
- Has learned over the course of his career how to win and close out games.
- Veteran player who has competed in over 100 career games.
- Led Northwestern to its second-ever NCAA tournament appearance in 2023.
- Owner of two dogs: Smokey (chihuahua) and Stella (Labrador retriever/mutt mix); girlfriend owns Ivy (golden retriever), so three dogs total in their household.
- Sister, Annemarie, attends VCOM in Blacksburg.
- Earned undergraduate degree in learning and organization change in 2022 from Northwestern.
- Close to finishing first master's degree in sports administration from Northwestern.
- Pursuing a master's degree in applied animal behavior and welfare.

## 2023-24 GAME-BY-GAME STATS

Opponent	Date	GS	MIN	Total		3-Pointers		Free throws		Rebounds				PF	A	TO	BLK	STL	PTS	AVG	
				FG-FGA	PCT	3FG-3FGA	PCT	FT-FTA	PCT	OFF	DEF	TOT	AVG								
Coppin St.	11/06/2023	*	14:47	1-4	.250	0-2	.000	0-0	.000	1	1	2	2.0	4	0	3	1	0	2	2.0	
vs South Carolina	11/10/2023	*	17:11	3-5	.600	1-3	.333	0-0	.000	1	0	1	1.5	0	1	0	1	0	7	4.5	
Campbell	11/15/2023	*	27:49	2-5	.400	0-2	.000	2-2	1.000	0	3	3	2.0	1	1	0	2	2	6	5.0	
Wofford	11/19/2023	*	23:25	1-3	.333	0-1	.000	1-2	.500	0	4	4	2.5	4	1	3	3	1	3	4.5	
vs Boise St.	11/23/2023	*	28:22	1-3	.333	0-0	.000	2-2	1.000	0	3	3	2.6	4	1	1	2	1	4	4.4	
vs Iowa St.	11/24/2023	*	15:54	1-4	.250	0-2	.000	2-2	1.000	1	1	2	2.5	4	0	0	0	0	4	4.3	
vs Fla. Atlantic	11/26/2023	*	17:01	0-2	.000	0-0	.000	0-0	.000	1	1	2	2.4	0	1	0	0	2	0	3.7	
at Auburn	11/29/2023	*	10:48	0-1	.000	0-1	.000	2-2	1.000	0	2	2	2.4	5	0	1	1	0	2	3.5	
Louisville	12/03/2023	*	12:47	1-7	.143	0-4	.000	0-0	.000	0	1	1	2.2	0	0	0	0	1	0	2	3.3
Valparaiso	12/09/2023		21:13	3-6	.500	2-4	.500	1-2	.500	1	3	4	2.4	1	3	3	1	0	9	3.9	
Vermont	12/16/2023		18:43	1-4	.250	1-3	.333	0-0	.000	1	6	7	2.8	2	2	1	1	2	3	3.8	
American	12/21/2023		20:37	3-3	1.000	1-1	1.000	0-0	.000	1	3	4	2.9	2	2	0	1	2	7	4.1	
at Wake Forest	12/30/2023		16:42	3-6	.500	2-4	.500	0-0	.000	0	2	2	2.8	4	2	2	2	0	8	4.4	
at Florida St.	01/06/2024		25:14	1-3	.333	0-2	.000	0-0	.000	0	3	3	2.9	4	0	2	1	0	2	4.2	
Clemson	01/10/2024	*	18:06	3-4	.750	2-3	.667	0-0	.000	2	6	8	3.2	2	0	2	0	0	8	4.5	
Miami (FL)	01/13/2024	*	24:58	3-7	.429	2-5	.400	0-0	.000	2	3	5	3.3	5	0	1	0	1	8	4.7	
at Virginia	01/17/2024	*	18:39	4-7	.571	2-4	.500	0-0	.000	0	6	6	3.5	4	0	2	1	0	10	5.0	
at NC State	01/20/2024	*	24:44	3-4	.750	1-1	1.000	4-4	1.000	0	3	3	3.4	3	0	1	1	2	11	5.3	
Boston College	01/23/2024	*	34:28	3-5	.600	1-2	.500	2-2	1.000	1	1	2	3.4	3	2	1	0	1	9	5.5	
Georgia Tech	01/27/2024	*	26:27	4-7	.571	1-3	.333	5-6	.833	1	8	9	3.7	3	2	1	0	0	14	6.0	
Duke	01/29/2024	*	31:34	3-7	.429	1-5	.200	0-0	.000	0	2	2	3.6	3	3	0	1	1	7	6.0	
<b>Totals</b>			<b>16 449:30</b>	<b>44-97</b>	<b>.454</b>	<b>17-52</b>	<b>.327</b>	<b>21-24</b>	<b>.875</b>	<b>13</b>	<b>62</b>	<b>75</b>	<b>3.6</b>	<b>58</b>	<b>21</b>	<b>24</b>	<b>20</b>	<b>15</b>	<b>126</b>	<b>6.0</b>	

## Player Averages

Games Played	Minutes/game	Points/game	FG Pct	3FG Pct	FT Pct	Rebounds/game	Assists/game	Turnovers/game	Assist/Turnover ratio	Steals/game	Blocks/game
21	21.4	6.0	45.4	32.7	87.5	3.6	1.0	1.1	0.9	0.7	1.0

## PRODUCTION TRACKER

	This Season	Career
Scored 10+ Points	3	27
Scored 20+ Points	-	2
Led Tech in Scoring	-	-
Had 10+ Rebounds	-	3
Led Tech in Rebounding	3	3
Had a Double-Double	-	2
Shot over 50% from the floor	9	38
Made 3+ 3FGs	-	7
Shot 5+ Free Throws	1	3



# 33 MICHAEL WARD

**SOPHOMORE** Guard | 6-2 | 175 | Business  
Bethesda, Maryland | Walt Whitman



- Recruited as a preferred walk-on.
- Appeared in six games, logging a total of six minutes in 2022-23.
- Averaged 15.1 points, 5.7 rebounds, 1.9 assists, and 1.4 steals per game for Whitman in 2021-22.
- Shot 38% from 3-point range (57-149) and helped lead the Vikings to a 13-9 overall record and a berth in the 4A West Regional semifinals.
- Named First-Team 4A South Division and to the Montgomery County 4A South All-Division Team.

## SEASON/CAREER BESTS

### POINTS

Season -  
Career -

### REBOUNDS

Season -  
Career -

### ASSISTS

Season -  
Career -

### BLOCKS

Season -  
Career -

### STEALS

Season -  
Career -

### MINUTES

Season 1 vs. Valparaiso (12/9/23)  
Career 2 vs. Dayton (12/7/22)

### FIELD GOALS MADE

Season -  
Career -

### FIELD GOALS ATTEMPTED

Season -  
Career 2 at Louisville (2/28/23)

### 3-PT. FIELD GOALS MADE

Season -  
Career -

### 3-PT. FIELD GOALS ATTEMPTED

Season -  
Career 1 at Louisville (2/28/23)

### FREE THROWS MADE

Season -  
Career -

### FREE THROWS ATTEMPTED

Season -  
Career -

## 2023-24 GAME-BY-GAME STATS

Opponent	Date	GS	MIN	Total		3-Pointers		Free throws		Rebounds				PF A TO BLK STL PTS AVG						
				FG-FGA	PCT	3FG-3FGA	PCT	FT-FTA	PCT	OFF	DEF	TOT	AVG	PF	A	TO	BLK	STL	PTS	AVG
Valparaiso	12/09/2023		00:52	0-0	.000	0-0	.000	0-0	.000	0	0	0	0.0	0	0	0	0	0	0	0.0
American	12/21/2023		00:13	0-0	.000	0-0	.000	0-0	.000	0	0	0	0.0	0	0	0	0	0	0	0.0
<b>Totals</b>		<b>0</b>	<b>01:05</b>	<b>0-0</b>	<b>.000</b>	<b>0-0</b>	<b>.000</b>	<b>0-0</b>	<b>.000</b>	<b>0</b>	<b>0</b>	<b>0</b>	<b>0.0</b>	<b>0</b>	<b>0</b>	<b>0</b>	<b>0</b>	<b>0</b>	<b>0</b>	<b>0.0</b>

## Player Averages

Games Played	Minutes/game	Points/game	FG Pct	3FG Pct	FT Pct	Rebounds/game	Assists/game	Turnovers/game	Assist/Turnover ratio	Steals/game	Blocks/game
2	0.5	0.0	0.0	0.0	0.0	0.0	0.0	0.0	0.0	0.0	0.0

## PRODUCTION TRACKER

	This Season
Scored 5+ Points	-
Scored 10+ Points	-
Made Multiple 3FGs	-
Made 3+ 3FGs	-
Led Tech in 3FGM	-
Shot over 40% from 3	-
Played 5+ Minutes	-
Had Multiple Assists	-
Had Multiple Steals	-



## CAREER STATS

SEASON	TEAM	GP-GS	MIN/AVG	FG-FGA	FG%	3FG-3FGA	3FG%	FT-FTA	FT%	OFF	DEF	TOT	AVG	PF-FO	A	TO	BLK	STL	PTS	AVG
2022-23	VT	6-0	6/1.0	0-2	.000	0-1	.000	0-0	.000	0	0	0	0.0	0-0	0	1	0	0	0	0.0
2023-24	VT	2-0	1/0.5	0-0	.000	0-0	.000	0-0	.000	0	0	0	0.0	0-0	0	0	0	0	0	0.0
<b>TOTAL</b>		<b>8-0</b>	<b>7/0.9</b>	<b>0-2</b>	<b>.000</b>	<b>0-1</b>	<b>.000</b>	<b>0-0</b>	<b>.000</b>	<b>0</b>	<b>0</b>	<b>0</b>	<b>0.0</b>	<b>0-0</b>	<b>0</b>	<b>1</b>	<b>0</b>	<b>0</b>	<b>0</b>	<b>0.0</b>



# 34 MYLYJAE POTEA

**SENIOR** Forward | 6-9 | 265 | Sociology  
Reidsville, North Carolina | Rice



## SEASON/CAREER BESTS

### POINTS

Season 18 vs. Georgia Tech (1/27/24)  
Career 18 (2x), last vs. Georgia Tech (1/27/24)

### REBOUNDS

Season 6 (4x), last vs. Duke (1/29/24)  
Career 11 vs. Ohio (3/19/22)

### ASSISTS

Season 2 (3x), last vs. American (12/21/23)  
Career 3 vs. Jarvis Christian (2/8/22)

### BLOCKS

Season 2 (2x), last vs. Georgia Tech (1/27/24)  
Career 2 (2x), last vs. Georgia Tech (1/27/24)

### STEALS

Season 1 (4x), last at NC State (1/20/24)  
Career 2 at Western Kentucky (2/13/21)

### MINUTES

Season 23 vs. Georgia Tech (1/27/24)  
Career 25 vs. Clemson (1/4/23)

### FIELD GOALS MADE

Season 6 vs. Georgia Tech (1/27/24)  
Career 7 at Western Kentucky (1/13/22)

### FIELD GOALS ATTEMPTED

Season 9 vs. Georgia Tech (1/27/24)  
Career 10 at Western Kentucky (1/13/22)

### 3-PT. FIELD GOALS MADE

Season -  
Career -

### 3-PT. FIELD GOALS ATTEMPTED

Season -  
Career 1 at UAB (1/23/21)

### FREE THROWS MADE

Season 6 (2x), last vs. Georgia Tech (1/27/24)  
Career 9 at Louisiana Tech (1/27/22)

### FREE THROWS ATTEMPTED

Season 8 at NC State (1/20/24)  
Career 10 at Louisiana Tech (1/27/22)

## CAREER STATS

SEASON	TEAM	GP-GS	MIN/AVG	FG-FGA	FG%	3FG-3FGA	3FG%	FT-FTA	FT%	OFF	DEF	TOT	AVG	PF-FO	A	TO	BLK	STL	PTS	AVG
2020-21	Rice	13-0	131/10.1	19-29	.655	0-1	.000	20-25	.800	11	24	35	2.7	25-0	6	15	4	3	58	4.5
2021-22	Rice	33-3	454/13.8	93-150	.620	0-0	.000	67-99	.677	58	79	137	4.2	67-1	12	40	8	4	253	7.7
2022-23	VT	34-0	297/8.7	34-53	.642	0-0	.000	49-66	.742	28	39	67	2.0	49-0	10	16	5	5	117	3.4
2023-24	VT	21-0	293/13.9	44-70	.629	0-0	.000	30-42	.714	27	39	66	3.1	37-1	16	10	7	4	118	5.6
<b>TOTAL FOR VT</b>		<b>55-0</b>	<b>589/10.7</b>	<b>78-123</b>	<b>.634</b>	<b>0-0</b>	<b>.000</b>	<b>79-108</b>	<b>.731</b>	<b>55</b>	<b>78</b>	<b>133</b>	<b>2.4</b>	<b>86-1</b>	<b>26</b>	<b>26</b>	<b>12</b>	<b>9</b>	<b>235</b>	<b>4.3</b>
<b>TOTAL</b>		<b>101-3</b>	<b>1174/11.6</b>	<b>190-302</b>	<b>.629</b>	<b>0-1</b>	<b>.000</b>	<b>166-232</b>	<b>.716</b>	<b>124</b>	<b>181</b>	<b>305</b>	<b>3.0</b>	<b>178-2</b>	<b>44</b>	<b>81</b>	<b>24</b>	<b>16</b>	<b>546</b>	<b>5.4</b>

- Has drawn high praise from Coach Young since arriving in Blacksburg – credits his footwork and hands.
- Going into his senior season in the best shape he's ever been.
- Dialed up a season-high 15 points in Tech's 79-72 win over Pitt in 2022-23.
- All-ACC Academic Team honoree in 2022-23.
- Finished with a 64.2% field-goal percentage in his first season in Blacksburg.
- Tallied 311 career points and 172 career rebounds at Rice.
- Averaged 6.8 points and 3.7 rebounds per game for his career as an Owl.
- Recorded a pair of double-doubles in 2021-22.
- Connected on 70.2% (87-124) of his attempts from the floor in two seasons at Rice.
- One of five players to play all 33 games for the Owls in 2021-22.
- His 62.0 field-goal percentage was the seventh-highest in a season in program history in 2021-22.
- Reached double-figure scoring 14 times in 2021-22, leading the Owls in scoring and rebounding five times.

## 2023-24 GAME-BY-GAME STATS

Opponent	Date	GS	MIN	Total		3-Pointers		Free throws		Rebounds			PF	A	TO	BLK	STL	PTS	AVG	
				FG-FGA	PCT	3FG-3FGA	PCT	FT-FTA	PCT	OFF	DEF	TOT								AVG
Coppin St.	11/06/2023		15:25	4-5	.800	0-0	.000	1-2	.500	1	2	3	3.0	1	1	0	0	0	9	9.0
vs South Carolina	11/10/2023		13:30	3-3	1.000	0-0	.000	3-4	.750	1	0	1	2.0	2	0	1	0	1	9	9.0
Campbell	11/15/2023		14:18	3-4	.750	0-0	.000	2-2	1.000	2	1	3	2.3	1	0	1	0	0	8	8.7
Wofford	11/19/2023		14:19	2-3	.667	0-0	.000	0-0	.000	3	2	5	3.0	2	2	2	0	1	4	7.5
vs Boise St.	11/23/2023		10:51	2-2	1.000	0-0	.000	0-0	.000	1	0	1	2.6	3	1	0	1	0	4	6.8
vs Iowa St.	11/24/2023		10:57	0-1	.000	0-0	.000	1-2	.500	2	0	2	2.5	0	1	0	1	0	1	5.8
vs Fla. Atlantic	11/26/2023		15:12	2-3	.667	0-0	.000	2-4	.500	0	2	2	2.4	0	1	1	0	1	6	5.9
at Auburn	11/29/2023		09:11	1-4	.250	0-0	.000	2-2	1.000	1	1	2	2.4	2	0	0	0	0	4	5.6
Louisville	12/03/2023		15:13	3-4	.750	0-0	.000	1-1	1.000	0	2	2	2.3	2	1	0	0	0	7	5.8
Valparaiso	12/09/2023		13:09	3-4	.750	0-0	.000	0-0	.000	2	4	6	2.7	2	2	0	0	0	6	5.8
Vermont	12/16/2023		10:36	2-3	.667	0-0	.000	0-0	.000	0	1	1	2.5	1	1	0	0	0	4	5.6
American	12/21/2023		09:09	1-1	1.000	0-0	.000	3-5	.600	0	2	2	2.5	2	2	0	0	0	5	5.6
at Wake Forest	12/30/2023		06:43	1-2	.500	0-0	.000	0-0	.000	0	1	1	2.4	1	0	0	0	0	2	5.3
at Florida St.	01/06/2024		10:31	1-2	.500	0-0	.000	0-0	.000	1	5	6	2.6	5	0	0	0	0	2	5.1
Clemson	01/10/2024		18:02	2-4	.500	0-0	.000	1-2	.500	1	2	3	2.7	2	0	1	0	0	5	5.1
Miami (FL)	01/13/2024		15:03	1-2	.500	0-0	.000	0-0	.000	1	2	3	2.7	1	0	0	2	0	2	4.9
at Virginia	01/17/2024		20:10	1-3	.333	0-0	.000	0-0	.000	3	2	5	2.8	2	1	1	0	0	2	4.7
at NC State	01/20/2024		15:04	1-2	.500	0-0	.000	6-8	.750	1	1	2	2.8	2	0	0	0	1	8	4.9
Boston College	01/23/2024		14:55	3-4	.750	0-0	.000	2-2	1.000	3	1	4	2.8	2	1	0	1	0	8	5.1
Georgia Tech	01/27/2024		23:17	6-9	.667	0-0	.000	6-6	1.000	1	5	6	3.0	2	1	1	2	0	18	5.7
Duke	01/29/2024		17:10	2-5	.400	0-0	.000	0-2	.000	3	3	6	3.1	2	1	2	0	0	4	5.6
<b>Totals</b>			<b>0 292:45</b>	<b>44-70</b>	<b>.629</b>	<b>0-0</b>	<b>.000</b>	<b>30-42</b>	<b>.714</b>	<b>27</b>	<b>39</b>	<b>66</b>	<b>3.1</b>	<b>37</b>	<b>16</b>	<b>10</b>	<b>7</b>	<b>4</b>	<b>118</b>	<b>5.6</b>

### Player Averages

Games Played	Minutes/game	Points/game	FG Pct	3FG Pct	FT Pct	Rebounds/game	Assists/game	Turnovers/game	Assist/Turnover ratio	Steals/game	Blocks/game
21	13.9	5.6	62.9	0.0	71.4	3.1	0.8	0.5	1.6	0.2	0.3

## PRODUCTION TRACKER

	This Season	Career
Scored 10+ Points	1	18
Had 10+ Rebounds	-	2
Had Multiple Blocks	2	2
Led Tech in Blocks	4	5
Had Multiple Steals	-	1
Shot over 50% from the floor	17	60
Played 10+ Minutes	18	63
Shot 5+ Free Throws	3	14
Had Multiple Dunks	1	4



# 55 CONNER VENABLE

**FRESHMAN** Guard | 6-3 | 190 | Multimedia Journalism and Architecture  
Washington, D.C. | The Heights School



## SEASON/CAREER BESTS

### POINTS

Season -  
Career -

### REBOUNDS

Season 1 vs. Valparaiso (12/9/23)  
Career 1 vs. Valparaiso (12/9/23)

### ASSISTS

Season -  
Career -

### BLOCKS

Season -  
Career -

### STEALS

Season -  
Career -

### MINUTES

Season 2 vs. Vermont (12/16/23)  
Career 2 vs. Vermont (12/16/23)

### FIELD GOALS MADE

Season -  
Career -

### FIELD GOALS ATTEMPTED

Season 1 vs. Valparaiso (12/9/23)  
Career 1 vs. Valparaiso (12/9/23)

### 3-PT. FIELD GOALS MADE

Season -  
Career -

### 3-PT. FIELD GOALS ATTEMPTED

Season -  
Career -

### FREE THROWS MADE

Season -  
Career -

### FREE THROWS ATTEMPTED

Season 3 vs. Vermont (12/16/23)  
Career 3 vs. Vermont (12/16/23)

## CAREER STATS

SEASON	TEAM	GP-GS	MIN/AVG	FG-FGA	FG%	3FG-3FGA	3FG%	FT-FTA	FT%	OFF	DEF	TOT	AVG	PF-FO	A	TO	BLK	STL	PTS	AVG	
2023-24	VT	3-0	3/0.9	0-1	.000	0-0	.000	0-3	.000	1	0	1	0.3	0-0	0	0	0	0	0	0	0.0
<b>TOTAL</b>		<b>3-0</b>	<b>3/0.9</b>	<b>0-1</b>	<b>.000</b>	<b>0-0</b>	<b>.000</b>	<b>0-3</b>	<b>.000</b>	<b>1</b>	<b>0</b>	<b>1</b>	<b>0.3</b>	<b>0-0</b>	<b>0</b>	<b>0</b>	<b>0</b>	<b>0</b>	<b>0</b>	<b>0</b>	<b>0.0</b>

- Recruited as a preferred walk-on.
- Two-time WCAC All-Conference Honorable Mention in 2021-22 and 2022-2023 at The Heights School in Potomac, Md.
- As the Cavaliers' leading scorer, averaged 25.5 points, 7.2 rebounds, 6.5 assists, 4.1 steals per game across a three-year career at The Heights School.
- Led the Cavaliers' to their first WCAC win in two years.
- Brother Ra'Mond Hines played at Georgetown (2014-18) and competed in the 2015 NCAA tournament.

## 2023-24 GAME-BY-GAME STATS

Opponent	Date	GS	MIN	Total		3-Pointers		Free throws		Rebounds				PF	A	TO	BLK	STL	PTS	AVG
				FG-FGA	PCT	3FG-3FGA	PCT	FT-FTA	PCT	OFF	DEF	TOT	AVG							
Valparaiso	12/09/2023		00:52	0-1	.000	0-0	.000	0-0	.000	1	0	1	1.0	0	0	0	0	0	0	0.0
Vermont	12/16/2023		01:32	0-0	.000	0-0	.000	0-3	.000	0	0	0	0.5	0	0	0	0	0	0.0	
American	12/21/2023		00:13	0-0	.000	0-0	.000	0-0	.000	0	0	0	0.3	0	0	0	0	0	0.0	
<b>Totals</b>		<b>0</b>	<b>02:36</b>	<b>0-1</b>	<b>.000</b>	<b>0-0</b>	<b>.000</b>	<b>0-3</b>	<b>.000</b>	<b>1</b>	<b>0</b>	<b>1</b>	<b>0.3</b>	<b>0</b>	<b>0</b>	<b>0</b>	<b>0</b>	<b>0</b>	<b>0</b>	<b>0.0</b>

## Player Averages

Games Played	Minutes/game	Points/game	FG Pct	3FG Pct	FT Pct	Rebounds/game	Assists/game	Turnovers/game	Assist/Turnover ratio	Steals/game	Blocks/game
3	0.9	0.0	0.0	0.0	0.0	0.3	0.0	0.0	0.0	0.0	0.0

## PRODUCTION TRACKER

	This Season
Scored 5+ Points	-
Scored 10+ Points	-
Made Multiple 3FGs	-
Made 3+ 3FGs	-
Led Tech in 3FGM	-
Shot over 40% from 3	-
Played 5+ Minutes	-
Had Multiple Assists	-
Had Multiple Steals	-



# VIRGINIA TECH MEN'S BASKETBALL

## COMBINED TEAM STATS

### Game Records

Record	Overall	Home	Away	Neutral
ALL GAMES	13-8	10-2	1-4	2-2
CONFERENCE	5-5	4-2	1-3	0-0
NON-CONFERENCE	8-3	6-0	0-1	2-2

### Score by Periods

Team	1st	2nd	OT	TOT
Virginia Tech	722	839	0	1561
Opponents	639	802	0	1441

### Team Box Score

No.	Player				Total		3-Point		F-Throw		Rebounds								PTS	AVG		
		GP-GS	MIN	AVG	FG-FGA	FG%	3FG-3FGA	3FG%	FT-FTA	FT%	OFF	DEF	TOT	AVG	PF	DQ	A	TO			BLK	STL
3	PEDULLA, Sean	19-19	585:54	30.8	98-236	.415	38-103	.369	60-74	.811	9	68	77	4.1	42	1	86	67	1	16	294	15.5
15	KIDD, Lynn	21-21	505:04	24.1	115-175	.657	0-0	.000	62-70	.886	31	104	135	6.4	40	0	30	30	10	13	292	13.9
0	CATTOOR, Hunter	20-20	645:36	32.3	80-163	.491	50-116	.431	66-74	.892	3	55	58	2.9	43	1	35	25	4	22	276	13.8
23	NICKEL, Tyler	20-7	494:30	24.7	53-123	.431	35-89	.393	32-40	.800	10	30	40	2.0	25	0	30	16	5	9	173	8.7
2	COLLINS, MJ	19-15	489:44	25.8	43-133	.323	14-53	.264	19-21	.905	9	37	46	2.4	19	0	43	21	2	16	119	6.3
31	BERAN, Robbie	21-16	449:30	21.4	44-97	.454	17-52	.327	21-24	.875	13	62	75	3.6	58	2	21	24	20	15	126	6.0
34	POTEAT, Mylyjael	21-0	292:45	13.9	44-70	.629	0-0	.000	30-42	.714	27	39	66	3.1	37	1	16	10	7	4	118	5.6
4	LONG, Mekhi	18-5	332:34	18.5	26-62	.419	0-12	.000	15-30	.500	22	66	88	4.9	41	2	18	20	6	8	67	3.7
11	CAMDEN, John	8-0	51:27	6.4	7-17	.412	7-13	.538	3-5	.600	4	10	14	1.8	3	0	2	5	0	1	24	3.0
10	RECHSTEINER, Brandon	19-2	207:59	10.9	14-37	.378	7-27	.259	6-8	.750	2	14	16	0.8	13	0	30	17	0	4	41	2.2
13	YOUNG, Jaydon	14-0	118:18	8.4	7-25	.280	7-18	.389	2-2	1.000	0	11	11	0.8	5	0	13	5	0	4	23	1.6
5	WESSLER, Patrick	7-0	22:59	3.3	3-8	.375	0-1	.000	2-4	.500	2	6	8	1.1	2	0	1	0	3	0	8	1.1
33	WARD, Michael	2-0	01:05	0.5	0-0	.000	0-0	.000	0-0	.000	0	0	0	0.0	0	0	0	0	0	0	0	0.0
55	VENABLE, Conner	3-0	02:36	0.9	0-1	.000	0-0	.000	0-3	.000	1	0	1	0.3	0	0	0	0	0	0	0	0.0
Team											30	27	57				10					
<b>Total</b>		<b>21</b>	<b>4200</b>		<b>534-1147</b>	<b>.466</b>	<b>175-484</b>	<b>.362</b>	<b>318-397</b>	<b>.801</b>	<b>163</b>	<b>529</b>	<b>692</b>	<b>33.0</b>	<b>328</b>	<b>7</b>	<b>325</b>	<b>250</b>	<b>58</b>	<b>112</b>	<b>1561</b>	<b>74.3</b>
<b>Opponents</b>		<b>21</b>	<b>4200</b>		<b>531-1210</b>	<b>.439</b>	<b>139-420</b>	<b>.331</b>	<b>240-340</b>	<b>.706</b>	<b>192</b>	<b>465</b>	<b>657</b>	<b>31.3</b>	<b>354</b>	<b>5</b>	<b>265</b>	<b>256</b>	<b>62</b>	<b>135</b>	<b>1441</b>	<b>68.6</b>

### Team Statistics

	VT	OPP
<b>Scoring</b>	<b>1561</b>	<b>1441</b>
Points per game	74.3	68.6
Scoring margin	+5.7	-
<b>Field goals-att</b>	<b>534-1147</b>	<b>531-1210</b>
Field goal pct	.466	.439
<b>3 point fg-att</b>	<b>175-484</b>	<b>139-420</b>
3-point FG pct	.362	.331
3-pt FG made per game	8.3	6.6
<b>Free throws-att</b>	<b>318-397</b>	<b>240-340</b>
Free throw pct	.801	.706
F-Throws made per game	15.1	11.4
<b>Rebounds</b>	<b>692</b>	<b>657</b>
Rebounds per game	33.0	31.3
Rebounding margin	+1.7	-
<b>Assists</b>	<b>325</b>	<b>265</b>
Assists per game	15.5	12.6
<b>Turnovers</b>	<b>250</b>	<b>256</b>
Turnovers per game	11.9	12.2
Turnover margin	+0.3	-
Assist/turnover ratio	1.3	1.0
<b>Steals</b>	<b>112</b>	<b>135</b>
Steals per game	5.3	6.4
<b>Blocks</b>	<b>58</b>	<b>62</b>
Blocks per game	2.8	3.0
<b>Winning streak</b>	<b>0</b>	<b>-</b>
Home win streak	0	-
<b>Attendance</b>	<b>88867</b>	<b>54598</b>
Home games-Avg/Game	12-7406	5-10920
Neutral site-Avg/Game	-	4-3587

### Team Results

Date	Opponent		Score	Att.
11/06/2023	Coppin St.	W	100-55	8925
11/10/2023	vs South Carolina	L	77-79	6783
11/15/2023	Campbell	W	60-44	5899
11/19/2023	Wofford	W	98-76	4582
11/23/2023	vs Boise St.	W	82-75	2458
11/24/2023	vs Iowa St.	W	71-62	2579
11/26/2023	vs Fla. Atlantic	L	50-84	2528
11/29/2023	at Auburn	L	57-74	9121
12/03/2023	Louisville	W	75-68	8925
12/09/2023	Valparaiso	W	71-50	6107
12/16/2023	Vermont	W	73-51	4918
12/21/2023	American	W	77-55	4886
12/30/2023	at Wake Forest	L	63-86	10055
01/06/2024	at Florida St.	L	74-77	5025
01/10/2024	Clemson	W	87-72	8925
01/13/2024	Miami (FL)	L	71-75	8925
01/17/2024	at Virginia	L	57-65	14547
01/20/2024	at NC State	W	84-78	15850
01/23/2024	Boston College	W	76-71	8925
01/27/2024	Georgia Tech	W	91-67	8925
01/29/2024	Duke	L	67-77	8925

## COMBINED TEAM STATS (ACC ONLY)

### Game Records

Record	Overall	Home	Away	Neutral
ALL GAMES	5-5	4-2	1-3	0-0
CONFERENCE	5-5	4-2	1-3	0-0
NON-CONFERENCE	0-0	0-0	0-0	0-0

### Score by Periods

Team	1st	2nd	OT	TOT
Virginia Tech	335	410	0	745
Opponents	328	408	0	736

### Team Box Score

No.	Player				Total		3-Point		F-Throw		Rebounds											
		GP-GS	MIN	AVG	FG-FGA	FG%	3FG-3FGA	3FG%	FT-FTA	FT%	OFF	DEF	TOT	AVG	PF	DQ	A	TO	BLK	STL	PTS	AVG
3	PEDULLA, Sean	10-10	332:09	33.2	58-132	.439	25-67	.373	31-38	.816	5	37	42	4.2	26	1	48	44	1	7	172	17.2
0	CATTOOR, Hunter	9-9	307:29	34.2	36-60	.600	20-38	.526	27-30	.900	2	27	29	3.2	17	0	19	11	1	13	119	13.2
15	KIDD, Lynn	10-10	230:40	23.1	50-85	.588	0-0	.000	13-14	.929	8	36	44	4.4	26	0	17	11	5	6	113	11.3
23	NICKEL, Tyler	10-3	242:46	24.3	27-61	.443	19-46	.413	16-19	.842	2	17	19	1.9	12	0	17	8	3	5	89	8.9
2	COLLINS, MJ	10-8	296:30	29.7	30-78	.385	13-37	.351	10-12	.833	6	23	29	2.9	10	0	26	13	1	4	83	8.3
31	BERAN, Robbie	10-8	233:40	23.4	28-57	.491	12-33	.364	11-12	.917	6	35	41	4.1	31	1	9	12	7	5	79	7.9
34	POTEAT, Mylyjael	10-0	156:08	15.6	21-37	.568	0-0	.000	16-21	.762	14	24	38	3.8	21	1	5	5	5	1	58	5.8
4	LONG, Mekhi	7-2	123:09	17.6	9-23	.391	0-6	.000	5-12	.417	7	25	32	4.6	10	0	4	7	6	2	23	3.3
11	CAMDEN, John	1-0	01:11	1.2	1-1	1.000	1-1	1.000	0-0	.000	0	1	1	1.0	0	0	1	0	0	0	3	3.0
10	RECHSTEINER, Brandon	8-0	50:55	6.4	3-8	.375	0-5	.000	0-0	.000	0	8	8	1.0	3	0	2	10	0	1	6	0.8
13	YOUNG, Jaydon	5-0	20:15	4.0	0-2	.000	0-2	.000	0-0	.000	0	3	3	0.6	1	0	2	1	0	0	0	0.0
5	WESSLER, Patrick	2-0	05:08	2.6	0-1	.000	0-1	.000	0-0	.000	0	0	0	0.0	1	0	0	0	1	0	0	0.0
Team											12	9	21				6					
<b>Total</b>		<b>10</b>	<b>2000</b>		<b>263-545</b>	<b>.483</b>	<b>90-236</b>	<b>.381</b>	<b>129-158</b>	<b>.816</b>	<b>62</b>	<b>245</b>	<b>307</b>	<b>30.7</b>	<b>158</b>	<b>3</b>	<b>150</b>	<b>128</b>	<b>30</b>	<b>44</b>	<b>745</b>	<b>74.5</b>
<b>Opponents</b>		<b>10</b>	<b>2000</b>		<b>273-602</b>	<b>.453</b>	<b>67-193</b>	<b>.347</b>	<b>123-165</b>	<b>.745</b>	<b>99</b>	<b>224</b>	<b>323</b>	<b>32.3</b>	<b>161</b>	<b>3</b>	<b>141</b>	<b>112</b>	<b>29</b>	<b>70</b>	<b>736</b>	<b>73.6</b>

### Team Statistics

	VT	OPP
<b>Scoring</b>	<b>745</b>	<b>736</b>
Points per game	74.5	73.6
Scoring margin	+0.9	-
<b>Field goals-att</b>	<b>263-545</b>	<b>273-602</b>
Field goal pct	.483	.453
<b>3 point fg-att</b>	<b>90-236</b>	<b>67-193</b>
3-point FG pct	.381	.347
3-pt FG made per game	9.0	6.7
<b>Free throws-att</b>	<b>129-158</b>	<b>123-165</b>
Free throw pct	.816	.745
F-Throws made per game	12.9	12.3
<b>Rebounds</b>	<b>307</b>	<b>323</b>
Rebounds per game	30.7	32.3
Rebounding margin	-1.6	-
<b>Assists</b>	<b>150</b>	<b>141</b>
Assists per game	15.0	14.1
<b>Turnovers</b>	<b>128</b>	<b>112</b>
Turnovers per game	12.8	11.2
Turnover margin	-1.6	-
Assist/turnover ratio	1.2	1.3
<b>Steals</b>	<b>44</b>	<b>70</b>
Steals per game	4.4	7.0
<b>Blocks</b>	<b>30</b>	<b>29</b>
Blocks per game	3.0	2.9
<b>Winning streak</b>	<b>0</b>	<b>-</b>
Home win streak	0	-
<b>Attendance</b>	<b>53550</b>	<b>45477</b>
Home games-Avg/Game	6-8925	4-11369
Neutral site-Avg/Game	-	0-0

### Team Results

Date	Opponent		Score	Att.
12/03/2023	Louisville	W	75-68	8925
12/30/2023	at Wake Forest	L	63-86	10055
01/06/2024	at Florida St.	L	74-77	5025
01/10/2024	Clemson	W	87-72	8925
01/13/2024	Miami (FL)	L	71-75	8925
01/17/2024	at Virginia	L	57-65	14547
01/20/2024	at NC State	W	84-78	15850
01/23/2024	Boston College	W	76-71	8925
01/27/2024	Georgia Tech	W	91-67	8925
01/29/2024	Duke	L	67-77	8925

# VIRGINIA TECH MEN'S BASKETBALL

## TEAM GAME-BY-GAME

Opponent	Date	Score	W	Total		3-Pointers		Free throws		Rebounds				PF	A	TO	BLK	STL	PTS	AVG
				FG-FGA	PCT	3FG-3FGA	PCT	FT-FTA	PCT	OFF	DEF	TOT	AVG							
Coppin St.	11/06/2023	100-55	W	32-62	.516	13-31	.419	23-29	.793	14	29	43	43.0	16	29	11	4	9	100	100.0
vs South Carolina	11/10/2023	77-79	L	26-52	.500	7-22	.318	18-22	.818	6	17	23	33.0	12	13	5	1	8	77	88.5
Campbell	11/15/2023	60-44	W	22-58	.379	4-19	.211	12-15	.800	9	25	34	33.3	11	14	7	3	6	60	79.0
Wofford	11/19/2023	98-76	W	33-58	.569	10-20	.500	22-26	.846	9	27	36	34.0	20	20	11	4	6	98	83.8
vs Boise St.	11/23/2023	82-75	W	26-55	.473	7-18	.389	23-27	.852	4	24	28	32.8	19	14	9	4	6	82	83.4
vs Iowa St.	11/24/2023	71-62	W	20-49	.408	11-28	.393	20-23	.870	8	27	35	33.2	18	16	15	1	7	71	81.3
vs Fla. Atlantic	11/26/2023	50-84	L	20-60	.333	2-17	.118	8-13	.615	9	20	29	32.6	10	8	14	0	6	50	76.9
at Auburn	11/29/2023	57-74	L	14-51	.275	6-20	.300	23-31	.742	17	27	44	34.0	25	7	21	2	5	57	74.4
Louisville	12/03/2023	75-68	W	24-55	.436	5-20	.250	22-27	.815	8	24	32	33.8	17	16	10	2	6	75	74.4
Valparaiso	12/09/2023	71-50	W	23-53	.434	10-27	.370	15-18	.833	13	28	41	34.5	10	18	15	1	5	71	74.1
Vermont	12/16/2023	73-51	W	23-54	.426	10-29	.345	17-23	.739	7	35	42	35.2	15	13	7	3	6	73	74.0
American	12/21/2023	77-55	W	32-50	.640	5-17	.294	8-12	.667	5	25	30	34.8	14	23	7	5	4	77	74.3
at Wake Forest	12/30/2023	63-86	L	24-52	.462	5-16	.313	10-14	.714	4	28	32	34.5	18	12	19	4	1	63	73.4
at Florida St.	01/06/2024	74-77	L	25-51	.490	11-23	.478	13-20	.650	7	28	35	34.6	24	9	16	4	2	74	73.4
Clemson	01/10/2024	87-72	W	31-57	.544	13-24	.542	12-14	.857	9	26	35	34.6	10	17	11	5	7	87	74.3
Miami (FL)	01/13/2024	71-75	L	28-58	.483	10-33	.303	5-6	.833	8	26	34	34.6	18	12	15	3	4	71	74.1
at Virginia	01/17/2024	57-65	L	21-54	.389	11-30	.367	4-4	1.000	4	28	32	34.4	14	14	15	1	3	57	73.1
at NC State	01/20/2024	84-78	W	26-49	.531	9-19	.474	23-28	.821	5	23	28	34.1	16	16	20	1	7	84	73.7
Boston College	01/23/2024	76-71	W	26-53	.491	8-22	.364	16-16	1.000	5	17	22	33.4	14	16	11	4	8	76	73.8
Georgia Tech	01/27/2024	91-67	W	32-58	.552	12-27	.444	15-17	.882	8	29	37	33.6	17	23	7	3	2	91	74.7
Duke	01/29/2024	67-77	L	26-58	.448	6-22	.273	9-12	.750	4	16	20	33.0	10	15	4	3	4	67	74.3
<b>Total</b>		<b>1561</b>		<b>534-1147</b>	<b>.466</b>	<b>175-484</b>	<b>.362</b>	<b>318-397</b>	<b>.801</b>	<b>163</b>	<b>529</b>	<b>692</b>	<b>33.0</b>	<b>328</b>	<b>325</b>	<b>250</b>	<b>58</b>	<b>112</b>	<b>1561</b>	<b>74.3</b>
Opponents		1441		531-1210	.439	139-420	.331	240-340	.706	192	465	657	31.3	354	265	256	62	135	1441	68.6

### Virginia Tech Averages

Games Played	Points/game	FG Pct	3FG Pct	FT Pct	Rebounds/game	Assists/game	Turnovers/game	Assist/Turnover ratio	Steals/game	Blocks/game
21	74.3	46.6	36.2	80.1	33.0	15.5	11.9	1.3	5.3	2.8

# VIRGINIA TECH MEN'S BASKETBALL

## OPPONENTS GAME-BY-GAME

Opponent	Date	Score	W	Total		3-Pointers		Free throws		Rebounds										
				FG-FGA	PCT	3FG-3FGA	PCT	FT-FTA	PCT	OFF	DEF	TOT	AVG	PF	A	TO	BLK	STL	PTS	AVG
Coppin St.	11/06/2023	100-55	W	19-51	.373	5-17	.294	12-18	.667	4	18	22	22.0	21	5	19	4	6	55	55.0
vs South Carolina	11/10/2023	77-79	L	31-55	.564	10-21	.476	7-8	.875	8	22	30	26.0	16	16	10	2	2	79	67.0
Campbell	11/15/2023	60-44	W	14-51	.275	5-19	.263	11-16	.688	14	24	38	30.0	13	10	16	3	4	44	59.3
Wofford	11/19/2023	98-76	W	26-61	.426	13-31	.419	11-16	.688	10	18	28	29.5	20	13	15	4	3	76	63.5
vs Boise St.	11/23/2023	82-75	W	27-57	.474	8-21	.381	13-16	.813	8	27	35	30.6	20	10	16	3	3	75	65.8
vs Iowa St.	11/24/2023	71-62	W	21-50	.420	5-21	.238	15-26	.577	9	21	30	30.5	19	12	13	1	9	62	65.2
vs Fla. Atlantic	11/26/2023	50-84	L	33-58	.569	9-22	.409	9-11	.818	6	34	40	31.9	15	16	15	5	10	84	67.9
at Auburn	11/29/2023	57-74	L	24-62	.387	2-16	.125	24-36	.667	17	23	40	32.9	22	12	8	7	11	74	68.6
Louisville	12/03/2023	75-68	W	23-57	.404	6-19	.316	16-18	.889	9	24	33	32.9	21	11	14	4	6	68	68.6
Valparaiso	12/09/2023	71-50	W	21-52	.404	3-24	.125	5-8	.625	5	17	22	31.8	15	10	14	2	9	50	66.7
Vermont	12/16/2023	73-51	W	21-57	.368	4-20	.200	5-9	.556	4	22	26	31.3	19	7	9	2	2	51	65.3
American	12/21/2023	77-55	W	21-54	.389	8-15	.533	5-11	.455	8	15	23	30.6	13	13	9	0	6	55	64.4
at Wake Forest	12/30/2023	63-86	L	30-68	.441	7-19	.368	19-21	.905	11	26	37	31.1	15	9	7	3	9	86	66.1
at Florida St.	01/06/2024	74-77	L	28-61	.459	3-15	.200	18-29	.621	11	21	32	31.1	19	15	10	1	8	77	66.9
Clemson	01/10/2024	87-72	W	28-63	.444	9-26	.346	7-8	.875	10	18	28	30.9	14	13	11	3	4	72	67.2
Miami (FL)	01/13/2024	71-75	L	27-57	.474	9-25	.360	12-16	.750	4	20	24	30.5	12	13	11	2	9	75	67.7
at Virginia	01/17/2024	57-65	L	25-54	.463	4-14	.286	11-16	.688	5	28	33	30.6	11	18	7	2	10	65	67.5
at NC State	01/20/2024	84-78	W	26-60	.433	6-18	.333	20-24	.833	13	19	32	30.7	22	15	18	4	14	78	68.1
Boston College	01/23/2024	76-71	W	30-60	.500	6-18	.333	5-9	.556	13	22	35	30.9	13	14	15	2	7	71	68.3
Georgia Tech	01/27/2024	91-67	W	25-66	.379	8-22	.364	9-14	.643	13	18	31	31.0	16	14	5	5	2	67	68.2
Duke	01/29/2024	67-77	L	31-56	.554	9-17	.529	6-10	.600	10	28	38	31.3	18	19	14	3	1	77	68.6
<b>Total</b>		<b>1441</b>		<b>531-1210</b>	<b>.439</b>	<b>139-420</b>	<b>.331</b>	<b>240-340</b>	<b>.706</b>	<b>192</b>	<b>465</b>	<b>657</b>	<b>31.3</b>	<b>354</b>	<b>265</b>	<b>256</b>	<b>62</b>	<b>135</b>	<b>1441</b>	<b>68.6</b>
Virginia Tech		1561		534-1147	.466	175-484	.362	318-397	.801	163	529	692	33.0	328	325	250	58	112	1561	74.3

### Opponents Averages

Games Played	Points/game	FG Pct	3FG Pct	FT Pct	Rebounds/game	Assists/game	Turnovers/game	Assist/Turnover ratio	Steals/game	Blocks/game
21	68.6	43.9	33.1	70.6	31.3	12.6	12.2	1.0	6.4	3.0

TEAM CATEGORY LEADERS

Points

##	Player	G	Pts	Pts/G
3	Pedulla, Sean	19	294	15.5
15	Kidd, Lynn	21	292	13.9
0	Cattoor, Hunter	20	276	13.8
23	Nickel, Tyler	20	173	8.7
31	Beran, Robbie	21	126	6.0
2	Collins, MJ	19	119	6.3
34	Poteat, Mylyjael	21	118	5.6
4	Long, Mekhi	18	67	3.7
10	Rechsteiner, Brandon	19	41	2.2
11	Camden, John	8	24	3.0
13	Young, Jaydon	14	23	1.6
5	Wessler, Patrick	7	8	1.1

Scoring Average

##	Player	G	Pts	Pts/G
3	Pedulla, Sean	19	294	15.5
15	Kidd, Lynn	21	292	13.9
0	Cattoor, Hunter	20	276	13.8
23	Nickel, Tyler	20	173	8.7
2	Collins, MJ	19	119	6.3
31	Beran, Robbie	21	126	6.0
34	Poteat, Mylyjael	21	118	5.6
4	Long, Mekhi	18	67	3.7
11	Camden, John	8	24	3.0
10	Rechsteiner, Brandon	19	41	2.2
13	Young, Jaydon	14	23	1.6
5	Wessler, Patrick	7	8	1.1

Field Goal Percentage

##	Player	FG	Att	Pct
15	Kidd, Lynn	115	175	.657
34	Poteat, Mylyjael	44	70	.629
0	Cattoor, Hunter	80	163	.491
31	Beran, Robbie	44	97	.454
23	Nickel, Tyler	53	123	.431
4	Long, Mekhi	26	62	.419
3	Pedulla, Sean	98	236	.415
11	Camden, John	7	17	.412
10	Rechsteiner, Brandon	14	37	.378
5	Wessler, Patrick	3	8	.375
2	Collins, MJ	43	133	.323
13	Young, Jaydon	7	25	.280

Field Goal Attempts

##	Player	G	Att	Att/G
3	Pedulla, Sean	19	236	12.4
15	Kidd, Lynn	21	175	8.3
0	Cattoor, Hunter	20	163	8.2
2	Collins, MJ	19	133	7.0
23	Nickel, Tyler	20	123	6.2

Field Goals Made

##	Player	G	Made	Made/G
15	Kidd, Lynn	21	115	5.5
3	Pedulla, Sean	19	98	5.2
0	Cattoor, Hunter	20	80	4.0
23	Nickel, Tyler	20	53	2.7
31	Beran, Robbie	21	44	2.1

3-Point FG Percentage

##	Player	3FG	Att	Pct
11	Camden, John	7	13	.538
0	Cattoor, Hunter	50	116	.431
23	Nickel, Tyler	35	89	.393
13	Young, Jaydon	7	18	.389
3	Pedulla, Sean	38	103	.369
31	Beran, Robbie	17	52	.327
2	Collins, MJ	14	53	.264
10	Rechsteiner, Brandon	7	27	.259

3-Point FG Attempts

##	Player	G	Att	Att/G
0	Cattoor, Hunter	20	116	5.8
3	Pedulla, Sean	19	103	5.4
23	Nickel, Tyler	20	89	4.5
2	Collins, MJ	19	53	2.8
31	Beran, Robbie	21	52	2.5

3-Point FG Made

##	Player	G	Made	Made/G
0	Cattoor, Hunter	20	50	2.5
3	Pedulla, Sean	19	38	2.0
23	Nickel, Tyler	20	35	1.8
31	Beran, Robbie	21	17	0.8
2	Collins, MJ	19	14	0.7

TEAM CATEGORY LEADERS

Free Throw Percentage

##	Player	Made	Att	Pct
13	Young, Jaydon	2	2	1.000
2	Collins, MJ	19	21	.905
0	Cattoor, Hunter	66	74	.892
15	Kidd, Lynn	62	70	.886
31	Beran, Robbie	21	24	.875
3	Pedulla, Sean	60	74	.811
23	Nickel, Tyler	32	40	.800
10	Rechsteiner, Brandon	6	8	.750
34	Poteat, Mylyjael	30	42	.714
11	Camden, John	3	5	.600
4	Long, Mekhi	15	30	.500
5	Wessler, Patrick	2	4	.500

Free Throw Attempts

##	Player	G	Att	Att/G
3	Pedulla, Sean	19	74	3.9
0	Cattoor, Hunter	20	74	3.7
15	Kidd, Lynn	21	70	3.3
34	Poteat, Mylyjael	21	42	2.0
23	Nickel, Tyler	20	40	2.0

Free Throws Made

##	Player	G	Made	Made/G
0	Cattoor, Hunter	20	66	3.3
15	Kidd, Lynn	21	62	3.0
3	Pedulla, Sean	19	60	3.2
23	Nickel, Tyler	20	32	1.6
34	Poteat, Mylyjael	21	30	1.4

Rebounds

##	Player	G	Reb	Reb/G
15	Kidd, Lynn	21	135	6.4
4	Long, Mekhi	18	88	4.9
3	Pedulla, Sean	19	77	4.1
31	Beran, Robbie	21	75	3.6
34	Poteat, Mylyjael	21	66	3.1

Assists

##	Player	G	Ast	Ast/G
3	Pedulla, Sean	19	86	4.5
2	Collins, MJ	19	43	2.3
0	Cattoor, Hunter	20	35	1.8
15	Kidd, Lynn	21	30	1.4
23	Nickel, Tyler	20	30	1.5

Rebounds Average

##	Player	G	Reb	Reb/G
15	Kidd, Lynn	21	135	6.4
4	Long, Mekhi	18	88	4.9
3	Pedulla, Sean	19	77	4.1
31	Beran, Robbie	21	75	3.6
34	Poteat, Mylyjael	21	66	3.1

Steals

##	Player	G	Stl	Stl/G
0	Cattoor, Hunter	20	22	1.1
3	Pedulla, Sean	19	16	0.8
2	Collins, MJ	19	16	0.8
31	Beran, Robbie	21	15	0.7
15	Kidd, Lynn	21	13	0.6

Offensive Rebounds

##	Player	G	OReb	OReb/G
15	Kidd, Lynn	21	31	1.5
34	Poteat, Mylyjael	21	27	1.3
4	Long, Mekhi	18	22	1.2
31	Beran, Robbie	21	13	0.6
23	Nickel, Tyler	20	10	0.5

Blocked Shots

##	Player	G	Blk	Blk/G
31	Beran, Robbie	21	20	1.0
15	Kidd, Lynn	21	10	0.5
34	Poteat, Mylyjael	21	7	0.3
4	Long, Mekhi	18	6	0.3
23	Nickel, Tyler	20	5	0.3

Defensive Rebounds

##	Player	G	DReb	DReb/G
15	Kidd, Lynn	21	104	5.0
3	Pedulla, Sean	19	68	3.6
4	Long, Mekhi	18	66	3.7
31	Beran, Robbie	21	62	3.0
0	Cattoor, Hunter	20	55	2.8

Minutes

##	Player	G	Min	Min/G
0	Cattoor, Hunter	20	646	32:17
3	Pedulla, Sean	19	586	30:50
15	Kidd, Lynn	21	505	24:03
23	Nickel, Tyler	20	495	24:44
2	Collins, MJ	19	490	25:47



TEAM CATEGORY LEADERS

Fouls

##	Player	G	PF	PF/G
31	Beran, Robbie	21	58	2.8
0	Cattoor, Hunter	20	43	2.2
3	Pedulla, Sean	19	42	2.2
4	Long, Mekhi	18	41	2.3
15	Kidd, Lynn	21	40	1.9

Turnovers

##	Player	G	TO	TO/G
3	Pedulla, Sean	19	67	3.5
15	Kidd, Lynn	21	30	1.4
0	Cattoor, Hunter	20	25	1.3
31	Beran, Robbie	21	24	1.1
2	Collins, MJ	19	21	1.1

Foul Outs

##	Player	G	FO
31	Beran, Robbie	21	2
4	Long, Mekhi	18	2
3	Pedulla, Sean	19	1
0	Cattoor, Hunter	20	1
34	Poteat, Mylyjael	21	1

TEAM GAME HIGHS

Virginia Tech - Game Highs

<b>POINTS</b>	100		Coppin St. (11/06/2023)
	98		Wofford (11/19/2023)
	91		Georgia Tech (01/27/2024)
	87		Clemson (01/10/2024)
	84		at NC State (01/20/2024)
<b>FIELD GOALS MADE</b>	33		Wofford (11/19/2023)
	32		Georgia Tech (01/27/2024)
	32		American (12/21/2023)
	32		Coppin St. (11/06/2023)
<b>FIELD GOAL ATTEMPTS</b>	62		Coppin St. (11/06/2023)
	60		vs Fla. Atlantic (N) (11/26/2023)
<b>FIELD GOAL PERCENTAGE</b>	.640	(32-50)	American (12/21/2023)
	.569	(33-58)	Wofford (11/19/2023)
<b>3 PT FG MADE</b>	13		Clemson (01/10/2024)
	13		Coppin St. (11/06/2023)
<b>3 PT FG ATTEMPTS</b>	33		Miami (FL) (01/13/2024)
	31		Coppin St. (11/06/2023)
<b>3 PT FG PERCENTAGE</b>	.542	(13-24)	Clemson (01/10/2024)
	.500	(10-20)	Wofford (11/19/2023)
<b>FREE THROWS MADE</b>	23		at NC State (01/20/2024)
	23		at Auburn (11/29/2023)
	23		vs Boise St. (N) (11/23/2023)
	23		Coppin St. (11/06/2023)
<b>FREE THROW ATTEMPTS</b>	31		at Auburn (11/29/2023)
	29		Coppin St. (11/06/2023)
<b>FREE THROW PERCENTAGE</b>	1.000	(16-16)	Boston College (01/23/2024)
	1.000	(4-4)	at Virginia (01/17/2024)
<b>REBOUNDS</b>	44		at Auburn (11/29/2023)
	43		Coppin St. (11/06/2023)
<b>ASSISTS</b>	29		Coppin St. (11/06/2023)
	23		Georgia Tech (01/27/2024)
	23		American (12/21/2023)
<b>STEALS</b>	9		Coppin St. (11/06/2023)
	8		Boston College (01/23/2024)
	8		vs South Carolina (N) (11/10/2023)
<b>BLOCKED SHOTS</b>	5		Clemson (01/10/2024)
	5		American (12/21/2023)
<b>TURNOVERS</b>	21		at Auburn (11/29/2023)
	20		at NC State (01/20/2024)
<b>FOULS</b>	25		at Auburn (11/29/2023)
	24		at Florida St. (01/06/2024)

OPPONENT GAME HIGHS

Opponent - Game Highs

<b>POINTS</b>	86		at Wake Forest (12/30/2023)
	84		vs Fla. Atlantic (N) (11/26/2023)
	79		vs South Carolina (N) (11/10/2023)
	78		at NC State (01/20/2024)
	77		Duke (01/29/2024)
	77		at Florida St. (01/06/2024)
<b>FIELD GOALS MADE</b>	33		vs Fla. Atlantic (N) (11/26/2023)
	31		Duke (01/29/2024)
	31		vs South Carolina (N) (11/10/2023)
<b>FIELD GOAL ATTEMPTS</b>	68		at Wake Forest (12/30/2023)
	66		Georgia Tech (01/27/2024)
<b>FIELD GOAL PERCENTAGE</b>	.569	(33-58)	vs Fla. Atlantic (N) (11/26/2023)
	.564	(31-55)	vs South Carolina (N) (11/10/2023)
<b>3 PT FG MADE</b>	13		Wofford (11/19/2023)
	10		vs South Carolina (N) (11/10/2023)
<b>3 PT FG ATTEMPTS</b>	31		Wofford (11/19/2023)
	26		Clemson (01/10/2024)
<b>3 PT FG PERCENTAGE</b>	.533	(8-15)	American (12/21/2023)
	.529	(9-17)	Duke (01/29/2024)
<b>FREE THROWS MADE</b>	24		at Auburn (11/29/2023)
	20		at NC State (01/20/2024)
<b>FREE THROW ATTEMPTS</b>	36		at Auburn (11/29/2023)
	29		at Florida St. (01/06/2024)
<b>FREE THROW PERCENTAGE</b>	.905	(19-21)	at Wake Forest (12/30/2023)
	.889	(16-18)	Louisville (12/03/2023)
<b>REBOUNDS</b>	40		at Auburn (11/29/2023)
	40		vs Fla. Atlantic (N) (11/26/2023)
<b>ASSISTS</b>	19		Duke (01/29/2024)
	18		at Virginia (01/17/2024)
<b>STEALS</b>	14		at NC State (01/20/2024)
	11		at Auburn (11/29/2023)
<b>BLOCKED SHOTS</b>	7		at Auburn (11/29/2023)
	5		Georgia Tech (01/27/2024)
	5		vs Fla. Atlantic (N) (11/26/2023)
<b>TURNOVERS</b>	19		Coppin St. (11/06/2023)
	18		at NC State (01/20/2024)
<b>FOULS</b>	22		at NC State (01/20/2024)
	22		at Auburn (11/29/2023)

TEAM GAME LOWS

Virginia Tech - Game Lows

<b>POINTS</b>	50		vs Fla. Atlantic (N) (11/26/2023)
	57		at Virginia (01/17/2024)
	57		at Auburn (11/29/2023)
	60		Campbell (11/15/2023)
	63		at Wake Forest (12/30/2023)
<b>FIELD GOALS MADE</b>	14		at Auburn (11/29/2023)
	20		vs Fla. Atlantic (N) (11/26/2023)
	20		vs Iowa St. (N) (11/24/2023)
<b>FIELD GOAL ATTEMPTS</b>	49		at NC State (01/20/2024)
	49		vs Iowa St. (N) (11/24/2023)
<b>FIELD GOAL PERCENTAGE</b>	.275	(14-51)	at Auburn (11/29/2023)
	.333	(20-60)	vs Fla. Atlantic (N) (11/26/2023)
<b>3 PT FG MADE</b>	2		vs Fla. Atlantic (N) (11/26/2023)
	4		Campbell (11/15/2023)
<b>3 PT FG ATTEMPTS</b>	16		at Wake Forest (12/30/2023)
	17		American (12/21/2023)
	17		vs Fla. Atlantic (N) (11/26/2023)
<b>3 PT FG PERCENTAGE</b>	.118	(2-17)	vs Fla. Atlantic (N) (11/26/2023)
	.211	(4-19)	Campbell (11/15/2023)
<b>FREE THROWS MADE</b>	4		at Virginia (01/17/2024)
	5		Miami (FL) (01/13/2024)
<b>FREE THROW ATTEMPTS</b>	4		at Virginia (01/17/2024)
	6		Miami (FL) (01/13/2024)
<b>FREE THROW PERCENTAGE</b>	.615	(8-13)	vs Fla. Atlantic (N) (11/26/2023)
	.650	(13-20)	at Florida St. (01/06/2024)
<b>REBOUNDS</b>	20		Duke (01/29/2024)
	22		Boston College (01/23/2024)
<b>ASSISTS</b>	7		at Auburn (11/29/2023)
	8		vs Fla. Atlantic (N) (11/26/2023)
<b>STEALS</b>	1		at Wake Forest (12/30/2023)
	2		Georgia Tech (01/27/2024)
	2		at Florida St. (01/06/2024)
<b>BLOCKED SHOTS</b>	0		vs Fla. Atlantic (N) (11/26/2023)
	1		at NC State (01/20/2024)
	1		at Virginia (01/17/2024)
	1		Valparaiso (12/09/2023)
	1		vs Iowa St. (N) (11/24/2023)
	1		vs South Carolina (N) (11/10/2023)
<b>TURNOVERS</b>	4		Duke (01/29/2024)
	5		vs South Carolina (N) (11/10/2023)
<b>FOULS</b>	10		Duke (01/29/2024)
	10		Clemson (01/10/2024)
	10		Valparaiso (12/09/2023)
	10		vs Fla. Atlantic (N) (11/26/2023)

OPPONENT GAME LOWS

Opponent - Game Lows

<b>POINTS</b>	44		Campbell (11/15/2023)
	50		Valparaiso (12/09/2023)
	51		Vermont (12/16/2023)
	55		American (12/21/2023)
	55		Coppin St. (11/06/2023)
<b>FIELD GOALS MADE</b>	14		Campbell (11/15/2023)
	19		Coppin St. (11/06/2023)
<b>FIELD GOAL ATTEMPTS</b>	50		vs Iowa St. (N) (11/24/2023)
	51		Campbell (11/15/2023)
	51		Coppin St. (11/06/2023)
<b>FIELD GOAL PERCENTAGE</b>	.275	(14-51)	Campbell (11/15/2023)
	.368	(21-57)	Vermont (12/16/2023)
<b>3 PT FG MADE</b>	2		at Auburn (11/29/2023)
	3		at Florida St. (01/06/2024)
	3		Valparaiso (12/09/2023)
<b>3 PT FG ATTEMPTS</b>	14		at Virginia (01/17/2024)
	15		at Florida St. (01/06/2024)
	15		American (12/21/2023)
<b>3 PT FG PERCENTAGE</b>	.125	(3-24)	Valparaiso (12/09/2023)
	.125	(2-16)	at Auburn (11/29/2023)
<b>FREE THROWS MADE</b>	5		Boston College (01/23/2024)
	5		American (12/21/2023)
	5		Vermont (12/16/2023)
	5		Valparaiso (12/09/2023)
<b>FREE THROW ATTEMPTS</b>	8		Clemson (01/10/2024)
	8		Valparaiso (12/09/2023)
	8		vs South Carolina (N) (11/10/2023)
<b>FREE THROW PERCENTAGE</b>	.455	(5-11)	American (12/21/2023)
	.556	(5-9)	Boston College (01/23/2024)
	.556	(5-9)	Vermont (12/16/2023)
<b>REBOUNDS</b>	22		Valparaiso (12/09/2023)
	22		Coppin St. (11/06/2023)
<b>ASSISTS</b>	5		Coppin St. (11/06/2023)
	7		Vermont (12/16/2023)
<b>STEALS</b>	1		Duke (01/29/2024)
	2		Georgia Tech (01/27/2024)
	2		Vermont (12/16/2023)
	2		vs South Carolina (N) (11/10/2023)
<b>BLOCKED SHOTS</b>	0		American (12/21/2023)
	1		at Florida St. (01/06/2024)
	1		vs Iowa St. (N) (11/24/2023)
<b>TURNOVERS</b>	5		Georgia Tech (01/27/2024)
	7		at Virginia (01/17/2024)
	7		at Wake Forest (12/30/2023)
<b>FOULS</b>	11		at Virginia (01/17/2024)
	12		Miami (FL) (01/13/2024)

# VIRGINIA TECH MEN'S BASKETBALL

## BOX SCORES

### GAME 1: COPPIN STATE



Official Basketball Box Score - Final  
**Coppin St. at Virginia Tech**  
11/06/23 Cassell Coliseum, Blacksburg, Va.  
2023-24 Men's Basketball

Game Time: 8:01 PM  
Game Duration: 1:53  
Attendance: 8,985

Officials: Mark Schnur, Isaac Barnett, Paul Tuomey

Coppin St. - 55

Record: 0-1

NO.	Name	Min	FG			3P			FT			Rebounds		Fouls		TP	AS	TO	ST	Blocks			+/-
			M-A	M-A	M-A	M-A	M-A	M-A	M-A	OR	DR	TOT	PF	FD	BS					BA	BA		
4	Khalil Horton	21:45	0-2	0-1	0-0	0-2	2-2	2-1	0	1	3	0	1	0	1	3	0	0	0	0	0	0	-19
35	Justin Winston	18:55	2-9	2-5	6-6	0	2	2	3	4	12	1	2	0	1	1	2	0	1	1	0	0	-19
2	Zahree Harrison	25:15	1-4	0-2	0-0	0	2	2	3	1	2	1	3	1	0	0	0	0	0	0	0	0	-30
13	Preist Ryan	23:11	1-2	1-1	0-0	0	2	2	0	1	12	0	0	0	0	0	0	0	0	0	2	24	
23	Camaren Sparrow	25:32	2-3	1-1	2-2	0	0	0	0	1	2	7	1	0	1	0	0	0	0	0	0	0	-20
0	Malik Battle	18:46	1-4	1-3	0-2	0	1	1	3	2	3	1	2	0	1	0	1	0	0	0	0	-26	
5	Greg Sparlock	07:01	0-0	0-0	0-0	0	1	1	3	1	0	0	2	0	1	0	0	0	0	0	0	-10	
20	Toto Fagbenle	21:20	4-6	0-0	2-2	1	4	5	2	1	10	0	2	0	3	1	0	0	0	0	0	-31	
10	Ryan Archey	19:13	4-10	0-2	0-2	1	0	1	3	1	8	0	0	0	0	0	0	0	0	0	0	-26	
33	Luka Tekavcic	10:05	0-0	0-0	1-2	0	1	1	1	2	1	0	2	1	0	0	0	0	0	0	0	-8	
1	Daquan Copeland	05:14	0-1	0-1	0-0	0	1	1	0	0	0	0	0	0	0	0	0	0	0	0	0	-9	
24	Ronnie Williams	01:17	0-0	0-0	0-0	0	0	0	0	0	0	0	0	0	0	0	0	0	0	0	0	-3	
11	Donald Ferguson	04:26	0-0	0-0	0-0	0	0	0	0	0	0	0	0	0	0	0	0	0	0	0	0	0	
<b>Team</b>																							
<b>Totals</b>		19:51	5-17	12-18	4	18	22	21	16	55	5	19	6	4	4	45							

Technical Fouls: NONE

Virginia Tech - 100

Record: 1-0

NO.	Name	Min	FG			3P			FT			Rebounds		Fouls		TP	AS	TO	ST	Blocks			+/-
			M-A	M-A	M-A	M-A	M-A	M-A	M-A	OR	DR	TOT	PF	FD	BS					BA	BA		
31	Robbie Beran	14:47	1-4	0-2	0-0	1	1	2	4	0	2	0	3	0	1	0	8						
15	Lynn Kidd	22:53	6-6	0-0	2-5	3	8	11	1	4	14	0	3	0	1	0	25						
0	Hunter Cattoor	26:17	3-5	3-5	4-4	0	2	2	2	2	13	4	1	1	1	0	25						
2	MJ Collins	21:31	1-8	0-3	4-4	1	1	2	2	3	6	2	0	1	0	1	16						
3	Sean Pedulla	26:16	5-11	3-7	2-2	1	3	4	2	4	15	10	2	2	0	0	24						
4	Mekhi Long	22:06	2-4	0-1	2-4	1	3	4	3	2	6	3	0	2	0	1	32						
23	Tyler Nickel	20:06	4-9	2-6	2-2	3	4	7	1	1	12	1	0	1	0	1	28						
34	Myljael Poteat	15:25	4-5	0-0	1-2	1	2	3	1	1	12	1	0	0	0	1	21						
13	Jaydon Young	13:39	2-4	2-3	2-2	0	2	2	0	1	8	5	1	2	0	1	19						
10	Brandon Rechsteiner	11:24	3-4	2-3	4-4	1	1	2	0	3	12	3	0	1	0	0	18						
11	John Camden	05:36	1-2	1-1	0-0	0	2	2	0	0	3	0	1	0	0	0	9						
<b>Team</b>																							
<b>Totals</b>		32:62	13-31	23-29	14	29	43	16	21	100	29	11	9	4	4	45							

Technical Fouls: NONE

Biggest lead	Eagles		Hokies		Points from Turnovers	Eagles		Hokies		Period by Period Scoring		
	1st	2nd	1st	2nd		1st	2nd	TOT				
Biggest lead	1 (1 <sup>st</sup> 17:03)	47 (2 <sup>nd</sup> 1:21)			4	30			Eagles	19	36	55
Best Scoring Run	5 (2 <sup>nd</sup> 6:26)	14 (1 <sup>st</sup> 7:41)			18	36			Hokies	45	55	100
Lead Changes	2				2	8						
Times Tied	0				2	10						
Time with Lead	00:27	38:43			22	50						

### GAME 3: CAMPBELL



Official Basketball Box Score - Final  
**Campbell at Virginia Tech**  
11/15/23 Cassell Coliseum, Blacksburg, Va.  
2023-24 Men's Basketball

Game Time: 6:00 PM  
Game Duration: 1:52  
Attendance: 5,899

Officials: Ted Valentine, Doug Shows, Anthony Eades

Campbell - 44

Record: 1-2

NO.	Name	Min	FG			3P			FT			Rebounds		Fouls		TP	AS	TO	ST	Blocks			+/-
			M-A	M-A	M-A	M-A	M-A	M-A	M-A	OR	DR	TOT	PF	FD	BS					BA	BA		
22	Laurynas Vaistasaras	16:07	0-6	0-3	3-4	1	4	5	3	2	3	1	1	0	0	0	-13						
0	Gediminas Mokseckas	25:38	2-5	1-3	0-0	1	1	2	1	0	5	2	0	0	0	0	-20						
1	Tasos Cook	13:41	1-2	1-1	0-0	0	1	1	0	0	3	0	2	0	0	0	-12						
0	Mason Grant	18:54	0-4	0-0	0-0	1	2	3	0	0	0	1	0	2	0	0	-17						
30	Anthony Dell'Orso	38:33	2-13	1-3	1-3	2	6	8	0	3	6	4	5	0	0	0	-14						
2	Colby Duggan	16:11	1-2	1-2	0-0	1	1	1	2	0	3	1	0	0	0	0	-8						
13	Jasin Sinani	26:30	2-5	1-3	0-0	2	3	5	1	0	5	0	0	0	0	0	-6						
35	Alex Kotov	23:52	2-6	0-1	5-6	1	3	4	1	3	9	2	2	3	0	-3							
5	Elijah Walsh	20:33	4-8	0-3	2-3	3	6	2	3	0	1	1	0	0	0	4							
<b>Team</b>																							
<b>Totals</b>		14:51	5-19	11-16	14	24	38	13	11	44	10	16	4	3	3	-16							

Technical Fouls: NONE

Virginia Tech - 60

Record: 2-1

NO.	Name	Min	FG			3P			FT			Rebounds		Fouls		TP	AS	TO	ST	Blocks			+/-
			M-A	M-A	M-A	M-A	M-A	M-A	M-A	OR	DR	TOT	PF	FD	BS					BA	BA		
31	Robbie Beran	27:49	2-5	0-2	2-2	0	3	3	1	1	6	1	0	2	2	1	15						
15	Lynn Kidd	24:48	9-12	0-0	6-7	5	10	15	2	4	24	1	2	0	0	0	11						
0	Hunter Cattoor	35:01	4-11	4-9	0-0	0	4	4	0	2	12	0	0	0	0	0	15						
2	MJ Collins	32:44	2-10	0-3	0-0	3	3	0	0	4	4	1	2	1	0	0	17						
3	Sean Pedulla	23:50	2-9	0-3	1-2	0	2	2	4	3	5	1	2	0	0	1	17						
4	Mekhi Long	15:05	0-2	0-0	1-2	1	1	2	2	1	0	1	0	0	0	1	17						
34	Myljael Poteat	14:18	3-4	0-0	2-2	2	1	3	1	1	8	0	1	0	0	1	5						
13	Jaydon Young	12:15	0-4	0-2	0-0	0	0	0	0	0	1	0	0	0	0	0	0						
10	Brandon Rechsteiner	14:10	0-1	0-0	0-0	0	0	0	0	0	0	2	0	0	0	0	-1						
<b>Team</b>																							
<b>Totals</b>		22:58	4-19	12-15	9	25	34	11	13	60	14	7	6	3	3	16							

Technical Fouls: NONE

Biggest lead	CU		Hokies		Points from Turnovers	CU		Hokies		Period by Period Scoring		
	1st	2nd	1st	2nd		1st	2nd	TOT				
Biggest lead	0 (1 <sup>st</sup> 20:00)	19 (2 <sup>nd</sup> 15:05)			9	12			CU	16	28	44
Best Scoring Run	7 (2 <sup>nd</sup> 13:10)	10 (1 <sup>st</sup> 13:45)			18	30			Hokies	26	34	60
Lead Changes	0				14	11						
Times Tied	1				4	6						
Time with Lead	00:00	37:52			27	9						

### GAME 2: SOUTH CAROLINA



Official Basketball Box Score - Final  
**Virginia Tech at South Carolina**  
11/10/23 Spectrum Center, Charlotte, N.C.  
2023-24 Men's Basketball

Game Time: 9:30 PM  
Game Duration: 2:05  
Attendance: 6,783

Officials: Tony Greene, Ted Valentine, KB Burdett

Virginia Tech - 77

Record: 1-1

NO.	Name	Min	FG			3P			FT			Rebounds		Fouls		TP	AS	TO	ST	Blocks			+/-
			M-A	M-A	M-A	M-A	M-A	M-A	M-A	OR	DR	TOT	PF	FD	BS					BA	BA		
31	Robbie Beran	17:11	3-5	1-3	0-0	1	0	1	0	0	7	1	0	0	1	0	3						
15	Lynn Kidd	26:28	5-7	0-0	2-2	1	5	6	2	2	12	2	2	2	0	0	4						
0	Hunter Cattoor	40:00	4-12	3-10	2-2	0	4	4	3	4	13	0											

# VIRGINIA TECH MEN'S BASKETBALL

## BOX SCORES

### GAME 5: BOISE STATE

Official Basketball Box Score - Final													Game Time: 8:00 PM						
Boise St. at Virginia Tech													Game Duration: 2:00						
11/23/23 State Farm Field House, Lake Buena Vista, Fla.													Attendance: 2,458						
2023-24 Men's Basketball													Officials: Doug Simmons, Chance Moore, Nomi Kidwai						
Boise St. - 75													Record: 2-2						
NO. Name	Min	FG	3P	FT	Rebounds	Fouls	TP	AS	TO	ST	Blocks	+/-	Shooting By Period						
2 Tyson Degenhart	F 36:26	5-7	0-1	8-9	3 5 8	2 10	18	2	0	0	2	0	-1	1 <sup>st</sup> FG%	17-35	48.6%	3PT%	5-12	41.7%
31 Cam Martin	F 27:13	2-6	0-1	4-4	1 3 4	2 4	8	1	3	1	0	0	-1	FT%	2-4	50%	2 <sup>nd</sup> FG%	10-22	45.5%
11 Chibuzo Agbo	G 36:07	6-12	3-8	0-0	1 8 9	4 1	15	1	2	0	0	0	-2	3PT%	3-9	33.3%	3 <sup>rd</sup> FG%	11-12	91.7%
12 Max Rice	G 33:39	5-12	2-7	0-0	0 5 5	3 1	12	2	6	0	0	0	-3	GM FG%	27-57	47.4%	FT%	13-16	81.3%
15 Jacx Whiting	G 19:16	2-4	0-0	0-0	0 1 1	1 0	4	0	1	2	0	0	-1	Dead Ball Rebounds: 1, 0					
0 Rodde Anderson III	13:08	1-5	1-2	0-0	0 1 1	3 0	3	2	1	0	0	0	-5						
1 O'Mar Stanley	25:34	5-9	2-2	1-3	1 2 3	2 3	13	2	1	0	0	1	-8						
5 RJ Keane	06:08	1-2	0-0	0-0	1 1 2	2 0	2	0	0	0	0	0	-5						
3 Kobe Young	01:32	0-0	0-0	0-0	0 0 0	1 0	0	0	0	0	0	0	-1						
13 Andrew Meadow	00:57	0-0	0-0	0-0	0 1 1	0 0	0	0	0	0	0	0	-2						
Team					1 0 1				0	2									
<b>Totals</b>		27-57	8-21	19-16	8 27 35	21 19	75	10	16	3	3	4	-7	Technical Fouls: NONE					

Official Basketball Box Score - Final													Game Time: 5:30 PM						
Iowa St. at Virginia Tech													Game Duration: 2:01						
11/24/23 State Farm Field House, Lake Buena Vista, Fla.													Attendance: 2,937						
2023-24 Men's Basketball													Officials: Rick Crawford, Don Daly, Courtney Green						
Iowa St. - 62													Record: 5-1						
NO. Name	Min	FG	3P	FT	Rebounds	Fouls	TP	AS	TO	ST	Blocks	+/-	Shooting By Period						
0 Tre King	F 24:32	3-6	0-1	4-4	1 6 7	4 3	10	1	2	1	0	1	-9	1 <sup>st</sup> FG%	11-27	40.7%	3PT%	2-9	22.2%
12 Robert Jones	F 23:14	2-3	0-0	1-2	3 4 7	1 1	5	0	1	0	1	0	1	FT%	6-9	66.7%	2 <sup>nd</sup> FG%	10-23	43.5%
22 Milan Momcilovic	F 35:19	7-10	3-5	4-5	1 1 2	4 4	21	0	2	2	0	0	-4	3PT%	3-12	25.0%	3 <sup>rd</sup> FG%	9-17	52.9%
3 Tamin Lipsey	G 35:37	6-13	1-3	5-8	3 2 5	2 6	18	4	5	3	0	0	-12	GM FG%	27-57	47.4%	FT%	15-26	57.7%
10 Keshon Gilbert	G 30:21	1-6	0-4	1-6	0 3 3	4 3	3	4	2	2	0	0	-4	Dead Ball Rebounds: 4, 0					
5 Curtis Jones	25:49	1-8	1-7	0-0	0 2 2	2 0	3	2	0	1	0	0	-11						
33 Omata Bilow	04:22	0-0	0-0	0-0	0 1 1	0 0	0	0	1	0	0	0	-4						
4 Demarion Watson	07:29	0-0	0-0	0-0	0 1 1	1 0	0	0	0	0	0	0	-5						
1 Jackson Paveletzke	13:18	1-4	0-1	0-1	0 1 1	1 1	2	1	0	0	0	0	3						
Team					1 0 1				0	0									
<b>Totals</b>		21-50	5-21	15-26	9 21 30	19 18	62	12	13	9	1	1	-9	Technical Fouls: NONE					

Official Basketball Box Score - Final													Game Time: 5:30 PM							
Virginia Tech - 71													Game Duration: 2:18							
11/23/23 State Farm Field House, Lake Buena Vista, Fla.													Attendance: 2,588							
2023-24 Men's Basketball													Officials: Doug Simmons, Byron Jarrett, Chance Moore							
Virginia Tech - 82													Record: 4-1							
NO. Name	Min	FG	3P	FT	Rebounds	Fouls	TP	AS	TO	ST	Blocks	+/-	Shooting By Period							
31 Robbie Beran	F 28:22	1-3	0-0	2-2	0 3 3	4 1	4	1	1	1	2	1	-5	1 <sup>st</sup> FG%	14-29	48.3%	3PT%	4-10	40.0%	
15 Lynn Kidd	C 28:52	6-8	0-0	7-7	1 5 6	2 6	19	1	1	1	0	0	11	FT%	12-13	92.3%	2 <sup>nd</sup> FG%	12-26	46.2%	
0 Hunter Cattoor	G 36:51	5-11	5-10	4-5	0 1 1	3 4	19	1	1	1	0	0	13	3PT%	3-8	37.5%	3 <sup>rd</sup> FG%	11-14	78.6%	
2 MJ Collins	G 08:19	0-3	0-1	0-0	0 0 0	3 0	4	0	0	0	0	0	-4	GM FG%	26-55	47.3%	FT%	7-18	38.9%	
3 Sean Pedulla	G 36:08	5-16	1-3	7-8	0 6 6	1 6	18	7	3	2	0	2	8	FT%	23-27	85.2%	Dead Ball Rebounds: 2, 0			
4 Mekhi Long	11:55	2-2	0-0	0-0	1 4 5	3 0	4	1	1	0	0	0	12							
23 Tyler Nickel	31:41	5-10	1-4	3-5	1 3 4	0 3	14	2	1	1	1	0	11							
34 Mylajael Poteat	10:51	2-2	0-0	0-0	1 0 1	3 0	4	1	0	0	0	0	-4							
10 Brandon Rechsteiner	03:52	0-0	0-0	0-0	0 1 1	0 0	0	0	0	0	0	0	-1							
13 Jaydon Young	03:09	0-0	0-0	0-0	0 0 0	0 0	0	0	0	0	0	0	-6							
Team					0 1 1				0	0										
<b>Totals</b>		26-55	7-18	23-27	4 24 28	19 20	82	14	9	6	4	3	7	Technical Fouls: NONE						

BSU		VAT		Points from Turnovers		Period by Period Scoring		
1st	2nd	1st	2nd	TOT	1st	2nd	TOT	
Biggest lead	12 (1 <sup>st</sup> 16:29)	9 (2 <sup>nd</sup> 0:19)			BSU	41	34	75
Best Scoring Run	9 (1 <sup>st</sup> 16:29)	14 (1 <sup>st</sup> 2:26)			VAT	44	38	82
Lead Changes	3							
Times Tied	4							
Time with Lead	21:12	16:55						

### GAME 6: IOWA STATE

Official Basketball Box Score - Final													Game Time: 8:00 PM						
Iowa St. at Virginia Tech													Game Duration: 2:01						
11/24/23 State Farm Field House, Lake Buena Vista, Fla.													Attendance: 2,937						
2023-24 Men's Basketball													Officials: Rick Crawford, Don Daly, Courtney Green						
Iowa St. - 62													Record: 5-1						
NO. Name	Min	FG	3P	FT	Rebounds	Fouls	TP	AS	TO	ST	Blocks	+/-	Shooting By Period						
0 Tre King	F 24:32	3-6	0-1	4-4	1 6 7	4 3	10	1	2	1	0	1	-9	1 <sup>st</sup> FG%	11-27	40.7%	3PT%	2-9	22.2%
12 Robert Jones	F 23:14	2-3	0-0	1-2	3 4 7	1 1	5	0	1	0	1	0	1	FT%	6-9	66.7%	2 <sup>nd</sup> FG%	10-23	43.5%
22 Milan Momcilovic	F 35:19	7-10	3-5	4-5	1 1 2	4 4	21	0	2	2	0	0	-4	3PT%	3-12	25.0%	3 <sup>rd</sup> FG%	9-17	52.9%
3 Tamin Lipsey	G 35:37	6-13	1-3	5-8	3 2 5	2 6	18	4	5	3	0	0	-12	GM FG%	27-57	47.4%	FT%	15-26	57.7%
10 Keshon Gilbert	G 30:21	1-6	0-4	1-6	0 3 3	4 3	3	4	2	2	0	0	-4	Dead Ball Rebounds: 4, 0					
5 Curtis Jones	25:49	1-8	1-7	0-0	0 2 2	2 0	3	2	0	1	0	0	-11						
33 Omata Bilow	04:22	0-0	0-0	0-0	0 1 1	0 0	0	0	1	0	0	0	-4						
4 Demarion Watson	07:29	0-0	0-0	0-0	0 1 1	1 0	0	0	0	0	0	0	-5						
1 Jackson Paveletzke	13:18	1-4	0-1	0-1	0 1 1	1 1	2	1	0	0	0	0	3						
Team					1 0 1				0	0									
<b>Totals</b>		21-50	5-21	15-26	9 21 30	19 18	62	12	13	9	1	1	-9	Technical Fouls: NONE					

Official Basketball Box Score - Final													Game Time: 5:30 PM							
Virginia Tech - 71													Game Duration: 2:18							
11/23/23 State Farm Field House, Lake Buena Vista, Fla.													Attendance: 2,588							
2023-24 Men's Basketball													Officials: Doug Simmons, Byron Jarrett, Chance Moore							
Virginia Tech - 82													Record: 4-1							
NO. Name	Min	FG	3P	FT	Rebounds	Fouls	TP	AS	TO	ST	Blocks	+/-	Shooting By Period							
31 Robbie Beran	F 15:54	1-4	0-2	2-2	1 1 2	4 2	4	1	0	0	0	0	0	1 <sup>st</sup> FG%	14-29	48.3%	3PT%	4-10	40.0%	
15 Lynn Kidd	C 28:52	5-6	0-0	3-3	1 3 4	2 4	13	2	3	1	0	0	3	FT%	12-13	92.3%	2 <sup>nd</sup> FG%	12-26	46.2%	
0 Hunter Cattoor	G 36:51	4-9	3-7	7-8	0 3 3	5 3	18	1	1	1	0	0	5	3PT%	3-8	37.5%	3 <sup>rd</sup> FG%	11-14	78.6%	
2 MJ Collins	G 08:19	0-3	0-1	0-0	0 0 0	3 0	4	0	0	0	0	0	-4	GM FG%	26-55	47.3%	FT%	7-18	38.9%	
3 Sean Pedulla	G 36:08	5-16	1-3	7-8	0 6 6	1 6	18	7	3	2	0	2	8	FT%	23-27	85.2%	Dead Ball Rebounds: 2, 0			
4 Mekhi Long	11:55	2-2	0-0	0-0	1 4 5	3 0	4	1	1	0	0	0	12							
23 Tyler Nickel	31:41	5-10	1-4	3-5	1 3 4	0 3	14	2	1	1	1	0	11							
34 Mylajael Poteat	10:51	2-2	0-0	0-0	1 0 1	3 0	4	1	0	0	0	0	-4							
10 Brandon Rechsteiner	03:52	0-0	0-0	0-0	0 1 1	0 0	0	0	0	0	0	0	-1							
13 Jaydon Young	03:09	0-0	0-0	0-0	0 0 0	0 0	0	0	0	0	0	0	-6							
Team					0 1 1				0	0										
<b>Totals</b>		26-55	7-18	23-27	4 24 28	19 20	82	14	9	6	4	3	7	Technical Fouls: NONE						

ISU		VAT		Points from Turnovers		Period by Period Scoring		
1st	2nd	1st	2nd	TOT	1st	2nd	TOT	
Biggest lead	3 (1 <sup>st</sup> 18:05)	12 (1 <sup>st</sup> 0:10)			BSU	41	34	75
Best Scoring Run	9 (2 <sup>nd</sup> 8:44)	9 (1 <sup>st</sup> 2:27)			VAT	44	38	82
Lead Changes	8							
Times Tied	7							
Time with Lead	05:19	29:08						

### GAME 7: FLORIDA ATLANTIC

Official Basketball Box Score - Final													Game Time: 1:00 PM	
Fla. Atlantic at Virginia Tech													Game Duration: 1:50	
11/23/23 State Farm Field House, Lake Buena Vista, Fla.													Attendance: 2,588	
2023-24 Men's Basketball													Officials: Doug Simmons, Byron Jarrett, Chance Moore	
Fla. Atlantic - 84													Record: 5-1	
NO. Name	Min													

# VIRGINIA TECH MEN'S BASKETBALL

## BOX SCORES

### GAME 9: LOUISVILLE

Official Basketball Box Score - Final														Game Time: 4:00 PM		
Louisville at Virginia Tech														Game Duration: 2:06		
2/20/23 Cassell Coliseum, Blacksburg, Va.														Attendance: 8,925		
2023-24 Men's Basketball														Officials: Roger Ayers, Ron Groover, Clarence Armstrong		
Louisville - 68														Record: 4-4 (0-1)		
NO. Name	Min	FG	3P	FT	Rebounds	Fouls	TP	AS	TO	ST	Blocks	BS	BA	+/-	Shooting By Period	
0 Mike James	F 33:26	4-12	2-5	0-0	2 7 9	4 2	10	4	1	1	0	0	0	-8	1 <sup>st</sup> FG% 12-28	42.9%
5 Brandon Huntley-Hatfield	F 38:01	4-6	0-1	6-6	2 7 9	3 5	14	0	1	0	1	0	-1	3PT% 4-10	40.0%	
12 JJ Traynor	F 27:36	3-7	1-2	1-2	2 3 5	2 1	8	0	0	0	2	0	3	FT% 3-3	100%	
22 Tre White	G 34:18	4-10	1-4	1-1	0 3 3	1 2	10	4	3	3	1	0	1	2 <sup>nd</sup> FG% 11-29	37.9%	
55 Skyy Clark	G 36:10	4-12	1-4	7-8	0 2 2	4 5	16	3	3	0	0	2	1	3PT% 2-9	22.2%	
4 Ty-Laur Johnson	19:03	4-8	1-3	1-1	1 1 2	3 2	10	0	2	0	0	0	-10	FT% 13-15	86.7%	
1 Curtis Williams	05:35	0-2	0-0	0-0	0 0 0	0 0	0	0	0	0	0	0	-10	GM FG% 23-57	40.4%	
34 Emmanuel Okorofor	01:59	0-0	0-0	0-0	0 0 0	0 0	0	0	0	0	0	0	-6	3PT% 6-19	31.6%	
10 Kaleb Glenn	03:52	0-0	0-0	0-0	0 0 0	4 0	0	0	0	0	0	0	-5	FT% 16-18	88.9%	
Team					2 1 3	0	0	0	3					Dead Ball Rebounds: 3, 0		
<b>Totals</b>		23-57	6-19	16-18	9 24 33	21 17	68	11	14	6	4	2	-7			

Official Basketball Box Score - Final														Game Time: 4:00 PM		
Louisville at Virginia Tech														Game Duration: 2:06		
2/20/23 Cassell Coliseum, Blacksburg, Va.														Attendance: 8,925		
2023-24 Men's Basketball														Officials: Roger Ayers, Ron Groover, Clarence Armstrong		
Virginia Tech - 75														Record: 6-3 (1-0)		
NO. Name	Min	FG	3P	FT	Rebounds	Fouls	TP	AS	TO	ST	Blocks	BS	BA	+/-	Shooting By Period	
23 Tyler Nickel	F 24:48	1-6	1-6	0-0	0 2 2	2 0	3	2	0	1	1	0	5	1 <sup>st</sup> FG% 12-30	40.0%	
31 Robbie Beran	F 12:47	1-7	0-4	0-0	1 1 1	0 1	2	0	0	0	1	1	-12	3PT% 3-10	30.0%	
15 Lynn Kidd	C 24:40	8-13	0-0	3-4	0 4 4	4 2	19	1	1	0	0	0	4	FT% 3-4	75%	
0 Hunter Cattoor	G 38:27	3-6	1-3	5-5	1 2 3	2 6	12	2	3	0	0	6	2 <sup>nd</sup> FG% 12-25	48.0%		
3 Sean Pedulla	G 26:19	2-6	0-3	4-6	1 4 5	4 4	8	4	4	0	0	-7	3PT% 2-10	20.0%		
2 MJ Collins	23:49	5-10	3-3	7-7	2 2 4	3 5	20	4	1	0	0	2	9	FT% 19-23	82.6%	
4 Mekhi Long	27:20	1-3	0-1	2-4	2 6 8	0 2	4	1	1	2	0	0	19	GM FG% 24-55	43.6%	
34 Mylajael Poteat	15:33	3-4	0-0	1-1	0 2 2	2 1	7	1	0	0	0	1	3	3PT% 5-20	25.0%	
10 Brandon Rechsteiner	03:31	0-0	0-0	0-0	0 0 0	0 0	0	1	0	0	0	0	11	FT% 22-27	81.5%	
13 Jaydon Young	03:06	0-0	0-0	0-0	0 0 0	0 0	0	0	0	0	0	0	-3	Dead Ball Rebounds: 4, 0		
Team					2 1 3	0	0	1								
<b>Totals</b>		24-55	5-20	22-27	8 24 32	17 21	75	16	10	6	2	4	7			

Cards		Hokies		Points from Turnovers		Cards		Hokies		Period by Period Scoring		
Biggest lead	8 (1 <sup>st</sup> 16:32)	8 (2 <sup>nd</sup> 0:12)	Points from Turnovers	17	17	1st	2nd	TOT	Cards	31	37	68
Best Scoring Run	7 (1 <sup>st</sup> 16:32)	11 (2 <sup>nd</sup> 17:44)	Paint	26	36				Hokies	30	45	75
Lead Changes	9		Second Chance	5	10							
Times Tied	2		Fast Breaks	12	5							
Time with Lead	19:45	18:32	Bench	10	31							

### GAME 10: VALPARAISO

Official Basketball Box Score - Final														Game Time: 12:00 PM		
Valparaiso at Virginia Tech														Game Duration: 1:46		
12/09/23 Cassell Coliseum, Blacksburg, Va.														Attendance: 6,107		
2023-24 Men's Basketball														Officials: Bert Smith, Tommy Morrissey, JW Lucas		
Valparaiso - 50														Record: 4-6		
NO. Name	Min	FG	3P	FT	Rebounds	Fouls	TP	AS	TO	ST	Blocks	BS	BA	+/-	Shooting By Period	
1 Jerome Palm	F 13:16	0-3	0-0	0-0	0 0 0	2 0	0	0	1	0	0	0	-1	1 <sup>st</sup> FG% 9-27	33.3%	
13 Cooper Schwiager	F 26:00	1-4	0-3	0-0	0 2 2	3 1	2	0	2	1	0	0	-30	3PT% 2-14	14.3%	
0 Jaxon Edwards	G 30:26	6-10	1-4	0-1	1 4 5	3 2	13	0	1	1	0	0	-24	FT% 3-4	75%	
6 Darius DeAveiro	G 38:24	2-6	1-4	2-2	1 3 4	3 3	7	6	4	0	0	0	-17	2 <sup>nd</sup> FG% 12-25	48.0%	
19 Isaiah Stafford	G 32:01	5-15	1-8	3-5	0 3 3	0 3	7	6	4	4	4	2	-11	3PT% 1-10	10.0%	
4 Sherman Weatherspoon	22:15	2-6	0-4	0-0	1 0 1	2 1	4	0	1	1	0	0	-9	FT% 2-4	50%	
5 Ota Aljiboye	06:54	0-1	0-0	0-0	0 0 0	1 0	0	0	1	0	0	0	2	GM FG% 21-52	40.4%	
21 Kaspar Sepp	29:08	5-7	0-1	0-0	1 4 5	1 0	10	0	1	1	0	0	-11	3PT% 3-24	12.5%	
3 Anthony Sciarroni	01:36	0-0	0-0	0-0	0 0 0	0 0	0	0	0	0	0	0	-4	FT% 5-8	62.5%	
Team					1 1 2	0	0	0	0	0	0	0	0	Dead Ball Rebounds: 1, 1		
<b>Totals</b>		21-52	3-24	5-8	5 17 22	15 10	50	10	14	9	2	1	-21			

Official Basketball Box Score - Final														Game Time: 12:00 PM		
Valparaiso at Virginia Tech														Game Duration: 1:46		
12/09/23 Cassell Coliseum, Blacksburg, Va.														Attendance: 6,107		
2023-24 Men's Basketball														Officials: Bert Smith, Tommy Morrissey, JW Lucas		
Virginia Tech - 71														Record: 7-3		
NO. Name	Min	FG	3P	FT	Rebounds	Fouls	TP	AS	TO	ST	Blocks	BS	BA	+/-	Shooting By Period	
23 Tyler Nickel	F 25:43	4-7	4-7	0-0	0 2 2	1 0	12	3	1	0	0	0	18	1 <sup>st</sup> FG% 12-21	57.1%	
15 Lynn Kidd	C 22:05	4-7	0-0	6-6	1 5 6	4 4	14	1	1	0	0	0	10	3PT% 6-12	50.0%	
0 Hunter Cattoor	G 33:26	5-9	3-6	6-6	0 3 3	1 4	19	3	2	1	0	0	26	FT% 7-8	87.5%	
4 Mekhi Long	G 20:50	3-4	0-0	2-4	2 2 1	2 6	2	3	3	1	0	0	19	2 <sup>nd</sup> FG% 11-32	34.4%	
10 Brandon Rechsteiner	G 27:57	1-6	1-6	2-2	0 1 1	1 1	5	3	3	1	0	0	18	3PT% 4-15	26.7%	
31 Robbie Beran	21:13	3-6	2-4	1-2	1 3 4	1 2	9	3	3	0	1	1	7	FT% 8-10	80%	
2 MJ Collins	18:13	0-4	0-2	0-0	0 1 1	0 0	1	2	0	0	0	0	6	GM FG% 23-53	43.4%	
34 Mylajael Poteat	13:09	3-4	0-0	0-0	2 4 6	2 2	6	2	0	0	0	0	6	3PT% 10-27	37.0%	
13 Jaydon Young	11:17	0-2	0-1	0-0	0 3 3	1 0	0	0	1	1	0	0	-1	FT% 15-18	83.3%	
11 John Camden	02:38	0-2	0-1	0-0	2 0 2	1 0	0	0	0	0	0	0	4	Dead Ball Rebounds: 2, 0		
5 Patrick Wessler	01:51	0-1	0-0	0-0	1 1 2	0 0	0	0	0	0	0	0	0			
33 Michael Ward	00:52	0-0	0-0	0-0	0 0 0	0 0	0	0	0	0	0	0	-2			
55 Conner Venable	00:52	0-1	0-0	0-0	1 0 1	0 0	0	0	0	0	0	0	-2			
Team					1 3 4	0	0	1								
<b>Totals</b>		23-53	10-27	15-18	13 28 41	10 15	71	18	15	5	1	2	21			

Cards		Hokies		Points from Turnovers		Cards		Hokies		Period by Period Scoring		
Biggest lead	1 (1 <sup>st</sup> 19:28)	25 (2 <sup>nd</sup> 10:05)	Points from Turnovers	14	17	1st	2nd	TOT	Cards	23	27	50
Best Scoring Run	7 (2 <sup>nd</sup> 7:30)	9 (2 <sup>nd</sup> 10:05)	Paint	24	22				Hokies	37	34	71
Lead Changes	2		Second Chance	3	11							
Times Tied	1		Fast Breaks	4	4							
Time with Lead	00:53	38:32	Bench	14	15							

### GAME 11: VERMONT

Official Basketball Box Score - Final														Game Time: 4:05 PM		
Vermont at Virginia Tech														Game Duration: 1:50		
12/16/23 Cassell Coliseum, Blacksburg, Va.														Attendance: 4,918		
2023-24 Men's Basketball														Officials: Bill Covington Jr., Justin Porterfield, Trey Shyros		
Vermont - 51														Record: 8-4		
NO. Name	Min	FG	3P	FT	Rebounds	Fouls	TP	AS	TO	ST	Blocks	BS	BA	+/-	Shooting By Period	
0 Ilori Ayo-Faleye	F 17:32	1-4	0-0	0-0	1 1 2	3 0	2	0	1	0	2	0	-18	1 <sup>st</sup> FG% 7-27	25.9%	
24 Matt Veretto	F 15:33	0-4	0-2	0-0	0 2 2	3 0	0	0	0	1	0	0	-1	3PT% 2-12	16.7%	
3 TJ Hurley	G 17:33	4-7	0-2	1-1	0 1 1	1 3	9	0	1	0	0	0	-24	FT% 1-3	33.3%	
12 Shamir Bogues	G 12:08	0-1	0-0	1-2	0 3 3	0 1	0	0	2	1	0	1	-5	2 <sup>nd</sup> FG% 14-30	46.7%	
20 TJ Long	G 21:25	2-7	0-0	0-0	0 3 3	1 0	5	0	0	0	0	0	-6	FT% 2-8	25.0%	
1 Aaron Deloney	18:30	1-3	0-2	0-0	0 1 1	1 0	2	4	1	0	0	0	-14	GM FG% 21-57	36.8%	
32 Nick Fiorillo	23:26	5-10	1-4	2-3	0 2 2	2 5	13	0	0	0	0	1	-4	3PT% 4-20	20.0%	
2 Sam Alamutu	14:50	2-3	0-1	0-0	1 2 3	1 0	4	2	0	0	0	0	-3	FT% 5-9	55.6%	
5 Brenton Mills	23:05	2-7	0-1	1-3	0 2 2	1 3	5	1	0	0	0	0	-21	Dead Ball Rebounds: 1, 2		
21 Seth Joba	13:08	2-5	1-1	0-0	0 2 2	3 5	0	0	0	0	0	0	-14			
4 Jackson Skipper	15:47	2-5	1-3	0-0	1 2 3	3 2	5	0	2	0	0	0	-2			
13 Jace Roquemore	05:49	0-1	0-0													



# VIRGINIA TECH MEN'S BASKETBALL

## BOX SCORES

### GAME 13: WAKE FOREST

		Official Basketball Box Score - Final <b>Virginia Tech at Wake Forest</b> 12/30/23 LVM Coliseum, Winston-Salem 2023-24 Men's Basketball										Game Time: 2:00 PM Game Duration: 1:53 Attendance: 10,055					
		Record: 9-4 (1-1)										Officials: Roger Ayers, Tony Henderson, Brent Hampton					
Virginia Tech - 63		Record: 9-4 (1-1)										Shooting By Period					
NO. Name	Min	FG	3P	FT	Rebounds	Fouls	TP	AS	TO	ST	Blocks	+	-	1 <sup>st</sup> FG%	2 <sup>nd</sup> FG%	3 <sup>rd</sup> FG%	FT%
15 Lynn Kidd	C 29:20	7-15	0-0	0-0	1 4 5	3 4	14	3	3	0	0	0	-11	37.5%	0.0%	0.0%	
0 Hunter Cattoor	G 32:36	5-7	1-3	3-3	0 6 6	3 2	14	2	1	0	0	-19	71.4%	85.7%			
2 MJ Collins	G 19:33	0-3	0-0	0-0	0 2 2	0 0	0	0	1	0	0	-13	15.2%	53.6%			
3 Sean Pedulla	G 19:26	2-8	1-4	0-0	0 2 2	2 1	5	2	2	6	0	-2	25.0%	45.5%			
4 Mekhi Long	G 18:58	2-3	0-1	1-4	2 3 5	2 2	5	0	2	0	0	-23	66.7%	57.1%			
10 Brandon Rechsteiner	20:34	2-3	0-1	0-0	0 4 4	1 0	4	1	3	0	0	-10	66.7%	46.2%			
31 Robbie Beran	18:42	3-6	2-4	0-0	0 2 2	4 1	8	2	2	0	0	-11	50.0%	31.3%			
34 Mylyjael Poteat	06:43	1-2	0-0	0-0	0 1 1	1 0	2	0	0	0	0	-11	50.0%	71.4%			
23 Tyler Nickel	28:31	2-4	1-2	6-7	0 2 2	1 5	11	1	0	1	0	-14					
5 Patrick Wessler	03:57	0-1	0-0	0-0	0 0 0	0 0	0	0	0	0	0	-1					
13 Jaydon Young	03:40	0-0	0-0	0-0	0 1 1	0 0	0	1	0	0	0	-0					
Team					1 1 2	0 0	0	0	1	0	0	-3					
<b>Totals</b>		24-52	5-16	10-14	4 28 32	18 15	63	12	19	1	4	3	-23				

		Official Basketball Box Score - Final <b>Wake Forest at Virginia Tech</b> 12/30/23 LVM Coliseum, Winston-Salem 2023-24 Men's Basketball										Game Time: 2:00 PM Game Duration: 1:53 Attendance: 10,055					
		Record: 9-3 (1-0)										Officials: Ted Valente, Tim Cloughery, Tommy Morrissey					
Wake Forest - 86		Record: 9-3 (1-0)										Shooting By Period					
NO. Name	Min	FG	3P	FT	Rebounds	Fouls	TP	AS	TO	ST	Blocks	+	-	1 <sup>st</sup> FG%	2 <sup>nd</sup> FG%	3 <sup>rd</sup> FG%	FT%
11 Andrew Carr	F 28:48	4-9	0-3	7-7	2 6 8	0 5	15	0	2	2	1	0	21	44.4%	51.5%		
4 Elton Reid	C 19:49	5-9	1-1	2-2	2 6 8	4 1	13	2	1	2	0	1	10	55.6%	88.9%		
0 Kevin Miller	G 31:16	4-14	0-1	6-6	0 2 2	2 5	14	2	3	1	0	1	18	28.6%	37.1%		
2 Cameron Hildreth	G 30:06	5-12	2-2	2-2	0 2 2	4 2	14	1	0	1	0	1	18	41.7%	91.7%		
23 Hunter Sallis	G 33:57	8-14	2-6	2-4	4 5 9	1 4	20	1	0	1	2	1	20	57.1%	66.7%		
25 Zach Keller	20:11	1-3	0-1	0-0	0 1 1	1 1	2	2	0	2	0	0	13	33.3%	44.1%		
20 Parker Friedrichsen	20:29	1-3	1-3	0-0	0 0 0	0 2	0	0	0	0	0	0	11	33.3%	36.8%		
1 Marqus Marion	11:12	1-2	0-0	0-0	3 1 4	1 0	2	0	0	0	0	0	2	50.0%	90.5%		
10 Abramo Canka	10:26	2-0	0-0	0-0	0 1 1	0 0	0	0	0	0	0	0	2				
45 Vincent Rociutti	01:22	1-2	1-2	0-0	0 0 0	0 0	0	0	0	0	0	0	0				
52 Will Underwood	01:22	0-0	0-0	0-0	0 0 0	0 0	0	0	0	0	0	0	0				
Team					0 2 2	0 0	0	0	1	0	0	0	-1				
<b>Totals</b>		30-68	7-19	19-21	11 26 37	15 18	86	9	7	9	3	4	23				

Biggest lead		VTECH		WAKE	
0 (1 <sup>st</sup> 20:00)		28 (2 <sup>nd</sup> 15:01)			
Best Scoring Run		5 (2 <sup>nd</sup> 5:53)		11 (2 <sup>nd</sup> 19:46)	
Lead Changes		0		0	
Times Tied		0		0	
Time with Lead		00:00		38:21	

Points from		VTECH		WAKE	
Turnovers		7		23	
Paint		30		36	
Second Chance		0		18	
Fast Breaks		5		0	
Bench		25		10	

Period by Period Scoring		VTECH		WAKE	
1st		24		39	
2nd		39		63	
TOT		44		86	

### GAME 15: CLEMSON

		Official Basketball Box Score - Final <b>Clemson at Virginia Tech</b> 01/10/24 Cassell Coliseum, Blacksburg, Va. 2023-24 Men's Basketball										Game Time: 7:01 PM Game Duration: 1:53 Attendance: 8,925					
		Record: 11-4 (3-3)										Officials: Ron Groover, Jeffery Clark, Greg Evans					
Clemson - 72		Record: 11-4 (3-3)										Shooting By Period					
NO. Name	Min	FG	3P	FT	Rebounds	Fouls	TP	AS	TO	ST	Blocks	+	-	1 <sup>st</sup> FG%	2 <sup>nd</sup> FG%	3 <sup>rd</sup> FG%	FT%
4 Ian Schiefelin	F 24:12	7-10	1-1	0-1	5 3 8	3 2	15	2	0	0	0	0	-11	70.0%	55.2%		
21 Chauncey Wiggins	F 22:02	5-7	2-4	0-0	1 2 3	0 0	12	0	0	0	1	0	-9	71.4%	53.8%		
24 PJ Hall	F 30:00	4-13	3-8	0-0	1 3 4	3 3	11	0	1	0	1	1	-11	30.8%	35.3%		
1 Chase Hunter	G 36:54	3-13	1-5	2-2	3 1 4	2 1	9	2	1	0	0	1	-10	23.1%	15.4%		
11 Joseph Girard III	G 33:29	3-10	1-5	5-5	0 2 2	1 3	12	4	6	2	0	0	-14	30.0%	66.7%		
2 Dillon Hunter	20:40	2-4	1-3	0-0	0 0 0	0 0	5	2	0	1	0	0	-10	50.0%	44.4%		
10 RJ Godfrey	13:45	3-3	0-0	0-0	1 1 2	1 1	2	1	2	1	0	0	-5	100%	34.6%		
33 Bas Layle	03:45	0-0	0-0	0-0	0 0 0	0 0	0	0	0	0	0	0	-1		87.5%		
0 Josh Beadle	15:13	1-3	0-0	0-0	0 3 3	0 0	2	2	1	0	0	0	-4				
Team					0 3 3	0 0	0	0	0	0	0	0	-15				
<b>Totals</b>		28-63	9-26	7-8	10 18 28	14 10	72	13	11	4	3	5	-15				

		Official Basketball Box Score - Final <b>Virginia Tech at Clemson</b> 01/10/24 Cassell Coliseum, Blacksburg, Va. 2023-24 Men's Basketball										Game Time: 7:01 PM Game Duration: 1:53 Attendance: 8,925					
		Record: 10-5 (2-2)										Officials: Ron Groover, Jeffery Clark, Greg Evans					
Virginia Tech - 87		Record: 10-5 (2-2)										Shooting By Period					
NO. Name	Min	FG	3P	FT	Rebounds	Fouls	TP	AS	TO	ST	Blocks	+	-	1 <sup>st</sup> FG%	2 <sup>nd</sup> FG%	3 <sup>rd</sup> FG%	FT%
31 Robbie Beran	F 18:06	3-4	2-3	0-0	2 6 8	2 1	8	0	2	0	0	0	14	75.0%	64.5%		
15 Lynn Kidd	C 23:23	3-6	0-0	0-0	0 2 2	2 0	6	1	0	1	0	1	8	50.0%	80.0%		
0 Hunter Cattoor	G 13:52	0-0	0-0	0-0	0 0 0	0 0	0	0	1	1	0	0	8		42.3%		
2 MJ Collins	G 32:39	1-5	0-2	0-0	1 1 2	1 1	2	7	2	0	0	0	12	20.0%	40.0%		
3 Sean Pedulla	G 34:33	9-16	6-10	8-8	0 4 4	0 6	32	7	2	4	0	1	12	56.3%	54.4%		
4 Mekhi Long	20:29	4-9	0-1	0-0	3 4 7	1 0	8	0	2	0	2	1	5	44.4%	54.4%		
34 Mylyjael Poteat	18:02	2-4	0-0	1-2	1 2 3	2 3	5	0	1	0	0	0	10	50.0%	54.2%		
23 Tyler Nickel	27:59	8-11	5-7	3-4	0 4 4	1 3	24	1	1	1	0	0	12	72.7%	85.7%		
10 Brandon Rechsteiner	05:27	1-2	0-1	0-0	0 1 1	0 0	2	0	0	0	0	0	3				
13 Jaydon Young	05:30	0-0	0-0	0-0	0 1 1	0 0	0	0	0	0	0	0	2				
Team					2 1 3	0 0	0	0	0	0	0	0	-2				
<b>Totals</b>		31-57	13-24	12-14	9 26 35	10 14	87	17	11	7	5	3	15				

Biggest lead		Tigers		Hokies	
4 (1 <sup>st</sup> 19:00)		15 (2 <sup>nd</sup> 0:42)			
Best Scoring Run		7 (2 <sup>nd</sup> 17:39)		8 (1 <sup>st</sup> 14:48)	
Lead Changes		1		0	
Times Tied		1		0	
Time with Lead		02:06		36:57	

Points from		Tigers		Hokies	
Turnovers		13		19	
Paint		28		34	
Second Chance		12		8	
Fast Breaks		2		6	
Bench		13		39	

Period by Period Scoring		Tigers		Hokies	
1st		44		28	
2nd		28		72	
TOT		53		87	

### GAME 14: FLORIDA STATE

		Official Basketball Box Score - Final <b>Virginia Tech at Florida State</b> 01/06/24 Donald L. Tucker Center, Tallahassee 2023-24 Men's Basketball										Game Time: 4:00 PM Game Duration: 2:21 Attendance: 5,025					
		Record: 9-5 (1-2)										Officials: Jamie Luckie, AJ Desai, Michael Roberts					
Virginia Tech - 74		Record: 9-5 (1-2)										Shooting By Period					
NO. Name	Min	FG	3P	FT	Rebounds	Fouls	TP	AS	TO	ST	Blocks	+	-	1 <sup>st</sup> FG%	2 <sup>nd</sup> FG%	3 <sup>rd</sup> FG%	FT%
23 Tyler Nickel	F 20:14	2-4	1-2	4-5	1 0 1	1 3	9	1	2	0	0	0	6	50.0%	42.9%		
15 Lynn Kidd	C 25:17	1-5	0-0	0-0	3 5 8	4 1	2	3	3	0	1	1	-6	20.0%	0.0%		
0 Hunter Cattoor	G 37:42	6-8	5-6	2-2	1 4 5	1 3	19	1	2	1	0	0	-1	75.0%	56.5%		
3 Sean Pedulla	G 33:42	9-17	3-6	5-8	0 2 2	4 4	7	26	2	4	0	0	6	52.9%	66.7%		
4 Mekhi Long	G 18:58	1-3	0-1	2-4	0 4 4	3 2	4	1	1	0	2	0	9	33.3%	70.6%		
31 Robbie Beran	25:14	1-3	0-2	0-0	0 3												

# VIRGINIA TECH MEN'S BASKETBALL

## BOX SCORES

### GAME 17: VIRGINIA

Official Basketball Box Score - Final													Game Time: 7:00 PM					
Virginia Tech at Virginia													Game Duration: 1:55					
01/17/24 John Paul Jones Arena, Charlottesville													Attendance: 14,547					
Virginia vs Virginia Tech Men's Basketball Commonwealth Clash													Officials: Bill Covington Jr., Brian O'Connell, Tony Henderson					
Virginia Tech - 57													Record: 10-7 (2-4)					
NO. Name	Min	FG	3P	FT	Rebounds	Fouls	TP	AS	TO	ST	Blocks	+/-	Shooting By Period					
31 Robbie Beran	F 18:39	4-7	2-4	0-0	0 6 6	4 1	10	0	2	0	1	0	-3	1 <sup>st</sup> FG%	6-22	27.3%		
15 Lynn Kidd	C 16:13	1-3	0-0	0-0	0 2 2	0 0	2	2	1	0	0	-8	3 <sup>rd</sup> FT%	4-12	33.3%			
0 Hunter Cattoor	G 38:23	5-10	2-5	0-0	0 4 4	4 3	12	3	1	2	0	-6	FT%	2-2	100%			
2 MJ Collins	G 33:59	1-3	1-3	0-0	0 1 1	2 0	3	2	0	1	0	-3	2 <sup>nd</sup> FG%	15-32	46.9%			
3 Sean Pedulla	G 32:47	6-16	4-9	2-2	1 5 6	2 2	18	5	7	0	0	-4	3 <sup>rd</sup> FT%	7-18	38.9%			
4 Mekhi Long	08:39	1-3	0-1	0-0	0 2 2	0 0	2	0	0	0	0	-3	GM FG%	21-54	38.9%			
23 Tyler Nickel	23:57	2-8	2-7	2-2	0 4 4	0 2	8	1	3	0	0	-6	3 <sup>rd</sup> FT%	11-30	36.7%			
34 Mylajael Poteat	20:10	1-3	0-0	0 0	3 2 5	2 3	2	1	1	0	0	-3	FT%	4-4	100.0%			
10 Brandon Rechsteiner	07:13	0-1	0-1	0-0	0 2 2	0 0	0	0	0	0	0	-4	Dead Ball Rebounds: 0					
Team					0 0 0	0 0	0	0	0	0	0							
<b>Totals</b>	21:54	11-30	4-4	4 28	32	14	11	57	14	15	3	1	2	-8				
Technical Fouls: NONE																		

Official Basketball Box Score - Final													Game Time: 7:00 PM					
Virginia Tech at Virginia													Game Duration: 1:55					
01/17/24 John Paul Jones Arena, Charlottesville													Attendance: 14,547					
Virginia vs Virginia Tech Men's Basketball Commonwealth Clash													Officials: Bill Covington Jr., Brian O'Connell, Tony Henderson					
Virginia - 65													Record: 12-5 (3-3)					
NO. Name	Min	FG	3P	FT	Rebounds	Fouls	TP	AS	TO	ST	Blocks	+/-	Shooting By Period					
22 Jordan Minor	F 26:29	5-8	0-0	6-8	2 3 5	3 4	16	2	1	2	0	1	4	1 <sup>st</sup> FG%	10-30	33.3%		
2 Reece Beekman	G 37:48	6-13	2-3	2-3	0 4 4	0 3	16	4	4	0	0	3	3 <sup>rd</sup> FT%	4-10	40.0%			
4 Andrew Rohde	G 24:59	0-4	0-3	0-0	0 2 2	1 1	0	3	0	1	0	0	6	FT%	1-2	50%		
11 Isaac McKneely	G 34:21	3-8	0-2	2-2	0 2 2	1 1	8	3	1	1	0	7	2 <sup>nd</sup> FG%	15-24	62.5%			
13 Ryan Dunn	G 25:46	3-4	0-0	0-0	1 6 7	2 2	6	0	1	1	1	0	3	3 <sup>rd</sup> FT%	0-4	0.0%		
1 Dante Harris	16:57	2-5	0-2	1-3	0 2 2	3 2	5	5	0	1	1	0	5	GM FG%	25-54	46.3%		
0 Blake Buchanan	11:22	4-5	0-0	0-0	1 2 3	0 1	8	1	0	0	0	0	7	3 <sup>rd</sup> FT%	4-14	28.6%		
34 Jacob Groves	14:49	2-5	2-4	0-0	1 2 3	1 0	6	0	0	0	0	0	2	FT%	11-16	68.8%		
35 Leon Bond III	04:54	0-1	0-0	0-0	1 1 1	0 0	0	0	0	0	0	0	6	Dead Ball Rebounds: 1, 1				
10 Taine Murray	02:34	0-1	0-0	0-0	0 0 0	0 0	0	0	0	0	0	-3						
Team					0 4 4	0 0	0	0	0	0	0							
<b>Totals</b>	25:54	4-14	11-16	5 28	33	11	14	65	18	7	10	2	1	8				
Technical Fouls: NONE																		

Biggest lead		VAT	UVA	Points from Turnovers		Period by Period Scoring	
4 (1 <sup>st</sup> 18:34)	13 (2 <sup>nd</sup> 16:25)	4	13 (2 <sup>nd</sup> 16:25)	VAT	UVA	1st	2nd
8 (2 <sup>nd</sup> 13:34)	9 (2 <sup>nd</sup> 16:25)	20	32	VAT	UVA	18	39
3		6	8	UVA	25	40	65
3		17	4				
05:48	31:41	12	19				

### GAME 18: NC STATE

Official Basketball Box Score - Final													Game Time: 7:00 PM					
Virginia Tech at NC State													Game Duration: 2:08					
01/20/24 PNC Arena, Raleigh													Attendance: 15,650					
2023-24 Men's Basketball													Officials: Roger Ayers, Tommy Morrissey, Sean Hull					
Virginia Tech - 84													Record: 11-7 (3-4)					
NO. Name	Min	FG	3P	FT	Rebounds	Fouls	TP	AS	TO	ST	Blocks	+/-	Shooting By Period					
31 Robbie Beran	F 24:44	3-4	1-1	4-4	0 3 3	3 2	11	0	1	2	1	0	7	1 <sup>st</sup> FG%	11-25	44.0%		
15 Lynn Kidd	C 23:57	6-8	0-0	2-2	0 6 6	1 2	14	3	1	2	0	-2	3 <sup>rd</sup> FT%	3-7	42.9%			
0 Hunter Cattoor	G 33:22	4-8	3-6	8-10	0 4 4	1 6	19	2	1	1	0	1	5	FT%	8-9	88.9%		
2 MJ Collins	G 29:24	3-9	1-3	0-0	1 2 3	1 1	7	1	3	1	0	0	8	2 <sup>nd</sup> FG%	15-24	62.5%		
3 Sean Pedulla	G 36:11	5-10	1-3	2-3	0 2 2	3 5	13	9	7	0	0	1	8	3 <sup>rd</sup> FT%	6-12	50.0%		
4 Mekhi Long	13:42	0-2	0-1	0-0	0 3 3	0 0	0	1	0	0	0	-2	GM FG%	15-19	78.9%			
34 Mylajael Poteat	15:04	1-2	0-0	6-8	1 1 2	2 4	8	0	1	0	0	0	8	FT%	26-49	53.1%		
10 Brandon Rechsteiner	02:24	0-0	0-0	0-0	1 1 0	0 0	0	0	0	0	0	0	8	3 <sup>rd</sup> FT%	9-19	47.4%		
23 Tyler Nickel	21:12	4-6	3-5	1-1	0 0 0	2 2	12	0	0	0	0	-1	FT%	23-29	82.1%			
Team					3 1 4	0 0	0	0	3	0	0		Dead Ball Rebounds: 4, 0					
<b>Totals</b>	26:49	9-19	23-28	5 23	28	16	22	84	16	20	7	1	4	6				
Technical Fouls: NONE																		

Official Basketball Box Score - Final													Game Time: 12:00 PM					
Virginia Tech at NC State													Game Duration: 2:08					
01/20/24 PNC Arena, Raleigh													Attendance: 15,650					
2023-24 Men's Basketball													Officials: Roger Ayers, Tommy Morrissey, Sean Hull					
NC State - 78													Record: 13-5 (5-2)					
NO. Name	Min	FG	3P	FT	Rebounds	Fouls	TP	AS	TO	ST	Blocks	+/-	Shooting By Period					
30 D.J. Burns Jr.	F 17:24	3-8	0-0	2-2	1 3 4	4 1	8	3	3	2	1	0	-8	1 <sup>st</sup> FG%	15-31	48.4%		
0 DJ Horne	G 34:16	6-13	3-6	1-2	0 0 0	1 1	16	3	3	0	0	1	0	3 <sup>rd</sup> FT%	2-7	28.6%		
1 Jayden Taylor	G 29:49	4-12	0-4	7-8	0 5 5	5 4	15	1	2	3	0	-10	FT%	0-0	0%			
11 Dennis Parker, Jr.	G 17:21	1-3	0-1	2-2	0 2 1	1 3	11	0	0	0	0	-5	2 <sup>nd</sup> FG%	11-29	37.9%			
14 Casey Morsell	G 38:15	4-7	2-3	9-10	3 0 3	3 3	6	2	0	3	1	0	-3	3 <sup>rd</sup> FT%	4-11	36.4%		
23 Mohamed Diarra	21:19	3-6	0-1	0-0	3 5 8	3 3	6	0	2	1	0	0	-1	GM FG%	26-60	43.3%		
34 Ben Middlebrooks	10:39	1-5	0-0	0-0	2 1 3	0 2	0	3	1	2	0	-4	3 <sup>rd</sup> FT%	6-18	33.3%			
12 Michael O'Connell	25:35	3-5	0-2	0-0	2 1 3	0 0	6	5	1	1	0	0	1	FT%	20-24	83.3%		
2 Kam Woods	03:33	0-0	0-0	0-0	0 0 0	0 0	0	0	0	0	0	-3	GM FG%	26-60	43.3%			
10 Breon Pass	01:50	1-1	1-1	0-0	0 0 0	0 0	0	0	0	0	0	0	1	3 <sup>rd</sup> FT%	20-24	83.3%		
Team					0 4 4	0 0	0	0	1	0	0		Dead Ball Rebounds: 2, 0					
<b>Totals</b>	26:60	6-18	20-24	13 19	32	22	16	78	15	18	14	4	1	6				
Technical Fouls: NONE																		

Biggest lead		VT	ST	Points from Turnovers		Period by Period Scoring	
14 (2 <sup>nd</sup> 2:21)	6 (1 <sup>st</sup> 17:23)	22	25	VAT	ST	1st	2nd
8 (1 <sup>st</sup> 15:04)	8 (2 <sup>nd</sup> 1:37)	32	32	VAT	ST	33	51
15		5	18	UVA	25	40	65
7		18	20				
19:46	16:51	20	17				

### GAME 19: BOSTON COLLEGE

Official Basketball Box Score - Final													Game Time: 9:05 PM					
Boston College at Virginia Tech													Game Duration: 1:59					
01/23/24 Cassell Coliseum, Blacksburg, Va.													Attendance: 8,925					
2023-24 Men's Basketball													Officials: Pat Driscoll, John Gaffney, Brent Hampton					
Boston College - 71													Record: 11-8 (2-6)					
NO. Name	Min	FG	3P	FT	Rebounds	Fouls	TP	AS	TO	ST	Blocks	+/-	Shooting By Period					
10 Prince Aigbe	F 22:40	4-4	1-1	0-0	0 2 2	0 0	9	2	0	0	0	-7	1 <sup>st</sup> FG%	14-31	45.2%			
12 Quinten Post	F 27:19	7-10	1-2	0-1	1 6 7	3 2	15	0	4	3	2	1	3	3 <sup>rd</sup> FT%	3-9	33.3%		
21 Devin McGlockton	F 34:56	9-13	1-1	0-1	5 5 10	3 3	19	0	2	1	0	0	0	FT%	2-3	66.7%		
00 Chas Kelley III	G 22:19	0-1	0-1	2-2	0 1 1	0 1	2	2	3	0	0	-4	2 <sup>nd</sup> FG%	16-29	55.2%			
3 Jaxson Zackery	G 36:01	3-8	0-1	0-0	2 2 4	3 3	6	7	3	1	0	-1	3 <sup>rd</sup> FT%	3-9	33.3%			
15 Claudel Harris Jr.	25:29	5-16	3-9	1-2	0 4 4	1 2	14	2	2	1	0	-5	GM FG%	30-60	50.0%			
45 Mason Madsen	13:05	0-2	0-1	0-0	0 1 1	0 0	0	0	0	0	0	-6	3 <sup>rd</sup> FT%	6-18	33.3%			
2 Armani Mighty	10:21	2-3	0-0	2-3	2 0 2	2 2	6	1	1	1	0	-3	FT%	5-9	55.6%			
13 Donald Hand Jr.	07:50	0-3	0-2	0-0	0 1 1	1 1	0	0	0	0	0	-2	Dead Ball Rebounds: 3, 0					
Team					3 0 3	0 0	0	0	0	0	0							
<b>Totals</b>	30:60	6-18	5-9	13 22	35	13	14	71	14	15	7	2	4	-5				
Technical Fouls: NONE																		

Official Basketball Box Score - Final													Game Time: 9:05 PM			
Boston College at Virginia Tech													Game Duration: 1:59			
01/23/24 Cassell Coliseum, Blacksburg, Va.													Attendance: 8,925			
2023-24 Men's Basketball													Officials: Pat Driscoll, John Gaffney, Brent Hampton			
Virginia Tech - 76													Record: 12-7 (4-4)			
NO. Name	Min	FG	3P	FT	Rebounds	Fouls	TP	AS	TO	ST	Blocks	+/-	Shooting By Period			
31 Robbie Beran	F 34:28	3-5	1-2	2-2	1 1 2	3 1	9	2	1	1	0	0	3	1 <sup>st</sup> FG%	17-38	44.7%
15 Lynn Kidd	C 24:59	4-9	0-0													

## BOX SCORES

### GAME 21: DUKE

### GAME 22: MIAMI



Official Basketball Box Score - Final  
**Duke at Virginia Tech**  
 01/29/24 Cassell Coliseum, Blacksburg, Va.  
 2023-24 Men's Basketball

Game Time: 7:01 PM  
 Game Duration: 1:52  
 Attendance: 8,925

Officials: Ted Valentine, Lee Cassell, Doug Shows

Duke - 77													Record: 16-4 (7-2)							
NO.	Name	Min	FG	3P	FT	Rebounds		Fouls		TP	AS	TO	ST	Blocks		±	Shooting By Period			
			M-A	M-A	M-A	OR	DR	TOT	PF	FD				BS	BA		1 <sup>st</sup>	2 <sup>nd</sup>	GM	
25	Mark Mitchell	F 31:07	4-6	0-0	0-0	2	6	8	2	1	8	1	6	0	2	1	7	1 <sup>st</sup> FG%	15-29	51.7%
30	Kyle Filipowski	C 30:38	6-9	0-1	2-5	1	7	8	4	4	14	2	3	1	0	0	3	3 <sup>rd</sup> FG%	5-9	55.6%
0	Jared McCain	G 38:28	3-10	1-6	2-2	1	9	10	2	1	9	3	0	0	0	1	7	FT%	0-0	0%
1	Caleb Foster	G 14:50	3-6	2-2	0-0	0	0	0	2	1	8	2	1	0	0	0	3	2 <sup>nd</sup> FG%	16-27	59.3%
5	Tyrese Proctor	G 37:37	5-8	2-3	0-0	0	3	3	1	0	12	5	2	0	0	0	8	3 <sup>rd</sup> FT%	4-8	50.0%
3	Jeremy Roach	29:05	5-11	4-5	2-2	0	0	0	3	1	16	4	2	0	0	1	12	FT%	6-10	60%
15	Ryan Young	14:30	5-6	0-0	0-1	3	2	5	4	2	10	2	0	0	1	0	9	GM FG%	31-56	55.4%
13	Sean Stewart	03:45	0-0	0-0	0-0	1	0	1	0	0	0	0	0	0	0	0	1	3 <sup>rd</sup> FT%	9-17	52.9%
	Team																	FT%	6-10	60.0%
	Totals		31-56	9-17	6-10	10	28	38	18	10	77	19	14	1	3	3	10			

Dead Ball Rebounds: 3, 2

Technical Fouls: NONE

Virginia Tech - 67													Record: 13-8 (5-5)							
NO.	Name	Min	FG	3P	FT	Rebounds		Fouls		TP	AS	TO	ST	Blocks		±	Shooting By Period			
			M-A	M-A	M-A	OR	DR	TOT	PF	FD				BS	BA		1 <sup>st</sup>	2 <sup>nd</sup>	GM	
31	Robbie Beran	F 31:34	3-7	1-5	0-0	0	2	2	3	1	7	3	0	1	1	1	-8	1 <sup>st</sup> FG%	11-26	42.3%
15	Lynn Kidd	C 22:50	5-9	0-0	2-2	0	4	4	2	2	12	1	0	0	1	0	1	3 <sup>rd</sup> FT%	3-11	27.3%
0	Hunter Cattoor	G 39:28	5-8	2-4	3-3	0	0	0	1	4	15	0	0	1	0	0	-11	FT%	4-4	100%
2	MJ Collins	G 33:57	7-13	3-6	0-0	0	2	2	0	1	17	3	1	0	1	0	-3	2 <sup>nd</sup> FG%	15-32	46.9%
3	Sean Pedulla	G 38:28	4-15	0-6	4-5	0	3	3	2	7	12	6	1	1	0	0	-10	3 <sup>rd</sup> FT%	3-11	27.3%
23	Tyler Nickel	16:33	0-1	0-1	0-0	0	2	2	0	0	0	1	0	1	0	0	-8	GM FG%	26-58	44.8%
34	Mylyjael Poteat	17:10	2-5	0-0	0-2	3	3	6	2	3	4	1	2	0	0	2	-11	3 <sup>rd</sup> FT%	6-22	27.3%
	Team																	FT%	9-12	75.0%
	Totals		26-58	6-22	9-12	4	16	20	10	18	67	15	4	4	3	3	-10			

Dead Ball Rebounds: 1, 0

Technical Fouls: NONE

	Devs	Hokies	Points from	Devs	Hokies	Period by Period Scoring			
Biggest lead	14 (2 <sup>nd</sup> 1:21)	5 (1 <sup>st</sup> 15:17)	Turnovers	7	11	1st	2nd	TOT	
Best Scoring Run	12 (1 <sup>st</sup> 9:42)	8 (1 <sup>st</sup> 0:58)	Paint	42	36	Devs	35	42	77
Lead Changes	1		Second Chance	15	8	Hokies	29	38	67
Times Tied	0		Fast Breaks	5	2				
Time with Lead	32:58	06:05	Bench	26	4				

### GAME 23: NOTRE DAME

### GAME 24: FLORIDA STATE



**HUNTER CATTOOR**  
GR. • G • 6-3 • 200  
ORLANDO, FLA.  
BISHOP MOORE



**MJ COLLINS**  
SO. • G • 6-4 • 195  
CLOVER, S.C.  
COMBINE ACADEMY



**SEAN PEDULLA**  
JR. • G • 6-1 • 195  
EDMOND, OKLA.  
EDMOND MEMORIAL



**MEKHI LONG**  
GR. • F • 6-7 • 200  
BRYANS ROAD, MD.  
OLD DOMINION



**PATRICK WESSLER**  
R-FR. • C • 7-0 • 255  
MATTHEWS, N.C.  
COMBINE ACADEMY



**BRANDON RECHSTEINER**  
FR. • G • 6-1 • 185  
ACWORTH, GA.  
ETOWAH



**JOHN CAMDEN**  
R-SO. • F • 6-8 • 220  
DOWNTOWN, PA.  
BREWSTER ACADEMY



**JAYDON YOUNG**  
FR. • G • 6-4 • 205  
GOLDSBORO, N.C.  
GREENSBORO DAY SCHOOL



**LYNN KIDD**  
SR. • C • 6-10 • 235  
GAINESVILLE, FLA.  
CLEMSON



**TYLER NICKEL**  
SO. • G/F • 6-7 • 220  
HARRISONBURG, VA.  
NORTH CAROLINA



**ROBBIE BERAN**  
GR. • F • 6-9 • 215  
RICHMOND, VA.  
NORTHWESTERN



**MICHAEL WARD**  
SO. • G • 6-2 • 175  
BETHESDA, MD.  
WALT WHITMAN



**MYLYJAEEL POTEAT**  
SR. • F • 6-9 • 265  
REIDSVILLE, N.C.  
RICE



**CONNER VENABLE**  
FR. • G • 6-3 • 190  
WASHINGTON, D.C.  
THE HEIGHTS SCHOOL



**MIKE YOUNG**  
HEAD COACH  
5TH SEASON



**J.D. BYERS**  
ASSISTANT COACH  
1ST SEASON



**KEVIN GILTNER**  
ASSISTANT COACH  
5TH SEASON



**CHRISTIAN WEBSTER**  
ASSISTANT COACH  
8TH SEASON