


VT HOKIES

2019-20 Virginia Tech Men's Basketball Game Notes

Game Info

Friday, Nov. 8 | Game 2
Cassell Coliseum | Blacksburg, Va.

On the Call

Bryant Johnson (Pxp)
Mack McCarthy (Analyst) 

Schedule

NOVEMBER

5	AT CLEMSON* (ESPNU)	W, 67-60
8	COPPIN STATE (ACCNX)	7 P.M.
13	USC UPSTATE (ACCNX)	7 P.M.
16	LEHIGH (ACCNX)	1:30 P.M.
20	DELAWARE STATE (ACCNX)	7 P.M.
25	(1) VS. NO. 1/1 MICHIGAN STATE (ESPN2)	5 P.M.
26	(1) VS. GEORGIA/DAYTON (ESPN/ESPN2)	TBA
27	(1) VS. TBA (ESPN/ESPN2/ESPNU)	TBA

DECEMBER

6	No. 4/4 DUKE* (ACCN)	7 P.M.
11	CHATTANOOGA (ACCNX)	8:30 P.M.
15	GARDNER-WEBB (ACCNX)	1:30 P.M.
21	VMI (ACCNX)	4 P.M.
29	MARYLAND EASTERN SHORE (ACCNX)	6 P.M.

JANUARY

4	AT NO. 11/9 VIRGINIA* (RSN)	2 P.M.
7	AT [RV/RV] SYRACUSE* (ACCN)	9 P.M.
11	[RV/RV] NC STATE* (RSN)	2 P.M.
14	AT WAKE FOREST* (ACCN)	9 P.M.
18	[RV/RV] SYRACUSE* (RSN)	NOON
22	No. 9/11 NORTH CAROLINA* (ACCN)	8 P.M.
25	AT BOSTON COLLEGE* (ESPN2/ESPNU)	2 P.M.
28	AT MIAMI (FLA.)* (ACCN)	8 P.M.

FEBRUARY

1	[RV/RV] FLORIDA STATE* (RSN)	4 P.M.
4	AT GEORGIA TECH* (ESPN/ESPN2/ESPNU/ACCN)	7 P.M.
8	BOSTON COLLEGE* (RSN)	NOON
15	PITT* (ACCN)	6/8 P.M.
19	MIAMI (FLA.)* (RSN)	9 P.M.
22	AT NO. 4/4 DUKE* (ESPN/ESPN2/ESPNU/ACCN)	4 P.M.
26	No. 11/9 VIRGINIA* (ESPN/ESPN2/ESPNU/ACCN)	7 P.M.

MARCH

1	AT NO. 5/5 LOUISVILLE* (ACCN)	6 P.M.
4	CLEMSON* (ACCN)	7 P.M.
7	AT [RV/--] NOTRE DAME* (ACCN)	2/4 P.M.
10-14	(2) VS. TBA (ESPN/ESPN2/ACCN)	TBA

* ACC MATCH | AP POLL RANKING/COACHES' POLL RANKING

1 - MAUI INVITATIONAL (MAUI, HAWAII)
2 - ACC TOURNAMENT (GREENSBORO, N.C.)

VIRGINIA TECH CONTACT INFO

Lance Dozier | Phone: (507) 993-1898 | Email: lance17@vt.edu
Assistant Director, Strategic Communications
Matt Johnson | Phone: (336) 692-2690 | Email: mattj3@vt.edu
Student Assistant, Strategic Communications

INFORMATION

Virginia Tech Hokies



Record..... 1-0, 1-0 ACC
Starters R/L..... 1/4
Head Coach..... Mike Young
Record at Tech (Years)..... 1-0 (1st)

Coppin State Tigers



Record..... 0-1, 0-1 MEAC
Starters R/L..... 1/4
Head Coach..... Juan Dixon
Record at Coppin St. (Years)..... 13-53 (3rd)

NUMBERS TO KNOW

1

• With the Hokies win over Clemson, Tech started ACC play 1-0 for the sixth time out of the last 16 years and moved to winning four of their last five in league openers.

4

• Four ACC freshman have scored 30-plus points in their debut and two of them did it this past week in UNC's Cole Anthony (34) and Tech's Landers Nolley (30). (More on page 3)

14

• Tech coach Mike Young has been very successful in his home openers since he took over as a head coach in 2003 at Wofford, tallying a record of 14-3 his last 17 years.

PROJECTED STARTERS

#	Name	P	R	A	B	S
0	Hunter Cattoor (G)	0.0	4.0	0.0	0.0	0.0
1	Isaiah Wilkins (G)	4.0	6.0	2.0	0.0	1.0
2	Landers Nolley (G/F)	30.0	5.0	0.0	0.0	2.0
3	Wabissa Bede (G)	7.0	8.0	6.0	1.0	0.0
14	P.J. Horne (F)	8.0	7.0	2.0	0.0	0.0

AT THE RIM

- The Virginia Tech men's basketball program will play host to a team that its coach is familiar with, as Mike Young faced Coppin State last year when he was at Wofford, a 99-65 win.
- Tech has had similar success versus the Eagles, owning a 2-0 record in the all-time series that started back in 1985.
- It will be a special night Friday, with the NCAA Tournament 2018-19 banner being unveiled beforehand, marking Tech's first time making the tourney three years in a row, including its historic Sweet run.
- Speaking of historic, Young picked up his 300th career win and became the first Tech coach to win his ACC opener out of four coaches since the Hokies joined in 2004. (More on page 3)

WHO TO WATCH



- Versus Clemson, Landers Nolley turned in the highest point total (30) by a Tech freshman in a debut.
- It also took quite a bit of shots to get it done, racking up 23 field-goal attempts, the most by a Tech player since 2013.

- P.J. Horne stepped up down the stretch and made some big plays against the Tigers.
- Scoring eight points and probably none bigger than his and-1 dunk with a minute left, Horne also was vital on the glass, with seven boards.



LAST TIME OUT

- Tech, which hadn't won a road ACC opener since 2013 versus Miami (Fla.) on Dec. 8, came away with a seven-point victory at Clemson.
- The game was about as tight as you can get, with neither team gaining a larger lead than eight points, with 15 lead changes.

Social



@HokiesMBB



@HokiesMBB



/HokieSports



AP Top 25 Poll - Preseason

Oct. 21 | *Opponents in italics*

#	Team (1st place)	Record	Points
1	Michigan State (60)	0-0	1619
2	Kentucky (2)	0-0	1497
3	Kansas (3)	0-0	1457
4	Duke	0-0	1399
5	Louisville	0-0	1386
6	Florida	0-0	1313
7	Maryland	0-0	1134
8	Gonzaga	0-0	1096
9	North Carolina	0-0	1060
10	Villanova	0-0	1048
11	Virginia	0-0	1007
12	Seton Hall	0-0	863
13	Texas Tech	0-0	837
14	Memphis	0-0	773
15	Oregon	0-0	742
16	Baylor	0-0	523
17	Utah State	0-0	491
18	Ohio State	0-0	407
19	Xavier	0-0	356
20	Saint Mary's	0-0	330
21	Arizona	0-0	265
22	LSU	0-0	234
23	Purdue	0-0	230
24	Auburn	0-0	210
25	VCU	0-0	193

Receiving Votes: Washington 164, Colorado 152, Tennessee 78, Marquette 68, Florida State 36, Davidson 34, Harvard 24, Illinois 14, Missouri 13, Mississippi State 12, Houston 11, Georgetown 11, Cincinnati 8, Notre Dame 7, Creighton 4, Syracuse 3, NC State 3, Michigan 2

Coaches' Top 25 Poll - Preseason

Oct. 24 | *Opponents in italics*

#	Team (1st place)	Record	Points
1	Michigan State (30)	0-0	792
2	Kentucky	0-0	734
3	Kansas (1)	0-0	687
4	Duke (1)	0-0	683
5	Louisville	0-0	670
6	Florida	0-0	619
7	Gonzaga	0-0	544
8	Maryland	0-0	536
9	Virginia	0-0	532
10	Villanova	0-0	531
11	North Carolina	0-0	503
12	Texas Tech	0-0	417
13	Seton Hall	0-0	403
14	Oregon	0-0	344
15	Memphis	0-0	331
16	Ohio State	0-0	280
17	Arizona	0-0	229
18	Baylor	0-0	228
19	Utah State	0-0	218
20	Saint Mary's	0-0	163
21	Xavier	0-0	149
22	Purdue	0-0	123
23	Auburn	0-0	105
24	LSU	0-0	86
25	Tennessee	0-0	78

Receiving Votes: VCU 76, Marquette 62, Washington 59, Florida State 47, Michigan 28, Colorado 28, Houston 17, Creighton 13, Davidson 11, USC 9, Providence 8, Mississippi State 7, Wisconsin 6, Syracuse 6, Texas 6, UCLA 6, Georgetown 6, Dayton 5, Liberty 5

GENERAL INFORMATION

University Name	Virginia Tech
Location	Blacksburg, Va.
Founded	1872
Enrollment	34,000
President	Dr. Timothy Sands
Director of Athletics	Whit Babcock
Nickname	Hokies
Mascot	Hokie Bird
Colors	Chicago Maroon and Burnt Orange
Affiliation	NCAA Division I
Conference	Atlantic Coast
Home Court	Cassell Coliseum
Capacity	9,275

INFORMATION

2018-19 Record	26-9
Conference Record/Finish	12-6 (5th in ACC)
Starters Returning/Lost	1/4
Letterwinners Returning/Lost	4/5
Newcomers	10 (4 freshmen, 3 transfers, 2 redshirts, 1 walk-on)

STAFF

Head Coach	Mike Young (Emery & Henry, 1986)
Virginia Tech Record/Years	0-0 / first season
Overall Record/Years	299-244 / 17 years
Associate Head Coach	Chester Frazier (Illinois, 2009)
Assistant Coach	Antwon Jackson (Pikeville, 1993)
Assistant Coach	Christian Webster (Harvard, 2013)
Chief of Staff	Stephanie Ballein (Virginia Tech, 1990, 1995)
Special Assistant to the Head Coach	Kevin Giltner (Wofford, 2012)
Special Assistant for Recruiting	Matt Olinger (Liberty, 2007)
Director of Player Personnel	Ryan Nadeau (Michigan State, 2016)
Director, Sports Medicine	Hisham Ziyout (Salisbury, 2015)
Coordinator of Basketball Relations	Ace Custis (Virginia Tech, 1997)
Senior Director, Strength & Conditioning	David Land (App State, 2011)
Assistant Director, Equipment Services	Bruce Garnes (Virginia Tech, 1994, 1996)
Graduate Assistant	Chakiris Moss (Greensboro, 2013)
Graduate Assistant	Will Stigall (Wofford, 2019)
Administrative Assistant	Isabelle Schneiderman (Virginia Tech, 2019)

ROSTER

No.	Name	Pos.	Ht.	Wt.	Cl.	Hometown	High School/Last School
0	Hunter Cattoor	G	6-3	205	Fr.	Orlando, Fla.	Bishop Moore
1	Isaiah Wilkins	G	6-4	225	So.	Winston-Salem, N.C.	Mount Tabor
2	Landers Nolley II	G/F	6-7	225	r-Fr.	Fairburn, Ga.	Langston Hughes
3	Wabissa Bede	G	6-0	200	Jr.	North Andover, Mass.	Cushing Academy
4	Nahiem Alleyne	G	6-3	195	Fr.	Buford, Ga.	Mountain View
10	Jonathan Kabongo	G	6-4	195	So.	Toronto, Canada	Thornlea Secondary
11	Brendan Palmer	G	6-4	195	So.	Winston-Salem, N.C.	Forsythe Country Day
13	Grant Yates	F	6-8	210	So.	Gainesville, Va.	Battlefield/Christopher Newport
14	P.J. Horne	F	6-6	225	Jr.	Tifton, Ga.	Tift County
15	Jalen Cone	G	5-10	170	Fr.	Walkertown, N.C.	Walkertown
21	John Ojiako	F	6-10	240	Fr.	Lagos, Nigeria	Admiral Farragut
22	Keve Aluma	F	6-9	240	Jr.	Berlin, Md.	Stephen Decatur/Wofford
23	Tyrece Radford	G	6-1	205	r-Fr.	Baton Rouge, La.	McKinley
24	Branden Johnson	F	6-8	230	r-Sr.	Garfield Heights, Ohio	Garfield Heights/Alabama St.
25	Ryan Payne	F	6-8	220	Jr.	Mechanicsville, Va.	Hanover

PRONUNCIATIONS

Nahiem Alleyne	na-HEEM ah-LEAN	Jonathan Kabongo	kuh-BONGO
Keve Aluma	Kev-aye	Landers Nolley II	NAH-lee
Wabissa Bede	wa-BEE-sah BEE-dee	John Ojiako	OH-gee-ah-co
Hunter Cattoor	cuh-TOUR	Tyrece Radford	TIE-reese





2018-19 ACC Standings

#	Team	Overall	ACC	Pct.
1.	Boston College	1-0	1-0	1.000
	Georgia Tech	1-0	1-0	1.000
	No. 5/5 Louisville	1-0	1-0	1.000
	No. 9/11 North Carolina	1-0	1-0	1.000
	Pitt	1-0	1-0	1.000
	No. 11/9 Virginia	1-0	1-0	1.000
	Virginia Tech	1-0	1-0	1.000
8.	No. 4/4 Duke	1-0	0-0	1.000
9.	Clemson	1-1	0-1	.000
	[RV/RV] Florida State	0-1	0-1	.000
	Miami (Fla.)	0-1	0-1	.000
	[RV/RV] NC State	0-1	0-1	.000
	[RV/--] Notre Dame	0-1	0-1	.000
	[RV/RV] Syracuse	0-1	0-1	.000
	Wake Forest	0-1	0-1	.000

2019-20 Preseason ACC Coaches' Poll

#	Team (First-place votes)	Points
1.	Duke (51)	1564
2.	North Carolina (19)	1493
3.	Louisville (29)	1448
4.	Virginia (12)	1405
5.	Florida State	1157
6.	NC State	1038
7.	Notre Dame	915
8.	Syracuse	910
9.	Miami (Fla.)	768
10.	Pitt	577
11.	Clemson	564
12.	Georgia Tech	437
13.	Boston College	382
14.	Virginia Tech	334
15.	Wake Forest	328

Preseason All-ACC Team

First Team

Jordan Nwora, Louisville, 95
 Tre Jones, Duke, 89
 Cole Anthony, North Carolina, 81
 John Mooney, Notre Dame, 51
 Mamadi Diakite, Virginia, 49

Second Team

Markell Johnson, NC State, 39
 Vernon Carey Jr., Duke, 19
 Chris Lykes, Miami, 18
 Garrison Brooks, North Carolina, 11
 Trent Forrest, Florida State, 11

Preseason ACC Freshman of the Year

Cole Anthony, North Carolina, 89
 Vernon Carey Jr., Duke, 8
 Wendell Moore Jr., Duke, 5
 Casey Morsell, Virginia, 3
 Cassius Stanley, Duke, 3
 Matthew Hurt, Duke, 3

Preseason ACC Player of the Year

Jordan Nwora, Louisville, 55
 Cole Anthony, North Carolina, 31
 Tre Jones, Duke, 19
 John Mooney, Notre Dame, 3
 Mamadi Diakite, Virginia, 2
 Markell Johnson, NC State, 1

A WIN WOULD

- Be Tech's fourth straight home opener that was victorious. Its last season-opening loss came on Nov. 14, 2015 against Alabama State.
- Improve the Hokies to 53-4 all-time in home season openers, including a 14-2 mark since joining the ACC in 2004.
- Mean that Tech has started 2-0 in five of the last six years, dating back to 2014.

THE FEW, THE PROUD

- After three nights of action, there are only 14 players that have scored 30 or more points in Division I.
- Of the 14, just five are high-major players (ACC, American, BIG EAST, Big 12, B1G, SEC, Pac-12), including Tech's Landers Nolley.

Player	Opponent	Score
Cole Anthony (UNC)	[RV/--] Notre Dame	34
Mason Jones (Ark.)	Rice	32
Jared Butler (Baylor)	Central Arkansas	30
Kira Lewis Jr. ('Bama)	Penn	30
Landers Nolley (VT)	Clemson	30

ELITE COMPANY

- After scoring a little under half of the Hokies' points against Clemson, Landers Nolley found himself in elite company among league peers.
- The small forward scored the fourth-most points by an ACC freshman in a debut, joining preseason ACC Freshman of the Year Cole Anthony of North Carolina this week with each totaling at least 30.

Player	Opponent	Date	Points
Cole Anthony (UNC)	Notre Dame	Nov. 6, 2019	34
RJ Barrett (Duke)	Kentucky	Nov. 6, 2018	33
J.J. Hickson (NC State)	William & Mary	Nov. 15, 2007	31
Landers Nolley (VT)	Clemson	Nov. 5, 2019	30
Ishua Benjamin (NC State)	Prairie View	Nov. 26, 1994	29
Ivan Wagner (NC State)	VMI	Nov. 25, 1995	29
Zion Williamson (Duke)	Kentucky	Nov. 6, 2018	28
Sylvan Landesberg (UVA)	VMI	Nov. 16, 2008	28
Rashad McCants (UNC)	Penn State	Nov. 18, 2002	28

DIAPER DANDIES

- Tech has had the luxury of having some solid first-year players since freshmen became eligible to play in 1974, and has no shortage this year.
- Landers Nolley's 30 points were tied for the third most by a freshman, trailing Jalen Hudson and Larry Cooke's 32 points.

Player	Opponent	Date	Points
Larry Cooke	Eastern Kentucky	Feb. 3, 1975	32
Jalen Hudson	Wake Forest	March 10, 2013	32
Landers Nolley	Clemson	Nov. 5, 2019	30
Russell Davis	Vermont	Dec. 31, 1974	30
Nickeil Alexander-Walker	The Citadel	Nov. 12, 2017	29

IT'S BEEN A MINUTE

- The last time the Hokies started the season with a conference game was on Nov. 30, 1963 versus Richmond, a 77-53 win, spanning 56 years and making Tech 2-0 its last two instances.
- With Landers Nolley's 30 points against Clemson, it marked the most points scored by a Tech freshman since March 10, 2013, when Jalen Hudson dropped 32 on Wake Forest.

YOUNG HOME OPENERS

- Tech coach Mike Young started off on the right foot at Wofford to begin the season the majority of the time, recording a 14-3 (.824) over his 17-year stint, though, he did play quite a few non-DI teams.
- Interestingly enough, his last two home openers came against Power Five opponents and his Terriers came up short both times.

Date	Opponent	Score
Nov. 26, 2002	Emmanuel	W, 80-54
Nov. 24, 2003	Emmanuel	W, 88-42
Nov. 22, 2004	Milligan	W, 90-64
Nov. 21, 2005	Toccoa Falls	W, 81-15
Nov. 14, 2006	Erskine	W, 74-58
Nov. 13, 2007	Lees-McRae	W, 80-38
Nov. 25, 2008	UNC Asheville	W, 74-69
Nov. 19, 2009	Lees-McRae	W, 81-39
Nov. 24, 2010	Air Force	L, 72-66 (OT)
Nov. 13, 2011	Emory & Henry	W, 70-55
Nov. 12, 2012	Webber International	W, 87-54
Nov. 11, 2013	Emory & Henry	W, 83-58
Nov. 18, 2014	Iona	W, 86-73
Nov. 21, 2015	Maryland Eastern Shore	W, 73-63
Nov. 16, 2016	Allen	W, 117-77
Nov. 10, 2017	South Carolina	L, 73-52
Nov. 6, 2018	No. 8 North Carolina	L, 78-67

THE BIG THREE-HUNDO

- When Mike Young and Co. took down the Tigers in Clemson, he became just one of 71 active coaches in Division I to have 300 or more wins.

Coach	Record	Schools Coached At
68. James Jones (Yale)	311-273 (.533)	1
69. Jim Christian (Boston College)	305-254 (.546)	4
70. Tod Kowalczyk (Toledo)	303-242 (.556)	2
71. Mike Young (Virginia Tech)	300-244 (.551)	2

- Of the 71 active head coaches, Young is one of only 25 to win at least 300 games at just two schools or less during a coaching tenure.

Coach	Record	Schools Coached At
22. Tony Bennett (Virginia)	324-122 (.726)	2
23. James Jones (Yale)	311-273 (.533)	1
24. Tod Kowalczyk (Toledo)	303-242 (.556)	2
25. Mike Young (Virginia Tech)	300-244 (.551)	2

LET'S KEEP IT GOING

- Tech hasn't lost a home nonconference game since Dec. 30, 2015 against West Virginia (88-63), owning a 24-game streak that will be put on the line versus Coppin State.
- The previous best was 23, which was set twice from 1980-84 and 2005-09. The current streak began on Nov. 11, 2016, against Maine.

HOME IS WHERE THE HEART IS

- Mike Young grew up in Radford, Virginia, which is approximately 20 minutes away from Blacksburg, the home of the Hokies.
- Ironically enough, Young's first-ever college basketball game as a kid was a Virginia Tech game inside Cassell Coliseum, a place where Young now calls his home.



LAST TIME TEAM...

Tech scored 100 points and won: 103-79, vs. Washington, 11-17-17
 Tech scored 100 points and lost: 100-104 2OT vs. Maryland, 2-27-10
 Tech played in overtime: 63-65, OT, vs. Florida State (ACC Tournament), 3-14-19
 Tech played in consecutive overtime games: 82-77 vs. UAB, 11-28-15 & 79-81 vs. Northwestern, 12-1-15
 Tech played 2 OT: 80-78, 2OT, vs. Virginia, 2-12-17
 Tech played 3 OT: 86-90 at WVU, 2-2-83
 Tech scored 100+ points: 103-79 vs. Washington, 11-17-17
 Tech scored 90-99 points: 94-40 vs. Central Connecticut State, 12-1-18
 Tech scored 80-89 points: 84-70 vs. Miami, 3-8-19
 Tech scored 70-79 points: 73-75 vs. Duke (NCAA Tournament), 3-29-19
 Tech scored 60-69 points: 67-60, at Clemson, 11-5-19
 Tech scored 50-59 points: 58-64 vs. Virginia, 2-18-19
 Tech scored 40-49 points: 47-24 at NC State, 2-2-19
 Tech scored 30-39 points: 33-43 at East Carolina, 2-18-67
 Tech scored 20-29 points: 27-40 at McGuire Hospital, 2-2-46
 Tech scored 10-19 points: 16-45 at Virginia, 1-30-39
 Tech scored less than 10 points: 9-29 vs. North Carolina, 1-12-35
 Tech allowed 100+ points: 82-103 at North Carolina, 1-21-19
 Tech allowed 90-99 points: 82-91 vs. Florida State, 1-20-18
 Tech allowed 80-89 points: 59-81 at Virginia, 1-15-19
 Tech allowed 70-79 points: 73-75 vs. Duke (NCAA Tournament), 3-29-19
 Tech allowed 60-69 points: 67-60, at Clemson, 11-5-19
 Tech allowed 50-59 points: 67-58, vs. Liberty (NCAA Tournament), 3-24-19
 Tech allowed 40-49 points: 52-49 at Georgia Tech, 1-9-19
 Tech allowed 30-39 points: 75-37 vs. Saint Francis, 11-24-18
 Tech allowed 20-29 points: 47-24 at NC State, 2-2-19
 Tech allowed 10-19 points: 60-19 vs. Lynchburg College, 1-9-46
 Tech allowed less than 10 points: 28-9 vs. Hampden-Sydney, 1-17-23
 Tech scored at least 60 points in a half: 66, 2nd half, vs. The Citadel, 11-12-17
 Largest margin of victory: 83 points vs. Randolph Macon Academy, 87-4, 1-10-1911
 Largest margin of victory in an ACC game: 29 points vs. Wake Forest, 94-65, 1-15-11
 Tech defeated a ranked opponent on the road: 47-24 at No. 23/22 NC State, 2-2-19
 Tech defeated a ranked opponent at home: 77-72 vs. No. 3/2 Duke, 2-26-19
 Tech defeated a ranked opponent on a neutral court: 89-83, vs. No. 23 Purdue, 11-18-18, TD Arena
 Tech defeated a defending national champion: 80-69 vs. North Carolina, 1-22-18
 Tech held opponent without a double-figure scorer: 65-47 vs. Miami, ACC Tournament, 3-12-09
 No Tech player scored in double figures: 41-57 vs. Temple, 2-25-96
 Tech had six players score in double figures: at Boston College, 2-25-17
 Tech had seven players score in double figures: vs. The Citadel, 12-17-16
 Tech did not make a three-point field goal: at Providence, 2-1-03
 Tech's opponent did not make a three-point field goal: at NC State, 2-10-10
 Tech did not shoot a free throw in the first half: at Miami, 12-8-13
 Tech did not shoot a free throw in the second half: vs. Virginia, 12-5-10
 Tech held an opponent under 10 points in a half: 9 points, vs. Eastern Michigan, 12-22-11
 Tech held an opponent under 20 points in a half: 10 pts., at NC State, 2-2-19
 Tech had double-figures in blocked shots: 13, 87-82, vs. West Virginia, 11-12-13
 Tech came back from a double-figure deficit to win: 12 pts. vs. No. 23 Purdue, 11-18-18
 Lost a double-digit lead: 14 points at Florida State, 3-7-18
 Tech led by 20-or-more points at half time of a game: 26 pts., vs. Central Connecticut State, 12-1-18
 Tech had 20-29 assists in a game: 20, vs. Georgia Tech, 2-13-19
 Tech had 30-or-more assists: 36, vs. The Citadel, 11-12-17
 Tech won a neutral court game: 73-61 vs. Washington (Atlantic City, NJ), 12-15-18
 Tech held a team under 20 percent from the field: 16.7%, at NC State, 2-2-19
 Tech won an NCAA Tournament game: 67-58, vs. Liberty (NCAA Tournament), 3-24-19

LAST TIME PLAYER...

A Tech player recorded a triple-double: Chris Clarke (13 pts./12 rebs./10 ast.) vs. The Citadel, 12-17-16
 Two Tech players recorded double-doubles in a game: Kerry Blackshear Jr. (22 pts./15 rebs.) & Chris Clarke (15 pts./10 rebs.) vs. The Citadel, 11-12-17
 Two Tech players recorded double-doubles in consecutive games: vs. UNC, ACC Tournament, 3-13-09 and vs. Duquesne, NIT, 3-18-09
 Tech player had five or more steals: Manny Atkins (5) vs. Mount St. Mary's, 1-2-11
 Tech player had 10 or more assists in a game: Justin Robinson (13) vs. Central Connecticut St., 12-1-18
 Tech player had 20 or more rebounds in a game: Jeff Allen (21) vs. Longwood, 12-14-08
 Two Tech players had double figures in rebounds: Kerry Blackshear Jr. (15 rebs.) & Chris Clarke (10 rebs.) vs. The Citadel, 11-12-17
 Two Tech players had five or more assists: Nickeil Alexander-Walker (6) & Wabissa Bede (5) vs. Miami (ACC Tournament), 3-13-19
 Three Tech players had five or more assists: Chris Clarke (10) Justin Robinson (6), Seth Allen (6) vs. The Citadel, 12-17-16
 Four Tech players had five or more assists: Kerry Blackshear (8), Devin Wilson (7), Justin Robinson (7), Chris Clarke (5) vs. The Citadel, 11-12-17
 Two Tech players scored 20 or more points: Nickeil Alexander-Walker (25 points) & Kerry Blackshear Jr. (20 points) vs. Boston College, 1-5-19
 Three Tech players scored 20 or more points: Nickeil Alexander-Walker (25 points), Ahmed Hill (23 points) and Justin Robinson (23 points) vs. Purdue, 11-18-18
 Same two Tech players scored 20 or more points in consecutive games: Nickeil Alexander-Walker & Kerry Blackshear Jr., 11-10 & 11-12-17
 Tech freshman scored 20 or more points in a game: 30, Landers Nolley, at Clemson, 11-5-19
 Two Tech freshmen scored in double figures in a game: Landers Nolley (30 points) & Nahiem Alleyne (11 points) at Clemson, 11-5-19
 Three Tech freshmen scored in double figures in a game: Ahmed Hill (11 pts.), Jalen Hudson (23 pts.) & Justin Bibbs (10 pts.) vs. Duke, 2-25-15
 Tech player scored 30-39 points in a game: 30, Landers Nolley at Clemson, 11-5-19
 Tech player scored 40-49 points in a game: 41, Dorenzo Hudson vs. Seton Hall, 1-2-10
 Tech player scored 50+ points in a game: 51, Bimbo Coles vs. Southern Miss., 2-6-88
 Tech player had consecutive double-doubles: Kerry Blackshear Jr., 2-18-19, 2-23-19 & 2-26-19
 Tech player had three consecutive double-doubles: Kerry Blackshear Jr., 2-18-19, 2-23-19 & 2-26-19
 Tech freshman had consecutive double-doubles: Kerry Blackshear Jr., 12-13-15 & 12-19-15
 Tech player had seven consecutive double-doubles: Jeff Allen, 1-25-11, 1-30-11, 2-2-11, 2-5-11, 2-13-11, 2-15-11 & 2-19-11
 Tech allowed a triple-double: Dennis Smith Jr. (27 pts., 11 rebs., 11 assists), at NCSU, 1-4-17
 Tech had a walk-on score in double figures: Christian Beyer, 13 pts., vs. Alabama A&M, 12-14-14

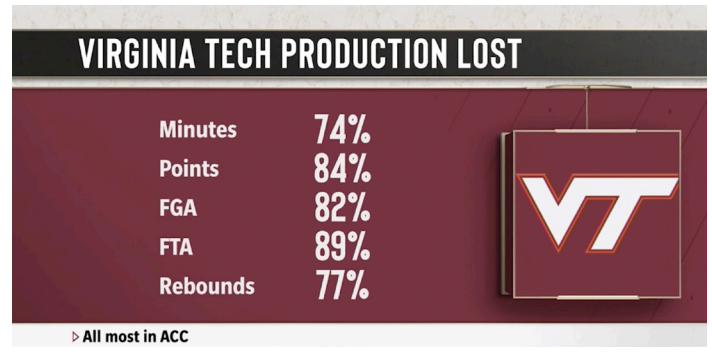
What's a Hokie?



The answer leads all the way back to 1896 when Virginia Agricultural and Mechanical College changed its name to Virginia Polytechnic Institute. With the change came the necessity for writing a new cheer and a contest for such a purpose was held by the student body.

Senior O.M. Stull won first prize for his "Hokie" yell which is still used today. Later, when asked if "Hokie" had any special meaning, Stull explained the word was solely the product of his imagination and was used only as an attention-getter for his yell. It soon became a nickname for all Tech teams and for those people loyal to Tech athletics.

The official university school colors - Chicago Maroon and Burnt Orange - also were introduced in 1896. The colors were chosen by a committee because they made a 'unique combination' not worn elsewhere at the time. The official definition of "hokie" is "a loyal Virginia Tech Fan".



'19 CLASS OF HIGH-MAJOR COACHES

- Out of the seven high-major conferences (ACC, American, BIG EAST, B1G, Big 12, Pac-12 and SEC), there are 14 new head coaches for the 2019-20 season.
- Virginia Tech coach Mike Young is just one of six coaches that were a mid-major coach to jump up to the big leagues, joining Alabama's Nate Oats (Buffalo), Arkansas' Eric Musselman (Nevada), Tulane's Ron Hunter (Georgia State) and Washington State's Kyle Smith (San Francisco).
- Of the 14 new coaches, Young was the longest-tenured coach to leave, following his 17-year stint as the head guy at Wofford.
- The NBA saw three of its coaches jump into the college ranks, with Michigan's Juwon Howard (Miami Heat), Nebraska's Fred Hoiberg (Chicago Bulls) and Vanderbilt's Jerry Stackhouse (Memphis Grizzlies).
- In this cycle, only one assistant coach was promoted from within and that was Temple's Aaron McKie, who served as an assistant under Fran Dunphy for five seasons in Philadelphia.
- While former Hokie coach Buzz Williams, who is now at Texas A&M, was one of just two coaches this offseason to jump ship and go high-major for high-major, with UCLA's Mick Cronin (Cincinnati) being the other.
- A full breakdown of the 14 coaches this cycle is below, with the SEC welcoming the most among the seven leagues with four. The Big 12 was the lone conference not to have a new head coach this offseason.

School	Name	Previous Team
Alabama	Nate Oats	Buffalo (HC)
Arkansas	Eric Musselman	Nevada (HC)
Cal	Mark Fox	*Georgia (HC)
Cincinnati	John Brannen	Northern Kentucky (HC)
Michigan	Juwon Howard	Miami Heat (NBA Assistant)
Nebraska	Fred Hoiberg	Chicago Bulls (NBA HC)
St. John's	Mike Anderson	Arkansas (HC)
Temple	Aaron McKie	Temple (Assistant)
Texas A&M	Buzz Williams	Virginia Tech (HC)
Tulane	Ron Hunter	Georgia State (HC)
UCLA	Mick Cronin	Cincinnati (HC)
Vanderbilt	Jerry Stackhouse	Memphis Grizzlies (NBA Assistant)
Virginia Tech	Mike Young	Wofford (HC)
Washington State	Kyle Smith	San Francisco (HC)

* Coach Mark Fox last coached Georgia in 2017-18.



RECORD WHEN...

Leading at the half:	0-0
Trailing at the half:	1-0
Tied at the half:	0-0
Playing Overtime:	0-0
Shooting 50% or better:	0-0
Shooting between 40-49.9%:	0-0
Shooting less than 40%:	1-0
Opponents shoot 50% or better:	0-0
Opponents shoot less than 50%:	1-0
VT outrebounds its opponent:	1-0
Opponent outrebounds VT:	0-0
Teams are tied in rebounds:	0-0
VT shoots 70% FT or better:	1-0
VT shoots less than 70% FT:	0-0
Scoring less than 50 points:	0-0
Scoring 50-59 points:	0-0
Scoring 60-69 points:	1-0
Scoring 70-79 points:	0-0
Scoring 80-89 points:	0-0
Scoring 90 or points:	0-0
Allowing less than 30 points:	0-0
Allowing 30-39 points:	0-0
Allowing 40-49 points:	0-0
Allowing 50-59 points:	0-0
Allowing 60-69 points:	1-0
Allowing 70-79 points:	0-0
Allowing 80-89 points:	0-0
Allowing 90 or more points:	0-0
Game decided by 1-4 points or OT:	0-0
Game decided by 5-10 points:	1-0
Game decided by 11+ points:	1 0-0
Playing in the morning:	0-0
Playing at night:	1-0
Playing in the afternoon:	0-0
Playing on Monday:	0-0
Playing on Tuesday:	1-0
Playing on Wednesday:	0-0
Playing on Thursday:	0-0
Playing on Friday:	0-0
Playing on Saturday:	0-0
Playing on Sunday:	3-0
Playing in November:	1-0
Playing in December:	0-0
Playing in January:	0-0
Playing in February:	0-0
Playing in March:	0-0

LAST TIME OUT

**Virginia Tech (1-0,1-0 ACC) -vs- Clemson (0-1,0-1 ACC)
11/05/19 at Littlejohn Coliseum**

Date: 11/05/19
Time: 7:00 pm
Attendance: 7500
Site: Littlejohn Coliseum
Referees: Lee Cassell, Bert Smith, Bill Covington

Score By Period	1	2	Total
Virginia Tech	34	33	67
Clemson	37	23	60

Virginia Tech 67

#	Player	GS	MIN	FG	3PT	FT	ORB-DRB	REB	PF	A	TO	BLK	STL	PTS	
2	Nolley II, Landers	*	37	12-23	4-8	2-4	1-4	5	3	0	5	0	2	30	
14	Horne, P.J.	*	36	3-7	1-4	1-1	0-7	7	1	2	1	0	0	8	
3	Bede, Wabissa	*	32	2-4	0-1	3-4	0-8	8	3	6	3	1	0	7	
1	Wilkins, Isaiah	*	21	1-7	1-5	1-3	4-2	6	5	2	2	0	1	4	
0	Cattoor, Hunter	*	27	0-3	0-2	0-0	0-4	4	1	0	1	0	0	0	
4	Alleyn, Nahiem		23	2-9	2-6	5-6	0-3	3	1	1	1	0	1	11	
23	Radford, Tyrece		12	1-2	0-0	2-2	1-3	4	1	0	0	0	0	4	
15	Cone, Jalen		8	1-2	1-1	0-0	0-1	1	0	0	0	0	0	3	
21	Ojako, John		4	0-0	0-0	0-0	0-1	1	0	0	0	0	0	0	
TM	TEAM		0	0-0	0-0	0-0	3-2	5	0	0	0	0	0	0	
Totals			-	200	22-57	9-27	14-20	9-35	44	15	11	13	1	4	67

Team Summary	FG	3PT	FT
First Half	14-32 43.75 %	6-15 40.00 %	0-2 0.00 %
Second Half	8-25 32.00 %	3-12 25.00 %	14-18 77.78 %
Total	22-57 38.6 %	9-27 33.3 %	14-20 70.0 %

Technical Fouls: (1) Horne, P.J. **Second Chance Points:** 10 **Scores Tied:** 9 times(s) **Points in the Paint:** 16 **Fast Break Points:** 11
Lead Changed: 15 times(s) **Points off Turnovers:** 3 **Bench Points:** 18 **Largest Lead:** 0 0

Clemson 60

#	Player	GS	MIN	FG	3PT	FT	ORB-DRB	REB	PF	A	TO	BLK	STL	PTS	
15	Newman III, John	*	33	5-11	1-4	4-4	2-3	5	2	2	0	0	0	15	
25	Simms, Aamir	*	34	4-11	1-4	3-4	4-11	15	2	0	1	0	1	12	
2	Dawes, Al-Amir	*	32	4-11	2-6	1-1	0-6	6	0	2	2	0	0	11	
13	Mack, Tevin	*	25	4-10	2-7	0-0	1-2	3	5	2	1	1	1	10	
3	Hunter, Chase	*	29	3-10	0-3	1-5	0-3	3	4	2	0	0	0	7	
12	Hemenway, Alex		15	1-4	1-2	0-0	0-0	0	1	0	1	0	0	3	
10	Scott, Curran		9	1-2	0-0	0-0	0-1	1	1	0	2	0	0	2	
21	Moore, Khavon		10	0-1	0-0	0-0	0-0	0	0	1	0	1	0	0	
5	Tyson, Hunter		7	0-3	0-3	0-1	0-1	1	1	0	0	0	1	0	
55	Jemison, Trey		6	0-1	0-0	0-0	1-1	2	0	0	1	0	1	0	
TM	TEAM		0	0-0	0-0	0-0	0-0	0	0	0	0	0	0	0	
Totals			-	200	22-64	7-29	9-15	8-28	36	16	9	8	2	4	60

Team Summary	FG	3PT	FT
First Half	14-32 43.75 %	6-15 40.00 %	0-2 0.00 %
Second Half	8-25 32.00 %	3-12 25.00 %	14-18 77.78 %
Total	22-64 34.4 %	7-29 24.1 %	9-15 60.0 %

Technical Fouls: none **Second Chance Points:** 7 **Scores Tied:** 9 times(s) **Points in the Paint:** 22 **Fast Break Points:** 2
Lead Changed: 15 times(s) **Points off Turnovers:** 12 **Bench Points:** 5 **Largest Lead:** 0 0

ACC OPENERS

- The Hokies are 6-10 all-time in ACC openers (4-4 home, 2-6 road). Their lone ACC-opening road win came at Miami (Fla.) during the 2013-14 season before this past Tuesday's win over Clemson.
- With the win, Mike Young was the first-ever coach of the Hokies to start 1-0 in league play, with Seth Greenberg (2004), JJ Johnson (2013) and Buzz Williams (2015) coming up short.

Date	Opponent	Score
Dec. 19, 2004	North Carolina	L, 85-51
Jan. 5, 2013	at Maryland	L, 94-71
Jan. 3, 2015	Syracuse	L, 68-66
Nov. 5, 2019	at Clemson	W, 67-70

NO STRANGER TO A BIG OPENER

- Mike Young, who admittedly isn't a big fan of having a conference game as a season opener, has definitely opened up a season with a big-time opponent.
- Young, in his 17 years as Wofford's head coach, played a Power Five opponent 15 times in season openers, facing the likes of Auburn, Tennessee, Miami (Fla.), NC State, Arkansas, Pitt, Minnesota, Georgia, Colorado, Stanford, Missouri, LSU, South Carolina and North Carolina.
- His only two non-Power Five games were Farleigh Dickson and Dayton.

WELL, THIS IS NEW

- A new staff is in place for Tech and there are also quite a few new players, with 10 to be exact.
- Of the 10 newcomers, four are true freshmen, three are transfers, two are redshirts (one walk-on).
- The 10 newcomers make Tech one of only 20 schools in Division I to welcome 10 or more players and one of just nine high-major schools (ACC, American, BIG EAST, B1G, Big 12, Pac-12, SEC) to have double-digit newcomers.

School	Newcomers	Fr.	So.	Jr.	Sr.	Gr.
TCU	15	11	---	---	---	2
Nebraska	15	7	---	1	---	2
East Carolina	13	4	2	7	---	---
Utah	12	11	---	---	---	---
Memphis	11	9	2	---	---	---
Tulane	11	5	2	1	---	3
Georgia	10	9	---	---	---	1
USC	10	6	---	---	---	2
Virginia Tech	10	6	1	2	---	1



TIME TO STEP UP

- With the Hokies losing three players now playing in the NBA or G-League and the SEC Preseason Player of the Year, Tech returns just one starter from a year ago in guard Wabissa Bede.
- That means four role players or newcomers will have to step up and contribute big minutes right away for Mike Young.

FEW AND FAR BETWEEN

- Tech returns only 13.3 points per game from its team last year that average 73.5, which is made up of four letterwinners.
- That accounts for the Hokies bringing back just 18.1 percent of its scoring total, making them one of only five schools in the nation to return less than 20 percent of its scoring.

School	Points p/g	Percent of Scoring
Tulane	10.8 PPG	12.2%
South Dakota St.	15.8 PPG	16.9%
Virginia Tech	13.3 PPG	18.1%
Washington	13.9 PPG	19.8%
UCF	14.5 PPG	20.0%

THE BEST IS YET TO COME

- Coach Young, known as one of the better X's and O's coaches in the country, had his Terriers in some of the top categories nationally over his 17-year span.
- This past season, which was Wofford's best in school history, the Terriers were 16th in assist-to-turnover ratio (1.39), 11th in field-goal percentage (49.0), second in 3-point field-goal percentage (41.4) and second in scoring margin (16.7).
- So, expect quality shooting teams to come under his watch in Blacksburg and for that to translate to wins.

WHO TO LOOK UP TO

- Of the 26 teams that don't boast more than one senior on their roster, including six teams in the land that don't have any seniors, Tech is one of just 13 high-major schools.
- Of the 13, 10 return for their senior seasons, while three players, including the Hokies' Branden Johnson, will finish their last season at a new school.

School	Sr.	r-Sr.	Gr.	Previous School
Alabama	---	---	1	West Virginia
East Carolina	---	1	---	---
Houston	---	1	---	---
Kentucky	---	---	1	Bucknell
Memphis	1	---	---	---
Oklahoma	1	---	---	---
Ole Miss	1	---	---	---
Stanford	1	---	---	---
Syracuse	1	---	---	---
Texas	1	---	---	---
Virginia Tech	---	---	1	Alabama State
Wichita State	1	---	---	---
Wisconsin	---	---	1	---

HISTORIC IT WAS

- Last year was arguably the best season in school history for the Hokies, notching many school records to their belt.
- To name a few, Tech earned a school-record 26 wins, program-best 12 ACC victories and made it to the Sweet 16 for the first time in program history since the tournament expanded to 64 teams.
- Tech also broke the record for most home nonconference victories in a row with 23 straight.
- The Hokies made the NCAA Tournament three consecutive years for the first time ever, and won two games in The Dance for the first time since 1967. They also earned a No. 4 seed, the highest in program history.

WHEN IT COUNTS

- Mike Young brings a polished resume from his time at Wofford and you can see that in the numbers he carries.
- Over the last five years when Young has had a lead with five minutes to go, he usually holds on to it to preserve the win, boasting a .916 winning percentage to his name.

Year	G	W	L	Pct.
2014-15	25	23	2	.920
2015-16	17	14	3	.824
2016-17	17	15	2	.882
2017-18	21	19	2	.905
2018-19	27	27	0	1.000
Total	107	98	9	.916

Opponent	G	W	L	Pct.
High-Major	4	3	1	.750
Mid-Major	103	95	8	.922
Conference	65	58	7	.892
Nonconference	42	40	2	.952
Postseason	9	7	2	.778

533 AND COUNTING

- Tech has hit a three-point field goal in 533 consecutive games.
- Since the 3-point arc was added for the 1986-87 season, the Hokies have hit at least one three in all but three game.
- The last time Tech didn't record a 3-pointer in a game was at Providence on Feb. 1, 2003.

COMPARISON GAME-BY-GAME

Opponent	1st	2nd	Score	Mar	Total FG	FG Pct	3-Pointers	3FG Pct	Free Throws	FT Pct	Rebounds	Assist	T/Over	Block	Steal	Fouls	
Clemson	34/37	33/23	67-60	+7	22-57/22-64	.386/.344	9-27/7-29	.333/.241	14-20/9-15	.700/.600	44/36	+8	11/9	13/8	1/2	4/4	15/16

Note: Game totals are displayed in the format TEAM/OPPONENT for each category



BOUNCE BACK TIME

- When Mike Young loses a basketball game, it rarely spills into the next game, with his teams bouncing back with a W, especially over the last five years with him owning a .685 winning clip by going 37-17.
- Young went 4-0 last year after a loss and 9-3 the year prior with the Terriers.
- With a young Hokie roster, this will be critical.

Season	G	W	L	Pct.
2002-03	14	7	7	.500
2003-04	19	7	12	.368
2004-05	13	5	8	.385
2005-06	17	8	9	.471
2006-07	19	6	13	.316
2007-08	15	7	8	.467
2008-09	13	8	5	.615
2009-10	8	5	3	.625
2010-11	12	9	3	.750
2011-12	13	8	5	.615
2012-13	18	9	9	.500
2013-14	12	7	5	.583
2014-15	6	5	1	.833
2015-16	16	9	7	.563
2016-17	16	10	6	.625
2017-18	12	9	3	.750
2018-19	4	4	0	1.000
Total	227	123	104	.542

WHAT ARE THEY DOING NOW

- As mentioned earlier in the notes, the Hokies had three players that are playing in the NBA or G-League, including Nickeil Alexander-Walker, Justin Robinson and Ahmed Hill.
- Alexander-Walker, who was an All-ACC selection a year ago, was selected in the first round of the NBA Draft, becoming the second-ever in school history.
- He now stars with the New Orleans Pelicans. Justin Robinson, Tech's all-time assists career leader, plays with the Washington Wizards and their G-League affiliate (Capital City Go-Go).
- Hill, who was vital in Tech's run to the Sweet 16 last season, signed a two-way deal with the Charlotte Hornets and their G-League affiliate (Greensboro Swarm) this summer. But has recently been waived.

602 IN CASSELL

- After the win over Miami (Fla.) on Senior Night to close its 2018-19 homestand, the Hokies have a 602-196 overall record in Cassell Coliseum, for a .754 winning percentage.
- The win over Florida State in 2011 was the 500th victory in Cassell and the win over Georgia Tech in 2018-19 was the 600th victory in the building.
- Tech went 14-2 in 2018-19 on its home court

Most Wins in a Season in Cassell Coliseum

Record	Year
17-2	2009-10
16-1	1982-83
15-2	2016-17
14-0	1975-76
14-1	1994-95
14-2	2018-19
14-3	2007-08
14-4	2017-18
14-5	2015-16

SELLING OUT CASSELL

- Virginia Tech ACC home games against Virginia, Wake Forest, Syracuse, Duke, Louisville, Georgia Tech and Miami (Fla.) sold out in 2018-19, as well as the Central Connecticut State game was a sell out, too.
- The Hokies sold out nine games in the 2017-18 season, including seven of the nine home ACC games, a mark that equaled 2018-19.

ABOUT ATTENDANCE

- Last season, the Hokies saw increased attendance at Cassell Tech averaged 8,237 per game — up more than 1,500 fans per game from three years ago and the largest attendance since the 2010-11 season.
- Eight games sold out, including seven ACC games.
- The Hokies averaged 8,882 for home ACC games, almost 400 fans per game ahead of the previous season.
- Virginia Tech led the nation in increased attendance during the 2004-05 season, averaging 9,406 per game — the largest average attendance Coliseum history.
- Tech fans broke that record again in 2005-06, as the Hokies averaged 9,764 per game and once again in the 2006-07 season at 9,822 per game.

TEAM GAME-BY-GAME

Opponent	Date	Score	W/L	FG-FGA	PCT	3FG-FGA	PCT	FT-FTA	PCT	OFF	DEF	TOT	AVG	PF	A	T/O	BLK	STL	PTS	AVG
at Clemson	11/05/19	67-60	W	22-57	.386	9-27	.333	14-20	.700	9	35	44	44.0	15	11	13	1	4	67	67.0
Total		67		22-57	.386	9-27	.333	14-20	.700	9	35	44	44.0	15	11	13	1	4	67	67.0
Opponents		60		22-64	.344	7-29	.241	9-15	.600	8	28	36	36.0	16	9	8	2	4	60	60.0

Team Averages

Games Played	Points/game	FG Pct	3FG Pct	FT Pct	Rebounds/game	Assists/game	Turnovers/game	Assist/Turnover ratio	Steals/game	Blocks/game
1	67.0	38.6	33.3	70.0	44.0	11.0	13.0	0.8	4.0	1.0



PROGRAM HISTORY

First Year	1908
All-Time Record	1,469-1,215 (.547)
Conference Record	453-626 (.420)
Televised Games	230-216 (.516)
Overtime Games	68-51 (.571)
VT Ranked	86-42 (.672)
NCAA Tournaments	9 (most recent 2018-19)
NIT Appearances	13 (most recent 2015-16)
Most wins	2018-19 (26-9)
Highest AP Ranking	No. 8 (1995)

CASSELL COLISEUM

Capacity	9,275
Seasons in Use	59th season
Tech Record	602-196 (.754)
ACC Record	72-55 (.567)
vs. Nonconference	413-71 (.853)
vs. Ranked Teams	24-52 (.316)

SCOUTING COPPIN STATE

- The Eagles are coming off a 91-84 defeat this past Tuesday in Baltimore, playing on their home court of PEC Arena against Rider (1-0). They were picked seventh in the MEAC preseason standings, earning 99 points, while 6-foot-2 guard Dejuan Clayton was tabbed first-team all-MEAC.
- Head coach Juan Dixon enters his third season in Baltimore, following his stint as the women's basketball coach at District of Columbia. Dixon, no stranger to the Maryland area, is the Terrapins' all-time leading scorer and a first-round NBA Draft pick in 2002.
- Similar to the Hokies, Coppin State returns just one starter from a year ago in Clayton. Clayton, who averaged a team-high 14.5 points and 3.8 assists per game last season, scored 17 points and dished out four assists in the season opener versus Rider.
- Being a team that is known to shoot quite often from the perimeter, Coppin State ranked second in the MEAC last year in 3-point field-goal attempts, shooting 841 to average 25 shots from behind the arc a game. On Tuesday, they shot 39 3-pointers and made 10 (25.6 percent).

OPPONENT GAME-BY-GAME

Opponent	Date	Score		Total		3-Pointers		Free throws		Rebounds				pf	a	t/o	blk	stl	pts	avg
				fg-fga	pct	3fg-fga	pct	ft-fta	pct	off	def	tot	avg							
at Clemson	11/05/19	67-60	W	22-64	.344	7-29	.241	9-15	.600	8	28	36	36.0	16	9	8	2	4	60	60.0
Opponents		60		22-64	.344	7-29	.241	9-15	.600	8	28	36	36.0	16	9	8	2	4	60	60.0
Virginia Tech		67		22-57	.386	9-27	.333	14-20	.700	9	35	44	44.0	15	11	13	1	4	67	67.0

Games played: 1
 Points/game: 60.0
 FG Pct: 34.4
 3FG Pct: 24.1
 FT Pct: 60.0

Rebounds/game: 36.0
 Assists/game: 9.0
 Turnovers/game: 8.0
 Assist/turnover ratio: 1.1
 Steals/game: 4.0
 Blocks/game: 2.0



POINTS, REBOUNDS & ASSISTS GAME-BY-GAME

Virginia Tech Points-Rebounds-Assists

Opponent	Date	Score		0 CATTOOR,HU	1 WILKINS,IS	2 NOLLEY II,	3 BEDE,WABIS	4 ALLEYNE,NA	14 HORNE,P.J.
at Clemson	11/05/19	67-60	W	0-4-0	4-6-2	30-5-0	7-8-6	11-3-1	8-7-2
Opponent	Date	Score		15 CONE,JALEN	21 OJIAKO,JOH	23 RADFORD,TY			
at Clemson	11/05/19	67-60	W	3-1-0	0-1-0	4-4-0			





Mike YOUNG

- First season at Virginia Tech
- 18th as a coach in Division I
- Produced three AP All-America selections
- Took Wofford to five NCAA Tournament appearances

The Young File

PERSONAL

BORN: May 1, 1963
 HOMETOWN: Radford, Virginia
 FAMILY: Wife (Margaret), Children (Cooper & Davis)
 COACHING RECORD AT VIRGINIA TECH: 1-0 (1st year)
 CAREER HEAD COACHING RECORD: 300-244 (.551)

EDUCATION

Emory & Henry (1986)
 JOINED TECH STAFF: April 7, 2019
 YEARS OF COLLEGIATE HEAD COACHING: 17
 YEARS OF COLLEGIATE COACHING: 33

COACHING CAREER

Year	School
1986-88	Assistant Coach, Emory & Henry
1988-89	Assistant Coach, Radford
1989-02	Assistant Coach, Wofford
2002-19	Head Coach, Wofford
2019-present	Head Coach, Virginia Tech

ACCOMPLISHMENTS

Five NCAA Tournaments

2019, 2015, 2014, 2011, 2010

Five SoCon Tournament Championships

2019, 2015, 2014, 2011, 2010

Four SoCon Regular-Season Titles

2019, 2015, 2011, 2010

Two-time National Coach of the Year

2019 (Sporting News), 2010 (Hugh Durham)

Three AP All-America Selections

Fletcher Magee (2018-19) Karl Cochran (2014-15) Noah Dahlman (2009-10)

Four SoCon Player of the Years

Fletcher Magee (2017-18, 2018-19) Karl Cochran (2014-15) & Noah Dahlman (2009-10)

All-SoCon

24 selections (Coaches) 34 selections (media)

Mike Young begins his first season as the head men's basketball coach at Virginia Tech. The veteran head coach comes home to the New River Valley with a wealth of experience and the desire and focus to lead this Hokies program in its quest to be among the best in the ACC and the nation.

Since arriving in Blacksburg, Young has worked diligently to assemble a top-level coaching staff. Along with that staff, Young has devoted countless hours toward putting together a competitive roster for the 2019-20 season and making a noticeable impact on the always evolving national recruiting community.

The Radford, Virginia native joins the Hokies after a record-setting 17-year tenure as the head coach at Wofford. The Terriers posted a 30-5 overall record in 2018-19, including a perfect 18-0 mark in Southern Conference play, and registered a convincing 84-68 win over Seton Hall in the first round of the 2019 NCAA Tournament.

The 2019 Sporting News Coach of the Year, Young finished third in last season's Associated Press Coach of the Year voting behind Texas Tech's Chris Beard and Houston's Kelvin Sampson. In his 17 seasons at the helm as head coach of Wofford College, Young built the Terriers into one of the Southern Conference's preeminent programs and a perennial NCAA Tournament participant. He guided Wofford to five NCAA Tournament berths over the past 10 seasons and five Southern Conference championships. In addition to the on-court success of his teams, 100 percent of Young's student-athletes at Wofford who completed their eligibility graduated.

In addition to owning numerous coaching accolades, Young currently serves as a member of the NCAA's Men's Basketball Ethics Committee.

Young compiled a 299-244 (.551) overall record at Wofford and earned Southern Conference Coach of the Year honors four times (2010, 2014, 2015 and 2019). Under his guidance, the Terriers registered an impressive list of nonconference wins, including ones over the likes of Auburn, Cincinnati, Clemson, Georgia, Georgia Tech, NC State, Purdue, Seton Hall, South Carolina, Virginia Tech, Xavier and Wake Forest. Arguably the most compelling nonconference victory of his tenure at Wofford came on Dec. 20, 2017 when the Terriers faced then-No. 5 North Carolina at the Dean Smith Center in Chapel Hill, North Carolina and registered a 79-75 victory over head coach Roy Williams and the Tar Heels.

Prior to assuming the head coaching reins for the Terriers in 2002-03, Young was an assistant coach to current Wofford Director of Athletics Richard Johnson. Young came to Wofford after serving as a graduate assistant for one year under Oliver Purnell at Radford University.

A 1986 graduate of Emory & Henry College, he was a four-year letterman in basketball for coach Bob Johnson and the team captain his junior and senior seasons. He credits Johnson for having a major influence on his playing and coaching career.

Upon his graduation, Young became a full-time assistant coach for two years at Emory & Henry before moving on to Radford. Another of Young's mentors is Fletcher Arritt, longtime coach of Fork Union (Va.) Military Academy. Young played one season for him before attending Emory & Henry. In the summer of 2015, Young was inducted into the Emory & Henry College Sports Hall of Fame, as well as the Radford High School Hall of Fame.

Young and wife Margaret have a daughter, Cooper, a student at the University of the South, and a son, Davis, who is attending Blacksburg High School.





HUNTER CATTOOR (cuh-TOUR)

Freshman | 6-3 | 205
G | Orlando, Fla.

High School
Bishop Moore

Major: Business

0

AT THE RIM

- Pulled down four rebounds at Clemson (11/5) in his first college game, earning the start.
- Originally committed to Wofford, but signed with the Hokies after Virginia Tech's hiring of Mike Young.
- Four-year letterwinner at Bishop Moore High School under head coach Jim Yarbrough.
- FHSAA 6A first-team All-State.
- District Player of the Year.
- All-City first-team.
- Averaged 18.9 points, 5.7 rebounds, 2.8 assists and 3.2 steals per game as a senior.
- Scored 1,420 career points in high school.
- A three-star on 247 Sports.
- Rated as the 42nd-best player in the state of Florida.
- Four-year team captain.
- Also played quarterback on Bishop Moore's football team for one season.
- Academic honor roll.

CAREER HIGHS

Statistic	Value
Rebounds	4 at Clemson 11/06/19
FG Attempts	3 at Clemson 11/06/19
3FG Attempts	2 at Clemson 11/06/19

GAME-BY-GAME STATS

Opponent	Date	GS	MIN	Total		3-Pointers		Free throws		Rebounds				PF	A	T/O	BLK	STL	PTS	AVG
				FG-FGA	PCT	3FG-3FGA	PCT	FT-FTA	PCT	OFF	DEF	TOT	AVG							
at Clemson	11/05/19	*	27	0-3	.000	0-2	.000	0-0	.000	0	4	4	4.0	1	0	1	0	0	0	0.0
Totals		1	27	0-3	.000	0-2	.000	0-0	.000	0	4	4	4.0	1	0	1	0	0	0	0.0

CAREER HIGHS

SEASON	TEAM	GP	GS	MIN	Field Goals		3-Point		F-Throws		Rebounds				Scoring							
					FG-FGA	FG%	3FG-FGA	3FG%	FT-FTA	FT%	OFF	DEF	TOT	AVG	PF	FO	AST	T/O	BLK	STL	PTS	AVG
2019-20	VaTech	1-1		27/27.2	0-3	.000	0-2	.000	0-0	.000	0	4	4	4.0	1-0	0	1	0	0	0	0	0.0
TOTAL		1-1		27/27.2	0-3	.000	0-2	.000	0-0	.000	0	4	4	4.0	1-0	0	1	0	0	0	0	0.0



ISAIAH WILKINS

Sophomore | 6-4 | 225
G | Winston-Salem, N.C.

High School
Mount Tabor

Major: Communications

1

AT THE RIM

- Racked up four points, six rebounds, two assists and a steal at Clemson (11/5).
- Played in 34 games, starting one of those (Central Connecticut State on Dec 1) in 2018-19.
- Registered two points, one rebound, two assists and a steal versus Duke in the Sweet 16.
- Scored in double figures for the second straight game for the first time of his career, posting 10 points and three rebounds vs. Miami (Fla) in the second round of the ACC Tournament.
- Dropped the second-most points of his career versus VMI, pouring in 13 while chipping in two rebounds and a steal.
- Opened the season with a career-high 21 points on 7-of-10 shooting with five triples, as well as three rebounds, one assist and one steal against Gardner-Webb.

CAREER HIGHS

Statistic	Value
Points	21 vs Gardner-Webb 11/10/18
Rebounds	8 vs Saint Francis (PA) 11/24/18
Assists	3 vs Washington 12/16/18
Steals	2 vs South Carolina St. 12/09/18, vs Wake Forest 01/19/19
Blocks	2 vs Northeastern 11/16/18
FG Made	7 vs Gardner-Webb 11/10/18
FG Attempts	10 vs Gardner-Webb 11/10/18
3FG Made	5 vs Gardner-Webb 11/10/18
3FG Attempts	7 vs Gardner-Webb 11/10/18
FT Made	3 at Notre Dame 02/23/19, vs Saint Francis (PA) 11/24/18, vs UMEs 12/29/18
FT Attempts	4 4 times

GAME-BY-GAME STATS

Opponent	Date	GS	MIN	Total		3-Pointers		Free throws		Rebounds				PF	A	T/O	BLK	STL	PTS	AVG
				FG-FGA	PCT	3FG-3FGA	PCT	FT-FTA	PCT	OFF	DEF	TOT	AVG							
at Clemson	11/05/19	*	21	1-7	.143	1-5	.200	1-3	.333	4	2	6	6.0	5	2	2	0	1	4	4.0
Totals		1	21	1-7	.143	1-5	.200	1-3	.333	4	2	6	6.0	5	2	2	0	1	4	4.0

CAREER STATS

SEASON	TEAM	GP	GS	MIN	Field Goals		3-Point		F-Throws		Rebounds				Scoring						
					FG-FGA	FG%	3FG-FGA	3FG%	FT-FTA	FT%	OFF	DEF	TOT	AVG	PF	FO	AST	T/O	BLK	STL	PTS
2018-19	VaTech	34-1		486/14.3	57-117	.487	22-54	.407	23-31	.742	31	47	78	2.3	37-0	20	20	2	18	159	4.7
2019-20	VaTech	1-1		21/20.6	1-7	.143	1-5	.200	1-3	.333	4	2	6	6.0	5-1	2	2	0	1	4	4.0
TOTAL		35-2		507/14.5	58-124	.468	23-59	.390	24-34	.706	35	49	84	2.4	42-1	22	22	2	19	163	4.7





LANDERS NOLLEY II (NAH-lee)

Redshirt Freshman | 6-7 | 225
G/F | Atlanta, Ga.

High School
Langston Hughes

Major: Public Health

2



WABISSA BEDE (wa-BEE-sah BEE-dee)

Junior | 6-0 | 200
G | North Andover, Mass.

High School
Cushing Academy

Major: Communications

3

2018-19 ACC Academic Honor Roll

AT THE RIM

- Tallied the most points by a freshman in school history in a debut at Clemson, totaling 30 points.
- That mark ranks fourth by an ACC freshman in a debut.
- Attended Langston Hughes High School in Fairburn, Georgia, lettering two years.
- Holds the school record for most career points.
- His jersey has been retired.
- Two-time All-Metro Player of the Year.
- Atlanta Journal-Constitution Player of the Year and All-State as a senior.
- Had 26 points, six rebounds and four blocks in the 2017 state 6A title game, leading Langston Hughes to first of two state titles.
- Averaged 25 points and seven rebounds as a junior.
- Led state of Georgia in scoring as a senior.
- Recorded a 56-point game and holds school record for 10 three-pointers in a game.
- Won a 4A state championship with Curie High School in Chicago, Illinois as a sophomore, therefore leading his high school team to three consecutive state titles in two different states.

CAREER HIGHS

Statistic	Value
Points	30 at Clemson 11/06/19
Rebounds	5 at Clemson 11/06/19
Steals	2 at Clemson 11/06/19
FG Made	12 at Clemson 11/06/19
FG Attempts	23 at Clemson 11/06/19
3FG Made	4 at Clemson 11/06/19
3FG Attempts	8 at Clemson 11/06/19
FT Made	2 at Clemson 11/06/19
FT Attempts	4 at Clemson 11/06/19

GAME-BY-GAME STATS

Opponent	Date	GS	MIN	Total		3-Pointers		Free throws		Rebounds		PF	A	T/O	BLK	STL	PTS	AVG			
				FG	FGA	PCT	3FG	3FGA	PCT	FT	FTA								PCT	OFF	DEF
at Clemson	11/05/19	*	37	12-23	.522	4-8	.500	2-4	.500	1	4	5	5.0	3	0	5	0	2	30	30.0	
Totals			1	37	12-23	.522	4-8	.500	2-4	.500	1	4	5	5.0	3	0	5	0	2	30	30.0

CAREER STATS

SEASON	TEAM	GP	GS	MIN	AVG	FG	FGA	FG%	3FG	3FGA	3FG%	FT	FTA	FT%	OFF	DEF	TOT	AVG	PF	FO	AST	T/O	BLK	STL	PTS	AVG
2019-20	VaTech	1-1		37/37.0	12-23	.522	4-8	.500	2-4	.500		1	4	5.0	3-0	0	5	0	2	30	30.0					
TOTAL		1-1		37/37.0	12-23	.522	4-8	.500	2-4	.500		1	4	5.0	3-0	0	5	0	2	30	30.0					

2018-19 ACC Academic Honor Roll

AT THE RIM

- Filled up his stat sheet at Clemson, tying his career-high eight rebounds and collecting seven points, six assists and a crucial block down the stretch at Clemson (11/5).
- Played in 35 games, starting 28 of those in 2018-19.
- Recorded 10 points, two rebounds and an assist against Duke in the Sweet 16.
- Posted back-to-back ACC best in scoring, turning in nine points, three rebounds, two assists and tied a career-high four steals at No 23/22 NC State.
- Dropped a career-high 14 points on 5-of-6 shooting, including a perfect 4 for 4 from downtown, as well as seven rebounds and six assists against Maryland Eastern Shore.

CAREER HIGHS

Statistic	Value
Points	14 vs UMES 12/29/18
Rebounds	8 at Florida St. 03/06/19, at Notre Dame 02/23/19, at Clemson 11/06/19
Assists	7 at Pittsburgh 02/16/19
Steals	4 vs Gardner-Webb 11/10/18, at Clemson 02/09/19, at NC State 02/02/19
Blocks	2 vs The Citadel 11/12/17
FG Made	5 vs UMES 12/29/18
FG Attempts	8 at Florida St. 03/06/19
3FG Made	4 vs UMES 12/29/18
3FG Attempts	5 vs Duke 02/27/19
FT Made	6 vs Houston Baptist 11/21/17
FT Attempts	6 vs Houston Baptist 11/21/17


GAME-BY-GAME STATS

Opponent	Date	GS	MIN	Total		3-Pointers		Free throws		Rebounds		PF	A	T/O	BLK	STL	PTS	AVG			
				FG	FGA	PCT	3FG	3FGA	PCT	FT	FTA								PCT	OFF	DEF
at Clemson	11/05/19	*	32	2-4	.500	0-1	.000	3-4	.750	0	8	8	8.0	3	6	3	1	0	7	7.0	
Totals			1	32	2-4	.500	0-1	.000	3-4	.750	0	8	8	8.0	3	6	3	1	0	7	7.0

CAREER STATS

SEASON	TEAM	GP	GS	MIN	AVG	FG	FGA	FG%	3FG	3FGA	3FG%	FT	FTA	FT%	OFF	DEF	TOT	AVG	PF	FO	AST	T/O	BLK	STL	PTS	AVG
2017-18	VaTech	28-0		233/8.3	25-51	.490	9-17	.529	11-18	.611	4	20	24	0.9	27-1	23	9	3	7	70	2.5					
2018-19	VaTech	35-26		886/25.3	51-127	.402	23-65	.354	7-13	.539	8	78	86	2.5	58-0	82	37	3	38	132	3.8					
2019-20	VaTech	1-1		32/31.7	2-4	.500	0-1	.000	3-4	.750	0	8	8	8.0	3-0	6	3	1	0	7	7.0					
TOTAL		64-27		1151/18.0	78-182	.429	32-83	.386	21-35	.600	12	106	118	1.8	88-1	111	49	7	45	209	3.3					





NAHIEM ALLEYNE (na-HEEM ah-LEAN)

Freshman | 6-3 | 195
G | Buford, Ga.

High School
Mountain View

Major: University Studies

4

AT THE RIM

- Posted in double figures scoring his first collegiate game, posting 11 points at Clemson (11/5) with three rebounds.
- Two-year letterwinner at Mountain View High School under head coach BJ Roy.
- GHSA All-State.
- All-Region.
- Averaged 17.2 points per game and made 63 three-pointers in the 2018-19 season.
- A three-star on 247 Sports.
- Ranked as the 21st-best player in the state of Georgia.

CAREER HIGHS

Statistic	Value	
Points	11	at Clemson 11/06/19
Rebounds	3	at Clemson 11/06/19
Assists	1	at Clemson 11/06/19
Steals	1	at Clemson 11/06/19
FG Made	2	at Clemson 11/06/19
FG Attempts	9	at Clemson 11/06/19
3FG Made	2	at Clemson 11/06/19
3FG Attempts	6	at Clemson 11/06/19
FT Made	5	at Clemson 11/06/19
FT Attempts	6	at Clemson 11/06/19

GAME-BY-GAME STATS

Opponent	Date	Total		3-Pointers		Free throws		Rebounds			Scoring								
		GS	MIN	FG-FGA	PCT	3FG-FGA	PCT	FT-FTA	PCT	OFF	DEF	TOT	AVG	PF	A	T/O	BLK	STL	PTS
at Clemson	11/05/19	23	2-9	.222	2-6	.333	5-6	.833	0	3	3	3.0	1	1	1	0	1	11	11.0
Totals		0	23	2-9	.222	2-6	.333	5-6	.833	0	3	3	3.0	1	1	0	1	11	11.0

CAREER STATS

SEASON	TEAM	Field Goals		3-Point		F-Throws		Rebounds			Scoring										
		GP-GS	MIN	AVG	FG-FGA	FG%	3FG-FGA	3FG%	FT-FTA	FT%	OFF	DEF	TOT	AVG	PF	FO	AST	TO	BLK	STL	PTS
2019-20	VaTech	1-0	23	22.7	2-9	.222	2-6	.333	5-6	.833	0	3	3	3.0	1-0	1	1	0	1	11	11.0
TOTAL		1-0	23	22.7	2-9	.222	2-6	.333	5-6	.833	0	3	3	3.0	1-0	1	1	0	1	11	11.0



JONATHAN KABONGO (kuh-BONGO)

Sophomore | 6-4 | 195
G | Toronto, Canada

High School
Thornlea Secondary

Major: Creative Writing

10

AT THE RIM

- Played in 21 games in 2018-19.
- Hit a 3-pointer, pulled down two rebounds and swatted a shot against Miami (Fla) in the second round of the ACC Tournament.
- Tied a career high and scored an ACC-high six points at Pitt, while collecting ACC highs in three categories—two rebounds, one assist and a steal in his second-most minutes of the season with 13.
- Scored his first points in ACC action, coming off the bench in the final minute and making a layup versus Syracuse.
- Played in his first league game against Wake Forest .
- Scored his first points as a Hokie against Central Connecticut State, nailing a 3-pointer.
- Played in the season opener against Gardner-Webb, earning his first assist.

CAREER HIGHS

Statistic	Value	
Points	6	at Pittsburgh 02/16/19, vs UMES 12/29/18
Rebounds	2	at Pittsburgh 02/16/19, vs Northeastern 11/16/18, vs Miami (FL) 03/13/19
Assists	1	4 times
Steals	1	at Notre Dame 02/23/19, at Pittsburgh 02/16/19, vs South Carolina St. 12/09/18
Blocks	1	vs Miami (FL) 03/13/19
FG Made	2	at Pittsburgh 02/16/19, vs UMES 12/29/18
FG Attempts	5	vs UMES 12/29/18
3FG Made	2	at Pittsburgh 02/16/19
3FG Attempts	4	vs Central Conn. St. 12/01/18, vs UMES 12/29/18
FT Made	1	vs Virginia 02/19/19, vs UMES 12/29/18
FT Attempts	2	vs UMES 12/29/18

GAME-BY-GAME STATS

CAREER STATS

SEASON	TEAM	Field Goals		3-Point		F-Throws		Rebounds			Scoring										
		GP-GS	MIN	AVG	FG-FGA	FG%	3FG-FGA	3FG%	FT-FTA	FT%	OFF	DEF	TOT	AVG	PF	FO	AST	TO	BLK	STL	PTS
2018-19	VaTech	21-0	102	4.8	11-28	.393	7-22	.318	2-4	.500	0	12	12	0.6	10-0	4	4	1	3	31	1.5
TOTAL		21-0	102	4.8	11-28	.393	7-22	.318	2-4	.500	0	12	12	0.6	10-0	4	4	1	3	31	1.5





BRENDAN PALMER

Sophomore | 6-4 | 195
G | Winston-Salem, N.C.

High School
Forsyth Country Day

Major: Public Health

11

2018-19 ACC Academic Honor Roll

AT THE RIM

- Appeared in four games in the 2018-19 season.
- Played in his first ACC game against Miami (Fla.).
- Appeared versus Central Connecticut State.
- Came in against St. Francis (Pa.).
- College debut was versus Northeastern.
- Member of the National Honor Society.
- Lettered previous season at Calvary Day School, where he also ran track.

CAREER HIGHS

GAME-BY-GAME STATS

CAREER STATS

SEASON	TEAM	Field Goals					3-Point		F-Throws		Rebounds			Scoring									
		GP	GS	MIN	AVG	FG-FGA	FG%	3FG-FGA	3FG%	FT-FTA	FT%	OFF	DEF	TOT	AVG	PP	FO	AST	T/O	BLK	STL	PTS	AVG
2018-19	VaTech	4	0	3/0.7	0-0	.000	0-0	.000	0-0	.000	0	0	0	0.0	0-0	0	0	0	0	0	0	0	0.0
TOTAL	4-0	3/0.7	0-0	.000	0-0	.000	0-0	.000	0	0	0	0	0.0	0-0	0	0	0	0	0	0	0	0	0.0



JALEN CONE

Freshman | 5-10 | 170
G | Walkertown, N.C.

High School
Walkertown

Major: Undecided

15

AT THE RIM

- Hit his first shot in college, 3-pointer and tallied a rebound at Clemson (11/5).
 - Walk-on at Four-year letterwinner at Walkertown High School under head coach Kevin Thompson.
 - Averaged 25.7 points and 6.6 assists per game in the 2018-19 season and 35.5 ppg in the 2017-18 season.
 - Won the Frank Spencer Award as the top player in Northwest North Carolina.
 - Top 100 prospect, ranked as the No. 8 point guard in the nation and a four-star prospect by 247Sports.com.
 - Reclassified from the 2020 class and graduated from high school this summer a year early.
 - Ranked 53rd in the ESPN 100 rankings for the Class of 2020.
 - Second-team All-State selection as a junior by USA Today and the North Carolina Basketball Coaches Association.
- Has a daughter named Ivy Faithe Cone.

CAREER HIGHS

Statistic	Value
Points	3 at Clemson 11/06/19
Rebounds	1 at Clemson 11/06/19
FG Made	1 at Clemson 11/06/19
FG Attempts	2 at Clemson 11/06/19
3FG Made	1 at Clemson 11/06/19
3FG Attempts	1 at Clemson 11/06/19

GAME-BY-GAME STATS

Opponent	Date	Total			3-Pointers		Free throws		Rebounds			PF	A	T/O	BLK	STL	PTS	AVG	
		GS	MIN	FG-FGA	PCT	3FG-3FGA	PCT	FT-FTA	PCT	OFF	DEF								TOT
at Clemson	11/05/19	8	1-2	.500	1-1	1.000	0-0	.000	0	1	1	1.0	0	0	0	0	3	3.0	
Totals		0	8	1-2	.500	1-1	1.000	0-0	.000	0	1	1	1.0	0	0	0	0	3	3.0

CAREER STATS

SEASON	TEAM	Field Goals					3-Point		F-Throws		Rebounds			Scoring										
		GP	GS	MIN	AVG	FG-FGA	FG%	3FG-FGA	3FG%	FT-FTA	FT%	OFF	DEF	TOT	AVG	PP	FO	AST	T/O	BLK	STL	PTS	AVG	
2019-20	VaTech	1	0	8/8.3	1-2	.500	1-1	1.000	0-0	.000	0	1	1	1.0	0-0	0	0	0	0	0	0	0	3	3.0
TOTAL	1-0	8/8.3	1-2	.500	1-1	1.000	0-0	.000	0	1	1	1.0	0-0	0	0	0	0	0	0	0	0	3	3.0	





JOHN OJIAKO (OH-gee-ah-co)

Freshman | 6-10 | 240
F | Lagos, Nigeria

High School
Admiral Farragut

Major: Undecided

21

AT THE RIM

- Came in off the bench for four minutes and pulled down a rebound at Clemson (11/5).
- Played at Admiral Farragut High School.
- Originally from Nigeria, played his high school basketball first in Kentucky and last year in St. Petersburg, Florida.
- Rated as No. 25 center in the nation and No. 10 player in Florida by ESPN.
- Three-star prospect on 247 Sports and Rivals.com ... No. 21 player in Florida by 247 Sports.
- Hopes to become a medical doctor.

CAREER HIGHS

Statistic	Value
Rebounds	1 at Clemson 11/06/19

GAME-BY-GAME STATS

Opponent	Date	GS	MIN	Total		3-Pointers		Free throws		Rebounds					PF	A	T/O	BLK	STL	PTS	AVG
				FG-FGA	PCT	3FG-3FGA	PCT	FT-FTA	PCT	OFF	DEF	TOT	AVG								
at Clemson	11/05/19		4	0-0	.000	0-0	.000	0-0	.000	0	1	1	1.0	0	0	0	0	0	0	0	0.0
Totals		0	4	0-0	.000	0-0	.000	0-0	.000	0	1	1	1.0	0	0	0	0	0	0	0	0.0

CAREER STATS

SEASON	TEAM	GP	GS	MIN	Field Goals		3-Point		F-Throws		Rebounds					Scoring							
					FG-FGA	FG%	3FG-FGA	3FG%	FT-FTA	FT%	OFF	DEF	TOT	AVG	PF	FO	AST	T/O	BLK	STL	PTS	AVG	
2019-20	VaTech	1	0	4/4.3	0-0	.000	0-0	.000	0-0	.000	0	1	1	1.0	0-0	0	0	0	0	0	0	0	0.0
TOTAL		1	0	4/4.3	0-0	.000	0-0	.000	0-0	.000	0	1	1	1.0	0-0	0	0	0	0	0	0	0	0.0



TYRECE TYRECE (TIE-reese)

Redshirt Freshman | 6-1 | 205
Baton Rouge, La.

High School
Cushing Academt

Major: University Studies

23

AT THE RIM

- In his first collegiate game, tallied four rebounds and four points at Clemson (11/5).
- Redshirted last year after being a four-year starter in the state of Louisiana during prep days.
- All-Metro performer at McKinley as a senior.
- Averaged 22.0 points, 6.0 rebounds and 4.0 assists as a senior, leading Panthers to state semifinals.
- Second team All-State as a senior.
- First team all-district and All-Metro and second-team Class 5A all-state performer, averaging 17.8 points, 4.5 rebounds and 4.2 assists as a junior.

CAREER HIGHS

Statistic	Value
Points	4 at Clemson 11/06/19
Rebounds	4 at Clemson 11/06/19
FG Made	1 at Clemson 11/06/19
FG Attempts	2 at Clemson 11/06/19
FT Made	2 at Clemson 11/06/19
FT Attempts	2 at Clemson 11/06/19

GAME-BY-GAME STATS

Opponent	Date	GS	MIN	Total		3-Pointers		Free throws		Rebounds					PF	A	T/O	BLK	STL	PTS	AVG
				FG-FGA	PCT	3FG-3FGA	PCT	FT-FTA	PCT	OFF	DEF	TOT	AVG								
at Clemson	11/05/19		13	1-2	.500	0-0	.000	2-2	1.000	1	3	4	4.0	1	0	0	0	0	0	4	4.0
Totals		0	13	1-2	.500	0-0	.000	2-2	1.000	1	3	4	4.0	1	0	0	0	0	0	4	4.0

CAREER STATS

SEASON	TEAM	GP	GS	MIN	Field Goals		3-Point		F-Throws		Rebounds					Scoring						
					FG-FGA	FG%	3FG-FGA	3FG%	FT-FTA	FT%	OFF	DEF	TOT	AVG	PF	FO	AST	T/O	BLK	STL	PTS	AVG
2019-20	VaTech	1	0	13/12.5	1-2	.500	0-0	.000	2-2	1.000	1	3	4	4.0	1-0	0	0	0	0	0	4	4.0
TOTAL		1	0	13/12.5	1-2	.500	0-0	.000	2-2	1.000	1	3	4	4.0	1-0	0	0	0	0	0	4	4.0





BRANDEN JOHNSON

Graduate Student | 6-8 | 230
F | Garfield Heights, Ohio

High School
Harfield Heights, Ohio

Major: Curriculum and Instruction

24

AT THE RIM

- A grad transfer from Alabama State that played in 66 games with 46 starts.
- Averaged four points and four rebounds per game in 2018-19.
- Scored in double-figures in three games last season, including a double-double (11 points, 13 rebounds) against Birmingham-Southern.
- 2018-19 Preseason All-SWAC second team pick.


CAREER HIGHS

Statistic	Value
Points	16 at Prairie View 02/24/18
Rebounds	17 at Prairie View 02/24/18
Assists	1 11 times
Steals	2 at Iowa 11/12/17, at South Dakota St. 11/14/17, at Jacksonville St. 11/30/17
Blocks	6 vs Jackson St. 03/01/18
FG Made	7 at Prairie View 02/24/18
FG Attempts	9 at Texas Southern 02/26/18
3FG Attempts	1 at Ark.-Pine Bluff 02/05/18, vs Fort Valley St. 12/29/16
FT Made	6 at Alabama A&M 02/10/18
FT Attempts	12 vs Birmingham-So. 11/15/18

GAME-BY-GAME STATS

CAREER STATS

SEASON	TEAM	GP-GS	MIN	Field Goals			3-Point		F-Throws			Rebounds				Scoring				
				FG-FGA	FG%	3FG-FGA	3FG%	FT-FTA	FT%	OFF	DEF	TOT	AVG	PF-FO	AST	TO	BLK	STL	PTS	AVG
2016-17	ALST	4-0	8/2.0	0-3	.000	0-1	.000	0-0	.000	1	0	1	0.3	1-0	0	1	0	0	0	0.0
2017-18	ALST	31-31	752/24.3	99-154	.643	0-1	.000	40-108	.370	79	133	212	6.8	74-1	8	37	48	18	238	7.7
2018-19	ALST	31-15	525/16.9	53-85	.624	0-0	.000	27-70	.386	46	68	114	3.7	46-0	3	20	19	7	133	4.3
TOTAL FOR VaTech		0-0	0/0.0	0-0	.000	0-0	.000	0-0	.000	0	0	0	0.0	0-0	0	0	0	0	0	0.0
TOTAL		66-46	1285/19.5	152-242	.628	0-2	.000	67-178	.376	126	201	327	5.0	121-1	11	58	67	25	371	5.6



RYAN PAYNE

Senior | 6-8 | 220
F | Mechansville, Va.

High School
Hanover

Major: Finance

25

AT THE RIM

- Three-year letterwinner at Hanover High School under head coach Darren Thornton.
- VHSL 4A first-team all-state.
- Conference 20 Player of the Year ... Three-time all-academic team.

CAREER HIGHS

GAME-BY-GAME STATS





GRANT YATES

Sophomore | 6-8 | 210
F | Gainesville, Va.

High School
Battlefield

Major: Business

13

AT THE RIM

- Due to NCAA transfer rules, will have to sit out this season.
- Walk-on at after transferring from Christopher Newport University.
- At Christopher Newport, he appeared in 19 games as a freshman in the 2018-19 season.
- Scored 17 points and grabbed 11 rebounds on the season.

CAREER HIGHS

GAME-BY-GAME STATS



KEVE ALUMA ((Kev-aye))

Junior | 6-9 | 240
F | Berlin, Md.

High School/Last School
Stephen Dcatur / Wofford

Major: Human Development

22

AT THE RIM

- Due to NCAA transfer rules, will have to sit out this season.
- Played in 68 games, including starting 34 contests his sophomore season at Wofford.
- Averaged seven points and seven rebounds per game in 2018-19.
- Racked up the second-most rebounds on the team with 239.
- Scored in double figures eight times and recorded two double-doubles
- Had a knack on the offensive glass, ranking fifth in the SoCon with 2.8 offensive rebounds per game in league action.
- In his free time, he enjoys playing soccer.

CAREER HIGHS

Statistic	Value
Points	14 vs Mars Hill 11/23/18, vs The Citadel 01/04/19
Rebounds	12 vs Samford 01/25/19
Assists	4 at Oklahoma 11/18/18
Steals	3 vs Samford 01/25/19
Blocks	3 at Furman 02/23/19, at ETSU 02/08/19, vs VMI 03/09/19
FG Made	6 vs Chattanooga 01/27/19, vs Samford 01/25/19
FG Attempts	9 vs Samford 01/25/19
3FG Attempts	1 at High Point 11/10/18
FT Made	6 vs Mars Hill 11/23/18, at Mercer 02/01/19, vs Seton Hall 03/22/19
FT Attempts	9 at Mercer 02/01/19

CAREER STATS

SEASON	TEAM	GP-GS	MIN	Field Goals		3-Point		F-Throws		Rebounds			Scoring								
				FG-FGA	FG%	3FG-FGA	3FG%	FT-FTA	FT%	OFF	DEF	TOT	AVG	PP-FO	AST	TO	BLK	STL	PTS	AVG	
2017-18	WOF	33-2	439	133	30-53	.566	0-0	.000	24-42	.571	45	68	113	3.4	63-2	18	20	13	6	84	2.5
2018-19	WOF	35-34	930	26.6	94-141	.667	0-1	.000	54-94	.575	92	147	239	6.8	81-3	34	36	31	23	242	6.9
TOTAL FOR VaTech		0-0	0 / 0	0 - 0	.000	0 - 0	.000	0 - 0	.000	0	0	0	0.0	0 - 0	0	0	0	0	0	0	0.0
TOTAL		68-36	1369 / 20.1	124 - 194	.639	0 - 1	.000	78 - 136	.574	137	215	352	5.2	144 - 5	52	56	44	29	326	4.8	



NCAA STATS

Statistic	National Conference		Value	National Leader	Value	Conference Leader	Value
	Rank	Rank					
3-pt Field Goal Attempts (292 ranked)	68	4	27	Northwestern St.	60	Notre Dame	31
Assist Turnover Ratio (292 ranked)	175	9	0.85	Eastern Wash.	4.50	Notre Dame	2.67
Assists Per Game (292 ranked)	206	11	11.0	UMBC	33.0	Georgia Tech	19.0
Blocked Shots Per Game (233 ranked)	233	12	1.0	Oklahoma St. South Alabama	12.0	Georgia Tech	9.0
Defensive Rebounds per Game (292 ranked)	29	3	35.00	Bowling Green	44.00	Virginia North Carolina	37.00 37.00
Fewest Fouls (292 ranked)	80	5	15	Maryland	6	Virginia	7
Fewest Turnovers (292 ranked)	105	7	13	Central Mich.	4	Notre Dame	6
Field-Goal Percentage (292 ranked)	220	9	38.6	UMBC	68.9	Louisville	54.0
Field-Goal Percentage Defense (292 ranked)	67	3	34.4	Eastern Wash.	14.3	Virginia	23.6
Free Throw Attempts (290 ranked)	116	6	20	Utah St.	45	Pittsburgh	31
Free Throws Made (291 ranked)	108	5	14	Utah St.	35	Pittsburgh	22
Free-Throw Percentage (292 ranked)	117	7	70.0	Campbell Pepperdine Lafayette	100.0 100.0 100.0	NC State	87.0
Offensive Rebounds Per Game (292 ranked)	194	10	9.00	San Diego St.	26.00	NC State	15.00
Personal Fouls Per Game (292 ranked)	80	5	15.0	Maryland	6.0	Virginia	7.0
Rebound Margin (292 ranked)	98	4	8.0	New Hampshire	36.0	North Carolina	20.0
Scoring Defense (292 ranked)	84	3	60.0	Eastern Wash.	25.0	Virginia	34.0
Scoring Margin (292 ranked)	149	4	7.0	UMBC	88.0	Virginia	14.0
Scoring Offense (292 ranked)	202	9	67.0	UMBC	134.0	Louisville	87.0
Steals Per Game (290 ranked)	228	10	4.0	Eastern Wash.	23.0	Duke	11.0
Three Pt FG Defense (292 ranked)	85	3	24.1	Harvard	7.1	Syracuse	16.0
Three-Point Field Goals Per Game (290 ranked)	66	3	9.0	Baylor	18.0	North Carolina Miami (FL)	10.0 10.0
Three-Point Field-Goal Percentage (292 ranked)	125	7	33.3	LMU (CA)	66.7	North Carolina	50.0
Total 3-point FGM (290 ranked)	68	3	9	Northwestern St.	20	North Carolina Miami (FL)	10 10
Total Assists (292 ranked)	207	11	11	Northwestern St. UMBC	33	Georgia Tech	19
Total Blocks (233 ranked)	233	12	1	Oklahoma St. South Alabama	12	Georgia Tech	9
Total Rebounds (292 ranked)	73	4	44	Northwestern St. DePaul	80	North Carolina	51
Total Rebounds Per Game (292 ranked)	70	4	44.00	Bethune-Cookman	64.00	North Carolina	51.00
Total Steals (290 ranked)	228	10	4	Eastern Wash.	23	Duke	11
Turnover Margin (273 ranked)	221	11	-5.0	Eastern Wash.	28.0	Notre Dame Duke	12.0 12.0
Turnovers Forced (288 ranked)	275	13	8.00	Eastern Wash.	34.00	Duke	28.00
Turnovers Per Game (292 ranked)	106	7	13.0	Central Mich.	4.0	Notre Dame	6.0
Won-Lost Percentage (182 ranked)	1	1	100.0	180 teams tied	100.0	8 teams tied	100.0

Statistic	Player	National Conference		Value	National Leader	Value	Conference Leader	Value
		Rank	Rank					
3-pt Field Goal Attempts (215 ranked)	Landers Nolley II Nahiem Alleyne	70 215	4 12	8	Jairus Roberson, Northwestern St.	17	Cole Anthony, North Carolina	11
Assist Turnover Ratio (216 ranked)	Wabissa Bede	216	10	2.00	Cameron Krutwig, Loyola Chicago	11.00	Prentiss Hubb, Notre Dame	6.00
Assists Per Game (195 ranked)	Wabissa Bede	59	4	6.0	Tyrese Haliburton, Iowa St.	14.0	Brandon Childress, Wake Forest Kihei Clark, Virginia Tre Jones, Duke	7.0 7.0 7.0
Blocked Shots Per Game (214 ranked)	Wabissa Bede	214	10	1.00	Trhae Mitchell, South Alabama	9.00	James Banks III, Georgia Tech	6.00
Defensive Rebounds per Game (191 ranked)	Wabissa Bede P.J. Horne	64 119	10 14	8.00 7.00	George Willborn III, UC Riverside	14.00	Chaundee Brown, Wake Forest	12.00
Double Doubles (1 ranked)					108 players tied		8 players tied	1
Field-Goal Percentage (226 ranked)					9 players tied	100.0	Dwayne Sutton, Louisville Devin Vassell, Florida St.	85.7 85.7
Free Throw Attempts (163 ranked)	Nahiem Alleyne	163	6	6	Sam Merrill, Utah St.	18	Derryck Thornton, Boston College	12
Free Throws Made (186 ranked)	Nahiem Alleyne	108	4	5	Sam Merrill, Utah St.	17	Brandon Childress, Wake Forest	8
Free-Throw Percentage (231 ranked)	Nahiem Alleyne	197	9	83.3	158 players tied	100.0	7 players tied	100.0
Minutes Per Game (250 ranked)	Landers Nolley II P.J. Horne	80 123	14 17	36:57 35:40	Jordan Walker, Morehead St.	46:00	C.J. Bryce, NC State	44:09
Offensive Rebounds Per Game (161 ranked)	Isaiah Wilkins	65	1	4.00	Yoro Sidibe, Norfolk St. AJ Wilson, George Mason	9.00 9.00	6 players tied	4.00
Points Per Game (211 ranked)	Landers Nolley II	9	2	30.0	Jordan Roland, Northeastern	39.0	Cole Anthony, North Carolina	34.0
Rebounds Per Game (206 ranked)	Wabissa Bede	206	18	8.0	Cletrell Pope, Bethune-Cookman	19.0	Aamir Simms, Clemson	15.0
Steals Per Game (197 ranked)	Landers Nolley II	197	7	2.00	Jason Preston, Ohio	7.00	Khalid Moore, Georgia Tech	5.00
Three-Point Field Goals Per Game (244 ranked)	Landers Nolley II Nahiem Alleyne	39 244	3 13	4.00 2.00	Jared Butler, Baylor	8.00	Cole Anthony, North Carolina	6.00
Three-Point Field-Goal Percentage (243 ranked)	Landers Nolley II	138	9	50.0	11 players tied	100.0	Michael Devoe, Georgia Tech	75.0
Total 3-point FGM (249 ranked)	Landers Nolley II Nahiem Alleyne	42 249	3 13	4	Jared Butler, Baylor	8	Cole Anthony, North Carolina	6
Total Assists (197 ranked)	Wabissa Bede	61	4	6	Tyrese Haliburton, Iowa St.	14	Brandon Childress, Wake Forest Kihei Clark, Virginia Tre Jones, Duke	7 7 7
Total Blocks (215 ranked)	Wabissa Bede	215	10	1	Trhae Mitchell, South Alabama	9	James Banks III, Georgia Tech	6
Total Field Goal Attempts (200 ranked)	Landers Nolley II	7	2	23	Tristan Jarrett, Jackson St.	40	Cole Anthony, North Carolina	24
Total Field Goals Made (152 ranked)	Landers Nolley II	4	1	12	Tristan Jarrett, Jackson St.	17	Cole Anthony, North Carolina Landers Nolley II, Virginia Tech	12 12
Total Minutes (250 ranked)	Landers Nolley II P.J. Horne	99 143	14 17	36:57 35:40	Tristan Jarrett, Jackson St.	63:30	C.J. Bryce, NC State	44:09
Total Points (221 ranked)	Landers Nolley II	11	2	30	Tristan Jarrett, Jackson St.	41	Cole Anthony, North Carolina	34
Total Rebounds (213 ranked)	Wabissa Bede	213	18	8	Cletrell Pope, Bethune-Cookman	19	Aamir Simms, Clemson	15
Total Steals (201 ranked)	Landers Nolley II	201	7	2	Jaylen Butz, DePaul Jason Preston, Ohio	7 7	Khalid Moore, Georgia Tech	5
Triple Doubles (0 ranked)								



COMBINED SEASON STATS

Game Records

Record	Overall	Home	Away	Neutral
ALL GAMES	1-0	0-0	1-0	0-0
CONFERENCE	1-0	0-0	1-0	0-0
NON-CONFERENCE	0-0	0-0	0-0	0-0

Score by Periods

Team	1st	2nd	OT	TOT
Virginia Tech	34	33	0	67
Opponents	37	23	0	60

Team Box Score

No.	Player	GP-GS		MIN		Total		3-Point		F-Throw		Rebounds				PF				PTS		AVG	
		GP	GS	MIN	AVG	FG-FGA	FG%	3FG-FGA	3FG%	FT-FTA	FT%	OFF	DEF	TOT	AVG	PF	DQ	A	TO	BLK	STL		PTS
2	NOLLEY II, Landers	1-1		37	37.0	12-23	.522	4-8	.500	2-4	.500	1	4	5	5.0	3	0	0	5	0	2	30	30.0
4	ALLEYNE, Nahiem	1-0		23	23.0	2-9	.222	2-6	.333	5-6	.833	0	3	3	3.0	1	0	1	1	0	1	11	11.0
14	HORNE, P.J.	1-1		36	36.0	3-7	.429	1-4	.250	1-1	1.000	0	7	7	7.0	1	0	2	1	0	0	8	8.0
3	BEDE, Wabissa	1-1		32	32.0	2-4	.500	0-1	.000	3-4	.750	0	8	8	8.0	3	0	6	3	1	0	7	7.0
1	WILKINS, Isaiah	1-1		21	21.0	1-7	.143	1-5	.200	1-3	.333	4	2	6	6.0	5	1	2	2	0	1	4	4.0
23	RADFORD, Tyrece	1-0		13	13.0	1-2	.500	0-0	.000	2-2	1.000	1	3	4	4.0	1	0	0	0	0	0	4	4.0
15	CONE, Jalen	1-0		8	8.0	1-2	.500	1-1	1.000	0-0	.000	0	1	1	1.0	0	0	0	0	0	0	3	3.0
0	CATTOOR, Hunter	1-1		27	27.0	0-3	.000	0-2	.000	0-0	.000	0	4	4	4.0	1	0	0	1	0	0	0	0.0
21	OJIAKO, John	1-0		4	4.0	0-0	.000	0-0	.000	0-0	.000	0	1	1	1.0	0	0	0	0	0	0	0	0.0
Team												3	2	5				0					
Total		1				22-57	.386	9-27	.333	14-20	.700	9	35	44	44.0	15	1	11	13	1	4	67	67.0
Opponents		1				22-64	.344	7-29	.241	9-15	.600	8	28	36	36.0	16	-	9	8	2	4	60	60.0

Team Statistics

	VaTech	OPP
Scoring	67	60
Points per game	67	60.0
Scoring margin	+7.0	-
Field goals-att	22-57	22-64
Field goal pct	.386	.344
3 point fg-att	9-27	7-29
3-point FG pct	.333	.241
3-pt FG made per game	9.0	7.0
Free throws-att	14-20	9-15
Free throw pct	.700	.600
F-Throws made per game	14.0	9.0
Rebounds	44	36
Rebounds per game	44.0	36.0
Rebounding margin	+8.0	-
Assists	11	9
Assists per game	11.0	9.0
Turnovers	13	8
Turnovers per game	13.0	8.0
Turnover margin	-5.0	-
Assist/turnover ratio	0.8	1.1
Steals	4	4
Steals per game	4.0	4.0
Blocks	1	2
Blocks per game	1.0	2.0
Winning streak	1	-
Home win streak	0	-
Attendance	0	7500
Home games-Avg/Game	0-0	1-7500
Neutral site-Avg/Game	-	0-0

Team Results

Date	Opponent	Score	Att.
11/05/19	at Clemson	W 67-60	7500



CONFERENCE SEASON STATS

Player	Overall Statistics										Conference Statistics									
	GP-GS	MIN/G	FG%	3FG%	FT%	R/G	A/G	STL	BLK	PTS/G	GP-GS	MIN/G	FG%	3FG%	FT%	R/G	A/G	STL	BLK	PTS/G
NOLLEY II, Landers	1-1	37.0	.522	.500	.500	5.0	0.0	2	0	30.0	1-1	37.0	.522	.500	.500	5.0	0.0	2	0	30.0
ALLEYNE, Nahiem	1-0	23.0	.222	.333	.833	3.0	1.0	1	0	11.0	1-0	23.0	.222	.333	.833	3.0	1.0	1	0	11.0
HORNE, P.J.	1-1	36.0	.429	.250	1.000	7.0	2.0	0	0	8.0	1-1	36.0	.429	.250	1.000	7.0	2.0	0	0	8.0
BEDE, Wabissa	1-1	32.0	.500	.000	.750	8.0	6.0	0	1	7.0	1-1	32.0	.500	.000	.750	8.0	6.0	0	1	7.0
WILKINS, Isaiah	1-1	21.0	.143	.200	.333	6.0	2.0	1	0	4.0	1-1	21.0	.143	.200	.333	6.0	2.0	1	0	4.0
RADFORD, Tyrece	1-0	13.0	.500	.000	1.000	4.0	0.0	0	0	4.0	1-0	13.0	.500	.000	1.000	4.0	0.0	0	0	4.0
CONE, Jalen	1-0	8.0	.500	1.000	.000	1.0	0.0	0	0	3.0	1-0	8.0	.500	1.000	.000	1.0	0.0	0	0	3.0
CATTOOR, Hunter	1-1	27.0	.000	.000	.000	4.0	0.0	0	0	0.0	1-1	27.0	.000	.000	.000	4.0	0.0	0	0	0.0
OJIAKO, John	1-0	4.0	.000	.000	.000	1.0	0.0	0	0	0.0	1-0	4.0	.000	.000	.000	1.0	0.0	0	0	0.0
Totals	1		.386	.333	.700	44.0	11.0	4	1	67.0	18		.449	.367	.782	31.3	13.8	109	34	69.8
Opponent	1		.344	.241	.600	36.0	9.0	4	2	60.0	1		.344	.241	.600	36.0	9.0	4	2	60.0

Scoring

Player	Overall Statistics								Conference Statistics							
	FG-FGA	FG%	3FG-3FGA	3FG%	FT-FTA	FT%	PTS	PTS/G	FG-FGA	FG%	3FG-3FGA	3FG%	FT-FTA	FT%	PTS	PTS/G
NOLLEY II, Landers	12-23	.522	4-8	.500	2-4	.500	30	30.0	12-23	.522	4-8	.500	2-4	.500	30	30.0
ALLEYNE, Nahiem	2-9	.222	2-6	.333	5-6	.833	11	11.0	2-9	.222	2-6	.333	5-6	.833	11	11.0
HORNE, P.J.	3-7	.429	1-4	.250	1-1	1.000	8	8.0	3-7	.429	1-4	.250	1-1	1.000	8	8.0
BEDE, Wabissa	2-4	.500	0-1	.000	3-4	.750	7	7.0	2-4	.500	0-1	.000	3-4	.750	7	7.0
WILKINS, Isaiah	1-7	.143	1-5	.200	1-3	.333	4	4.0	1-7	.143	1-5	.200	1-3	.333	4	4.0
RADFORD, Tyrece	1-2	.500	0-0	.000	2-2	1.000	4	4.0	1-2	.500	0-0	.000	2-2	1.000	4	4.0
CONE, Jalen	1-2	.500	1-1	1.000	0-0	.000	3	3.0	1-2	.500	1-1	1.000	0-0	.000	3	3.0
CATTOOR, Hunter	0-3	.000	0-2	.000	0-0	.000	0	0.0	0-3	.000	0-2	.000	0-0	.000	0	0.0
OJIAKO, John	0-0	.000	0-0	.000	0-0	.000	0	0.0	0-0	.000	0-0	.000	0-0	.000	0	0.0
Totals	22-57	.386	9-27	.333	14-20	.700	67	67.0	418-930	.449	158-431	.367	262-335	.782	1256	69.8
Opponent	22-64	.344	7-29	.241	9-15	.600	60	60.0	22-64	.344	7-29	.241	9-15	.600	60	60.0

Totals

Player	Overall Statistics										Conference Statistics									
	O-REB	D-REB	TOTAL	PF	FO	A	TO	A/TO	HI	PTS	O-REB	D-REB	TOTAL	PF	FO	A	TO	A/TO	HI	PTS
NOLLEY II, Landers	1	4	5	3	0	0	5	0.0	30	1	4	5	3	0	0	5	0.0	30		
ALLEYNE, Nahiem	0	3	3	1	0	1	1	1.0	11	0	3	3	1	0	1	1	1.0	11		
HORNE, P.J.	0	7	7	1	0	2	1	2.0	8	0	7	7	1	0	2	1	2.0	8		
BEDE, Wabissa	0	8	8	3	0	6	3	2.0	7	0	8	8	3	0	6	3	2.0	7		
WILKINS, Isaiah	4	2	6	5	1	2	2	1.0	4	4	2	6	5	1	2	2	1.0	4		
RADFORD, Tyrece	1	3	4	1	0	0	0	0.0	4	1	3	4	1	0	0	0	0.0	4		
CONE, Jalen	0	1	1	0	0	0	0	0.0	3	0	1	1	0	0	0	0	0.0	3		
CATTOOR, Hunter	0	4	4	1	0	0	1	0.0	0	0	4	4	1	0	0	1	0.0	0		
OJIAKO, John	0	1	1	0	0	0	0	0.0	0	0	1	1	0	0	0	0	0.0	0		
Totals	9	35	44	15	1	11	13	0.8	67	151	413	564	288	1	248	202	1.2	67		
Opponent	8	28	36	16	-	9	8	1.1	60	8	28	36	16	-	9	8	1.1	60		





0
Hunter CATTOOR
G | 6-3 | 205 | Fr.
Orlando, Fla.
(cuh-TOUR)



1
Isaiah WILKINS
G | 6-4 | 225 | So.
Winston-Salem, N.C.



2
Landers NOLLEY II
G/F | 6-7 | 225 | r-Fr.
Atlanta, Ga.
(NAH-lee)



3
Wabissa BEDE
G | 6-0 | 200 | Jr.
North Andover, Mass.
(wa-BEE-sah BEE-dee)



4
Nahiem Alleyne
G | 6-3 | 195 | Fr.
Buford, Ga.
(na-HEEM ah-LEAN)



10
Jonathan KABONGO
G | 6-4 | 195 | So.
Toronto, Canada
(kuh-BONGO)



11
Brendan PALMER
G | 6-4 | 195 | So.
Winston-Salem, N.C.



13
Grant YATES
F | 6-8 | 210 | So.
Gainesville, Va.



14
P.J. HORNE
F | 6-6 | 225 | Jr.
Tifton, Ga.



15
Jalen CONE
G | 5-10 | 170 | Fr.
Walkertown, N.C.



21
John Ojiako
F | 6-10 | 240 | Fr.
Lagos, Nigera
(OH-gee-ah-co)




22
Keve ALUMA
F | 6-9 | 240 | Jr.
Berlin, Md.
(Kev-aye)



23
Tyrece RADFORD
G | 6-1 | 205 | r-Fr.
Baton Rouge, La.
(TIE-reese)



24
Branden JOHNSON
F | 6-8 | 230 | r-Sr.
Garfield Heights, Ohio



25
Ryan PAYNE
F | 6-8 | 220 | Jr.
Mechanicsville, Va.



Mike YOUNG
Head Coach
Emory & Henry, 1986



Chester FRAZIER
Associate Head Coach
Illinois, 2009



Christian WEBSTER
Assistant Coach
Harvard, 2013



Antwon JACKSON
Assistant Coach
Pikeville, 1993

