



XXXXXX

NCAA **MARCH** 
MADNESS

XXXXXX

2019 NCAA MEN'S BASKETBALL CHAMPIONSHIP
FIRST AND SECOND ROUNDS
SAN JOSE, CALIFORNIA





GAMENOTES

#13 SAINT LOUIS
BILLIKENS (23-12)



2019 NCAA MEN'S BASKETBALL CHAMPIONSHIP // NOTES PACKET



Saint Louis Billikens Schedule/Results

NOVEMBER

Tue., 6	SEMO (FSMW+)	W, 75-65
Sat., 10	Troy (FSMW)	W, 62-58
Tue., 13	North Alabama (FSMW)	W, 69-58
Sat., 17	at Seton Hall (FS2)	W, 66-64
Wed., 21	vs. Pitt (ESPN3)	L, 73-75
Sat., 24	Central Arkansas (FSMW)	W, 73-61

DECEMBER

Sat., 1	Butler (FSMW)	W, 64-52
Wed., 5	at Southern Illinois (ESPN+)	L, 56-61
Sun., 9	Oregon State (ESPNU)	W, 65-61
Sun., 16	at Houston (ESPNU)	L, 64-68
Wed., 19	NC Central (FSMW)	W, 74-65
Sat., 22	vs. Florida State (FS2/FSMW+)	L, 59-81
Sun., 30	Appalachian State (FSMW)	W, 83-55

JANUARY

Sun., 6	Rhode Island (ESPNU)	W, 60-53
Wed., 9	UMass (CBS SN)	W, 65-62
Sat., 12	at La Salle (NBCSN)	W, 71-64
Tue., 15	at Fordham (ESPN+)	W, 63-60
Fri., 18	Saint Joseph's (ESPN2)	W, 68-57
Wed., 23	at Duquesne (ESPN+)	L, 73-77
Sat., 26	Davidson (CBS SN)	L, 53-54
Wed., 30	Richmond (FSMW)	L, 81-84

FEBRUARY

Sat., 2	at Rhode Island (CBS SN)	L, 54-65
Tue., 5	Dayton (CBS SN)	W, 73-60
Fri., 8	at Saint Joseph's (ESPN2)	L, 61-91
Wed., 13	at GW (CBS SN)	W, 73-58
Sat., 16	La Salle (CBS SN)	W, 62-49
Sat., 23	at Dayton (CBS SN)	L, 62-70
Tue., 26	at VCU (CBS SN)	L, 65-71

MARCH

Sat., 2	George Mason (NBCSN)	W, 81-71
Wed., 6	Duquesne (FSMW)	W, 85-75
Sat., 9	at St. Bonaventure (ESPN+)	L, 57-66
Thu., 14	vs. Richmond (NBCSN)	W, 71-68
Fri., 15	vs. Dayton (NBCSN)	W, 64-55
Sat., 16	vs. Davidson (CBS SN)	W, 67-44
Sun., 17	vs. St. Bonaventure (CBS)	W, 55-53
Fri., 22	vs. Virginia Tech (truTV)	8:57 p.m. CT

THE OPENING TIP...

- Saint Louis is coming off a dramatic Atlantic 10 Conference Men's Basketball Championship (Brooklyn, N.Y./Barclays Center) where it won four games in four days to punch its ticket to the NCAA Men's Basketball Championship.
- This is SLU's 10th NCAA Championship appearance in its history and fourth this decade. In fact, the Billikens played in San Jose during the 2013 NCAA tourney.
- The Billikens' 23 wins are the most by the team since the 2013-14 squad went 27-7. SLU has improved its win total all three years of the **Travis Ford** era.
- Senior guard **Javon Bess**, the A-10 Defensive Player of the Year and second-team All-Conference selection, leads the Billikens in scoring with 15.3 ppg. He was named to the A-10 All-Championship team after averaging 16 ppg at the A-10 Championship.
- Senior guard **Tramaine Isabell Jr.** leads the Billikens in assists (126) and is second in scoring average (13.8 ppg). He was named the A-10 Championship Most Outstanding Player after averaging 17.3 ppg and 6.0 apg.
- Sophomore forward **Hasahn French**, a third-team All-Conference pick and All-Defensive team selection, leads the Billikens in rebounding with 8.4 rpg. His 64 blocked shots are fourth all-time in a single season, and he is already third in school history with 123 career blocked shots.
- Sophomore guard **Jordan Goodwin** averages 10.6 ppg and leads the team in steals (64). He is the nation's top offensive rebounding guard and seventh overall in the NCAA (3.5 orpg). Goodwin had 16 points and 14 rebounds in the A-10 Championship title game against St. Bonaventure.
- The Billikens are 15th in the NCAA in rebounding margin (+6.5). SLU is especially strong on the offensive glass, ranking fifth in the NCAA with 13.8 orpg.

PROBABLE STARTERS



Goodwin's Season Averages			
PPG	RPG	APG	MPG
10.6	7.5	3.5	34.2



Isabell's Season Averages			
PPG	RPG	APG	MPG
13.8	4.1	3.6	32.4



Bess' Season Averages			
PPG	RPG	APG	MPG
15.3	6.7	1.8	36.7



Foreman's Season Averages			
PPG	RPG	APG	MPG
5.9	4.3	0.7	21.2



French's Season Averages			
PPG	RPG	BPG	MPG
9.3	8.4	1.8	30.4

NCAA TOURNAMENT HISTORY

►The Billikens are 6-10 all-time in the NCAA Championship. SLU has won at least one game in each of its last three appearances.

Date	Opponent	SLU result
3/12/52	New Mexico State	W, 62-53
3/22/52	Kansas	L, 55-74
3/15/57	Oklahoma City	L, 66-75
3/16/57	SMU	L, 68-78
3/17/94	#10 Maryland	L, 66-74
3/16/95	#8 Minnesota	W, 64-61 (ot)
3/18/95	#1 Wake Forest	L, 59-64
3/13/98	#7 Massachusetts	W, 51-46
3/15/98	#2 Kentucky	L, 61-88
3/16/00	#8 Utah	L, 45-48
3/16/12	#8 Memphis	W, 61-54
3/18/12	#1 Michigan State	L, 61-65
3/21/13	#13 New Mexico State	W, 64-44
3/23/13	#2 Oregon	L, 57-74
3/20/14	#12 NC State	W, 83-80 (ot)
3/22/14	#4 Louisville	L, 51-66

SLU Seeds / First and Second Round location

1994 (#7 / Wichita, Kansas)
1995 (#9 / Baltimore, Maryland)
1998 (#10 / Atlanta, Georgia)
2000 (#9 / Cleveland, Ohio)
2012 (#9 / Columbus, Ohio)
2013 (#4 / San Jose, California)
2014 (#5 / Orlando, Florida)

Individual Records – NCAA Tournament

Points: 24, Dwayne Evans (3/21/13)
FGs: 11, Dwayne Evans (3/21/13)
FGAs: 19, Erwin Claggett (3/16/95)
3FGs: 4, four times
3FGAs: 4, five times
FTs: 10, Brian Conklin (3/16/12)
FTAs: 11, Brian Conklin (3/16/12)
Rebounds: 15, twice
Assists: 7, twice
Steals: 5, Kwamain Mitchell (3/23/13)
Blocks: 3, Larry Hughes (3/15/98)

Team Records – NCAA Tournament

Points: 83 (3/20/14)
FGs: 31 (3/10/14)
FGAs: 69 (3/18/95)
FG%: .484 (3/20/14)
3FGs: 11 (3/16/95)
3FGAs: 39 (3/18/95)
FTs: 18 (3/15/98)
FTAs: 26 (3/20/14)
FT%: .846 (3/17/94)
Rebounds: 43 (3/16/95)
Assists: 17 (3/21/13)
Steals: 11, twice
Blocks: 4, twice

SETTING THE SCENE

►Saint Louis is the No. 13 seed in the East Region and takes on the No. 4 Virginia Tech Hokies in the first round of the NCAA Men's Basketball Championship on Friday, March 22, at SAP Center in San Jose, California. Game time is approximately 7 p.m. (PT).
►The winner of Friday's game advances to Sunday's second round where it will face either No. 5 Mississippi State or No. 12 Liberty.

FOLLOWING THE ACTION

►Friday's game will be televised on TruTV. The Turner Sports crew calling the action in San Jose, California, is **Spero Dedes, Len Elmore, Steve Smith and Ros Gold-Owunde**.
►The radio broadcast will air locally on 101 ESPN (101.1 FM and 101Sports.com). Billiken Hall of Famers **Bob Ramsey** (play-by-play) and **Earl Austin Jr.** (analyst) are on the call.

A-10 MEN'S BASKETBALL CHAMPIONSHIP RECAP

►Saint Louis won the Atlantic 10 Conference Men's Basketball Championship last weekend at Barclays Center in Brooklyn, N.Y., to punch its ticket to the NCAA Men's Basketball Championship.
►The Billikens won the A-10 Championship in dramatic fashion, capturing four wins in four days and coming from behind in all of them. Saint Louis did not lead at halftime in any of the four games. It was the two areas where SLU has flourished this season – defense and rebounding – that guided the Billikens to the title.
►Senior guard **Tramaine Isabell Jr.** was named the Most Outstanding Player of the Championship. He averaged 17.3 ppg and 6.0 apg. Senior guard **Javon Bess** was named to the All-Championship team after averaging 16.0 ppg and playing his usual hard-nosed defense. Sophomore guard **Jordan Goodwin** was another player who had a strong tournament. He averaged 12.5 ppg and a team-best 9.5 rpg and led SLU with 16 points and 14 rebounds in the championship game against St. Bonaventure.
►Billiken Hall of Fame radio analyst **Earl Austin Jr.** coined SLU's march through the A-10 Championship "*The Billiken Redemption Tour.*" All four opponents the Bills defeated (Richmond, Dayton, Davidson, St. Bonaventure) beat the Billikens the last time they met in the regular season.
►It was Saint Louis' second A-10 Championship title. The Billikens last won the A-10 crown in 2013, when they became the very first collegiate team to cut the nets down in a then brand-new Barclays Center. Coincidentally, SLU was also sent to San Jose after that championship.
►It's the second time the Billikens have won four games in four days at a conference championship. Saint Louis rolled through the 2000 Conference USA Championship in 2000 as a No. 9 seed. Saint Louis fans refer to that feat as the "*Miracle in Memphis.*"

BACK IN THE NCAAs

►The Billikens are making their 10th appearance in the NCAA Men's Basketball Championship.
►Saint Louis last was in the NCAA Tournament in 2014, completing a stretch of three straight appearances. SLU won a game in each of them.
►In 2012, **Rick Majerus** led the Billikens to the NCAA Championship for the first time in 12 years. An at-large selection, the No. 9 seed Billikens defeated No. 8 Memphis before bowing out after pushing top-seed Michigan State to the brink. That would end up being Majerus' final game.
►**Jim Crews** led SLU to the NCAA Tournament in 2013 and 2014. As a No. 4 seed in 2013, the Billikens were upset in the second round by No. 12 Oregon in San Jose. The Billikens captured the No. 5 seed in 2014, but they were unable to get out of the second round after falling to No. 4 Louisville.
►Saint Louis has never advanced to the Sweet 16. The Billikens are 6-10 all-time in the NCAA Men's Basketball Championship.

BESS, FRENCH HONORED AS ALL-CONFERENCE SELECTIONS

►Senior guard **Javon Bess** was named the A-10 Defensive Player of the Year, second-team All-Conference.
►Sophomore forward **Hasahn French** is a third-team All-Conference pick and a member of the A-10's All-Defensive team.
►SLU was the lone team with two members on the league's five-man All-Defensive team. Bess' selection as A-10 Defensive Player of the Year marks the first time a SLU player has earned the honor.

BILLIKENS ON THE BOARDS

►Strong rebounding has been a constant for Saint Louis this season. The Billikens lead

the Atlantic 10 Conference and are 15th in the NCAA in rebounding margin (+6.5).

▶The Billikens' +6.8 rebounding margin in A-10 games only also led the A-10.

▶Saint Louis was especially strong on the boards in its four games of the A-10 Men's Basketball Championship. SLU was a +9.0 in rebounding margin and averaged 40 rebounds per game.

▶Saint Louis is the only A-10 team with three players in the top 15 in the league in rebounds per game: **Hasahn French** (2nd, 8.4 rpg), **Jordan Goodwin** (7th, 7.5 rpg) and **Javon Bess** (11th, 6.7 rpg).

▶The Billikens are fifth in the NCAA with 13.8 offensive rebounds per game. **Jordan Goodwin** leads all guards in the NCAA and is seventh overall in the country with 3.5 offensive rebounds per game.

▶The Billikens have outrebounded their opponent in all but six games this season.

GETTING DEFENSIVE

▶The Billikens are third in the A-10 in scoring defense, yielding 63.7 ppg.

▶Saint Louis is 44th in KenPom.com's adjusted defensive efficiency.

▶Opponents shoot just 40.9 percent against the Billikens from the field (fifth in A-10) and 31.4 percent from 3-point range (second in A-10).

▶The patented Billiken defense was on full display in Brooklyn. Opponents averaged just 55.0 ppg against the Billikens.

BESS LEADING ON BOTH ENDS OF FLOOR

▶Senior guard **Javon Bess** has led the Billikens in scoring all season and enters the NCAA Tournament averaging 15.3 ppg.

▶Bess is second in career scoring at Saint Louis for two-year players with 975 points. He is a 1,000-point scorer in his career after scoring 126 points in two seasons at Michigan State.

▶Bess leads the Bills with 65 3-pointers. He needs two more to crack the Billikens' top-10 list for treys in a single season.

▶Bess was twice named A-10 Player of the Week.

▶Bess has been exceptional on the defensive end. He has held 22 of the 31 players he has guarded to below their season scoring average. Additionally, those players have averaged just 11.5 ppg and shot just 35 percent from the field against Bess.

▶He has held the following elite scorers to well below their averages: **Myles Powell** (Seton Hall), **Kamar Baldwin** (Butler), Oregon State's **Tres Tinkle** and **Stephen Thompson Jr.**, **Jeff Dowtin** (Rhode Island), **Charlie Brown** (Saint Joseph's) and **Pookie Powell** (La Salle).

GOODWIN FLIRTS WITH ANOTHER TRIPLE-DOUBLE

▶Sophomore guard **Jordan Goodwin** is third on the Billikens in scoring (10.6 ppg), second in rebounding (7.5 rpg) and the team leader in steals (64).

▶Goodwin's 64 steals so far this season are fifth in school history. He is also SLU's all-time leader in steals in a single season among sophomores.

▶Last season, Goodwin became the first Billiken in school history to record a triple-double with 13 points, 15 rebounds and 10 assists against Duquesne on Jan. 17, 2018.

▶He neared a triple-double at George Washington on Feb. 13. With 11:59 remaining in the game, he had eight points, eight assists and seven rebounds. Goodwin finished with 10 points, nine assists and eight rebounds.

▶No active player in the NCAA has more than two triple-doubles in his career.

Goodwin has been close to four. Here's a list of games where Goodwin has flirted with a triple-double, finishing two or fewer numbers shy in a category:

Date	Opponent	Pts	Rebs	Assts
Jan. 13, 2018	at George Mason	9	9	11
Jan. 17, 2018	Duquesne [^]	13	15	10
Jan. 20, 2018	at UMass	19	10	8
<i>Close to becoming the first player in NCAA history with triple-doubles in three consecutive games</i>				
Feb. 13, 2019	at George Washington	10	8	9

[^] first triple-double in program history

ISABELL HEATS UP

▶Senior guard **Tramaine Isabell Jr.** is second on the Billikens in scoring with 13.8 ppg. He leads all active Billikens with 1,341 career points.

▶He is playing his best basketball of the season as of late. Since early February, Isabell is averaging nearly 20.0 ppg.

▶Isabell was named the A-10 co-Player of the Week at the end of the regular season after averaging 30 ppg and 10 rpg in games against Duquesne and St. Bonaventure.

▶Isabell scored a season-high 39 points in SLU's win against Duquesne March 6, one

SLU'S RECORD WHEN...

	2018-19	FORD ERA
at Home (all games)	15-2	36-16
at Home (nonconference)	8-0	19-7
at Home (A-10)	7-2	17-9
on Road (all games)	4-8	8-26
on Road (nonconference)	1-2	1-6
on Road (A-10)	3-6	7-19
Neutral Site (all games)	4-2	7-7
Leading at halftime	14-2	34-14
Trailing at halftime	6-10	13-35
Tied at halftime	3-0	5-0
Overtime (all games)	0-0	1-1
Overtime (A-10 game)	0-0	1-1
Double overtime	0-0	1-0
Games decided by 3 pts/less	5-3	10-8
Games decided by 4-10 pts	9-6	22-18
Games decided by 11-19 pts	7-1	15-9
Games decided by 20+ pts	2-2	4-15
Winning opening tip	8-3	24-21
Losing opening tip	15-9	25-28
SLU scores 49 points or less	0-0	1-5
SLU scores 50-59 points	1-5	1-21
SLU scores 60-69 points	12-4	20-17
SLU scores 70-79 points	7-2	25-4
SLU scores 80-89 points	3-1	6-2
SLU scores 90-99 points	0-0	0-0
Better shooting % than opp.	15-3	35-7
Opp. shoots better	8-9	16-42
Shooting the same	0-0	0-0
SLU shoots 50%+	0-0	8-0
SLU shoots 40-49%	17-4	26-21
SLU shoots below 40%	6-7	17-17
Opp. shoots 50%+	1-4	2-16
Opp. shoots 40-49%	8-6	19-28
Opp. shoots below 40%	14-2	31-5
SLU makes more 3s	12-3	25-15
Opp. makes more 3s	7-7	20-30
3s are equal	4-2	7-4
SLU outrebounds opp.	20-8	41-23
Opp. outrebounds SLU	4-2	9-3
Tied in rebounds	1-0	2-1
SLU commits less turnovers	16-4	30-11
SLU commits more turnovers	7-7	16-34
Turnovers are equal	0-1	6-4
SLU records 10+ steals	3-3	6-3
SLU records 15+ assists	9-2	22-6
Playing in November	5-1	10-8
Playing in December	4-3	10-12
Playing in January	5-3	11-13
Playing in February	3-4	12-11
Playing in March	6-1	9-5
Playing on Monday	0-0	2-1
Playing on Tuesday	4-1	5-9
Playing on Wednesday	4-4	11-14
Playing on Thursday	1-0	4-2
Playing on Friday	2-1	3-5
Playing on Saturday	8-5	20-15
Playing on Sunday	4-1	5-3
Playing before 5pm	10-7	16-15
Playing at night	13-5	34-34
Wearing white uniforms	14-2	32-15
Wearing blue uniforms	1-2	6-18
Wearing gray uniforms	0-1	4-4
Wearing black uniforms	8-7	9-12

QUICK FACTS

General Information

School Name Saint Louis University
City/ZIP St. Louis, MO 63103
Founded 1818
Enrollment 12,853
Nickname Billikens
Colors Blue and White
NCAA Affiliation NCAA Division I
Conference Atlantic 10 Conference
President Dr. Fred Pestello
Director of Athletics Chris May
Faculty Athletics Representative Dr. Michael Ross
Facility Chaifetz Arena (10,600)
Press Row Phone (314) 977-5212
Athletic Dept. Phone (314) 977-3177
Ticket Office Phone (314) 977-4SLU

2018-19 Staff

Head Coach Travis Ford
Alma Mater, Year Kentucky, 1994
Record at School 52-49 (3rd year)
Career Record 388-315 (22nd year)
Associate Head Coach Van Macon
Alma Mater, Year Southampton, 1994
Season at SLU Third
Assistant Coach Will Bailey
Alma Mater, Year UAB, 1998
Season at SLU Third
Assistant Coach Corey Tate
Alma Mater, Year Missouri, 1997
Season at SLU Third
Director of Basketball Operations Chris Tiffitt
Alma Mater, Year Nevada, 1996
Season at SLU Third
Director of Player Development Ford Stuenkel
Alma Mater, Year Oklahoma State, 2016
Season at SLU Third
Support Services Coordinator Michael Wilson
Alma Mater, Year TCU, 2014
Season at SLU Third

2017-18 Season at a Glance

Overall Record Last Year 17-16
Home 12-6
Away 3-8
Neutral 2-2
Conference Record (Finish) 9-9 (t5th)

2018-19 Outlook

Players Returning/Lost 4/5
Starters Returning/Lost 4/1
Newcomers 8

Billiken Media Relations

Assistant AD (MBB Contact) Brian Kunderman
Email brian.kunderman@slu.edu
Office 314-977-3346
Cell (texts preferred) 314-808-4868
Website SLUBillikens.com
Twitter @SLU_Billikens | @SaintLouisMBB

shy of his career record he set last year as a member of the Drexel Dragons. The 39 points are a Chaifetz Arena record for a SLU player, the most points scored by a Billiken in an A-10 game and the fourth most scored by a Billiken in school history. ► Isabell scored 285 points in two years at Missouri (2014-15 and 2015-16). The graduate transfer totaled 587 points last season at Drexel, a 21.0 ppg clip.

MR. DOUBLE-DOUBLE

► Sophomore forward **Hasahn French** averages 9.3 ppg and a team-best 8.4 rpg.
► He has posted 10 double-doubles this year, joining Billiken great **Anthony Bonner** as the only Billikens who have recorded 10 or more double-doubles in a season.
► French is second in the A-10 in rebounding (8.4 rpg) in all games and A-10 games only (8.9 rpg).
► His 64 blocked shots are already fourth in a single season in SLU history. **Willie Reed** holds the single season school record with 73 blocked shots.
► French is third in school history with 123 career blocked shots. He needs four to tie **Melvin Robinson** in second with 127. **Ian Vouyoukas** holds the school record with 135 career blocked shots.
► Last season, French set a SLU freshman record with 59 blocked shots, fourth in a single season in school history. He is third among sophomores in blocked shots in a single season in school history.

FOREMAN IS EFFICIENT

► Senior forward **D.J. Foreman** averages 5.9 ppg.
► Combined with his FG% of 62.6 percent from last year, he is sitting at 55.3 percent shooting (163-295) from the field in his two years as a Billiken to rank sixth in school history. **Melvin Robinson** (.636, 301-473) owns the school record for career field-goal percentage.
► Foreman, a transfer from Rutgers, has never missed a game and leads all active Billikens with 131 games played.

THATCH, WILEY HAVE BREAKOUT GAMES

► Freshman guard **Fred Thatch Jr.** drained four of five chances from the arc en route to a career-high 16 points against Oregon State earlier this year.
► Senior guard **Dion Wiley** led the Billikens with 17 points in their big win at Seton Hall, then missed most of December with an injury. He bounced back in a big way against Saint Joseph's Jan. 18, burying a career-high six 3-pointers en route to 20 points. He drilled two big 3-pointers in the Billikens' A-10 Championship title game against St. Bonaventure.

TRAVIS FORD IN THIRD SEASON

► **Travis Ford** is in his third season with the Billikens. The 2018-19 campaign is his 22nd season on the sideline, all of them as a head coach. He began his career at Campbellsville, an NAIA institution in Campbellsville, Ky. From there, he served five seasons as head coach at Eastern Kentucky before moving on to UMass for three seasons. Ford was head coach at Oklahoma State for eight seasons before joining the Billikens.
► Ford and his staff (which has remained the same ever since he arrived at SLU) have reinvigorated the SLU fan base through recruiting St. Louis-area players, starting with **Jordan Goodwin**. Three of the four recruits signed for next year are local as well.
► The Billikens have improved their win total in all three seasons under Ford.
► This is Ford's 11th postseason appearance in his coaching career, including his seventh NCAA Championship appearance.
► As a player at Kentucky, Ford helped the Wildcats to three NCAA Championship appearances. He was a junior on the 1993 team that advanced to the NCAA Final Four.

HISTORY LESSON

► This is the 104th season of Saint Louis University men's basketball.
► The Billikens won the 1948 National Invitation Tournament. That team was led by Easy **Ed Macauley**, who went on to an NBA Hall of Fame career. Macauley's No. 50 is retired by SLU.
► The AP poll was first released the next season, and Saint Louis was the first-ever No. 1 in the inaugural poll on January 17, 1949. SLU was No. 1 again the next week until Kentucky claimed the top spot for the rest of the season.
► **Anthony Bonner** (1986-90) is the Billikens' school-record holder in points (1,972) and rebounds (1,424).
► SLU owns two regular-season A-10 titles (2013 and 2014) and two A-10 tournament crowns (2013 and 2019).

- ▶ The Billikens have made 10 NCAA Tournament appearances.
- ▶ SLU was tabbed the A-10 preseason favorite this year for the first time since joining the league.

HOME SWEET CHAIFETZ

- ▶ The Billikens are in their 11th season at the state-of-the-art Chaifetz Arena. SLU was 15-2 this year and has an all-time record of 139-55 on its current home floor.
- ▶ Chaifetz Arena is named after SLU alumnus and recent inductee into the Billiken Hall of Fame, **Dr. Richard A. Chaifetz**. Dr. Chaifetz is a world-renowned entrepreneur and business leader, who in 1984 founded ComPsych Corporation, which today is the world's largest provider of employee assistance programs, behavioral health and wellness services.
- ▶ Not only is Dr. Chaifetz one of the University's biggest boosters, he is one of the basketball program's biggest fans. He, wife **Jill Chaifetz** and son **Ross Chaifetz** were at every game last week at Barclays and are expected to be in attendance in San Jose. Additionally, they provided the lead financial gift (\$50,000) for the University to charter a plane to send 25 SLU students to San Jose for the tournament.
- ▶ Chaifetz hosted the Billikens for dinner earlier this season at his residence in Delray Beach, Florida, when SLU was in town to play Florida State.
- ▶ Last year, he hosted the Billikens at his New York City residence when they were in town for the 2K Classic.

BONNER PRACTICES WITH THE BILLIKENS

- ▶ The injury bug hit the Billikens hard in February, and Saint Louis turned to one of its all-time greatest players for help.
- ▶ **Anthony Bonner**, the Billikens' all-time leading scorer and rebounder as well as a six-year NBA veteran, laced them up and practiced with the Billikens. Quite a feat for the 50-year-old.
- ▶ Since SLU was especially lacking depth in the front court, Bonner played on the scout team and did not back down from banging inside with **Hasahn French** and **D.J. Foreman**.
- ▶ Bonner was present in Brooklyn, N.Y., and took his turn cutting down a piece of the net in the postgame celebration.

BILLIKENS SIGN FOUR TO NLIS

- ▶ Saint Louis has signed four players thus far to National Letters of Intent.
- ▶ **Yuri Collins** • PG • 5-10 • St. Louis, Mo. (St. Mary's HS)
Travis Ford on Collins: "Yuri has the ability to change the game when the ball is in his hands. He has an unbelievable understanding and feel for the game, and he is great at making other people around him better. Yuri has explosive speed, is a great ball-handler and has exceptional vision. He reminds me of a smaller version of Russell Westbrook in terms of his explosion and his ability to make things happen for his teammates."
- ▶ **Terrence Hargrove Jr.** • G/F • 6-7 • East St. Louis, Ill. (East St. Louis HS)
Travis Ford on Hargrove: "Terrence is an elite athlete with great size. He has a lot of versatility and can guard multiple positions. Terrence can really put the ball on the floor and use his athleticism, but he can also shoot it with great form. Above everything, his versatility and athleticism are what really separate him from other players."
- ▶ **Gibson Jimerson** • G • 6-6 • Richmond, Va. (Montverde Academy)
Travis Ford on Jimerson: "Gibson is an elite scorer, one of the best in the country. A lot of people talk about how well he shoots it, but he can score in a variety of ways as opposed to just from the 3-point line. He has a really good shot-fake, pull-up jumper, he can score off-balance, and he can come off of screens and score. He has an innate ability to put the ball in the hole."
- ▶ **Javonte Perkins** • G/F • 6-7 • St. Louis, Mo. (Southwestern Illinois College)
Travis Ford on Perkins: "We are really excited about Javonte in that he is a versatile player who can play multiple positions. He is a four-man for his junior college, but he can really shoot it. Javonte is a prolific scorer in many different ways in that he can put it on the floor or can shoot 3s. He is gaining valuable experience at SWIC learning to play different positions, and that will translate well at our level."

TEAM COMPARISONS

SLU	VT
67.1	74.0
63.7	62.1
+3.4	+11.9
.418	.475
.409	.406
.308	.394
.314	.332
5.7	9.6
.598	.758
13.5	12.9
+6.5	+2.7
13.0	15.3
12.7	11.4
1.0	1.3
7.1	6.7
4.1	2.3
<i>Virginia Tech leads the all-time series 7-1</i>	
Last meeting: SLU 77, Va Tech 71 on 11/16/17 in the 2K Classic at Madison Square Garden	

SLU	LIB
67.1	74.0
63.7	60.8
+3.4	+13.2
.418	.490
.409	.415
.308	.367
.314	.320
5.7	8.8
.598	.771
13.5	11.0
+6.5	+2.3
13.0	14.9
12.7	11.0
1.0	1.4
7.1	6.4
4.1	2.7
<i>Saint Louis leads the all-time series 1-0</i>	
Last meeting: SLU 73, Liberty 70 on 12/19/08 in St. Louis	

SLU	MSU
67.1	77.3
63.7	70.1
+3.4	+7.2
.418	.472
.409	.437
.308	.378
.314	.353
5.7	8.6
.598	.715
13.5	13.5
+6.5	+3.8
13.0	14.4
12.7	13.3
1.0	1.1
7.1	8.1
4.1	5.0
<i>The series is tied 1-1</i>	
Last meeting: MSU 75, Saint Louis 50 on 11/28/14 at the Corpus Christi Coastal Classic in Corpus Christi, Texas	

2018-19 INDIVIDUAL GAME HIGHS

Points

SLU: 39, Tramaine Isabell Jr. vs. Duquesne

OPP: 40, Eric Williams Jr., Duquesne

FGs Made

SLU: 12, Tramaine Isabell Jr. vs. Duquesne

OPP: 15, Eric Williams Jr., Duquesne

FGs Attempted

SLU: 26, Javon Bess vs. Richmond

OPP: 20, Eric Williams Jr., Duquesne

3FGs Made

SLU: 6, Dion Wiley vs. Saint Joseph's

OPP: 7, Eric Williams Jr., Duquesne

3FGs Attempted

SLU: 11, twice

OPP: 11, twice

FTs Made

SLU: 12, Javon Bess at George Washington

OPP: 11, Marcus Weathers, Duquesne

FTs Attempted

SLU: 16, Tramaine Isabell Jr. vs. Duquesne

OPP: 13, Marcus Weathers, Duquesne

Rebounds

SLU: 15, Javon Bess at Southern Illinois

OPP: 15, Jordon Varnado, Troy

Assists

SLU: 9, Jordan Goodwin, George Washington

OPP: 8, Jared Bynum, Saint Joseph's

Blocks

SLU: 6, Hasahn French vs. Central Arkansas

OPP: 5, twice

Steals

SLU: 6, Jordan Goodwin vs. NC Central

OPP: 4, three times

SLU TEAM HIGHS/LOWS

Points

High: 85 vs. Duquesne

Low: 53 vs. Davidson

FGs Made

High: 32 vs. Appalachian State

Low: 17 vs. Davidson

3FGs Made

High: 11 vs. Saint Joseph's

Low: 2, twice

FTs Made

High: 22, twice

Low: 4 at Southern Illinois

Rebounds

High: 54 at Duquesne

Low: 32 vs. NC Central

Assists

High: 20, twice

Low: 5 vs. Florida State

Blocks

High: 9 vs. George Mason

Low: 2, three times

Steals

High: 12, three times

Low: 5, twice

GAME-BY-GAME STARTING LINEUP

GAME

Southeast Missouri	Isabell Jr.	Goodwin	Bess	Gordon	French
Troy	Isabell Jr.	Goodwin	Bess	Gordon	French
North Alabama	Isabell Jr.	Goodwin	Bess	Foreman	French
at Seton Hall	Isabell Jr.	Goodwin	Bess	Gordon	French
vs. Pitt	Goodwin	Wiley	Bess	Gordon	French
Central Arkansas	Isabell Jr.	Goodwin	Bess	Gordon	French
Butler	Isabell Jr.	Goodwin	Bess	Gordon	French
at Southern Illinois	Isabell Jr.	Goodwin	Bess	Gordon	French
Oregon State	Goodwin	Thatch Jr.	Bess	Foreman	French
at Houston	Goodwin	Thatch Jr.	Bess	Foreman	French
NC Central	Isabell Jr.	Goodwin	Bess	Gordon	French
vs. Florida State	Isabell Jr.	Goodwin	Bess	Gordon	French
Appalachian State	Isabell Jr.	Goodwin	Bess	Foreman	French
Rhode Island	Isabell Jr.	Goodwin	Bess	Foreman	French
UMass	Isabell Jr.	Goodwin	Bess	Foreman	French
at La Salle	Isabell Jr.	Goodwin	Bess	Foreman	French
at Fordham	Isabell Jr.	Goodwin	Bess	Foreman	French
Saint Joseph's	Isabell Jr.	Goodwin	Bess	Foreman	French
at Duquesne	Isabell Jr.	Goodwin	Bess	Foreman	French
Davidson	Isabell Jr.	Goodwin	Bess	Foreman	French
Richmond	Isabell Jr.	Goodwin	Bess	Foreman	French
at Rhode Island	Isabell Jr.	Goodwin	Bess	Foreman	French
Dayton	Isabell Jr.	Goodwin	Bess	Foreman	French
at Saint Joseph's	Isabell Jr.	Goodwin	Bess	Foreman	French
at George Washington	Isabell Jr.	Goodwin	Bess	Foreman	French
La Salle	Isabell Jr.	Goodwin	Bess	Foreman	French
at Dayton	Isabell Jr.	Goodwin	Bess	Foreman	French
at VCU	Isabell Jr.	Goodwin	Bess	Foreman	French
George Mason	Isabell Jr.	Goodwin	Bess	Foreman	French
Duquesne	Isabell Jr.	Wiley	Bess	Foreman	Welmer
at St. Bonaventure	Isabell Jr.	Goodwin	Bess	Foreman	French
Richmond	Isabell Jr.	Goodwin	Bess	Foreman	French
Dayton	Isabell Jr.	Goodwin	Bess	Foreman	French
Davidson	Isabell Jr.	Goodwin	Bess	Foreman	French
St. Bonaventure	Isabell Jr.	Goodwin	Bess	Foreman	French

MISCELLANEOUS PLAYER STATS (includes games in SLU uniform)

STAT	15-16	16-17	17-18	18-19	CAREER
Triple-Doubles					
Jordan Goodwin	-	-	1	-	1
Double-Doubles					
Hasahn French	-	-	5	10	15
Javon Bess	-	-	7	2	9
Jordan Goodwin	-	-	5	3	8
Tramaine Isabell Jr.	-	-	-	2	2
Double-Digit Points					
Javon Bess	-	-	23	28	51
Hasahn French	-	-	14	17	31
Jordan Goodwin	-	-	12	18	30
Tramaine Isabell Jr.	-	-	-	24	24
D.J. Foreman	-	-	8	6	14
Elliott Welmer	-	9	-	-	9
Fred Thatch Jr.	-	-	-	3	3
Dion Wiley	-	-	-	2	2
KC Hankton	-	-	-	1	1
Double-Digit Rebounds					
Hasahn French	-	-	8	11	19
Javon Bess	-	-	6	6	12
Jordan Goodwin	-	-	7	4	11
Tramaine Isabell Jr.	-	-	-	2	2
D.J. Foreman	--	--	--	1	1
Elliott Welmer	-	1	-	-	1
Led team in Scoring (includes ties)					
Javon Bess	-	-	9	14	23
Jordan Goodwin	-	-	4	7	11
Hasahn French	-	-	2	7	9
Tramaine Isabell Jr.	-	-	-	8	8
Elliott Welmer	-	4	-	-	4
D.J. Foreman	-	-	3	1	4
Dion Wiley	-	-	-	1	1

SPECIALTY STATS

	Points in Paint	Points Off TO	2nd Chance	Fast Break	Bench	SLU's Largest Lead	SLU's Largest Deficit	Times Tied	Lead Changes	Margins Half	Margins Final
Southeast Missouri	34/26	23/12	22/6	17/18	24/23	22 (2nd, 15:07)	3 (1st, 18:49)	2	1	+16	+10
Troy	24/28	8/16	7/6	8/10	6/15	7 (2nd, 00:21)	10 (1st, 3:31)	8	4	-6	+4
North Alabama	28/28	14/8	2/6	12/6	12/11	12 (2nd, 2:19)	8 (1st, 16:27)	2	1	+4	+11
at Seton Hall	24/24	8/16	10/10	5/9	27/13	12 (2nd, 14:20)	4 (1st, 17:24)	2	11	+5	+2
vs. Pitt	40/28	13/16	22/5	4/6	26/26	4 (1st, 12:28)	7 (1st, 1:12)	15	12	-5	-2
Central Arkansas	30/12	12/8	8/4	12/9	4/19	14 (2nd, 00:11)	2 (1st, 19:17)	0	1	+4	+12
Butler	24/22	9/12	7/4	2/4	11/11	15 (2nd, 6:00)	8 (1st, 9:18)	1	2	+6	+12
at Southern Illinois	30/28	17/14	10/8	6/4	9/13	1 (1st, 5:41)	12 (2nd, 6:48)	3	5	-4	-5
Oregon State	20/28	19/19	12/10	7/12	13/8	12 (2nd, 13:55)	6 (1st, 17:25)	1	9	+4	+4
at Houston	28/26	18/12	13/13	3/12	24/20	6 (2nd, 18:18)	9 (1st, 12:41)	9	14	-2	-4
NC Central	48/40	31/17	17/2	21/12	13/21	15 (2nd, 9:24)	11 (2nd, 18:35)	5	6	-5	+9
vs. Florida State	26/40	16/18	14/8	6/19	13/43	None	28 (2nd, 6:46)	0	0	-15	-22
Appalachian State	40/20	20/2	18/11	8/6	26/12	28 (2nd, 1:35)	None	1	0	+6	+28
Rhode Island	18/8	22/16	4/11	8/9	6/11	7 (1st, 15:36)	6 (2nd, 12:10)	3	8	Tied	+8
UMass	36/34	21/8	17/9	4/4	4/7	11 (2nd, 16:37)	6 (1st, 17:14)	1	3	+7	+3
at La Salle	38/24	15/12	16/7	10/7	19/23	13 (1st, 3:39)	1 (1st, 17:39)	3	6	+10	+7
at Fordham	16/26	7/16	13/4	6/14	10/17	11 (1st, 10:08)	5 (2nd, 4:19)	3	2	+2	+3
Saint Joseph's	20/24	9/8	13/9	7/8	21/14	24 (2nd, 7:00)	2 (1st, 16:24)	2	6	+9	+11
at Duquesne	42/34	11/25	29/15	13/19	14/15	8 (1st, 3:03)	8 (2nd, 5:11)	2	1	+1	-4
Davidson	20/14	9/13	12/10	2/5	8/8	3 (1st, 10:49)	6 (1st, 3:59)	9	18	-3	-1
Richmond	46/40	16/13	14/7	13/4	18/4	4 (1st, 17:35)	11 (2nd, 2:32)	7	5	-7	-3
at Rhode Island	36/26	3/15	14/7	2/14	11/7	4 (1st, 18:50)	12 (2nd, 00:42)	4	1	-4	-11
Dayton	34/40	14/7	26/13	6/3	15/17	20 (1st, 1:41)	None	0	0	+12	+13
at Saint Joseph's	26/24	6/16	11/13	7/7	13/17	2 (1st, 19:05)	30 (2nd, 00:43)	0	1	-11	-30
at George Washington	24/22	19/9	8/6	13/2	18/12	15 (2nd, 00:34)	3 (1st, 16:55)	6	11	Tied	+15
La Salle	32/24	13/5	11/13	10/9	3/15	13 (2nd, 00:24)	1 (1st, 16:22)	2	4	+6	+13
at Dayton	38/24	13/4	4/12	8/11	3/8	10 (1st, 6:11)	10 (2nd, 9:03)	0	10	-1	-8
at VCU	38/28	14/22	12/10	12/10	1/15	None	15 (2nd, 14:50)	2	0	-14	-6
George Mason	40/30	25/16	13/17	14/7	16/25	18 (1st, 6:49)	None	0	0	+16	+10
Duquesne	42/32	22/7	22/11	6/7	21/8	12 (2nd, 5:11)	9 (1st, 14:45)	2	5	-3	+10
at St. Bonaventure	32/22	6/15	10/5	6/10	2/13	8 (1st, 1:48)	11 (2nd, 1:33)	3	6	+5	-9
vs. Richmond	40/36	9/5	15/4	6/2	7/7	5 (2nd, 1:38)	11 (2nd, 17:54)	8	5	-6	+3
vs. Dayton	28/28	22/14	13/7	7/4	0/11	11 (2nd, 2:11)	6 (1st, 7:53)	8	5	-1	+9
vs. Davidson	22/16	10/5	11/4	2/0	0/1	24 (2nd, 0:57)	7 (1st, 3:38)	3	3	Tied	+23
vs. St. Bonaventure	32/18	13/3	10/11	6/8	7/8	8 (2nd, 3:45)	15 (1st, 3:34)	0	2	-9	+2

Stats listed as SLU/Opponent

2018-19 ROSTER

NUMERICAL ROSTER

NO.	NAME	POS.	HT.	WT.	YR.	HOMETOWN (PREVIOUS SCHOOLS)
0	Jordan Goodwin	G	6-3	210	So.	Centreville, Ill. (Althoff Catholic)
1	D.J. Foreman	F	6-8	240	Sr.	Spring Valley, N.Y. (Rutgers) (Massanutten Military Academy)
2	Tramaine Isabell Jr.	G	6-1	180	Sr.	Seattle, Wash. (Drexel/Missouri) (Garfield)
3	Javon Bess	G	6-6	220	Sr.	Columbus, Ohio (Michigan State) (Gahanna Lincoln)
4	Dion Wiley	G	6-4	210	Sr.	Oxon Hill, Md. (Maryland) (Potomac)
11	Hasahn French	F	6-7	235	So.	Middletown, N.Y. (Commonwealth Academy)
12	Brandon Courtney	G	6-3	175	Fr.	Trenton, Ill. (Wesclin)
15	Demarius Jacobs	G	6-2	175	Fr.	Chicago, Ill. (Uplift)
20	Fred Thatch Jr.	G	6-3	210	Fr.	Sikeston, Mo. (Sikeston)
23	KC Hankton	F	6-7	205	Fr.	Charlotte, N.C. (United Faith Christian Academy)
30	Joshua Hightower	G	6-3	165	So.	Cooksville, Md. (ASA College) (Glenelg Country School)
31	Jack Raboin	G	6-6	205	Jr.	Mattoon, Ill. (Lake Land College) (Mattoon)
33	Elliott Welmer	F	6-9	220	So.	Columbus, Ind. (Bridgton Academy/Columbus North)

ALPHABETICAL ROSTER

NO.	NAME	POS.	HT.	WT.	YR.	HOMETOWN (PREVIOUS SCHOOLS)
3	Javon Bess	G	6-6	220	Sr.	Columbus, Ohio (Michigan State) (Gahanna Lincoln)
12	Brandon Courtney	G	6-3	175	Fr.	Trenton, Ill. (Wesclin)
1	D.J. Foreman	F	6-8	240	Sr.	Spring Valley, N.Y. (Rutgers) (Massanutten Military Academy)
11	Hasahn French	F	6-7	235	So.	Middletown, N.Y. (Commonwealth Academy)
0	Jordan Goodwin	G	6-3	210	So.	Centreville, Ill. (Althoff Catholic)
23	KC Hankton	F	6-7	205	Fr.	Charlotte, N.C. (United Faith Christian Academy)
30	Joshua Hightower	G	6-3	165	So.	Cooksville, Md. (ASA College) (Glenelg Country School)
2	Tramaine Isabell Jr.	G	6-1	180	Sr.	Seattle, Wash. (Drexel/Missouri) (Garfield)
15	Demarius Jacobs	G	6-2	175	Fr.	Chicago, Ill. (Uplift)
31	Jack Raboin	G	6-6	205	Jr.	Mattoon, Ill. (Lake Land College) (Mattoon)
20	Fred Thatch Jr.	G	6-3	210	Fr.	Sikeston, Mo. (Sikeston)
33	Elliott Welmer	F	6-9	220	So.	Columbus, Ind. (Bridgton Academy/Columbus North)
4	Dion Wiley	G	6-4	210	Sr.	Oxon Hill, Md. (Maryland) (Potomac)

PRONUNCIATIONS

Javon Bess: Juh-von

Demarius Jacobs: duh-mar-ius

Jack Raboin: Ruh-boyne

SAINT LOUIS STAFF

Head Coach: Travis Ford

Associate Head Coach: Van Macon

Assistant Coach: Will Bailey

Assistant Coach: Corey Tate

Director of Basketball Operations: Chris Tiff


Director of Player Development: Ford Stuen

Support Services Coordinator: Michael Wilson


Graduate Student Managers: Phil Forte, Chris Lowe




Jordan Goodwin
So. • G • 6-3 • 210




D.J. Foreman
Sr. • F • 6-8 • 240




Tramaine Isabell Jr.
Sr. • G • 6-1 • 180



Javon Bess
Sr. • G • 6-6 • 220



Dion Wiley
Sr. • G • 6-4 • 210



Hasahn French
So. • F • 6-7 • 235



Brandon Courtney
Fr. • G • 6-3 • 175



Demarius Jacobs
Fr. • G • 6-2 • 175




Fred Thatch Jr.
Fr. • G • 6-3 • 210



KC Hankton
Fr. • F • 6-7 • 205



Joshua Hightower
So. • G • 6-3 • 165



Jack Raboin
Jr. • G • 6-6 • 205



Elliott Welmer
So. • F • 6-9 • 220



Travis Ford
Head Coach



Van Macon
Associate Head Coach



Will Bailey
Assistant Coach



Corey Tate
Assistant Coach



Chris Tift
Director of Operations



Ford Stuen
Dir. of Player Development



Michael Wilson
Support Services Coord.

HeadCoach **TRAVIS FORD**



Saint Louis University head coach Travis Ford is in his third season on the Billikens' sideline, and his 22nd overall.

In 22 seasons as a collegiate head coach, Ford has a 388-315 record. He has had head-coaching stints at Oklahoma State (eight years, 2008-16), Massachusetts (three years, 2005-08), Eastern Kentucky (five years, 2000-05) and Campbellsville (three years, 1997-2000). Ford has led his team to the NCAA Tournament seven times. He has coached seven players who have gone on to play in the NBA and five who have been named conference player of the year.

Prior to SLU, Ford spent eight seasons as head coach at Oklahoma State University and led the Cowboys to a 155-111 record and five NCAA Tournament appearances, including three in his the last four years. He recruited three McDonald's All-Americans to Stillwater during his tenure.

Ford is familiar with the Atlantic 10 Conference, having spent three years as head coach at the University of Massachusetts. He led the Minutemen to 20-win seasons in 2006-07 (A-10 regular-season co-champions, NIT second round) and 2007-08 (NIT finalist). UMass defeated Syracuse and Florida in the 2008 NIT quarterfinals and semifinals, respectively.

Over the span of five seasons at Eastern Kentucky, Ford engineered a turnaround that saw the Colonels post 22 victories his final year after they registered seven in each of his first two seasons. In 2004-05, EKU won the Ohio Valley Conference title to give the program its first NCAA Tournament appearance in 26 years.

Ford began his first foray into coaching in 1997 with a three-year stint at Campbellsville University, an NAIA school in Kentucky.

Ford played the majority of his collegiate career at the University of Kentucky, helping the Wildcats to NCAA Tournament appearances in each of his three seasons (1992, 1993, 1994). He was a junior on the 1993 Wildcat team that advanced to the NCAA Final Four. Ford transferred to Kentucky after one season (1989-90) at the University of Missouri.

Ford is a native of Madisonville, Ky. He and his wife, Heather, have three children: Brooks, Kyleigh and Shane. Ford earned a bachelor's degree in communications at the University of Kentucky in 1994.

FORD'S YEAR-BY-YEAR

Year	School	Overall	Postseason
Head Coach			
1997-98	Campbellsville	7-26	
1998-99	Campbellsville	28-3	
1999-00	Campbellsville	23-11	
2000-01	Eastern Kentucky	7-19	
2001-02	Eastern Kentucky	7-20	
2002-03	Eastern Kentucky	11-17	
2003-04	Eastern Kentucky	14-15	
2004-05	Eastern Kentucky	22-9	NCAA (0-1)
2005-06	Massachusetts	13-15	
2006-07	Massachusetts	24-9	NIT 2nd Round
2007-08	Massachusetts	25-11	NIT Runner-Up
2008-09	Oklahoma State	23-12	NCAA (1-1)
2009-10	Oklahoma State	22-11	NCAA (0-1)
2010-11	Oklahoma State	20-14	NIT 2nd Round
2011-12	Oklahoma State	15-18	
2012-13	Oklahoma State	24-9	NCAA (0-1)
2013-14	Oklahoma State	21-13	NCAA (0-1)
2014-15	Oklahoma State	18-14	NCAA (0-1)
2015-16	Oklahoma State	12-20	
2016-17	Saint Louis	12-21	
2017-18	Saint Louis	17-16	
2018-19	Saint Louis	23-12	NCAA
TOTAL	22 yrs.	388-315	
AT SLU	3 yrs.	52-49	
Player			
1989-90	Missouri	29-8	NCAA Sweet Sixteen
1991-92	Kentucky	29-7	NCAA Elite Eight
1992-93	Kentucky	30-4	NCAA Final Four
1993-94	Kentucky	27-7	NCAA Round of 32





3 • JAVON BESS



Senior • G • 6-6 • 220 • Columbus, Ohio • Michigan State | Major: Organizational Leadership

2018-19 • Senior | A-10 Defensive Player of the Year and second-team All-Conference ... 2x A-10 co-Player of the Week (Jan. 7 and Feb. 18) ... leads the Billikens in scoring with 15.3 ppg ... Billikens' leading scorer in 15 games ... scored in double figures in all but six games ... is a 1,000-point scorer for his career ... needs just 25 more points to reach 1,000 points in his two-year SLU career ... leads the Billikens with 65 3-pointers and needs just two more to crack the top 10 on SLU's single-season chart ... one of the country's top perimeter defenders.

2017-18 • Junior | Started all 33 games ... A-10 All-Defensive team honoree ... led the Billikens in scoring (13.3 ppg) and total rebounds (244) ... finished seventh in the A-10 in rebounding and 22nd in scoring ... led the A-10 in free throws made (160) and free throws attempted (211) ... recorded seven double-doubles (four straight during the A-10 season) on the year ... named to the 2K Classic All-Tournament team after scoring 22 points against Virginia Tech and 16 points against Providence at Madison Square Garden.

2015-16 • Sophomore (Michigan State University) | Appeared in 32 games (13 starts) ... scored a season-high 16 points against Arkansas-Pine Bluff ... pulled down a season-best nine rebounds against Boise State.

2014-15 • Freshman (Michigan State University) | Appeared in 12 games (three starts) ... missed 27 games due to an injured foot, including the first 10 games and the final 17 games of the season.

Prep | Named Ohio's Division I co-Player of the Year at Gahanna Lincoln High School ... Associated Press Division I first-team selection and was the 2014 Central District Player of the Year ... averaged 22 points, 7.5 rebounds and 3.5 assists as a senior while shooting 65 percent from the field ... as a junior, turned in 18.5 ppg, 7.5 rpg and 2.5 apg ... picked up honorable-mention All-State honors his junior season after helping team to the regional finals ... played at Pinkerington Central as a sophomore and helped team to the state championship ... played AAU for All-Ohio Red.

SEASON/CAREER HIGHS

POINTS

SEASON: 31 vs. Richmond, 1/30/19

CAREER: 31 vs. Richmond, 1/30/19

REBOUNDS

SEASON: 15 at S. Illinois, 12/5/18

CAREER: 16 at St. Bona, 2/7/18

ASSISTS

SEASON: 6, twice

CAREER: 7 vs. Richmond, 1/6/18

STEALS

SEASON: 5 vs. Oregon St., 12/9/18

CAREER: 5, twice

BLOCKS

SEASON: 1, seven times

CAREER: 2, twice

FIELD GOALS MADE

SEASON: 10, twice

CAREER: 10, twice

FIELD GOALS ATTEMPTED

SEASON: 26 vs. Richmond, 1/30/19

CAREER: 26 vs. Richmond, 1/30/19

3-PT. FIELD GOALS MADE

SEASON: 5, twice

CAREER: 5, twice

3-PT. FIELD GOALS ATTEMPTED

SEASON: 11 vs. Richmond, 1/30/19

CAREER: 11 vs. Richmond, 1/30/19

FREE THROWS MADE

SEASON: 12 at GW, 2/13/19

CAREER: 12, twice

FREE THROWS ATTEMPTED

SEASON: 12 at GW, 2/13/19

CAREER: 15 vs. Va. Tech, 11/17/17

MINUTES PLAYED

SEASON: 40, three times

CAREER: 44 vs. VCU, 1/23/18


BESS' 2018-19 GAME-BY-GAME STATS

Opponent	Date	gs	min	fg-fga	pct	3fg-fga	pct	ft-fa	pct	off	def	tot	avg	pf	a	t/o	blk	stl	pts	avg		
SOUTHEAST MISSOURI	11/06/18	*	36	6-11	.545	2-6	.333	4-6	.667	0	5	5	5.0	2	3	1	0	3	18	18.0		
TROY	11/10/18	*	36	3-9	.333	2-4	.500	3-4	.750	1	4	5	5.0	3	2	0	1	1	11	14.5		
NORTH ALABAMA	11/13/18	*	35	5-10	.500	2-6	.333	4-4	1.000	0	10	10	6.7	2	4	1	0	1	16	15.0		
at Seton Hall	11/17/18	*	36	1-6	.167	0-2	.000	6-6	1.000	2	11	13	8.3	6	1	2	0	2	8	13.3		
vs Pitt	11/21/18	*	25	3-7	.429	2-3	.667	4-4	1.000	2	2	4	7.4	4	0	1	0	2	12	13.0		
CENTRAL ARKANSAS	11/24/18	*	37	4-11	.364	3-7	.429	8-10	.800	1	5	6	7.2	2	0	1	1	0	19	14.0		
BUTLER	12/01/18	*	35	5-10	.500	2-6	.333	6-6	1.000	1	6	7	7.1	1	3	0	0	1	18	14.6		
at Southern Illinois	12/05/18	*	37	1-10	.100	1-7	.143	0-0	.000	2	13	15	8.1	2	6	0	1	1	3	13.1		
OREGON STATE	12/09/18	*	38	9-16	.563	3-5	.600	3-7	.429	0	4	4	7.7	2	2	0	1	5	24	14.3		
at Houston	12/16/18	*	38	6-15	.400	3-8	.375	2-2	1.000	3	2	5	7.4	3	0	1	0	1	17	14.6		
N.C. CENTRAL	12/19/18	*	39	6-13	.462	4-7	.571	3-4	.750	2	4	6	7.3	4	6	3	0	1	19	15.0		
vs Florida State	12/22/18	*	38	6-18	.333	1-7	.143	3-4	.750	1	6	7	7.3	1	0	4	0	3	16	15.1		
APPALACHIAN STATE	12/30/18	*	35	8-13	.615	1-3	.333	3-3	1.000	3	6	9	7.4	2	0	0	1	0	20	15.5		
RHODE ISLAND	01/06/19	*	39	8-13	.615	4-7	.571	4-6	.667	1	3	4	7.1	1	1	1	0	3	24	16.1		
MASSACHUSETTS	01/09/19	*	37	3-9	.333	1-4	.250	1-2	.500	1	3	4	6.9	4	1	0	1	2	8	15.5		
at La Salle	01/12/19	*	32	2-10	.200	1-3	.333	6-8	.750	0	5	5	6.8	0	0	1	0	1	11	15.3		
at Fordham	01/15/19	*	38	7-15	.467	3-8	.375	0-2	.000	1	10	11	7.1	0	2	2	0	1	17	15.4		
SAINT JOSEPH'S	01/18/19	*	39	6-12	.500	5-10	.500	3-4	.750	0	7	7	7.1	0	0	1	0	2	20	15.6		
at Duquesne	01/23/19	*	37	7-18	.389	1-7	.143	9-9	1.000	4	5	9	7.2	5	2	6	0	1	24	16.1		
DAVIDSON	01/26/19	*	39	3-7	.429	2-5	.400	2-2	1.000	1	5	6	7.1	2	1	1	0	0	10	15.8		
RICHMOND	01/30/19	*	40	10-26	.385	5-11	.455	6-7	.857	2	2	4	7.0	3	1	0	0	3	31	16.5		
at Rhode Island	02/02/19	*	33	0-6	.000	0-3	.000	2-3	.667	0	4	4	6.8	5	3	2	0	2	2	15.8		
DAYTON	02/05/19	*	31	5-15	.333	1-8	.125	3-3	1.000	1	2	3	6.7	3	2	1	0	0	14	15.7		
at Saint Joseph's	02/08/19	*	34	4-10	.400	2-5	.400	2-2	1.000	0	5	5	6.6	2	1	0	0	0	12	15.6		
at George Washington	02/13/19	*	40	5-10	.500	4-6	.667	12-12	1.000	0	6	6	6.6	1	1	0	0	1	26	16.0		
LA SALLE	02/16/19	*	39	4-13	.308	2-6	.333	4-6	.667	0	5	5	6.5	1	2	1	1	1	14	15.9		
at Dayton	02/23/19	*	40	2-13	.154	0-5	.000	2-2	1.000	2	10	12	6.7	3	1	0	0	2	6	15.6		
at VCU	02/26/19	*	37	4-9	.444	1-4	.250	5-9	.556	2	6	8	6.8	3	3	3	0	2	14	15.5		
GEORGE MASON	03/02/19	*	38	6-17	.353	1-6	.167	4-6	.667	2	3	5	6.7	4	4	2	0	0	17	15.6		
DUQUESNE	03/06/19	*	37	3-12	.250	0-6	.000	7-8	.875	1	7	8	6.7	2	2	2	0	2	13	15.5		
at St. Bonaventure	03/09/19	*	38	3-10	.300	1-4	.250	0-0	.000	0	6	6	6.7	4	0	0	0	1	7	15.2		
vs Richmond	03/14/19	*	39	4-9	.444	1-5	.200	5-6	.833	0	6	6	6.7	1	2	1	0	0	14	15.2		
vs Dayton	03/15/19	*	37	5-13	.385	1-2	.500	4-5	.800	1	3	4	6.6	2	3	3	0	2	15	15.2		
vs Davidson	03/16/19	*	39	10-14	.714	3-6	.500	1-2	.500	0	7	7	6.6	1	1	1	0	1	24	15.4		
vs St. Bonaventure	03/17/19	*	37	4-14	.286	0-4	.000	3-6	.500	0	8	8	6.7	3	3	0	0	0	11	15.3		
Totals			35	1285	.396	168-424	.396	65-196	.332	134-170	.788	37	196	233	6.7	84	63	42	7	48	535	15.3

BESS' CAREER STATISTICS

* at Michigan State

Season	Total		3-Point		F-Throws		Rebounds				Scoring									
	gp-gs	min/avg	fg-fga	pct	fg-fga	pct	ft-fa	pct	off	def	tot	avg	pf	fo	ast	to	blk	stl	pts	avg
2014-15*	12-3	148/12.3	11-23	.478	1-2	.500	9-21	.429	15	20	35	2.9	16	0	12	9	3	4	32	2.7
2015-16*	32-13	352/11.0	31-72	.431	1-9	.111	31-54	.574	23	51	74	2.3	30	1	22	13	7	9	94	2.9
2017-18	33-33	1195/36.2	128-324	.395	24-89	.270	160-211	.758	79	165	244	7.4	78	0	72	67	13	41	440	13.3
2018-19	35-35	1285/36.7	168-424	.396	65-196	.332	134-170	.788	37	196	233	6.7	84	3	63	42	7	48	535	15.3
TOTAL	68-68	2480/36.5	296-748	.396	89-285	.312	294-381	.772	116	361	477	7.0	162	3	135	109	20	89	975	14.3
All*	112-84	2980/26.6	338-843	.401	91-296	.307	334-456	.732	154	432	586	5.2	208	4	169	131	30	102	1101	9.8



1 • D.J. FOREMAN



Senior • F • 6-8 • 240 • Spring Valley, N.Y. • Rutgers | Major: Communication

2018-19 • Senior | Has appeared in all 35 games and has started 23 consecutive tilts ... averaging 5.9 ppg and 4.3 rpg ... Billikens' active career leader with 131 games played ... shooting 55.3 percent from the field in his two years as a Billiken, which is sixth in school history ... came up big in the Billikens' win over Davidson in the A-10 semifinals when he went for a game-high 11 rebounds and nine points ... best game came on Feb. 5 in a win over Dayton when he scored 18 points and pulled down nine rebounds.

2017-18 • Junior | Appeared in 32 games and made 15 starts ... in A-10 games only, increased averages to 9.4 ppg and 4.1 rpg ... his .626 (87-of-139) field-goal percentage is third in school history for a single season ... third in the Atlantic 10 in field-goal percentage in conference games only (64-of-98, .653) ... turned in eight points and six rebounds in the win against Virginia Tech at Madison Square Garden ... scored 16 points on 7-of-9 shooting in the home win over Richmond ... posted a career-high 21 points and added eight rebounds in the home win against Duquesne ... pumped in 20 points in the overtime loss to VCU.

2015-16 • Sophomore (Rutgers University) | Appeared in 32 games (23 starts) ... led the team with 6.0 rpg and averaged 7.9 ppg ... posted 19 blocked shots ... registered a season-high 12 rebounds against Michigan State ... neared a double-double with eight points and nine rebounds against Iowa ... had a season-high 13 points and pulled down eight rebounds at Ohio State.

2014-15 • Freshman (Rutgers University) | Appeared in all 32 games ... turned in 3.8 ppg and 2.7 rpg ... scored a career-high 15 points (5-of-7 shooting) at Purdue ... had a 10-point, eight-rebound outing at Iowa.

Prep | Attended Massanutten Military Academy in Virginia from 2011-12 through 2013-14 ... member of the 2014 Rivals 150, ranked as the No. 133 overall player nationally ... rated the 37th-best forward in the class of 2014 and No. 7 player from the state of New York according to ESPN Recruiting ... ranked as the No. 8 overall player in Virginia in 2014 by the Phenom Hoops Report ... averaged 16 ppg and 7 rpg his final season at Massanutten ... ran with the Boo Williams AAU squad on the Nike Elite Youth Basketball League circuit.

SEASON/CAREER HIGHS

POINTS

SEASON: 18 vs. Dayton, 2/5/19
CAREER: 21 vs. Duquesne, 1/17/18

REBOUNDS

SEASON: 11 vs. Davidson, 3/16/19
CAREER: 12 vs. Mich. St., 1/31/16 [^]

ASSISTS

SEASON: 5 vs. N. Ala., 11/13/18
CAREER: 5 vs. N. Ala., 11/13/18

STEALS

SEASON: 3 vs. Dayton, 2/5/19
CAREER: 3, twice

BLOCKS

SEASON: 3 vs. G. Mason, 3/2/19
CAREER: 3 vs. G. Mason, 3/2/19

FIELD GOALS MADE

SEASON: 7 vs. Dayton, 2/5/19
CAREER: 9 vs. VCU, 1/23/18

FIELD GOALS ATTEMPTED

SEASON: 10 vs. Dayton, 2/5/19
CAREER: 14 vs. VCU, 1/23/18

3-PT. FIELD GOALS MADE

SEASON:
CAREER: 1, six times [^]

3-PT. FIELD GOALS ATTEMPTED

SEASON: 1 vs. Richmond, 3/14/19
CAREER: 2 vs. St. Fran., 11/23/14 [^]

FREE THROWS MADE

SEASON: 5 vs. N. Ala., 11/13/18
CAREER: 7, twice

FREE THROWS ATTEMPTED

SEASON: 11 vs. Dayton, 2/5/19
CAREER: 13 vs. Howard, 11/15/15 [^]

MINUTES PLAYED

SEASON: 36 vs. Dayton, 2/5/19
CAREER: 36, twice

[^] career-high reached at Rutgers

FOREMAN'S 2018-19 GAME-BY-GAME STATS

Opponent	Date	gs	min	fg-fga	pct	3fg-fga	pct	ft-fa	pct	off	def	tot	avg	pf	a	t/o	blk	stl	pts	avg
SOUTHEAST MISSOURI	11/06/18	22	5-6	.833	0-0	.000	2-3	.667	3	0	3	3.0	2	1	0	0	1	12	12.0	
TROY	11/10/18	19	0-3	.000	0-0	.000	0-0	.000	3	3	6	4.5	1	0	2	0	0	0	6	6.0
NORTH ALABAMA	11/13/18	*	32	5-6	.833	0-0	.000	5-8	.625	1	1	2	3.7	2	5	2	1	1	15	9.0
at Seton Hall	11/17/18	15	2-6	.333	0-0	.000	3-4	.750	0	4	4	3.8	8	0	2	0	0	0	7	8.5
vs Pitt	11/21/18	29	4-9	.444	0-0	.000	2-4	.500	1	6	7	4.4	1	1	1	0	0	10	8.8	
CENTRAL ARKANSAS	11/24/18	22	1-3	.333	0-0	.000	2-2	1.000	2	3	5	4.5	2	1	2	0	0	0	4	8.0
BUTLER	12/01/18	22	1-2	.500	0-0	.000	2-4	.500	1	4	5	4.6	3	0	1	0	0	4	7.4	
at Southern Illinois	12/05/18	16	1-4	.250	0-0	.000	0-0	.000	1	0	1	4.1	2	0	4	0	0	2	6.8	
OREGON STATE	12/09/18	*	20	1-6	.167	0-0	.000	3-5	.600	4	2	6	4.3	2	2	2	0	1	5	6.6
at Houston	12/16/18	*	23	1-5	.200	0-0	.000	2-5	.400	0	2	2	4.1	2	1	0	1	0	4	6.3
N.C. CENTRAL	12/19/18	12	4-5	.800	0-0	.000	1-5	.200	0	1	1	3.8	1	0	3	0	0	9	6.5	
vs Florida State	12/22/18	13	1-4	.250	0-0	.000	4-4	1.000	1	1	2	3.7	0	0	1	1	0	6	6.5	
APPALACHIAN STATE	12/30/18	*	14	1-2	.500	0-0	.000	0-1	.000	3	1	4	3.7	1	0	1	1	0	2	6.2
RHODE ISLAND	01/06/19	*	21	1-1	1.000	0-0	.000	2-4	.500	0	4	4	3.7	2	1	3	1	1	4	6.0
MASSACHUSETTS	01/09/19	*	20	1-2	.500	0-0	.000	2-2	1.000	1	4	5	3.8	5	2	3	0	0	4	5.9
at La Salle	01/12/19	*	25	4-5	.800	0-0	.000	1-2	.500	2	4	6	3.9	4	0	2	0	1	9	6.1
at Fordham	01/15/19	*	16	1-2	.500	0-0	.000	0-4	.000	1	0	1	3.8	2	1	2	0	0	2	5.8
SAINT JOSEPH'S	01/18/19	*	11	1-3	.333	0-0	.000	0-0	.000	0	2	2	3.7	3	0	0	0	0	2	5.6
at Duquesne	01/23/19	*	27	5-8	.625	0-0	.000	0-0	.000	1	6	7	3.8	3	2	5	0	0	10	5.8
DAVIDSON	01/26/19	*	17	1-4	.250	0-0	.000	0-0	.000	0	2	2	3.8	3	0	1	0	0	2	5.7
RICHMOND	01/30/19	*	21	3-5	.600	0-0	.000	2-2	1.000	3	4	7	3.9	3	0	1	0	0	8	5.8
at Rhode Island	02/02/19	*	19	2-7	.286	0-0	.000	0-0	.000	2	1	3	3.9	1	0	3	0	0	4	5.7
DAYTON	02/05/19	*	36	7-10	.700	0-0	.000	4-11	.364	5	4	9	4.1	3	0	1	2	3	18	6.2
at Saint Joseph's	02/08/19	*	23	2-4	.500	0-0	.000	1-3	.333	2	2	4	4.1	2	0	1	0	0	5	6.2
at George Washington	02/13/19	*	11	0-0	.000	0-0	.000	2-2	1.000	0	1	1	4.0	3	0	2	0	1	2	6.0
LA SALLE	02/16/19	*	16	1-4	.250	0-0	.000	0-1	.000	1	2	3	3.9	4	0	0	1	1	2	5.8
at Dayton	02/23/19	*	32	7-9	.778	0-0	.000	1-2	.500	1	1	2	3.9	3	0	5	0	0	15	6.2
at VCU	02/26/19	*	25	1-1	1.000	0-0	.000	1-2	.500	1	1	2	3.8	5	2	3	0	0	3	6.1
GEORGE MASON	03/02/19	*	23	1-3	.333	0-0	.000	0-0	.000	2	5	7	3.9	3	1	1	3	0	2	5.9
DUQUESNE	03/06/19	*	25	4-5	.800	0-0	.000	1-3	.333	2	4	6	4.0	4	0	2	1	0	9	6.0
at St. Bonaventure	03/09/19	*	22	1-6	.167	0-0	.000	4-6	.667	3	2	5	4.0	4	0	1	0	0	6	6.0
vs Richmond	03/14/19	*	17	1-5	.200	0-1	.000	0-0	.000	2	2	4	4.0	2	1	0	2	0	2	5.9
vs Dayton	03/15/19	*	25	1-4	.250	0-0	.000	2-4	.500	3	6	9	4.2	2	2	1	0	0	4	5.8
vs Davidson	03/16/19	*	27	3-5	.600	0-0	.000	3-4	.750	4	7	11	4.4	2	0	0	1	0	9	5.9
vs St. Bonaventure	03/17/19	*	24	1-2	.500	0-0	.000	2-3	.667	2	2	4	4.3	2	1	0	1	0	4	5.9
Totals		26	742	76-156	.487	0-1	.000	54-100	.540	58	94	152	4.3	92	24	58	16	10	206	5.9

FOREMAN'S CAREER STATISTICS

* at Rutgers

Season	Total		3-Point		F-Throws		Rebounds					Scoring								
	gp-gs	min/avg	fg-fga	pct	fg-fga	pct	ft-fa	pct	off	def	tot	avg	pf	fo	ast	to	blk	stl	pts	avg
2014-15*	32-3	486/15.2	48-110	.436	3-9	.333	22-49	.449	35	51	86	2.7	52	0	16	31	5	6	121	3.8
2015-16*	32-23	839/26.2	93-194	.479	3-6	.500	65-116	.560	51	141	192	6.0	94	2	21	60	19	22	254	7.9
2017-18	32-15	619/19.3	87-139	.626	0-1	.000	46-91	.505	37	71	108	3.4	80	2	27	55	10	11	220	6.9
2018-19	35-26	742/21.2	76-156	.487	0-1	.000	54-100	.540	58	94	152	4.3	92	3	24	58	16	10	206	5.9
TOTAL	67-41	1361/20.3	163-295	.553	0-2	.000	100-191	.524	95	165	260	3.9	172	5	51	113	26	21	426	6.4
All*	131-67	2686/20.5	304-599	.508	6-17	.353	187-356	.525	181	357	538	4.1	318	7	88	204	50	49	801	6.1



11 • HASAHN FRENCH



Sophomore • F • 6-7 • 235 • Middletown, N.Y. • Commonwealth | Major: Sociology

2018-19 • Sophomore | Third-team All-Conference selection and voted to A-10 All-Defensive team ... has started all but one game in his two-year career – on Senior Night when Elliott Welmer started in his place ... scores 9.3 ppg and hauls in 8.4 rpg, second in the A-10 ... already one of the top shot blockers in SLU history as a sophomore ... currently third on the Billikens' career list with 123 blocks, 12 away from Ian Vouyoukas' school record of 135 ... with 64 blocked shots so far this year, needs nine more to match Willie Reed's single-season school record of 73 blocked shots ... is just the second player in school history (Anthony Bonner being the other) to register 10 or more double-doubles in a single season ... has 14 double-digit rebounding games and 17 double-digit scoring games ... tallied a career-high 25 points in the win against UMass earlier this season ... had a double-double of 22 points (career highs of 11 FGs and 16 FGAs) and 12 rebounds in the A-10 Championship win against Richmond.

2017-18 • Freshman | A-10 All-Rookie team selection ... started 32 games for the Billikens ... recorded 59 blocked shots on the season, the most by a freshman in school history and fourth all-time in a single season in SLU history ... collected 228 total rebounds, tied for second by a freshman in SLU history ... named A-10 Rookie of the Week on Feb. 19 ... scored 9.3 ppg and averaged 7.1 rpg for the Billikens ... shot 53.5 percent (129-241) from the field ... had five double-doubles on the season ... turned in 20 points on 10-of-15 shooting at Dayton ... posted 17 points, nine rebounds and a career-high six blocks in the home win against La Salle ... corralled a career-high 16 rebounds at home against St. Bonaventure.

Prep | Attended prep school at Commonwealth Academy in Springfield, Massachusetts ... ranked as the No. 90 recruit in the final ESPN Top 100 rankings and was an ESPN four-star recruit ... consensus top-15 ranking at his position on various recruiting websites ... burst onto the AAU scene with the PSA Cardinals (New York City) ... on the summer AAU circuit, he averaged 7.9 ppg and 8.3 rpg while shooting 54.2 percent from the floor ... helped the Cardinals to a 14-2 record, including a 4-1 mark at the Nike Peach Jam ... scored more than 1,000 points at Commonwealth Academy.

SEASON/CAREER HIGHS

POINTS

SEASON: 25 vs. UMass, 1/9/19
CAREER: 25 vs. UMass, 1/9/19

REBOUNDS

SEASON: 13 at GW, 2/13/19
CAREER: 16 vs. St. Bona., 3/3/18

ASSISTS

SEASON: 4, three times
CAREER: 4, five times

STEALS

SEASON: 3, four times
CAREER: 3, five times

BLOCKS

SEASON: 6 vs. Pitt, 11/21/18
CAREER: 6, twice

FIELD GOALS MADE

SEASON: 11 vs. Richmond, 3/14/19
CAREER: 11 vs. Richmond, 3/14/19

FIELD GOALS ATTEMPTED

SEASON: 16 vs. Richmond, 3/14/19
CAREER: 16 vs. Richmond, 3/14/19

3-PT. FIELD GOALS MADE

SEASON:
CAREER:

3-PT. FIELD GOALS ATTEMPTED

SEASON:
CAREER: 1 vs. Providence, 11/17/17

FREE THROWS MADE

SEASON: 7 vs. UMass, 1/9/19
CAREER: 7 vs. UMass, 1/9/19

FREE THROWS ATTEMPTED

SEASON: 10 vs. UMass, 1/9/19
CAREER: 15 at Dayton, 2/20/18

MINUTES PLAYED

SEASON: 38, vs. St. Bon. 3/17/19
CAREER: 41 vs. VCU, 1/23/18

FRENCH'S 2018-19 GAME-BY-GAME STATS

Opponent	Date	gs	min	fg-fga	pct	3fg-fga	pct	ft-fa	pct	off	def	tot	avg	pf	a	t/o	blk	stl	pts	avg	
SOUTHEAST MISSOURI	11/06/18	*	34	1-1	1.000	0-0	.000	0-0	.000	2	10	12	12.0	2	4	0	3	0	2	2.0	
TROY	11/10/18	*	26	2-5	.400	0-0	.000	0-4	.000	2	5	7	9.5	4	3	2	0	0	4	3.0	
NORTH ALABAMA	11/13/18	*	20	5-8	.625	0-0	.000	1-3	.333	0	5	5	8.0	8	1	1	1	2	11	5.7	
at Seton Hall	11/17/18	*	13	1-2	.500	0-0	.000	0-1	.000	0	2	2	6.5	8	0	2	1	1	2	4.8	
vs Pitt	11/21/18	*	29	6-12	.500	0-0	.000	1-3	.333	2	8	10	7.2	3	2	4	6	0	13	6.4	
CENTRAL ARKANSAS	11/24/18	*	27	3-9	.333	0-0	.000	3-8	.375	4	4	8	7.3	4	1	4	1	1	9	6.8	
BUTLER	12/01/18	*	28	4-5	.800	0-0	.000	1-2	.500	1	7	8	7.4	2	3	6	2	0	9	7.1	
at Southern Illinois	12/05/18	*	29	6-12	.500	0-0	.000	1-2	.500	4	5	9	7.6	4	1	2	0	1	13	7.9	
OREGON STATE	12/09/18	*	34	1-6	.167	0-0	.000	0-0	.000	2	2	4	7.2	4	3	2	0	1	2	7.2	
at Houston	12/16/18	*	28	2-5	.400	0-0	.000	2-4	.500	3	5	8	7.3	5	1	0	0	1	6	7.1	
N.C. CENTRAL	12/19/18	*	37	3-10	.300	0-0	.000	0-0	.000	3	4	7	7.3	1	3	1	2	0	6	7.0	
vs Florida State	12/22/18	*	25	0-5	.000	0-0	.000	1-2	.500	4	3	7	7.3	2	1	2	1	1	1	6.5	
APPALACHIAN STATE	12/30/18	*	31	5-14	.357	0-0	.000	1-3	.333	4	8	12	7.6	4	1	0	1	2	11	6.8	
RHODE ISLAND	01/06/19	*	36	5-12	.417	0-0	.000	0-4	.000	3	8	11	7.9	4	1	0	3	3	10	7.1	
MASSACHUSETTS	01/09/19	*	33	9-14	.643	0-0	.000	7-10	.700	2	4	6	7.7	4	1	0	3	3	25	8.3	
at La Salle	01/12/19	*	33	5-10	.500	0-0	.000	2-7	.286	3	7	10	7.9	3	4	4	2	2	12	8.5	
at Fordham	01/15/19	*	35	4-6	.667	0-0	.000	1-2	.500	4	4	8	7.9	2	0	1	1	2	9	8.5	
SAINT JOSEPH'S	01/18/19	*	37	5-10	.500	0-0	.000	0-2	.000	4	7	11	8.1	2	0	2	0	1	10	8.6	
at Duquesne	01/23/19	*	23	5-10	.500	0-0	.000	0-1	.000	5	3	8	8.1	5	0	2	3	0	10	8.7	
DAVIDSON	01/26/19	*	37	5-12	.417	0-0	.000	2-5	.400	4	8	12	8.3	3	1	1	2	3	12	8.9	
RICHMOND	01/30/19	*	34	6-14	.429	0-0	.000	1-3	.333	7	5	12	8.4	4	3	4	3	1	13	9.0	
at Rhode Island	02/02/19	*	37	7-13	.538	0-0	.000	1-8	.125	4	6	10	8.5	2	0	3	2	0	15	9.3	
DAYTON	02/05/19	*	19	4-4	1.000	0-0	.000	2-6	.333	4	4	8	8.5	5	0	2	2	0	10	9.3	
at Saint Joseph's	02/08/19	*	30	1-6	.167	0-0	.000	4-6	.667	2	5	7	8.4	2	2	2	1	0	6	9.2	
at George Washington	02/13/19	*	36	2-8	.250	0-0	.000	1-1	1.000	0	13	13	8.6	2	1	1	2	1	5	9.0	
LA SALLE	02/16/19	*	36	5-8	.625	0-0	.000	0-4	.000	2	9	11	8.7	2	2	2	3	1	10	9.1	
at Dayton	02/23/19	*	21	3-5	.600	0-0	.000	2-6	.333	0	3	3	8.5	5	1	3	0	0	8	9.0	
at VCU	02/26/19	*	34	8-10	.800	0-0	.000	0-0	.000	3	5	8	8.5	5	1	4	3	1	16	9.3	
GEORGE MASON	03/02/19	*	28	2-6	.333	0-0	.000	1-2	.500	1	6	7	8.4	5	3	3	3	1	5	9.1	
DUQUESNE	03/06/19	*	27	3-6	.500	0-0	.000	0-0	.000	6	6	12	8.5	4	0	2	3	0	6	9.0	
at St. Bonaventure	03/09/19	*	37	7-10	.700	0-0	.000	0-2	.000	1	3	4	8.4	2	1	4	1	1	14	9.2	
vs Richmond	03/14/19	*	30	11-16	.688	0-0	.000	0-2	.000	5	7	12	8.5	3	1	1	2	0	22	9.6	
vs Dayton	03/15/19	*	26	2-6	.333	0-0	.000	0-0	.000	1	4	5	8.4	3	0	0	3	3	4	9.4	
vs Davidson	03/16/19	*	37	3-9	.333	0-0	.000	1-1	1.000	2	8	10	8.4	3	4	3	1	1	7	9.4	
vs St. Bonaventure	03/17/19	*	38	4-8	.500	0-0	.000	0-0	.000	4	3	7	8.4	3	1	2	3	1	8	9.3	
Totals			34	1065	145-297	.488	0-0	.000	36-104	.346	98	196	294	8.4	124	51	72	64	35	326	9.3

FRENCH'S CAREER STATISTICS

Season	gp-gs		Total		3-Point		F-Throws		Rebounds				Scoring							
	gp-gs	min/avg	fg-fga	pct	fg-fga	pct	ft-fa	pct	off	def	tot	avg	pf	fo	ast	to	blk	stl	pts	avg
2017-18	32-32	965/30.2	129-241	.535	0-1	.000	40-110	.364	94	134	228	7.1	105	6	48	63	59	24	298	9.3
2018-19	35-34	1065/30.4	145-297	.488	0-0	.000	36-104	.346	98	196	294	8.4	124	8	51	72	64	35	326	9.3
TOTAL	67-66	2030/30.3	274-538	.509	0-1	.000	76-214	.355	192	330	522	7.8	229	14	99	135	123	59	624	9.3



0 • JORDAN GOODWIN



Sophomore • G • 6-3 • 210 • Centreville, Ill. • Althoff Catholic | Major: Sociology

2018-19 • Sophomore | Leads the Billikens in steals (64), is second in assists (123) and third in scoring (10.6 ppg) ... leads all NCAA guards and ranks seventh overall in offensive rebounds per game (3.5 orpg) ... his 64 steals are fifth all-time in a single season at SLU, 10 shy of H Waldman's school record of 74 ... at the A-10 Championship, turned in 12.5 ppg and 9.5 rpg ... 19 of his 38 rebounds were on the offensive glass (4.8 orpg) ... had one of his top outings of the season in the A-10 Championship title game against St. Bonaventure, where he scored 16 points, posted 14 rebounds (six offensive), blocked three shots and posted two steals ... had 17 points in the A-10 quarterfinal victory over Dayton ... neared a triple-double with 10 points, eight rebounds and nine assists at George Washington.

2017-18 • Freshman | Appeared in and started 26 games for the Billikens ... scored 11.5 ppg and led the Billikens in rebounding (7.5 rpg), assists (3.9 apg) and steals (2.0 spg) ... ranks in the top 10 among SLU freshmen in several single-season categories: steals (52, second), assists (103, third), rebounding average (7.5, third), total rebounds (195, sixth) and scoring average (11.5, seventh) ... his 52 steals tied for ninth in a single season in school history ... became the first Billiken in school history to record a triple-double when he went for 13 points, 15 rebounds (a career high) and 10 assists in a home victory against Duquesne ... was close to becoming the first player in NCAA Division I history to record three straight triple-doubles – against George Mason the game prior to the Duquesne game, he finished with nine points, nine rebounds and 11 assists (a career high) – the game following the Duquesne game, he posted 19 points, 10 rebounds and eight assists at Massachusetts ... finished fourth in the NCAA among freshmen in steals per game ... had five double-doubles.

Previous | Prepped at Althoff Catholic in Belleville, Illinois ... ranked No. 55 in the final ESPN Top 100 rankings for 2017 and was a consensus four-star recruit ... Althoff Catholic's all-time leading scorer with 2,324 points ... helped Crusaders to the Class 3A Illinois state title his junior year after the team posted a second-place finish his sophomore season ... played tight end and receiver on the Crusaders' football team that advanced to the 2015 state finals ... received several football scholarship offers ... ran with the St. Louis Eagles AAU squad, where he averaged more than 16 ppg and nearly 10 rpg in 2016 ... third-team All-EYBL selection.

SEASON/CAREER HIGHS

POINTS

SEASON: 24 vs. G. Mason, 3/2/19
CAREER: 28 vs. La Salle, 2/10/18

REBOUNDS

SEASON: 14 vs. St. Bona, 3/17/19
CAREER: 15 vs. Duquesne, 1/17/18

ASSISTS

SEASON: 9 at GW, 2/13/19
CAREER: 11 at G. Mason, 1/13/18

STEALS

SEASON: 6 vs. NC Central, 12/19/18
CAREER: 6 vs. NC Central, 12/19/18

BLOCKS

SEASON: 3 vs. St. Bona, 3/17/19
CAREER: 3 vs. St. Bona, 3/17/19

FIELD GOALS MADE

SEASON: 9 vs. G. Mason, 3/2/19
CAREER: 9, three times

FIELD GOALS ATTEMPTED

SEASON: 15, four times
CAREER: 18 vs. Va. Tech, 11/16/17

3-PT. FIELD GOALS MADE

SEASON: 4 at Fordham, 1/15/19
CAREER: 4 at Fordham, 1/15/19

3-PT. FIELD GOALS ATTEMPTED

SEASON: 8 at S. Illinois, 12/5/18
CAREER: 8 at S. Illinois, 12/5/18

FREE THROWS MADE

SEASON: 8 vs. Davidson, 1/26/19
CAREER: 13 vs. La Salle, 2/10/18

FREE THROWS ATTEMPTED

SEASON: 11 vs. Davidson, 1/26/19
CAREER: 16 vs. La Salle, 2/10/18

MINUTES PLAYED

SEASON: 39, twice
CAREER: 40, twice

GOODWIN'S 2018-19 GAME-BY-GAME STATS

Opponent	Date	gs	min	fg-fga	pct	3fg-fga	pct	ft-fta	pct	off	def	tot	avg	pf	a	t/o	blk	stl	pts	avg	
SOUTHEAST MISSOURI	11/06/18	*	28	3-8	.375	0-2	.000	5-9	.556	2	4	6	6.0	5	2	5	0	0	11	11.0	
TROY	11/10/18	*	35	6-14	.429	2-5	.400	1-3	.333	6	4	10	8.0	2	5	2	1	3	15	13.0	
NORTH ALABAMA	11/13/18	*	25	1-5	.200	0-2	.000	2-4	.500	0	4	4	6.7	6	2	1	0	1	4	10.0	
at Selon Hall	11/17/18	*	28	1-5	.200	0-0	.000	0-2	.000	2	3	5	6.3	4	3	6	1	1	2	8.0	
vs Pitt	11/21/18	*	33	8-11	.727	0-0	.000	0-1	.000	5	3	8	6.6	4	4	1	0	2	16	9.6	
CENTRAL ARKANSAS	11/24/18	*	33	5-11	.455	2-3	.667	6-7	.857	2	4	6	6.5	2	6	4	0	2	18	11.0	
BUTLER	12/01/18	*	23	3-6	.500	1-2	.500	1-4	.250	2	3	5	6.3	4	1	3	1	1	8	10.6	
at Southern Illinois	12/05/18	*	34	4-13	.308	2-8	.250	2-3	.667	2	2	4	6.0	4	2	3	0	4	12	10.8	
OREGON STATE	12/09/18	*	33	2-7	.286	1-2	.500	0-0	.000	1	3	4	5.8	4	2	3	0	2	5	10.1	
at Houston	12/16/18	*	39	4-13	.308	0-3	.000	3-6	.500	4	6	10	6.2	2	1	1	0	2	11	10.2	
N.C. CENTRAL	12/19/18	*	35	7-10	.700	1-2	.500	1-3	.333	2	1	3	5.9	1	5	5	0	6	16	10.7	
vs Florida State	12/22/18	*	37	3-15	.200	0-3	.000	2-3	.667	7	2	9	6.2	0	4	3	0	4	8	10.5	
APPALACHIAN STATE	12/30/18	*	31	5-8	.625	0-3	.000	1-2	.500	2	4	6	6.2	0	3	0	0	1	11	10.5	
RHODE ISLAND	01/06/19	*	30	1-5	.200	1-2	.500	0-0	.000	3	6	9	6.4	3	3	3	1	2	3	10.0	
MASSACHUSETTS	01/09/19	*	33	2-11	.182	0-2	.000	3-4	.750	2	1	3	6.1	4	4	1	0	1	7	9.8	
at La Salle	01/12/19	*	36	6-10	.600	0-1	.000	0-2	.000	4	5	9	6.3	1	6	3	1	3	12	9.9	
at Fordham	01/15/19	*	36	5-10	.500	4-7	.571	6-7	.857	3	6	9	6.5	3	6	2	0	1	20	10.5	
SAINT JOSEPH'S	01/18/19	*	34	2-7	.286	0-2	.000	3-7	.429	5	3	8	6.6	5	4	4	0	1	7	10.3	
at Duquesne	01/23/19	*	34	2-8	.250	0-3	.000	0-0	.000	5	7	12	6.8	3	3	3	1	4	4	10.0	
DAVIDSON	01/26/19	*	37	2-6	.333	0-1	.000	8-11	.727	7	2	9	7.0	3	6	3	1	1	12	10.1	
RICHMOND	01/30/19	*	35	3-10	.300	0-3	.000	3-4	.750	3	1	4	6.8	1	5	2	0	4	9	10.0	
at Rhode Island	02/02/19	*	34	8-15	.533	0-1	.000	1-1	1.000	5	3	8	6.9	4	1	0	0	0	17	10.4	
DAYTON	02/05/19	*	39	1-10	.100	1-2	.500	2-3	.667	4	3	7	6.9	2	5	1	0	1	5	10.1	
at Saint Joseph's	02/08/19	*	33	4-10	.400	0-3	.000	0-3	.000	3	5	8	6.9	2	2	3	0	1	8	10.0	
at George Washington	02/13/19	*	38	4-7	.571	1-2	.500	2-5	.400	4	4	8	7.0	3	9	3	0	1	10	10.0	
LA SALLE	02/16/19	*	32	3-7	.429	1-2	.500	3-7	.429	2	6	8	7.0	4	5	3	0	1	10	10.0	
at Dayton	02/23/19	*	39	3-8	.375	1-2	.500	0-2	.000	3	3	6	7.0	2	3	2	0	2	7	9.9	
at VCU	02/26/19	*	35	5-10	.500	1-3	.333	4-6	.667	3	6	9	7.0	4	0	4	0	3	15	10.1	
GEORGE MASON	03/02/19	*	34	9-15	.600	1-4	.250	5-7	.714	3	5	8	7.1	2	5	1	1	3	24	10.6	
DUQUESNE	03/06/19	*	38	2-9	.222	1-3	.333	2-10	.200	3	6	9	7.1	1	7	2	0	3	7	10.5	
at St. Bonaventure	03/09/19	*	33	3-13	.231	0-2	.000	1-3	.333	5	4	9	7.2	3	0	2	1	0	7	10.4	
vs Richmond	03/14/19	*	38	3-7	.429	1-3	.333	2-6	.333	7	3	10	7.3	1	4	2	0	0	9	10.3	
vs Dayton	03/15/19	*	37	7-14	.500	1-3	.333	2-2	1.000	5	4	9	7.3	4	1	2	0	1	17	10.5	
vs Davidson	03/16/19	*	38	3-5	.600	2-2	1.000	0-0	.000	1	4	5	7.3	4	1	2	0	0	8	10.4	
vs St. Bonaventure	03/17/19	*	39	7-15	.467	1-5	.200	1-3	.333	6	8	14	7.5	1	3	0	3	2	16	10.6	
Totals			34	1196	137-338	.405	25-93	.269	72-140	.514	123	138	261	7.5	98	123	85	11	64	371	10.6

GOODWIN'S CAREER STATISTICS

Season	gp-gs	min/avg	Total		3-Point		F-Throws			Rebounds				Scoring						
			fg-fga	pct	fg-fga	pct	ft-fta	pct	off	def	tot	avg	pf	fo	ast	to	blk	stl	pts	avg
2017-18	26-26	867/33.3	108-290	.372	19-81	.235	65-94	.691	68	127	195	7.5	70	2	103	56	16	52	300	11.5
2018-19	35-34	1196/34.2	137-338	.405	25-93	.269	72-140	.514	123	138	261	7.5	98	3	123	85	11	64	371	10.6
TOTAL	61-60	2063/33.8	245-628	.390	44-174	.253	137-234	.585	191	265	456	7.5	168	5	226	141	27	116	671	11.0



23 • KC HANKTON



Freshman • F • 6-7 • 205 • Charlotte, N.C. • United Faith Christian Acad. | MAJOR: Arts & Sciences

2018-19 • Freshman | Has been slowed by injuries in his freshman season but has appeared in 21 games ... appeared in the Richmond, Dayton and Davidson games in the A-10 Championship ... established career highs of 11 points and six rebounds in the home game against Richmond.

Previous | Prepped at United Faith Christian Academy in Charlotte where he was a North Carolina Independent Schools' All-State selection ... averaged a double-double his senior year with 16.0 ppg and 12.0 rpg ... also averaged 5.0 apg, 2.0 spg and 2.0 bpg ... played for Team United AAU on the Elite Youth Basketball League (EYBL) circuit.

SEASON/CAREER HIGHS

POINTS

SEASON: 11 vs. Richmond, 1/30/19
CAREER: 11 vs. Richmond, 1/30/19

REBOUNDS

SEASON: 6 vs. Richmond, 1/30/19
CAREER: 6 vs. Richmond, 1/30/19

ASSISTS

SEASON: 1, three times
CAREER: 1, three times

STEALS

SEASON: 2 vs. Richmond, 1/30/19
CAREER: 2 vs. Richmond, 1/30/19

BLOCKS

SEASON: 1 vs. Richmond, 1/30/19
CAREER: 1 vs. Richmond, 1/30/19

FIELD GOALS MADE

SEASON: 5 vs. Richmond, 1/30/19
CAREER: 5 vs. Richmond, 1/30/19

FIELD GOAL ATTEMPTS

SEASON: 7 vs. Richmond, 1/30/19
CAREER: 7 vs. Richmond, 1/30/19

3-PT. FIELD GOALS MADE

SEASON: 2 at La Salle, 1/12/19
CAREER: 2 at La Salle, 1/12/19

3-PT. FIELD GOALS ATTEMPTED

SEASON: 4 vs. Rhode Island, 1/6/19
CAREER: 4 vs. Rhode Island, 1/6/19

FREE THROWS MADE

SEASON: 2, twice
CAREER: 2, twice

FREE THROWS ATTEMPTED

SEASON: 2, twice
CAREER: 2, twice

MINUTES PLAYED

SEASON: 19 vs. App State, 12/30/18
CAREER: 19 vs. App State, 12/30/18

HANKTON'S 2018-19 GAME-BY-GAME STATS

Opponent	Date	gs	min	Total		3-Pointers		Free throws		Rebounds			pf	a	t/o	blk	stl	pts	avg	
				fg-fga	pct	3fg-fga	pct	ft-fa	pct	off	def	tot								avg
vs Pitt	11/21/18	8		1-3	.333	1-1	1.000	2-2	1.000	0	0	0	0.0	0	0	0	0	5	5.0	
CENTRAL ARKANSAS	11/24/18	0		0-1	.000	0-1	.000	0-0	.000	0	0	0	0.0	0	0	0	0	0	2.5	
at Southern Illinois	12/05/18	4		0-2	.000	0-2	.000	0-0	.000	0	1	1	0.3	0	0	0	0	0	1.7	
OREGON STATE	12/09/18	2		0-0	.000	0-0	.000	0-0	.000	0	0	0	0.3	0	0	0	0	0	1.3	
vs Florida State	12/22/18	1		0-1	.000	0-1	.000	0-0	.000	0	0	0	0.2	0	0	0	0	0	1.0	
APPALACHIAN STATE	12/30/18	19		1-3	.333	1-3	.333	2-2	1.000	1	1	2	0.5	0	0	0	0	5	1.7	
RHODE ISLAND	01/06/19	16		1-6	.167	1-4	.250	1-1	1.000	2	3	5	1.1	2	1	1	0	4	2.0	
MASSACHUSETTS	01/09/19	13		1-4	.250	0-2	.000	0-0	.000	0	1	1	1.1	0	0	0	0	2	2.0	
at La Salle	01/12/19	11		2-4	.500	2-2	1.000	0-0	.000	0	0	0	1.0	3	0	0	0	6	2.4	
SAINT JOSEPH'S	01/18/19	3		0-1	.000	0-1	.000	0-0	.000	0	1	1	1.0	0	1	0	0	0	2.2	
at Duquesne	01/23/19	6		0-1	.000	0-1	.000	1-2	.500	1	1	2	1.1	1	0	0	0	1	2.1	
DAVIDSON	01/26/19	3		0-1	.000	0-1	.000	0-0	.000	0	0	0	1.0	2	0	0	0	0	1.9	
RICHMOND	01/30/19	16		5-7	.714	1-2	.500	0-1	.000	4	2	6	1.4	1	1	1	1	2	11	2.6
at Rhode Island	02/02/19	2		0-1	.000	0-0	.000	0-0	.000	0	0	0	1.3	0	0	0	0	0	2.4	
at Dayton	02/23/19	4		0-1	.000	0-1	.000	0-0	.000	0	0	0	1.2	0	0	0	0	0	2.3	
at VCU	02/26/19	2		0-1	.000	0-0	.000	0-0	.000	0	0	0	1.1	1	0	0	0	0	2.1	
GEORGE MASON	03/02/19	2		1-1	1.000	1-1	1.000	0-0	.000	1	0	1	1.1	0	0	0	0	3	2.2	
DUQUESNE	03/06/19	1		0-0	.000	0-0	.000	0-0	.000	0	0	0	1.1	0	0	0	0	0	2.1	
vs Richmond	03/14/19	4		0-1	.000	0-1	.000	0-0	.000	0	1	1	1.1	0	0	0	0	0	1.9	
vs Dayton	03/15/19	1		0-0	.000	0-0	.000	0-0	.000	0	0	0	1.0	0	0	0	0	0	1.9	
vs Davidson	03/16/19	1		0-0	.000	0-0	.000	0-0	.000	0	1	1	1.0	0	0	0	0	0	1.8	
Totals		0	119	12-39	.308	7-24	.292	6-8	.750	9	12	21	1.0	10	3	2	1	2	37	1.8

Games played: 21
Minutes/game: 5.7
Points/game: 1.8
FG Pct: 30.8
3FG Pct: 29.2
FT Pct: 75.0

Rebounds/game: 1.0
Assists/game: 0.1
Turnovers/game: 0.1
Assist/turnover ratio: 1.5
Steals/game: 0.1
Blocks/game: 0.0

HANKTON'S CAREER STATISTICS

Season	gp-gs	min/avg	Total		3-Point		F-Throws		Rebounds				Scoring							
			fg-fga	pct	fg-fga	pct	ft-fa	pct	off	def	tot	avg	pf	fo	ast	to	blk	stl	pts	avg
2018-19	21-0	119/5.7	12-39	.308	7-24	.292	6-8	.750	9	12	21	1.0	10	0	3	2	1	2	37	1.8
TOTAL	21-0	119/5.7	12-39	.308	7-24	.292	6-8	.750	9	12	21	1.0	10	0	3	2	1	2	37	1.8



2 • TRAMAINÉ ISABELL JR.



Senior • G • 6-1 • 180 • Seattle, Wash. • Missouri/Drexel | MAJOR: Organizational Leadership

2018-19 • Senior | Leads the Billikens in assists (126) and is second on the team in scoring with 13.8 ppg ... named the Most Outstanding Player of the Atlantic 10 Conference Men's Basketball Championship after averaging 17.3 ppg and 6.0 apg in the four games ... over the last 13 games, he is averaging a team-leading 19.1 ppg on 46.1 percent shooting from the field and 40.5 percent shooting from 3-point range ... scored a season-high 39 points in the Billikens' win against Duquesne, which was a SLU Chaifetz Arena record, tied for the fourth-most points by a Billikens in a single game, and the most in an A-10 game by a SLU player ... followed that game with a 21-point effort at St. Bonaventure, which drew him A-10 co-Player of the Week honors.

2017-18 • Junior (Drexel) | Led the Dragons with 21.0 ppg and topped all Colonial Athletic Association (CAA) guards with 7.1 rpg ... played a key part in Drexel's NCAA record 34-point comeback over Delaware, finishing with 29 points and 12 rebounds.

2015-16 • Sophomore (Missouri) | Played in 28 games ... had back-to-back 17-point performances at Ole Miss and vs. Texas A&M.

2014-15 • Freshman (Missouri) | Appeared in 27 games ... averaged 4.1 ppg ... sank a 3-pointer with 0.2 second left to tie the game against Travis Ford's Oklahoma State Cowboys, earning him a spot on ESPN's SportsCenter's Top 10 Plays of the Day.

Prep | Led Garfield High School to a 25-1 overall record and the Washington Class 4A state championship as a senior ... MVP of state championship game.

SEASON/CAREER HIGHS

met at Missouri* or Drexel^

POINTS

SEASON: 39 vs. Duquesne, 3/6/19

CAREER: 40 vs. Elon, 1/25/18^

REBOUNDS

SEASON: 12 at St. Bona, 3/9/19

CAREER: 16 vs. Houston, 11/17/17^

ASSISTS

SEASON: 8, twice

CAREER: 9 vs. Delaware, 2/22/18^

STEALS

SEASON: 3, three times

CAREER: 3, seven times

BLOCKS

SEASON: 1, three times

CAREER: 1 vs. S. Carolina, 1/16/16*

FIELD GOALS MADE

SEASON: 12 vs. Duquesne, 3/6/19

CAREER: 14 vs. Elon, 1/25/18^

FIELD GOAL ATTEMPTS

SEASON: 25 vs. Duquesne, 3/6/19

CAREER: 25 vs. Duquesne, 3/6/19

3-PT. FIELD GOALS MADE

SEASON: 5 vs. Duquesne, 3/6/19

CAREER: 7 vs. Delaware, 2/22/18^

3-PT. FIELD GOALS ATTEMPTED

SEASON: 9 at St. Bona, 3/9/19

CAREER: 11, twice^

FREE THROWS MADE

SEASON: 10 vs. Duquesne, 3/6/19

CAREER: 12 vs. JMU, 3/3/18^

FREE THROWS ATTEMPTED

SEASON: 16 vs. Duquesne, 3/6/19

CAREER: 16 vs. Duquesne, 3/6/19

MINUTES PLAYED

SEASON: 40 vs. Dayton, 2/23/19

CAREER: 43 vs. Towson, 2/8/18^

ISABELL'S 2018-19 GAME-BY-GAME STATS

Opponent	Date	gs	min	Total		3-Pointers		Free throws		Rebounds			pf	a	t/o	blk	stl	pts	avg		
				fg-fga	pct	3fg-fga	pct	ft-fa	pct	off	def	tot								avg	
SOUTHEAST MISSOURI	11/06/18	*	32	6-13	.462	0-6	.000	6-11	.545	0	3	3	3.0	0	1	4	0	2	18	18.0	
TROY	11/10/18	*	36	4-10	.400	2-6	.333	6-9	.667	0	3	3	3.0	2	5	1	0	3	16	17.0	
NORTH ALABAMA	11/13/18	*	33	4-9	.444	1-2	.500	2-2	1.000	1	6	7	4.3	6	3	2	1	2	11	15.0	
at Seton Hall	11/17/18	*	28	4-6	.667	1-1	1.000	4-5	.800	2	2	4	4.3	10	2	6	0	3	13	14.5	
vs Pitt	11/21/18	*	20	3-10	.300	2-6	.333	0-0	.000	1	1	2	3.8	2	1	0	0	2	8	13.2	
CENTRAL ARKANSAS	11/24/18	*	26	4-9	.444	2-4	.500	3-3	1.000	1	4	5	4.0	3	4	4	0	0	13	13.2	
BUTLER	12/01/18	*	32	1-6	.167	0-2	.000	8-10	.800	0	4	4	4.0	2	1	4	0	1	10	12.7	
at Southern Illinois	12/05/18	*	30	3-11	.273	2-5	.400	0-0	.000	1	2	3	3.9	2	3	2	0	0	8	12.1	
at Houston	12/16/18	*	29	5-12	.417	2-5	.400	4-5	.800	1	3	4	3.9	2	2	3	0	2	16	12.6	
N.C. CENTRAL	12/19/18	*	24	4-8	.500	1-3	.333	1-2	.500	1	3	4	3.9	1	4	4	0	3	10	12.3	
vs Florida State	12/22/18	*	29	1-5	.200	1-2	.500	4-4	1.000	1	2	3	3.8	0	0	3	0	1	7	11.8	
APPALACHIAN STATE	12/30/18	*	29	5-14	.357	2-7	.286	1-2	.500	1	4	5	3.9	1	6	2	0	0	13	11.9	
RHODE ISLAND	01/06/19	*	39	5-12	.417	1-6	.167	2-4	.500	0	2	2	3.8	1	5	2	0	0	13	12.0	
MASSACHUSETTS	01/09/19	*	38	5-11	.455	1-5	.200	6-8	.750	2	5	7	4.0	2	7	2	0	1	17	12.4	
at La Salle	01/12/19	*	26	4-9	.444	0-2	.000	0-0	.000	0	0	0	3.7	1	1	2	0	0	8	12.1	
at Fordham	01/15/19	*	25	2-9	.222	1-4	.250	0-0	.000	0	3	3	3.7	1	3	2	0	1	5	11.6	
SAINT JOSEPH'S	01/18/19	*	30	2-11	.182	0-5	.000	4-5	.800	1	7	8	3.9	2	8	3	0	1	8	11.4	
at Duquesne	01/23/19	*	34	3-10	.300	0-2	.000	5-6	.833	3	3	6	4.1	2	2	5	0	0	11	11.4	
DAVIDSON	01/26/19	*	36	3-9	.333	2-7	.286	1-2	.500	2	4	6	4.2	2	3	3	0	1	9	11.3	
RICHMOND	01/30/19	*	25	1-4	.250	0-2	.000	0-0	.000	1	1	2	4.1	2	6	3	0	1	2	10.8	
at Rhode Island	02/02/19	*	34	2-6	.333	0-1	.000	1-2	.500	0	6	6	4.1	2	2	4	1	0	5	10.5	
DAYTON	02/05/19	*	35	3-10	.300	0-4	.000	5-5	1.000	0	3	3	4.1	0	4	1	0	1	11	10.5	
at Saint Joseph's	02/08/19	*	34	6-13	.462	1-5	.200	4-4	1.000	3	3	6	4.2	3	4	2	0	3	17	10.8	
at George Washington	02/13/19	*	36	5-11	.455	2-7	.286	0-0	.000	0	2	2	4.1	2	1	4	0	0	12	10.9	
LA SALLE	02/16/19	*	35	8-13	.615	1-3	.333	6-9	.667	1	9	10	4.3	1	1	3	1	2	23	11.4	
at Dayton	02/23/19	*	40	10-18	.556	2-3	.667	1-2	.500	1	1	2	4.2	0	7	1	0	1	23	11.8	
at VCU	02/26/19	*	32	5-13	.385	2-4	.500	4-6	.667	0	2	2	4.1	2	4	1	0	1	16	12.0	
GEORGE MASON	03/02/19	*	33	7-15	.467	2-5	.400	1-2	.500	1	1	2	4.1	2	4	4	0	1	17	12.1	
DUQUESNE	03/06/19	*	38	12-25	.480	5-6	.833	10-16	.625	6	2	8	4.2	2	2	3	0	1	39	13.1	
at St. Bonaventure	03/09/19	*	38	7-16	.438	4-9	.444	3-4	.750	6	6	12	4.5	2	6	5	0	1	21	13.3	
vs Richmond	03/14/19	*	38	7-13	.538	3-6	.500	0-0	.000	0	1	1	4.4	2	5	4	0	1	17	13.5	
vs Dayton	03/15/19	*	38	9-18	.500	4-7	.571	2-4	.500	0	2	2	4.3	1	6	3	0	2	24	13.8	
vs Davidson	03/16/19	*	36	6-15	.400	3-8	.375	4-5	.800	0	4	4	4.3	1	8	3	0	0	19	13.9	
vs St. Bonaventure	03/17/19	*	35	4-13	.308	1-7	.143	0-1	.000	0	0	0	4.1	2	5	4	0	2	9	13.8	
Totals			32	1103	160-387	.413	51-157	.325	98-138	.710	37	104	141	4.1	66	126	99	3	40	469	13.8

ISABELL'S CAREER STATISTICS

* at Drexel (2017-18) and Missouri (2014-16)

Season	gp-gs	min/avg	Total		3-Point		F-Throws			Rebounds				Scoring						
			fg-fga	pct	fg-fga	pct	ft-fa	pct	off	def	tot	avg	pf	fo	ast	to	blk	stl	pts	avg
2014-15*	27-1	405/15.0	37-118	.314	16-52	.308	22-28	.786	9	27	36	1.3	35	0	39	33	0	17	112	4.1
2015-16*	28-2	456/16.3	59-156	.378	13-51	.255	42-57	.737	9	39	48	1.7	31	1	35	41	1	22	173	6.2
2017-18*	28-20	963/34.4	202-426	.474	50-147	.340	133-174	.764	30	180	210	7.5	52	0	96	80	0	34	587	21.0
2018-19	34-32	1103/32.4	160-387	.413	51-157	.325	98-138	.710	37	104	141	4.1	66	2	126	99	3	40	469	13.8
TOTAL	34-32	1103/32.4	160-387	.413	51-157	.325	98-138	.710	37	104	141	4.1	66	2	126	99	3	40	469	13.8
All*	117-55	2927/25.0	458-1087	.421	130-407	.319	295-397	.743	85	350	435	3.7	184	3	296	253	4	113	1341	11.5



15 • DEMARIUS JACOBS



Freshman • G • 6-2 • 175 • Chicago, Ill. • Uplift | MAJOR: Arts & Sciences

2018-19 • Freshman | Has been slowed by injuries but has appeared in 18 games this season ... scored a basket and dished out two assists in the win against App State ... had two points and two rebounds in the win over Oregon State ... recorded his first collegiate field goal with a 3-pointer at Southern Illinois.

Previous | Played at Uplift High School in Chicago before attending Hillcrest Prep in Phoenix for one season ... averaged 19.3 ppg, 7.3 rpg and 4.9 apg as a senior at Uplift ... also was effective on the defensive end, recording 3.4 bpg and 2.7 spg ... helped Uplift to three state tournament appearances during his high school career, including a state championship his sophomore season in 2015 ... at Hillcrest Prep, pumped in 13.3 ppg by shooting 51 percent from the field, 43 percent from the arc and 87 percent from the line.

SEASON/CAREER HIGHS

POINTS

SEASON: 3 at S. Illinois, 12/5/18
CAREER: 3 at S. Illinois, 12/5/18

REBOUNDS

SEASON: 2, twice
CAREER: 2, twice

ASSISTS

SEASON: 2, twice
CAREER: 2, twice

STEALS

SEASON: 1, three times
CAREER: 1, three times

BLOCKS

SEASON: 1 vs. App State, 12/30/18
CAREER: 1 vs. App State, 12/30/18

FIELD GOALS MADE

SEASON: 1, twice
CAREER: 1, twice

FIELD GOAL ATTEMPTS

SEASON: 2, twice
CAREER: 2, twice

3-PT. FIELD GOALS MADE

SEASON: 1 at S. Illinois, 12/5/18
CAREER: 1 at S. Illinois, 12/5/18

3-PT. FIELD GOALS ATTEMPTED

SEASON: 1, six times
CAREER: 1, six times

FREE THROWS MADE

SEASON: 2 vs. Oregon St., 12/9/18
CAREER: 2 vs. Oregon St., 12/9/18

FREE THROWS ATTEMPTED

SEASON: 2, twice
CAREER: 2, twice

MINUTES PLAYED

SEASON: 12, twice
CAREER: 12, twice

JACOBS' 2018-19 GAME-BY-GAME STATS


Opponent	Date	gs	min	Total		3-Pointers		Free throws		Rebounds				pf	a	t/o	blk	stl	pts	avg
				fg-fga	pct	3fg-fga	pct	ft-fa	pct	off	def	tot	avg							
SOUTHEAST MISSOURI	11/06/18	3	0-0	.000	0-0	.000	1-2	.500	0	1	1	1.0	0	1	0	0	0	0	1	1.0
TROY	11/10/18	2	0-1	.000	0-1	.000	0-0	.000	0	0	0	0.5	0	0	0	0	0	0	0	0.5
vs Pitt	11/21/18	12	0-2	.000	0-1	.000	0-0	.000	0	2	2	1.0	3	1	2	0	1	0	0.3	
CENTRAL ARKANSAS	11/24/18	9	0-0	.000	0-0	.000	0-0	.000	0	0	0	0.8	1	0	0	0	0	0	0	0.3
at Southern Illinois	12/05/18	7	1-2	.500	1-1	1.000	0-0	.000	1	0	1	0.8	1	0	0	0	0	0	3	0.8
OREGON STATE	12/09/18	12	0-1	.000	0-0	.000	2-2	1.000	1	1	2	1.0	4	0	3	0	0	2	1.0	
at Houston	12/16/18	3	0-1	.000	0-1	.000	0-0	.000	0	0	0	0.9	0	0	0	0	0	0	0.9	
N.C. CENTRAL	12/19/18	8	0-0	.000	0-0	.000	0-2	.000	0	0	0	0.8	2	0	0	0	0	1	0.8	
vs Florida State	12/22/18	1	0-0	.000	0-0	.000	0-0	.000	0	0	0	0.7	2	0	0	0	0	0	0.7	
APPALACHIAN STATE	12/30/18	4	1-2	.500	0-1	.000	0-2	.000	0	1	1	0.7	2	2	0	1	0	2	0.8	
RHODE ISLAND	01/06/19	2	0-0	.000	0-0	.000	0-0	.000	0	0	0	0.6	0	0	0	0	0	0	0.7	
MASSACHUSETTS	01/09/19	3	0-0	.000	0-0	.000	0-0	.000	0	0	0	0.6	0	0	1	0	0	0	0.7	
at La Salle	01/12/19	8	0-1	.000	0-0	.000	0-0	.000	0	0	0	0.5	1	0	1	0	0	0	0.6	
at Fordham	01/15/19	9	0-1	.000	0-1	.000	0-0	.000	0	0	0	0.5	0	0	1	0	1	0	0.6	
SAINT JOSEPH'S	01/18/19	3	0-0	.000	0-0	.000	0-0	.000	0	1	1	0.5	1	2	0	0	0	0	0.5	
at Dayton	02/23/19	1	0-0	.000	0-0	.000	0-0	.000	0	0	0	0.5	0	0	0	0	0	0	0.5	
at VCU	02/26/19	0	0-0	.000	0-0	.000	0-0	.000	0	0	0	0.5	1	0	0	0	0	0	0.5	
vs Davidson	03/16/19	1	0-0	.000	0-0	.000	0-0	.000	0	0	0	0.4	0	0	0	0	0	0	0.4	
Totals		0	88	2-11	.182	1-6	.167	3-8	.375	2	6	8	0.4	18	6	8	1	3	8	0.4

Games played: 18
Minutes/game: 4.9
Points/game: 0.4
FG Pct: .182
3FG Pct: .167

Rebounds/game: 0.4
Assists/game: 0.3
Turnovers/game: 0.4
Assist/turnover ratio: 0.8
Steals/game: 0.2

JACOBS' CAREER STATISTICS

Season	gp-gs	min/avg	Total		3-Point		F-Throws		Rebounds				Scoring							
			fg-fga	pct	fg-fga	pct	ft-fa	pct	off	def	tot	avg	pf	fo	ast	to	blk	stl	pts	avg
2018-19	18-0	88/4.9	2-11	.182	1-6	.167	3-8	.375	2	6	8	0.4	18	0	6	8	1	3	8	0.4
TOTAL	18-0	88/4.9	2-11	.182	1-6	.167	3-8	.375	2	6	8	0.4	18	0	6	8	1	3	8	0.4



20 • FRED THATCH JR.



Freshman • G • 6-3 • 210 • Sikeston, Mo. • Sikeston HS | MAJOR: Sports Business

2018-19 • Freshman | Has appeared in every game as a freshman and made two starts ... strong defensively and has benefited from a year learning under Javon Bess ... scored seven points in the Billikens' win against Richmond in the first round of the A-10 Men's Basketball Championship ... scored 12 points in wins against Dayton and George Washington ... turned in a career-high 16 points in a crucial win against Oregon State, where he went 4-of-5 from 3-point range.

Previous | Helped Sikeston High School to the state tournament his senior year ... named the Missouri Basketball Coaches Association Player of the Year after averaging more than 25.0 ppg as a senior ... became the first Sikeston player in history to record more than 2,000 points, and he is also the school's all-time leader in rebounds, steals and assists ... played AAU for the St. Louis Eagles.

SEASON/CAREER HIGHS

POINTS

SEASON: 16 vs. Oregon St., 12/9/18
CAREER: 16 vs. Oregon St., 12/9/18

REBOUNDS

SEASON: 7, twice
CAREER: 7, twice

ASSISTS

SEASON: 3, three times
CAREER: 3, three times

STEALS

SEASON: 5 vs. Duquesne, 3/6/19
CAREER: 5 vs. Duquesne, 3/6/19

BLOCKS

SEASON: 2, three times
CAREER: 2, three times

FIELD GOALS MADE

SEASON: 5 vs. Oregon St., 12/9/18
CAREER: 5 vs. Oregon St., 12/9/18

FIELD GOAL ATTEMPTS

SEASON: 8 vs. Duquesne, 3/6/19
CAREER: 8 vs. Duquesne, 3/6/19

3-PT. FIELD GOALS MADE

SEASON: 4 vs. Oregon St., 12/9/18
CAREER: 4 vs. Oregon St., 12/9/18

3-PT. FIELD GOALS ATTEMPTED

SEASON: 5 vs. Oregon St., 12/9/18
CAREER: 5 vs. Oregon St., 12/9/18

FREE THROWS MADE

SEASON: 7 at Fordham, 1/15/19
CAREER: 7 at Fordham, 1/15/19

FREE THROWS ATTEMPTED

SEASON: 8 at Fordham, 1/15/19
CAREER: 8 at Fordham, 1/15/19

MINUTES PLAYED

SEASON: 37 vs. Oregon St., 12/9/18
CAREER: 37 vs. Oregon St., 12/9/18

THATCH'S 2018-19 GAME-BY-GAME STATS

Opponent	Date	gs	min	Total		3-Pointers		Free throws		Rebounds			pf	a	t/o	blk	stl	pts	avg	
				fg-fga	pct	3fg-fga	pct	ft-fa	pct	off	def	tot								avg
SOUTHEAST MISSOURI	11/06/18	6	1-4	.250	0-3	.000	0-0	.000	1	1	2	2.0	0	1	0	0	1	2	2.0	
TROY	11/10/18	5	0-2	.000	0-2	.000	0-0	.000	0	1	1	1.5	1	0	0	0	0	1	1.5	
NORTH ALABAMA	11/13/18	23	1-5	.200	0-3	.000	0-0	.000	0	2	2	1.7	2	3	0	2	0	2	1.3	
at Seton Hall	11/17/18	18	1-2	.500	1-2	.500	0-0	.000	0	1	1	1.5	4	0	1	1	0	3	1.8	
vs Pitt	11/21/18	17	1-3	.333	0-1	.000	1-2	.500	2	3	5	2.2	2	0	1	0	0	3	2.0	
CENTRAL ARKANSAS	11/24/18	18	0-2	.000	0-1	.000	0-0	.000	3	2	5	2.7	2	0	2	0	0	0	1.7	
BUTLER	12/01/18	21	3-6	.500	1-3	.333	0-0	.000	2	2	4	2.9	0	0	1	1	2	7	2.4	
at Southern Illinois	12/05/18	15	2-5	.400	0-2	.000	0-2	.000	0	3	3	2.9	1	0	1	0	1	4	2.6	
OREGON STATE	12/09/18	*	37	5-7	.714	4-5	.800	2-5	.400	2	3	5	3.1	2	2	2	1	1	16	4.1
at Houston	12/16/18	*	12	1-4	.250	0-1	.000	0-0	.000	1	0	1	2.9	4	0	1	0	1	2	3.9
N.C. CENTRAL	12/19/18	16	2-7	.286	0-2	.000	0-0	.000	3	0	3	2.9	4	2	0	0	0	4	3.9	
vs Florida State	12/22/18	24	3-6	.500	1-1	1.000	0-0	.000	0	1	1	2.8	4	0	1	1	1	7	4.2	
APPALACHIAN STATE	12/30/18	18	3-6	.500	1-3	.333	2-2	1.000	1	3	4	2.8	1	0	2	0	2	9	4.5	
RHODE ISLAND	01/06/19	13	0-5	.000	0-1	.000	2-4	.500	1	1	2	2.8	1	1	2	0	0	2	4.4	
MASSACHUSETTS	01/09/19	21	1-2	.500	0-1	.000	0-4	.000	4	1	5	2.9	3	0	1	2	1	2	4.2	
at La Salle	01/12/19	17	3-6	.500	1-1	1.000	1-1	1.000	2	0	2	2.9	2	0	0	0	2	8	4.4	
at Fordham	01/15/19	21	0-1	.000	0-0	.000	7-8	.875	0	1	1	2.8	3	1	1	0	0	7	4.6	
SAINT JOSEPH'S	01/18/19	12	0-1	.000	0-0	.000	1-2	.500	0	2	2	2.7	2	1	1	0	0	1	4.4	
at Duquesne	01/23/19	24	1-5	.200	0-2	.000	4-4	1.000	3	3	6	2.9	5	1	0	0	2	6	4.5	
DAVIDSON	01/26/19	14	1-4	.250	1-3	.333	0-0	.000	0	0	0	2.8	1	1	2	0	0	3	4.4	
RICHMOND	01/30/19	11	2-2	1.000	0-0	.000	0-0	.000	1	0	1	2.7	2	0	1	0	1	4	4.4	
at Rhode Island	02/02/19	23	1-2	.500	1-2	.500	1-2	.500	0	1	1	2.6	3	1	0	0	0	4	4.4	
DAYTON	02/05/19	22	3-4	.750	2-3	.667	4-4	1.000	3	4	7	2.8	3	0	2	1	2	12	4.7	
at Saint Joseph's	02/08/19	21	2-5	.400	0-3	.000	0-2	.000	1	0	1	2.7	3	1	1	0	0	4	4.7	
at George Washington	02/13/19	25	5-7	.714	1-2	.500	1-2	.500	1	0	1	2.6	2	2	0	0	2	12	5.0	
LA SALLE	02/16/19	25	1-2	.500	1-1	1.000	0-0	.000	0	1	1	2.6	1	1	1	0	0	3	4.9	
at Dayton	02/23/19	23	1-2	.500	1-2	.500	0-0	.000	0	2	2	2.6	5	0	0	0	1	3	4.8	
at VCU	02/26/19	27	0-5	.000	0-3	.000	0-0	.000	1	1	2	2.5	4	3	1	2	0	2	4.6	
GEORGE MASON	03/02/19	25	2-5	.400	1-3	.333	2-2	1.000	1	5	6	2.7	3	3	1	2	0	7	4.7	
DUQUESNE	03/06/19	24	3-8	.375	0-3	.000	2-2	1.000	6	1	7	2.8	2	2	1	0	5	8	4.8	
at St. Bonaventure	03/09/19	16	0-2	.000	0-1	.000	0-0	.000	1	1	2	2.8	5	1	1	0	0	0	4.7	
vs Richmond	03/14/19	28	2-7	.286	1-2	.500	2-4	.500	1	2	3	2.8	4	0	0	0	1	7	4.8	
vs Dayton	03/15/19	31	0-1	.000	0-1	.000	0-0	.000	0	2	2	2.8	2	1	0	0	0	0	4.6	
vs Davidson	03/16/19	19	0-3	.000	0-1	.000	0-0	.000	1	2	3	2.8	0	1	0	0	0	0	4.5	
vs St. Bonaventure	03/17/19	12	0-2	.000	0-1	.000	1-2	.500	0	2	2	2.7	0	0	0	1	0	1	4.4	
Totals		2	684	51-140	.364	18-65	.277	33-54	.611	42	54	96	2.7	83	29	28	12	28	153	4.4

THATCH'S CAREER STATISTICS

Season	gp-gs	min/avg	Total		3-Point		F-Throws		Rebounds				Scoring							
			fg-fga	pct	fg-fga	pct	ft-fa	pct	off	def	tot	avg	pf	fo	ast	to	blk	stl	pts	avg
2018-19	35-2	684/19.5	51-140	.364	18-65	.277	33-54	.611	42	54	96	2.7	83	3	29	28	12	28	153	4.4
TOTAL	35-2	684/19.5	51-140	.364	18-65	.277	33-54	.611	42	54	96	2.7	83	3	29	28	12	28	153	4.4



33 • ELLIOTT WELMER



Sophomore • F • 6-9 • 220 • Columbus, Ind. • Bridgton Academy | MAJOR: Business Admin.

THIS SEASON | Suffered an injury in the preseason and rehabbed in order to dress late in the season, which will be his final year with the Billikens ... was healthy enough to start on Senior Night, where he was celebrated afterward, his first game action since the 2016-17 season ... came on late in the A-10 semifinal game against Dayton.

2017-18 • RS Sophomore | Did not play due to injury.

2016-17 • RS Freshman | Appeared in all 33 games and made 31 starts ... scored 7.9 ppg and was second on the Billikens with 4.8 rpg ... led the team with 32 blocked shots, tied for the third most in school history for a freshman ... led the Billikens in scoring on four occasions (including ties) and in rebounding five times ... scored a career-high 18 points at George Washington, going 7-of-11 from the field and 4-of-7 from 3-point range ... tallied 17 points in back-to-back games against Richmond and Duquesne ... against the Dukes in the A-10 Tournament, he was 7-of-8 from the field and 2-of-2 from 3-point range to account for the 17 points ... scored 15 points in the victories against Southern Utah and Eastern Illinois.

2015-16 • Freshman | Suffered a foot injury in the preseason and took a medical redshirt.

Previous | Played a year at Bridgton Academy in Maine ... starred at Columbus North High School in Indiana ... posted averages of 16.0 ppg and 8.0 rpg as a senior while helping the Bulldogs to a 20-6 record.

SEASON/CAREER HIGHS

POINTS

SEASON:
CAREER: 18 at GW, 1/28/17

REBOUNDS

SEASON:
CAREER: 9 vs. Samford, 11/29/16

ASSISTS

SEASON:
CAREER: 2, five times

STEALS

SEASON:
CAREER: 2 vs. S. Utah, 11/14/16

BLOCKS

SEASON:
CAREER: 6 vs. SIUE, 12/17/16

FIELD GOALS MADE

SEASON:
CAREER: 7, twice

FIELD GOAL ATTEMPTS

SEASON: 1, twice
CAREER: 11, twice

3-PT. FIELD GOALS MADE

SEASON:
CAREER: 4, twice

3-PT. FIELD GOALS ATTEMPTED

SEASON:
CAREER: 7 at GW, 1/28/17

FREE THROWS MADE

SEASON:
CAREER: 6, twice

FREE THROWS ATTEMPTED

SEASON:
CAREER: 8 at Mason, 1/14/17

MINUTES PLAYED

SEASON: 2 vs. Duquesne, 3/6/19
CAREER: 41 vs. G. Mason, 2/1/17

WELMER'S 2018-19 GAME-BY-GAME STATS

Opponent	Date	gs	min	Total		3-Pointers		Free throws		Rebounds				pf	a	t/o	blk	stl	pts	avg
				fg-fga	pct	3fg-fga	pct	ft-fta	pct	off	def	tot	avg							
DUQUESNE	03/06/19	*	2	0-1	.000	0-0	.000	0-0	.000	0	0	0	0.0	1	0	1	0	0	0	0.0
vs Davidson	03/16/19		1	0-1	.000	0-0	.000	0-0	.000	0	0	0	0.0	1	0	0	0	0	0	0.0
Totals		1	3	0-2	.000	0-0	.000	0-0	.000	0	0	0	0.0	2	0	1	0	0	0	0.0

Games played: 2
Minutes/game: 1.5
FG Pct: 0.0

Turnovers/game: 0.5

WELMER'S CAREER STATISTICS

Season	gp-gs	min/avg	Total		3-Point		F-Throws		Rebounds				Scoring							
			fg-fga	pct	fg-fga	pct	ft-fta	pct	off	def	tot	avg	pf	fo	ast	to	blk	stl	pts	avg
2016-17	33-31	810/24.5	90-201	.448	33-89	.371	49-78	.628	42	116	158	4.8	89	0	25	38	32	15	262	7.9
2018-19	2-1	3/1.5	0-2	.000	0-0	.000	0-0	.000	0	0	0	0.0	2	0	0	1	0	0	0	0.0
TOTAL	35-32	813/23.2	90-203	.443	33-89	.371	49-78	.628	42	116	158	4.5	91	0	25	39	32	15	262	7.5



4 • DION WILEY



Senior • G • 6-4 • 210 • Oxon Hill, Md. • Maryland | MAJOR: Organizational Leadership

2018-19 • Senior | Has appeared in 26 games for the Billikens (two starts) ... third on the team with 31 3-pointers made ... averages 4.7 ppg off the bench ... hit two big 3-pointers in the A-10 Championship title game against St. Bonaventure ... registered a career-high 20 points on 6-of-11 shooting from the arc in the home game against Saint Joseph's ... had 17 points (3-of-3 from the arc) in the victory at Seton Hall ... missed the majority of December with a thigh injury,

2017-18 • RS Junior (Maryland) | Appeared in 28 games and made 16 starts ... averaged 5.8 ppg ... finished with career-high 36 three-pointers, shooting .367 from 3-point range.

2016-17 • RS Sophomore (Maryland) | Appeared in 20 games, averaging 3.2 ppg ... missed 13 games due to injury.

2015-16 • Sophomore (Maryland) | Missed the entire season with a torn right meniscus.

2014-15 • Freshman (Maryland) | Appeared in all 35 games, earning starts in two... averaged 4.1 ppg.

PREP | Rated 52nd in the nation and the number No. 3 recruit in the state of Maryland by ESPN.com ... selected to the Under Armour Elite 24 All-Star game ... two-time first-team Washington Post All-Metro ... averaged 17.6 points as a senior, leading Potomac to the Maryland state title ... led Potomac to the Maryland 3A championship finals, averaging 17.9 points, 8.3 rebounds and 6.4 assists ... participated in the NBPA top-100 camp ... played AAU for Team Takeover.

SEASON/CAREER HIGHS

POINTS

SEASON: 20 vs. SJU, 1/18/19
CAREER: 20 vs. SJU, 1/18/19

REBOUNDS

SEASON: 3, twice
CAREER: 6 vs. VMI, 11/30/14^

ASSISTS

SEASON: 2 vs. Pitt, 11/21/18
CAREER: 4 vs. New Mex., 11/25/18^

STEALS

SEASON: 1, twice
CAREER: 2, five times^

BLOCKS

SEASON: 1, three times
CAREER: 2, twice^

FIELD GOALS MADE

SEASON: 6 vs. SJU, 1/18/19
CAREER: 8 vs. VMI, 11/30/14^

FIELD GOAL ATTEMPTS

SEASON: 12 vs. SJU, 1/18/19
CAREER: 12, twice

3-PT. FIELD GOALS MADE

SEASON: 6 vs. SJU, 1/18/19
CAREER: 6 vs. SJU, 1/18/19

3-PT. FIELD GOALS ATTEMPTED

SEASON: 11 vs. SJU, 1/18/19
CAREER: 11 vs. SJU, 1/18/19

FREE THROWS MADE

SEASON: 6 at Seton Hall, 11/17/18
CAREER: 6 at Seton Hall, 11/17/18

FREE THROWS ATTEMPTED

SEASON: 10 at Seton Hall, 11/17/18
CAREER: 10 at Seton Hall, 11/17/18

MINUTES PLAYED

SEASON: 31 vs. SJU, 1/18/19
CAREER: 36 at Nebraska, 2/13/18^

^ career-high reached at Maryland

WILEY'S 2018-19 GAME-BY-GAME STATS

Opponent	Date	gs	min	Total		3-Pointers		Free throws		Rebounds				pf	a	t/o	blk	stl	pts	avg	
				fg-fga	pct	3fg-fga	pct	ft-fa	pct	off	def	tot	avg								
SOUTHEAST MISSOURI	11/06/18		26	3-9	.333	2-8	.250	1-2	.500	0	1	1	1.0	0	1	1	0	0	9	9.0	
TROY	11/10/18		16	2-8	.250	2-8	.250	0-0	.000	0	3	3	2.0	4	1	0	1	0	6	7.5	
NORTH ALABAMA	11/13/18		15	1-3	.333	1-3	.333	0-2	.000	0	0	0	1.3	6	1	1	0	0	3	6.0	
at Seton Hall	11/17/18		25	4-5	.800	3-3	1.000	6-10	.600	0	0	0	1.0	8	0	1	0	0	17	8.8	
vs Pitt	11/21/18	*	13	0-2	.000	0-1	.000	0-0	.000	1	1	2	1.2	0	2	0	0	0	0	7.0	
BUTLER	12/01/18		9	0-1	.000	0-1	.000	0-0	.000	0	1	1	1.2	1	1	1	0	1	0	5.8	
RHODE ISLAND	01/06/19		4	0-1	.000	0-1	.000	0-0	.000	0	0	0	1.0	0	0	0	0	0	0	5.0	
MASSACHUSETTS	01/09/19		2	0-3	.000	0-3	.000	0-0	.000	0	0	0	0.9	0	0	0	0	1	0	4.4	
at La Salle	01/12/19		12	1-3	.333	1-3	.333	2-2	1.000	0	2	2	1.0	2	1	1	0	0	5	4.4	
at Fordham	01/15/19		20	1-7	.143	1-7	.143	0-0	.000	0	1	1	1.0	0	1	1	0	0	3	4.3	
SAINT JOSEPH'S	01/18/19		31	6-12	.500	6-11	.545	2-3	.667	0	3	3	1.2	1	0	0	0	0	20	5.7	
at Duquesne	01/23/19		15	3-7	.429	1-5	.200	0-0	.000	0	3	3	1.3	4	0	2	1	0	7	5.8	
DAVIDSON	01/26/19		17	2-6	.333	1-5	.200	0-0	.000	0	0	0	1.2	2	0	1	1	0	5	5.8	
RICHMOND	01/30/19		18	1-4	.250	1-4	.250	0-0	.000	0	0	0	1.1	1	0	0	0	0	3	5.6	
at Rhode Island	02/02/19		18	3-4	.750	1-1	1.000	0-0	.000	1	1	2	1.2	1	0	0	0	0	7	5.7	
DAYTON	02/05/19		18	1-4	.250	1-3	.333	0-0	.000	0	1	1	1.2	1	0	0	0	0	3	5.5	
at Saint Joseph's	02/08/19		25	3-11	.273	3-10	.300	0-0	.000	0	0	0	1.1	1	3	1	1	0	9	5.7	
at George Washington	02/13/19		14	2-6	.333	2-5	.400	0-0	.000	0	0	0	1.1	4	0	2	0	0	6	5.7	
LA SALLE	02/16/19		17	0-3	.000	0-3	.000	0-0	.000	0	1	1	1.1	0	1	0	0	0	0	5.4	
at VCU	02/26/19		8	0-1	.000	0-1	.000	1-2	.500	0	0	0	1.0	1	1	0	0	0	1	5.2	
GEORGE MASON	03/02/19		17	2-4	.500	2-4	.500	0-0	.000	0	1	1	1.0	1	0	0	0	1	6	5.2	
DUQUESNE	03/06/19	*	8	1-2	.500	1-2	.500	0-0	.000	0	0	0	1.0	0	0	0	0	0	3	5.1	
at St. Bonaventure	03/09/19		16	0-5	.000	0-3	.000	2-2	1.000	0	0	0	0.9	1	0	0	0	0	2	5.0	
vs Richmond	03/14/19		6	0-1	.000	0-1	.000	0-0	.000	0	0	0	0.9	0	0	0	0	0	0	4.8	
vs Dayton	03/15/19		5	0-1	.000	0-1	.000	0-0	.000	0	1	1	0.9	0	0	0	0	0	0	4.6	
vs St. Bonaventure	03/17/19		15	2-5	.400	2-5	.400	0-0	.000	1	0	1	0.9	0	0	0	0	1	6	4.7	
Totals			2	390	38-118	.322	31-102	.304	14-23	.609	3	20	23	0.9	39	13	12	4	4	121	4.7

WILEY'S CAREER STATISTICS

Season	* at Maryland		Total		3-Point		F-Throws		Rebounds				Scoring							
	gp-gs	min/avg	fg-fga	pct	fg-fga	pct	ft-fa	pct	off	def	tot	avg	pf	fo	ast	to	blk	stl	pts	avg
2014-15*	35-2	474/13.5	48-126	.381	24-73	.329	23-36	.639	11	41	52	1.5	0	20	20	31	7	10	143	4.1
2016-17*	20-0	205/10.3	19-59	.322	15-40	.375	10-14	.714	10	19	29	1.5	21	0	11	12	4	4	63	3.2
2017-18*	28-16	608/21.7	59-141	.418	36-98	.367	7-9	.778	7	44	51	1.8	31	0	19	22	4	13	161	5.8
2018-19	26-2	390/15.0	38-118	.322	31-102	.304	14-23	.609	3	20	23	0.9	39	2	13	12	4	4	121	4.7
TOTAL	26-2	390/15.0	38-118	.322	31-102	.304	14-23	.609	3	20	23	0.9	39	2	13	12	4	4	121	4.7
All*	109-20	1677/15.4	164-444	.369	106-313	.339	54-82	.659	31	124	155	1.4	91	22	63	77	19	31	488	4.5



12 • BRANDON COURTNEY



Fr. • G • 6-3 • 175 • Trenton, Ill. • Wesclin | MAJOR: Business Administration

2018-19 • Freshman | Made his first appearance in the Billikens' win against App State.

Previous | All-Conference guard at Wesclin High School ... averaged 10.4 ppg as a senior and 11.1 ppg his junior season ... helped team to back-to-back regional championships ... scored 34 points and was 8-of-9 from 3-point range in the regional championship his junior year.



30 • JOSHUA HIGHTOWER



So. • G • 6-3 • 165 • Cooksville, Md. • ASA College | MAJOR: Business Administration

2018-19 • Sophomore | Former manager added to the roster on Jan. 30.

Previous | All-Region player for ASA College in Brooklyn, New York, in 2017-18 ... one of the Avengers' top scorers ... played point guard at Glenelg Country School outside of Baltimore ... turned in a 41-point game his senior year, the third-highest point total in a game in school history.



31 • JACK RABOIN



Jr. • G • 6-6 • 205 • Mattoon, Ill. • Lake Land | MAJOR: Communication

2018-19 • Junior | Was 2-of-2 from the field (including a trey) for five points against App State, his first points as a Billiken.

Previous | Sat out last year after joining the Billikens from Lake Land Community College in Mattoon, Illinois, where he played for two years.

GAME 1: SAINT LOUIS 75, SEMO 65

GAME 2: SAINT LOUIS 62, TROY 58

Official Basketball Box Score -- Game Totals -- Final Statistics Southeast Missouri vs Saint Louis 11/06/18 7:00 pm at St. Louis, Mo. (Chaifetz Arena)

Table with columns for Player, FG-FGA, 3-Ptr, FT-FTA, Rebounds (Off, Def, Tot), PF, TP, A, TO, Blk, Stl, Min. Includes team totals and game statistics for Southeast Missouri 65 vs Saint Louis 75.

Table with columns for Player, FG-FGA, 3-Ptr, FT-FTA, Rebounds (Off, Def, Tot), PF, TP, A, TO, Blk, Stl, Min. Includes team totals and game statistics for Saint Louis 75 vs SEMO 65.

Officials: Rick Crawford, Eric Anderson, Ed Crenshaw. Technical fouls: Southeast Missouri-None. Saint Louis-None. Attendance: 6028. Score by periods table and game notes.

Official Basketball Box Score -- Game Totals -- Final Statistics Troy vs Saint Louis 11/10/18 7:00 pm at St. Louis, Mo. (Chaifetz Arena)

Table with columns for Player, FG-FGA, 3-Ptr, FT-FTA, Rebounds (Off, Def, Tot), PF, TP, A, TO, Blk, Stl, Min. Includes team totals and game statistics for Troy 58 vs Saint Louis 62.

Table with columns for Player, FG-FGA, 3-Ptr, FT-FTA, Rebounds (Off, Def, Tot), PF, TP, A, TO, Blk, Stl, Min. Includes team totals and game statistics for Saint Louis 62 vs Troy 58.

Officials: Paul Faia, Patrick Harwood, Tim Comer. Technical fouls: Troy-None. Saint Louis-None. Attendance: 6523. Score by periods table and game notes.

GAME 3: SAINT LOUIS 69, NORTH ALABAMA 58

GAME 4: SAINT LOUIS 66, SETON HALL 64

Official Basketball Box Score -- Game Totals -- Final Statistics North Alabama vs Saint Louis 11/13/18 7:00 pm at St. Louis, Mo. (Chaifetz Arena)

Table with columns for Player, FG-FGA, 3-Ptr, FT-FTA, Rebounds (Off, Def, Tot), PF, TP, A, TO, Blk, Stl, Min. Includes team totals and game statistics for North Alabama 58 vs Saint Louis 69.

Table with columns for Player, FG-FGA, 3-Ptr, FT-FTA, Rebounds (Off, Def, Tot), PF, TP, A, TO, Blk, Stl, Min. Includes team totals and game statistics for Saint Louis 69 vs North Alabama 58.

Officials: James Breeding, Chance Moore, Bill Covington Jr. Technical fouls: North Alabama-None. Saint Louis-TEAM. Attendance: 4972. Score by periods table and game notes.

Official Basketball Box Score -- Game Totals -- Final Statistics Saint Louis vs Seton Hall 11/17/18 8:00 pm at Newark, NJ (Prudential Center)

Table with columns for Player, FG-FGA, 3-Ptr, FT-FTA, Rebounds (Off, Def, Tot), PF, TP, A, TO, Blk, Stl, Min. Includes team totals and game statistics for Saint Louis 66 vs Seton Hall 64.

Table with columns for Player, FG-FGA, 3-Ptr, FT-FTA, Rebounds (Off, Def, Tot), PF, TP, A, TO, Blk, Stl, Min. Includes team totals and game statistics for Seton Hall 64 vs Saint Louis 66.

Officials: Matt Potter, Tony Chiazza, James Breeding. Technical fouls: Saint Louis-None. Seton Hall-None. Attendance: 7854. Score by periods table and game notes.

GAME 5: PITT 75, SAINT LOUIS 73

Official Basketball Box Score -- Game Totals -- Final Statistics
Saint Louis vs Pitt
11/21/18 12:00 pm at Brooklyn, N.Y. (Barclays Center)

Saint Louis 73 • 4-1

Table with 15 columns: Player, FG-FGA, 3-Ptr, FT-FTA, Rebounds, PF, TP, A TO Blk Stl, Min. Rows include Gordon, Carte'Are, French, Hasahn, Goodwin, Jordan, Bess, Javon, Wiley, Dion, Foreman, D.J., Tramine Isabell Jr., Jacobs, Demarius, Fred Thatch Jr., KC Hankton, Ingui Gudmundsson, Team, and Totals.

FG % 1st Half: 14-34 41.2% 2nd half: 15-34 44.1% Game: 29-68 42.6%
3FG % 1st Half: 1-5 20.0% 2nd half: 4-10 40.0% Game: 5-15 33.3%
FT % 1st Half: 4-7 57.1% 2nd half: 6-9 66.7% Game: 10-16 62.5%

Pitt 75 • 6-0

Table with 15 columns: Player, FG-FGA, 3-Ptr, FT-FTA, Rebounds, PF, TP, A TO Blk Stl, Min. Rows include Chukwuka, Kene, Johnson, Xavier, McGowens, Trey, Ellison, Malik, Toney, Au'Diese, Wilson-Fram, Jared, N'DJR, Sidy, Brown, Terrell, Team, and Totals.

FG % 1st Half: 11-28 39.3% 2nd half: 13-27 48.1% Game: 24-55 43.6%
3FG % 1st Half: 2-7 28.6% 2nd half: 2-5 40.0% Game: 4-12 33.3%
FT % 1st Half: 14-22 63.6% 2nd half: 9-12 75.0% Game: 23-34 67.6%

Officials: Mike Eades, Lee Cassell, Bill Covington
Technical fouls: Saint Louis-JACOBS, Demarius; Pitt-McGOWENS, Trey.
Attendance: 355
Barclays Center Classic

Score by periods table with columns: 1st, 2nd, Total. Rows for Saint Louis (33, 40, 73) and Pitt (38, 37, 75).

Last FG - SLU 2nd-00:00, UP 2nd-01:19.
Largest lead - SLU by 4 1st-12:28, UP by 7 1st-01:12.
SLU led for 06:17. UP led for 22:25. Game was tied for 11:18.

Score tied - 15 times.
Lead changed - 12 times.

GAME 6: SAINT LOUIS 73, CENTRAL ARK. 61

Official Basketball Box Score -- Game Totals -- Final Statistics
Central Arkansas vs Saint Louis
11/24/18 3:00 pm at

Central Arkansas 61 • 4-5

Table with 15 columns: Player, FG-FGA, 3-Ptr, FT-FTA, Rebounds, PF, TP, A TO Blk Stl, Min. Rows include Eddy Kavouloud, Hayden Koval, Khaleem Bennett, Thatch Unruh, Deandre Jones, SK Shittu, Aaron Weidenaar, Matthew Mondesir, Tanner Schmit, Team, and Totals.

FG % 1st Half: 11-28 39.3% 2nd half: 9-28 32.1% Game: 20-56 35.7%
3FG % 1st Half: 6-10 60.0% 2nd half: 2-15 13.3% Game: 8-25 32.0%
FT % 1st Half: 2-5 40.0% 2nd half: 11-13 84.6% Game: 13-18 72.2%

Saint Louis 73 • 7-2

Table with 15 columns: Player, FG-FGA, 3-Ptr, FT-FTA, Rebounds, PF, TP, A TO Blk Stl, Min. Rows include Carte'Are Gordon, Hasahn French, Jordan Goodwin, Tramine Isabell Jr., Javon Bess, D.J. Foreman, Demarius Jacobs, Fred Thatch Jr., KC Hankton, Team, and Totals.

FG % 1st Half: 12-27 44.4% 2nd half: 10-25 40.0% Game: 22-52 42.3%
3FG % 1st Half: 4-9 44.4% 2nd half: 3-7 42.9% Game: 7-16 43.8%
FT % 1st Half: 6-9 66.7% 2nd half: 16-23 69.6% Game: 22-32 68.8%

Officials: Anthony Burris, Bret Smith, Anthony Jordan
Technical fouls: Central Arkansas-None. Saint Louis-None.
Attendance: 6512

Score by periods table with columns: 1st, 2nd, Total. Rows for Central Arkansas (30, 31, 61) and Saint Louis (34, 39, 73).

Last FG - UCA 2nd-00:52, SLU 2nd-03:25.
Largest lead - UCA by 2 1st-19:17, SLU by 14 2nd-00:11.
UCA led for 00:20. SLU led for 38:57. Game was tied for 00:43.

Score tied - 0 times.
Lead changed - 1 time.

GAME 7: SAINT LOUIS 64, BUTLER 52

Official Basketball Box Score -- Game Totals -- Final Statistics
Butler vs Saint Louis
12/01/18 4:00 pm at St. Louis, Mo. (Chaifetz Arena)

Butler 52 • 5-2

Table with 15 columns: Player, FG-FGA, 3-Ptr, FT-FTA, Rebounds, PF, TP, A TO Blk Stl, Min. Rows include Sean McDermott, Nate Fowler, Aaron Thompson, Kamar Baldwin, Paul Jorgensen, Henry Baddley, Jerald Gillens-Butle, Christian David, Joey Brunk, Team, and Totals.

FG % 1st Half: 9-30 30.0% 2nd half: 9-34 26.5% Game: 18-64 28.1%
3FG % 1st Half: 4-14 28.6% 2nd half: 0-10 0.0% Game: 4-24 16.7%
FT % 1st Half: 2-2 100.0% 2nd half: 10-13 76.9% Game: 12-15 80.0%

Saint Louis 64 • 6-1

Table with 15 columns: Player, FG-FGA, 3-Ptr, FT-FTA, Rebounds, PF, TP, A TO Blk Stl, Min. Rows include Carte'Are Gordon, Hasahn French, Jordan Goodwin, Tramine Isabell Jr., Javon Bess, D.J. Foreman, Dion Wiley, Fred Thatch Jr., Team, and Totals.

FG % 1st Half: 11-22 50.0% 2nd half: 9-21 42.9% Game: 20-43 46.5%
3FG % 1st Half: 2-7 28.6% 2nd half: 3-8 37.5% Game: 5-15 33.3%
FT % 1st Half: 6-12 50.0% 2nd half: 13-18 72.2% Game: 19-30 63.3%

Officials: Evon Burroughs, Wallace Rutcecki Jr., Tim Clougherty
Technical fouls: Butler-None. Saint Louis-None.
Attendance: 9572

Score by periods table with columns: 1st, 2nd, Total. Rows for Butler (24, 28, 52) and Saint Louis (30, 34, 64).

Last FG - BUT 2nd-01:45, SLU 2nd-03:54.
Largest lead - BUT by 8 1st-09:18, SLU by 15 2nd-06:00.
BUT led for 11:52. SLU led for 27:00. Game was tied for 01:08.

Score tied - 1 time.
Lead changed - 2 times.

GAME 8: SOUTHERN ILLINOIS 61, SAINT LOUIS 56

Official Basketball Box Score -- Game Totals -- Final Statistics
Saint Louis vs Southern Illinois
12/05/18 7:00 PM at Carbondale, Ill. (SIU Arena)

Saint Louis 56 • 6-3

Table with 15 columns: Player, FG-FGA, 3-Ptr, FT-FTA, Rebounds, PF, TP, A TO Blk Stl, Min. Rows include Goodwin, Jordan, Tramine Isabell Jr., Bess, Javon, Gordon, Carte'are, French, Hasahn, Foreman, D.J., Jacobs, Demarius, Fred Thatch Jr., Hankton, Kc, Team, and Totals.

FG % 1st Half: 10-30 33.3% 2nd half: 13-39 33.3% Game: 23-69 33.3%
3FG % 1st Half: 3-14 21.4% 2nd half: 3-12 25.0% Game: 6-26 23.1%
FT % 1st Half: 0-1 0.0% 2nd half: 4-8 50.0% Game: 4-9 44.4%

Southern Illinois 61 • 6-3

Table with 15 columns: Player, FG-FGA, 3-Ptr, FT-FTA, Rebounds, PF, TP, A TO Blk Stl, Min. Rows include Phippen, Kavion, Bartley, Marcus, Cook, Aaron, Lloyd, Sean, Fletcher, Armon, McGill, Eric, Beane, Darius, Stradnieks, Rudy, Bol, Thiek, Team, and Totals.

FG % 1st Half: 12-27 44.4% 2nd half: 11-24 45.8% Game: 23-51 45.1%
3FG % 1st Half: 0-7 0.0% 2nd half: 4-11 36.4% Game: 4-18 22.2%
FT % 1st Half: 3-4 75.0% 2nd half: 8-17 47.1% Game: 11-21 52.4%

Officials: John Higgins, Paul Janssen, Chance Moore
Technical fouls: Saint Louis-None. Southern Illinois-None.
Attendance: 5021

Score by periods table with columns: 1st, 2nd, Total. Rows for Saint Louis (23, 33, 56) and Southern Illinois (27, 34, 61).

Last FG - SLU 2nd-00:32, SIU 2nd-04:59.
Largest lead - SLU by 1 1st-05:41, SIU by 12 2nd-06:48.
SLU led for 00:12. SIU led for 38:17. Game was tied for 01:20.

Score tied - 3 times.
Lead changed - 2 times.

GAME 9: SAINT LOUIS 65, OREGON STATE 61

Official Basketball Box Score -- Game Totals -- Final Statistics
Oregon State vs Saint Louis
12/09/18 2:30 pm at St. Louis, Mo. (Chaifetz Arena)

Oregon State 61 • 6-2

#	Player	Total			3-Ptr			Rebounds			PF	TP	A	TO	Blk	Stl	Min
		FG-FGA	FG-FGA	FT-FTA	Off	Def	Tot	Off	Def	Tot							
03	Tres Tinkle	f	5-11	2-6	3-4	1	9	10	4	15	4	5	0	1	37		
04	Alfred Hollins	f	0-5	0-3	0-0	0	2	2	4	0	1	5	0	0	27		
24	Kylor Kelley	f	2-3	0-0	2-2	2	4	6	5	6	0	0	2	0	23		
01	Stephen Thompson Jr.	g	4-18	2-7	0-0	2	2	4	2	10	5	2	0	2	38		
05	Ethan Thompson	g	7-11	1-3	7-10	4	7	11	2	22	3	4	0	3	38		
11	Zach Reichle	g	1-3	1-3	0-0	0	1	1	2	3	2	0	0	2	20		
13	Antoine Vernon	g	0-0	0-0	0-0	0	0	0	1	0	0	0	0	0	2		
14	Jack Wilson	g	0-0	0-0	0-0	0	0	0	1	0	0	0	0	0	7		
22	Warren Washington	g	2-2	0-0	1-1	1	0	1	4	5	0	0	0	0	8		
Team						2			0			1			8		
Totals			21-53	6-22	13-17	12	25	37	25	61	15	17	2	8	200		

FG % 1st Half: 12-26 46.2% 2nd half: 9-27 33.3% Game: 21-53 39.6%
3FG % 1st Half: 3-11 27.3% 2nd half: 3-11 27.3% Game: 6-22 27.3%
FT % 1st Half: 2-4 50.0% 2nd half: 11-13 84.6% Game: 13-17 76.5%

Saint Louis 65 • 7-2

#	Player	Total			3-Ptr			Rebounds			PF	TP	A	TO	Blk	Stl	Min
		FG-FGA	FG-FGA	FT-FTA	Off	Def	Tot	Off	Def	Tot							
01	D.J. Foreman	f	1-6	0-0	3-5	4	2	6	2	5	2	2	0	1	20		
11	Hasahn French	f	1-6	0-0	0-0	2	2	4	4	2	3	2	0	0	34		
00	Jordan Goodwin	g	2-7	1-2	0-0	1	3	4	4	5	2	3	0	2	33		
03	Javon Bess	g	9-16	3-5	3-7	0	4	4	2	24	2	0	1	5	38		
20	Fred Thatch Jr.	g	5-7	4-5	2-5	2	3	5	2	16	2	2	1	1	37		
05	Carte'Are Gordon	g	3-7	0-0	5-13	2	3	5	1	11	1	3	2	0	24		
15	Demarius Jacobs	g	0-1	0-0	2-2	1	1	2	4	2	0	3	0	0	12		
23	KC Hankton	g	0-0	0-0	0-0	0	0	0	0	0	0	0	0	0	2		
Team						1			5			6			200		
Totals			21-50	8-12	15-32	13	23	36	19	65	12	15	4	10	200		

FG % 1st Half: 11-28 39.3% 2nd half: 10-22 45.5% Game: 21-50 42.0%
3FG % 1st Half: 4-7 57.1% 2nd half: 4-5 80.0% Game: 8-12 66.7%
FT % 1st Half: 7-11 63.6% 2nd half: 8-21 38.1% Game: 15-32 46.9%

Officials: Chance Moore, Ray Natili, Kipp Kissinger
Technical fouls: Oregon State-None. Saint Louis-None.
Attendance: 6853

Score by periods	1st	2nd	Total
Oregon State	29	32	61
Saint Louis	33	32	65

Last FG - OSU 2nd-00:05, SLU 2nd-01:40.
Largest lead - OSU by 6 1st-17:25, SLU by 12 2nd-13:55.
OSU led for 06:41. SLU led for 31:04. Game was tied for 01:25.

Points In Off 2nd Fast
OSU 28 19 T/O 8 12 8
SLU 20 19 10 7 13

Score tied - 1 time.
Lead changed - 9 times.

GAME 10: HOUSTON 68, SAINT LOUIS 64

Official Basketball Box Score -- Game Totals -- Final Statistics
Saint Louis vs Houston
12/16/18 2:00 pm at Houston, Texas (Fertitta Center)

Saint Louis 64 • 7-3

#	Player	Total			3-Ptr			Rebounds			PF	TP	A	TO	Blk	Stl	Min
		FG-FGA	FG-FGA	FT-FTA	Off	Def	Tot	Off	Def	Tot							
01	D.J. Foreman	f	1-5	0-0	2-5	0	2	2	2	4	1	0	1	0	23		
11	Hasahn French	f	2-5	0-0	2-4	3	5	8	5	6	1	0	0	1	28		
00	Jordan Goodwin	g	4-13	0-3	3-6	4	6	10	2	11	1	1	0	2	39		
03	Javon Bess	g	6-15	3-8	2-2	3	2	5	3	17	0	1	0	1	38		
20	Fred Thatch Jr.	g	1-4	0-1	0-0	1	0	1	4	2	0	1	0	1	12		
02	Tramaine Isabell Jr.	g	5-12	2-5	4-5	1	3	4	2	16	2	3	0	2	29		
05	Carte'Are Gordon	g	3-5	1-1	1-1	0	4	4	2	8	1	2	2	0	28		
15	Demarius Jacobs	g	0-1	0-1	0-0	0	0	0	0	0	0	0	0	0	3		
Team						1			1			7			200		
Totals			22-60	6-19	14-23	12	23	35	20	64	6	8	3	7	200		

FG % 1st Half: 9-26 34.6% 2nd half: 13-34 38.2% Game: 22-60 36.7%
3FG % 1st Half: 3-10 30.0% 2nd half: 3-9 33.3% Game: 6-19 31.6%
FT % 1st Half: 6-9 66.7% 2nd half: 8-14 57.1% Game: 14-23 60.9%

Houston 68 • 10-0

#	Player	Total			3-Ptr			Rebounds			PF	TP	A	TO	Blk	Stl	Min
		FG-FGA	FG-FGA	FT-FTA	Off	Def	Tot	Off	Def	Tot							
23	Cedrick Alley Jr.	f	2-6	1-5	0-0	0	0	0	1	5	1	2	0	1	12		
24	Breaon Brady	f	0-0	0-0	0-0	1	4	5	4	0	0	2	0	0	7		
03	Armoni Brooks	g	5-12	1-7	2-4	1	7	8	2	13	1	0	0	1	33		
05	Covey Davis Jr.	g	4-11	3-5	6-6	3	3	6	1	17	2	2	0	1	39		
25	Galen Robinson, Jr.	g	6-10	1-1	0-1	0	3	3	4	13	3	3	0	2	33		
01	Chris Harris Jr.	g	0-0	0-0	0-0	1	3	4	0	0	0	0	0	0	4		
11	Nate Hinton	g	0-1	0-0	0-0	0	0	0	0	0	0	1	0	0	3		
13	DeJon Jarreau	g	2-5	0-2	6-9	0	3	3	4	10	1	2	1	1	14		
20	Tramaine Isabell Jr.	g	2-3	0-0	4-5	3	3	6	3	8	1	2	0	0	31		
35	Brison Gresham	g	1-2	0-0	0-0	1	4	5	3	2	1	0	2	0	24		
Team						1			1			2			200		
Totals			22-50	6-20	18-25	10	31	41	22	68	10	14	5	6	200		

FG % 1st Half: 11-26 42.3% 2nd half: 11-24 45.8% Game: 22-50 44.0%
3FG % 1st Half: 2-11 18.2% 2nd half: 4-9 44.4% Game: 6-19 31.6%
FT % 1st Half: 5-7 71.4% 2nd half: 13-18 72.2% Game: 18-25 72.0%

Officials: Owen Shortt, Marques Pettigrew, Steven Anderson
Technical fouls: Saint Louis-Javon Bess. Houston-Galen Robinson, Jr..
Attendance: 6131

Score by periods	1st	2nd	Total
Saint Louis	27	37	64
Houston	29	39	68

Last FG - SLU 2nd-01:45, HOU 2nd-00:29.
Largest lead - SLU by 6 2nd-18:18, HOU by 9 1st-12:41.
SLU led for 08:19. HOU led for 23:15. Game was tied for 08:26.

Points In Off 2nd Fast
SLU 28 15 T/O 13 12 24
HOU 26 12 13 12 20

Score tied - 9 times.
Lead changed - 14 times.

GAME 11: SAINT LOUIS 74, NC CENTRAL 65

Official Basketball Box Score -- Game Totals -- Final Statistics
N.C. Central vs Saint Louis
12/19/18 7:00 pm at St. Louis, Mo. (Chaifetz Arena)

N.C. Central 65 • 4-9

#	Player	Total			3-Ptr			Rebounds			PF	TP	A	TO	Blk	Stl	Min
		FG-FGA	FG-FGA	FT-FTA	Off	Def	Tot	Off	Def	Tot							
01	Zacarry Douglas	f	4-8	1-3	0-0	0	9	9	1	9	6	1	2	1	30		
32	Raasean Davis	c	6-8	0-0	0-0	1	2	3	4	12	1	6	1	2	28		
00	Larry McKnight Jr.	g	3-6	1-2	2-2	0	1	1	5	9	1	1	0	0	33		
10	Rashann London	g	1-1	0-0	0-0	0	0	0	2	2	3	2	0	1	8		
11	Randy Miller Jr.	g	4-9	2-5	2-2	1	1	2	3	12	0	3	0	0	31		
02	Jibri Blount	g	2-4	0-0	0-0	0	2	2	3	4	2	4	1	1	17		
03	Roderick Taylor	g	1-1	0-0	0-0	0	1	1	2	2	0	1	0	0	6		
04	Jordan Perkins	g	1-2	0-0	3-4	0	0	0	1	5	1	3	0	1	10		
05	Reggie Gardner Jr.	g	2-4	1-2	0-0	0	0	0	0	5	0	2	0	1	10		
20	Julian Walters	g	2-2	1-1	0-0	0	3	3	2	5	1	0	0	0	22		
55	John Guerra	g	0-0	0-0	0-0	0	0	0	0	1	0	0	0	0	5		
Team						1			2			5			200		
Totals			26-45	6-13	7-8	3	20	23	23	65	20	24	4	7	200		

FG % 1st Half: 14-23 60.9% 2nd half: 12-22 54.5% Game: 26-45 57.8%
3FG % 1st Half: 5-9 55.6% 2nd half: 1-4 25.0% Game: 6-13 46.2%
FT % 1st Half: 3-4 75.0% 2nd half: 4-4 100.0% Game: 7-8 87.5%

Saint Louis 74 • 8-3

#	Player	Total			3-Ptr			Rebounds			PF	TP	A	TO	Blk	Stl	Min
		FG-FGA	FG-FGA	FT-FTA	Off	Def	Tot	Off	Def	Tot							
05	Carte'Are Gordon	f	4-8	0-1	2-3	4	2	6	2	10	0	2	2	1	29		
11	Hasahn French	f	3-10	0-0	0-0	3	4	7	1	6	3	1	2	0	37		
00	Jordan Goodwin	g	7-10	1-2	1-3	2	1	3	1	16	5	5	0	6	35		
02	Tramaine Isabell Jr.	g	4-8	1-3	1-2	1	3	4	1	10	4	4	0	3	24		
03	Javon Bess	g	6-13	4-7	3-4	2	4	6	4	19	6	3	0	1	39		
01	D.J. Foreman	g	4-5	0-0	1-5	0	1	1	1	9	0	3	0	0	12		
15	Demarius Jacobs	g	0-0	0-0	0-2	0	0	0	2	0	0	0	0	0	1		
20	Fred Thatch Jr.	g	2-7	0-2	0-0	3	0	3	4	4	2	0	0	0	16		
Team						1			2			4			200		
Totals			30-61	6-15	8-19	16	16	32	16	74							

GAME 13: SAINT LOUIS 83, APP STATE 55

Official Basketball Box Score -- Game Totals -- Final Statistics
Appalachian State vs Saint Louis
12/30/18 2:00 pm at St. Louis, Mo. (Chaifetz Arena)

Appalachian State 55 • 5-8

#	Player	Total	3-Ptr			Rebounds			PF	TP	A	TO	Blk	Stl	Min
			FG-FGA	FG-FGA	FT-FTA	Off	Def	Tot							
00	Isaac Johnson	f	4-10	0-3	3-5	3	10	13	2	11	2	0	0	0	33
32	Tyrell Johnson	f	2-9	0-2	3-4	1	3	4	0	7	0	0	0	1	21
0	Hunter Seacat	f	1-3	0-0	1-2	0	0	0	3	3	1	0	0	0	12
01	Justin Forrest	g	2-10	1-2	4-4	2	3	5	1	9	2	3	0	1	22
02	Romshad Shabazz	g	5-11	2-6	1-1	0	3	3	1	13	1	1	0	0	35
03	Nick Hough	g	0-1	0-1	0-0	0	0	0	0	0	0	0	0	0	1
04	O'Shown Williams	g	0-2	0-2	0-0	0	0	0	0	0	1	0	0	0	14
10	Michael Bibby	g	1-3	0-2	0-0	0	0	0	0	2	1	1	0	0	14
11	Joseph Battle	g	2-2	0-0	1-2	2	1	3	4	5	0	2	0	0	9
13	Kevin Kerley	g	0-0	0-0	0-0	0	0	0	0	0	0	0	0	0	1
14	Bennett Holley	g	0-2	0-2	0-0	0	0	0	0	2	0	0	0	1	5
15	Jake Wilson	g	0-2	0-0	0-0	0	0	2	0	0	0	0	0	0	6
20	Adrian Delph	g	2-4	1-2	0-0	1	0	1	3	5	0	4	0	2	19
22	Breki Gylfason	g	0-0	0-0	0-0	0	0	0	3	0	0	0	0	0	6
23	Trey Ford	g	0-0	0-0	0-0	0	0	0	0	0	0	0	0	0	1
	Team					2	3	5							
	Totals		19-59	4-22	13-18	11	25	36	19	55	8	11	0	5	200

FG % 1st Half: 11-29 37.9% 2nd half: 8-30 26.7% Game: 19-59 32.2%
3FG % 1st Half: 3-11 27.3% 2nd half: 1-11 9.1% Game: 4-22 18.2%
FT % 1st Half: 3-3 100.0 2nd half: 10-15 66.7% Game: 13-18 72.2%

Saint Louis 83 • 9-4

#	Player	Total	3-Ptr			Rebounds			PF	TP	A	TO	Blk	Stl	Min
			FG-FGA	FG-FGA	FT-FTA	Off	Def	Tot							
01	D.J. Foreman	f	1-1	0-0	0-1	3	1	4	1	2	0	1	1	0	14
11	Hasahn French	f	5-14	0-0	1-3	4	8	12	4	11	1	0	1	2	31
00	Jordan Goodwin	g	5-8	0-3	1-2	2	4	6	0	11	3	0	0	1	31
02	Tramaine Isabell Jr.	g	5-14	2-7	1-2	1	4	5	1	13	6	2	0	0	29
03	Javon Bess	g	8-13	1-3	3-3	3	6	9	2	20	0	0	1	0	35
05	Carte/Are Gordon	g	1-2	0-0	3-4	0	3	3	5	2	0	0	1	1	12
12	Brandon Courtney	g	0-1	0-0	0-0	0	0	0	0	0	0	0	0	0	2
15	Demarius Jacobs	g	1-2	0-1	0-2	0	1	1	2	2	0	1	0	0	4
20	Fred Thatch Jr.	g	3-6	1-3	2-2	1	3	4	1	9	0	2	0	2	18
23	KC Hankton	g	1-3	1-3	2-2	1	1	2	0	5	0	0	0	0	19
24	Ingvi Gudmundsson	g	0-1	0-1	0-0	0	1	1	1	0	0	0	0	0	3
31	Jack Raboin	g	2-2	1-1	0-0	1	0	1	0	5	0	0	0	0	2
	Team					0	1	1							
	Totals		32-68	6-22	13-21	16	33	49	17	83	14	5	5	6	200

FG % 1st Half: 12-31 38.7% 2nd half: 20-37 54.1% Game: 32-68 47.1%
3FG % 1st Half: 3-11 27.3% 2nd half: 3-11 27.3% Game: 6-22 27.3%
FT % 1st Half: 7-12 58.3% 2nd half: 6-9 66.7% Game: 13-21 61.9%

Officials: Bart Lenox,Vladimir Voyard-Tadal,Bert Smith
Technical fouls: Appalachian State-None. Saint Louis-None.
Attendance: 7143

Score by periods	1st	2nd	Total
Appalachian State	28	27	55
Saint Louis	34	49	83

	Points	In	Off	2nd	Fast	Bench
	APP	Paint	T/O	Chance	Break	
SLU	20	4	11	6	12	26
SLU	40	19	19	8	12	12

GAME 14: SAINT LOUIS 60, RHODE ISLAND 53

Official Basketball Box Score -- Game Totals -- Final Statistics
Rhode Island vs Saint Louis
01/06/19 3:00 pm at St. Louis, Mo. (Chaifetz Arena)

Rhode Island 53 • 7-6

#	Player	Total	3-Ptr			Rebounds			PF	TP	A	TO	Blk	Stl	Min
			FG-FGA	FG-FGA	FT-FTA	Off	Def	Tot							
00	Jermaine Harris	f	1-3	0-0	0-0	1	1	2	2	2	0	4	0	0	24
10	Cyril Langevine	f	1-8	0-1	4-7	2	8	10	3	6	0	1	1	0	29
04	Tyrese Martin	g	7-14	4-6	0-0	2	4	6	1	18	0	1	0	1	37
11	Jeff Dowtin	g	2-10	1-4	6-6	0	1	1	2	11	6	5	0	5	36
25	Christian Thompson	g	2-5	0-3	1-3	1	3	4	5	5	2	4	0	1	21
05	Ryan Preston	g	0-0	0-0	0-0	0	1	1	3	0	0	0	2	0	8
12	Dana Tate	g	4-8	1-4	0-0	2	8	10	2	9	2	2	0	1	31
15	Omar Silverio	g	1-4	0-0	0-0	0	1	1	0	2	0	0	0	0	14
	Team					2	2	4	1						
	Totals		18-52	6-18	11-16	10	29	39	19	53	10	17	3	8	200

FG % 1st Half: 9-28 32.1% 2nd half: 9-24 37.5% Game: 18-52 34.6%
3FG % 1st Half: 2-9 22.2% 2nd half: 4-9 44.4% Game: 6-18 33.3%
FT % 1st Half: 5-9 55.6% 2nd half: 6-7 85.7% Game: 11-16 68.8%

Saint Louis 60 • 10-4

#	Player	Total	3-Ptr			Rebounds			PF	TP	A	TO	Blk	Stl	Min
			FG-FGA	FG-FGA	FT-FTA	Off	Def	Tot							
01	D.J. Foreman	f	1-1	0-0	0-0	2	4	4	2	4	1	3	1	1	21
11	Hasahn French	f	5-12	0-0	0-4	3	8	11	4	10	1	0	3	3	36
00	Jordan Goodwin	g	1-5	1-2	0-0	3	6	9	3	3	3	3	1	2	30
02	Tramaine Isabell Jr.	g	5-12	1-6	2-4	0	2	2	1	13	5	2	0	0	39
03	Javon Bess	g	8-13	4-7	4-6	1	3	4	1	24	1	1	0	3	39
04	Dion Wiley	g	0-1	0-1	0-0	0	0	0	0	0	0	0	0	0	4
15	Demarius Jacobs	g	0-0	0-0	0-0	0	0	0	0	0	0	0	0	0	2
20	Fred Thatch Jr.	g	0-5	0-1	2-4	1	1	2	1	2	1	2	0	0	13
23	KC Hankton	g	1-6	1-4	1-1	2	3	5	2	4	1	1	0	0	16
	Team					0	0	0							
	Totals		21-55	7-21	11-23	10	27	37	14	60	13	12	5	9	200

FG % 1st Half: 11-32 34.4% 2nd half: 10-23 43.5% Game: 21-55 38.2%
3FG % 1st Half: 2-9 22.2% 2nd half: 5-11 45.5% Game: 7-21 33.3%
FT % 1st Half: 1-6 16.7% 2nd half: 10-17 58.8% Game: 11-23 47.8%

Officials: Keith Kimble,Ray Stevens,Doug Simmons
Technical fouls: Rhode Island-TEAM. Saint Louis-None.
Attendance: 7356

Score by periods	1st	2nd	Total
Rhode Island	25	28	53
Saint Louis	25	35	60

	Points	In	Off	2nd	Fast	Bench
	URI	Paint	T/O	Chance	Break	
SLU	16	8	9	9	11	11
SLU	22	18	4	8	6	11

Score tied - 3 times.
Lead changed - 8 times.
Largest lead - URI by 6 2nd-12:10, SLU by 7 1st-15:36.
URI led for 06:13. SLU led for 29:54. Game was tied for 03:53.

GAME 15: SAINT LOUIS 65, UMASS 62

Official Basketball Box Score -- Game Totals -- Final Statistics
Massachusetts vs Saint Louis
01/09/19 8:00 pm at St. Louis, Mo. (Chaifetz Arena)

Massachusetts 62 • 7-7

#	Player	Total	3-Ptr			Rebounds			PF	TP	A	TO	Blk	Stl	Min
			FG-FGA	FG-FGA	FT-FTA	Off	Def	Tot							
05	Samba Diallo	f	4-5	1-1	0-0	2	10	12	3	9	0	3	1	0	25
45	Rashaan Holloway	c	5-5	0-0	2-4	2	4	6	4	12	0	0	1	0	17
02	Luwane Pipkins	g	5-16	0-4	8-10	0	3	3	2	18	1	6	1	0	32
12	Carl Pierre	g	4-7	2-3	0-0	0	2	2	10	2	1	0	0	0	37
20	Keon Clergeot	g	2-7	0-1	2-3	0	1	1	4	6	4	2	0	1	33
04	Unique McLean	g	0-0	0-0	0-0	0	1	1	0	0	0	0	0	0	8
10	Sy Chatman	g	2-3	1-2	2-4	1	0	1	3	7	1	2	0	1	14
11	Djery Baptiste	g	0-0	0-0	0-0	0	2	2	5	0	0	0	2	0	21
14	Khalea Turner-Morris	g	0-0	0-0	0-0	0	0	0	0	0	0	0	0	0	2
33	Curtis Cobb	g	0-1	0-1	0-0	0	1	1	2	0	3	2	0	1	11
	Team					2	0	2							
	Totals		22-44	4-12	14-21	7	24	31	25	62	11	18	5	3	200

FG % 1st Half: 11-23 47.8% 2nd half: 11-21 52.4% Game: 22-44 50.0%
3FG % 1st Half: 2-7 28.6% 2nd half: 2-5 40.0% Game: 4-12 33.3%
FT % 1st Half: 1-3 33.3% 2nd half: 13-18 72.2% Game: 14-21 66.7%

Saint Louis 65 • 11-4

#	Player	Total	3-Ptr			Rebounds			PF	TP	A	TO	Blk	Stl	Min
			FG-FGA	FG-FGA	FT-FTA	Off	Def	Tot							
01	D.J. Foreman	f	1-2	0-0	2-2	1	4	5	5	4	2	3	0	0	20
11	Hasahn French	f	9-14	0-0	7-10	2	4	6	4	25	1	0	3	3	33
00	Jordan Goodwin	g	2-11	0-2	3-4	2	1	3	4	7	4	1	0	1	33
02	Tramaine Isabell Jr.	g	5-11	1-5	6-8	2	5	7	2	17	7	2	0	1	38
03	Javon Bess	g	3-9	1-4	1-2	1	3	4	1	8	1	0	1	2	37
04	Dion Wiley	g	0-3	0-3	0-0	0	0	0	0	0	0	0	0	1	2
15	Demarius Jacobs	g	0-0	0-0	0-0	0	0	0	0	0	1	0	0	0	3
20	Fred Thatch Jr.	g	1-2	0-1	0-4	4	1	5	3	2	0	1	2	1	21
23	KC Hankton	g	1-4	0-2	0-0	0	1	1	0	2	0	0	0	0	13
	Team					3	1	4							
	Totals		22-56	2-17	19-30	15	20	35	22	65	15	8	6	9	200

GAME 17: SAINT LOUIS 63, FORDHAM 60

Official Basketball Box Score -- Game Totals -- Final Statistics
Saint Louis vs Fordham
01/15/19 7:00 pm at Bronx, NY (Rose Hill Gym)

Saint Louis 63 • 13-4

#	Player	Total			3-Ptr			Rebounds			PF	TP	A	TO	Blk	Stl	Min
		FG	FGA	FT	FGA	FGA	FTA	Off	Def	Tot							
01	D.J. Foreman	f	1-2	0-0	0-4	1	0	1	2	2	1	2	0	0	0	16	
11	Hasahn French	f	4-6	0-0	1-2	4	4	8	2	9	0	1	1	2	35		
00	Jordan Goodwin	g	5-10	4-7	6-7	3	6	9	3	20	6	2	0	1	36		
02	Tramaine Isabell Jr.	g	2-9	1-4	0-0	0	3	3	1	5	3	2	0	1	25		
03	Javon Bess	g	7-15	3-8	0-2	1	10	11	0	17	2	2	0	1	38		
04	Dion Wiley	g	1-7	1-7	0-0	0	1	1	0	3	1	1	0	0	20		
15	Demarius Jacobs	g	0-1	0-1	0-0	0	0	0	0	0	0	0	1	1	9		
20	Fred Thatch Jr.	g	0-1	0-0	7-8	0	1	1	3	7	1	1	0	0	21		
	Team					4	4	8									
	Totals		20-51	9-27	14-23	13	29	42	11	63	14	12	1	6	200		

FG % 1st Half: 12-29 41.4% 2nd half: 8-22 36.4% Game: 20-51 39.2% Deadball
3FG % 1st Half: 5-13 38.5% 2nd half: 4-14 28.6% Game: 9-27 33.3% Rebounds
FT % 1st Half: 5-7 71.4% 2nd half: 9-16 56.3% Game: 14-23 60.9%

Fordham 60 • 9-8

#	Player	Total			3-Ptr			Rebounds			PF	TP	A	TO	Blk	Stl	Min
		FG	FGA	FT	FGA	FGA	FTA	Off	Def	Tot							
30	Onyi Eyi	f	2-3	0-0	0-0	2	1	3	4	4	0	1	2	0	25		
02	Jalen Cobb	g	4-10	1-6	3-4	0	1	1	1	12	1	0	2	2	31		
03	Nick Honor	g	2-13	2-7	0-0	1	2	3	1	6	1	1	0	0	35		
04	Erten Gazi	g	5-9	0-2	0-0	2	5	7	1	10	1	1	0	2	23		
13	Antwon Portley	g	4-10	2-6	1-2	0	1	1	3	11	1	2	0	1	33		
01	Chuba Ohams	g	1-2	0-1	3-4	0	7	7	1	5	1	0	2	1	18		
10	Ty Perry	g	2-6	1-5	1-1	1	0	1	0	6	0	0	0	0	13		
21	Jesse Bunting	g	1-1	1-1	0-0	0	1	1	3	3	0	0	0	1	8		
33	David Pekarek	g	1-2	1-2	0-0	1	2	3	1	3	2	0	0	1	14		
	Team					0	2	2									
	Totals		22-56	8-30	8-11	7	22	29	15	60	7	7	4	8	200		

FG % 1st Half: 12-29 41.4% 2nd half: 10-27 37.0% Game: 22-56 39.3% Deadball
3FG % 1st Half: 4-15 26.7% 2nd half: 4-15 26.7% Game: 8-30 26.7% Rebounds
FT % 1st Half: 4-5 80.0% 2nd half: 4-6 66.7% Game: 8-11 72.7%

Officials: Bert Smith, Doug Simons, Kip Kissingner
Technical fouls: Saint Louis-None. Fordham-None.
Attendance: 1778
2018-19 Men's Basketball. Round: 0. Fordham vs Saint Louis. Played at .

Score by periods	1st	2nd	Total
Saint Louis	34	29	63
Fordham	32	28	60

Last FG - SLU 2nd-02:06, FOR 2nd-00:50.
Largest lead - SLU by 11 1st-10:08, FOR by 5 2nd-04:19.
SLU led for 33:55. FOR led for 02:43. Game was tied for 03:22.

Score tied - 3 times.
Lead changed - 2 times.

GAME 18: SAINT LOUIS 68, SAINT JOSEPH'S 57

Official Basketball Box Score -- Game Totals -- Final Statistics
Saint Joseph's vs Saint Louis
01/18/19 6:00 pm at St. Louis, Mo. (Chaifetz Arena)

Saint Joseph's 57 • 8-10

#	Player	Total			3-Ptr			Rebounds			PF	TP	A	TO	Blk	Stl	Min
		FG	FGA	FT	FGA	FGA	FTA	Off	Def	Tot							
02	Charlie Brown	f	1-11	1-6	6-6	2	3	5	3	9	2	2	0	4	40		
12	Anthony Longpre	f	0-0	0-0	0-0	0	0	0	0	0	0	0	0	0	5		
33	Taylor Funk	g	4-14	2-9	0-0	1	11	12	4	10	0	2	1	1	37		
03	Jared Bynum	g	5-15	2-5	6-8	1	5	6	2	18	8	3	0	3	40		
15	Chris Clover	g	3-6	0-3	0-0	0	1	1	3	6	0	1	0	0	21		
10	Troy Holston	g	0-4	0-3	0-0	1	1	2	1	0	0	1	0	0	13		
21	Lorenzo Edwards	g	2-7	1-4	3-3	3	2	5	3	8	0	0	0	0	17		
23	Markell Lodge	g	3-4	0-0	0-2	1	6	7	2	6	1	0	0	1	27		
	Team					1	1	2									
	Totals		18-61	6-30	15-19	10	30	40	18	57	11	9	2	8	200		

FG % 1st Half: 9-31 29.0% 2nd half: 9-30 30.0% Game: 18-61 29.5% Deadball
3FG % 1st Half: 2-15 13.3% 2nd half: 4-15 26.7% Game: 6-30 20.0% Rebounds
FT % 1st Half: 5-7 71.4% 2nd half: 10-12 83.3% Game: 15-19 78.9%

Saint Louis 68 • 14-4

#	Player	Total			3-Ptr			Rebounds			PF	TP	A	TO	Blk	Stl	Min
		FG	FGA	FT	FGA	FGA	FTA	Off	Def	Tot							
01	D.J. Foreman	f	1-3	0-0	0-0	0	2	2	3	2	0	0	0	0	11		
11	Hasahn French	f	5-10	0-0	0-2	4	7	11	2	10	0	2	0	1	37		
00	Jordan Goodwin	g	2-7	0-2	3-7	5	3	8	5	7	4	4	0	1	34		
02	Tramaine Isabell Jr.	g	2-11	0-5	4-5	1	7	8	2	8	3	0	1	30			
03	Javon Bess	g	6-12	5-10	3-4	0	7	7	0	20	0	1	0	2	39		
04	Dion Wiley	g	6-12	6-11	2-3	0	3	3	1	20	0	0	0	0	31		
15	Demarius Jacobs	g	0-0	0-0	0-0	0	1	1	1	0	2	0	0	0	3		
20	Fred Thatch Jr.	g	0-1	0-0	1-2	0	2	2	2	1	1	1	0	0	12		
23	KC Hankton	g	0-1	0-1	0-0	0	1	1	0	0	1	0	0	0	3		
	Team					0	1	1									
	Totals		22-57	11-29	13-23	10	34	44	16	68	16	11	0	5	200		

FG % 1st Half: 12-27 44.4% 2nd half: 10-30 33.3% Game: 22-57 38.6% Deadball
3FG % 1st Half: 6-15 40.0% 2nd half: 5-14 35.7% Game: 11-29 37.9% Rebounds
FT % 1st Half: 4-7 57.1% 2nd half: 9-16 56.3% Game: 13-23 56.5%

Officials: Steve Anderson, Bart Lenox, Lee Cassell
Technical fouls: Saint Joseph's-None. Saint Louis-None.
Attendance: 7852
2018-19 Men's Basketball. Round: 0. Saint Joseph's vs Saint Louis. Played at .

Score by periods	1st	2nd	Total
Saint Joseph's	25	32	57
Saint Louis	34	34	68

Last FG - SLU 2nd-00:00, SLU 2nd-00:07.
Largest lead - SLU by 2 1st-16:24, SLU by 24 2nd-07:00.

SLU led for 01:55. SLU led for 37:16. Game was tied for 00:49.

Score tied - 2 times.
Lead changed - 6 times.

GAME 19: DUQUESNE 77, SAINT LOUIS 73

Official Basketball Box Score -- Game Totals -- Final Statistics
Saint Louis vs Duquesne
01/23/19 8:00 pm at A.J. Palumbo Center, Pittsburgh, Pa.

Saint Louis 73 • 14-5, 5-1

#	Player	Total			3-Ptr			Rebounds			PF	TP	A	TO	Blk	Stl	Min
		FG	FGA	FT	FGA	FGA	FTA	Off	Def	Tot							
01	Foreman, D.J.	f	5-8	0-0	0-0	1	6	7	3	10	2	5	0	0	27		
11	French, Hasahn	f	5-10	0-0	0-1	5	3	8	5	10	0	2	3	0	23		
00	Goodwin, Jordan	g	2-8	0-3	0-0	5	7	12	3	4	3	3	0	4	34		
02	Tramaine Isabell Jr.	g	3-10	0-2	5-6	3	3	6	2	11	2	5	0	0	34		
03	Bess, Javon	g	7-18	1-7	9-9	4	5	9	5	24	2	6	0	1	37		
04	Wiley, Dion	g	3-7	1-5	0-0	0	3	3	4	7	0	2	1	0	15		
20	Fred Thatch Jr.	g	1-5	0-2	4-4	3	3	6	5	6	1	0	0	2	24		
23	Hankton, KC	g	0-1	0-1	1-2	1	1	2	1	0	0	0	0	0	6		
	Team					1	0	1									
	Totals		26-67	2-20	19-22	23	31	54	29	73	10	23	4	7	200		

FG % 1st Half: 16-35 45.7% 2nd half: 10-32 31.3% Game: 26-67 38.8% Deadball
3FG % 1st Half: 0-8 0.0% 2nd half: 2-12 16.7% Game: 2-20 10.0% Rebounds
FT % 1st Half: 4-5 80.0% 2nd half: 15-17 88.2% Game: 19-22 86.4%

Duquesne 77 • 14-5, 5-1

#	Player	Total			3-Ptr			Rebounds			PF	TP	A	TO	Blk	Stl	Min
		FG	FGA	FT	FGA	FGA	FTA	Off	Def	Tot							
05	WEATHERS, Marcus	f	4-11	0-2	11-13	3	6	9	1	19	0	1	2	0	32		
21	HUGHES, Michael	c	3-3	0-0	3-6	2	2	4	4	9	2	0	4	0	19		
03	HUGHES, Frankie	g	2-9	2-8	2-4	0	1	1	2	8	2	0	0	3	30		
35	CARRY, Sincere	g	3-8	1-5	3-6	0	1	1	3	10	7	5	0	3	38		
50	WILLIAMS JR, Eric	g	7-17	0-5	2-3	6	6	12	0	16	0	2	0	0	35		
00	DUNN-MARTIN, Tavian	g	2-10	2-8	2-4	0	1	1	3	8	3	1	0	0	23		
02	WADE, Brandon	g	0-1	0-0	0-0	0	0	0	2	0	0	1	0	1	2		
14	BIZEAU, Gavin	g	2-2	1-1	2-2	0	0	0	1	7	0	0	0	0	8		
23	KELLY, Amari	g	0-0	0-0	0-0	0	0	0	1	0	0	1	1	0	12		
34	ROTTROFF, Austin	g	0-0	0-0	0-0	0	0	0	0	0	0	0	0	0	1		
	Team					1	2	3									
	Totals		23-61	6-29	25-38	12	19	31	17	77	14	12	7	7	200		

FG % 1st Half: 12-28 42.9% 2nd half: 11-33 33.3% Game: 23-61 37.7% Deadball
3FG % 1st Half: 3-15 20.0% 2nd half: 3-14 21.4% Game: 6-29 20.7% Rebounds
FT % 1st Half: 8-12 66.7% 2nd half: 17-26 65.4% Game: 25-38 65.8%

Officials: Mike Stephens, John Gaffney, Rick Crawford
Technical fouls: Saint Louis-TEAM. Duquesne-None.
Attendance: 3011

Score by periods	1st	2nd	Total
Saint Louis	36	37	73
Duquesne	35	42	77

Last FG - SLU 2nd-00:02, DUQ 2nd-03:23.
Largest lead - SLU by 8 1st-03:03, DUQ by 8 2nd-05:11.
SLU led for 19:09. DUQ led for 18:45. Game was tied for 01:55.

Score tied - 2 times.
Lead changed - 1 time.

GAME 20: DAVIDSON 54, SAINT LOUIS 53

Official Basketball Box Score -- Game Totals -- Final Statistics
Davidson vs Saint Louis
01/26/19 1:00 pm at St. Louis, Mo. (Chaifetz Arena)

Davidson 54 • 15-5

#	Player	Total			3-Ptr			Rebounds			PF	TP	A	TO	Blk	Stl	Min
		FG	FGA	FT	FGA	FGA	FTA	Off	Def	Tot							
35	Luka Brajkovic	f	0-3	0-0	0-0	1	2	3	4	0	1	1	1	0	17		
03	Jon Axel Gudmunsson	g	9-12	3-5	6-6	1	4	5	1	27	1	1	0	2	37		
20	Kishawn Pritchett	g	0-5	0-4	2-2	1	1	2	4	2	2	0	0	1	26		
31	Kellan Grady	g	2-7	2-7	2-2	0	6	6	1	8	0	2	0	0	37		
34	Luke Frampton	g	3-8	3-7	0-1	0	2	2	3	9	3	1	1	4	31		
24	Carter Collins	g	2-5	1-2	0-0	1	3	4	0	5	2						

GAME 21: RICHMOND 84, SAINT LOUIS 81

Official Basketball Box Score -- Game Totals -- Final Statistics
Richmond vs Saint Louis
01/30/19 6:00 pm at

Richmond 84 • 8-13

#	Player	Total			3-Ptr			Rebounds			PF	TP	A	TO	Blk	Stl	Min
		FG-FGA	FG-FGA	FT-FTA	Off	Def	Tot	Off	Def	Tot							
04	Nathan Cayo	f	9-13	0-0	3-3	2	2	4	2	21	4	3	2	2	37		
33	Grant Golden	f	8-14	1-1	6-6	1	6	7	2	23	4	3	2	0	39		
00	Jacob Gilyard	g	7-11	4-7	6-7	2	4	6	2	24	3	7	0	3	40		
11	Jake Wojcik	g	3-6	2-4	0-0	0	2	2	2	8	0	1	1	0	35		
22	Andre Gustavson	g	1-3	0-2	2-2	0	2	2	3	4	4	0	1	1	29		
15	Matt Grace	g	0-0	0-0	0-0	0	0	0	0	0	0	0	0	0	1		
24	Noah Yates	g	1-2	0-1	0-0	0	1	1	0	2	1	1	1	0	8		
32	Julius Johnson	g	1-3	0-1	0-0	0	2	2	0	2	2	0	0	1	11		
	Team																
	Totals		30-52	7-16	17-18	5	21	26	11	84	18	15	7	7	200		

FG % 1st Half: 17-29 58.6% 2nd half: 13-23 56.5% Game: 30-52 57.7%
 3FG % 1st Half: 4-8 50.0% 2nd half: 3-8 37.5% Game: 7-16 43.8%
 FT % 1st Half: 9-9 100.0% 2nd half: 8-9 88.9% Game: 17-18 94.4%

Saint Louis 81 • 14-7

#	Player	Total			3-Ptr			Rebounds			PF	TP	A	TO	Blk	Stl	Min
		FG-FGA	FG-FGA	FT-FTA	Off	Def	Tot	Off	Def	Tot							
01	D.J. Foreman	f	3-5	0-0	2-2	3	4	7	3	8	0	1	0	0	21		
11	Hasahn French	f	6-14	0-0	1-3	7	5	12	4	13	3	4	3	1	34		
00	Jordan Goodwin	g	3-10	0-3	3-4	3	1	4	1	9	5	2	0	4	35		
02	Tramaine Isabell Jr.	g	1-4	0-2	0-0	1	1	2	2	6	3	0	1	1	25		
03	Javon Bess	g	10-26	5-11	6-7	2	2	4	3	31	1	0	0	3	40		
04	Dion Wiley	g	1-4	1-4	0-0	0	0	0	1	3	0	0	0	0	18		
20	Fred Thatch Jr.	g	2-2	0-0	0-0	1	0	1	2	4	0	1	0	1	11		
23	KC Hankton	g	5-7	1-2	0-1	4	2	6	1	11	1	1	1	2	16		
	Team																
	Totals		31-72	7-22	12-17	21	17	38	17	81	16	12	4	12	200		

FG % 1st Half: 17-29 58.6% 2nd half: 14-43 32.6% Game: 31-72 43.1%
 3FG % 1st Half: 5-10 50.0% 2nd half: 2-12 16.7% Game: 7-22 31.8%
 FT % 1st Half: 1-2 50.0% 2nd half: 11-15 73.3% Game: 12-17 70.6%

Officials: Eric Anderson, Ray Natili, Nathan Farrell
 Technical fouls: Richmond-None. Saint Louis-None.
 Attendance: 4597

Score by periods	1st	2nd	Total
Richmond	47	37	84
Saint Louis	40	41	81

Last FG - UR 2nd-01:08, SLU 2nd-00:18.
 Largest lead - UR by 11 2nd-02:32, SLU by 4 1st-17:35.
 UR led for 30:54, SLU led for 03:46. Game was tied for 04:56.

In Paint: UR 40, SLU 46
 Off T/O: UR 13, SLU 16
 2nd Chance: UR 7, SLU 14
 Fast Break: UR 4, SLU 13
 Bench: UR 4, SLU 18

GAME 22: RHODE ISLAND 65, SAINT LOUIS 54

Official Basketball Box Score -- Game Totals -- Final Statistics
Saint Louis vs Rhode Island
02/02/19 4:00 pm at Kingston, R.I. (Ryan Center)

Saint Louis 54 • 14-8, 5-4 A-10

#	Player	Total			3-Ptr			Rebounds			PF	TP	A	TO	Blk	Stl	Min
		FG-FGA	FG-FGA	FT-FTA	Off	Def	Tot	Off	Def	Tot							
01	D.J. Foreman	f	2-7	0-0	0-0	2	1	3	1	4	0	3	0	0	19		
11	Hasahn French	f	7-13	0-0	1-8	4	6	10	2	15	0	3	2	0	37		
00	Jordan Goodwin	g	8-15	0-1	1-1	5	3	8	4	17	1	0	0	0	34		
02	Tramaine Isabell Jr.	g	2-6	0-1	1-2	0	6	6	2	5	2	4	1	0	34		
03	Javon Bess	g	0-6	0-3	2-3	0	4	4	5	2	3	2	0	2	33		
04	Dion Wiley	g	3-4	1-1	0-0	1	1	2	1	7	0	0	0	0	18		
20	Fred Thatch Jr.	g	1-2	1-2	1-2	0	1	1	3	4	1	0	0	0	23		
23	KC Hankton	g	0-1	0-0	0-0	0	0	0	0	0	0	0	0	0	2		
	Team																
	Totals		23-54	2-8	6-16	12	23	35	18	54	7	12	3	2	200		

FG % 1st Half: 9-25 36.0% 2nd half: 14-29 48.3% Game: 23-54 42.6%
 3FG % 1st Half: 0-1 0.0% 2nd half: 2-7 28.6% Game: 2-8 25.0%
 FT % 1st Half: 2-5 40.0% 2nd half: 4-11 36.4% Game: 6-16 37.5%

Rhode Island 65 • 12-9, 5-4 A-10

#	Player	Total			3-Ptr			Rebounds			PF	TP	A	TO	Blk	Stl	Min
		FG-FGA	FG-FGA	FT-FTA	Off	Def	Tot	Off	Def	Tot							
00	Jermaine Harris	f	2-4	0-2	2-2	0	1	1	2	6	0	1	1	0	14		
10	Cyril Langevine	f	2-6	0-0	2-3	1	8	9	4	6	4	0	5	1	36		
01	RUSSELL, Fatts	g	3-12	0-4	7-8	0	2	2	2	13	1	0	0	1	33		
04	Tyrese Martin	g	6-12	2-5	2-2	5	5	10	2	16	2	0	0	2	37		
11	Jeff Dowtin	g	7-9	1-2	2-2	0	4	4	0	17	4	3	1	2	39		
12	Dana Tate	g	1-3	0-2	0-0	0	2	2	3	2	1	1	1	1	13		
15	Omar Silverio	g	0-2	0-1	0-0	1	0	1	1	0	0	0	0	0	5		
25	Christian Thompson	g	1-4	1-2	2-5	0	2	2	0	5	1	0	0	0	23		
	Team																
	Totals		22-52	4-18	17-22	10	24	34	14	65	13	7	8	7	200		

FG % 1st Half: 10-26 38.5% 2nd half: 12-26 46.2% Game: 22-52 42.3%
 3FG % 1st Half: 2-10 20.0% 2nd half: 2-8 25.0% Game: 4-18 22.2%
 FT % 1st Half: 2-2 100.0% 2nd half: 15-20 75.0% Game: 17-22 77.3%

Officials: Sean Hull, Mark Schnur, Leslie Jones
 Technical fouls: Saint Louis-None. Rhode Island-None.
 Attendance: 6129
 2018-19 Men's Basketball. Round: 0. Rhode Island vs Saint Louis. Played at .

Score by periods	1st	2nd	Total
Saint Louis	20	34	54
Rhode Island	24	41	65

Last FG - SLU 2nd-00:19, URI 2nd-00:55.
 Largest lead - SLU by 4 1st-18:50, URI by 12 2nd-00:42.
 SLU led for 01:38, URI led for 33:36. Game was tied for 04:46.

In Paint: SLU 36, URI 26
 Off T/O: SLU 3, URI 15
 2nd Chance: SLU 14, URI 7
 Fast Break: SLU 2, URI 14
 Bench: SLU 11, URI 7

GAME 23: SAINT LOUIS 73, DAYTON 60

Official Basketball Box Score -- Game Totals -- Final Statistics
Dayton vs Saint Louis
02/05/19 8:00 pm at

Dayton 60 • 15-8

#	Player	Total			3-Ptr			Rebounds			PF	TP	A	TO	Blk	Stl	Min
		FG-FGA	FG-FGA	FT-FTA	Off	Def	Tot	Off	Def	Tot							
00	Josh Cunningham	f	5-11	0-1	2-3	6	1	7	4	12	0	2	0	1	32		
01	Obi Toppin	f	2-6	0-0	7-8	1	4	5	4	11	3	1	0	1	28		
33	Ryan Mikesell	f	3-8	1-5	2-2	1	5	6	3	9	1	2	0	1	30		
04	Jordan Davis	g	0-2	0-2	0-0	0	1	1	2	0	0	2	0	0	20		
10	Jalen Crutcher	g	5-15	1-6	0-0	0	3	3	0	11	3	2	1	0	38		
02	Frankie Policelli	g	1-1	0-0	0-1	1	0	1	2	0	1	0	0	0	3		
03	Trey Landers	g	4-8	0-1	0-0	0	5	5	1	8	0	1	0	0	33		
35	Dwayne Cohill	g	3-3	1-1	0-1	0	2	2	4	7	2	1	0	0	16		
	Team																
	Totals		23-54	3-16	11-15	11	22	33	20	60	9	12	1	3	200		

FG % 1st Half: 9-26 34.6% 2nd half: 14-28 50.0% Game: 23-54 42.6%
 3FG % 1st Half: 1-11 9.1% 2nd half: 2-5 40.0% Game: 3-16 18.8%
 FT % 1st Half: 3-5 60.0% 2nd half: 8-10 80.0% Game: 11-15 73.3%

Saint Louis 73 • 15-8

#	Player	Total			3-Ptr			Rebounds			PF	TP	A	TO	Blk	Stl	Min
		FG-FGA	FG-FGA	FT-FTA	Off	Def	Tot	Off	Def	Tot							
01	D.J. Foreman	f	7-10	0-0	4-11	5	4	9	3	18	0	1	2	3	36		
11	Hasahn French	f	4-4	0-0	2-6	4	4	8	5	10	0	2	2	0	19		
00	Jordan Goodwin	g	1-10	1-2	2-3	4	3	7	2	5	1	0	1	1	39		
02	Tramaine Isabell Jr.	g	3-10	0-4	5-5	0	3	3	0	14	4	1	0	1	35		
03	Javon Bess	g	5-15	1-8	3-3	1	2	3	3	11	2	1	0	0	31		
04	Dion Wiley	g	1-4	1-3	0-0	0	1	1	1	3	0	0	0	0	18		
20	Fred Thatch Jr.	g	3-4	2-3	4-4	3	4	7	3	12	0	2	1	2	22		
	Team																
	Totals		24-57	5-20	20-32	19	22	41	17	73	11	9	5	7	200		

FG % 1st Half: 15-35 42.9% 2nd half: 9-22 40.9% Game: 24-57 42.1%
 3FG % 1st Half: 3-11 27.3% 2nd half: 2-9 22.2% Game: 5-20 25.0%
 FT % 1st Half: 1-5 20.0% 2nd half: 19-27 70.4% Game: 20-32 62.5%

Officials: Bo Boroski, Keith Kimble, Brian Dorsey
 Technical fouls: Dayton-None. Saint Louis-None.
 Attendance: 6311
 201

GAME 25: SAINT LOUIS 73, GW 58

Official Basketball Box Score -- Game Totals -- Final Statistics
Saint Louis vs George Washington
02/13/19 6:35 p.m. at Charles E. Smith Center, Washington, DC

Saint Louis 73 • (16-9, 7-5 A-10)

#	Player	Total			3-Ptr			Rebounds			PF	TP	A	TO	Blk	Stl	Min
		FG	FGA	FT	FTA	Off	Def	Off	Def	Total							
01	Foreman,D.J.	f	0-0	0-0	2-2	0	1	1	3	2	0	2	0	2	0	1	11
11	French,Hasahn	f	2-8	0-0	1-1	0	13	13	2	5	1	1	2	1	1	36	
00	Goodwin,Jordan	g	4-7	0-2	2-5	4	4	8	3	10	9	3	0	1	1	38	
02	Tramaïne Isabell Jr.	g	5-11	2-7	0-0	0	2	2	2	12	1	4	0	0	0	36	
03	Bess,Javon	g	5-10	4-6	12-12	0	6	6	1	26	1	0	0	1	1	40	
04	Wiley,Dion	g	2-6	2-5	0-0	0	0	0	4	6	0	2	0	0	0	14	
20	Fred Thatch Jr.	g	5-7	1-2	1-2	1	0	1	2	12	2	0	0	0	2	25	
Team			1	1	2												
Totals			23-49	9-22	18-22	6	27	33	17	73	14	12	2	6	200		

FG % 1st Half: 11-24 45.8% 2nd half: 12-25 48.0% Game: 23-49 46.9%
 3FG % 1st Half: 4-12 33.3% 2nd half: 5-10 50.0% Game: 9-22 40.9%
 FT % 1st Half: 5-8 62.5% 2nd half: 13-14 92.9% Game: 18-22 81.8%

George Washington 58 • (7-17, 3-8 A-10)

#	Player	Total			3-Ptr			Rebounds			PF	TP	A	TO	Blk	Stl	Min
		FG	FGA	FT	FTA	Off	Def	Off	Def	Total							
32	LANGARICA, Javier	f	4-7	0-0	2-2	2	0	2	4	10	2	1	0	0	0	29	
00	MAZZULLA, Justin	g	1-6	0-2	0-2	0	5	5	3	2	1	2	0	0	0	38	
02	POTTER, Arnel	g	1-3	0-0	0-2	0	0	0	1	2	3	1	0	0	16		
13	WILLIAMS, DJ	g	6-13	4-6	5-6	2	3	5	0	21	2	3	0	0	35		
14	JACK, Maceo	g	4-7	3-5	0-0	0	5	5	4	11	0	1	0	1	22		
01	NOLAN JR, Terry	g	2-10	1-4	1-2	0	3	3	2	6	2	2	1	1	31		
04	WILLIAMS, Justin	g	2-4	0-0	0-0	0	1	1	2	4	1	0	0	0	19		
05	MITOLA, Adam	g	0-0	0-0	0-0	1	0	1	0	0	1	0	0	0	2		
15	OFFURUM, Mezie	g	0-0	0-0	0-0	0	0	0	0	0	1	2	0	0	2		
35	LITTLES, Marcus	g	1-1	0-0	0-0	0	1	1	0	2	0	2	0	0	6		
Team			0	3	3												
Totals			21-51	8-17	8-14	5	21	26	16	58	13	14	1	2	200		

FG % 1st Half: 13-27 48.1% 2nd half: 8-24 33.3% Game: 21-51 41.2%
 3FG % 1st Half: 3-9 33.3% 2nd half: 5-8 62.5% Game: 8-17 47.1%
 FT % 1st Half: 2-6 33.3% 2nd half: 6-8 75.0% Game: 8-14 57.1%

Officials: Raymie Stoyons, Mike Stephens, Jeffrey Anderson
 Technical fouls: Saint Louis-None. George Washington-None.
 Attendance: 2012

Score by periods	1st	2nd	Total
Saint Louis	31	42	73
George Washington	31	27	58

Last FG - SLU 2nd-01:18, GW 2nd-00:56.
 Largest lead - SLU by 15 2nd-00:34, GW by 3 1st-16:55.
 SLU led for 25:03. GW led for 08:10. Game was tied for 06:47.

Score tied - 6 times.
 Lead changed - 11 times.

GAME 26: SAINT LOUIS 62, LA SALLE 49

Official Basketball Box Score -- Game Totals -- Final Statistics
La Salle vs Saint Louis
02/16/19 4:00 pm at

La Salle 49 • 8-16

#	Player	Total			3-Ptr			Rebounds			PF	TP	A	TO	Blk	Stl	Min
		FG	FGA	FT	FTA	Off	Def	Off	Def	Total							
11	Ed Crowell	f	4-8	0-0	2-2	6	8	14	4	10	1	3	1	0	25		
00	Pookie Powell	g	1-6	0-1	0-0	0	3	3	4	2	5	2	1	1	36		
10	Isiah Deas	g	2-11	1-7	1-2	1	2	3	3	6	1	1	0	1	32		
13	Saul Phiri	g	4-14	4-11	0-0	1	4	5	2	12	2	4	0	3	35		
25	Traci Carter	g	2-4	0-1	0-0	0	0	0	2	4	1	1	0	0	15		
01	David Beatty	g	4-13	0-7	0-1	0	0	0	4	8	1	0	1	2	28		
04	Miles Brookins	g	1-3	0-0	2-2	1	1	2	4	4	0	1	0	0	12		
24	Jared Kimbrough	g	1-4	0-0	1-2	2	5	7	3	3	1	1	1	0	17		
Team			1	4	5												
Totals			19-63	5-27	6-9	12	27	39	26	49	12	13	4	7	200		

FG % 1st Half: 9-29 31.0% 2nd half: 10-34 29.4% Game: 19-63 30.2%
 3FG % 1st Half: 2-10 20.0% 2nd half: 3-17 17.6% Game: 5-27 18.5%
 FT % 1st Half: 0-1 0.0% 2nd half: 6-8 75.0% Game: 6-9 66.7%

Saint Louis 62 • 17-9

#	Player	Total			3-Ptr			Rebounds			PF	TP	A	TO	Blk	Stl	Min
		FG	FGA	FT	FTA	Off	Def	Off	Def	Total							
01	D.J. Foreman	f	1-4	0-0	0-1	1	2	3	4	2	0	0	1	1	16		
11	Hasahn French	f	5-8	0-0	0-4	2	9	11	2	10	2	2	3	1	36		
00	Jordan Goodwin	g	3-7	1-2	3-7	2	6	8	4	10	5	3	0	1	32		
02	Tramaïne Isabell Jr.	g	8-13	1-3	6-9	1	9	10	1	23	1	3	1	2	35		
03	Javon Bess	g	4-13	2-6	4-6	0	5	5	1	14	2	1	1	1	39		
04	Dion Wiley	g	0-3	0-3	0-0	0	1	1	0	0	1	0	0	0	17		
20	Fred Thatch Jr.	g	1-2	1-1	0-0	0	1	1	1	3	1	1	0	0	25		
Team			1	2	3												
Totals			22-50	5-15	13-27	7	35	42	13	62	12	11	6	6	200		

FG % 1st Half: 10-26 38.5% 2nd half: 12-24 50.0% Game: 22-50 44.0%
 3FG % 1st Half: 4-9 44.4% 2nd half: 1-6 16.7% Game: 5-15 33.3%
 FT % 1st Half: 2-7 28.6% 2nd half: 11-20 55.0% Game: 13-27 48.1%

Officials: Evon Burroughs, Rick Crawford, Tony Greene
 Technical fouls: La Salle-None. Saint Louis-None.
 Attendance: 7531
 2018-19 Men's Basketball. Round: 0. La Salle vs Saint Louis. Played at .

Score by periods	1st	2nd	Total
La Salle	20	29	49
Saint Louis	26	36	62

Last FG - LAS 2nd-00:45, SLU 2nd-03:01.
 Largest lead - LAS by 1 1st-16:22, SLU by 13 2nd-00:24.
 LAS led for 00:37. SLU led for 36:43. Game was tied for 02:40.

Score tied - 2 times.
 Lead changed - 4 times.

GAME 27: SAINT LOUIS 70, SAINT LOUIS 62

Official Basketball Box Score -- Game Totals -- Final Statistics
Saint Louis vs Dayton
02/23/19 4:00 pm at

Saint Louis 70 • 17-10

#	Player	Total			3-Ptr			Rebounds			PF	TP	A	TO	Blk	Stl	Min
		FG	FGA	FT	FTA	Off	Def	Off	Def	Total							
01	D.J. Foreman	f	7-9	0-0	1-2	1	1	2	3	15	0	5	0	0	0	32	
11	Hasahn French	f	3-5	0-0	2-6	0	3	3	5	8	1	3	0	0	21		
00	Jordan Goodwin	g	3-8	1-2	0-2	3	3	6	2	7	3	2	0	2	39		
02	Tramaïne Isabell Jr.	g	10-18	2-3	1-2	1	1	2	0	23	7	1	0	1	40		
03	Javon Bess	g	2-13	0-5	2-2	2	10	12	3	6	1	0	0	2	40		
15	Demarius Jacobs	g	0-0	0-0	0-0	0	0	0	0	0	0	0	0	0	1		
20	Fred Thatch Jr.	g	1-2	1-2	0-0	0	2	2	5	3	0	0	1	1	23		
23	KC Hankton	g	0-1	0-1	0-0	0	0	0	0	0	0	0	0	0	4		
Team			2	1	3												
Totals			26-56	4-13	6-14	9	21	30	18	62	12	11	0	6	200		

FG % 1st Half: 10-27 37.0% 2nd half: 16-29 55.2% Game: 26-56 46.4%
 3FG % 1st Half: 1-6 16.7% 2nd half: 3-7 42.9% Game: 4-13 30.8%
 FT % 1st Half: 0-3 0.0% 2nd half: 6-11 54.5% Game: 6-14 42.9%

Dayton 70 • 18-9

#	Player	Total			3-Ptr			Rebounds			PF	TP	A	TO	Blk	Stl	Min
		FG	FGA	FT	FTA	Off	Def	Off	Def	Total							
00	Josh Cunningham	f	5-5	0-0	3-6	4	2	6	2	13	2	1	0	1	31		
11	Obi Toppin	f	4-9	0-1	3-4	2	8	10	2	11	4	0	0	0	37		
33	Ryan Mikesell	f	4-7	2-4	2-3	2	3	5	2	12	2	3	0	1	33		
04	Jordan Davis	g	3-6	3-6	0-0	0	2	2	1	9	1	3	1	0	31		
10	Jalen Crutcher	g	6-12	4-8	1-2	0	5	5	1	17	5	5	1	0	38		
02	Frankie Policelli	g	0-1	0-0	0-0	0	1	1	0	0	1	0	0	0	3		
03	Trey Landers	g	2-4	1-1	3-5	0	3	2	8	0	0	0	0	0	17		
35	Dwayne Cohill	g	0-4	0-2	0-0	0	1	1	0	0	0	1	0	0	10		
Team			0	0	0												
Totals			24-48	10-22	12-20	8	25	33	11	70	14	15	2	2	200		

FG % 1st Half: 8-24 33.3% 2nd half: 16-24 66.7% Game: 24-48 50.0%
 3FG % 1st Half: 3-11 27.3% 2nd half: 7-11 63.6% Game: 10-22 45.5%
 FT % 1st Half: 3-5 60.0% 2nd half: 9-15 60.0% Game: 12-20 60.0%

Officials: Justin Porterfield, Tim Comer, Sean Hull
 Technical fouls: Saint Louis-None. Dayton-None.
 Attendance: 13137
 2018-19 Men's Basketball. Round: 0. Dayton vs Saint Louis. Played at .

Score by periods	1st	2nd	Total
Saint Louis	21	41	62
Dayton	22	48	70

Last FG - SLU 2nd-00:04, DAY 2nd-01:41.
 Largest lead - SLU by 10

GAME 29: SAINT LOUIS 81, GEORGE MASON 71

Official Basketball Box Score -- Game Totals -- Final Statistics
George Mason vs Saint Louis
03/02/19 2:00 pm at

George Mason 71 • 16-13

#	Player	Total			3-Ptr			Rebounds			PF	TP	A	TO	Blk	Stl	Min
		FG	FGA	FT	FTA	Off	Def	Tot									
01	Jarred Reuter	f	2-7	0-0	2-2	2	5	7	2	6	0	2	0	0	0	15	
01	Justin Kier	f	4-13	2-2	2-2	2	4	6	3	12	5	2	0	3	38		
04	Otis Livingston II	g	2-9	1-4	6-6	0	1	1	0	11	5	3	0	1	36		
11	Jordan Miller	g	4-10	0-0	7-10	5	4	9	4	15	1	1	1	1	33		
23	Javon Greene	g	1-7	0-4	0-0	2	5	7	3	2	0	1	0	0	24		
10	Jamal Hartwell II	g	5-9	4-6	1-2	0	1	1	5	15	1	1	0	0	24		
12	AJ Wilson	g	2-5	0-0	2-3	3	1	4	1	6	1	0	2	1	12		
32	Ian Boyd	g	0-0	0-0	0-0	0	2	2	0	0	1	2	0	0	7		
33	Greg Calixte	g	2-3	0-0	0-0	0	2	2	2	4	0	2	1	0	11		
Team						3 1 4											
Totals			22-63	7-16	20-25	17	26	43	20	71	14	14	4	6	200		

FG % 1st Half: 7-29 24.1% 2nd half: 15-34 44.1% Game: 22-63 34.9%
 3FG % 1st Half: 3-7 42.9% 2nd half: 4-9 44.4% Game: 7-16 43.8%
 FT % 1st Half: 7-8 87.5% 2nd half: 13-17 76.5% Game: 20-25 80.0%

Saint Louis 81 • 18-11

#	Player	Total			3-Ptr			Rebounds			PF	TP	A	TO	Blk	Stl	Min
		FG	FGA	FT	FTA	Off	Def	Tot									
01	D.J. Foreman	f	1-3	0-0	0-0	2	5	7	3	2	1	1	3	0	23		
11	Hasahn French	f	2-6	0-0	1-2	1	6	7	5	5	3	3	3	1	28		
00	Jordan Goodwin	g	9-15	1-4	5-7	3	5	8	2	24	5	1	1	3	34		
02	Tramaine Isabell Jr.	g	7-15	2-5	1-2	1	1	2	2	17	4	4	0	1	33		
03	Javon Bess	g	6-17	1-6	4-6	2	3	5	4	17	4	2	0	0	38		
04	Dion Wiley	g	2-4	2-4	0-0	0	1	1	1	6	0	0	0	1	17		
20	Fred Thatch Jr.	g	2-5	1-3	2-2	1	5	6	3	7	3	1	2	0	25		
23	KC Hankton	g	1-1	1-1	0-0	1	0	1	0	3	0	0	0	0	2		
Team						4 2 6											
Totals			30-66	8-23	13-19	15	28	43	20	81	20	12	9	6	200		

FG % 1st Half: 16-35 45.7% 2nd half: 14-31 45.2% Game: 30-66 45.5%
 3FG % 1st Half: 6-14 42.9% 2nd half: 8-23 34.8% Game: 8-23 34.8%
 FT % 1st Half: 2-4 50.0% 2nd half: 11-15 73.3% Game: 13-19 68.4%

Officials: Olandis Poole, Tim Clougherty, James Breeding
 Technical fouls: George Mason-None. Saint Louis-None.
 Attendance: 6814
 2018-19 Men's Basketball. Round: 0. George Mason vs Saint Louis. Played at .

Score by periods	1st	2nd	Total
George Mason	24	47	71
Saint Louis	40	41	81

Last FG - GMU 2nd-00:37, SLU 2nd-00:56.
 Largest lead - GMU None, SLU by 18 1st-06:49.
 GMU led for 00:00. SLU led for 39:38. Game was tied for 00:22.

Score tied - 0 times.
 Lead changed - 0 times.

GAME 31: ST. BONAVENTURE 66, SAINT LOUIS 57

Official Basketball Box Score -- Game Totals -- Final Statistics
Saint Louis vs St. Bonaventure
03/09/19 1:00 pm at

Saint Louis 57 • 19-12

#	Player	Total			3-Ptr			Rebounds			PF	TP	A	TO	Blk	Stl	Min
		FG	FGA	FT	FTA	Off	Def	Tot									
01	D.J. Foreman	f	1-6	0-0	4-6	3	2	5	4	6	0	1	0	0	22		
11	Hasahn French	f	7-10	0-0	0-2	1	3	4	2	14	1	4	1	1	37		
00	Jordan Goodwin	g	3-13	0-2	1-3	5	4	9	3	7	0	2	1	0	33		
02	Tramaine Isabell Jr.	g	7-16	4-9	3-4	6	6	12	2	21	6	5	0	1	38		
03	Javon Bess	g	3-10	1-4	0-0	0	6	6	4	7	0	0	0	1	38		
04	Dion Wiley	g	0-5	0-3	2-2	0	0	0	1	2	0	0	0	0	16		
20	Fred Thatch Jr.	g	0-2	0-1	0-0	1	1	2	5	0	1	1	0	0	16		
Team						2 1 3											
Totals			21-62	5-19	10-17	18	23	41	21	57	8	13	2	3	200		

FG % 1st Half: 10-28 35.7% 2nd half: 11-34 32.4% Game: 21-62 33.9%
 3FG % 1st Half: 2-6 33.3% 2nd half: 3-13 23.1% Game: 5-19 26.3%
 FT % 1st Half: 5-10 50.0% 2nd half: 5-7 71.4% Game: 10-17 58.8%

St. Bonaventure 66 • 16-15

#	Player	Total			3-Ptr			Rebounds			PF	TP	A	TO	Blk	Stl	Min
		FG	FGA	FT	FTA	Off	Def	Tot									
11	Courtney Stockard	f	5-9	2-4	8-12	0	5	5	1	20	7	5	1	2	40		
15	Ladarien Griffin	f	4-9	0-0	2-3	1	4	5	2	10	0	2	3	0	40		
21	Osun Osunniyi	c	3-3	0-0	3-4	2	4	6	5	9	1	0	3	0	21		
00	Kyle Lofton	g	3-10	1-2	7-8	0	3	3	1	14	1	1	0	2	40		
04	Nelson Kaputo	g	0-2	0-1	0-0	0	1	1	0	0	1	1	0	2	7		
01	Dominick Welch	g	3-8	3-7	0-0	1	3	4	3	9	2	2	0	0	33		
23	Jalen Poyser	g	1-2	0-1	0-0	0	0	0	2	0	0	0	0	5			
32	Amadi Ikpeze	g	1-1	0-0	0-0	0	3	3	2	0	0	0	1	0	14		
Team						1 5 6											
Totals			20-44	6-15	20-27	5	28	33	15	66	12	11	8	6	200		

FG % 1st Half: 8-22 36.4% 2nd half: 12-22 54.5% Game: 20-44 45.5%
 3FG % 1st Half: 2-8 25.0% 2nd half: 4-7 57.1% Game: 6-15 40.0%
 FT % 1st Half: 4-7 57.1% 2nd half: 16-20 80.0% Game: 20-27 74.1%

Officials: Greg Evans, Anthony Burris, Nathan Farrell
 Technical fouls: Saint Louis-None. St. Bonaventure-None.
 Attendance: 4819
 2018-19 Men's Basketball. Round: 0. Saint Louis vs St. Bonaventure. Played at

Score by periods	1st	2nd	Total
Saint Louis	27	30	57
St. Bonaventure	22	44	66

Last FG - SLU 2nd-00:59, SBU 2nd-00:20.
 Largest lead - SLU by 8 1st-01:48, SBU by 11 2nd-01:33.
 SLU led for 21:17. SBU led for 13:18. Game was tied for 05:25.

Score tied - 3 times.
 Lead changed - 6 times.

GAME 30: SAINT LOUIS 85, DUQUESNE 75

Official Basketball Box Score -- Game Totals -- Final Statistics
Duquesne vs Saint Louis
03/06/19 7:00 pm at

Duquesne 75 • 19-11

#	Player	Total			3-Ptr			Rebounds			PF	TP	A	TO	Blk	Stl	Min
		FG	FGA	FT	FTA	Off	Def	Tot									
05	Marcus Weathers	f	2-7	1-2	0-0	3	5	8	4	5	6	1	0	1	29		
21	Michael Hughes	c	3-9	0-0	0-6	2	4	6	5	6	0	2	4	1	24		
03	Frankie Hughes	g	1-6	1-5	0-0	0	4	4	1	3	2	2	0	0	29		
35	Sincere Carry	g	4-11	1-6	4-4	0	3	3	3	13	3	2	0	4	33		
50	Eric Williams Jr.	g	15-20	7-9	3-3	1	4	5	4	40	2	4	1	1	33		
00	Tavian Dunn-Martin	g	1-5	0-4	2-2	0	2	2	2	4	2	4	0	1	21		
02	Brandon Wade	g	0-0	0-0	0-0	0	0	0	0	0	0	0	0	0	4		
14	Gavin Bizeau	g	0-0	0-0	0-0	1	0	1	2	0	0	1	1	0	9		
22	Lamar Norman Jr.	g	1-3	0-1	0-0	0	3	3	4	2	0	0	0	0	16		
23	Amari Kelly	g	1-1	0-0	0-0	2	1	3	0	2	0	1	0	0	2		
Team						2 1 3											
Totals			28-62	10-27	9-15	11	27	38	25	75	15	17	6	8	200		

FG % 1st Half: 14-30 46.7% 2nd half: 14-32 43.8% Game: 28-62 45.2%
 3FG % 1st Half: 6-14 42.9% 2nd half: 4-13 30.8% Game: 10-27 37.0%
 FT % 1st Half: 0-2 0.0% 2nd half: 9-13 69.2% Game: 9-15 60.0%

Saint Louis 85 • 19-11

#	Player	Total			3-Ptr			Rebounds			PF	TP	A	TO	Blk	Stl	Min
		FG	FGA	FT	FTA	Off	Def	Tot									
01	D.J. Foreman	f	4-5	0-0	1-3	2	4	6	4	9	0	2	1	0	25		
33	Elliott Welmer	f	0-1	0-0	0-0	0	0	0	1	0	0	1	0	0	2		
02	Tramaine Isabell Jr.	g	12-25	5-6	10-16	6	2	8	2	39	2	3	0	1	38		
03	Javon Bess	g	3-12	0-6	7-8	1	7	8	2	13	2	2	0	2	37		
04	Dion Wiley	g	1-2	1-2	0-0	0	0	0	0	3	0	0	0	0	8		
00	Jordan Goodwin	g	2-9	1-3	2-10	3	6	9	1	7	7	2	0	3	38		
11	Hasahn French	g	3-6	0-0	0-0	6	6	12	4	6	0	2	3	0	27		
20	Fred Thatch Jr.	g	3-8	0-3	2-2	6	1	7	2	8	2	1	0	5	24		
23	KC Hankton	g	0-0	0-0	0-0	0	0	0	0	0	0	0	0	0	2		
Team						0 0 0											
Totals			28-68	7-20	22-39	24	26	50	16	85	13	13	4	11	200		

FG % 1st Half: 11-26 42.3% 2nd half: 17-42 40.5% Game: 28-68 41.2%
 3FG % 1st Half: 5-10 50.0% 2nd half: 2-10 20.0% Game: 7-20 35.0%
 FT % 1st Half: 4-10 40.0% 2nd half: 18-29 62.1% Game: 22-39 56.4%

Officials: Tony Chiazza, Lamar Simpson, Earl Walton
 Technical fouls: Duquesne-None. Saint Louis-None.
 Attendance: 6711
 2018-19 Men's Basketball. Round: 0. Duquesne vs Saint Louis. Played at .

Score by periods	1st	2nd	Total
Duquesne	34	41	75
Saint Louis	31	54	85

Last FG - DU 2nd-00:12, SLU 2nd-00:18.
 Largest lead - DU by 9 1st-14:45, SLU by 12 2nd-05:11.
 DU led for 22:23. SLU led for 17:00. Game was tied for 00:37.

GAME 33: SAINT LOUIS 64, DAYTON 55

GAME 34: SAINT LOUIS 67, DAVIDSON 44

Official Basketball Box Score -- Game Totals -- Final Statistics
Saint Louis vs Dayton
03/15/19 8:50 pm at Barclays Center (Brooklyn, N.Y.)

Saint Louis 64 • 21-12

#	Player	Total			3-Ptr			Rebounds			PF	TP	A	TO	Blk	Stl	Min
		FG-FGA	FG-FGA	FT-FTA	FG-FGA	FG-FGA	FT-FTA	Off	Def	Tot							
01	FOREMAN, D.J.	f	1-4	0-0	2-4	3	6	9	2	4	2	1	0	0	0	27	
03	BESS, Javon	f	5-13	1-2	4-5	1	3	4	2	15	3	3	0	2	37		
11	Hasahn French	f	2-6	0-0	0-0	1	4	5	3	4	0	0	3	3	26		
00	GOODWIN, Jordan	g	7-14	1-3	2-2	5	4	9	4	17	1	2	0	1	37		
02	Tramaine Isabell Jr.	g	9-18	4-7	2-4	0	2	2	1	24	6	3	0	2	38		
04	WILEY, Dion	g	0-1	0-1	0-0	0	1	1	0	0	0	0	0	0	5		
20	Fred Thatch Jr.	g	0-1	0-1	0-0	0	2	2	2	0	1	0	0	0	31		
23	KC Hankton	g	0-0	0-0	0-0	0	0	0	0	0	0	0	0	0	1		
Team						1	0	1									
Totals			24-57	6-14	10-15	11	22	33	14	64	13	9	3	8	200		

FG % 1st Half: 12-36 33.3% 2nd half: 12-21 57.1% Game: 24-57 42.1%
 3FG % 1st Half: 2-7 28.6% 2nd half: 4-7 57.1% Game: 6-14 42.9%
 FT % 1st Half: 3-5 60.0% 2nd half: 7-10 70.0% Game: 10-15 66.7%

Dayton 55 • 21-11

#	Player	Total			3-Ptr			Rebounds			PF	TP	A	TO	Blk	Stl	Min
		FG-FGA	FG-FGA	FT-FTA	FG-FGA	FG-FGA	FT-FTA	Off	Def	Tot							
00	CUNNINGHAM, Josh	f	3-4	0-1	1-2	1	4	5	3	7	0	1	0	1	32		
01	TOPPIN, Obi	f	3-9	1-2	0-0	2	3	5	4	7	0	4	2	0	30		
33	MIKESELL, Ryan	g	0-6	0-3	0-0	0	5	5	4	0	4	1	0	1	25		
04	DAVIS, Jordan	g	5-10	2-7	0-0	0	1	1	1	12	4	3	0	0	32		
10	CRUTCHER, Jalen	g	7-13	3-8	1-2	0	4	4	1	18	5	5	1	1	39		
03	LANDERS, Trey	g	3-5	1-1	0-0	2	6	8	2	7	3	1	1	0	24		
35	COHILL, Dwayne	g	1-3	0-0	2-2	1	0	1	2	4	0	0	1	2	18		
Team						1	2	3									
Totals			22-50	7-22	4-6	7	25	32	17	55	16	16	5	5	200		

FG % 1st Half: 13-24 54.2% 2nd half: 9-26 34.6% Game: 22-50 44.0%
 3FG % 1st Half: 4-14 28.6% 2nd half: 3-8 37.5% Game: 7-22 31.8%
 FT % 1st Half: 0-0 0.0% 2nd half: 4-6 66.7% Game: 4-6 66.7%

Officials: Raymond Stovys, Jerry Heater, AJ Desai
 Technical fouls: Saint Louis-None. Dayton-None.
 Attendance: 6857
 2019 Atlantic 10 Men's Basketball Tournament - Quarterfinals
 No. 6 Saint Louis vs. No.3 Dayton

Score by periods	1st	2nd	Total
Saint Louis	29	35	64
Dayton	30	25	55

Points In Off 2nd Fast
 SLU 28 22 13 7 0
 UD 28 14 7 4 11
 Bench
 UD 4 11

Last FG - SLU 2nd-02:11, UD 2nd-00:37.
 Largest lead - SLU by 11 2nd-02:11, UD by 6 1st-07:53.
 SLU led for 20:51. UD led for 14:21. Game was tied for 04:48.
 Score tied - 8 times.
 Lead changed - 5 times.

Official Basketball Box Score -- Game Totals -- Final Statistics
Saint Louis vs Davidson
03/16/19 3:30 p.m. at Barclays Center (Brooklyn, NY)

Saint Louis 67 • 22-12

#	Player	Total			3-Ptr			Rebounds			PF	TP	A	TO	Blk	Stl	Min
		FG-FGA	FG-FGA	FT-FTA	FG-FGA	FG-FGA	FT-FTA	Off	Def	Tot							
01	FOREMAN, D.J.	f	3-5	0-0	3-4	4	7	11	2	9	0	0	1	0	27		
11	FRENCH, Hasahn	f	3-9	0-0	1-1	2	8	10	3	7	4	3	1	1	37		
00	GOODWIN, Jordan	g	3-5	2-2	0-0	1	4	5	4	8	1	2	0	0	38		
02	Tramaine Isabell Jr.	g	6-15	3-8	1-5	0	4	4	1	19	8	3	0	0	36		
03	BESS, Javon	g	10-14	3-6	1-2	0	7	7	1	24	1	1	0	1	39		
15	JACOBS, Demarius	g	0-0	0-0	0-0	0	0	0	0	0	0	0	0	0	1		
20	Fred Thatch Jr.	g	0-3	0-1	0-0	1	2	3	0	0	1	0	0	0	19		
23	HANKTON, KC	g	0-0	0-0	0-0	0	1	1	0	0	0	0	0	0	1		
31	RABOIN, Jack	g	0-0	0-0	0-0	0	0	0	0	0	0	0	0	0	1		
33	WELMER, Elliott	g	0-1	0-0	0-0	0	0	0	1	0	0	0	0	0	1		
Team						2	2	4									
Totals			25-52	8-17	9-12	10	35	45	12	67	15	9	2	2	200		

FG % 1st Half: 11-22 50.0% 2nd half: 14-30 46.7% Game: 25-52 48.1%
 3FG % 1st Half: 4-7 57.1% 2nd half: 4-10 40.0% Game: 8-17 47.1%
 FT % 1st Half: 3-4 75.0% 2nd half: 6-8 75.0% Game: 9-12 75.0%

Davidson 44 • 24-9

#	Player	Total			3-Ptr			Rebounds			PF	TP	A	TO	Blk	Stl	Min
		FG-FGA	FG-FGA	FT-FTA	FG-FGA	FG-FGA	FT-FTA	Off	Def	Tot							
35	BRAJKOVIC, Luka	f	5-9	0-0	2-2	3	2	5	4	12	0	0	1	0	20		
03	GUDMUNDSSON, Jon A	g	4-10	3-7	4-4	0	5	5	1	15	2	2	0	0	36		
20	PRITCHETT, KISHAWN	g	0-3	0-1	0-0	0	1	1	0	0	2	0	2	0	26		
31	GRADY, Kellan	g	3-17	1-6	0-1	1	4	5	4	7	2	0	0	0	38		
34	FRAMPTON, Luke	g	3-11	3-11	0-0	1	3	4	0	9	2	1	2	0	39		
04	FREUNDLICH, Cal	g	0-0	0-0	0-0	0	0	0	0	0	0	0	0	0	1		
05	WYNTER, Malcolm	g	0-2	0-2	0-0	0	0	0	0	0	0	0	0	0	2		
24	COLLINS, Carter	g	0-4	0-3	0-2	1	0	1	4	0	0	0	0	1	16		
25	JONES, Bates	g	0-1	0-0	0-0	1	0	1	0	0	0	0	0	0	2		
32	BOACHIE-YIADOM, Nel.	g	0-0	0-0	1-2	0	1	1	0	1	0	0	0	0	1		
43	KOVACEVIC, Dusan	g	0-1	0-0	0-0	3	0	3	2	0	3	0	2	0	18		
53	CZERAPOWICZ, David	g	0-0	0-0	0-0	0	0	0	0	0	0	0	0	0	1		
Team						0	3	3									
Totals			15-58	7-30	7-11	10	19	29	15	44	11	5	7	1	200		

FG % 1st Half: 10-29 34.5% 2nd half: 5-29 17.2% Game: 15-58 25.9%
 3FG % 1st Half: 5-12 41.7% 2nd half: 2-18 11.1% Game: 7-30 23.3%
 FT % 1st Half: 4-4 100.0% 2nd half: 3-7 42.9% Game: 7-11 63.6%

Officials: Brian Doresey, Bill Covington, Lee Cassel
 Technical fouls: Saint Louis-GOODWIN, Jordan. Davidson-None.
 Attendance: 8133
 2019 Atlantic 10 Tournament Semifinals
 No. 6 Saint Louis vs. No. 2 Davidson

Score by periods	1st	2nd	Total
Saint Louis	29	38	67
Davidson	29	15	44

Points In Off 2nd Fast
 SLU 22 10 11 2 0
 DAV 16 5 4 0 1
 Bench
 DAV 0 1

Last FG - SLU 2nd-01:21, DAV 2nd-04:55.
 Largest lead - SLU by 24 2nd-00:57, DAV by 7 1st-03:38.
 SLU led for 27:40. DAV led for 06:44. Game was tied for 05:36.
 Score tied - 3 times.
 Lead changed - 3 times.

GAME 35: SAINT LOUIS 55, ST. BONAVENTURE 53

Official Basketball Box Score -- Game Totals -- Final Statistics
Saint Louis vs St. Bonaventure
03/17/19 1:00 p.m. at Barclays Center (Brooklyn, NY)

Saint Louis 55 • 23-12

#	Player	Total			3-Ptr			Rebounds			PF	TP	A	TO	Blk	Stl	Min
		FG-FGA	FG-FGA	FT-FTA	FG-FGA	FG-FGA	FT-FTA	Off	Def	Tot							
01	FOREMAN, D.J.	f	1-2	0-0	2-3	2	2	4	2	4	1	0	1	0	24		
11	Hasahn French	f	4-8	0-0	0-0	4	3	7	3	8	1	2	3	1	38		
00	GOODWIN, Jordan	g	7-15	1-5	1-3	6	8	14	1	16	3	0	3	2	39		
02	Tramaine Isabell Jr.	g	4-13	1-7	0-1	0	0	0	2	9	5	4	0	2	35		
03	BESS, Javon	g	4-14	0-4	3-6	0	8	8	3	11	3	0	0	0	37		
04	WILEY, Dion	g	2-5	2-5	0-0	1	0	1	0	6	0	0	0	1	15		
20	Fred Thatch Jr.	g	0-2	0-1	1-2	0	2	2	0	1	0	0	1	0	12		
Team						1	2	3									
Totals			22-59	4-22	7-15	14	25	39	11	55	13	6	8	6	200		

FG % 1st Half: 9-32 28.1% 2nd half: 13-27 48.1% Game: 22-59 37.3%
 3FG % 1st Half: 1-10 10.0% 2nd half: 3-12 25.0% Game: 4-22 18.2%
 FT % 1st Half: 6-9 66.7% 2nd half: 1-6 16.7% Game: 7-15 46.7%

St. Bonaventure 53 • 18-16

#	Player	Total			3-Ptr			Rebounds			PF	TP	A	TO	Blk	Stl	Min
		FG-FGA	FG-FGA	FT-FTA	FG-FGA	FG-FGA	FT-FTA	Off	Def	Tot							
15	Ladarien Griffin	f	5-13	0-0	0-0	3	8	11	2	10	0	3	1	0	40-		
21	Osun Osunniyi	f	1-2	0-0	2-2	1	5	6	3	4	0	0	4	0	30		
00	Kyle Lofton	g	2-14	0-2	2-2	3	1	4	2	6	4	0	1	2	40		
01	Dominick Welch	g	1-8	1-7	0-0	1	6	7	1	3	1	3	1	0	35		
11	Courtney Stockard	g	7-12	6-9	2-4	0	5	5	5	22	3	2	0	0	30		
03	OKOLI, Alpha	g	0-0	0-0	0-0	0	0	0	0	0	0	0	0	0	0+		
04	Nelson Kaputo	g	0-1	0-1	0-0	0	0	0	0	0	0	0	0	0	1		
23	Jalen Poyser	g	2-5	0-0	0-0	1	1	2	2	4	1	2	0	0	14		
32	Amadi Ikpeze	g	1-1	0-0	2-2	1	1	2	1	4	0	0	0	0	10		

**2018-19 Saint Louis Billikens
Saint Louis Season Schedule/Results & Leaders (as of Mar 17, 2019)
All games**

RECORD:	OVERALL	HOME	AWAY	NEUTRAL
ALL GAMES	23-12	15-2	4-8	4-2
CONFERENCE	10-8	7-2	3-6	0-0
NON-CONFERENCE	13-4	8-0	1-2	4-2

Date	Opponent	Score	Att.	High Points	High Rebounds
11/06/18	SOUTHEAST MISSOURI	W 75-65	6028	(18)Javon Bess (18)Tramaine Isabell Jr.	(12)Hasahn French
11/10/18	TROY	W 62-58	6523	(16)Tramaine Isabell Jr.	(10)Jordan Goodwin
11/13/18	!NORTH ALABAMA	W 69-58	4972	(16)Javon Bess	(10)Javon Bess
11/17/18	at Seton Hall	W 66-64	7854	(17)Dion Wiley	(13)Javon Bess
11/21/18	!vs Pitt	73-75 L	355	(16)GOODWIN, Jordan	(10)FRENCH, Hasahn
11/24/18	!CENTRAL ARKANSAS	W 73-61	6512	(19)Javon Bess	(9)Carte'Are Gordon
12/01/18	BUTLER	W 64-52	9572	(18)Javon Bess	(8)Hasahn French
12/05/18	at Southern Illinois	56-61 L	5021	(13)French,Hasahn	(15)Bess,Javon
12/09/18	OREGON STATE	W 65-61	6853	(24)Javon Bess	(6)D.J. Foreman
12/16/18	at Houston	64-68 L	6131	(17)Javon Bess	(10)Jordan Goodwin
12/19/18	N.C. CENTRAL	W 74-65	6678	(19)Javon Bess	(7)Hasahn French
12/22/18	%vs Florida State	59-81 L	8914	(16)Bess,Javon	(9)Goodwin,Jordan
12/30/18	APPALACHIAN STATE	W 83-55	7143	(20)Javon Bess	(12)Hasahn French
01/06/19	*RHODE ISLAND	W 60-53	7356	(24)Javon Bess	(11)Hasahn French
01/09/19	*MASSACHUSETTS	W 65-62	6325	(25)Hasahn French	(7)Tramaine Isabell Jr.
01/12/19	*at La Salle	W 71-64	1821	(12)Hasahn French (12)Goodwin,Jordan	(10)Hasahn French
01/15/19	*at Fordham	W 63-60	1778	(20)Jordan Goodwin	(11)Javon Bess
01/18/19	*SAINT JOSEPH'S	W 68-57	7852	(20)Javon Bess (20)Dion Wiley	(11)Hasahn French
01/23/19	*at Duquesne	73-77 L	3011	(24)Bess,Javon	(12)Goodwin,Jordan
01/26/19	*DAVIDSON	53-54 L	9358	(12)Jordan Goodwin (12)Hasahn French	(12)Hasahn French
01/30/19	*RICHMOND	81-84 L	4597	(31)Javon Bess	(12)Hasahn French
02/02/19	*at Rhode Island	54-65 L	6129	(17)Jordan Goodwin	(10)Hasahn French
02/05/19	*DAYTON	W 73-60	6311	(18)D.J. Foreman	(9)D.J. Foreman
02/08/19	*at Saint Joseph's	61-91 L	2784	(17)Tramaine Isabell Jr.	(8)Jordan Goodwin
02/13/19	*at George Washington	W 73-58	2012	(26)Bess,Javon	(13)French,Hasahn
02/16/19	*LA SALLE	W 62-49	7531	(23)Tramaine Isabell Jr.	(11)Hasahn French
02/23/19	*at Dayton	62-70 L	13137	(23)Tramaine Isabell Jr.	(12)Javon Bess
02/26/19	*at VCU	65-71 L	7637	(16)Tramaine Isabell Jr. (16)Hasahn French	(9)Jordan Goodwin
03/02/19	*GEORGE MASON	W 81-71	6814	(24)Jordan Goodwin	(8)Jordan Goodwin
03/06/19	*DUQUESNE	W 85-75	6711	(39)Tramaine Isabell Jr.	(12)Hasahn French
03/09/19	*at St. Bonaventure	57-66 L	4819	(21)Tramaine Isabell Jr.	(12)Tramaine Isabell Jr.
03/14/19	^vs Richmond	W 71-68	5968	(22)Hasahn French	(12)Hasahn French
03/15/19	^vs Dayton	W 64-55	6857	(24)Tramaine Isabell Jr.	(9)GOODWIN, Jordan (9)FOREMAN, D.J.
03/16/19	^vs Davidson	W 67-44	8133	(24)BESS, Javon	(11)FOREMAN, D.J.
03/17/19	^vs St. Bonaventure	W 55-53	8371	(16)GOODWIN, Jordan	(14)GOODWIN, Jordan

! = Barclays Center Classic (Pitt game played at Barclays Center in Brooklyn, N.Y.)

% = Orange Bowl Basketball Classic (BB&T Center in Sunrise, Fla.)

* = Atlantic 10 Conference game

^ = A-10 Championship (Brooklyn, N.Y.)

Attendance Summary	Games	Attend	Avg/Game
Home	17	117136	6890
Away	12	62134	5178
Neutral	6	38598	6433
Total	35	217868	6225

2018-19 Saint Louis Billikens
Saint Louis Points-Rebounds-Assists (as of Mar 17, 2019)
All games

Opponent	Date	Score		00 GOODWIN,JO	01 FOREMAN,DJ	02 ,TRAMAINÉ	03 BESS,JAVON	04 WILEY,DION	05 GORDON,CAR	11 FRENCH,HAS
SOUTHEAST MISSOURI	11/06/18	75-65	w	11-6-2	12-3-1	18-3-1	18-5-3	9-1-1	2-2-2	2-12-4
TROY	11/10/18	62-58	w	15-10-5	0-6-0	16-3-5	11-5-2	6-3-1	10-3-0	4-7-3
NORTH ALABAMA	11/13/18	69-58	w	4-4-2	15-2-5	11-7-3	16-10-4	3-0-1	7-3-0	11-5-1
at Seton Hall	11/17/18	66-64	w	2-5-3	7-4-0	13-4-2	8-13-1	17-0-0	14-4-2	2-2-0
vs Pitt	11/21/18	73-75	L	16-8-4	10-7-1	8-2-1	12-4-0	0-2-2	6-2-1	13-10-2
CENTRAL ARKANSAS	11/24/18	73-61	w	18-6-6	4-5-1	13-5-4	19-6-0	DNP	10-9-4	9-8-1
BUTLER	12/01/18	64-52	w	8-5-1	4-5-0	10-4-1	18-7-3	0-1-1	8-3-1	9-8-3
at Southern Illinois	12/05/18	56-61	L	12-4-2	2-1-0	8-3-3	3-15-6	DNP	11-2-2	13-9-1
OREGON STATE	12/09/18	65-61	w	5-4-2	5-6-2	DNP	24-4-2	DNP	11-5-1	2-4-3
at Houston	12/16/18	64-68	L	11-10-1	4-2-1	16-4-2	17-5-0	DNP	8-4-1	6-8-1
N.C. CENTRAL	12/19/18	74-65	w	16-3-5	9-1-0	10-4-4	19-6-6	DNP	10-6-0	6-7-3
vs Florida State	12/22/18	59-81	L	8-9-4	6-2-0	7-3-0	16-7-0	DNP	14-7-0	1-7-1
APPALACHIAN STATE	12/30/18	83-55	w	11-6-3	2-4-0	13-5-6	20-9-0	DNP	5-3-2	11-12-1
RHODE ISLAND	01/06/19	60-53	w	3-9-3	4-4-1	13-2-5	24-4-1	0-0-0	DNP	10-11-1
MASSACHUSETTS	01/09/19	65-62	w	7-3-4	4-5-2	17-7-7	8-4-1	0-0-0	DNP	25-6-1
at La Salle	01/12/19	71-64	w	12-9-6	9-6-0	8-0-1	11-5-0	5-2-1	DNP	12-10-4
at Fordham	01/15/19	63-60	w	20-9-6	2-1-1	5-3-3	17-11-2	3-1-1	DNP	9-8-0
SAINT JOSEPH'S	01/18/19	68-57	w	7-8-4	2-2-0	8-8-8	20-7-0	20-3-0	DNP	10-11-0
at Duquesne	01/23/19	73-77	L	4-12-3	10-7-2	11-6-2	24-9-2	7-3-0	DNP	10-8-0
DAVIDSON	01/26/19	53-54	L	12-9-6	2-2-0	9-6-3	10-6-1	5-0-0	DNP	12-12-1
RICHMOND	01/30/19	81-84	L	9-4-5	8-7-0	2-2-6	31-4-1	3-0-0	DNP	13-12-3
at Rhode Island	02/02/19	54-65	L	17-8-1	4-3-0	5-6-2	2-4-3	7-2-0	DNP	15-10-0
DAYTON	02/05/19	73-60	w	5-7-5	18-9-0	11-3-4	14-3-2	3-1-0	DNP	10-8-0
at Saint Joseph's	02/08/19	61-91	L	8-8-2	5-4-0	17-6-4	12-5-1	9-0-3	DNP	6-7-2
at George Washington	02/13/19	73-58	w	10-8-9	2-1-0	12-2-1	26-6-1	6-0-0	DNP	5-13-1
LA SALLE	02/16/19	62-49	w	10-8-5	2-3-0	23-10-1	14-5-2	0-1-1	DNP	10-11-2
at Dayton	02/23/19	62-70	L	7-6-3	15-2-0	23-2-7	6-12-1	DNP	DNP	8-3-1
at VCU	02/26/19	65-71	L	15-9-0	3-2-2	16-2-4	14-8-3	1-0-1	DNP	16-8-1
GEORGE MASON	03/02/19	81-71	w	24-8-5	2-7-1	17-2-4	17-5-4	6-1-0	DNP	5-7-3
DUQUESNE	03/06/19	85-75	w	7-9-7	9-6-0	39-8-2	13-8-2	3-0-0	DNP	6-12-0
at St. Bonaventure	03/09/19	57-66	L	7-9-0	6-5-0	21-12-6	7-6-0	2-0-0	DNP	14-4-1
vs Richmond	03/14/19	71-68	w	9-10-4	2-4-1	17-1-5	14-6-2	0-0-0	DNP	22-12-1
vs Dayton	03/15/19	64-55	w	17-9-1	4-9-2	24-2-6	15-4-3	0-1-0	DNP	4-5-0
vs Davidson	03/16/19	67-44	w	8-5-1	9-11-0	19-4-8	24-7-1	DNP	DNP	7-10-4
vs St. Bonaventure	03/17/19	55-53	w	16-14-3	4-4-1	9-0-5	11-8-3	6-1-0	DNP	8-7-1

Opponent	Date	Score		12 COURTNEY,B	15 JACOBS,DEM	20 ,FRED THAT	23 HANKTON,KC	24 GUDMUNDSS	31 RABOIN,JAC	33 WELMER,ELL
SOUTHEAST MISSOURI	11/06/18	75-65	w	DNP	1-1-1	2-2-1	DNP	DNP	DNP	DNP
TROY	11/10/18	62-58	w	DNP	0-0-0	0-1-0	DNP	DNP	DNP	DNP
NORTH ALABAMA	11/13/18	69-58	w	DNP	DNP	2-2-3	DNP	DNP	DNP	DNP
at Seton Hall	11/17/18	66-64	w	DNP	DNP	3-1-0	DNP	DNP	DNP	DNP
vs Pitt	11/21/18	73-75	L	DNP	0-2-1	3-5-0	5-0-0	0-0-0	DNP	DNP
CENTRAL ARKANSAS	11/24/18	73-61	w	DNP	0-0-0	0-5-0	0-0-0	DNP	DNP	DNP
BUTLER	12/01/18	64-52	w	DNP	DNP	7-4-0	DNP	DNP	DNP	DNP
at Southern Illinois	12/05/18	56-61	L	DNP	3-1-0	4-3-0	0-1-0	DNP	DNP	DNP
OREGON STATE	12/09/18	65-61	w	DNP	2-2-0	16-5-2	0-0-0	DNP	DNP	DNP
at Houston	12/16/18	64-68	L	DNP	0-0-0	2-1-0	DNP	DNP	DNP	DNP
N.C. CENTRAL	12/19/18	74-65	w	DNP	0-0-0	4-3-2	DNP	DNP	DNP	DNP
vs Florida State	12/22/18	59-81	L	DNP	0-0-0	7-1-0	0-0-0	DNP	DNP	DNP
APPALACHIAN STATE	12/30/18	83-55	w	0-0-0	2-1-2	9-4-0	5-2-0	0-1-0	5-1-0	DNP
RHODE ISLAND	01/06/19	60-53	w	DNP	0-0-0	2-2-1	4-5-1	DNP	DNP	DNP
MASSACHUSETTS	01/09/19	65-62	w	DNP	0-0-0	2-5-0	2-1-0	DNP	DNP	DNP
at La Salle	01/12/19	71-64	w	DNP	0-0-0	8-2-0	6-0-0	DNP	DNP	DNP
at Fordham	01/15/19	63-60	w	DNP	0-0-0	7-1-1	DNP	DNP	DNP	DNP
SAINT JOSEPH'S	01/18/19	68-57	w	DNP	0-1-2	1-2-1	0-1-1	DNP	DNP	DNP
at Duquesne	01/23/19	73-77	L	DNP	DNP	6-6-1	1-2-0	DNP	DNP	DNP
DAVIDSON	01/26/19	53-54	L	DNP	DNP	3-0-1	0-0-0	DNP	DNP	DNP
RICHMOND	01/30/19	81-84	L	DNP	DNP	4-1-0	11-6-1	DNP	DNP	DNP
at Rhode Island	02/02/19	54-65	L	DNP	DNP	4-1-1	0-0-0	DNP	DNP	DNP
DAYTON	02/05/19	73-60	w	DNP	DNP	12-7-0	DNP	DNP	DNP	DNP
at Saint Joseph's	02/08/19	61-91	L	DNP	DNP	4-1-1	DNP	DNP	DNP	DNP
at George Washington	02/13/19	73-58	w	DNP	DNP	12-1-2	DNP	DNP	DNP	DNP
LA SALLE	02/16/19	62-49	w	DNP	DNP	3-1-1	DNP	DNP	DNP	DNP
at Dayton	02/23/19	62-70	L	DNP	0-0-0	3-2-0	0-0-0	DNP	DNP	DNP
at VCU	02/26/19	65-71	L	DNP	0-0-0	0-2-3	0-0-0	DNP	DNP	DNP
GEORGE MASON	03/02/19	81-71	w	DNP	DNP	7-6-3	3-1-0	DNP	DNP	DNP
DUQUESNE	03/06/19	85-75	w	DNP	DNP	8-7-2	0-0-0	DNP	DNP	0-0-0
at St. Bonaventure	03/09/19	57-66	L	DNP	DNP	0-2-1	DNP	DNP	DNP	DNP
vs Richmond	03/14/19	71-68	w	DNP	DNP	7-3-0	0-1-0	DNP	DNP	DNP
vs Dayton	03/15/19	64-55	w	DNP	DNP	0-2-1	0-0-0	DNP	DNP	DNP
vs Davidson	03/16/19	67-44	w	DNP	0-0-0	0-3-1	0-1-0	DNP	0-0-0	0-0-0
vs St. Bonaventure	03/17/19	55-53	w	DNP	DNP	1-2-0	DNP	DNP	DNP	DNP

**2018-19 Saint Louis Billikens
Saint Louis Team Game-by-Game Comparison (as of Mar 17, 2019)
All games**

Opponent	1st	2nd	Score	Mar	Total FG	FG Pct	3-Pointers	3FG Pct	Free Throws	FT Pct	Rebounds	Assist	T/Over	Block	Steal	Fouls
SOUTHEAST MISSOURI	40/24	35/41	75-65	+10	26-54/25-58	481/431	4-25/7-17	.160/.412	19-33/8-10	.576/.800	39/31 +8	16/14	14/16	4/1	9/4	15/28
TROY	23/29	39/29	62-58	+4	21-56/21-54	375/389	8-26/5-18	.308/.278	12-25/11-15	.480/.733	39/39 -	16/15	10/14	3/3	7/8	17/22
NORTH ALABAMA	32/28	37/30	69-58	+11	24-51/20-56	471/357	4-16/4-15	.250/.267	17-27/14-19	.630/.737	34/39 (5)	19/11	8/14	6/2	8/3	37/46
Seton Hall	33/28	33/36	66-64	+2	20-42/19-57	476/333	5-8/4-17	.625/.235	21-30/22-31	.700/.710	40/28 +12	8/4	24/9	7/4	8/8	54/40
Pitt	33/38	40/37	73-75	(2)	29-68/24-55	426/436	5-15/4-12	.333/.333	10-16/23-34	.625/.676	43/36 +7	12/10	12/9	7/5	7/5	23/19
CENTRAL ARKANSAS	34/30	39/31	73-61	+12	22-52/20-56	423/357	7-16/8-25	438/320	22-32/13-18	.688/.722	47/24 +23	16/10	18/13	5/3	5/5	19/20
BUTLER	30/24	34/28	64-52	+12	20-43/18-64	465/281	5-15/4-24	.333/.167	19-30/12-15	.633/.800	41/38 +3	10/4	19/14	8/1	8/9	16/21
Southern Illinois	23/27	33/34	56-61	(5)	23-69/23-51	333/451	6-26/4-18	.231/.222	4-9/11-21	.444/.524	45/39 +6	14/11	16/16	2/8	9/9	19/13
OREGON STATE	33/29	32/32	65-61	+4	21-50/21-53	420/396	8-12/6-22	.667/.273	15-32/13-17	.469/.765	36/37 (1)	12/15	15/17	4/2	10/8	19/25
Houston	27/29	37/39	64-68	(4)	22-60/22-50	367/440	6-19/6-20	.316/.300	14-23/18-25	.609/.720	35/41 (6)	6/10	8/14	3/5	7/6	20/22
N.C. CENTRAL	31/36	43/29	74-65	+9	30-61/26-45	492/578	6-15/6-13	400/462	8-19/7-8	.421/.875	32/23 +9	20/20	18/24	4/4	12/7	16/23
Florida State	25/40	34/41	59-81	(22)	19-63/31-56	302/554	3-14/10-18	.214/.556	18-25/9-11	.720/.818	38/37 +1	5/13	18/20	4/3	12/10	11/21
APPALACHIAN STATE	34/28	49/27	83-55	+28	32-68/19-59	471/322	6-22/4-22	.273/.182	13-21/13-18	.619/.722	49/36 +13	14/8	5/11	5/0	6/5	17/19
RHODE ISLAND	25/25	35/28	60-53	+7	21-55/18-42	382/346	7-21/6-18	.333/.333	11-23/11-16	.478/.688	37/39 (2)	13/10	12/17	5/3	9/8	14/19
MASSACHUSETTS	32/25	33/37	65-62	+3	22-56/22-44	393/500	2-17/4-12	.118/.333	19-30/14-21	.633/.667	35/31 +4	15/11	8/18	6/5	9/3	22/25
La Salle	37/27	34/37	71-64	+7	27-58/23-55	466/418	5-12/9-20	.417/.450	12-22/9-14	.545/.643	37/31 +6	12/15	14/16	3/1	9/8	17/20
Fordham	34/32	29/28	63-60	+3	20-51/22-56	392/393	9-27/8-30	.333/.267	14-23/8-11	.609/.727	42/29 +13	14/7	12/7	1/4	6/8	11/15
SAINT JOSEPH'S	34/25	34/32	68-57	+11	22-57/18-61	386/295	11-29/6-30	.379/.200	13-23/15-19	.565/.789	44/40 +4	16/11	11/9	0/2	5/8	16/18
Duquesne	36/35	37/42	73-77	(4)	26-67/23-61	388/377	2-20/6-29	100/207	19-22/25-38	.864/658	54/31 +23	10/14	23/12	4/7	7/7	29/17
DAVIDSON	21/24	32/30	53-54	(1)	17-49/17-43	347/395	6-22/9-26	.273/.346	13-20/11-13	.650/.846	37/26 +11	12/14	13/12	4/2	5/7	18/20
RICHMOND	40/47	41/37	81-84	(3)	31-72/30-52	431/577	7-22/7-16	.318/.438	12-17/17-18	.706/.944	38/26 +12	16/18	12/15	4/7	12/7	17/11
Rhode Island	20/24	34/41	54-65	(11)	23-54/22-52	426/423	2-8/4-18	.250/.222	6-16/17-22	.375/.773	35/34 +1	7/13	12/7	3/8	2/7	18/14
DAYTON	34/22	39/38	73-60	+13	24-57/23-54	421/426	5-20/3-16	.250/1.188	20-32/11-15	.625/.733	41/33 +8	11/9	9/12	5/1	7/3	17/20
Saint Joseph's	34/45	27/46	61-91	(30)	22-59/33-59	373/559	6-26/12-28	.231/.429	11-20/13-17	.550/.765	37/35 +2	13/16	11/5	2/3	4/6	15/13
George Washington	31/31	42/27	73-58	+15	23-49/21-51	469/412	9-22/8-17	409/471	18-22/8-14	.818/571	33/26 +7	14/13	12/14	2/1	6/2	17/16
LA SALLE	26/20	36/29	62-49	+13	22-50/19-63	440/302	5-15/5-27	.333/1.185	13-27/6-9	.481/.667	42/39 +3	12/12	11/13	6/4	6/7	13/26
Dayton	21/22	41/48	62-70	(8)	26-56/24-48	464/500	4-13/10-22	.308/4.55	6-14/12-20	.429/600	30/33 (3)	12/14	11/15	0/2	6/2	18/11
VCU	27/41	38/30	65-71	(6)	23-50/23-51	460/451	4-15/7-25	.267/.280	15-25/18-25	.600/.720	38/25 +13	14/13	19/12	3/5	9/7	26/20
GEORGE MASON	40/24	41/47	81-71	+10	30-66/22-63	455/349	8-23/7-16	.348/4.38	13-19/20-25	.684/800	43/43 -	20/14	12/14	9/4	6/6	20/20
DUQUESNE	31/34	54/41	85-75	+10	28-68/28-62	412/452	7-20/10-27	.350/.370	22-39/9-15	.564/600	50/38 +12	13/15	13/17	4/6	11/8	16/25
St. Bonaventure	27/22	30/44	57-66	(9)	21-62/20-44	339/455	5-19/6-15	.263/400	10-17/20-27	.588/741	41/33 +8	8/12	13/11	2/8	3/6	21/15
Richmond	30/36	41/32	71-68	+3	28-59/25-51	475/490	6-19/6-15	.316/400	9-18/12-17	.500/706	42/20 +22	13/15	8/5	4/4	2/2	13/12
Dayton	29/30	35/25	64-55	+9	24-57/22-50	421/440	6-14/7-22	429/318	10-15/4-6	.667/667	33/32 +1	13/16	9/16	3/5	8/5	14/17
Davidson	29/29	38/15	67-44	+23	25-52/15-58	481/259	8-17/7-30	471/233	9-12/7-11	.750/636	45/29 +16	15/11	9/5	2/7	2/1	12/15
St. Bonaventure	25/34	30/19	55-53	+2	22-59/19-56	373/339	4-22/7-19	.182/368	7-15/8-10	.467/800	39/42 (3)	13/9	6/11	8/7	6/2	11/16

Note: Game totals are displayed in the format TEAM/OPPONENT for each category

2018-19 Saint Louis Billikens
Saint Louis Combined Team Statistics (as of Mar 10, 2019)
Conference games only

RECORD:	OVERALL	HOME	AWAY	NEUTRAL
ALL GAMES	10-8	7-2	3-6	0-0
CONFERENCE	10-8	7-2	3-6	0-0
NON-CONFERENCE	0-0	0-0	0-0	0-0

#	Player	gp-gs	min	avg	Total		3-Point		F-Throw		Rebounds				pf	dq	a	to	blk	stl	pts	avg	
					fg-fga	fg%	3fg-fga	3fg%	ft-fga	ft%	off	def	tot	avg									
03	Javon Bess	18-18	668	37.1	82-225	.364	34-108	.315	72-91	.791	18	94	112	6.2	43	2	27	23	2	24	270	15.0	
02	Tramaine Isabell Jr.	18-18	608	33.8	90-215	.419	24-80	.300	53-75	.707	27	60	87	4.8	29	0	70	50	2	16	257	14.3	
11	Hasahn French	18-17	573	31.8	86-164	.524	0-0	.000	24-69	.348	55	106	161	8.9	61	5	21	40	37	20	196	10.9	
00	Jordan Goodwin	18-17	630	35.0	65-171	.380	11-45	.244	43-82	.524	67	76	143	7.9	50	1	74	42	5	32	184	10.2	
01	D.J. Foreman	18-18	390	21.7	43-79	.544	0-0	.000	21-44	.477	27	49	76	4.2	57	2	9	36	8	7	107	5.9	
20	Fred Thatch Jr.	18-0	364	20.2	26-68	.382	9-31	.290	25-37	.676	25	24	49	2.7	50	3	19	16	5	18	86	4.8	
04	Dion Wiley	17-1	260	15.3	26-83	.313	21-71	.296	7-9	.778	1	13	14	0.8	20	0	7	8	3	2	80	4.7	
23	KC Hankton	12-0	79	6.6	10-28	.357	5-15	.333	2-4	.500	8	8	16	1.3	10	0	3	2	1	2	27	2.3	
33	Elliott Welmer	1-1	2	2.0	0-1	.000	0-0	.000	0-0	.000	0	0	0	0.0	1	0	0	1	0	0	0	0.0	
15	Demarius Jacobs	7-0	26	3.7	0-2	.000	0-1	.000	0-0	.000	0	1	1	0.1	3	0	2	3	0	1	0	0.0	
Team											33	22	55		1		7						
Total.....		18	3600		428-1036	.413	104-351	.296	247-411	.601	261	453	714	39.7	325	13	232	228	63	122	1207	67.1	
Opponents.....		18	3600		408-971	.420	127-392	.324	244-339	.720	160	432	592	32.9	325	7	231	226	73	110	1187	65.9	

TEAM STATISTICS	SLU	OPP	Date	Opponent	Score	Att.
SCORING	1207	1187	* 01/06/19	RHODE ISLAND	w 60-53	7356
Points per game	67.1	65.9	* 01/09/19	MASSACHUSETTS	w 65-62	6325
Scoring margin	+1.1	-	* 01/12/19	at La Salle	w 71-64	1821
FIELD GOALS-ATT	428-1036	408-971	* 01/15/19	at Fordham	w 63-60	1778
Field goal pct	.413	.420	* 01/18/19	SAINT JOSEPH'S	w 68-57	7852
3 POINT FG-ATT	104-351	127-392	* 01/23/19	at Duquesne	L 73-77	3011
3-point FG pct	.296	.324	* 01/26/19	DAVIDSON	L 53-54	9358
3-pt FG made per game	5.8	7.1	* 01/30/19	RICHMOND	L 81-84	4597
FREE THROWS-ATT	247-411	244-339	* 02/02/19	at Rhode Island	L 54-65	6129
Free throw pct	.601	.720	* 02/05/19	DAYTON	w 73-60	6311
F-Throws made per game	13.7	13.6	* 02/08/19	at Saint Joseph's	L 61-91	2784
REBOUNDS	714	592	* 02/13/19	at George Washington	w 73-58	2012
Rebounds per game	39.7	32.9	* 02/16/19	LA SALLE	w 62-49	7531
Rebounding margin	+6.8	-	* 02/23/19	at Dayton	L 62-70	13137
ASSISTS	232	231	* 02/26/19	at VCU	L 65-71	7637
Assists per game	12.9	12.8	* 03/02/19	GEORGE MASON	w 81-71	6814
TURNOVERS	228	226	* 03/06/19	DUQUESNE	w 85-75	6711
Turnovers per game	12.7	12.6	* 03/09/19	at St. Bonaventure	L 57-66	4819
Turnover margin	-0.1	-				
Assist/turnover ratio	1.0	1.0	! = Barclays Center Classic (Pitt game played at Barclays Center in Brooklyn, N.Y.)			
STEALS	122	110	% = Orange Bowl Basketball Classic (BB&T Center in Sunrise, Fla.)			
Steals per game	6.8	6.1	* = Atlantic 10 Conference game			
BLOCKS	63	73				
Blocks per game	3.5	4.1				
ATTENDANCE	62855	43128				
Home games-Avg/Game	9-6984	9-4792				
Neutral site-Avg/Game	-	0-0				

Score by Periods	1st	2nd	Totals
Saint Louis	550	657	1207
Opponents	525	662	1187

**2018-19 Saint Louis Billikens
Saint Louis Combined Team Statistics (as of Mar 17, 2019)
All games**

Overall record: 23-12 Conf: 10-8 Home: 15-2 Away: 4-8 Neutral: 4-2

#	Player	gp-gs	min	avg	Total		3-Point		F-Throw		Rebounds				pf	dq	a	to	blk	stl	pts	avg
					fg-fga	fg%	3fg-fga	3fg%	ft-fa	ft%	off	def	tot	avg								
03	Javon Bess	35-35	1285	36.7	168-424	.396	65-196	.332	134-170	.788	37	196	233	6.7	84	3	63	42	7	48	535	15.3
02	Tramaine Isabell Jr.	34-32	1103	32.4	160-387	.413	51-157	.325	98-138	.710	37	104	141	4.1	66	2	126	99	3	40	469	13.8
00	Jordan Goodwin	35-34	1196	34.2	137-338	.405	25-93	.269	72-140	.514	123	138	261	7.5	98	3	123	85	11	64	371	10.6
11	Hasahn French	35-34	1065	30.4	145-297	.488	0-0	.000	36-104	.346	98	196	294	8.4	124	8	51	72	64	35	326	9.3
05	Carte'Are Gordon	13-9	319	24.5	45-83	.542	2-5	.400	24-48	.500	16	37	53	4.1	39	2	16	27	23	14	116	8.9
01	D.J. Foreman	35-26	742	21.2	76-156	.487	0-1	.000	54-100	.540	58	94	152	4.3	92	3	24	58	16	10	206	5.9
04	Dion Wiley	26-2	390	15.0	38-118	.322	31-102	.304	14-23	.609	3	20	23	0.9	39	2	13	12	4	4	121	4.7
20	Fred Thatch Jr.	35-2	684	19.5	51-140	.364	18-65	.277	33-54	.611	42	54	96	2.7	83	3	29	28	12	28	153	4.4
31	Jack Raboin	2-0	3	1.5	2-2	1.000	1-1	1.000	0-0	.000	1	0	1	0.5	0	0	0	0	0	0	5	2.5
23	KC Hankton	21-0	119	5.7	12-39	.308	7-24	.292	6-8	.750	9	12	21	1.0	10	0	3	2	1	2	37	1.8
15	Demarius Jacobs	18-0	88	4.9	2-11	.182	1-6	.167	3-8	.375	2	6	8	0.4	18	0	6	8	1	3	8	0.4
33	Elliott Welmer	2-1	3	1.5	0-2	.000	0-0	.000	0-0	.000	0	0	0	0.0	2	0	0	1	0	0	0	0.0
12	Brandon Courtney	1-0	2	2.0	0-1	.000	0-0	.000	0-0	.000	0	0	0	0.0	0	0	0	0	0	0	0	0.0
24	Ingvi Gudmundsson	2-0	5	2.5	0-2	.000	0-2	.000	0-0	.000	0	1	1	0.5	1	0	0	0	0	0	0	0.0
Team											57	50	107		2		11					
Total.....		35	7004		836-2000	.418	201-652	.308	474-793	.598	483	908	1391	39.7	658	26	454	445	142	248	2347	67.1
Opponents.....		35	7007		778-1900	.409	226-719	.314	449-625	.718	308	855	1163	33.2	704	22	427	454	137	207	2231	63.7

TEAM STATISTICS	SLU	OPP	Date	Opponent	Score	Att.	
SCORING	2347	2231	11/06/18	SOUTHEAST MISSOURI	w	75-65 6028	
Points per game	67.1	63.7	11/10/18	TROY	w	62-58 6523	
Scoring margin	+3.3	-	! 11/13/18	NORTH ALABAMA	w	69-58 4972	
FIELD GOALS-ATT	836-2000	778-1900	11/17/18	at Seton Hall	w	66-64 7854	
Field goal pct	.418	.409	! 11/21/18	vs Pitt	L	73-75 355	
3 POINT FG-ATT	201-652	226-719	! 11/24/18	CENTRAL ARKANSAS	w	73-61 6512	
3-point FG pct	.308	.314	12/01/18	BUTLER	w	64-52 9572	
3-pt FG made per game	5.7	6.5	12/05/18	at Southern Illinois	L	56-61 5021	
FREE THROWS-ATT	474-793	449-625	12/09/18	OREGON STATE	w	65-61 6853	
Free throw pct	.598	.718	12/16/18	at Houston	L	64-68 6131	
F-Throws made per game	13.5	12.8	12/19/18	N.C. CENTRAL	w	74-65 6678	
REBOUNDS	1391	1163	% 12/22/18	vs Florida State	L	59-81 8914	
Rebounds per game	39.7	33.2	12/30/18	APPALACHIAN STATE	w	83-55 7143	
Rebounding margin	+6.5	-	* 01/06/19	RHODE ISLAND	w	60-53 7356	
ASSISTS	454	427	* 01/09/19	MASSACHUSETTS	w	65-62 6325	
Assists per game	13.0	12.2	* 01/12/19	at La Salle	w	71-64 1821	
TURNOVERS	445	454	* 01/15/19	at Fordham	w	63-60 1778	
Turnovers per game	12.7	13.0	* 01/18/19	SAINT JOSEPH'S	w	68-57 7852	
Turnover margin	+0.3	-	* 01/23/19	at Duquesne	L	73-77 3011	
Assist/turnover ratio	1.0	0.9	* 01/26/19	DAVIDSON	L	53-54 9358	
STEALS	248	207	* 01/30/19	RICHMOND	L	81-84 4597	
Steals per game	7.1	5.9	* 02/02/19	at Rhode Island	L	54-65 6129	
BLOCKS	142	137	* 02/05/19	DAYTON	w	73-60 6311	
Blocks per game	4.1	3.9	* 02/08/19	at Saint Joseph's	L	61-91 2784	
ATTENDANCE	117136	100732	* 02/13/19	at George Washington	w	73-58 2012	
Home games-Avg/Game	17-6890	12-5178	* 02/16/19	LA SALLE	w	62-49 7531	
Neutral site-Avg/Game	-	6-6433	* 02/23/19	at Dayton	L	62-70 13137	
			* 02/26/19	at VCU	L	65-71 7637	
Score by Periods	1st	2nd	Totals	* 03/02/19	GEORGE MASON	w	81-71 6814
Saint Louis	1061	1286	2347	* 03/06/19	DUQUESNE	w	85-75 6711
Opponents	1044	1187	2231	* 03/09/19	at St. Bonaventure	L	57-66 4819
				^ 03/14/19	vs Richmond	w	71-68 5968
				^ 03/15/19	vs Dayton	w	64-55 6857
				^ 03/16/19	vs Davidson	w	67-44 8133
				^ 03/17/19	vs St. Bonaventure	w	55-53 8371

! = Barclays Center Classic (Pitt game played at Barclays Center in Brooklyn, N.Y.)
% = Orange Bowl Basketball Classic (BB&T Center in Sunrise, Fla.)
* = Atlantic 10 Conference game
^ = A-10 Championship (Brooklyn, N.Y.)



2019 NCAA DIVISION I MEN'S BASKETBALL CHAMPIONSHIP BRACKET

First Round MARCH 21-22 | **Second Round** MARCH 23-24 | **Regional Semifinals** MARCH 28-29 | **Regional Finals** MARCH 30-31 | **National Semifinals** APRIL 6 | **N. Dakota St. (18-15) 16** | **W** | **Arizona St. (22-10) 11**
First Round MARCH 21-22 | **Second Round** MARCH 23-24 | **Regional Semifinals** MARCH 28-29 | **Regional Finals** MARCH 30-31 | **N. Dakota St. (18-15) 16** | **E** | **Dayton (19-20)** | **Mar 20** | **NC Central (18-15) 16** | **W** | **St. John's (21-12) 11**

FIRST FOUR

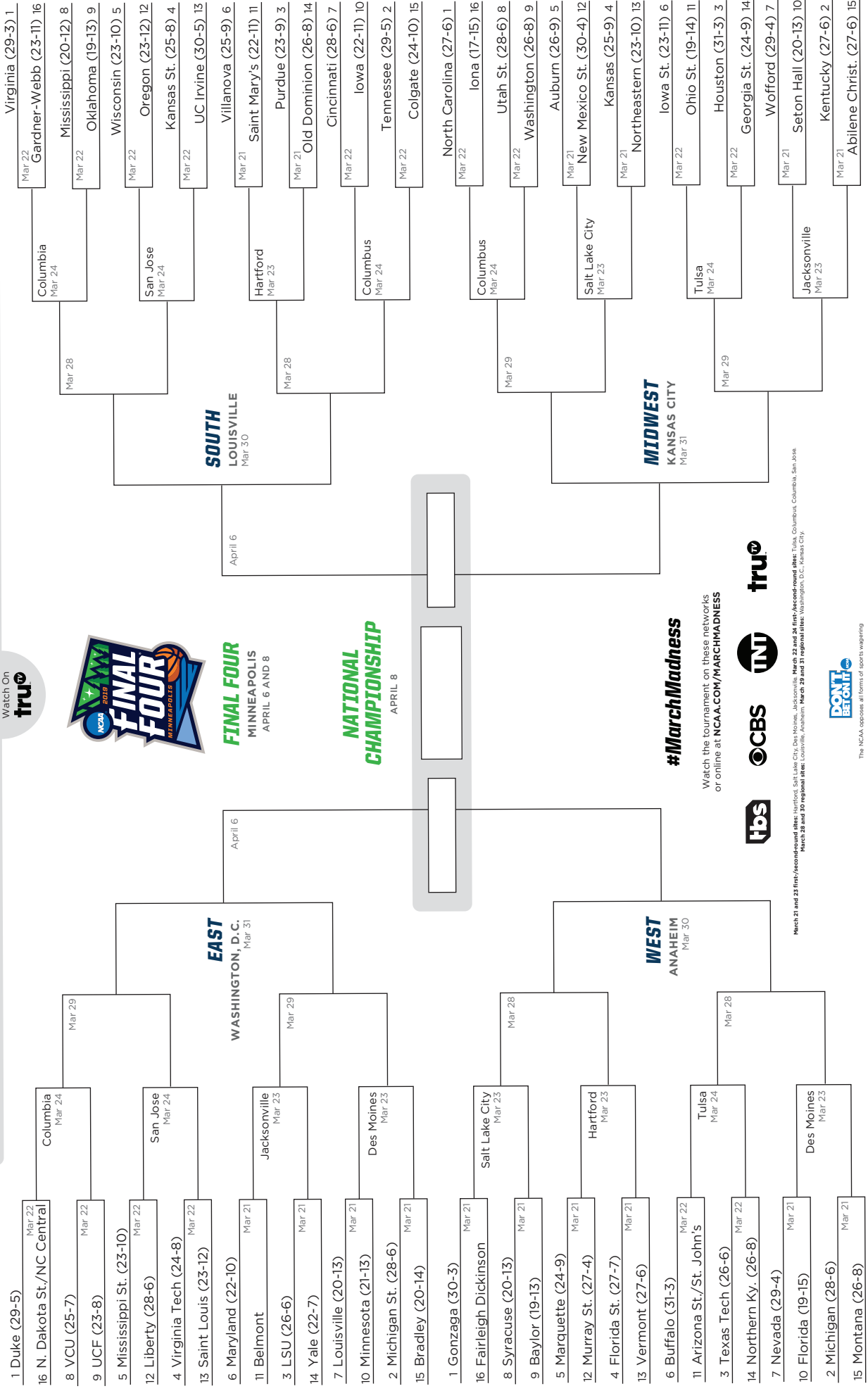
16 Prairie View (22-12) ⁷⁶ | **11** Belmont (26-5) ⁸¹
16 F. Dickinson (20-13) ⁸² | **11** Temple (23-9) ⁷⁰

Watch On **tru**
DAYTON MARCH 19-20
MINNEAPOLIS APRIL 6 AND 8



FINAL FOUR MINNEAPOLIS APRIL 6 AND 8

NATIONAL CHAMPIONSHIP APRIL 8



#MarchMadness

Watch the tournament on these networks or online at NCAA.COM/MARCHMADNESS



March 21 and 23 first-round round sites: Hartford, Salt Lake City, Day, Moree, Jacksonville, March 22 and 24 first-round round sites: Tulsa, Columbus, Columbus, San Jose. March 28 and 30 regional sites: Louisville, Anaheim, March 29 and 31 regional sites: Washington, D.C., Kansas City.