



HOKIES

2019-20 Virginia Tech Men's Basketball Game Notes

Game Info

Wednesday, Jan. 22 | Game 19
Cassell Coliseum | Blacksburg, Va.
Blackout Effect

INFORMATION

Virginia Tech
Hokies



Record.....13-5, 4-3 ACC
Starters R/L.....1/4
Head Coach.....Mike Young
Record at Tech (Years).....13-5 (1st)

North Carolina
Tar Heels



Record.....8-9, 1-5 ACC
Starters R/L.....1/4
Head Coach.....Roy Williams
Record at UNC (Years).....461-142 (17th)

NUMBERS TO KNOW

1

• Tech is No. 1 in the nation in turnovers committed per game, averaging 9.5 miscues a contest. The Hokies have only had double-digit turnovers in two of their last nine games.

3

• Wabissa Bede owns a 3.86 assist-turnover ratio (112 assists, 29 turnovers), ranking third nationally & first in the ACC. He hasn't had more than three turnovers in a game all year.

7

• One of the better shooting teams, the Hokies are seventh nationally & first in the ACC in 3s made per game (10.4). They are one of only two high-majors to average 10 (Alabama).

PROJECTED STARTERS (Based off last game)

#	Name	P	R	A	B	S
2	Landers Nolley (G/F)	17.8	5.7	2.7	0.3	0.9
3	Wabissa Bede (G)	5.8	4.0	6.2	0.3	1.0
14	P.J. Horne (F)	8.2	4.6	0.4	0.6	0.6
15	Jalen Cone (G)	7.6	0.9	0.5	0.0	0.1
23	Tyrece Radford (G)	8.8	6.4	1.5	0.3	1.0

On the Call

Dave O'Brien (PxP)
Cory Alexander (Analyst)
Katie George (Sideline)



AT THE RIM

- Back in the friendly confines of Cassell Coliseum, the Virginia Tech men's basketball team will play in front of a sellout crowd on Wednesday at 8 p.m. ET, taking on North Carolina.
- UNC leads the all-time series 68-14 and is 21-5 in Blacksburg, but the Hokies got the best of UNC the last time in Cassell (80-69, 2018).
- The last time these two faced off was all UNC, as the Tar Heels scored 100-plus and cruised to a 103-82 victory in Chapel Hill. (More on page 5)
- This will be the first time since 2010 that Carolina has played the Hokies in Blacksburg unranked. That game was a 74-70 Tech victory.
- Tech coach Mike Young is 1-2 all-time against UNC and coach Roy Williams, earning the W in 2017 at UNC, 79-75, when he was at Wofford.

WHO TO WATCH



- Snapping out of a scoring drought, guard Nahiem Alleyne put together his best game since December, netting a team-high 17 points versus Syracuse on Saturday.
- The Georgia native also chipped in three rebounds and four assists.

- In his first-ever start, freshman Jalen Cone came out firing on all cylinders, scoring 14 points in the first half.
- However, the guard would cool off in the second half, being held scoreless. He finished shooting from the floor with a 5-of-11 stat line on Saturday.



LAST TIME OUT

- Tech trailed by as many as 16 points, cutting it to a one-point game with 10 seconds left, but missed in the final seconds to snap its three-game win streak with a 71-69 L to 'Cuse.
- The Hokies posted the second-most 3s (15) and assists (22) in a game this season.

Schedule

NOVEMBER

5	AT CLEMSON* (ESPNU)	W, 67-60
8	COPPIN STATE (ACCNX)	W, 74-42
13	USC UPSTATE (ACCNX)	W, 80-57
16	LEHIGH (ACCNX)	W, 79-53
20	DELAWARE STATE (ACCNX)	W, 100-64
25	(1) VS. NO. 3/3 MICHIGAN STATE (ESPN2)	W, 71-66
26	(1) VS. [RV/--] DAYTON (ESPN)	L, 89-62
27	(1) VS. BYU (ESPN2)	L, 90-77

DECEMBER

6	NO. 10/8 DUKE* (ACCN)	L, 77-63
11	CHATTANOOGA (ACCN)	W, 63-58
15	GARDNER-WEBB (ACCNX)	W, 73-46
21	VMI (ACCN)	W, 64-55
29	MARYLAND EASTERN SHORE (RSN)	W, 92-37

JANUARY

4	AT NO. 19/19 VIRGINIA* (RSN)	L, 65-39
7	AT SYRACUSE* (ACCN)	W, 67-63
11	NC STATE* (RSN)	W, 72-58
14	AT WAKE FOREST* (ACCN)	W, 80-70
18	SYRACUSE* (RSN)	L, 71-69
22	NORTH CAROLINA* (ACCN)	8 P.M.
25	AT BOSTON COLLEGE* (ESPNU)	2 P.M.
28	AT MIAMI (FLA.)* (ACCN)	8 P.M.

FEBRUARY

1	NO. 5/6 FLORIDA STATE* (RSN)	4 P.M.
4	AT GEORGIA TECH* (ESPN/ESPN2/ESPNU/ACCN)	7 P.M.
8	BOSTON COLLEGE* (RSN)	NOON
15	PITT* (ACCN)	6/8 P.M.
19	MIAMI (FLA.)* (RSN)	9 P.M.
22	AT NO. 8/8 DUKE* (ESPN/ESPN2/ESPNU/ACCN)	4 P.M.
26	[RV/RV] VIRGINIA* (ESPN/ESPN2/ESPNU/ACCN)	7 P.M.

MARCH

1	AT NO. 6/5 LOUISVILLE* (ACCN)	6 P.M.
4	CLEMSON* (ACCN)	7 P.M.
7	AT NOTRE DAME* (ACCN)	2/4 P.M.
10-14	(2) VS. TBA (ESPN/ESPN2/ACCN)	TBA

* ACC GAME | AP POLL RANKING/COACHES POLL RANKING

- 1 - MAUI JIM MAUI INVITATIONAL (MAUI, HAWAII')
- 2 - ACC TOURNAMENT (GREENSBORO, N.C.)

VIRGINIA TECH CONTACT INFO

Lance Dozier | Phone: (507) 993-1898 | Email: lance17@vt.edu
Assistant Director, Strategic Communications
Matt Johnson | Phone: (336) 692-2690 | Email: mattj3@vt.edu
Student Assistant, Strategic Communications

Social



@HokiesMBB



@HokiesMBB



/HokieSports



AP Top 25 Poll - Week 12

Jan. 20 | *Opponents in italics*

#	Team (1st place)	Record	Points
1	Baylor (33)	15-1	1591
2	Gonzaga (31)	20-1	1588
3	Kansas (1)	14-3	1470
4	San Diego State	19-0	1422
5	<i>Florida State</i>	16-2	1335
6	<i>Louisville</i>	15-3	1303
7	<i>Dayton</i>	16-2	1139
8	<i>Duke</i>	15-3	1065
9	Villanova	14-3	1055
10	Seton Hall	14-4	1034
11	<i>Michigan State</i>	14-4	1004
12	Oregon	15-4	886
13	<i>Butler</i>	15-3	867
14	West Virginia	14-3	758
15	<i>Kentucky</i>	13-4	755
16	Auburn	15-2	637
17	Maryland	14-4	525
18	Texas Tech	12-5	399
19	Iowa	13-5	398
20	Memphis	14-3	394
21	Illinois	13-5	280
22	Arizona	13-5	225
23	Colorado	14-4	154
24	Rutgers	14-4	152
25	Houston	14-4	151

Receiving Votes: Wichita State 94, LSU 83, Michigan 73, UNI 42, Ohio State 36, Wisconsin 28, Stanford 28, Penn State 24, Liberty 21, Florida 21, Arkansas 19, Duquesne 13, *Virginia* 13, Creighton 13, Purdue 9, Indiana 6, East Tennessee State 6, USC 4, Marquette 2, *BYU* 2, Harvard 1

Coaches Top 25 Poll - Week 12

Jan. 20 | *Opponents in italics*

#	Team (1st place)	Record	Points
1	Gonzaga (19)	20-1	784
2	Baylor (13)	15-1	780
3	Kansas	14-3	702
4	San Diego State	19-0	699
5	<i>Louisville</i>	15-3	650
6	<i>Florida State</i>	16-2	635
7	<i>Dayton</i>	16-2	569
8	<i>Duke</i>	15-3	526
9	Michigan State	14-4	513
10	Seton Hall	14-4	486
11	Villanova	14-3	475
12	Butler	15-3	431
13	<i>Oregon</i>	15-4	418
14	Kentucky	13-4	385
15	<i>West Virginia</i>	14-3	381
16	Auburn	15-2	344
17	Maryland	14-4	293
18	Texas Tech	12-5	227
19	Iowa	13-5	197
20	Memphis	14-3	158
21	Arizona	13-5	113
T-22	Illinois	13-5	93
T-22	Wichita State	15-3	93
24	Houston	14-4	79
25	Rutgers	14-4	67

Receiving Votes: Colorado 55, Penn State 31, Michigan 31, LSU 23, UNI 21, Florida 18, Stanford 17, Ohio State 17, Indiana 16, Creighton 13, *Virginia* 13, Arkansas 12, Marquette 11, Wisconsin 7, Saint Mary's 7, USC 3, Yale 3, East Tennessee State 2, Liberty 1, Duquesne 1

GENERAL INFORMATION

University Name	Virginia Tech
Location	Blacksburg, Va.
Founded	1872
Enrollment	34,000
President	Dr. Timothy Sands
Director of Athletics	Whit Babcock
Nickname	Hokies
Mascot	Hokie Bird
Colors	Chicago Maroon and Burnt Orange
Affiliation	NCAA Division I
Conference	Atlantic Coast
Home Court	Cassell Coliseum
Capacity	9,275

INFORMATION

2018-19 Record	26-9
Conference Record/Finish	12-6 (5th in ACC)
Starters Returning/Lost	1/4
Letterwinners Returning/Lost	4/5
Newcomers	8 (4 freshmen, 2 redshirts, 1 transfer, 1 walk-on)

STAFF

Head Coach	Mike Young (Emery & Henry, 1986)
Virginia Tech Record/Years	13-5 / First season
Overall Record/Years	312-249 / 18 years
Associate Head Coach	Chester Frazier (Illinois, 2009)
Assistant Coach	Antwon Jackson (Pikeville, 1993)
Assistant Coach	Christian Webster (Harvard, 2013)
Chief of Staff	Stephanie Ballein (Virginia Tech, 1990, 1995)
Special Assistant to the Head Coach	Kevin Giltner (Wofford, 2012)
Special Assistant for Recruiting	Matt Olinger (Liberty, 2007)
Director of Player Personnel	Ryan Nadeau (Michigan State, 2016)
Director, Sports Medicine	Hisham Ziyout (Salisbury, 2015)
Coordinator of Basketball Relations	Ace Custis (Virginia Tech, 1997)
Senior Director, Strength & Conditioning	David Land (App State, 2011)
Assistant Director, Equipment Services	Bruce Garnes (Virginia Tech, 1994, 1996)
Graduate Assistant	Chakiris Moss (Greensboro, 2013)
Graduate Assistant	Will Stigall (Wofford, 2019)
Administrative Assistant	Isabelle Schneiderman (Virginia Tech, 2019)

ROSTER

No.	Name	Pos.	Ht.	Wt.	Cl.	Hometown	High School/Last School
0	Hunter Cattoor	G	6-3	205	Fr.	Orlando, Fla.	Bishop Moore
1	Isaiah Wilkins	G	6-4	225	So.	Winston-Salem, N.C.	Mount Tabor
2	Landers Nolley II	G/F	6-7	225	r-Fr.	Atlanta, Ga.	Langston Hughes
3	Wabissa Bede	G	6-0	200	Jr.	North Andover, Mass.	Cushing Academy
4	Nahiem Alleyne	G	6-3	195	Fr.	Buford, Ga.	Mountain View
10	Jonathan Kabongo	G	6-4	195	So.	Toronto, Canada	Thornlea Secondary
11	Brendan Palmer	G	6-4	195	So.	Winston-Salem, N.C.	Forsythe Country Day
13	Grant Yates	F	6-8	210	So.	Gainesville, Va.	Battlefield/Christopher Newport
14	P.J. Horne	F	6-6	225	Jr.	Tifton, Ga.	Tift County
15	Jalen Cone	G	5-10	170	Fr.	Walkertown, N.C.	Walkertown
21	John Ojiako	F	6-10	240	Fr.	Lagos, Nigeria	Admiral Farragut
22	Keve Aluma	F	6-9	240	Jr.	Berlin, Md.	Stephen Decatur/Wofford
23	Tyrece Radford	G	6-1	205	r-Fr.	Baton Rouge, La.	McKinley
24	Branden Johnson	F	6-8	230	Gr.	Garfield Heights, Ohio	Garfield Heights/Alabama St.
25	Ryan Payne	F	6-8	220	Jr.	Mechanicsville, Va.	Hanover

PRONUNCIATIONS

Nahiem Alleyne	na-HEEM ah-LEAN	Jonathan Kabongo	kuh-BONGO
Keve Aluma	Kev-aye	Landers Nolley II	NAH-lee
Wabissa Bede	wa-BEE-sah BEE-dee	John Ojiako	OH-gee-ah-co
Hunter Cattoor	cuh-TOUR	Tyrece Radford	TIE-reese





2019-20 ACC Standings

#	Team	Overall	ACC	Pct.
1.	No. 5/6 Florida State	16-2	6-1	.889
	No. 6/5 Louisville	15-3	6-1	.833
3.	No. 8/8 Duke	15-3	5-2	.833
4.	NC State	14-5	5-3	.737
5.	Virginia Tech	13-5	4-3	.722
	Syracuse	11-7	4-3	.611
7.	[RV/RV] Virginia	12-6	4-4	.667
8.	Pitt	12-6	3-4	.667
	Clemson	9-8	3-4	.529
	Boston College	9-9	3-4	.500
11.	Georgia Tech	8-10	3-5	.444
12.	Notre Dame	11-6	2-4	.647
13.	Miami (Fla.)	10-7	2-5	.588
	Wake Forest	9-8	2-5	.529
15.	North Carolina	8-9	1-5	.471

2019-20 Preseason ACC Coaches' Poll

#	Team (First-place votes)	Points
1.	Duke (51)	1564
2.	North Carolina (19)	1493
3.	Louisville (29)	1448
4.	Virginia (12)	1405
5.	Florida State	1157
6.	NC State	1038
7.	Notre Dame	915
8.	Syracuse	910
9.	Miami (Fla.)	768
10.	Pitt	577
11.	Clemson	564
12.	Georgia Tech	437
13.	Boston College	382
14.	Virginia Tech	334
15.	Wake Forest	328

Preseason All-ACC Team

First Team

Jordan Nwora, Louisville, 95
 Tre Jones, Duke, 89
 Cole Anthony, North Carolina, 81
 John Mooney, Notre Dame, 51
 Mamadi Diakite, Virginia, 49

Second Team

Markell Johnson, NC State, 39
 Vernon Carey Jr., Duke, 19
 Chris Lykes, Miami, 18
 Garrison Brooks, North Carolina, 11
 Trent Forrest, Florida State, 11

Preseason ACC Freshman of the Year

Cole Anthony, North Carolina, 89
 Vernon Carey Jr., Duke, 8
 Wendell Moore Jr., Duke, 5
 Casey Morsell, Virginia, 3
 Cassius Stanley, Duke, 3
 Matthew Hurt, Duke, 3

Preseason ACC Player of the Year

Jordan Nwora, Louisville, 55
 Cole Anthony, North Carolina, 31
 Tre Jones, Duke, 19
 John Mooney, Notre Dame, 3
 Mamadi Diakite, Virginia, 2
 Markell Johnson, NC State, 1

A WIN WOULD

- Be Tech's second straight win over North Carolina in Blacksburg for just the second time in school history and first since 1917 and 1919.
- Mark Tech winning two out of its last three versus Carolina for the first time since 2006-07.
- Make Coach Young 2-2 record against the Tar Heels and Roy Williams.
- Give the Hokies a 5-3 start to ACC play, marking the eighth time they have won five or more of their first eight league games since they joined the ACC in 2004-05.
- But, it would be just the second time they've won at least five games through their first eight ACC contests over the last nine years (2011-present), with it happening last year with a 6-2 start.

SMALL WORLD

- When Tech coach Mike Young was in his younger days, he attended a Dean Smith camp while Roy Williams was one of the coaches.
- After Coach Young left the bathroom light on in the dorm room one night, he had to do sprints the next day and joked it almost killed him and that he remembers it like it was yesterday.

RECAPPIN' SYRACUSE

- Tech was one bucket away from sweeping Syracuse this season for the first time in school history, but it couldn't quite get over the hump after digging itself a big hole (16-point deficit).
- Unlike the first time the two schools faced each other this year (14 fastbreak points on Jan. 7), Tech was held to a season-low zero fastbreak points this past Saturday, which hurt pretty good.
- Making it up with hitting 15 3-pointers this time around compared to 10 on Jan. 7, Tech had its chances down the stretch (Bede missed free throw w/ 40 seconds left, Nolley missed 3 with 3 seconds).
- Tech's bench outscored the Orange 22-7, but 'Cuse got it done in the paint, 34-12.

SOMETHING CLICKED

- When freshman Jalen Cone subbed in at the Carrier Dome on Jan. 7, he caught fire and hasn't slowed down since.
- Cone went on to score a career-high 19 points on 5-of-7 shooting, with two four-point plays.
- Since then, the 5-foot-10 guard is averaging 14.5 points and is shooting 52.9 percent over his last four games, way up from his season total of 7.6 points per game and 46.8 percent from the field. He has scored in double figures in all four games.
- So what clicked? Cone said in his postgame interview on ACC Network at Syracuse that he stayed patient and his confidence grew with each shot after preparing for moments like that.

DUO THAT CAN SCORE

- When redshirt freshmen Tyrece Radford and Landers Nolley each dropped 21 points on Wake Forest on Jan. 14, it marked the first time two Hokies had 20-point outings in the same game since Jan. 5, 2019.
- On that day, Kerry Blackshear Jr. (now with Florida) and Nickeil Alexander-Walker (now with the Pelicans) both had 20-plus versus Boston College.
- During that span, 37 games had passed before Radford and Nolley accomplished the feat.

THE ONE & ONLY, THE YOUNG HOKIES

- Only one team nationally has four freshmen that are averaging over 7.5 points per game (minimum 10 games played) and that would be Tech.
- The Hokies are led by Landers Nolley (17.8 ppg), Nahiem Alleyne (9.6), Tyrece Radford (8.8) and Jalen Cone (7.6).

DON'T MESS WITH 'EM

- Tech is one of just three teams in the ACC to boast three (or more) freshmen that have had a 20-point game, with Landers Nolley (7), Nahiem Alleyne (2) and Tyrece Radford (1).
- The other two schools are Duke (Vernon Carey w/ 8, Tre Jones w/3, Cassius Stanley w/ 3, Matthew Hurt w/2, Joey Baker w/ 1) and UNC (Cole Anthony w/ 4, Armando Bacot w/ 3, Brandon Robinson w/2).

DOUBLE-DIGITS, DÉJÀ VU

- The Hokies came back from a double-digit deficit two games in a row (at 'Cuse, vs. NC State), marking the first time doing so since 2017.
- Tech trailed 10-0 to start the NC State contest, then ripped off a 13-0 run to take a lead it would not relent.
- Earlier in the week at Syracuse, the 11-point deficit was Tech's largest comeback of the season and marked its biggest comeback since Nov. 18, 2018 versus then-No. 23 Purdue (12 points).
- The last time Tech had consecutive games of trailing by 10 or more and coming back to win was on Feb. 12, 2017 versus Virginia (14 points) and Feb. 14, 2017 against Pitt (13).
- Tech almost did it again this past Saturday versus Syracuse, trailing by as many as 16 and cutting it to a one-point game with 40 seconds left, but fell short.

COMING OUT OF TIMEOUTS

- Tech has gotten off to slow starts - hence the double-digit deficits the three of its last four games in the first half - as of late, but a key timeout has spurned the squad.
- With two minutes to go before halftime in the away Syracuse game, Tech faced its biggest deficit of the entire game at 11 points. After a quick timeout by Coach Young, the Hokies went on a 6-0 run make it a five-point game right before half.
- In similar fashion in its next game, Tech was down 10-0 to start the matchup with the Wolfpack, causing Young to burn a timeout at the 16:23 mark.
- And once again, the Hokies ripped off a run (13-0) to put the game back in the balance.
- Against 'Cuse this past Saturday at home, Tech was down 14 at the 4:45 mark in the first half, causing the Hokies to take a timeout. They proceeded on an 8-2 run heading into halftime, getting the game back in the balance with a single-digit deficit (36-28).

FIVE-SPOT

- The Hokies are the only high-major school (87 total) to boast three players that have had at least two games of making five or more 3s, with Nahiem Alleyne, who had five triples in Tech's most recent game ('Cuse on Jan. 18), Jalen Cone and Landers Nolley.



LAST TIME TEAM...

Tech scored 100 points and won: 103-79, vs. Washington, 11-17-17
 Tech scored 100 points and lost: 100-104 2OT vs. Maryland, 2-27-10
 Tech played in overtime: 63-65, OT, vs. Florida State (ACC Tournament), 3-14-19
 Tech played in consecutive overtime games: 82-77 vs. UAB, 11-28-15 & 79-81 vs. Northwestern, 12-1-15
 Tech played 2 OT: 80-78, 2OT, vs. Virginia, 2-12-17
 Tech played 3 OT: 86-90 at WVU, 2-2-83
 Tech scored 100+ points: 100-64 vs. Delaware State, 11-20-19
 Tech scored 90-99 points: 92-37 vs. Maryland Eastern Shore, 12-29-19
 Tech scored 80-89 points: 80-70 at Wake Forest, 1-14-20
 Tech scored 70-79 points: 72-58 vs. NC State, 1-11-20
 Tech scored 60-69 points: 69-71 vs. Syracuse, 1-18-20
 Tech scored 50-59 points: 58-64 vs. Virginia, 2-18-19
 Tech scored 40-49 points: 47-24 at NC State, 2-2-19
 Tech scored 30-39 points: 39-65 at No. 19/19 Virginia, 1-4-20
 Tech scored 20-29 points: 27-40 at McGuire Hospital, 2-2-46
 Tech scored 10-19 points: 16-45 at Virginia, 1-30-39
 Tech scored less than 10 points: 9-29 vs. North Carolina, 1-12-35
 Tech allowed 100+ points: 82-103 at North Carolina, 1-21-19
 Tech allowed 90-99 points: 77-90 vs. BYU, 11-27-19
 Tech allowed 80-89 points: 62-89 vs. Dayton, 11-26-19
 Tech allowed 70-79 points: 69-71 vs. Syracuse, 1-18-20
 Tech allowed 60-69 points: 67-63 at Syracuse, 1-7-20
 Tech allowed 50-59 points: 72-58 vs. NC State, 1-11-20
 Tech allowed 40-49 points: 73-46 vs. Gardner-Webb, 12-15-19
 Tech allowed 30-39 points: 92-37 vs. Maryland Eastern Shore, 12-29-19
 Tech allowed 20-29 points: 47-24 at NC State, 2-2-19
 Tech allowed 10-19 points: 60-19 vs. Lynchburg College, 1-9-46
 Tech allowed less than 10 points: 28-9 vs. Hampden-Sydney, 1-17-23
 Tech scored at least 60 points in a half: 66, 2nd half, vs. The Citadel, 11-12-17
 Largest margin of victory: 83 points vs. Randolph Macon Academy, 87-4, 1-10-1911
 Largest margin of victory in an ACC game: 29 points vs. Wake Forest, 94-65, 1-15-11
 Tech defeated a ranked opponent on the road: 47-24 at No. 23/22 NC State, 2-2-19
 Tech defeated a ranked opponent at home: 77-72 vs. No. 3/2 Duke, 2-26-19
 Tech defeated a ranked opponent on a neutral court: 71-66 vs. No. 3 Michigan State, 11-25-19, Maui
 Tech defeated a defending national champion: 80-69 vs. North Carolina, 1-22-18
 Tech held opponent without a double-figure scorer: 65-47 vs. Miami, ACC Tournament, 3-12-09
 No Tech player scored in double figures: 41-57 vs. Temple, 2-25-96
 Tech had six players score in double figures: at Boston College, 2-25-17
 Tech had seven players score in double figures: vs. The Citadel, 12-17-16
 Tech did not make a 3-point field goal: at Providence, 2-1-03
 Tech's opponent did not make a 3-point field goal: at NC State, 2-10-10
 Tech did not shoot a free throw in the first half: vs. Lehigh, 11-16-19
 Tech did not shoot a free throw in the second half: vs. Virginia, 12-5-10
 Tech's opponent did not shoot a free throw: vs. VMI, 12-21-19
 Tech held an opponent under 10 points in a half: 9 points, vs. Eastern Michigan, 12-22-11
 Tech held an opponent under 20 points in a half: 12 points, vs. Coppin State, 11-8-19
 Tech had double figures in blocked shots: 13, 87-82, vs. West Virginia, 11-12-13
 Tech came back from a double-figure deficit to win: 10 points vs. NC State, 1-11-20
 Lost a double-digit lead: 12 points vs. No. 10/8 Duke, 12-6-19
 Tech led by 20 or more points at half time of a game: 23 points vs. Maryland Eastern Shore, 12-29-19
 Tech had 20-29 assists in a game: 20 vs. Maryland Eastern Shore, 12-29-19
 Tech had 30 or more assists: 36 vs. The Citadel, 11-12-17
 Tech won a neutral-court game (no tourney): 73-61 vs. Washington (Atlantic City, N.J.), 12-15-18
 Tech held a team under 20 percent from the field: 16.7% at NC State, 2-2-19
 Tech won an NCAA Tournament game: 67-58 vs. Liberty (NCAA Tournament), 3-24-19

LAST TIME PLAYER...

A Tech player recorded a triple-double: Chris Clarke (13 pts./12 rebs./10 ast.) vs. The Citadel, 12-17-16
 Two Tech players recorded double-doubles in a game: Kerry Blackshear Jr. (22 pts./15 rebs.) & Chris Clarke (15 pts./10 rebs.) vs. The Citadel, 11-12-17
 Two Tech players recorded double-doubles in consecutive games: vs. UNC, ACC Tournament, 3-13-09 and vs. Duquesne, NIT, 3-18-09
 Tech player had five or more steals: Nickeil Alexander-Walker (6) vs. Miami (Fla.), 1-30-19
 Tech player had 10 or more assists in a game: Wabissa Bede (10) vs. Delaware State, 11-20-19
 Tech player had 20 or more rebounds in a game: Jeff Allen (21) vs. Longwood, 12-14-08
 Two Tech players had double figures in rebounds: Kerry Blackshear Jr. (15 rebs.) & Chris Clarke (10 rebs.) vs. The Citadel, 11-12-17
 Two Tech players had five or more assists: Wabissa Bede (6) & Tyrece Radford (5) vs. UMES 12-29-19
 Three Tech players had five or more assists: Chris Clarke (10) Justin Robinson (6), Seth Allen (6) vs. The Citadel, 12-17-16
 Four Tech players had five or more assists: Kerry Blackshear (8), Devin Wilson (7), Justin Robinson (7), Chris Clarke (5) vs. The Citadel, 11-12-17
 Three Tech players had five or more 3-pointers: Nahiem Alleyne (5), Jalen Cone (5), Isaiah Wilkins (5) vs. Delaware State, 11-20-19
 Two Tech players scored 20 or more points: Landers Nolley II (21 points) & Tyrece Radford (21 points) at Wake Forest, 1-14-20
 Three Tech players scored 20 or more points: Nickeil Alexander-Walker (25 points), Ahmed Hill (23 points) and Justin Robinson (23 points) vs. Purdue, 11-18-18
 Same two Tech players scored 20 or more points in consecutive games: Nickeil Alexander-Walker & Kerry Blackshear Jr., 11-10 & 11-12-17
 Tech freshman scored 20 or more points in a game: 21, Landers Nolley II & Tyrece Radford, at Wake Forest, 1-14-20
 Two Tech freshmen scored in double figures in a game: Nahiem Alleyne (17 points), Jalen Cone (14) and Landers Nolley (13) vs. Syracuse, 1-18-20
 Three Tech freshmen scored in double figures in a game: Nahiem Alleyne (17 points), Jalen Cone (14) and Landers Nolley (13) vs. Syracuse, 1-18-20
 Four Tech freshmen scored in double figures in a game: Landers Nolley II (21 points), Tyrece Radford (21) Jalen Cone (15) and Nahiem Alleyne (10) at Wake Forest, 1-14-20
 Tech player scored 30-39 points in a game: 30, Landers Nolley at Clemson, 11-5-19
 Tech player scored 40-49 points in a game: 41, Dorenzo Hudson vs. Seton Hall, 1-2-10
 Tech player scored 50+ points in a game: 51, Binbo Coles vs. Southern Miss., 2-6-88
 Tech player had consecutive double-doubles: Kerry Blackshear Jr., 2-18-19, 2-23-19 & 2-26-19
 Tech player had three consecutive double-doubles: Kerry Blackshear Jr., 2-18-19, 2-23-19 & 2-26-19
 Tech freshman had consecutive double-doubles: Kerry Blackshear Jr., 12-13-15 & 12-19-15
 Tech allowed a triple-double: Dennis Smith Jr. (27 pts., 11 rebs., 11 assists), at NC State, 1-4-17
 Tech had a walk-on score in double figures: Christian Beyer, 13 pts., vs. Alabama A&M, 12-14-14

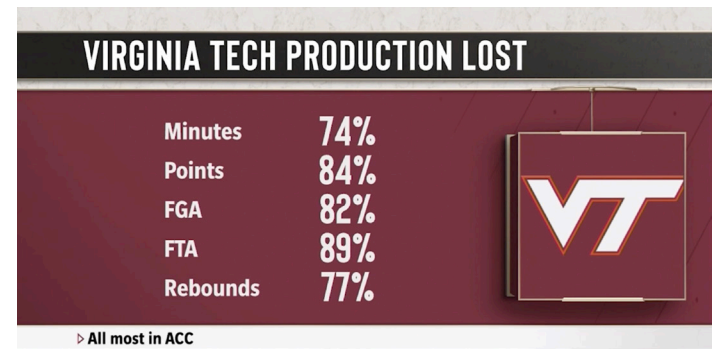
What's a Hokie?



The answer leads all the way back to 1896 when Virginia Agricultural and Mechanical College changed its name to Virginia Polytechnic Institute. With the change came the necessity for writing a new cheer and a contest for such a purpose was held by the student body.

Senior O.M. Stull won first prize for his "Hokie" yell which is still used today. Later, when asked if "Hokie" had any special meaning, Stull explained the word was solely the product of his imagination and was used only as an attention-getter for his yell. It soon became a nickname for all Tech teams and for those people loyal to Tech athletics.

The official university school colors - Chicago Maroon and Burnt Orange - also were introduced in 1896. The colors were chosen by a committee because they made a 'unique combination' not worn elsewhere at the time. The official definition of "hokie" is "a loyal Virginia Tech Fan".



'19 CLASS OF HIGH-MAJOR COACHES

- Out of the seven high-major conferences (ACC, American, BIG EAST, B1G, Big 12, Pac-12 and SEC), there are 14 new head coaches for the 2019-20 season.
- Virginia Tech coach Mike Young is just one of six coaches that were a mid-major coach to jump up to the big leagues, joining Alabama's Nate Oats (Buffalo), Arkansas' Eric Musselman (Nevada), Tulane's Ron Hunter (Georgia State) and Washington State's Kyle Smith (San Francisco).
- Of the 14 new coaches, Young was the longest-tenured coach to leave, following his 17-year stint as the head guy at Wofford.
- The NBA saw three of its coaches jump into the college ranks, with Michigan's Juwon Howard (Miami Heat), Nebraska's Fred Hoiberg (Chicago Bulls) and Vanderbilt's Jerry Stackhouse (Memphis Grizzlies).
- In this cycle, only one assistant coach was promoted from within and that was Temple's Aaron McKie, who served as an assistant under Fran Dunphy for five seasons in Philadelphia.
- While former Hokie coach Buzz Williams, who is now at Texas A&M, was one of just two coaches this offseason to jump ship and go high-major for high-major, with UCLA's Mick Cronin (Cincinnati) being the other.
- A full breakdown of the 14 coaches this cycle is below, with the SEC welcoming the most among the seven leagues with four. The Big 12 was the lone conference not to have a new head coach this offseason.

School	Name	Previous Team
Alabama	Nate Oats	Buffalo (HC)
Arkansas	Eric Musselman	Nevada (HC)
Cal	Mark Fox	*Georgia (HC)
Cincinnati	John Brannen	Northern Kentucky (HC)
Michigan	Juwon Howard	Miami Heat (NBA Assistant)
Nebraska	Fred Hoiberg	Chicago Bulls (NBA HC)
St. John's	Mike Anderson	Arkansas (HC)
Temple	Aaron McKie	Temple (Assistant)
Texas A&M	Buzz Williams	Virginia Tech (HC)
Tulane	Ron Hunter	Georgia State (HC)
UCLA	Mick Cronin	Cincinnati (HC)
Vanderbilt	Jerry Stackhouse	Memphis Grizzlies (NBA Assistant)
Virginia Tech	Mike Young	Wofford (HC)
Washington State	Kyle Smith	San Francisco (HC)

* Coach Mark Fox last coached Georgia in 2017-18.



RECORD WHEN...

Leading at the half:	11-2
Trailing at the half:	2-3
Tied at the half:	0-0
Playing Overtime:	0-0
Shooting 50% or better:	2-1
Shooting between 40-49.9%:	6-3
Shooting less than 40%:	4-1
Opponents shoot 50% or better:	0-2
Opponents shoot less than 50%:	13-3
VT outrebounds its opponent:	7-0
Opponent outrebounds VT:	6-5
Teams are tied in rebounds:	0-0
VT shoots 70% FT or better:	8-1
VT shoots less than 70% FT:	5-4
Scoring less than 50 points:	0-1
Scoring 50-59 points:	0-0
Scoring 60-69 points:	4-3
Scoring 70-79 points:	5-1
Scoring 80-89 points:	2-0
Scoring 90 or more points:	2-0
Allowing less than 30 points:	0-0
Allowing 30-39 points:	1-0
Allowing 40-49 points:	2-0
Allowing 50-59 points:	5-0
Allowing 60-69 points:	4-1
Allowing 70-79 points:	2-1
Allowing 80-89 points:	0-1
Allowing 90 or more points:	0-1
Game decided by 1-4 points or OT:	1-1
Game decided by 5-10 points:	5-0
Game decided by 11+ points:	7-4
Playing in the morning:	0-0
Playing at night:	8-2
Playing in the afternoon:	5-3
Playing on Monday:	1-0
Playing on Tuesday:	3-1
Playing on Wednesday:	3-1
Playing on Thursday:	0-0
Playing on Friday:	1-1
Playing on Saturday:	3-2
Playing on Sunday:	2-0
Playing in November:	6-2
Playing in December:	4-1
Playing in January:	3-2
Playing in February:	0-0
Playing in March:	0-0

LAST TIME OUT VS. NORTH CAROLINA



Official Basketball Box Score -- Game Totals -- Final Statistics
Virginia Tech vs North Carolina
 01/21/19 7:00 PM at Smith Center



Virginia Tech 82 • 15-3, 4-2 ACC

##	Player	Total			3-Ptr			Rebounds			PF	TP	A	TO	Blk	Stl	Min
		FG-FGA	FG-FGA	FT-FTA	Off	Def	Tot	Off	Def	Tot							
24	Kerry Blackshear Jr.	f	6-15	0-0	7-7	10	7	17	4	19	5	2	1	0	37		
03	Wabissa Bede	g	1-3	0-1	0-0	0	1	1	2	2	2	3	0	0	23		
04	N. Alexander-Walker	g	7-14	5-10	0-0	0	3	3	3	19	3	2	0	3	30		
05	Justin Robinson	g	4-6	3-4	6-7	0	2	2	4	17	6	3	0	2	29		
13	Ahmed Hill	g	7-16	4-7	2-2	0	3	3	2	20	2	4	0	2	38		
01	Isaiah Wilkins		1-1	0-0	0-0	0	1	1	0	2	0	0	0	1	13		
42	Ty Outlaw		1-6	1-6	0-0	0	3	3	3	3	3	1	0	0	30		
Team						0	2	2			1						
Totals			27-61	13-28	15-16	10	22	32	18	82	21	16	1	8	200		

FG % 1st Half: 11-24 45.8% 2nd half: 16-37 43.2% Game: 27-61 44.3% Deadball Rebounds 0
 3FG % 1st Half: 7-12 58.3% 2nd half: 6-16 37.5% Game: 13-28 46.4%
 FT % 1st Half: 2-2 100.0 2nd half: 13-14 92.9% Game: 15-16 93.8%

North Carolina 103 • 15-4, 5-1 ACC

##	Player	Total			3-Ptr			Rebounds			PF	TP	A	TO	Blk	Stl	Min
		FG-FGA	FG-FGA	FT-FTA	Off	Def	Tot	Off	Def	Tot							
15	Brooks, Garrison	f	5-7	0-0	2-3	3	2	5	2	12	0	0	0	0	29		
32	Maye, Luke	f	5-8	4-5	0-0	0	5	5	3	14	3	2	1	1	30		
02	White, Coby	g	9-16	5-11	4-5	2	5	7	2	27	6	3	1	4	30		
13	Johnson, Cameron	g	3-8	2-6	0-0	2	2	4	1	8	3	1	0	1	29		
24	Williams, Kenny	g	4-7	2-5	0-0	0	1	1	4	10	4	1	0	0	27		
00	Woods, Seventh		0-0	0-0	2-2	0	1	1	1	2	1	3	0	1	7		
01	Black, Leaky		1-2	1-2	0-0	0	0	0	0	3	2	0	0	1	7		
03	Platek, Andrew		0-1	0-1	0-0	0	0	0	0	0	0	0	0	0	3		
04	Robinson, Brandon		0-3	0-1	0-0	0	1	1	0	0	2	0	0	0	12		
05	Little, Nassir		7-12	2-3	7-7	2	4	6	0	23	3	2	0	1	20		
11	Rush, Shea		0-0	0-0	0-0	0	0	0	0	0	0	0	0	0	1		
22	Miller, Walker		2-3	0-0	0-0	1	0	1	0	4	0	0	0	0	2		
30	Smith, KJ		0-0	0-0	0-0	0	0	0	0	0	1	0	0	0	2		
42	Huffman, Brandon		0-0	0-0	0-0	0	1	1	0	0	0	0	0	0	1		
Team						0	3	3			1						
Totals			36-67	16-34	15-17	10	25	35	13	103	25	13	2	9	200		

FG % 1st Half: 16-34 47.1% 2nd half: 20-33 60.6% Game: 36-67 53.7% Deadball Rebounds 1
 3FG % 1st Half: 7-21 33.3% 2nd half: 9-13 69.2% Game: 16-34 47.1%
 FT % 1st Half: 6-6 100.0 2nd half: 9-11 81.8% Game: 15-17 88.2%

Officials: Doug Shows, John Higgins, Terry Wymer
 Technical fouls: Virginia Tech-Kerry Blackshear Jr.. North Carolina-None.
 Attendance: 21148
 Attendance based on tickets distributed

Score by periods	1st	2nd	Total
Virginia Tech	31	51	82
North Carolina	45	58	103

Points	In Paint	Off T/O	2nd Chance	Fast Break	Bench
VT	28	18	9	8	5
NC	28	25	13	10	32

Last FG - VT 2nd-00:43, NC 2nd-00:34.
 Largest lead - VT by 9 1st-12:27, NC by 27 2nd-08:10.
 VT led for 15:34. NC led for 23:50. Game was tied for 00:36.

Score tied - 0 times.
 Lead changed - 1 time.

TEAM AVERAGES

- Tech shoots it quite a bit better than the Tar Heels, especially from downtown (8% better), while it holds teams to shooting less as well.
- North Carolina on the other hand should own the boards against the Hokies (+9 advantage) and cause more havoc on D (blocks, steals).

KenPom Ranking	91	56
Points per game	69.6	71.8
Field-goal percentage	40.0	44.0
3-point percentage	29.1	37.4
Free-throw percentage	64.8	69.5
Rebounds per game	43.8	35.4
Assists per game	13.9	15.8
Blocks per game	4.2	2.7
Steals per game	6.2	5.9
Points allowed per game	69.6	62.3
Defensive field-goal percentage	41.2	40.0
Defensive 3-point percentage	33.9	30.3
Rebound margin	+9.1	0.0
Assist/turnover ratio	1.1	1.7

LAST TIME OUT VS. NORTH CAROLINA

- Tech jumped out to a 22-13 lead eight minutes into the game in Chapel Hill last year, its biggest lead of the contest, then Carolina woke up and stormed off to go up 14 at half and never look back, winning by 21.
- The Hokies were led by Kerry Blackshear Jr., who is now at Florida as a grad transfer, tallying a 19-point, 17-rebound double-double with five assists and a block. Of the seven players that played for TECH, just two are on the roster this year and Wabissa Bede (2 PTS, 2 AST, 3 TO) and Isaiah Wilkins (2 PTS, 1 REB) and neither made big contributions in this one.
- Tech shot it fairly well, shooting 44 percent from the field, hitting 13 3-pointers and went 15 for 16 from teh charity stripe. However, UNC was on another level, shooting 53 percent and making 16 triples.

SCOUTING NORTH CAROLINA

- The Tar Heels are coming off a 14-point loss at Pitt (12-6, 3-4) this past Saturday, despite getting double-doubles from forwards Armando Bacot (12 points, 11 rebounds) and Garrison Brooks (16 points, 13 rebounds) in the 66-52 setback.
- Roy Williams enters his 17th season as the head coach in Chapel Hill, following his 15-year stint as the head coach at Kansas, where he racked up over 400 victories. At UNC, Williams has led his alma mater to three national championships, with the most recent in 2017.
- Carolina is paced by Brooks, who has the third-most double-doubles in the ACC with seven and is averaging 14.4 points and 9.2 rebounds per game, and Bacot (10.2 ppg, 7.9 rpg), who ranks seventh in the conference in blocks with 1.41 per game.
- One of the better rebounding teams in the country, the Tar Heels rank third nationally in offensive rebounds per game with 14.7 and are eighth in rebound margin with averaging 9.1 more than their opponent.



20 LIKE IT'S NOTHIN'

- Only 21 players in high-major conferences have racked up seven or more 20-point games this season, including Tech's Landers Nolley.
- Of the 21, three reside in the ACC with Landers Nolley having his most recent one at Wake Forest.

Player	20+ G	PPG	GP
Jordan Nwora (Louisville)	10	19.6	18
Vernon Carey Jr. (Duke)	8	17.3	18
Landers Nolley (Virginia Tech)	7	17.8	18

EFFICIENT AS THEY GET

- If you throw minimums out the window (at least 20% of possessions used, eg.), redshirt freshman Tyrece Radford ranks No. 1 in the country in offensive efficiency rating with a 141.3 clip, according to KenPom. He is shooting a team-high 64.6 percent.

SHARING IS CARING

- When the Hokies assisted on 20 of 21 made field goals in their win at Syracuse on Jan. 7, it marked the second-highest assist percentage (95.2%) in a DI game this season.

DIAPER DANDIES

- The ACC has arguably the best two scorers in the nation among the freshman class, with Duke and Tech being in the mix.
- The Hokies' Landers Nolley and the Blue Devils' Vernon Carey Jr. are in the top five.

Player	Points/g	Points	G
Anthony Edwards (Georgia)	19.1	325	17
Isaiah Stewart (Washington)	18.3	347	19
Landers Nolley (VT)	17.8	320	18
Vernon Carey Jr. (Duke)	17.3	311	18
Onyeka Okongwu (USC)	16.9	287	17

THE FIRST

- Since the Hokies joined in the ACC in 2004, Mike Young became the first Tech coach to win two of his first three road games.
- Young earned wins on the road at Clemson on Nov. 5 in the season opener and at Syracuse Jan. 7.

Coach	W	L
Mike Young (2019-20)	at CLEM, at 'Cuse	at UVA
Buzz Williams (2014-15)	at FSU, at UofL, at UNC	
James Johnson (2012-13)	at Miami (Fla.)	at ND, at UVA
Seth Greenberg (2004-05)	at GT	at Duke, at FSU

DON'T MAKE 'EM LIKE ME ANYMORE

- Landers Nolley is a rare breed when it comes to his stat line, as he is one of only four high-major players to average more than 17.5 points, 5.5 rebounds and 2.5 assists per game.
- He is one of 15 total players nationally with those averages as well.

Player	PTS	REB	AST
Timmy Allen (Utah)	19.8	7.5	2.5
Tres Tinkle (Oregon State)	19.7	6.9	3.7
Mason Jones (Arkansas)	18.2	6.1	3.5
Landers Nolley (Virginia Tech)	17.8	5.7	2.7

ONE OF THE BEST IN 2019

- Tech coach Mike Young fielded one of the better records in the 2019 calendar year, sitting tied for second in Division I versus Division I games.
- Young racked up 20 wins at Wofford, getting 16 in conference play, three in the SoCon tourney and one in the NCAA Tournament, while 10 Ws at Tech.

Coach	Team(s)	Record	WP
Mark Few	Gonzaga	33-3	.917
Mike Young	Virginia Tech/Wofford	30-4	.882
Ritchie McKay	Liberty	30-4	.882
Tony Bennett	Virginia	33-5	.868
Mike Krzyzewski	Duke	32-6	.842

HOME SWEET HOME

- Wrapping up nonconference play with a win over Maryland Eastern Shore, the Hokies extended their home nonconference winning streak to 32 games, which is a school record.
- Tech is in elite company among high-major schools, sitting with the fourth-best win streak.

Team	Conference	Home Noncon Streak
Butler	BIG EAST	58
Texas Tech	Big 12	54
Florida State	ACC	37
Virginia Tech	ACC	32
Auburn	SEC	28

VERY FEW MISCUES

- Over the last 10 seasons in Division I, there have been 80 games when a team commits two or less turnovers, including Tech's most recent game against Maryland Eastern Shore. It's only happened four times this season.
- Tech played 35 minutes of turnover-free basketball before it coughed up its first miscue, as it was on pace to be just the second team in the last decade to complete a game with zero TOs (Wisconsin, 2015 vs. Iowa).

BENCH MAKING STRIDES

- After Tech's bench was essentially non-existent versus Chattanooga on Dec. 11 (season-low five points), it woke up and ripped off three straight games of scoring 30 or more points on Dec. 15, 21 and 29.
- During that stretch, the Hokies' reserves averaged 40.3 points per game after scoring a combined 121 points, including tying a season-high 49 vs. UMES.
- Tech's bench is made up of four players, with three of the four being freshmen.
- In ACC play, the Hokies' bench is averaging 17.9 points per game, with an ACC-high of 27 points at Syracuse on Jan. 7.

STARTERS GAME-BY-GAME

Opponent	Date	Guard	Guard	Guard	Guard	Forward	First off the Bench
Clemson (W, 67-60)	Nov. 5	Wabissa Bede	Hunter Cattoor	Isaiah Wilkins	Landers Nolley II	P.J. Horne	Tyrece Radford
Coppin State (W, 74-42)	Nov. 8	Wabissa Bede	Nahiem Alleyne	Isaiah Wilkins	Landers Nolley II	P.J. Horne	4 Players
USC Upstate (W, 80-57)	Nov. 13	Wabissa Bede	Nahiem Alleyne	Tyrece Radford	Landers Nolley II	P.J. Horne	2 Players
Lehigh (W, 79-53)	Nov. 16	Wabissa Bede	Nahiem Alleyne	Tyrece Radford	Landers Nolley II	P.J. Horne	3 Players
Delaware State (W, 100-64)	Nov. 20	Wabissa Bede	Nahiem Alleyne	Tyrece Radford	Landers Nolley II	P.J. Horne	Isaiah Wilkins
No. 3/3 Michigan St. (W, 71-66)	Nov. 25	Wabissa Bede	Nahiem Alleyne	Tyrece Radford	Landers Nolley II	P.J. Horne	2 players
Dayton (L, 89-62)	Nov. 26	Wabissa Bede	Nahiem Alleyne	Tyrece Radford	Landers Nolley II	P.J. Horne	2 players
BYU (L, 90-77)	Nov. 27	Wabissa Bede	Nahiem Alleyne	Tyrece Radford	Landers Nolley II	P.J. Horne	Hunter Cattoor
No. 10/8 Duke (L, 77-63)	Dec. 6	Wabissa Bede	Nahiem Alleyne	Tyrece Radford	Landers Nolley II	P.J. Horne	3 players
Chattanooga (W, 63-58)	Dec. 11	Wabissa Bede	Nahiem Alleyne	Tyrece Radford	Landers Nolley II	P.J. Horne	2 players
Gardner-Webb (W, 73-46)	Dec. 15	Wabissa Bede	Nahiem Alleyne	Tyrece Radford	Landers Nolley II	P.J. Horne	Hunter Cattoor
VMI (W, 64-55)	Dec. 21	Wabissa Bede	Nahiem Alleyne	Tyrece Radford	Landers Nolley II	P.J. Horne	Hunter Cattoor
UMES (W, 92-37)	Dec. 29	Wabissa Bede	Nahiem Alleyne	Tyrece Radford	Landers Nolley II	P.J. Horne	John Ojiako
No. 19/19 Virginia (L, 65-39)	Jan. 4	Wabissa Bede	Nahiem Alleyne	Tyrece Radford	Landers Nolley II	P.J. Horne	3 players
Syracuse (W, 67-63)	Jan. 7	Wabissa Bede	Nahiem Alleyne	Tyrece Radford	Landers Nolley II	P.J. Horne	Hunter Cattoor
NC State (W, 62-58)	Jan. 11	Wabissa Bede	Nahiem Alleyne	Tyrece Radford	Landers Nolley II	P.J. Horne	2 players
Wake Forest (W, 80-70)	Jan. 14	Wabissa Bede	Hunter Cattoor	Tyrece Radford	Landers Nolley II	P.J. Horne	2 players
Syracuse (L, 71-69)	Jan. 18	Wabissa Bede	Jalen Cone	Tyrece Radford	Landers Nolley II	P.J. Horne	Nahiem Alleyne



FRESHMEN LEADING THE CHARGE

- Tech has had its freshmen carry the load this year, with the Hokies ranking fourth nationally in highest percentage of minutes played by freshmen (61.9%) and second among high-majors (No. 20/20 Memphis).
- The Hokies also rank third nationally in percentage of points scored by freshmen (73.8%), which is first among high-major conference teams.

FINDING HIS GROOVE

- After missing the Chattanooga game on Dec. 11 due to a minor ankle injury, freshman Hunter Cattoor returned in style, scoring in double figures in his next three games since his absence.
- During the three-game stretch, the Florida native is averaged 14.0 points per game, which is well above his average of 7.0 this season.

FRESHIES BEYOND THE ARC

- There is only one school that has four freshmen that have made at least 25 3-pointers this season.
- The Hokies are the lone program, with Elon (CAA) and Merrimack (NEC) being the only two teams that have three freshies with 25 triples or more.

Player	Team	Year	3s
Landers Nolley	Virginia Tech	r-Fr.	51
Jalen Cone	Virginia Tech	Fr.	34
Nahiem Alleyne	Virginia Tech	Fr.	29
Hunter Cattoor	Virginia Tech	Fr.	27

NOT CLOSE

- Junior Wabissa Bede is head and shoulders above the rest of the ACC's guards in assist/turnover ratio.
- From great decision making to knowing when to make the extra pass, the Massachusetts native's average is greater than one than the next best with those that have minimum 100 assists.

Player	A	TO	G	A/T R
Wabissa Bede (Virginia Tech)	112	29	18	3.86
Tre Jones (Duke)	109	49	16	2.22
Markell Johnson (NC State)	114	56	17	2.04

ANOTHER ONE

- Landers Nolley earned his fifth ACC Freshman of the Week on Jan. 13, which is the most by a Tech freshman since the school joined the league in '04.
- He averaged 21 points, six rebounds and 2.5 assists per game two weeks ago vs. 'Cuse and NC State.
- It hasn't been that long since an ACC freshman has won the award five times, with Duke's Zion Williamson and North Carolina's Coby White each winning it five times last year.
- The record for most times winning it is 10, with North Carolina's Tyler Hansbrough (2005-06), Georgia Tech's Kenny Anderson (1989-90) and Duke's Jabari Parker (2013-14) all being tied with 10.

CHECKING IN ON NET

- The NET rankings came out on Monday, Dec. 16 and the Hokies were at No. 62. Tech is 2-4 against quadrant I teams this year and went 4-9 last year.
- Tech's best win of the season came against then-No. 3/3 Michigan State, which ranks eighth in NET.
- As of Monday Jan. 20, Tech sits at No. 44.
- Last season, the Hokies, after making a run to the Sweet 16, finished in the final NET rankings at 12.
- Ironically, Wofford, which was coached by Mike Young, came in two spots below at No. 14.

RECAPPIN' THE MSU WIN

- The win over then-No. 3/3 Michigan State in Maui marked coach Mike Young's first ranked win at Tech, his first win over coach Tom Izzo and the Hokies' first-ever victory over Michigan State.
- It was Tech's second straight win over a ranked Big Ten team, ironically, following its win over then-No. 23/22 Purdue last season at the Charleston Classic in the title game.
- Marked Tech's second straight game of coming up with a win against the AP's No. 3 team, which it hadn't done since 1962 (Kentucky) and '64 (Vandy).
- First win over a top-10 team during a nonconference game since Dec. 3, 1983 vs. No. 7 NC State and its first over a top-five team since Dec. 12, 1964 vs. No. 3 Vanderbilt.

TEAM GAME-BY-GAME

Opponent	Date	Score	W/L	FG-FGA	PCT	3FG-FGA	PCT	FT-FTA	PCT	OFF	DEF	TOT	AVG	PF	A	T/O	BLK	STL	PTS	AVG
at Clemson	11/05/19	67-60	W	22-57	.386	9-27	.333	14-20	.700	9	35	44	44.0	15	11	13	1	4	67	67.0
Coppin St.	11/08/19	74-42	W	27-61	.443	11-33	.333	9-12	.750	5	44	49	46.5	13	17	15	5	7	74	70.5
USC Upstate	11/13/19	80-57	W	31-58	.534	13-27	.481	5-7	.714	6	25	31	41.3	11	19	8	6	6	80	73.7
Lehigh	11/16/19	79-53	W	31-65	.477	14-37	.378	3-4	.750	12	24	36	40.0	8	19	10	4	8	79	75.0
Delaware St.	11/20/19	100-64	W	35-62	.565	21-37	.568	9-14	.643	9	32	41	40.2	13	29	11	3	4	100	80.0
vs Michigan St.	11/25/19	71-66	W	23-52	.442	10-21	.476	15-22	.682	8	19	27	38.0	16	16	9	6	8	71	78.5
vs Dayton	11/26/19	62-89	L	22-51	.431	8-21	.381	10-18	.556	4	17	21	35.6	19	13	10	3	7	62	76.1
vs BYU	11/27/19	77-90	L	31-58	.534	11-22	.500	4-7	.571	4	24	28	34.6	13	14	8	2	1	77	76.3
Duke	12/06/19	63-77	L	27-56	.482	5-20	.250	4-6	.667	7	24	31	34.2	6	12	14	2	2	63	74.8
Chattanooga	12/11/19	63-58	W	23-59	.390	6-21	.286	11-14	.786	13	23	36	34.4	10	12	7	2	5	63	73.6
Gardner-Webb	12/15/19	73-46	W	25-57	.439	13-32	.406	10-15	.667	6	36	42	35.1	14	15	9	0	7	73	73.5
VMI	12/21/19	64-55	W	21-61	.344	7-26	.269	15-24	.625	13	22	35	35.1	8	14	7	3	9	64	72.8
UMES	12/29/19	92-37	W	32-72	.444	12-31	.387	16-19	.842	19	34	53	36.5	9	20	2	4	7	92	74.2
at Virginia	01/04/20	39-65	L	13-48	.271	4-25	.160	9-11	.818	5	20	25	35.6	12	6	13	0	7	39	71.7
at Syracuse	01/07/20	67-63	W	21-50	.420	10-36	.278	15-21	.714	8	25	33	35.5	18	20	11	0	6	67	71.4
NC State	01/11/20	72-58	W	22-59	.373	9-22	.409	19-21	.905	7	34	41	35.8	14	13	8	3	6	72	71.4
at Wake Forest	01/14/20	80-70	W	27-55	.491	9-25	.360	17-29	.586	5	27	32	35.6	24	13	9	4	11	80	71.9
Syracuse	01/18/20	69-71	L	25-59	.424	15-37	.405	4-8	.500	7	26	33	35.4	14	22	7	1	1	69	71.8
Total		1292		458-1040	.440	187-500	.374	189-272	.695	147	491	638	35.4	237	285	171	49	106	1292	71.8
Opponents		1121		419-1048	.400	143-472	.303	140-208	.673	162	475	637	35.4	272	225	220	46	73	1121	62.3

Team Averages

Games Played	Points/game	FG Pct	3FG Pct	FT Pct	Rebounds/game	Assists/game	Turnovers/game	Assist/Turnover ratio	Steals/game	Blocks/game
18	71.8	44.0	37.4	69.5	35.4	15.8	9.5	1.7	5.9	2.7



ACC REPPIN' WELL

- When the Hokies took down then-No. 3/3 Michigan State in Maui, they joined two other ACC teams that have taken down a top-10 foe, joining then-No. 4/4 Duke over then-No. 3/3 Kansas and then-[RV/RV] Florida State over then-No. 6/6 Florida.
- However, Tech was the only team of the three to not be in either (AP, Coaches) Top 25 poll or receiving votes, thus the biggest upset.

Team	Opponent	Score	Location
Virginia Tech	#3/3 Michigan St.	71-66	Maui
#4/4 Duke	#3/3 Kansas	68-66	New York
[RV/RV] Florida St.	#6/6 Florida	63-51	Gainesville

RAINING 3s

- To say the Hokies have been pretty good from downtown might be an understatement.
- On Nov. 20, they broke two records with their 21 triples against Delaware State in Blacksburg.
- The school record, which stood at 18 against Central Connecticut State on Dec. 1, 2018, fell, while the ACC record of 20 set by Florida State against Maine on Dec. 8, 2007, was broken too.
- And, to top it off, Tech did its feat of 21 with a longer way to go, with the new 3-point line distance put into play this season.

Team	3FG	ATT	%	3PT Line
Virginia Tech (2019-20)	21	37	56.8	22'1¼"
Florida State (2007-08)	20	35	57.1	19'9"
Virginia Tech (2018-19)	18	33	54.5	20'9"

CARRY THE LOAD

- When Tech had three players (Jalen Cone, Nahiem Alleyne, Isaiah Wilkins) hit five 3-pointers against Delaware State, it marked the first time that three players have hit at least four 3s in a game since Nov. 17, 2017, when Tech beat Washington 103-79 in Madison Square Garden.
- It also was the first time in at least a decade Tech had three players with five triples to their name.
- It marked the first time a high-major has had three players with five or more 3s in a game since March 4, 2019, when Virginia had Kyle Guy (8), De'Andre Hunter (5) and Ty Jerome (5) accomplished the feat against Syracuse in the Dome.

FLOOR GENERALS

- When you break down the best assist-turnover ratios in the country, the majority of the top marks are players with less than 100 assists.
- Which makes Wabissa Bede's numbers even more impressive, with him sitting third nationally, as he is one of only four players nationally to own 100 or more assists and still have a greater average of 3, sitting first among the group with the best ratio.

Player	A	TO	G	A/TR
Wabissa Bede (Virginia Tech)	112	29	18	3.86
Grayson Murphy (Belmont)	117	33	19	3.55
Javon Levi (UTRGV)	116	34	14	3.41
Jacob Gilyard (Richmond)	102	32	18	3.19

JUST HOLD ON

- When the Hokies went up double digits against then-No. 10/8 Duke, they let it slip away, which is something they haven't done in quite some time.
- The last time Tech blew a double-digit lead in a loss was on March 5, 2019 at Florida State. It held a 14-point lead, which was two more points than it owned versus the Blue Devils (12).

CAN THEY OVERCOME IT?

- Tech lacks two things that can be pretty important in basketball - a lack of experience and height.
- The Hokies rank near the bottom out of the 353 teams in Division I for those two categories, sitting with shortest roster out of the high-majors (333rd overall) and the second-youngest out of the high-majors (Utah) and No. 349 overall, according to KenPom.
- Be on the lookout for how Tech responds with composure in key situations and winning the boards and paint.

ON COVER OF LETHAL WEAPON

- With the Hokies starting 5-0 in back-to-back seasons, it marked the first time Tech has done that since the falls of 1981 and 1982.
- The starts for those teams were 9-0 ('81) and 7-0 ('82), while Tech began last season 5-0 before falling at Penn State in the ACC/B1G Challenge.
- Tech started this season 6-0 before losing to Dayton in the semifinals of the Maui Jim Maui Invitational in Hawai'i.

OPPONENT GAME-BY-GAME

Opponent	Date	Score	Total		3-Pointers		Free throws		Rebounds				PF	A	TO	BLK	STL	PTS	AVG
			FG-FGA	PCT	3FG-FGA	PCT	FT-FTA	PCT	OFF	DEF	TOT	AVG							
at Clemson	11/05/2019	67-60 W	22-64	.344	7-29	.241	9-15	.600	8	28	36	36.0	16	9	8	2	4	60	60.0
Coppin St.	11/08/2019	74-42 W	14-71	.197	6-39	.154	8-11	.727	15	30	45	40.5	14	6	16	1	8	42	51.0
USC Upstate	11/13/2019	80-57 W	20-53	.377	3-25	.120	14-18	.778	10	23	33	38.0	10	8	13	2	3	57	53.0
Lehigh	11/16/2019	79-53 W	21-53	.396	7-22	.318	4-5	.800	8	20	28	35.5	9	14	19	1	5	53	53.0
Delaware St.	11/20/2019	100-64 W	26-62	.419	9-27	.333	3-7	.429	7	19	26	33.6	12	15	12	1	5	64	55.2
vs Michigan St.	11/25/2019	71-66 W	24-59	.407	8-23	.348	10-14	.714	17	26	43	35.2	20	13	16	2	3	66	57.0
vs Dayton	11/26/2019	62-89 L	35-55	.636	11-24	.458	8-14	.571	8	30	38	35.6	21	22	14	1	2	89	61.6
vs BYU	11/27/2019	77-90 L	32-59	.542	17-34	.500	9-11	.818	4	25	29	34.8	16	22	6	2	3	90	65.1
Duke	12/06/2019	63-77 L	30-63	.476	7-26	.269	10-10	1.000	8	24	32	34.4	11	14	7	4	8	77	66.4
Chattanooga	12/11/2019	63-58 W	22-53	.415	9-27	.333	5-10	.500	9	24	33	34.3	14	12	10	2	1	58	65.6
Gardner-Webb	12/15/2019	73-46 W	16-55	.291	7-28	.250	7-16	.438	7	27	34	34.3	12	12	11	4	3	46	63.8
VMI	12/21/2019	64-55 W	21-51	.412	13-30	.433	0-0	.000	8	31	39	34.7	19	13	23	4	4	55	63.1
UMES	12/29/2019	92-37 W	14-59	.237	7-26	.269	2-5	.400	12	22	34	34.6	13	10	14	7	1	37	61.1
at Virginia	01/04/2020	39-65 L	25-54	.463	7-21	.333	8-10	.800	6	32	38	34.9	11	14	11	2	6	65	61.4
at Syracuse	01/07/2020	67-63 W	23-53	.434	6-17	.353	11-17	.647	9	25	34	34.8	17	6	9	1	6	63	61.5
NC State	01/11/2020	72-58 W	22-69	.319	6-30	.200	8-12	.667	13	30	43	35.3	16	15	9	5	4	58	61.3
at Wake Forest	01/14/2020	80-70 W	23-55	.418	7-20	.350	17-23	.739	8	29	37	35.4	27	10	18	3	1	70	61.8
Syracuse	01/18/2020	69-71 L	29-60	.483	6-24	.250	7-10	.700	5	30	35	35.4	14	10	4	2	6	71	62.3
Total		1121	419-1048	.400	143-472	.303	140-208	.673	162	475	637	35.4	272	225	220	46	73	1121	62.3
Virginia Tech		1292	458-1040	.440	187-500	.374	189-272	.695	147	491	638	35.4	237	285	171	49	106	1292	71.8

Opponents Averages

Games Played	Points/game	FG Pct	3FG Pct	FT Pct	Rebounds/game	Assists/game	Turnovers/game	Assist/Turnover ratio	Steals/game	Blocks/game
18	62.3	40.0	30.3	67.3	35.4	12.5	12.2	1.0	4.1	2.6



GET IT GOING FROM DOWNTOWN

- Tech is one of the better shooting teams from beyond the arc in the country and a big reason why is because multiple guys that can stroke it.
- Tech ranks seventh nationally in 3-point field goals made per game with 10.4 and is one of only two schools in a high-major conference to average 10 or more makes a game.

Team	3FG	3PG	G
Alabama	179	10.5	17
Virginia Tech	187	10.4	18

EIGHT-HUNDID

- In November when the Hokies took down USC Upstate, it marked the 800th men's basketball contest in Cassell Coliseum.

DECADE PLUS

- It's been at least over a decade since the last time two Tech freshmen scored in double figures in the Hokies' first two games of the season.
- The two freshmen were Nahiem Alleyne, who had 11 points at Clemson (11/5) and 18 versus Coppin State (11/8), and Landers Nolley, who tallied 30 points at Clemson and 11 vs. Coppin State.

LET'S KEEP IT GOING

- Tech hasn't lost a home nonconference game since Dec. 30, 2015 against West Virginia (88-63), owning a 32-game streak.
- The previous best was 23, which was set twice from 1980-84 and 2005-09. The current streak began on Nov. 11, 2016, against Maine.

551 AND COUNTING

- Tech has hit a 3-pointer in 551 straight games.
- Since the 3-point arc was added for the 1986-87 season, the Hokies have hit at least one 3 in all but three games.
- The last time Tech didn't record a 3-pointer in a game was at Providence on Feb. 1, 2003.

MAKE IT RAIN

- Tech was coming off quite the three-game stretch, racking up 47 3s before it went to Maui, with a multitude of players that made 3s.
- Tech had six guys hit a 3 against Coppin State (11/8) and USC Upstate (11/13), marking the first time that has happened in consecutive games since December 2018 versus Central Connecticut State (1st) and VMI (5th).
- Since 2010, the Hokies have had 26 games in which they have had at least six players make a 3. In those games, they are 23-3.
- The most they've had hit a 3 is eight players in a game, which has happened just once since 2010 (Houston Baptist on Nov. 21, 2017).

SHARING THE ROCK

- According to KenPom, a Virginia Tech alum by the way, Wabissa Bede is one of the best in the nation in assist rate (assists divided by FGs made by player's teammates while he is on the court.)
- He ranks 14th nationally and eighth among high-majors with a 38.6 assist rate.

SO, WHY ARE THEY PLAYING WELL?

- If you look at how the Hokies have played in the Mike Young era, two things stick out - solid shot selection and very few turnovers.
- According to KenPom, Tech has the 44th-best effective field-goal percentage (53.0) and a turnover percentage of 14.3, good for third nationally.
- Tech gets a good amount of its points from the 3-point line, sitting No. 5 in the nation for averaging 43.4 percent of its points distribution from 3-land.

IT'S BEEN A MINUTE

- The last time the Hokies started the season with a conference game was on Nov. 30, 1963 versus Richmond, a 77-53 win, spanning 56 years and making Tech 2-0 its last two instances.
- With Landers Nolley's 30 points against Clemson, it marked the most points scored by a Tech freshman since 2013 (Jalen Hudson, 32 vs. Wake).

THE FEW, THE PROUD

- A little over mid-way through January, there are 116 instances that a player has scored 30 or more points in a Division I game on the road.
- Of the 116, only seven players have done it in a high-major road conference game, including Tech's Landers Nolley back in the season opener.

Player	Opponent	Score
Luke Garza (Iowa)	Michigan	44
Markus Howard (Marquette)	Georgetown	42
David Duke (Providence)	Creighton	36
Trevion Williams (Purdue)	Michigan	36
Isaiah Joe (Arkansas)	Ole Miss	34
Elijah Hughes (Syracuse)	Georgia Tech	33
Landers Nolley (Virginia Tech)	Clemson	30

HE'S MORE THAN A POINT GUARD

- Junior Wabissa Bede, who has only scored in double figures six times in his career out of 76 games, has gotten it done in other ways so far.
- Known as a stocky guy, weighing 200 pounds and being called a fire hydrant by Jay Bilas, Bede has been a force on the boards so far, as well as playing the distributor role, a role he played sparingly the last two years with the all-time assists leader, Justin Robinson, running the point.
- In his game against Coppin State, Bede almost did something that hasn't happened in three years, a double-double with just rebounds and assists, collecting 10 assists and nine rebounds. (Chris Clarke on Dec. 17, 2016, triple-double).
- And speaking of Robinson, the last time a player had 10 assists after Bede's night versus Coppin State was when Robinson tallied the single-game school record with 13 versus Central Connecticut State on Dec. 1, 2018. Bede dished out 10 again a few weeks later vs. Delaware State on Nov. 20.

NBA & G-LEAGUE

NOT TOO SHABBY

- Nickeil Alexander-Walker has left his mark on Virginia Tech and has made a name for himself at the next level with the New Orleans Pelicans.
- A first-round draft pick this past summer, the Toronto native has played in 34 games for the Pels this NBA season.
- Now as a role player getting roughly 15 minutes off the bench, Alexander-Walker is finding his groove. He scored a career-high 27 points against the Miami Heat on Saturday, Nov. 16. He followed it up the next game on Sunday, Nov. 17 with 19 points, five rebounds and four assists versus the Warriors.
- The guard had a big summer with the team, starting on its NBA Summer League squad with having numerous 20-point performances in Las Vegas.



Season	G	P	R	A	B	S	FG%	M
2019-20	34	6.1	2.1	1.9	0.2	0.3	35.0	13.7

HANGIN' IN

- It's been a little bit of a whirlwind for Tech alums Justin Robinson and Ahmed Hill, with both each going up and down and all around on their quest to solidifying a roster spot in the NBA.
- Robinson, who signed as an undrafted free agent after the NBA Draft concluded with the Washington Wizards, was waived on Jan. 4.
- Hill signed with the Hornets this summer on a two-way deal, but was released in early November. However, he has landed nicely on his feet, with now playing on the NAZ Suns, the G-League affiliate of the Phoenix Suns. On Wednesday, Dec. 4, he had a career-high 27 points (9-18 FG, 4-9 3PT, 3-3 FT) with 5 boards.
- Justin Bibbs, who plays for the Boston Celtics' affiliate (Maine Red Claws), hit a game-winner on Jan. 19, finishing with 15 points and six assists.



ELITE COMPANY

- After scoring a little under half of the Hokies' points against Clemson, Landers Nolley found himself in elite company among league peers.
- The small forward scored the fourth-most points by an ACC freshman in a debut, joining preseason ACC Freshman of the Year Cole Anthony of North Carolina this week with each totaling at least 30.

Player	Opponent	Date	Points
Cole Anthony (UNC)	Notre Dame	Nov. 6, 2019	34
RJ Barrett (Duke)	Kentucky	Nov. 6, 2018	33
J.J. Hickson (NC State)	William & Mary	Nov. 15, 2007	31
Landers Nolley (VT)	Clemson	Nov. 5, 2019	30
Ishua Benjamin (NC State)	Prairie View	Nov. 26, 1994	29
Ivan Wagner (NC State)	VMI	Nov. 25, 1995	29
Zion Williamson (Duke)	Kentucky	Nov. 6, 2018	28
Sylvan Landesberg (UVA)	VMI	Nov. 16, 2008	28
Rashad McCants (UNC)	Penn State	Nov. 18, 2002	28

YOUNG & PRETTY GOOD

- Tech has had the luxury of having some solid first-year players since freshmen became eligible to play in 1974, and has no shortage this year.
- Landers Nolley's 30 points were tied for the third most by a freshman, trailing Jalen Hudson and Larry Cooke's 32 points. He followed it up with a 29-point performance against NC State, which is tied for the fifth most.

Player	Opponent	Date	Points
Larry Cooke	Eastern Kentucky	Feb. 3, 1975	32
Jalen Hudson	Wake Forest	March 10, 2013	32
Landers Nolley	Clemson	Nov. 5, 2019	30
Russell Davis	Vermont	Dec. 31, 1974	30
Landers Nolley	NC State	Jan. 11, 2020	29
Nickeil Alexander-Walker	The Citadel	Nov. 12, 2017	29

HOME IS WHERE THE HEART IS

- Mike Young grew up in Radford, Virginia, which is approximately 20 minutes away from Blacksburg, the home of the Hokies.
- Ironically enough, one of Young's first-ever college basketball game as a kid was a Virginia Tech game inside Cassell Coliseum, a place where Young now calls his home.

DYNAMIC TRIO

- Against Coppin State, the Hokies had three freshmen in double figures, marking the first time since Feb. 25, 2015, when they took on Duke.
- The three versus the Eagles were Nahiem Alleyne (18 points), Landers Nolley (11) and Tyrece Radford (10).
- The trio against Duke was Jalen Hudson (23 points), Ahmed Hill (10) and Justin Bibbs (10).

GAME-BY-GAME HIGHS

Opponent	Date	Points	Rebounds	Assists	Steals	Blocks
Clemson (W, 67-60)	Nov. 5	30 - Landers Nolley II	8 - Wabissa Bede	6 - Wabissa Bede	2 - Landers Nolley II	1 - Wabissa Bede
Coppin State (W, 74-42)	Nov. 8	18 - Nahiem Alleyne	9 - Wabissa Bede	10 - Wabissa Bede	2 - Wabissa Bede	2 - Tyrece Radford
USC Upstate (W, 80-57)	Nov. 13	23 - Landers Nolley II	6 - Landers Nolley II	8 - Wabissa Bede	2 - (2 players)	2 - John Ojiako
Lehigh (W, 79-53)	Nov. 16	27 - Landers Nolley II	11 - Tyrece Radford	6 - Wabissa Bede	3 - Wabissa Bede	1 - (4 players)
Delaware State (W, 100-64)	Nov. 20	20 - Nahiem Alleyne	8 - Tyrece Radford	10 - Wabissa Bede	1 - (4 players)	2 - Nahiem Alleyne
No. 3/3 Michigan St. (W, 71-66)	Nov. 25	22 - Landers Nolley II	7 - P.J. Horne	5 - (2 players)	3 - Landers Nolley II	2 - Landers Nolley II
Dayton (L, 89-62)	Nov. 26	15 - Landers Nolley II	6 - Landers Nolley II	6 - Wabissa Bede	3 - Wabissa Bede	2 - P.J. Horne
BYU (L, 90-77)	Nov. 27	22 - Landers Nolley II	7 - Landers Nolley II	7 - Wabissa Bede	1 - Landers Nolley II	1 - (2 players)
No. 10/8 Duke (L, 77-63)	Dec. 6	15 - P.J. Horne	8 - Landers Nolley II	5 - Wabissa Bede	1 - (2 players)	2 - P.J. Horne
Chattanooga (W, 63-58)	Dec. 11	22 - Nahiem Alleyne	8 - Wabissa Bede	7 - Wabissa Bede	2 - (2 players)	1 - (2 players)
Gardner-Webb (W, 73-46)	Dec. 15	18 - Landers Nolley II	10 - Tyrece Radford	5 - Wabissa Bede	3 - Hunter Cattoor	None
VMI (W, 64-55)	Dec. 21	14 - Hunter Cattoor	10 - Tyrece Radford	4 - Tyrece Radford	2 - (3 players)	2 - John Ojiako
UMES (W, 92-37)	Dec. 29	18 - Landers Nolley II	10 - Landers Nolley II	6 - Wabissa Bede	2 - Tyrece Radford	3 - John Ojiako
No. 19/19 Virginia (L, 65-39)	Jan. 4	18 Landers Nolley II	5 - (2 players)	2 - (2 players)	2 - (3 players)	None
Syracuse (W, 67-63)	Jan. 7	19 - Jalen Cone	9 - Tyrece Radford	8 - Wabissa Bede	2 - Wabissa Bede	None
NC State (W, 72-58)	Jan. 11	29 - Landers Nolley II	9 - Tyrece Radford	7 - Wabissa Bede	2 - Wabissa Bede	2 - Tyrece Radford
Wake Forest (W, 80-70)	Jan. 14	21 - 2 players	13 - Tyrece Radford	9 - Wabissa Bede	4 - Tyrece Radford	2 - 2 players
Syracuse (L, 71-69)	Jan. 18	17 - Jalen Cone	6 - 2 players	7 - Landers Nolley II	1 - P.J. Horne	1 - Landers Nolley II

SPECIALITY STATS

Opponent	Date	Second Chance Points	Points in the Paint	Fastbreak Points	Points off Turnovers	Bench Points
Clemson (W, 67-60)	Nov. 5	10	16	11	3	18
Coppin State (W, 74-42)	Nov. 8	7	22	9	18	26
USC Upstate (W, 80-57)	Nov. 13	4	26	5	18	26
Lehigh (W, 79-53)	Nov. 16	10	26	8	26	21
Delaware State (W, 100-64)	Nov. 20	15	22	15	16	49
No. 3/3 Michigan St. (W, 71-66)	Nov. 25	6	22	9	20	16
Dayton (L, 89-62)	Nov. 26	0	24	5	11	19
BYU (L, 90-77)	Nov. 27	4	30	2	11	10
No. 10/8 Duke (L, 77-63)	Dec. 6	6	40	3	11	11
Chattanooga (W, 63-58)	Dec. 11	18	26	7	7	5
Gardner-Webb (W, 73-46)	Dec. 15	8	16	11	12	34
VMI (W, 64-55)	Dec. 21	14	22	11	26	38
UMES (W, 92-37)	Dec. 29	20	30	22	19	49
No. 19/19 Virginia (L, 65-39)	Jan. 4	2	16	5	5	7
Syracuse (W, 67-63)	Jan. 7	5	14	14	7	27
NC State (W, 72-58)	Jan. 11	4	22	15	10	15
Wake Forest (W, 80-70)	Jan. 14	7	30	19	19	25
Syracuse (L, 71-69)	Jan. 18	6	12	0	3	22

DOUBLE-DOUBLE TRACKER

Opponent	Date	Player	Points	Rebounds	Assists	Blocks	Steals
Gardner-Webb (W, 73-46)	Dec. 15	Tyrece Radford	10	10	0	0	1
UMES (W, 82-37)	Dec. 29	Landers Nolley II	18	10	3	0	0
Wake Forest (W, 80-70)	Jan. 14	Tyrece Radford	21	13	1	0	4



2019-20 SUPERLATIVES

DOUBLE FIGURES SCORING

Landers Nolley	16
Nahiem Alleyne	8
Jalen Cone	7
Hunter Cattoor	6
Tyrece Radford	6
P.J. Horne	5
Wabissa Bede	3
Isaiah Wilkins	3
John Ojiako	1

20-POINT GAMES

Landers Nolley	6
Nahiem Alleyne	2
Tyrece Radford	1

30-POINT GAMES

Landers Nolley	1
----------------	---

SCORING LEADER

Landers Nolley	11
Nahiem Alleyne	4
P.J. Horne	1
Hunter Cattoor	1
Jalen Cone	1

REBOUNDING LEADER

Landers Nolley	8
Tyrece Radford	7
Wabissa Bede	3
P.J. Horne	2

ASSIST LEADER

Wabissa Bede	16
Landers Nolley	3
Tyrece Radford	1

BLOCK LEADER

P.J. Horne	5
John Ojiako	4
Landers Nolley	3
Wabissa Bede	2
Nahiem Alleyne	2
Tyrece Radford	2
Isaiah Wilkins	1
Branden Johnson	1
Hunter Cattoor	1

STEAL LEADER

Wabissa Bede	7
Tyrece Radford	6
Landers Nolley	3
Hunter Cattoor	3
P.J. Horne	3
Nahiem Alleyne	2
Isaiah Wilkins	2
John Ojiako	1
Jalen Cone	1

30-PLUS MINUTES

Landers Nolley	12
Wabissa Bede	8
P.J. Horne	7
Nahiem Alleyne	6
Tyrece Radford	3
Hunter Cattoor	2
Jalen Cone	1

TIME TO STEP UP

- With the Hokies losing three players now playing in the NBA or G-League and the SEC Preseason Player of the Year, Tech returns just one starter from a year ago in guard Wabissa Bede.
- That means four role players or newcomers will have to step up and contribute big minutes right away for Mike Young.

FEW AND FAR BETWEEN

- Tech returns only 13.3 points per game from its team last year that average 73.5, which is made up of four letterwinners.
- That accounts for the Hokies bringing back just 18.1 percent of its scoring total, making them one of only six schools in the nation to return less than 20 percent of its scoring.

School	Points p/g	Percent of Scoring
Nebraska	2.9 PPG	1.9%
Tulane	10.8 PPG	12.2%
South Dakota St.	15.8 PPG	16.9%
Virginia Tech	13.3 PPG	18.1%
Washington	13.9 PPG	19.8%
UCF	14.5 PPG	20.0%

THE BIG THREE-HUNDO

- When Mike Young and Co. took down the Tigers in Clemson, he became just one of 71 active coaches in Division I to have 300 or more wins.
- Since the season opener, seven coaches have joined the club in Richmond's Chris Mooney, Liberty's Ritchie McKay, Albany's Will Brown, St. Bonaventure's Mark Schmidt, Northwestern St.'s Mike McConathy, Iona's Tim Cluess and VCU's Mike Rhoades.

Coach	Record	Schools Coached At
68. James Jones (Yale)	322-277 (.538)	1
69. Jim Christian (Boston College)	313-263 (.543)	4
70. Tod Kowalczyk (Toledo)	313-249 (.557)	2
71. Mike Young (Virginia Tech)	312-249 (.556)	2

- Of the 77 active head coaches, Young is one of only 28 to win at least 300 games at just two schools or less during a coaching tenure.

Coach	Record	Schools Coached At
22. Fran O'Hanlon (Lafayette)	334-401 (.454)	1
23. James Jones (Yale)	322-277 (.538)	1
24. Tod Kowalczyk (Toledo)	312-249 (.557)	2
25. Mike Young (Virginia Tech)	312-249 (.556)	2

WELL, THIS IS NEW

- A new staff is in place for Tech and there are also quite a few freshmen with six.
- The six freshies make Tech one of only 20 schools to have six or more, including one of 13 in high-major conferences.

THE BEST IS YET TO COME

- Coach Young, known as one of the better X's and O's coaches in the country, had his Terriers in some of the top categories nationally over his 17-year span.
- This past season, which was Wofford's best in school history, the Terriers were 16th in assist/turnover ratio (1.39), 11th in field-goal percentage (49.0), second in 3-point field-goal percentage (41.4) and second in scoring margin (16.7).

SELLING OUT CASSELL

- The Hokies have sold out nine games this season, including six ACC games. Of the six, three have been played (Duke, NC State, Syracuse), while the other three (UNC, Pitt, BC) are on deck.
- Virginia Tech ACC home games against Virginia, Wake Forest, Syracuse, Duke, Louisville, Georgia Tech and Miami (Fla.) sold out in 2018-19.
- The Hokies sold out nine games in the 2017-18 season, including seven of the nine home ACC games, a mark that equaled 2018-19.

WHO TO LOOK UP TO

- Of the 26 teams that don't boast more than one senior, including six teams that don't have any seniors, Tech is one of just 13 high-majors.
- Of the 13, 10 return for their senior seasons, while three players, including Tech's Branden Johnson, will finish their last year at a new school.

School	Sr.	r-Sr.	Gr.	Previous School
Alabama	---	---	1	West Virginia
East Carolina	---	1	---	---
Houston	---	1	---	---
Kentucky	---	---	1	Bucknell
Memphis	1	---	---	---
Oklahoma	1	---	---	---
Ole Miss	1	---	---	---
Stanford	1	---	---	---
Syracuse	1	---	---	---
Texas	1	---	---	---
Virginia Tech	---	---	1	Alabama State
Wichita State	1	---	---	---
Wisconsin	---	---	1	---

HISTORIC IT WAS

- Last year was arguably the best season in school history for the Hokies, notching many school records to their belt.
- To name a few, Tech earned a school-record 26 wins, program-best 12 ACC victories and made it to the Sweet 16 for the first time in program history since the tournament expanded to 64 teams.
- Tech also broke the record for most home non-conference victories in a row with 24 straight.
- The Hokies made the NCAA Tournament three consecutive years for the first time ever, and won two games in The Dance for the first time since 1967. They also earned a No. 4 seed, the highest in program history.

WHAT ARE THEY DOING NOW

- The Hokies have three players that are playing in the NBA or G-League, including Nickeil Alexander-Walker, Justin Robinson and Ahmed Hill.
- Alexander-Walker, who was an All-ACC selection a year ago, was selected in the first round of the NBA Draft, becoming the second-ever in school history. He now stars with the Pelicans.
- Robinson, Tech's all-time assists career leader, plays with the Washington Wizards and their G-League affiliate (Capital City Go-Go) and has gone back and forth so far this season. But was waived on Jan. 4.
- Hill, who was vital in Tech's run to the Sweet 16 last season, signed a two-way deal with the Charlotte Hornets. He was waived by the Hornets and now the Phoenix Suns have acquired his rights, with Hill now playing for the NAZ Suns, who are located in Prescott Valley, Arizona. He had 16 points his first game.



PROGRAM HISTORY

First Year	1908
All-Time Record	1,479-1,223 (.547)
Conference Record	456-629 (.420)
Televised Games	242-221 (.523)
Overtime Games	68-51 (.571)
VT Ranked	86-42 (.672)
NCAA Tournaments	9 (most recent 2018-19)
NIT Appearances	13 (most recent 2015-16)
Most wins	26 (2018-19)
Highest AP Ranking	No. 8 (1995)

CASELL COLISEUM

Capacity	9,275
Seasons in Use	59th season
Tech Record	611-198 (.755)
ACC Record	73-57 (.562)
vs. Nonconference	421-71 (.856)
vs. Ranked Teams	24-53 (.312)

2019-20 RECRUITING CLASS

- Coach Mike Young signed his first recruiting class in Blacksburg and it sure was a goodie, getting two ESPN top 100 players.
- The class, made up of two consensus four-star guards, ranks No. 35 in the country according to 247 Sports and No. 33 on Rivals.
- Darius Maddox (top) preps at Oak Hill Academy, a place heq will have a one-year stint at after scoring over 350 points at St. John's High School and leading them to a 27-12 record and top-10 ranking in the state.
- Joe Bamisile (bottom) plays at Monacan High School, where he averaged 28 points, seven rebounds and two assists last year, earning VHSL All-state honors and the Region 4B Co-Player of the Year.
- Maddox ranks No. 93 and Bamisile sits at No. 64 on ESPN's recruiting site.



PLAYER HIGHS & LOWS

Virginia Tech - INDIVIDUAL GAME HIGHS

POINTS	30	Landers Nolley II - at Clemson (11/05/19)
	29	Landers Nolley II - NC State (01/11/20)
	27	Landers Nolley II - Lehigh (11/16/19)
	23	Landers Nolley II - USC Upstate (11/13/19)
	22	Nahiem Alleyne - Chattanooga (12/11/19)
	22	Landers Nolley II - vs BYU (11/27/19)
	22	Landers Nolley II - vs Michigan St. (11/25/19)
FIELD GOALS MADE	12	Landers Nolley II - at Clemson (11/05/19)
	10	Landers Nolley II - Lehigh (11/16/19)
FIELD GOAL ATTEMPTS	23	Landers Nolley II - at Clemson (11/05/19)
	20	Landers Nolley II - Chattanooga (12/11/19)
FIELD GOAL PERCENTAGE (min 5 made)	.857 (6-7)	Nahiem Alleyne - Syracuse (01/18/20)
	.857 (6-7)	Tyrece Radford - Duke (12/06/19)
3 PT FG MADE	7	Landers Nolley II - Lehigh (11/16/19)
	5	Nahiem Alleyne - Syracuse (01/18/20)
	5	Jalen Cone - at Syracuse (01/07/20)
	5	Hunter Cattoor - UMES (12/29/19)
	5	Landers Nolley II - Gardner-Webb (12/15/19)
	5	Jalen Cone - Delaware St. (11/20/19)
	5	Nahiem Alleyne - Delaware St. (11/20/19)
	5	Isaiah Wilkins - Delaware St. (11/20/19)
3 PT FG ATTEMPTS	13	Landers Nolley II - Syracuse (01/18/20)
	12	Landers Nolley II - Lehigh (11/16/19)
3 PT FG PERCENTAGE (min 2 made)	1.000 (3-3)	Jalen Cone - USC Upstate (11/13/19)
	1.000 (2-2)	P.J. Horne - vs Michigan St. (11/25/19)
FREE THROWS MADE	9	Landers Nolley II - NC State (01/11/20)
	8	Landers Nolley II - vs Michigan St. (11/25/19)
FREE THROW ATTEMPTS	12	Tyrece Radford - at Wake Forest (01/14/20)
	10	Landers Nolley II - NC State (01/11/20)
FREE THROW PERCENTAGE (min 3 made)	1.000 (8-8)	Landers Nolley II - vs Michigan St. (11/25/19)
	1.000 (5-5)	Nahiem Alleyne - Chattanooga (12/11/19)
	1.000 (4-4)	Jalen Cone - at Syracuse (01/07/20)
	1.000 (4-4)	Hunter Cattoor - at Virginia (01/04/20)
	1.000 (3-3)	Nahiem Alleyne - UMES (12/29/19)
	1.000 (3-3)	Jalen Cone - VMI (12/21/19)
	1.000 (3-3)	Isaiah Wilkins - Gardner-Webb (12/15/19)
REBOUNDS	13	Tyrece Radford - at Wake Forest (01/14/20)
	11	Tyrece Radford - Lehigh (11/16/19)
ASSISTS	10	Wabissa Bede - Delaware St. (11/20/19)
	10	Wabissa Bede - Coppin St. (11/08/19)
STEALS	4	Tyrece Radford - at Wake Forest (01/14/20)
	3	Hunter Cattoor - Gardner-Webb (12/15/19)
	3	Wabissa Bede - vs Dayton (11/26/19)
	3	Landers Nolley II - vs Michigan St. (11/25/19)
	3	Wabissa Bede - Lehigh (11/16/19)
BLOCKED SHOTS	3	John Ojiako - UMES (12/29/19)
	2	John Ojiako - at Wake Forest (01/14/20)
	2	P.J. Horne - at Wake Forest (01/14/20)
	2	Tyrece Radford - NC State (01/11/20)
	2	John Ojiako - VMI (12/21/19)
	2	P.J. Horne - Duke (12/06/19)
	2	P.J. Horne - vs Dayton (11/26/19)
	2	Landers Nolley II - vs Michigan St. (11/25/19)
	2	Nahiem Alleyne - Delaware St. (11/20/19)
	2	John Ojiako - USC Upstate (11/13/19)
	2	Tyrece Radford - Coppin St. (11/08/19)
TURNOVERS	9	Landers Nolley II - Duke (12/06/19)
	5	Landers Nolley II - at Virginia (01/04/20)
	5	Landers Nolley II - Lehigh (11/16/19)
	5	Landers Nolley II - at Clemson (11/05/19)
FOULS	5	John Ojiako - at Wake Forest (01/14/20)
	5	Landers Nolley II - at Wake Forest (01/14/20)
	5	Isaiah Wilkins - at Clemson (11/05/19)

Opponent - INDIVIDUAL GAME HIGHS

POINTS	26	Buddy Boeheim - Syracuse (01/18/20)
	24	Obi Toppin - vs Dayton (11/26/19)
	20	Travis Eevee - VMI (12/21/19)
	20	TJ Haws - vs BYU (11/27/19)
	19	John Crosby - Delaware St. (11/20/19)
FIELD GOALS MADE	10	Buddy Boeheim - Syracuse (01/18/20)
	10	Obi Toppin - vs Dayton (11/26/19)
FIELD GOAL ATTEMPTS	21	John Crosby - Delaware St. (11/20/19)
	20	Buddy Boeheim - Syracuse (01/18/20)
FIELD GOAL PERCENTAGE (min 5 made)	1.000 (5-5)	Kolby Lee - vs BYU (11/27/19)
	.857 (6-7)	Dalton Nixon - vs BYU (11/27/19)
3 PT FG MADE	6	Travis Eevee - VMI (12/21/19)
	5	Buddy Boeheim - Syracuse (01/18/20)
	5	Kamdyn Curfman - VMI (12/21/19)
3 PT FG ATTEMPTS	13	Buddy Boeheim - Syracuse (01/18/20)
	12	Travis Eevee - VMI (12/21/19)
3 PT FG PERCENTAGE (min 2 made)	1.000 (2-2)	Jonathan Scott - Chattanooga (12/11/19)
	1.000 (2-2)	Dalton Nixon - vs BYU (11/27/19)
	1.000 (2-2)	Omar Peek-Green - Delaware St. (11/20/19)
FREE THROWS MADE	7	Kihe Clark - at Virginia (01/04/20)
	7	Everette Hammond - USC Upstate (11/13/19)
FREE THROW ATTEMPTS	8	Olivier Sarr - at Wake Forest (01/14/20)
	8	Kihe Clark - at Virginia (01/04/20)
FREE THROW PERCENTAGE (min 3 made)	1.000 (7-7)	Everette Hammond - USC Upstate (11/13/19)
	1.000 (4-4)	Wendell Moore - Duke (12/06/19)
	1.000 (4-4)	Vernon Carey - Duke (12/06/19)
	1.000 (4-4)	Zac Seljaas - vs BYU (11/27/19)
	1.000 (4-4)	John Newman III - at Clemson (11/05/19)
REBOUNDS	15	Aamir Simms - at Clemson (11/05/19)
	14	Xavier Tillman - vs Michigan St. (11/25/19)
ASSISTS	9	Markell Johnson - NC State (01/11/20)
	9	Jalen Crutcher - vs Dayton (11/26/19)
STEALS	4	Dejuan Clayton - Coppin St. (11/08/19)
	2	Quincy Guerrier - Syracuse (01/18/20)
	2	Markell Johnson - NC State (01/11/20)
	2	Bourama Sidibe - at Syracuse (01/07/20)
	2	Braxton Key - at Virginia (01/04/20)
	2	Travis Eevee - VMI (12/21/19)
	2	Jordan Goldwire - Duke (12/06/19)
	2	Gabe Brown - vs Michigan St. (11/25/19)
	2	Jakob Alamudun - Lehigh (11/16/19)
	2	Reggie James - Coppin St. (11/08/19)
BLOCKED SHOTS	3	Devon Daniels - NC State (01/11/20)
	3	Ty Gibson - UMES (12/29/19)
	3	Ludovic Dufeat - Gardner-Webb (12/15/19)
TURNOVERS	7	Travis Eevee - VMI (12/21/19)
	5	Markell Johnson - NC State (01/11/20)
	5	Myles Lewis - VMI (12/21/19)
	5	Jalen Crutcher - vs Dayton (11/26/19)
	5	Xavier Tillman - vs Michigan St. (11/25/19)
	5	Jeameril Wilson - Lehigh (11/16/19)
FOULS	5	Marek Dolezaj - at Syracuse (01/07/20)
	5	Tyler Creammer - VMI (12/21/19)
	5	Malik Hall - vs Michigan St. (11/25/19)
	5	Tevin Mack - at Clemson (11/05/19)



TEAM HIGHS & LOWS

Virginia Tech - GAME HIGHS

POINTS	100 92 80 80 79	Delaware St. (11/20/19) UMES (12/29/19) at Wake Forest (01/14/20) USC Upstate (11/13/19) Lehigh (11/16/19)
FIELD GOALS MADE	35 32	Delaware St. (11/20/19) UMES (12/29/19)
FIELD GOAL ATTEMPTS	72 65	UMES (12/29/19) Lehigh (11/16/19)
FIELD GOAL PERCENTAGE	.565 (35-62) .534 (31-58) .534 (31-58)	Delaware St. (11/20/19) vs BYU (11/27/19) USC Upstate (11/13/19)
3 PT FG MADE	21 15	Delaware St. (11/20/19) Syracuse (01/18/20)
3 PT FG ATTEMPTS	37 37 37	Syracuse (01/18/20) Delaware St. (11/20/19) Lehigh (11/16/19)
3 PT FG PERCENTAGE	.568 (21-37) .500 (11-22)	Delaware St. (11/20/19) vs BYU (11/27/19)
FREE THROWS MADE	19 17	NC State (01/11/20) at Wake Forest (01/14/20)
FREE THROW ATTEMPTS	29 24	at Wake Forest (01/14/20) VMI (12/21/19)
FREE THROW PERCENTAGE	.905 (19-21) .842 (16-19)	NC State (01/11/20) UMES (12/29/19)
REBOUNDS	53 49	UMES (12/29/19) Coppin St. (11/08/19)
ASSISTS	29 22	Delaware St. (11/20/19) Syracuse (01/18/20)
STEALS	11 9	at Wake Forest (01/14/20) VMI (12/21/19)
BLOCKED SHOTS	6 6	vs Michigan St. (11/25/19) USC Upstate (11/13/19)
TURNOVERS	15 14	Coppin St. (11/08/19) Duke (12/06/19)
FOULS	24 19	at Wake Forest (01/14/20) vs Dayton (11/26/19)

Virginia Tech - GAME LOWS

POINTS	39 62 63 63 64	at Virginia (01/04/20) vs Dayton (11/26/19) Chattanooga (12/11/19) Duke (12/06/19) VMI (12/21/19)
FIELD GOALS MADE	13 21 21	at Virginia (01/04/20) at Syracuse (01/07/20) VMI (12/21/19)
FIELD GOAL ATTEMPTS	48 50	at Virginia (01/04/20) at Syracuse (01/07/20)
FIELD GOAL PERCENTAGE	.271 (13-48) .344 (21-61)	at Virginia (01/04/20) VMI (12/21/19)
3 PT FG MADE	4 5	at Virginia (01/04/20) Duke (12/06/19)
3 PT FG ATTEMPTS	20 21 21 21	Duke (12/06/19) Chattanooga (12/11/19) vs Dayton (11/26/19) vs Michigan St. (11/25/19)
3 PT FG PERCENTAGE	.160 (4-25) .250 (5-20)	at Virginia (01/04/20) Duke (12/06/19)
FREE THROWS MADE	3 4 4 4	Lehigh (11/16/19) Syracuse (01/18/20) Duke (12/06/19) vs BYU (11/27/19)
FREE THROW ATTEMPTS	4 6	Lehigh (11/16/19) Duke (12/06/19)
FREE THROW PERCENTAGE	.500 (4-8) .556 (10-18)	Syracuse (01/18/20) vs Dayton (11/26/19)
REBOUNDS	21 25	vs Dayton (11/26/19) at Virginia (01/04/20)
ASSISTS	6 11	at Virginia (01/04/20) at Clemson (11/05/19)
STEALS	1 1	Syracuse (01/18/20) vs BYU (11/27/19)
BLOCKED SHOTS	0 0 0	at Syracuse (01/07/20) at Virginia (01/04/20) Gardner-Webb (12/15/19)
TURNOVERS	2 7 7 7	UMES (12/29/19) Syracuse (01/18/20) VMI (12/21/19) Chattanooga (12/11/19)
FOULS	6 8 8	Duke (12/06/19) VMI (12/21/19) Lehigh (11/16/19)

Opponent - GAME HIGHS

POINTS	90 89 77 71 70	vs BYU (11/27/19) vs Dayton (11/26/19) Duke (12/06/19) Syracuse (01/18/20) at Wake Forest (01/14/20)
FIELD GOALS MADE	35 32	vs Dayton (11/26/19) vs BYU (11/27/19)
FIELD GOAL ATTEMPTS	71 69	Coppin St. (11/08/19) NC State (01/11/20)
FIELD GOAL PERCENTAGE	.636 (35-55) .542 (32-59)	vs Dayton (11/26/19) vs BYU (11/27/19)
3 PT FG MADE	17 13	vs BYU (11/27/19) VMI (12/21/19)
3 PT FG ATTEMPTS	39 34	Coppin St. (11/08/19) vs BYU (11/27/19)
3 PT FG PERCENTAGE	.500 (17-34) .458 (11-24)	vs BYU (11/27/19) vs Dayton (11/26/19)
FREE THROWS MADE	17 14	at Wake Forest (01/14/20) USC Upstate (11/13/19)
FREE THROW ATTEMPTS	23 18	at Wake Forest (01/14/20) USC Upstate (11/13/19)
FREE THROW PERCENTAGE	1.000 (10-10) .818 (9-11)	Duke (12/06/19) vs BYU (11/27/19)
REBOUNDS	45 43 43	Coppin St. (11/08/19) NC State (01/11/20) vs Michigan St. (11/25/19)
ASSISTS	22 22	vs BYU (11/27/19) vs Dayton (11/26/19)
STEALS	8 8	Duke (12/06/19) Coppin St. (11/08/19)
BLOCKED SHOTS	7 5	UMES (12/29/19) NC State (01/11/20)
TURNOVERS	23 19	VMI (12/21/19) Lehigh (11/16/19)
FOULS	27 21	at Wake Forest (01/14/20) vs Dayton (11/26/19)

Opponent - GAME LOWS

POINTS	37 42 46 53 55	UMES (12/29/19) Coppin St. (11/08/19) Gardner-Webb (12/15/19) Lehigh (11/16/19) VMI (12/21/19)
FIELD GOALS MADE	14 14	UMES (12/29/19) Coppin St. (11/08/19)
FIELD GOAL ATTEMPTS	51 53 53 53 53	VMI (12/21/19) at Syracuse (01/07/20) Chattanooga (12/11/19) Lehigh (11/16/19) USC Upstate (11/13/19)
FIELD GOAL PERCENTAGE	.197 (14-71) .237 (14-59)	Coppin St. (11/08/19) UMES (12/29/19)
3 PT FG MADE	3 6 6 6 6	USC Upstate (11/13/19) Syracuse (01/18/20) NC State (01/11/20) at Syracuse (01/07/20) Coppin St. (11/08/19)
3 PT FG ATTEMPTS	17 20	at Syracuse (01/07/20) at Wake Forest (01/14/20)
3 PT FG PERCENTAGE	.120 (3-25) .154 (6-39)	USC Upstate (11/13/19) Coppin St. (11/08/19)
FREE THROWS MADE	0 2	VMI (12/21/19) UMES (12/29/19)
FREE THROW ATTEMPTS	0 5 5	VMI (12/21/19) UMES (12/29/19) Lehigh (11/16/19)
FREE THROW PERCENTAGE	.000 (0-0) .400 (2-5)	VMI (12/21/19) UMES (12/29/19)
REBOUNDS	26 28	Delaware St. (11/20/19) Lehigh (11/16/19)
ASSISTS	6 6	at Syracuse (01/07/20) Coppin St. (11/08/19)
STEALS	1 1 1	at Wake Forest (01/14/20) UMES (12/29/19) Chattanooga (12/11/19)
BLOCKED SHOTS	1 1 1 1	at Syracuse (01/07/20) vs Dayton (11/26/19) Delaware St. (11/20/19) Lehigh (11/16/19)
TURNOVERS	4 6	Coppin St. (11/08/19) Syracuse (01/18/20) vs BYU (11/27/19)
FOULS	9 10	Lehigh (11/16/19) USC Upstate (11/13/19)





Mike YOUNG

- First season at Virginia Tech
- 18th as a head coach in Division I
- Produced three AP All-America selections at Wofford
- Took Wofford to five NCAA Tournament appearances

The Young File

PERSONAL

BORN: May 1, 1963
 HOMETOWN: Radford, Virginia
 FAMILY: Wife (Margaret), Children (Cooper & Davis)
 COACHING RECORD AT VIRGINIA TECH: 13-5 (1st year)
 CAREER HEAD COACHING RECORD: 312-249 (.556)

EDUCATION

Emory & Henry (1986)
 JOINED TECH STAFF: April 7, 2019
 YEARS OF COLLEGIATE HEAD COACHING: 18
 YEARS OF COLLEGIATE COACHING: 33

COACHING CAREER

Year	School
1986-88	Assistant Coach, Emory & Henry
1988-89	Assistant Coach, Radford
1989-02	Assistant Coach, Wofford
2002-19	Head Coach, Wofford
2019-present	Head Coach, Virginia Tech

ACCOMPLISHMENTS

Five NCAA Tournaments

2019, 2015, 2014, 2011, 2010

Five SoCon Tournament Championships

2019, 2015, 2014, 2011, 2010

Four SoCon Regular-Season Titles

2019, 2015, 2011, 2010

Two-time National Coach of the Year

2019 (Sporting News), 2010 (Hugh Durham)

Three AP All-America Selections

Fletcher Magee (2018-19) Karl Cochran (2014-15) Noah Dahlman (2009-10)

Four SoCon Player of the Years

Fletcher Magee (2017-18, 2018-19) Karl Cochran (2014-15) & Noah Dahlman (2009-10)

All-SoCon

24 selections (Coaches) 34 selections (media)

Mike Young begins his first season as the head men's basketball coach at Virginia Tech. The veteran head coach comes home to the New River Valley with a wealth of experience and the desire and focus to lead this Hokies program in its quest to be among the best in the ACC and the nation.

Since arriving in Blacksburg, Young has worked diligently to assemble a top-level coaching staff. Along with that staff, Young has devoted countless hours toward putting together a competitive roster for the 2019-20 season and making a noticeable impact on the always evolving national recruiting community.

The Radford, Virginia native joins the Hokies after a record-setting 17-year tenure as the head coach at Wofford. The Terriers posted a 30-5 overall record in 2018-19, including a perfect 18-0 mark in Southern Conference play, and registered a convincing 84-68 win over Seton Hall in the first round of the 2019 NCAA Tournament.

The 2019 Sporting News Coach of the Year, Young finished third in last season's Associated Press Coach of the Year voting behind Texas Tech's Chris Beard and Houston's Kelvin Sampson. In his 17 seasons at the helm as head coach of Wofford College, Young built the Terriers into one of the Southern Conference's preeminent programs and a perennial NCAA Tournament participant. He guided Wofford to five NCAA Tournament berths over the past 10 seasons and five Southern Conference championships. In addition to the on-court success of his teams, 100 percent of Young's student-athletes at Wofford who completed their eligibility graduated.

In addition to owning numerous coaching accolades, Young currently serves as a member of the NCAA's Men's Basketball Ethics Committee.

Young compiled a 299-244 (.551) overall record at Wofford and earned Southern Conference Coach of the Year honors four times (2010, 2014, 2015 and 2019). Under his guidance, the Terriers registered an impressive list of nonconference wins, including ones over the likes of Auburn, Cincinnati, Clemson, Georgia, Georgia Tech, NC State, Purdue, Seton Hall, South Carolina, Virginia Tech, Xavier and Wake Forest. Arguably the most compelling nonconference victory of his tenure at Wofford came on Dec. 20, 2017 when the Terriers faced then-No. 5 North Carolina at the Dean Smith Center in Chapel Hill, North Carolina and registered a 79-75 victory over head coach Roy Williams and the Tar Heels.

Prior to assuming the head coaching reins for the Terriers in 2002-03, Young was an assistant coach to current Wofford Director of Athletics Richard Johnson. Young came to

Wofford after serving as a graduate assistant for one year under Oliver Purnell at Radford University.

A 1986 graduate of Emory & Henry College, he was a four-year letterman in basketball for coach Bob Johnson and the team captain his junior and senior seasons. He credits Johnson for having a major influence on his playing and coaching career.

Upon his graduation, Young became a full-time assistant coach for two years at Emory & Henry before moving on to Radford. Another of Young's mentors is Fletcher Arritt, longtime coach of Fork Union (Va.) Military Academy. Young played one season for him before attending Emory & Henry. In the summer of 2015, Young was inducted into the Emory & Henry College Sports Hall of Fame, as well as the Radford High School Hall of Fame.

Young and wife Margaret have a daughter, Cooper, a student at the University of the South, and a son, Davis, who is attending Blacksburg High School.

YEAR BY YEAR

Year	School	Rec.	Conf.	Postseason
2019-20	Virginia Tech	13-5	4-3	---
2018-19	Wofford	30-5	18-0	NCAA Round of 32
2017-18	Wofford	21-13	11-7	CIT
2016-17	Wofford	16-17	10-8	
2015-16	Wofford	15-17	11-7	
2014-15	Wofford	28-7	16-2	NCAA First Round
2013-14	Wofford	20-13	11-5	NCAA First Round
2012-13	Wofford	13-19	7-11	
2011-12	Wofford	19-14	12-6	CBI
2010-11	Wofford	21-13	14-4	NCAA First Round
2009-10	Wofford	26-9	15-3	NCAA First Round
2008-09	Wofford	16-14	12-8	
2007-08	Wofford	16-16	8-12	
2006-07	Wofford	10-20	5-13	
2005-06	Wofford	11-18	6-9	
2004-05	Wofford	14-14	7-9	
2003-04	Wofford	9-20	4-12	
2002-03	Wofford	14-15	8-8	



BOUNCE BACK TIME

- When Mike Young loses a basketball game, it rarely spills into the next game, with his teams bouncing back with a W, especially over the last five years with him being .661 by going 37-19.
- Young went 4-0 last year after a loss and 9-3 the year prior with the Terriers. He is 2-2 at Tech.

Season	G	W	L	Pct.
2002-03	14	7	7	.500
2003-04	19	7	12	.368
2004-05	13	5	8	.385
2005-06	17	8	9	.471
2006-07	19	6	13	.316
2007-08	15	7	8	.467
2008-09	13	8	5	.615
2009-10	8	5	3	.625
2010-11	12	9	3	.750
2011-12	13	8	5	.615
2012-13	18	9	9	.500
2013-14	12	7	5	.583
2014-15	6	5	1	.833
2015-16	16	9	7	.563
2016-17	16	10	6	.625
2017-18	12	9	3	.750
2018-19	4	4	0	1.000
2019-20	4	2	2	.500
Total	231	125	106	.541



WHEN IT COUNTS

- Mike Young brings a polished resume from his time at Wofford and you can see that in the numbers he carries regarding finishing a lead when his teams have had one over his years of coaching, with 18 season to be exact.
- Over the last six years when Young has had a lead with five minutes to go, he usually holds on to it to preserve the win, boasting a .925 winning percentage to his name.
- Since his arrival to Tech, the Hokies have carried the trend also, owning a perfect 11-0 record.

Year	G	W	L	Pct.
2014-15	25	23	2	.920
2015-16	17	14	3	.824
2016-17	17	15	2	.882
2017-18	21	19	2	.905
2018-19	27	27	0	1.000
2019-20	11	11	0	1.000
Total	119	110	9	.925

Opponent	G	W	L	Pct.
High-Major	8	7	1	.875
Mid-Major	110	102	8	.927
Conference	68	61	7	.897
Nonconference	50	48	2	.960
Postseason	9	7	2	.778

WHAT THEY'RE SAYING



So much for our No. 1 this week! That was quick. What a win for @HokiesMBB and first-year Virginia Tech coach Mike Young.



Today we saw why many NBA folks felt that Mike Young could be an offensive coordinator at the professional level. Guy is a genius offensively.



The best compliment I could give Mike Young is that when you talk to any coach from the Southern Conference, where he spent the previous 17 seasons, they all say the same thing: He's a GREAT basketball coach.

Ask @ForbesETSUhoops.

Scott Van Pelt @notthefakeSVP · Nov 25, 2019
Replying to @GaryParrishCBS
I love watching his half court stuff. It's art.



Mike Young can coach, people.

On Coach Young VT

Mike Young is one of those 20-year overnight sensations. Those of us who know college basketball have always recognized what a great coach he is. The nation found out this season in the NCAA Tournament. He is a great fit for Virginia Tech.


-Fran Fraschilla
Former NCAA head coach & current ESPN college basketball analyst

On Coach Young VT

Mike Young has shown during his tenure at Wofford that not only is he an outstanding coach, but he's also a program builder. He develops players and men. He's an excellent communicator and teacher. His teams are always sound, tough, unselfish and fun to watch.

-Clark Kellogg
CBS Sports Men's Basketball Analyst





NAHIEM ALLEYNE (na-HEEM ah-LEAN)

Freshman | 6-3 | 195
G | Buford, Ga.

High School
Mountain View

Major: University Studies

4

AT THE RIM

- Has played in all 18 games, drawing 17 starts.
- Scored the third-most points of his career versus Syracuse (1/18) with 17 on 6-of-7 shooting, with five of those makes being 3s, while tying a career-high four assists.
- Tallied five points, two assists and four rebounds against NC State (1/11), marking his most boards since Dec. 11.
- Posted six points, including two 3-pointers which is his most since Dec. 11, three rebounds and an assist at Syracuse (1/7).
- Turned in his best game yet, recording a career-high 22 points on 7-of-13 shooting, while going a perfect 5 for 5 from the charity stripe, and five rebounds vs. Chattanooga (12/11).
- Had 20 points, including 15 of those off of five 3s, four rebounds and two blocks vs. Delaware State (11/20).
- Two-year letterwinner at Mountain View High School.
- GHSA All-State and All-Region.
- Averaged 17.2 points per game and made 63 three-pointers in the 2018-19 season.
- A three-star on 247 Sports.
- Ranked as the 21st-best player in the state of Georgia.

CAREER HIGHS

Statistic	Value
Points	22 vs Chattanooga 12/11/19
Rebounds	5 vs Chattanooga 12/11/19
Assists	4 vs USC Upstate 11/13/19, vs Syracuse 01/18/20, vs BYU 11/27/19
Steals	2 vs Michigan St. 11/25/19
Blocks	2 vs Delaware St. 11/20/19
FG Made	7 vs Delaware St. 11/20/19, vs Chattanooga 12/11/19
FG Attempts	13 vs Chattanooga 12/11/19
3FG Made	5 vs Delaware St. 11/20/19, vs Syracuse 01/18/20
3FG Attempts	9 vs Delaware St. 11/20/19
FT Made	5 at Clemson 11/05/19, vs Chattanooga 12/11/19, at Wake Forest 01/14/20
FT Attempts	6 at Clemson 11/05/19, at Wake Forest 01/14/20

GAME-BY-GAME STATS

Opponent	Date	GS	MIN	Total FG-FGA	PCT	3-Point 3FG-3FGA	PCT	Free throws FT-FTA	PCT	Rebounds OFF DEF TOT	AVG	PF	A	T/O	BLK	STL	PTS	AVG			
at Clemson	11/05/19		22:44	2-9	.222	2-6	.333	5-6	.833	0	3	3	3.0	1	1	1	0	11	11.0		
Coppin St.	11/08/19	*	23:28	6-8	.750	4-6	.667	2-2	1.000	0	2	2	2.5	0	0	1	0	18	14.5		
USC Upstate	11/13/19	*	25:13	3-6	.500	1-3	.333	2-3	.667	0	2	2	2.3	0	4	0	1	9	12.7		
Lehigh	11/16/19	*	20:43	1-7	.143	0-3	.000	3-4	.750	0	2	2	2.3	0	1	0	0	5	10.8		
Delaware St.	11/20/19	*	31:15	7-11	.636	5-9	.556	1-1	1.000	0	4	4	2.6	0	1	0	2	1	20	12.6	
vs Michigan St.	11/25/19	*	33:51	3-10	.300	2-4	.500	2-3	.667	0	3	3	2.7	2	1	0	0	2	10	12.2	
vs Dayton	11/26/19	*	30:57	3-8	.375	0-1	.000	3-5	.600	0	2	2	2.6	2	3	1	0	0	9	11.7	
vs BYU	11/27/19	*	36:28	5-8	.625	2-4	.500	0-0	.000	0	3	3	2.6	1	4	2	1	0	12	11.8	
Duke	12/06/19	*	32:25	2-6	.333	1-3	.333	1-2	.500	2	0	2	2.6	0	1	1	0	1	6	11.1	
Chattanooga	12/11/19	*	35:32	7-13	.538	3-7	.429	5-5	1.000	1	4	5	2.8	1	0	2	0	0	22	12.2	
Gardner-Webb	12/15/19	*	23:15	0-4	.000	0-2	.000	0-0	.000	0	2	2	2.7	1	1	1	0	0	0	11.1	
VMI	12/21/19	*	27:43	2-7	.286	0-2	.000	1-3	.333	0	2	2	2.7	0	2	1	0	0	5	10.6	
UMES	12/29/19	*	25:05	1-10	.100	0-5	.000	3-3	1.000	1	0	1	2.5	0	2	1	0	0	5	10.2	
at Virginia	01/04/20	*	22:14	1-9	.111	0-1	.000	0-0	.000	0	2	2	2.5	2	0	0	0	1	2	9.6	
at Syracuse	01/07/20	*	22:55	2-6	.333	2-6	.333	0-2	.000	1	2	3	2.5	3	1	2	0	0	6	9.3	
NC State	01/11/20	*	21:18	1-6	.167	1-1	1.000	2-3	.667	0	4	4	2.6	2	2	0	0	0	5	9.1	
at Wake Forest	01/14/20		17:58	2-3	.667	1-2	.500	5-6	.833	0	2	2	2.6	2	0	0	0	1	10	9.1	
Syracuse	01/18/20		28:32	6-7	.857	5-6	.833	0-0	.000	0	3	3	2.6	1	4	0	0	0	17	9.6	
Totals			15	481:36	54-138	.391	29-71	.408	35-48	.729	5	42	47	2.6	18	28	13	4	7	172	9.6

CAREER STATS

SEASON	TEAM	GP-GS	MIN	AVG	FG-FGA	FG%	3FG-3FGA	3FG%	FT-FTA	FT%	OFF DEF TOT	AVG	PF	FO	AST	TO	BLK	STL	PTS	AVG	
2019-20	Hokies	18-15	482:26.8		54-138	.391	29-71	.408	35-48	.729	5	42	47	2.6	18-0	28	13	4	7	172	9.6
TOTAL		18-15	482:26.8		54-138	.391	29-71	.408	35-48	.729	5	42	47	2.6	18-0	28	13	4	7	172	9.6



JONATHAN KABONGO (kuh-BONGO)

Sophomore | 6-4 | 195
G | Toronto, Canada

High School
Thornlea Secondary

Major: Creative Writing

10

AT THE RIM

- Has yet to see action.
- Played in 21 games in 2018-19.
- Hit a 3-pointer, pulled down two rebounds and swatted a shot against Miami (Fla) in the second round of the ACC Tournament.
- Tied a career high and scored an ACC-high six points at Pitt, while collecting ACC highs in three categories—two rebounds, one assist and a steal in his second-most minutes of the season with 13.
- Scored his first points in ACC action, coming off the bench in the final minute and making a layup versus Syracuse.
- Played in his first league game against Wake Forest .
- Scored his first points as a Hokie against Central Connecticut State, nailing a 3-pointer.
- Played in the season opener against Gardner-Webb, earning his first assist.

CAREER HIGHS

Statistic	Value
Points	6 at Pittsburgh 02/16/19, vs UMES 12/28/18
Rebounds	2 at Pittsburgh 02/16/19, vs Northeastern 11/16/18, vs Miami (FL) 03/13/19
Assists	1 4 times
Steals	1 at Notre Dame 02/23/19, at Pittsburgh 02/16/19, vs South Carolina St. 12/09/18
Blocks	1 vs Miami (FL) 03/13/19
FG Made	2 at Pittsburgh 02/16/19, vs UMES 12/28/18
FG Attempts	5 vs UMES 12/28/18
3FG Made	2 at Pittsburgh 02/16/19
3FG Attempts	4 vs Central Conn. St. 12/01/18, vs UMES 12/28/18
FT Made	1 vs Virginia 02/18/19, vs UMES 12/28/18
FT Attempts	2 vs UMES 12/28/18

GAME-BY-GAME STATS

CAREER STATS

SEASON	TEAM	GP-GS	MIN	AVG	FG-FGA	FG%	3FG-3FGA	3FG%	FT-FTA	FT%	OFF DEF TOT	AVG	PF	FO	AST	TO	BLK	STL	PTS	AVG	
2018-19	Hokies	21-0	102:4.8		11-28	.393	7-22	.318	2-4	.500	0	12	12	0.6	10-0	4	4	1	3	31	1.5
TOTAL		21-0	102:4.8		11-28	.393	7-22	.318	2-4	.500	0	12	12	0.6	10-0	4	4	1	3	31	1.5





BRENDAN PALMER

Sophomore | 6-4 | 195
G | Winston-Salem, N.C.

11

High School
Forsyth Country Day

Major: Public Health

2018-19 ACC Academic Honor Roll

AT THE RIM

- Has played in two games.
- Scored the first basket of his career versus Maryland Eastern Shore (12/29), making a contested layup and finishing with a career-high three rebounds.
- Came in off the bench in the final two minutes against Coppin State (11/8) in the home opener, earning his first career rebound and a steal.
- Appeared in four games in the 2018-19 season.
- Played in his first ACC game against Miami (Fla.).
- Appeared versus Central Connecticut State.
- Came in against St. Francis (Pa.).
- College debut was versus Northeastern.
- Member of the National Honor Society.
- Lettered previous season at Calvary Day School, where he also ran track.

CAREER HIGHS

Statistic	Value
Points	2 vs UMES 12/29/19
Rebounds	3 vs UMES 12/29/19
Steals	1 vs Coppin St. 11/08/19
FG Made	1 vs UMES 12/29/19
FG Attempts	2 vs Coppin St. 11/08/19, vs UMES 12/29/19
3FG Attempts	2 vs Coppin St. 11/08/19

GAME-BY-GAME STATS

Opponent	Date	GS	MIN	Total FG-FGA PCT	3-Pointers 3FG-3FGA PCT	Free throws FT-FTA PCT	Rebounds OFF DEF TOT AVG	PF	A	T/O	BLK	STL	PTS	AVG
Coppin St.	11/08/19		02:09	0-2 .000	0-2 .000	0-0 .000	0 1 1 1.0	0 0 0 0	0 0	0 1	0 0	0 0	0 0	0.0
UMES	12/29/19		06:19	1-2 .500	0-1 .000	0-0 .000	1 2 3 2.0	0 0 1 0	0 0	1 0	0 0	2 1	2 1.0	
Totals			0 08:28	1-4 .250	0-3 .000	0-0 .000	1 3 4 2.0	0 0	1 0	1 0	0 1	2 1	2 1.0	

CAREER STATS

SEASON	TEAM	GP-GS	MIN	AVG	Field Goals FG-FGA FG%	3-Point 3FG-3FGA 3FG%	F-Throws FT-FTA FT%	Rebounds OFF DEF TOT AVG	PF	FO	AST	T/O	BLK	STL	PTS	AVG
2018-19	Hokies	4-0	3/0.7		0-0 .000	0-0 .000	0-0 .000	0 0 0 0.0	0-0	0 0	0 0	0 0	0 0	0 0	0 0.0	
2019-20	Hokies	2-0	8/4.2		1-4 .250	0-3 .000	0-0 .000	1 3 4 2.0	0-0	0 1	0 1	0 1	2 1.0			
TOTAL		6-0	11/1.9		1-4 .250	0-3 .000	0-0 .000	1 3 4 0.7	0-0	0 1	0 1	0 1	2 0.3			



P.J. HORNE

Junior | 6-6 | 225
F | Tifton, Ga.

14

High School
Tift County

Major: Sociology

2018-19 ACC Academic Honor Roll

AT THE RIM

- Has played in all 18 games, starting each contest.
- Posted nine points, five rebounds and a steal versus Syracuse (1/18).
- Tallied seven points, five rebounds and tied a career-high two blocks at Wake Forest (1/14).
- Hit a 3-pointer in Tech's 13-0 run against NC State (1/11) in the opening minutes of the first half, while finishing with six rebounds and a steal.
- Scored in double figures for the first time since Dec. 6, spanning five games, finishing with 12 points, two rebounds and a steal at Syracuse (1/7).
- After only making one 3-pointer last year in 29 games, had his nine-game streak of making at least one this season snapped versus Chattanooga (12/11), with going 0 for 3 from downtown, but had five rebounds and a career-high two steals.
- Played in 29 games last season, starting four contests.

CAREER HIGHS

Statistic	Value
Points	16 vs Iowa 11/28/17
Rebounds	7 vs Miami (FL) 02/03/18, at Clemson 11/05/19, vs Michigan St. 11/25/19
Assists	3 vs Saint Francis (PA) 11/24/18
Steals	2 vs Chattanooga 12/11/19, vs VMI 12/21/19
Blocks	2 5 times
FG Made	6 4 times
FG Attempts	13 vs Duke 12/06/19
3FG Made	3 vs Coppin St. 11/08/19, vs Duke 12/06/19, vs BYU 11/27/19
3FG Attempts	9 at Virginia 01/04/20
FT Made	4 vs Iowa 11/28/17, vs N.C. A&T 12/28/17, vs Clemson 02/21/18
FT Attempts	7 vs Miami (FL) 02/03/18

GAME-BY-GAME STATS

Opponent	Date	GS	MIN	Total FG-FGA PCT	3-Pointers 3FG-3FGA PCT	Free throws FT-FTA PCT	Rebounds OFF DEF TOT AVG	PF	A	T/O	BLK	STL	PTS	AVG
at Clemson	11/05/19	*	35:41	3-7 .429	1-4 .250	1-1 1.000	0 7 7 7.0	1	2	1	0	0	8	8.0
Coppin St.	11/08/19	*	22:36	3-5 .600	3-4 .750	0-0 .000	1 2 3 5.0	1	2	1	0	1	9	8.5
USC Upstate	11/13/19	*	25:00	4-7 .571	1-2 .500	0-0 .000	0 4 4 4.7	3	0	1	1	0	9	8.7
Delaware St.	11/16/19	*	25:50	6-8 .750	2-4 .500	0-0 .000	4 1 5 4.8	1	0	2	0	0	14	10.0
Delaware St.	11/20/19	*	15:21	3-6 .500	1-3 .333	0-0 .000	1 1 2 4.2	2	1	3	0	0	7	9.4
vs Michigan St.	11/25/19	*	29:40	5-6 .833	2-2 1.000	0-1 .000	4 3 7 4.7	3	1	1	1	0	12	9.8
vs Dayton	11/26/19	*	28:03	3-4 .750	1-2 .500	0-0 .000	1 2 3 4.4	2	1	1	2	1	7	9.4
vs BYU	11/27/19	*	31:23	5-6 .833	3-4 .750	0-0 .000	0 4 4 4.4	1	1	1	1	0	13	9.9
Duke	12/06/19	*	33:36	6-13 .462	3-8 .375	0-0 .000	0 6 6 4.6	1	0	1	2	0	15	10.4
Chattanooga	12/11/19	*	32:17	1-6 .167	0-3 .000	0-0 .000	2 3 5 4.6	1	0	1	2	2	9.6	
Gardner-Webb	12/15/19	*	18:59	1-4 .250	1-3 .333	0-0 .000	0 5 5 4.6	4	0	2	0	1	3	9.0
VMI	12/21/19	*	26:43	3-8 .375	0-4 .000	0-0 .000	1 3 4 4.6	1	0	1	0	2	6	8.8
UMES	12/29/19	*	18:39	3-3 1.000	1-1 1.000	0-0 .000	1 4 5 4.6	0	0	0	1	1	7	8.6
at Virginia	01/04/20	*	32:03	2-12 .167	0-9 .000	0-0 .000	1 4 5 4.6	3	0	1	0	0	4	8.3
at Syracuse	01/07/20	*	23:28	5-8 .625	0-3 .000	2-2 1.000	1 1 2 4.5	3	0	1	0	1	12	8.5
NC State	01/11/20	*	31:44	1-3 .333	1-2 .500	0-0 .000	1 5 6 4.6	4	0	1	0	1	3	8.2
at Wake Forest	01/14/20	*	23:11	3-5 .600	1-3 .333	0-0 .000	0 5 5 4.6	2	0	2	2	0	7	8.1
Syracuse	01/18/20	*	27:10	3-5 .600	1-2 .500	2-5 .400	0 5 5 4.6	0	0	0	1	0	9	8.2
Totals			18 481:32	60-116 .517	22-63 .349	5-9 .556	18 65 83 4.6	33 8 20	10 11	147	8.2			

CAREER STATS

SEASON	TEAM	GP-GS	MIN	AVG	Field Goals FG-FGA FG%	3-Point 3FG-3FGA 3FG%	F-Throws FT-FTA FT%	Rebounds OFF DEF TOT AVG	PF	FO	AST	T/O	BLK	STL	PTS	AVG
2017-18	Hokies	28-1	327/11.7		49-83 .590	2-6 .333	28-42 .667	31 36 67 2.4	40-2	2 18	7 4	128	4.6			
2018-19	Hokies	29-4	379/13.1		42-74 .568	1-8 .125	12-16 .750	32 33 65 2.2	49-0	10 26	8 5	97	3.3			
2019-20	Hokies	18-18	482/26.8		60-116 .517	22-63 .349	5-9 .556	18 65 83 4.6	33-0	8 20	10 11	147	8.2			
TOTAL		75-23	1187/15.8		151-273 .553	25-77 .325	45-67 .672	81 134 215 2.9	122-2	20 64	25 20	372	5.0			





GRANT YATES

Sophomore | 6-8 | 210
F | Gainesville, Va.

High School / Last School
Battlefield / Christopher Newport

Major: Business

13

AT THE RIM

- Due to NCAA transfer rules, will have to sit out this season.
- Walk-on after transferring from Christopher Newport University.
- At Christopher Newport, he appeared in 19 games as a freshman in the 2018-19 season.
- Scored 17 points and grabbed 11 rebounds on the season.

CAREER HIGHS

GAME-BY-GAME STATS



RYAN PAYNE

Junior | 6-8 | 220
F | Mechansville, Va.

High School
Hanover

Major: Finance

25

AT THE RIM

- Team manager.
- Three-year letterwinner at Hanover High School under head coach Darren Thornton.
- VHSL 4A first-team all-state.
- Conference 20 Player of the Year.
- Three-time all-academic team.

CAREER HIGHS

GAME-BY-GAME STATS



KEVE ALUMA ((Kev-aye))

Junior | 6-9 | 240
F | Berlin, Md.

High School/Last School
Stephen Dcatur / Wofford

Major: Human Development

22

AT THE RIM

- Due to NCAA transfer rules, will have to sit out this season.
- Played in 68 games, including starting 34 contests his sophomore season at Wofford.
- Averaged seven points and seven rebounds per game in 2018-19.
- Racked up the second-most rebounds on the team with 239.
- Scored in double figures eight times and recorded two double-doubles
- Had a knack on the offensive glass, ranking fifth in the SoCon with 2.8 offensive rebounds per game in league action.
- In his free time, he enjoys playing soccer.

CAREER HIGHS

Statistic	Value
Points	14 vs Mars Hill 11/23/18, vs The Citadel 01/03/19
Rebounds	12 vs Samford 01/24/19
Assists	4 at Oklahoma 11/18/18
Steals	3 vs Samford 01/24/19
Blocks	3 at Furman 02/23/19, at ETSU 02/07/19, vs VMI 03/09/19
FG Made	6 vs Chattanooga 01/26/19, vs Samford 01/24/19
FG Attempts	9 vs Samford 01/24/19
3FG Attempts	1 at High Point 11/10/18
FT Made	6 vs Mars Hill 11/23/18, at Mercer 01/31/19, vs Seton Hall 03/21/19
FT Attempts	9 at Mercer 01/31/19

CAREER STATS

SEASON	TEAM	GP-GS	MIN	Field Goals		3-Point		F-Throws		Rebounds			Scoring								
				FG-FGA	FG%	3FG-FGA	3FG%	FT-FTA	FT%	OFF	DEF	TOT	AVG	PF-FO	AST	TO	BLK	STL	PTS	AVG	
2017-18	WOF	33-2	439	13.3	30-53	.566	0-0	.000	24-42	.571	45	68	113	3.4	63-2	18	20	13	6	84	2.5
2018-19	WOF	35-34	930	26.6	94-141	.667	0-1	.000	54-94	.574	92	147	239	6.8	81-3	34	36	31	23	242	6.9
TOTAL FOR Hokies		0-0	0/0.0	0-0	.000	0-0	.000	0-0	.000	0	0	0	0.0	0-0	0	0	0	0	0	0	0.0
TOTAL		68-36	1369	20.1	124-194	.639	0-1	.000	78-136	.574	137	215	352	5.2	144-5	52	56	44	29	326	4.8



NCAA STATS

Statistic	National Rank	Conference Rank	Value	National Leader	Value	Conference Leader	Value
3-pt Field Goal Attempts (350 ranked)	32	1	500	North Florida	632	Virginia Tech	500
Assist Turnover Ratio (350 ranked)	2	2	1.67	Notre Dame	1.80	Notre Dame	1.80
Assists Per Game (350 ranked)	35	4	15.8	Michigan St.	19.1	Notre Dame	17.6
Blocked Shots Per Game (350 ranked)	237	14	2.7	UConn	7.1	Duke	6.4
Defensive Rebounds per Game (350 ranked)	77	5	27.28	Belmont	31.21	North Carolina	29.12
Fewest Fouls (350 ranked)	9	3	237	Notre Dame	205	Notre Dame	205
Fewest Turnovers (350 ranked)	3	2	171	Notre Dame Cornell	167	Notre Dame	167
Field-Goal Percentage (350 ranked)	165	8	44.0	Dayton	51.9	Duke	48.3
Field-Goal Percentage Defense (350 ranked)	63	4	40.0	Memphis	35.0	Virginia	35.8
Free Throw Attempts (350 ranked)	313	12	272	Arkansas St.	518	Wake Forest	416
Free Throws Made (350 ranked)	314	14	189	Arkansas St.	361	Wake Forest	307
Free-Throw Percentage (350 ranked)	196	10	69.5	Pepperdine	83.2	Florida St.	76.3
Offensive Rebounds Per Game (350 ranked)	305	15	8.17	Portland St.	15.75	North Carolina	14.71
Personal Fouls Per Game (350 ranked)	5	3	13.2	Notre Dame	12.1	Notre Dame	12.1
Rebound Margin (350 ranked)	196	10	0.1	Houston	11.1	North Carolina	9.1
Scoring Defense (350 ranked)	39	4	62.3	Virginia	49.7	Virginia	49.7
Scoring Margin (350 ranked)	58	4	9.5	Gonzaga	22.0	Duke	18.4
Scoring Offense (350 ranked)	169	9	71.8	Gonzaga	88.8	Duke	82.6
Steals Per Game (350 ranked)	240	12	5.9	Eastern Mich.	11.3	Florida St.	9.8
Three Pt FG Defense (350 ranked)	67	3	30.3	Arkansas	23.4	Virginia	28.5
Three-Point Field Goals Per Game (350 ranked)	8	1	10.4	North Florida	12.0	Virginia Tech	10.4
Three-Point Field-Goal Percentage (350 ranked)	30	2	37.4	Saint Mary's (CA)	42.5	Louisville	38.7
Total 3-point FGM (350 ranked)	13	1	187	North Florida	240	Virginia Tech	187
Total Assists (350 ranked)	42	4	285	Gonzaga	382	Notre Dame	300
Total Blocks (350 ranked)	239	14	49	FIU	132	Duke	115
Total Rebounds (350 ranked)	226	10	638	Gonzaga	872	North Carolina	745
Total Rebounds Per Game (350 ranked)	204	10	35.44	North Carolina	43.82	North Carolina	43.82
Total Steals (349 ranked)	246	9	106	Nicholls St.	209	Florida St.	177
Turnover Margin (347 ranked)	49	6	2.7	Abilene Christian	7.7	Florida St.	5.3
Turnovers Forced (350 ranked)	292	12	12.22	SFA	22.67	Florida St.	18.67
Turnovers Per Game (350 ranked)	1	1	9.5	Virginia Tech	9.5	Virginia Tech	9.5
Won-Lost Percentage (350 ranked)	49	5	72.2	San Diego St.	100.0	Florida St.	88.9

Statistic	Player	National Rank	Conference Rank	Value	National Leader	Value	Conference Leader	Value
3-pt Field Goal Attempts (238 ranked)	Landers Nolley II	55	3	133	Antoine Davis, Detroit Mercy	204	Buddy Boeheim, Syracuse	164
Assist Turnover Ratio (249 ranked)	Wabissa Bede	3	1	3.86	Pierre Crockrell II, Pacific	4.26	Wabissa Bede, Virginia Tech	3.86
Assists Per Game (250 ranked)	Wabissa Bede	19	3	6.2	Zavier Simpson, Michigan	8.7	Tre Jones, Duke	6.8
Blocked Shots Per Game (221 ranked)					Osasumwen Osaghae, FIU	4.11	Manny Bates, NC State	2.94
Defensive Rebounds per Game (247 ranked)	Landers Nolley II	199	11	5.06	John Mooney, Notre Dame	10.44	John Mooney, Notre Dame	10.44
Double Doubles (200 ranked)					Nathan Knight, William & Mary	15	John Mooney, Notre Dame	14
Field-Goal Percentage (250 ranked)					Udoka Azubuike, Kansas	77.6	Vernon Carey, Duke	60.2
Free Throw Attempts (244 ranked)					Jayden Gardner, East Carolina	152	Vernon Carey, Duke	120
Free Throws Made (241 ranked)					Markus Howard, Marquette	121	Olivier Sarr, Wake Forest	78
Free-Throw Percentage (250 ranked)	Landers Nolley II	204	9	77.8	Joseph Girard III, Syracuse	95.8	Joseph Girard III, Syracuse	95.8
Minutes Per Game (250 ranked)					Jahlil Jenkins, Fairleigh Dickinson	38:31	Elijah Hughes, Syracuse	37:48
Offensive Rebounds Per Game (249 ranked)	Tyrece Radford	190	13	2.33	Cletrell Pope, Bethune-Cookman	4.79	John Mooney, Notre Dame	3.50
Points Per Game (250 ranked)	Landers Nolley II	76	3	17.8	Markus Howard, Marquette	28.2	Jordan Nwora, Louisville	19.6
Rebounds Per Game (249 ranked)					John Mooney, Notre Dame	13.9	John Mooney, Notre Dame	13.9
Steals Per Game (247 ranked)					Jacob Gilyard, Richmond	3.28	Steffon Mitchell, Boston College	2.47
Three-Point Field Goals Per Game (250 ranked)	Landers Nolley II	47	3	2.83	Dru Kuxhausen, McNeese	4.33	Buddy Boeheim, Syracuse	3.72
Three-Point Field-Goal Percentage (102 ranked)	Landers Nolley II	55	4	38.3	Aaron Nesmith, Vanderbilt	52.2	DJ Vasiljevic, Miami (FL)	43.1
Total 3-point FGM (237 ranked)	Landers Nolley II	49	3	51	Dru Kuxhausen, McNeese	78	Buddy Boeheim, Syracuse	67
Total Assists (247 ranked)	Wabissa Bede	19	2	112	Zavier Simpson, Michigan	148	Markell Johnson, NC State	119
Total Blocks (250 ranked)					Osasumwen Osaghae, FIU	78	Manny Bates, NC State	53
Total Field Goal Attempts (250 ranked)	Landers Nolley II	48	1	266	Jhivvan Jackson, UTSA	403	Landers Nolley II, Virginia Tech	266
Total Field Goals Made (250 ranked)	Landers Nolley II	100	4	110	Terry Taylor, Austin Peay	172	Jordan Nwora, Louisville	124
Total Minutes (250 ranked)					Jordan Ford, Saint Mary's (CA)	748:23	Elijah Hughes, Syracuse	680:40
Total Points (247 ranked)	Landers Nolley II	83	3	320	Jhivvan Jackson, UTSA	491	Jordan Nwora, Louisville	353
Total Rebounds (245 ranked)					James Butler, Drexel	239	John Mooney, Notre Dame	223
Total Steals (226 ranked)					Jacob Gilyard, Richmond	59	Steffon Mitchell, Boston College	42
Triple Doubles (1 ranked)					17 players tied	1	Markell Johnson, NC State	1



LAST FOUR BOX SCORES



Official Basketball Box Score - Final
Virginia Tech at Syracuse
01/08/20 Carrier Dome, Syracuse
2019-20 Men's Basketball

Game Time: 2:00 AM
Game Duration: 2:03
Attendance: 16,504

Officials: Lee Cassell, James Breeding, Justin Portfield

Virginia Tech - 67

Record: 11-4 (2-2)

Box score table for Virginia Tech vs Syracuse, listing player stats for FG, 3P, FT, Rebounds, Fouls, TP, AS, TO, ST, Blocks, +/-.

Shooting By Period table for Virginia Tech vs Syracuse, showing FG, 3PT, FT percentages for 1st, 2nd, 3rd, and GM periods.

Technical Fouls: NONE

Syracuse - 63

Record: 8-7 (1-3)

Box score table for Syracuse vs Virginia Tech, listing player stats for FG, 3P, FT, Rebounds, Fouls, TP, AS, TO, ST, Blocks, +/-.

Shooting By Period table for Syracuse vs Virginia Tech, showing FG, 3PT, FT percentages for 1st, 2nd, 3rd, and GM periods.

Technical Fouls: NONE

Summary statistics table for Virginia Tech vs Syracuse, including VT vs SYR comparisons for Points from Turnovers, Paint, Second Chance, Fast Breaks, Bench, and Time with Lead.



Official Basketball Box Score - Final
NC State at Virginia Tech
01/11/20 Cassell Coliseum, Blacksburg, VA
2019-20 Men's Basketball

Game Time: 7:00 PM
Game Duration: 1:50
Attendance: 9,275

Officials: Roger Ayers, Jeb Hartness, Jeff Lenox

NC State - 58

Record: 11-5 (2-3)

Box score table for NC State vs Virginia Tech, listing player stats for FG, 3P, FT, Rebounds, Fouls, TP, AS, TO, ST, Blocks, +/-.

Shooting By Period table for NC State vs Virginia Tech, showing FG, 3PT, FT percentages for 1st, 2nd, 3rd, and GM periods.

Technical Fouls: NONE

Virginia Tech - 72

Record: 12-4 (3-2)

Box score table for Virginia Tech vs NC State, listing player stats for FG, 3P, FT, Rebounds, Fouls, TP, AS, TO, ST, Blocks, +/-.

Shooting By Period table for Virginia Tech vs NC State, showing FG, 3PT, FT percentages for 1st, 2nd, 3rd, and GM periods.

Technical Fouls: NONE

Summary statistics table for Virginia Tech vs NC State, including VT vs NCST vs Hokies comparisons for Points from Turnovers, Paint, Second Chance, Fast Breaks, Bench, and Time with Lead.



Official Basketball Box Score - Final
Virginia Tech at Wake Forest
01/15/20 LJVM Coliseum, Winston-Salem
2019-20 Men's Basketball

Game Time: 2:00 AM
Game Duration: 2:12
Attendance: 4,873

Officials: Bill Covington, Jr., Brent Hampton, Tim Clougherty

Virginia Tech - 80

Record: 13-4 (4-2)

Box score table for Virginia Tech vs Wake Forest, listing player stats for FG, 3P, FT, Rebounds, Fouls, TP, AS, TO, ST, Blocks, +/-.

Shooting By Period table for Virginia Tech vs Wake Forest, showing FG, 3PT, FT percentages for 1st, 2nd, 3rd, and GM periods.

Technical Fouls: Bede 2nd 11:44

Wake Forest - 70

Record: 8-8 (1-5)

Box score table for Wake Forest vs Virginia Tech, listing player stats for FG, 3P, FT, Rebounds, Fouls, TP, AS, TO, ST, Blocks, +/-.

Shooting By Period table for Wake Forest vs Virginia Tech, showing FG, 3PT, FT percentages for 1st, 2nd, 3rd, and GM periods.

Technical Fouls: White 2nd 11:44

Summary statistics table for Virginia Tech vs Wake Forest, including VT vs Wake comparisons for Points from Turnovers, Paint, Second Chance, Fast Breaks, Bench, and Time with Lead.



Official Basketball Box Score - Final
Syracuse at Virginia Tech
01/18/20 Cassell Coliseum, Blacksburg, VA
2019-20 Men's Basketball

Game Time: 5:00 PM
Game Duration: 1:47
Attendance: 3,275

Officials: Brian Dorsey, Leslie Jones, Jeff Poon

Syracuse - 71

Record: 11-7 (4-3)

Box score table for Syracuse vs Virginia Tech, listing player stats for FG, 3P, FT, Rebounds, Fouls, TP, AS, TO, ST, Blocks, +/-.

Shooting By Period table for Syracuse vs Virginia Tech, showing FG, 3PT, FT percentages for 1st, 2nd, 3rd, and GM periods.

Technical Fouls: NONE

Virginia Tech - 69

Record: 13-5 (4-3)

Box score table for Virginia Tech vs Syracuse, listing player stats for FG, 3P, FT, Rebounds, Fouls, TP, AS, TO, ST, Blocks, +/-.

Shooting By Period table for Virginia Tech vs Syracuse, showing FG, 3PT, FT percentages for 1st, 2nd, 3rd, and GM periods.

Technical Fouls: NONE

Summary statistics table for Virginia Tech vs Syracuse, including Orange vs Hokies comparisons for Points from Turnovers, Paint, Second Chance, Fast Breaks, Bench, and Time with Lead.

COMBINED SEASON STATS

Game Records

Record	Overall	Home	Away	Neutral
ALL GAMES	13-5	9-2	3-1	1-2
CONFERENCE	4-3	1-2	3-1	0-0
NON-CONFERENCE	9-2	8-0	0-0	1-2

Score by Periods

Team	1st	2nd	OT	TOT
Virginia Tech	612	680	0	1292
Opponents	537	584	0	1121

Team Box Score

No.	Player	Total					3-Point		F-Throw		Rebounds				Other							
		GP-GS	MIN	AVG	FG-FGA	FG%	3FG-FGA	3FG%	FT-FTA	FT%	OFF	DEF	TOT	AVG	PF	DQ	A	TO	BLK	STL	PTS	AVG
2	NOLLEY II, Landers	18-18	549:36	30.5	110-266	.414	51-133	.383	49-63	.778	11	91	102	5.7	32	1	49	54	5	16	320	17.8
4	ALLEYNE, Nahiem	18-15	481:36	26.8	54-138	.391	29-71	.408	35-48	.729	5	42	47	2.6	18	0	28	13	4	7	172	9.6
23	RADFORD, Tyrece	18-16	420:19	23.4	62-96	.646	1-8	.125	33-49	.673	42	74	116	6.4	26	0	27	6	6	18	158	8.8
14	HORNE, P.J.	18-18	481:32	26.8	60-116	.517	22-63	.349	5-9	.556	18	65	83	4.6	33	0	8	20	10	11	147	8.2
15	CONE, Jalen	18-1	270:12	15.0	44-94	.468	34-61	.557	15-17	.882	1	16	17	0.9	25	0	9	16	0	2	137	7.6
0	CATTOOR, Hunter	17-2	370:15	21.8	37-91	.407	27-72	.375	11-18	.611	3	39	42	2.5	22	0	23	8	3	15	112	6.6
3	BEDE, Wabissa	18-18	521:29	29.0	40-104	.385	7-38	.184	17-32	.531	7	65	72	4.0	33	0	112	29	5	18	104	5.8
1	WILKINS, Isaiah	18-2	274:35	15.3	29-87	.333	16-51	.314	12-16	.750	16	42	58	3.2	20	1	28	10	2	12	86	4.8
21	OJIAKO, John	17-0	188:09	11.1	21-40	.525	0-0	.000	12-20	.600	20	24	44	2.6	22	1	1	6	13	5	54	3.2
11	PALMER, Brendan	2-0	08:28	4.2	1-4	.250	0-3	.000	0-0	.000	1	3	4	2.0	0	0	0	1	0	1	2	1.0
24	JOHNSON, Branden	7-0	33:49	4.8	0-4	.000	0-0	.000	0-0	.000	2	4	6	0.9	6	0	0	0	1	1	0	0.0
Team											21	26	47				8					
Total		18			458-1040	.440	187-500	.374	189-272	.695	147	491	638	35.4	237	3	285	171	49	106	1292	71.8
Opponents		18			419-1048	.400	143-472	.303	140-208	.673	162	475	637	35.4	272	-	225	220	46	73	1121	62.3

Team Statistics

	Hokies	OPP
Scoring	1292	1121
Points per game	71.8	62.3
Scoring margin	+9.5	-
Field goals-att	458-1040	419-1048
Field goal pct	.440	.400
3 point fg-att	187-500	143-472
3-point FG pct	.374	.303
3-pt FG made per game	10.4	7.9
Free throws-att	189-272	140-208
Free throw pct	.695	.673
F-Throws made per game	10.5	7.8
Rebounds	638	637
Rebounds per game	35.4	35.4
Rebounding margin	0.0	-
Assists	285	225
Assists per game	15.8	12.5
Turnovers	171	220
Turnovers per game	9.5	12.2
Turnover margin	+2.7	-
Assist/turnover ratio	1.7	1.0
Steals	106	73
Steals per game	5.9	4.1
Blocks	49	46
Blocks per game	2.7	2.6
Winning streak	0	-
Home win streak	0	-
Attendance	96043	43506
Home games-Avg/Game	11-8731	4-10877
Neutral site-Avg/Game	-	3-2400

Team Results

Date	Opponent		Score	Att.
11/05/19	at Clemson	W	67-60	7500
11/08/19	Coppin St.	W	74-42	9275
11/13/19	USC Upstate	W	80-57	8536
11/16/19	Lehigh	W	79-53	9275
11/20/19	Delaware St.	W	100-64	8421
11/25/19	vs Michigan St.	W	71-66	2400
11/26/19	vs Dayton	L	62-89	2400
11/27/19	vs BYU	L	77-90	2400
12/06/19	Duke	L	63-77	9275
12/11/19	Chattanooga	W	63-58	8348
12/15/19	Gardner-Webb	W	73-46	9275
12/21/19	VMI	W	64-55	7446
12/29/19	UMES	W	92-37	7642
01/04/20	at Virginia	L	39-65	14629
01/07/20	at Syracuse	W	67-63	16504
01/11/20	NC State	W	72-58	9275
01/14/20	at Wake Forest	W	80-70	4873
01/18/20	Syracuse	L	69-71	9275



CONFERENCE SEASON STATS

Game Records

Record	Overall	Home	Away	Neutral
ALL GAMES	4-3	1-2	3-1	0-0
CONFERENCE	4-3	1-2	3-1	0-0
NON-CONFERENCE	0-0	0-0	0-0	0-0

Score by Periods

Team	1st	2nd	OT	TOT
Virginia Tech	220	237	0	457
Opponents	238	226	0	464

Team Box Score

No.	Player	Total			3-Point		F-Throw		Rebounds				Other Stats									
		GP-GS	MIN	AVG	FG-FGA	FG%	3FG-FGA	3FG%	FT-FTA	FT%	OFF	DEF	TOT	AVG	PF	DQ	A	TO	BLK	STL	PTS	AVG
2	NOLLEY II, Landers	7-7	239:24	34.2	46-114	.404	18-58	.310	21-28	.750	6	33	39	5.6	19	1	20	29	1	6	131	18.7
23	RADFORD, Tyrece	7-6	177:14	25.3	26-37	.703	0-0	.000	20-28	.714	12	39	51	7.3	11	0	9	2	2	6	72	10.3
15	CONE, Jalen	7-1	117:03	16.7	20-42	.476	16-28	.571	7-8	.875	0	4	4	0.6	7	0	2	4	0	1	63	9.0
14	HORNE, P.J.	7-7	207:02	29.6	23-53	.434	7-31	.226	5-8	.625	3	33	36	5.1	14	0	2	7	4	3	58	8.3
4	ALLEYNE, Nahiem	7-4	168:06	24.0	16-46	.348	12-25	.480	13-19	.684	3	16	19	2.7	11	0	9	4	0	4	57	8.1
3	BEDE, Wabissa	7-7	212:22	30.3	15-32	.469	1-11	.091	7-13	.538	3	26	29	4.1	17	0	40	14	1	6	38	5.4
1	WILKINS, Isaiah	7-1	95:24	13.6	7-31	.226	5-19	.263	3-5	.600	9	12	21	3.0	10	1	9	6	0	5	22	3.1
0	CATTOOR, Hunter	7-2	134:24	19.2	2-23	.087	2-20	.100	6-6	1.000	0	10	10	1.4	7	0	6	4	0	4	12	1.7
21	OJIAKO, John	6-0	41:33	6.9	2-5	.400	0-0	.000	0-1	.000	3	4	7	1.2	6	1	0	1	3	1	4	0.7
24	JOHNSON, Branden	1-0	07:28	7.5	0-1	.000	0-0	.000	0-0	.000	0	1	1	1.0	1	0	0	0	0	1	0	0.0
Team											9	13	22				4					
Total		7	1400		157-384	.409	61-192	.318	82-116	.707	48	191	239	34.1	103	3	97	75	11	37	457	65.3
Opponents		7	1400		174-418	.416	46-167	.275	70-97	.722	57	198	255	36.4	112	2	78	66	19	35	464	66.3

Team Statistics

	HOKIES	OPP
Scoring	457	464
Points per game	65.3	66.3
Scoring margin	-1.0	-
Field goals-att	157-384	174-418
Field goal pct	.409	.416
3 point fg-att	61-192	46-167
3-point FG pct	.318	.275
3-pt FG made per game	8.7	6.6
Free throws-att	82-116	70-97
Free throw pct	.707	.722
F-Throws made per game	11.7	10.0
Rebounds	239	255
Rebounds per game	34.1	36.4
Rebounding margin	-2.3	-
Assists	97	78
Assists per game	13.9	11.1
Turnovers	75	66
Turnovers per game	10.7	9.4
Turnover margin	-1.3	-
Assist/turnover ratio	1.3	1.2
Steals	37	35
Steals per game	5.3	5.0
Blocks	11	19
Blocks per game	1.6	2.7
Winning streak	0	-
Home win streak	0	-
Attendance	27825	43506
Home games-Avg/Game	3-9275	4-10877
Neutral site-Avg/Game	-	0-0

Team Results

Date	Opponent		Score	Att.
11/05/2019	at Clemson	W	67-60	7500
12/06/2019	Duke	L	63-77	9275
01/04/2020	at Virginia	L	39-65	14629
01/07/2020	at Syracuse	W	67-63	16504
01/11/2020	NC State	W	72-58	9275
01/14/2020	at Wake Forest	W	80-70	4873
01/18/2020	Syracuse	L	69-71	9275





0
Hunter CATTOOR
G | 6-3 | 205 | Fr.
Orlando, Fla.
(cuh-TOUR)



1
Isaiah WILKINS
G | 6-4 | 225 | So.
Winston-Salem, N.C.



2
Landers NOLLEY II
G/F | 6-7 | 225 | r-Fr.
Atlanta, Ga.
(NAH-lee)



3
Wabissa BEDE
G | 6-0 | 200 | Jr.
North Andover, Mass.
(wa-BEE-sah BEE-dee)




4
Nahiem ALLEYNE
G | 6-3 | 195 | Fr.
Buford, Ga.
(na-HEEM ah-LEAN)



10
Jonathan KABONGO
G | 6-4 | 195 | So.
Toronto, Canada
(kuh-BONGO)



11
Brendan PALMER
G | 6-4 | 195 | So.
Winston-Salem, N.C.



13
Grant YATES
F | 6-8 | 210 | So.
Gainesville, Va.



14
P.J. HORNE
F | 6-6 | 225 | Jr.
Tifton, Ga.



15
Jalen CONE
G | 5-10 | 170 | Fr.
Walkertown, N.C.



21
John OJIAKO
F | 6-10 | 240 | Fr.
Lagos, Nigera
(OH-gee-ah-co)




22
Keve ALUMA
F | 6-9 | 240 | Jr.
Berlin, Md.
(Kev-aye)



23
Tyrece RADFORD
G | 6-1 | 205 | r-Fr.
Baton Rouge, La.
(TIE-reese)



24
Branden JOHNSON
F | 6-8 | 230 | Gr.
Garfield Heights, Ohio



25
Ryan PAYNE
F | 6-8 | 220 | Jr.
Mechanicsville, Va.



Mike YOUNG
Head Coach
Emory & Henry, 1986
First season



Chester FRAZIER
Associate Head Coach
Illinois, 2009
First season



Christian WEBSTER
Assistant Coach
Harvard, 2013
Fourth season



Antwon JACKSON
Assistant Coach
Pikeville, 1993
First season

