



# VIRGINIA TECH

## 2023-24 MEN'S BASKETBALL



13 NCAA APPEARANCES / 14 NIT APPEARANCES (2 CHAMPIONSHIPS) /  
19 ALL-ACC SELECTIONS / 10 ALL-AMERICANS / 20 NBA DRAFT PICKS

GAME 11

### THE MATCHUP

#### VIRGINIA TECH HOKIES

7-3, 1-0 ACC

**Head Coach:** Mike Young (Emory & Henry, 1986)  
**Record at Virginia Tech:** 80-54 (5th Season)  
**Career Record:** 379-298 (22nd Season)  
**vs. Vermont:** 0-1 (0-1 at Wofford)

VS

#### VERMONT CATAMOUNTS

8-3, 0-0 AE

**Head Coach:** John Becker (Catholic, 1990)  
**Record at Vermont:** 288-116 (13th Season)  
**Career Record:** Same  
**vs. Virginia Tech:** 1st Meeting

GAME 11 | VIRGINIA TECH vs. VERMONT - DEC. 16, 2023 | 4PM | ACCN | BLACKSBURG, VA. | CASSELL COLISEUM (8,925)



@HokiesMBB

#### BROADCAST INFORMATION

##### TV | ACCN

Connor Onion, PxP  
Dan Bonner, Analyst

##### RADIO | VT Sports Network

Zach Mackey, PxP  
Mike Burnop, Analyst

##### VIDEO STREAM

ESPN.com and ESPN app

##### LIVE STATS

stats.hokiesports.com



@UVMmbb

### PROJECTED STARTERS

Virginia Tech	Ht.	Wt.	Yr.	Hometown	PPG	RPG	Other
G 3 Sean Pedulla	6-1	195	Jr.	Edmond, Okla.	13.7	4.2	17p, 6a and 4r vs. Iowa State
G 0 Hunter Cattoor	6-3	200	Gr.	Orlando, Fla.	15.0	2.8	278 career 3FG (VT record)
G 23 Tyler Nickel	6-7	220	So.	Harrisonburg, Va.	7.7	2.3	14 3FG (2nd-most on team)
F 4 Mekhi Long	6-7	200	Gr.	Bryans Road, Md.	4.4	5.3	Led VT in rebounding last 5 games
F 15 Lynn Kidd	6-10	235	Sr.	Gainesville, Fla.	15.0	7.3	2 dbl-dbls on the season



### KEY STORYLINES

#### THE SERIES

- Virginia Tech will meet Vermont for just the second time in program history Saturday afternoon inside Cassell Coliseum.
- In their only other meeting, the Hokies defeated the Catamounts, 107-87, on Dec. 31, 1974 in Blacksburg.
- Vermont, the seven-time defending America East champion, comes to the New River Valley following a 77-71 setback to Colgate at home last Saturday. The loss snapped the Catamounts' 16-game home winning streak.
- Mike Young and John Becker have squared off once before when Young was the head coach at Wofford.

Vermont's Trae Bell-Haynes made a layup with three seconds to go to give the Catamounts a 60-59 victory over Wofford in the opening game of the Gulf Coast Showcase on Nov. 21, 2016 in Ft. Myers, Fla.

#### GOOD DAY FOR THIS OL' BOY

- Immediately following Tech's 71-50 win over Valparaiso, Radford native Mike Young heard the good news of his high school alma mater winning the football state championship.
- Young opened his postgame presser with local media by saying "the Radford Bobcats won their

first state championship since 1972 and the #Hokies won today - it's a good day for this ol' boy."

- Radford defeated Riverheads, 39-21, for the VHSL Class AA state title.

#### FOR THE KIDS

- Saturday's game will serve as the Hokies' annual Kids' Takeover Game. Throughout the day, kids replace our staff in various roles such as PA announcer, camera operator, social media manager, DJ and more!
- There are nearly 80 kids signed up to be a part of the gameday theme, doubling the number from last year's takeover.

### 2023-24 SCHEDULE

RECORD	7-3
ACC	1-0
NON-CONFERENCE	6-3
HOME	5-0
AWAY	0-1
NEUTRAL	2-2

Date	Opponent	TV	Time/Result
11/6	Coppin State	ACCNX	W, 100-55
11/10	South Carolina <sup>1</sup>	ACCN	L, 77-79
11/15	Campbell	ACCNX	W, 60-44
11/19	Wofford	ACCNX	W, 98-76
11/23	Boise State <sup>2</sup>	ESPNU	W, 82-75
11/24	Iowa State <sup>2</sup>	ESPN2	W, 71-62
11/26	Florida Atlantic <sup>2</sup>	ESPN	L, 50-84
11/29	at Auburn <sup>3</sup>	ESPN2	L, 57-74

12/3	Louisville <sup>*</sup>	ACCN	W, 75-68
12/9	Valparaiso	CW	W, 71-50
12/16	Vermont	ACCN	4 PM
12/21	American	ACCNX	5 PM
12/30	at Wake Forest <sup>*</sup>	ESPN2	2 PM

1/6	at Florida State <sup>*</sup>	ACCN	4 PM
1/10	Clemson <sup>*</sup>	-	7 PM
1/13	Miami <sup>*</sup>	ACCN	7 PM
1/17	at Virginia <sup>*</sup>	-	7 PM
1/20	at NC State <sup>*</sup>	CW	12 PM
1/23	Boston College <sup>*</sup>	ACCN	9 PM
1/27	Georgia Tech <sup>*</sup>	ACCN	5 PM
1/29	Duke <sup>*</sup>	ESPN	7 PM

2/3	at Miami <sup>*</sup>	-	12 PM
2/10	at Notre Dame <sup>*</sup>	CW	5:30 PM
2/13	Florida State <sup>*</sup>	-	9 PM
2/17	at North Carolina <sup>*</sup>	ACCN	2 PM
2/19	Virginia <sup>*</sup>	ESPN	7 PM
2/24	at Pitti <sup>*</sup>	CW	5:30 PM
2/27	at Syracuse <sup>*</sup>	-	7 PM

3/2	Wake Forest <sup>*</sup>	CW	5:30 PM
3/5	at Louisville <sup>*</sup>	-	7 PM
3/9	Notre Dame <sup>*</sup>	ESPNEWS	2 PM
3/12-16	ACC Tournament <sup>4</sup>	ESPN	-

All Times Eastern

\* - ACC Game

1 - Hall of Fame Series Charlotte (Charlotte, N.C.)

2 - ESPN Events Invitational (Orlando, Fla.)

3 - ACC/SEC Challenge (Auburn, Ala.)

4 - New York Life ACC Tournament (Washington, D.C.)



### CONTACT INFO

**Brian Cox** | Phone: (540) 250-0624  
Email: bcox90@vt.edu  
Associate AD, Creative Communications

**Will Copeland** | Phone: (757) 814-0930  
Email: cwil199@vt.edu  
Associate Director, Creative Communications

## QUICK FACTS

### THE BASICS

University Name: Virginia Tech  
 Location: Blacksburg, Va.  
 Founded: 1872  
 Enrollment: 37,000  
 President: Dr. Tim Sands  
 Director of Athletics: Whit Babcock  
 Nickname: Hokies  
 Mascot: Hokie Bird  
 Colors: Chicago Maroon and Burnt Orange  
 Affiliation: NCAA Division I  
 Conference: Atlantic Coast (18th Season)

### FACILITY FACTS

CASSELL COLISEUM  
 Capacity: 8,925  
 Record in Arena: 653-212 (.755)  
 First Game: VT vs. Alabama (Jan. 3, 1962)  
 Largest Crowd: 11,500 (vs. Purdue, Dec. 3, 1966)

### TEAM INFORMATION

2022-23 Record: 19-15  
 Home/Away/Neutral: 13-4/2-10/4-1  
 Conference Record: 8-12  
 Home/Away: 6-4/2-8  
 Conference Finish: 11th  
 Conference Tournament: Second Round  
 Starters Returning/Lost: 2/3  
 Letterwinners Returning/Lost: 5/3  
 Newcomers: 7

Total seasons: 116  
 First season: 1908-09  
 All-Time Record: 1,544-1,275  
 All-Time ACC Record: 147-181  
 All-Time ACC Tournament Record: 15-18  
 ACC Championship Game Appearances (Titles): 1 (1 - 2022)  
 NCAA Tournament Appearances (Last): 13 (2022)  
 All-Time NCAA Record: 8-13



## MEDIA INFORMATION

### CREDENTIALS

Outlets interested in obtaining credentials to cover Virginia Tech basketball home games must apply for credentials via: [media.hokiesports.com/credentials](http://media.hokiesports.com/credentials).

You may also email: [bcox90@vt.edu](mailto:bcox90@vt.edu).

All credentials for Virginia Tech home games this season will be issued on a single-game basis, and media seating is extremely limited.

### INTERVIEW POLICY

During ACC play, Mike Young conducts weekly media press conferences, via Zoom. To request the Zoom link for a particular week, please email Brian Cox ([bcox90@vt.edu](mailto:bcox90@vt.edu)).

**Gamedays:** Coach Mike Young and select players will be available to the media following a 10-minute cooling off period after the game. For home games, interviews of Coach Young and players will be conducted in-person in the Cassell Coliseum media center.

**Non-Gamedays:** All coach and player interview requests need to be arranged through the Virginia Tech Creative Communications Office - contact Brian Cox (c. 540-250-0624; e. [bcox90@vt.edu](mailto:bcox90@vt.edu)). Players and coaches should not be contacted directly under any circumstances.



## 2023-24 VIRGINIA TECH NUMERICAL ROSTER

No.	Name	Cl.	Pos.	Ht.	Wt.	Hometown	Previous School
0	Hunter Cattoor	Gr.	G	6-3	200	Orlando, Fla.	Bishop Moore
2	MJ Collins	So.	G	6-4	195	Clover, S.C.	Combine Academy
3	Sean Pedulla	Jr.	G	6-1	195	Edmond, Okla.	Edmond Memorial
4	Mekhi Long	Gr.	F	6-7	200	Bryans Road, Md.	Old Dominion
5	Patrick Wessler	r-Fr.	C	7-0	255	Matthews, N.C.	Combine Academy
10	Brandon Rechsteiner	Fr.	G	6-1	185	Acworth, Ga.	Etowah
11	John Camden	r-So.	F	6-8	220	Downingtown, Pa.	Memphis
13	Jaydon Young	Fr.	G	6-4	205	Goldsboro, N.C.	Greensboro Day School
15	Lynn Kidd	Sr.	C	6-10	235	Gainesville, Fla.	Clemson
23	Tyler Nickel	So.	G/F	6-7	220	Harrisonburg, Va.	North Carolina
31	Robbie Beran	Gr.	F	6-9	215	Richmond, Va.	Northwestern
33	Michael Ward	So.	G	6-2	175	Bethesda, Md.	Walt Whitman
34	Mylyjael Poteat	Sr.	F	6-9	265	Reidsville, N.C.	Rice
55	Conner Venable	Fr.	G	6-3	190	Washington, D.C.	The Heights School

## COACHING & SUPPORT STAFF

**Head Coach:** Mike Young (Emory & Henry, 1986)  
**Record at VT:** 80-54 (5th Year)  
**Overall Record:** 379-298 (22nd Year)  
**Assistant Coach:** J.D. Byers (1st Year)  
**Assistant Coach:** Kevin Giltner (5th Year)  
**Assistant Coach:** Christian Webster (8th Year)  
**Chief of Staff:** Stephanie Ballein (5th Year)  
**Special Assistant for Recruiting:** Matt Olinger (5th Year)  
**Director of Player Personnel:** Ryan Nadeau (6th Year)  
**Special Assistant to the Head Coach:** Ace Custis (5th Year)  
**Strength & Conditioning:** David Jackson (16th Year)  
**Athletic Trainer:** Hisham Ziyout (5th Year)

## PRONUNCIATION GUIDE

<b>Hunter Cattoor</b>	cuh-TOUR
<b>Sean Pedulla</b>	puh-DOOL-uh
<b>Patrick Wessler</b>	WES-lerr
<b>Brandon Rechsteiner</b>	WRECK-stein-er
<b>Robbie Beran</b>	BARE-in
<b>Mylyjael Poteat</b>	Muh-LIE-juhl POH-teet

## ROSTER BY CLASS

Freshmen (4)	Sophomores (4)	Juniors (1)	Seniors (5)
Brandon Rechsteiner	John Camden*	Sean Pedulla	Robbie Beran^
Jaydon Young	MJ Collins		Hunter Cattoor^
Conner Venable	Tyler Nickel		Lynn Kidd
Patrick Wessler*	Michael Ward		Mekhi Long^
			Mylyjael Poteat

\* = Redshirt  
 ^ = Graduate Student

## SOCIAL



## BY THE NUMBERS

# 3

The **Hokies** rank **third** nationally in **free-throw percentage**, averaging **80.5%**. They already have **six** games of at least **20 free throws** made. VT had two such games last season.

# 2

**Mike Young's** last **two** shooting guards, **Hunter Cattoor** (VT: 278) and **Fletcher Magee** (Wofford: 509), have set their respective school's 3-point record. Magee ranks 3rd all-time nationally.

# 9

**Hunter Cattoor** set the program's all-time **career 3-pointers made** record vs. Boise State. He did so in **nine fewer games** than A.D. Vassallo. The Orlando native has **278** 3-pointers and counting.

## NOTEWORTHY

### DIALING IT UP FROM DEEP

- Tech hit 10 3-pointers against Valparaiso last Saturday, marking the fourth time this season it has reached double-digit threes.
- The Hokies are 4-0 this season when knocking down at least 10 triples in a game.

Opponent	3FG/A	Score
Coppin State	13/31	W, 100-55
Wofford	10/20	W, 98-76
Iowa State	11/28	W, 71-62
Valparaiso	10/27	W, 71-50

- Under Mike Young, Tech is 39-8 when hitting double-digit threes in a game. Five of those losses came in Young's first season at the helm.

### 'TIS THE SEASON FOR CHARITY

- Perhaps one of the most impressive stats 10 games into the season for the Hokies is their ability to get to the free-throw line and convert on those opportunities.
- Tech ranks first in the ACC and third nationally in free-throw percentage (80.5%) and third in the ACC in free throws made per game (18.6).

Rank	Team	FT%
1	Villanova	81.8 (184-225)
2	Stetson	81.2 (104-128)
<b>3</b>	<b>Virginia Tech</b>	<b>80.5 (186-231)</b>

- North Carolina and Louisville are the only two ACC teams who convert more from the line than Tech per game.

ACC Rank	Team	FTM/G
1	North Carolina	21.2
2	Louisville	19.7
<b>3</b>	<b>Virginia Tech</b>	<b>18.6</b>

- Tech is 5-1 on the season when it connects on 20-plus free throws in a game – the lone loss coming at Auburn.
- Through 10 games, the Hokies have visited the charity stripe 231 times – the most in the Mike Young era and the most since 2017-18.

Rank	Season	FTA
<b>1</b>	<b>2023-24</b>	<b>231</b>
2	2020-21	215
3	2021-22	131
4	2022-23	128
5	2019-20	124

### TIME TO WORK ON US

- Following the Louisville game, Tech only has four games the rest of December – three at

home, then a Dec. 30 clash at Wake Forest to resume ACC action.

- The VT coaching staff learned a lot about its players over the last five games, and will look to use the additional time between games in December to “work on us.”
- “We need a shot of confidence,” Young said. “I thought I saw a team that was lacking some confidence and we’ve got really good players. The sun’s going to come up tomorrow, we’ve got a lot to look forward to. Let’s get on the stick here and start playing better basketball and doing it with great urgency and energy.”

### CRASHING THE GLASS

- Mekhi Long has led the Hokies in rebounding each of their last five games.
- The 6-foot-7 forward pulled down eight boards against Iowa State, a game-high nine rebounds against FAU, seven rebounds at Auburn, eight caroms vs. Louisville and six boards vs. Valparaiso.
- Long has a knack for rebounding, which was one of the skills that led to the Tech coaching staff pursuing him in the transfer portal.
- He averaged 8.7 rebounds per game last season at Old Dominion.

### NOT KIDDING AROUND

- Lynn Kidd is one of the breakout stories in the ACC early on. From a player who only saw action in seven games his freshman season at Clemson\*, to averaging 15.0 points and 7.3 rebounds per game as a senior at Virginia Tech, Mike Young and his staff have developed a force to be reckoned with down low.

Season	PPG	RPG	MPG	FG%
2020-21*	1.1	1.0	4.7	.333
2021-22	0.7	1.1	2.5	.375
2022-23	5.0	3.4	12.7	.664
2023-24	15.0	7.3	24.8	.679

- Entering this week, here's where Kidd ranks among ACC players in a few statistical categories.

Stat	Avg./%	Rank
Scoring	15.0	18th
Rebounding	7.3	8th
FG%	.679	1st

- Against Wofford, Kidd produced 20 points, seven rebounds, three assists and zero

turnovers.

- He became just the sixth Hokie to record that stat line in program history, joining Keve Aluma, Malcolm Delaney, A.D. Vassallo, Zabian Dowdell and Shawn Smith.
- Prior to this season, Kidd had never recorded a double-double. He produced two in the first three games.
- Kidd became the first Tech men's basketball player under Mike Young to record at least 15 rebounds; the last VT player to do it was Kerry Blackshear Jr., who had 16 against Duke in the Sweet Sixteen game in Washington, D.C., on March 29, 2019.

### HISTORY MADE IN HIS HOMETOWN

- Hunter Cattoor surpassed A.D. Vassallo for the most 3-pointers made in a career in program history against Boise State on Nov. 23. The record came in Cattoor's hometown of Orlando and was achieved in nine fewer games than Vassallo.

Seasons	Name	GP	3FG
<b>2019-pr.</b>	<b>Hunter Cattoor</b>	<b>129</b>	<b>278</b>
2005-09	A.D. Vassallo	133	267
2007-11	Malcolm Delaney	136	264
1986-89	Wally Lancaster	82	257
2014-18	Justin Bibbs	128	254

### HUNT IN HIS BAG OFF THE COURT, TOO

- This past June, Hunter Cattoor and longtime girlfriend Chloe Brooks got engaged.
- His IG caption read: “Added another ring to our collection.” Cattoor won the 2022 ACC title, while Brooks, a guard for VT women's basketball, won the 2023 ACC championship en route to the program's first-ever Final Four.
- Chloe Brooks is the second of Tech women's basketball head coach Kenny Brooks' three daughters.

### YOUNG MOVING UP THE RANKS

- Mike Young is in his fifth season in Blacksburg and ranks eighth in all-time wins at VT.

Name	Seasons	Record
Charles Moir	11 (1976-87)	213-119 (.642)
Seth Greenberg	9 (2003-12)	170-123 (.580)
Chuck Noe	7 (1955-62)	109-51 (.681)
Howie Shannon	7 (1964-71)	104-68 (.605)
Bill Foster	6 (1991-97)	101-78 (.564)
Buzz Williams	5 (2014-19)	100-69 (.592)
Don DeVoe	5 (1971-76)	88-45 (.662)
<b>Mike Young</b>	<b>5 (2019-pr.)</b>	<b>80-54 (.597)</b>

## DULLA AMONG MOST IMPROVED IN ACC

- Sean Pedulla reached double-figure scoring in each of his first 18 games of the 2022-23 season. Pedulla was the first Hokie to do that since Erick Green scored double figures in all 32 games of the 2012-13 season.
- Below is a chart of ACC players with the highest increased point production from last season.

Player	School	21-22	22-23	Change
Miles Kelly	Georgia Tech	4.5	14.4	+9.9
<b>Sean Pedulla</b>	<b>Virginia Tech</b>	<b>5.4</b>	<b>15.0</b>	<b>+9.6</b>
El Ellis	Louisville	8.7	17.7	+9.0
Tyree Appleby	Wake Forest	10.9	18.8	+7.9

- Pedulla checked in at No. 96 in The Almanac's Top 100 players entering the 2023-24 season.

## BREAKOUT YEAR LOADING?

- MJ Collins was thrust into the starting lineup as a freshman a year ago, and while there were growing pains, head coach Mike Young knew it would pay off in the long run.
- "He is poised to have an even finer sophomore year. He's bigger and stronger. I've challenged him to be a go-to defender," Young said. "He's worked really hard on his perimeter shooting."
- In preparation for guarding the opponent's best perimeter player, Collins has been chasing around Cattoor in practice.
- "It's not only going to benefit him but benefit our team," Cattoor said of Collins. "Coach challenges him, I challenge him. Every time we're in practice and we're on separate teams, I always want him to come guard me. I want to make it as hard as possible for him. In practice, I want to guard him and make it as hard as possible for him. But it's going to help him grow.
- "He's a competitor, he's going to fight. He's not afraid to make mistakes, which is ultimately going to make him better. It's going to be good for us to slide me off of the best player and have him do it. ... He's taken great strides from last year and I'm excited for him this year."
- Going back to the experience Collins gained from his first season in Blacksburg, the Clover, S.C., native ranked seventh among freshmen in the ACC in minutes per game.

Rank	Name	School	MPG
1	Judah Mintz	Syracuse	33.3
2	Mike James	Louisville	31.0
3	JJ Starling	Notre Dame	29.7
4	Tyrese Proctor	Duke	29.4
5	Kyle Filipowski	Duke	29.1
6	Mark Mitchell	Duke	27.2
<b>7</b>	<b>MJ Collins</b>	<b>Virginia Tech</b>	<b>24.7</b>

- Collins logged the second-most minutes per game by a VT freshman under Coach Young, only trailing Nahiem Alleyne's 26 minutes per game in 2019-20.

## SEVEN STRAIGHT TRIPS TO THE POSTSEASON

- With the Hokies' selection into the 2023 NIT, they have now been selected for a postseason tournament in seven consecutive seasons.

Year	Postseason Tournament	Head Coach
2023	NIT	Mike Young
2022	NCAA	Mike Young
2021	NCAA	Mike Young
2019	NCAA	Buzz Williams
2018	NCAA	Buzz Williams
2017	NCAA	Buzz Williams
2016	NIT	Buzz Williams

- A pretty remarkable turnaround for a program that prior to 2017 had only gone to the NCAA Tournament once (2007) in 20 years. Tech has been to the Big Dance a total of 13 times in program history and 14 times to the NIT.

## SHENANDOAH VALLEY STAND UP!

- Tyler Nickel hails from Harrisonburg, Va., in the Shenandoah Valley, the home region of two other Commonwealth basketball greats in Dell Curry and Ralph Sampson. Curry went on to play at Virginia Tech, finishing as the program's No. 2 all-time leading scorer with 2,385 career points and was drafted by the Utah Jazz in 1986. Sampson was a three-time national player of the year at Virginia, before being drafted as the No. 1 overall pick in the 1983 NBA Draft.
- However, it is Nickel who is the Virginia High School League's all-time leading scorer with 2,909 career points, passing the likes of Mac McClung, J.J. Redick, Moses Malone, Alonzo Mourning, Grant Hill and Allen Iverson on the way to the top.



## ACC ACTIVE CAREER 3FG LEADERS

	NAME (SCHOOL)	3FG	GP
1.	Joe Girard III (Clemson)	325	134
2.	Darin Green, Jr. (Florida State)	320	122
<b>3.</b>	<b>Hunter Cattoor (Virginia Tech)</b>	<b>278</b>	<b>129</b>
4.	DJ Horne (NC State)	268	128
5.	Nijel Pack (Miami)	259	97
6.	Blake Hinson (Pitt)	230	106
7.	Cormac Ryan (North Carolina)	224	124
8.	RJ Davis (North Carolina)	185	110
9.	Damari Monsanto (Wake Forest)	173	69
10.	Josh Nickelberry (Florida State)	157	95

## ACC ACTIVE CAREER 3FG% LEADERS

	NAME (SCHOOL)	3FG-3FGA	3FG%
1.	Isaac McKneely (Virginia)	76-173	43.9
2.	Alex Hemenway (Clemson)	124-289	42.9
3.	Nijel Pack (Miami)	259-622	41.6
<b>4.</b>	<b>Hunter Cattoor (Virginia Tech)</b>	<b>278-671</b>	<b>41.4</b>
5.	Bensley Joseph (Miami)	63-154	40.9
6.	Jaeden Zackery (Boston College)	89-227	39.2
7.	Jake Heidbreder (Clemson)	119-304	39.1
8.	Damari Monsanto (Wake Forest)	173-448	38.6
9.	Darin Green Jr. (Florida State)	320-842	38.0
10.	DJ Horne (NC State)	268-712	37.6

## VT CAREER GAMES PLAYED

	NAME (YEARS)	GP
1.	Malcolm Delaney (2007-11)	136
2.	Dorenzo Hudson (2007-12)	135
3.	Ahmed Hill (2014-19)	134
	Jeff Allen (2007-11)	134
5.	Terrell Bell (2007-11)	133
	A.D. Vassallo (2005-09)	133
<b>7.</b>	<b>Hunter Cattoor (2019-pr.)</b>	<b>129</b>
	Devin Wilson (2013-18)	129
	Erick Green (2009-13)	129
10.	Justin Bibbs (2014-18)	128
	Bobby Beecher (1982-86)	128

## VT CAREER 3FG%

	NAME (YEARS)	3FG-3FGA	3FG%
1.	Ty Outlaw (2015-19)	136-291	46.7
2.	Justin Bibbs (2014-18)	254-599	42.4
<b>3.</b>	<b>Hunter Cattoor (2019-pr.)</b>	<b>278-671</b>	<b>41.4</b>
4.	Eddie Lucas (1997-99)	121-294	41.2
5.	Jalen Cone (2019-21)	101-246	41.1

## TEAM COMPARISON

VT	Stat	UVM
74.1	Points Per Game	74.6
66.7	Opponents Points Per Game	63.7
+7.4	Scoring Margin	+10.9
34.5	Rebounds Per Game	34.5
+2.7	Rebounding Margin	+3.5
.434	FG Percentage	.485
.431	FG Percentage Defense	.419
.338	3FG Percentage	.389
.313	3FG Percentage Defense	.332
7.5	3FG Made Per Game	10.6
.805	FT Percentage	.694
15.5	Assists Per Game	14.7
11.8	Turnovers Per Game	9.8

## DANCIN' IN BACK-TO-BACK SEASONS

- In previous seasons in Virginia Tech history, the fastest head coach to make the NCAA Tournament was in Year Three. Those Hokies were Howie Shannon, Charlie Moir and Buzz Williams.
- Therefore, with Mike Young doing so in Year Two, he became the fastest Tech coach to make The Dance.
- The Hokies have also never had a head coach lead them to the NCAA Tournament in two of their first three seasons.
- Mike Young becomes just the third head coach in program history to register multiple trips to the NCAA Tournament, joining Charlie Moir and Buzz Williams.
- Here's a rundown of the head coaches who have guided Tech to the NCAA Tournament.

Head Coach	NCAAT Years	# of App.
Charlie Moir	1979, 1980, 1985, 1986	4
Buzz Williams	2017, 2018, 2019	3
<b>Mike Young</b>	<b>2021, 2022</b>	<b>2</b>
Don DeVoe	1976	1
Bill Foster	1996	1
Seth Greenberg	2007	1
Howie Shannon	1967	1

## ONE BIG FAMILY

- The camaraderie between the VT men's and women's basketball teams as described by Hunter Cattoor:
- "I'd say it's like a whole big family there. We play and practice in the same facility, so we see them every day, whether that's working out on our own time or during lift and practice. We see them all around. We're saying hey to them. I know Coach Brooks is doing a great job over there with that team. But I look at them as family. ... I think it's great for both programs to be together and support each other and want each other to do well."

## 50 SPOT

- Tech shot over 50% in a game five times during the 2020-21 season - going 5-0.
- Since Young got to Blacksburg, the Hokies are 36-5 in contests shooting 50% or greater - only losses: vs. BYU (11/27/19), vs.

Miami (1/26/22), at College of Charleston (11/20/22), at Miami (1/31/23), vs. South Carolina (11/10/23).

- Since the 2010-11 season, Tech is 107-16 when shooting 50% or better.

## COACH HUNT


- Mike Young had never let a player install a play before in his 38 years of coaching. He'd never had a player like Hunter Cattoor before, though.
- "He wants to be a coach," Young said on Oct. 3. "I had him install [a play] yesterday. I don't think I've ever done that in 38 years as a coach.
- "He commands a great deal of admiration and respect for what he's done here. [It] permeates throughout the program. I think he has embraced that and has done quite a good job thus far, and it'll be very important for this bunch."
- With defense being a point of emphasis for the entire Tech team heading into the season, Cattoor's tutelage will be crucial — and the teaching role is one he hopes to continue into the future. H/T Jack Brizendine

## FOCUSED ON TEAM SUCCESS

- As Cattoor wraps up his career in Blacksburg this season, his focus will be on getting the team back to the top of the ACC — and he knows everyone's personal goals will come to fruition in the process.
- "At the end of the day, you want to go out on a high note. You want to compete for another ACC championship. You want to make it to the big dance and make a run," he said.
- "I think that's just the main thing to worry about — team success — and the individual success will come along." H/T Jack Brizendine

## BYERS BOUGHT IN ON DEFENSIVE END

- J.D. Byers was hired as an assistant coach in April, bringing 13 years of experience at the Division I level with him to Blacksburg. He worked three stints with current Penn State head coach Mike Rhoades, most recently at VCU from 2017 to 2023.
- According to KenPom, VCU ranked 15th in adjusted defensive efficiency last season. Its three rankings the previous four seasons: seventh, 14th, 45th and seventh. Tech has only posted a top-40 defense five times since joining the ACC in 2004, the last time being 2019-20 under Buzz Williams (No. 20). H/T David Cunningham
- Though he wasn't necessarily the main reason why the Rams were so stingy on defense, Byers brought those lessons to Blacksburg. He watched Tech's games from last season through a unique lens since he wasn't involved, and the players said his feedback in specific areas has really helped.



The 2023-24 season marks the 22nd for Mike Young as a head coach.

## SPECIALTY STAT TRACKER

Opponent	Off TOs	Paint	2nd Chance	FB	Bench
Coppin State	30	36	8	10	50
South Carolina	11	36	7	6	17
Campbell	12	30	11	6	9
Wofford	23	44	18	19	33
Boise State	27	32	2	19	22
Iowa State	7	16	10	5	15
Florida Atlantic	11	32	6	2	17
at Auburn	5	14	14	3	29
Louisville	17	36	10	5	31
Valparaiso	17	22	11	4	15
Vermont					
American					
at Wake Forest					
at Florida State					
Clemson					
Miami					
at Virginia					
at NC State					
Boston College					
Georgia Tech					
Duke					
at Miami					
at Notre Dame					
Florida State					
at North Carolina					
Virginia					
at Pitt					
at Syracuse					
Wake Forest					
at Louisville					
Notre Dame					
<b>Total +/-</b>	<b>+26</b>	<b>0</b>	<b>-9</b>	<b>+7</b>	<b>+40</b>
<b>Season Highs</b>	<b>30</b>	<b>44</b>	<b>18</b>	<b>19</b>	<b>50</b>

## FAST BREAK

Tech has registered **two** wins over **top five** programs under head coach Mike Young - most recently an 81-73 win over No. 3 Villanova on Nov. 28, 2020.

SCHOOL RECORDS

INDIVIDUAL

Games Played (Season)	36, by 5 players
Games Started (Season)	36, by 5 players
Games Played (Career)	136, Malcolm Delaney (2007-11)
Games Started (Career)	126, Dell Curry (1982-86); Bobby Beecher (1982-86)
Consecutive Starts	123, Ace Custis (1993-97)
Minutes Played (Game)	55, by 3 players
Minutes Played (Season)	1,300, Malcolm Delaney (2010-11), 34 games
Minutes Played (Highest Season Average)	38.6, Jay Purcell (1991-92), 28 games
Minutes Played (Career)	4,688, Malcolm Delaney (2007-11)
Minutes Played (Highest Career Average)	35.1, Dale Solomon, 1978-82
Points (Overall Game)	52, Allan Bristow vs. George Washington (2-21-73)
Points (ACC Game)	37, Malcolm Delaney vs. Clemson (1-29-09)
Points (ACC Tournament Game)	32, Jalen Hudson vs. Wake Forest (3-10-15)
Points (NCAA Tournament)	29, Glen Combs vs. Indiana (3-17-67)
Points (NIT)	33, A.D. Vasallo vs. Duquesne (3-18-09)
Points (Season)	801, Erick Green (2012-13), 32 games
Points (ACC Season)	469, Erick Green (2012-13), 18 games
Points (Season Average)	26.6, Bimbo Coles (1988-89), 27 games
Points (Double-Figure Games, Season)	34, Dell Curry (1983-84), 35 games
Points (Career)	2,484, Bimbo Coles (1986-90)
Points (Career Average)	23.1, Allan Bristow (1970-73)
Points (Double-Figure Games, Career)	115, Dell Curry (1982-86)
Field Goals Made (Game)	22, Allan Bristow vs. George Washington (2-21-73)
3-Pointers Made (Game)	9, Hunter Cattoor at Florida State (1-29-22); Justin Robinson vs. Syracuse (1-26-19)
Field Goals Made (Season)	305, Dell Curry (1985-86), 30 games
3-Pointers Made (Season)	106, Wally Lancaster (1987-88), 29 games
Field Goals Made (Career)	1,021, Dell Curry (1982-86)
3-Pointers Made (Career)	<b>278, Hunter Cattoor (2019-pr.)</b>
Free Throws Made (Game)	20, by 3 players
Free Throws Made (Season)	230, Malcolm Delaney (2009-10), 33 games
Free Throws Made (Career)	721, Malcolm Delaney (2007-11)
Rebounds (Game)	36, Chris Smith vs. Washington & Lee (1-9-59)
Rebounds (Season)	495, Chris Smith (1959-60), 26 games
Rebounds (Career)	1,508, Chris Smith (1957-61)
Assists (Game)	12, by 3 players
Assists (Season)	192, Dave Sensibaugh (1975-76), 28 games
Assists (Career)	547, Bimbo Coles (1986-90)
Steals (Game)	8, by 3 players
Steals (Season)	94, Jamon Gordon (2006-07), 34 games
Steals (Career)	295, Dell Curry (1982-86)
Blocks (Game)	9, Roy Brow vs. James Madison (12-6-86); vs. Baptist College (12-12-87)
Blocks (Season)	100, Roy Brow (1987-88), 28 games
Blocks (Career)	251, Roy Brow (1984-88)

TEAM

Points (Game)	141, vs. Southern Miss (2-6-88)
Points (Season)	2,646, 1987-88, 29 games
Field Goals Made (Game)	52, vs. VMI (2-20-59)
Field Goals Made (Season)	1,058, 1983-84, 35 games
FG Percentage (Game)	.722 (39-54), vs. Syracuse (1-28-76)
FG Percentage (Season)	.517 (1,030-1,993), 1981-82
3-Pointers Made (Game)	21, vs. Delaware State (11-20-19)
3-Pointers Made (Season)	327, 2018-19, 35 games
3FG Percentage (Game)	.720 (18-25), at Florida State (1-29-22)
3FG Percentage (Season)	.403 (290-720), 2016-17
Rebounds (Game)	83, vs. VMI (2-19-61)
Assists (Game)	36, vs. The Citadel (11-12-17)
Steals (Game)	21, at Clemson (2-8-06)
Blocks (Game)	15 (2x), last vs. VMI (12-9-09)

2023-24 HONORS WATCH



Sean Pedulla

*The Almanac Top 100*

- Ranked No. 96

Hunter Cattoor

*ESPN Events Invitational*

- All-Tournament team



## BLUE COLLAR MENTALITY

- Fifth-year guard Hunter Cattoor talks about the work ethic and mentality a Coach Young team possesses.



## EMBRACING ALL ASPECTS OF LIFE

- Robbie Beran has a deep connection with animals. He's pursuing a master's degree in applied animal behavior and welfare at Virginia Tech. Under his roof, Beran has his two dogs – Smokey (chihuahua) and Stella (a Labrador retriever/mutt mix) – then his girlfriend's dog, Ivy (golden retriever).
- The COVID-19 pandemic allowed Beran to embrace his connection with them and the emotional support they have to offer.
- Beran is also thrilled to be playing his final season of college basketball in the Commonwealth. The Richmond, Va., native is reunited with his sister, Annemarie, who attends the Edward Via College of Osteopathic Medicine (VCOM) in Blacksburg.



## LEADING AT THE BREAK

- Over the last four seasons, Tech is 57-10 when leading at halftime.
- The Hokies are 69-15 in the Mike Young era when up at half.



## NATIONAL POLLS

### ASSOCIATED PRESS POLL

Updated: Dec. 11

Rank	School	Record	Points
1	Arizona (62)	8-0	1574
2	Kansas	9-1	1461
3	Purdue	9-1	1424
4	Houston (1)	10-0	1416
5	UConn	9-1	1344
6	Baylor	9-0	1239
7	Marquette	8-2	1221
8	Creighton	8-1	1073
9	North Carolina	7-2	992
10	Gonzaga	7-2	860
11	Oklahoma	9-0	848
12	Tennessee	6-3	835
13	Clemson	9-0	746
14	Kentucky	7-2	677
15	Florida Atlantic	7-2	622
16	Illinois	7-2	589
17	Colorado State	9-1	522
18	BYU	8-1	503
19	Texas	7-2	451
20	James Madison	9-0	441
21	Duke	6-3	315
22	Virginia	8-1	300
23	Wisconsin	7-3	213
24	Miami	7-2	156
25	Northwestern	7-1	147

**Receiving Votes:** Colorado 116, Ole Miss 86, Texas A&M 58, Auburn 57, Memphis 56, Alabama 43, Utah 25, Iowa State 20, Ohio State 9, Providence 7, San Diego State 7, TCU 6, Nevada 5, South Carolina 3, Washington 2, New Mexico 2, Saint Joseph's 1, Kansas State 1, Grand Canyon 1, Dayton 1

**Dropped from Rankings:** Texas A&M 21, San Diego State 25

### USA TODAY COACHES' POLL

Updated: Dec. 11

Rank	School	Record	Points
1	Arizona (28)	8-0	796
2	Kansas (1)	9-1	739
3	Houston (3)	10-0	734
4	Purdue	9-1	712
5	UConn	9-1	675
6	Baylor	9-0	642
7	Marquette	8-2	614
8	Creighton	8-1	529
9	North Carolina	7-2	486
10	Tennessee	6-3	462
11	Clemson	9-0	426
12	Oklahoma	9-0	422
13	Gonzaga	7-2	418
14	Florida Atlantic	7-2	359
15	Kentucky	7-2	317
16	Illinois	7-2	288
17	BYU	8-1	261
18	Colorado State	9-1	238
19	Duke	6-3	194
20	James Madison	9-0	181
21	Virginia	8-1	160
22	Texas	7-2	148
23	Wisconsin	7-3	92
24	Miami	7-2	82
25	Ole Miss	9-0	79

**Receiving Votes:** Northwestern 68, Texas A&M 56, Auburn 32, Colorado 31, Alabama 30, Memphis 26, TCU 21, Iowa State 21, Ohio State 18, San Diego State 10, Princeton 8, USC 8, Grand Canyon 5, New Mexico 5, Utah 3, Cincinnati 2, Drake 1, Indiana 1

**Dropped from Rankings:** Texas A&M 19, Ohio State 25

### TRACKING TECH

	AP	Coaches
Preseason	-	-
11/13	-	-
11/20	-	-
11/27	-	-
12/4	-	-
12/11	-	-
12/18	-	-
12/25	-	-
1/1	-	-
1/8	-	-
1/15	-	-
1/22	-	-
1/29	-	-
2/5	-	-
2/12	-	-
2/19	-	-
2/26	-	-
3/4	-	-
3/11	-	-
3/18	-	-
Final	-	-

**Ratings Tracker** (through Dec. 6)

ESPN.com BPI	40
KenPom.com	68
Massey	55
NCAA NET Rankings	58
Bart Torvik	88

**Virginia Tech's "Best" NET Wins:**


Iowa State	8
Boise State	113

## 2023-24 RANKING SUMMARY

Statistic	National Rank	Conference Rank	Value	National Leader	Value	Conference Leader	Value
Assist/Turnover Ratio (351 ranked)	88	8	1.31	Kentucky	2.20	Virginia	1.92
Assists Per Game (351 ranked)	70	4	15.5	Kansas	22.1	Clemson	17.0
Bench Points per game (351 ranked)	136	3	23.80	UNCW	41.00	Florida St.	26.88
Blocks Per Game (351 ranked)	311	15	2.2	Eastern Ky.	7.6	Virginia	6.2
Effective FG pct (351 ranked)	215	11	0.502	Indiana St.	0.621	Miami (FL)	0.586
Fastbreak Points (351 ranked)	273	10	7.90	TCU	27.75	NC State	18.00
Field Goal Percentage (351 ranked)	244	12	43.4	Utah St.	53.2	Miami (FL)	50.7
Field Goal Percentage Defense (351 ranked)	202	14	43.1	App State	34.0	Virginia	34.8
Fouls Per Game (351 ranked)	83	8	15.8	Creighton	9.2	Miami (FL)	13.4
Free Throw Attempts Per Game (351 ranked)	53	3	23.1	Tulane	31.8	North Carolina	28.0
Free Throw Percentage (351 ranked)	3	1	80.5	Villanova	81.8	Virginia Tech	80.5
Free Throws Made Per Game (351 ranked)	20	3	18.6	Tulane	24.2	North Carolina	21.2
Rebound Margin (351 ranked)	153	7	2.7	Arizona	17.9	Pittsburgh	9.6
Rebounds (Defensive) Per Game (351 ranked)	244	15	24.80	UT Martin	34.20	Pittsburgh	28.70
Rebounds (Offensive) Per Game (351 ranked)	253	12	9.70	St. John's (NY)	18.22	Georgia Tech	14.50
Rebounds Per Game (351 ranked)	269	14	34.50	Eastern Ky.	47.25	Georgia Tech Pittsburgh	41.50 41.50
Scoring Defense (351 ranked)	82	4	66.7	Houston	49.7	Virginia	53.2
Scoring Margin (351 ranked)	121	10	7.4	Arizona	30.1	Pittsburgh	16.2
Scoring Offense (351 ranked)	202	12	74.1	James Madison	94.1	North Carolina	85.1
Steals Per Game (351 ranked)	220	8	6.4	Bethune-Cookman	14.4	Florida St.	9.6
Three Point Attempts Per Game (351 ranked)	184	8	22.2	North Florida	32.8	Pittsburgh	29.4
Three Point Percentage (351 ranked)	168	10	33.8	Wyoming	43.3	Miami (FL)	42.3
Three Point Percentage Defense (351 ranked)	124	9	31.3	UIC	21.5	Virginia	26.1
Three Pointers Per Game (351 ranked)	170	9	7.5	Creighton	12.6	Pittsburgh	10.6
Turnover Margin (350 ranked)	89	7	2.2	Houston	8.7	Virginia	5.8
Turnovers Forced Per Game (351 ranked)	95	5	14.00	Bethune-Cookman	21.22	Florida St.	16.00
Turnovers Per Game (351 ranked)	126	9	11.8	Northwestern	7.9	Virginia	8.3
Winning Percentage (347 ranked)	83	7	70.0	7 teams tied	100.0	Clemson	100.0

## GAMES STARTED

	Streak	23-24	Career	ACC
Hunter Cattoor	27	10	81	40
MJ Collins	-	7	23	13
Sean Pedulla	-	9	43	21
Mekhi Long	1	1	65	-
Patrick Wessler	-	-	-	-
Brandon Rechsteiner	1	1	1	-
John Camden	-	-	-	-
Jaydon Young	-	-	-	-
Lynn Kidd	10	10	15	4
Tyler Nickel	3	3	3	1
Robbie Beran	-	9	109	1
Michael Ward	-	-	-	-
Mylyjael Poteat	-	-	3	-
Conner Venable	-	-	-	-



## NON-CONFERENCE BREAKDOWN

Team	NET	Result
Coppin State	360	W, 100-55
South Carolina	28	L, 77-79
Campbell	318	W, 60-44
Wofford	165	W, 98-76
Boise State	113	W, 82-75
Iowa State	8	W, 71-62
#19 Florida Atlantic	17	L, 50-84
Auburn	22	L, 57-74
Valparaiso	296	W, 71-50
Vermont	138	
American	303	



Hunter Cattoor is first all-time at VT in career 3-pointers made with 278.





## SEASON BREAKDOWN

### TECH'S RECORD WHEN...

	2023-24
Overall	7-3
ACC	1-0
At home	5-0
On the road	0-1
At neutral sites	2-2
After a win	4-2
After a loss	2-1
In overtime	0-0
vs. ranked opponents	0-1
Winning the opening tip	4-1
Losing the opening tip	3-2
Decided by 1-4 points or OT	0-1
Decided by 5-10 points	3-0
Decided by 11-20 points	2-1
Decided by 21+ points	2-1
Leading at half	7-0
Tied at half	0-0
Trailing at half	0-3
VT shoots 50% or better	2-1
VT shoots 40-49.9%	4-0
VT shoots less than 40%	1-2
VT out-shoots opponent	5-0
Opp. out-shoots VT	2-3
Opp. shoots 40% or better	5-2
Opp. shoots less than 40%	2-1
VT out-rebounds opponent	4-1
Opp. out-rebounds VT	3-2
Rebounds are tied	0-0
VT has more FT attempts	5-2
Opp. has more FT attempts	2-1
VT makes more 3-pointers	3-1
Opp. makes more 3-pointers	4-2
VT wins turnover battle	5-2
Opp. wins turnover battle	2-1
Turnovers are tied	0-0
VT scores 100+	1-0
VT scores 90-99 points	1-0
VT scores 80-89 points	1-0
VT scores 70-79 points	3-1
VT scores 60-69 points	1-0
VT scores 50-59 points	0-2
VT scores < 50 points	0-0
Opp. scores > 99 points	0-0
Opp. scores 90-99 points	0-0
Opp. scores 80-89 points	0-1
Opp. scores 70-79 points	2-2
Opp. scores 60-69 points	2-0
Opp. scores 50-59 points	2-0
Opp. scores < 50 points	1-0
Playing on Monday	1-0
Playing on Tuesday	0-0
Playing on Wednesday	1-1
Playing on Thursday	1-0
Playing on Friday	1-1
Playing on Saturday	1-0
Playing on Sunday	2-1
In November	5-3
In December	2-0
In January	0-0
In February	0-0
In March	0-0
Playing during the day	1-1
Playing at night	6-2
Wearing White	6-1
Wearing Maroon	0-0
Wearing Orange	1-2
Wearing Black	0-0

### STARTING LINEUPS

#### W/L

5-2	Sean Pedulla, Hunter Cattoor, MJ Collins, Robbie Beran, Lynn Kidd
1-1	Sean Pedulla, Hunter Cattoor, Tyler Nickel, Robbie Beran, Lynn Kidd
1-0	Brandon Rechsteiner, Hunter Cattoor, Tyler Nickel, Mekhi Long, Lynn Kidd

#### Margin of Victory/Defeat

	1	2	3	4	5	6	7	8	9	10	11-19	20+
Wins	-	-	-	-	-	-	2	-	1	-	2	2
Losses	-	1	-	-	-	-	-	-	-	-	1	1

#### Most First Half Points

Virginia Tech	45 vs. Coppin State (11/6/23)
Opponents	41 by Boise State (11/23/23)

#### Most Second Half Points

Virginia Tech	55 (2x), last vs. Wofford (11/19/23)
Opponents	52 by FAU (11/26/23)

#### Fewest First Half Points

Virginia Tech	24 (2x), last at Auburn (11/29/23)
Opponents	16 by Campbell (11/15/23)

#### Fewest Second Half Points

Virginia Tech	26 vs. FAU (11/26/23)
Opponents	27 by Valparaiso (12/9/23)

#### Largest Halftime Lead

Virginia Tech	26 vs. Coppin State (11/6/23)
Opponents	9 by Auburn (11/29/23)

#### Largest Margin of Victory

Virginia Tech	45 vs. Coppin State (11/6/23)
Opponents	34 by FAU (11/26/23)

### MISCELLANEOUS

<b>How 1st Points Were Scored</b>	<b>Rebounds Leader</b>	<b>Blocks Leader</b>	<b>15+ Rebounds</b>
Layup 4	Lynn Kidd 6	Robbie Beran 8	Lynn Kidd 1
3FG 2	Mekhi Long 5	Hunter Cattoor 1	
Jumper 1	Sean Pedulla 2	Lynn Kidd 2	<b>20+ Rebounds</b>
Dunk -	Mylyjael Poteat 1	Tyler Nickel 2	-
Free Throw 3		Mylyjael Poteat 1	
Tip-in -	<b>Assists Leader</b>		<b>5+ Assists</b>
	Robbie Beran 2	<b>10+ Points</b>	Sean Pedulla 5
<b>Scored VT's 1st Points</b>	Hunter Cattoor 2	Hunter Cattoor 10	Jaydon Young 1
Hunter Cattoor 4	MJ Collins 2	MJ Collins 1	
Lynn Kidd 2	Lynn Kidd 1	Lynn Kidd 8	<b>10+ Assists</b>
Sean Pedulla 4	Mekhi Long 1	Tyler Nickel 5	Sean Pedulla 1
	Tyler Nickel 2	Brandon Rechsteiner 1	
<b>First Off VT Bench</b>	Sean Pedulla 7	Sean Pedulla 6	<b>5+ Steals</b>
Robbie Beran 1	Mylyjael Poteat 1		-
MJ Collins 1	Brandon Rechsteiner 3	<b>20+ Points</b>	
Mekhi Long 8	Patrick Wessler 1	MJ Collins 1	<b>5+ Blocks</b>
Tyler Nickel 4	Jaydon Young 1	Lynn Kidd 2	-
Mylyjael Poteat 7		Sean Pedulla 1	
	<b>Steals Leader</b>	<b>30+ Points</b>	<b>Double-Doubles</b>
<b>Points Leader</b>	Robbie Beran 1	-	Lynn Kidd 2
Hunter Cattoor 5	Hunter Cattoor 2		Sean Pedulla 1
MJ Collins 1	MJ Collins 4		
Lynn Kidd 3	Lynn Kidd 2	<b>10+ Rebounds</b>	<b>Triple-Doubles</b>
Sean Pedulla 3	Mekhi Long 3	Lynn Kidd 2	-
	Tyler Nickel 2		
	Sean Pedulla 3		
	Brandon Rechsteiner 1		
	Jaydon Young 2		

THE LAST TIME

LAST TIME VIRGINIA TECH...

Scored 100+ points and won	100-55, vs. Coppin State, 11/6/23
Scored 100+ points and lost	100-104 (2OT), vs. Maryland, 2/27/10
Played in OT	65-70 (OT), at Boston College, 12/21/22
Played in consecutive OTs	82-77 (OT), vs. UAB, 11/28/15; 79-81 (OT), vs. Northwestern, 12/1/15
Played in 2OT	79-77 (2OT), vs. North Carolina, 1/22/20
Played in 3OT	95-102 (3OT), vs. Miami (Fla.), 2/19/20
Scored 100+ points	100-55, vs. Coppin State, 11/6/23
Scored 90-99 points	98-76, vs. Wofford, 11/19/23
Scored 80-89 points	82-75, vs. Boise State, 11/23/23
Scored 70-79 points	71-50, vs. Valparaiso, 12/9/23
Scored 60-69 points	60-44, vs. Campbell, 11/15/23
Scored 50-59 points	57-74, at Auburn, 11/29/23
Scored 40-49 points	47-24, at #23 NC State, 2/2/19
Scored 30-39 points	39-65, at #19 Virginia, 1/4/20
Scored 20-29 points	27-40, at McGuire Hospital, 2/2/46
Scored 10-19 points	16-45, at Virginia, 1/30/39
Scored less than 10 points	9-29, vs. North Carolina, 1/12/35
Allowed 100+ points	95-102 (3OT), vs. Miami (Fla.), 1/19/20
Allowed 90-99 points	77-97, vs. NC State, 3/8/23
Allowed 80-89 points	50-84, vs. #19 Florida Atlantic, 11/26/23
Allowed 70-79 points	57-74, at Auburn, 11/29/23
Allowed 60-69 points	75-68, vs. Louisville, 12/3/23
Allowed 50-59 points	71-50, vs. Valparaiso, 12/9/23
Allowed 40-49 points	60-44, vs. Campbell, 11/15/23
Allowed 30-39 points	65-39, vs. Radford, 11/15/21
Allowed 20-29 points	47-24, at #23 NC State, 2/2/19
Allowed 10-19 points	60-19, vs. Lynchburg, 1/9/46
Allowed less than 10 points	28-9, vs. Hampden-Sydney, 1/17/1923
Scored at least 60 points in a half	66, 2nd Half, vs. The Citadel, 11/12/17
Largest margin of victory	83, vs. Randolph-Macon (87-4), 1/10/1911
Largest margin of victory in ACC	38, vs. Wake Forest (84-46), 2/27/21
Defeated a ranked opponent on the road	47-24, at #23 NC State, 2/2/19
Defeated a ranked opponent at home	74-68, vs. #6 Virginia, 2/4/23
Defeated a ranked opponent on a neutral court	82-67, vs. #7 Duke, 3/12/22
Defeated a defending national champion	65-51, vs. #8 Virginia, 1/30/21
Held opponent without a double-figure scorer	65-39, vs. Radford, 11/15/21
Failed to have a double-figure scorer	41-57, vs. Temple, 2/25/96
Had 5 or more players score in double figures	5, vs. Coppin State, 11/6/23
Had 6 or more players score in double figures	vs. Cornell, 12/8/21
Had 7 or more players score in double figures	vs. Cornell, 12/8/21
Did not make a 3FG	at Providence, 2/1/03
Opponent did not make a 3FG	vs. Virginia, 2/14/22
Did not shoot a FT in the first half	at Cincinnati, 3/15/23
Did not shoot a FT in the second half	at #10 Virginia, 1/18/23
Opponent did not shoot a FT	vs. Merrimack, 11/21/21
Opponent did not make a FT	vs. Florida State, 3/4/23
Held an opponent under 10 points in a half	9, vs. Eastern Michigan (1H), 12/22/11
Held an opponent under 20 points in a half	17, vs. Pitt (1H), 2/7/22
Had double-figure blocked shots	10, vs. Wake Forest, 2/27/21
Came back from a double-figure deficit to win	12, vs. Boise State, 11/23/23
Lost a double-digit lead	11, at Boston College, 1/22/22
Led by 20 or more points at halftime	26, vs. Coppin State, 11/6/23
Had 20-29 assists in a game	20, vs. Wofford, 11/19/23
Had 30 or more assists	36, vs. The Citadel, 11/12/17
Held a team under 20 percent from the floor	16.7%, at No. 23/22 NC State, 2/2/19
Held a team under three made FGs in a half	2, vs. Notre Dame, 1/10/21
Won an ACC Tournament Championship	82-67, vs. #7 Duke, 3/12/22
Won an NCAA Tournament game	67-58, vs. Liberty, 3/24/19

WHAT'S A HOKIE?

The answer leads all the way back to 1896 when Virginia Agricultural and Mechanical College changed its name to Virginia Polytechnic Institute. With the change came the necessity for writing a new cheer and a contest for such a purpose was held by the student body.



Senior O.M. Stull won first prize for his "Hokie" yell which is still used today. Later, when asked if "Hokie" had any special meaning, Stull explained the word was solely the product of his imagination and was used only as an attention-getter for his yell. It soon became a nickname for all Tech teams and for those people loyal to Tech athletics.

The official university school colors - Chicago Maroon and Burnt Orange - also were introduced in 1896. The colors were chosen by a committee because they made a 'unique combination' not worn elsewhere at the time. The official definition of "Hokie" is "a loyal Virginia Tech Fan."



OUR NAME


When referring to our name, we ask that you use Virginia Tech, Hokies or Tech - and not 'Vah Tech.' Thank you!

## THE LAST TIME

### LAST TIME A VIRGINIA TECH PLAYER...

Recorded a double-double	Lynn Kidd (24 pts./15 rebs.), vs. Campbell, 11/15/23
Recorded a triple-double	Justyn Mutts (12 pts./14 rebs./11 ast.), vs. Syracuse, 2/12/22
Two Tech players recorded double-doubles in same game	Sean Pedulla (15 pts./10 asts.) & Lynn Kidd (14 pts./11 rebs.), vs. Coppin State, 11/6/23
Two Tech players recorded double-doubles in consecutive games	vs. North Carolina (ACC Tournament), 3/13/09; vs. Duquesne (NIT), 3/18/09
Had five or more steals	Sean Pedulla (5), at Georgia Tech, 2/15/23
Had 10 or more assists in a game	Sean Pedulla (10), vs. Coppin State, 11/6/23
Had 20 or more rebounds in a game	Jeff Allen (21), vs. Longwood, 12/14/08
Two Tech players with double-figure rebounds	Grant Basile (10) and Lynn Kidd (10), vs. Delaware State, 11/7/22
Two Tech players had five or more assists	Sean Pedulla (10) & Jaydon Young (5), vs. Coppin State, 11/6/23
Three Tech players had five or more assists	Justyn Mutts (8), Hunter Cattoor (8) & Grant Basile (5), vs. Syracuse, 1/28/23
Four Tech players had five or more assists	Kerry Blackshear Jr. (8), Devin Wilson (7), Justin Robinson (7) & Chris Clarke (5), vs. The Citadel, 11/12/17
Three Tech players made five or more 3FG	Nahiem Alleyne (5), Jalen Cone (5) & Isaiah Wilkins (5), vs. Delaware State, 11/20/19
Eight or more Tech players made a 3FG	8 players, at Pitt, 2/5/22
Two Tech players scored 20 or more points	Hunter Cattoor (20) & Sean Pedulla (20), at Miami, 1/31/23
Three Tech players scored 20 or more points	Nickeil Alexander-Walker (25), Ahmed Hill (23) & Justin Robinson (23), vs. #23 Purdue, 11/18/18
Two Tech players scored 20 or more points in consecutive games	Nickeil Alexander-Walker & Kerry Blackshear Jr., 11/10/17 & 11/12/17
Tech player scored 30 or more points in consecutive games	Grant Basile, 2/8/23 & 2/11/23
Tech freshman scored 20 or more points in a game	Sean Pedulla (20), at Florida State, 1/29/22
Three Tech freshmen scored in double figures in a game	Hunter Cattoor (14), Jalen Cone (11) & Lander Nolley II (10), vs. North Carolina, 3/10/20
Four Tech freshmen scored in double figures in a game	Landers Nolley II (21), Tyrece Radford (21), Jalen Cone (15) & Nahiem Alleyne (10), at Wake Forest, 1/14/20
Tech player scored 30-39 points in a game	Grant Basile (33), at Notre Dame, 2/11/23
Tech player scored 40-49 points in a game	Dorenzo Hudson (41), vs. Seton Hall, 1/2/10
Tech player scored 50+ points in a game	Bimbo Coles (51), vs. Southern Miss, 2/6/88
Tech player had consecutive double-doubles	Justyn Mutts, 11/17/22, 11/18/22
Tech player had three consecutive double-doubles	Keve Aluma, 1/27/21, 1/30/21, 2/3/21
Tech freshman had consecutive double-doubles	Kerry Blackshear Jr., 12/13/15, 12/19/15
Tech allowed a triple-double	Dennis Smith Jr. (27 pts./11 rebs./11 ast.), at NC State, 1/4/17
Tech had a walk-on score double figures	Christian Beyer (13), vs. Alabama A&M, 12/14/14





## MIKE YOUNG

Head Coach | Fifth Season at Virginia Tech

2020-21 ACC Coach of the Year

### CAREER RECORDS

Overall Record	379-298
Conference Games	211-162
Non-Conference Games	163-133
Conference Tournament	25-15
NCAA Tournament	1-7
Overtime Games	20-17
One-Point Games	12-15
vs. AP Top 25	9-30

### VS. CURRENT ACC HEAD COACHES

Coach	All	VT	Wofford
Earl Grant	0-3	0-3	-
Brad Brownell	4-5	4-3	0-2
Jon Scheyer	1-1	1-1	-
Leonard Hamilton	2-1	2-1	-
Josh Pastner	3-4	2-3	1-1
Kenny Payne	2-0	2-0	-
Jim Larrañaga	4-6	3-5	1-1
Kevin Keatts	2-3	2-3	-
Hubert Davis	2-2	2-2	-
Micah Shrewsberry	1-0	1-0	-
Jeff Capel III	4-1	4-1	-
Jim Boeheim	3-3	3-3	-
Tony Bennett	3-5	3-4	0-1
Steve Forbes	8-5	2-2	6-3
<b>Total</b>	<b>39-39</b>	<b>31-31</b>	<b>8-8</b>

#### vs. Coach Young

Earl Grant	3-0 at BC
Brad Brownell	5-4 at Clemson
Jon Scheyer	1-1 at Duke
Leonard Hamilton	1-2 at Florida State
Josh Pastner	4-3 at Georgia Tech
Kenny Payne	0-2 at Louisville
Jim Larrañaga	0-1 at GMU; 6-3 at Miami
Kevin Keatts	3-2 at NC State
Hubert Davis	2-2 at UNC
Micah Shrewsberry	0-1 at Penn State
Jeff Capel III	1-4 at Pitt
Jim Boeheim	3-3 at Syracuse
Tony Bennett	5-3 at UVA
Steve Forbes	3-6 at ETSU; 2-2 at Wake

### ▶ COACH YOUNG: CAREER BREAKDOWN

Season	School	Overall	Conference	Finish	Postseason	Ranking	RPI/NET
2002-03	Wofford	14-15 .483	8-8 .500	T6th	-	-/-	219
2003-04	Wofford	9-20 .310	4-12 .250	T10th	-	-/-	273
2004-05	Wofford	14-14 .500	7-9 .438	8th	-	-/-	225
2005-06	Wofford	11-18 .379	6-9 .400	9th	-	-/-	287
2006-07	Wofford	10-20 .333	5-13 .278	T9th	-	-/-	295
2007-08	Wofford	16-16 .500	8-12 .400	8th	-	-/-	191
2008-09	Wofford	16-14 .533	12-8 .600	4th	-	-/-	177
2009-10	Wofford	26-9 .743	15-3 .833	1st	NCAA First Round	-/-	73
2010-11	Wofford	21-13 .618	14-4 .778	T1st	NCAA First Round	-/-	105
2011-12	Wofford	19-14 .576	12-6 .667	T2nd	CBI	-/-	178
2012-13	Wofford	13-19 .406	7-11 .389	T8th	-	-/-	253
2013-14	Wofford	20-13 .606	11-5 .688	T3rd	NCAA First Round	-/-	152
2014-15	Wofford	28-7 .800	16-2 .889	1st	NCAA First Round	RV/-	49
2015-16	Wofford	15-17 .469	11-7 .611	T3rd	-	-/-	202
2016-17	Wofford	16-17 .485	10-8 .556	T4th	-	-/-	189
2017-18	Wofford	21-13 .618	11-7 .611	T4th	CIT	-/-	141
2018-19	Wofford	30-5 .857	18-0 1.000	1st	NCAA Second Round	19/18	14
<b>Totals</b>	<b>17 Seasons</b>	<b>299-244 .551</b>	<b>175-124 .585</b>				
2019-20	Virginia Tech	16-16 .500	7-13 .350	T10th	-	-/-	92
2020-21	Virginia Tech	15-7 .682	9-4 .692	3rd	NCAA First Round	25/RV	51
2021-22	Virginia Tech	23-13 .639	11-9 .550	7th	NCAA First Round	RV/RV	27
2022-23	Virginia Tech	19-15 .559	8-12 .400	11th	NIT First Round	-/-	75
2023-24	Virginia Tech	7-3 .700	1-0 1.000	-	-	-/-	58
<b>Totals</b>	<b>5 Seasons</b>	<b>80-54 .597</b>	<b>36-38 .486</b>				
<b>Overall</b>	<b>22 Seasons</b>	<b>379-298 .560</b>	<b>211-162 .566</b>				

### ▶ THE YOUNG FILE

Born	5/1/1963
Hometown	Radford, Virginia
Wife	Margaret
Children	Cooper, Davis
Education	Emory & Henry, 1986
Joined Tech Staff	4/7/2019
Years as College Head Coach	22
Years as College Coach	38

#### Coaching Career

1986-88	Assistant Coach, Emory & Henry
1988-89	Graduate Assistant, Radford
1989-98	Assistant Coach, Wofford
1998-02	Associate Head Coach, Wofford
2002-19	Head Coach, Wofford
2019-pr.	Head Coach, Virginia Tech

### ▶ ACCOMPLISHMENTS

#### Seven NCAA Tournaments

2022, 2021, 2019, 2015, 2014, 2011, 2010

#### One ACC Tournament Championship

2022

#### Five SoCon Tournament Championships

2019, 2015, 2014, 2011, 2010

#### Four SoCon Regular-Season Titles

2019, 2015, 2011, 2010

#### Two-time National Coach of the Year

2019 (Sporting News), 2010 (Hugh Durham)

#### Three AP All-America Selections

Fletcher Magee (2018-19), Karl Cochran (2014-15), Noah Dahlman (2009-10)

# O HUNTER CATTOOR

GRADUATE STUDENT Guard | 6-3 | 200 | M.A. in Education, Liberal Arts and Human Sciences  
Orlando, Florida | Bishop Moore



## SEASON/CAREER BESTS

**POINTS**  
Season 19 (2x), last vs. Valparaiso (12/9/23)  
Career 31 vs. Duke (3/12/22)

**REBOUNDS**  
Season 6 at Auburn (11/29/23)  
Career 9 vs. Radford (11/15/21)

**ASSISTS**  
Season 4 vs. Coppin State (11/6/23)  
Career 8 vs. Syracuse (1/28/23)

**BLOCKS**  
Season 1 vs. Coppin State (11/6/23)  
Career 3 vs. Wake Forest (2/27/21)

**STEALS**  
Season 3 vs. Louisville (12/3/23)  
Career 4 (2x), last vs. Miami (2/21/23)

**MINUTES**  
Season 40 vs. South Carolina (11/10/23)  
Career 40 (4x), last vs. South Car. (11/10/23)

**FIELD GOALS MADE**  
Season 5 (3x), last vs. Valparaiso (12/9/23)  
Career 11 vs. Duke (3/12/22)

**FIELD GOALS ATTEMPTED**  
Season 13 vs. FAU (11/26/23)  
Career 16 vs. Duke (3/12/22)

**3-PT. FIELD GOALS MADE**  
Season 5 vs. Boise State (11/23/23)  
Career 9 at Florida State (1/29/22)

**3-PT. FIELD GOALS ATTEMPTED**  
Season 10 (2x), last vs. Boise State (11/23/23)  
Career 11 at Florida State (1/29/22)

**FREE THROWS MADE**  
Season 7 (2x), last at Auburn (11/29/23)  
Career 7 (3x), last at Auburn (11/29/23)

**FREE THROWS ATTEMPTED**  
Season 9 at Auburn (11/29/23)  
Career 9 at Auburn (11/29/23)

## CAREER STATS

SEASON	TEAM	GP-GS	MIN/AVG	FG-FGA	FG%	3FG-3FGA	3FG%	FT-FTA	FT%	OFF	DEF	TOT	AVG	PF-FO	A	TO	BLK	STL	PTS	AVG
2019-20	VT	31-3	628/20.3	69-165	.418	51-127	.402	14-22	.636	4	73	77	2.5	44-0	35	16	4	31	203	6.5
2020-21	VT	22-2	492/22.3	57-125	.456	39-90	.433	34-43	.791	2	39	41	1.9	34-1	30	26	11	20	187	8.5
2021-22	VT	36-36	1183/32.9	121-278	.435	83-199	.417	36-50	.720	12	131	143	4.0	80-0	73	36	6	39	361	10.0
2022-23	VT	30-30	1024/34.1	104-242	.430	78-184	.424	39-51	.765	8	104	112	3.7	56-0	71	28	4	30	325	10.8
2023-24	VT	10-10	327/32.7	41-95	.432	27-71	.380	41-45	.911	2	26	28	2.8	23-1	15	14	1	8	150	15.0
<b>TOTAL</b>		<b>129-81</b>	<b>3655/28.3</b>	<b>392-905</b>	<b>.433</b>	<b>278-671</b>	<b>.414</b>	<b>164-211</b>	<b>.777</b>	<b>28</b>	<b>373</b>	<b>401</b>	<b>3.1</b>	<b>237-2</b>	<b>224</b>	<b>120</b>	<b>26</b>	<b>128</b>	<b>1226</b>	<b>9.5</b>

- Got engaged to Chloe Brooks in June 2023. *Last name pronounced: cuh-TOUR*
- 2022 ACC Tournament MVP; 31 points vs. Duke in title game.
- MVP of Basketball Hall of Fame Shootout vs. St. Bonaventure.
- One of Tech's top threats from three.
- Had 12 games of hitting three or more 3FGs in back-to-back seasons (2020-22).
- Reached double-figure scoring 17 times as a junior.
- Erupted for nine 3-pointers (tied single-game program record) at Florida State, which was the turning point in the Hokies' 2021-22 season.
- Originally committed to Wofford, but signed with the Hokies after Virginia Tech's hiring of Mike Young.
- Four-year letterwinner at Bishop Moore High School.
- Scored 1,420 points in high school. Was a 3-star recruit (247 Sports).
- Also played quarterback on Bishop Moore's football team.
- Wants to coach basketball when playing career is over.

## 2023-24 GAME-BY-GAME STATS


Opponent	Date	GS	MIN	Total FG-FGA	PCT	3-Pointers 3FG-3FGA	PCT	Free throws FT-FTA	PCT	Rebounds OFF DEF TOT	AVG	PF	A	TO	BLK	STL	PTS	AVG			
Coppin St.	11/06/2023	*	26:17	3-5	.600	3-5	.600	4-4	1.000	0	2	2	2.0	2	4	1	1	13	13.0		
vs South Carolina	11/10/2023	*	40:00	4-12	.333	3-10	.300	2-2	1.000	0	4	4	3.0	3	0	0	0	13	13.0		
Campbell	11/15/2023	*	35:01	4-11	.364	4-9	.444	0-0	.000	0	4	4	3.3	0	0	0	0	12	12.7		
Wofford	11/19/2023	*	28:48	5-8	.625	4-7	.571	3-3	1.000	0	2	2	3.0	2	3	2	0	17	13.8		
vs Boise St.	11/23/2023	*	36:51	5-11	.455	5-10	.500	4-5	.800	0	1	1	2.6	3	1	1	0	19	14.8		
vs Iowa St.	11/24/2023	*	25:42	4-9	.444	3-7	.429	7-8	.875	0	3	3	2.7	5	1	1	0	18	15.3		
vs Fla. Atlantic	11/26/2023	*	30:55	4-13	.308	0-8	.000	3-3	1.000	0	0	0	2.3	2	0	2	0	11	14.7		
at Auburn	11/29/2023	*	31:57	4-11	.364	1-6	.167	7-9	.778	1	5	6	2.8	3	1	3	0	16	14.9		
Louisville	12/03/2023	*	38:27	3-6	.500	1-3	.333	5-5	1.000	1	2	3	2.8	2	2	2	0	3	12	14.6	
Valparaiso	12/09/2023	*	33:26	5-9	.556	3-6	.500	6-6	1.000	0	3	3	2.8	1	3	2	0	19	15.0		
<b>Totals</b>			<b>10</b>	<b>327:24</b>	<b>41-95</b>	<b>.432</b>	<b>27-71</b>	<b>.380</b>	<b>41-45</b>	<b>.911</b>	<b>2</b>	<b>26</b>	<b>28</b>	<b>2.8</b>	<b>23</b>	<b>15</b>	<b>14</b>	<b>1</b>	<b>8</b>	<b>150</b>	<b>15.0</b>

## Player Averages

Games Played	Minutes/game	Points/game	FG Pct	3FG Pct	FT Pct	Rebounds/game	Assists/game	Turnovers/game	Assist/Turnover ratio	Steals/game	Blocks/game
10	32.7	15.0	43.2	38.0	91.1	2.8	1.5	1.4	1.1	0.8	0.1

## PRODUCTION TRACKER

	This Season	Career
Scored 10+ Points	10	65
Scored 20+ Points	-	6
Led Tech in Scoring	5	16
Made 3+ 3FGs	7	47
Led Tech in 3FGM	5	51
Shot over 40% from 3	6	71
Had a Double-Double	-	-
Had Multiple Assists	4	61
Had Multiple Steals	1	34



# 2 MJ COLLINS

**SOPHOMORE** Guard | 6-4 | 195 | Communication  
Clover, South Carolina | Combine Academy



## SEASON/CAREER BESTS

### POINTS

Season 20 vs. Louisville (12/3/23)  
Career 20 vs. Louisville (12/3/23)

### REBOUNDS

Season 5 vs. Iowa State (11/24/23)  
Career 8 vs. UNC (12/4/22)

### ASSISTS

Season 4 (2x), last vs. Louisville (12/3/23)  
Career 4 (5x), last vs. Louisville (12/3/23)

### BLOCKS

Season 1 vs. Campbell (11/15/23)  
Career 1 vs. Campbell (11/15/23)

### STEALS

Season 4 vs. Iowa State (11/24/23)  
Career 4 vs. Iowa State (11/24/23)

### MINUTES

Season 32 vs. Campbell (11/15/23)  
Career 36 vs. Pitt (2/18/23)

### FIELD GOALS MADE

Season 5 vs. Louisville (12/3/23)  
Career 5 vs. Louisville (12/3/23)

### FIELD GOALS ATTEMPTED

Season 10 (2x), last vs. Louisville (12/3/23)  
Career 10 (2x), last vs. Louisville (12/3/23)

### 3-PT. FIELD GOALS MADE

Season 3 vs. Louisville (12/3/23)  
Career 3 (2x), last vs. Louisville (12/3/23)

### 3-PT. FIELD GOALS ATTEMPTED

Season 3 (3x), last vs. Louisville (12/3/23)  
Career 5 (2x), last vs. Florida St. (3/4/23)

### FREE THROWS MADE

Season 7 vs. Louisville (12/3/23)  
Career 7 vs. Louisville (12/3/23)

### FREE THROWS ATTEMPTED

Season 7 vs. Louisville (12/3/23)  
Career 7 vs. Louisville (12/3/23)

## CAREER STATS

SEASON	TEAM	GP-GS	MIN/AVG	FG-FGA	FG%	3FG-3FGA	3FG%	FT-FTA	FT%	OFF	DEF	TOT	AVG	PF-FO	A	TO	BLK	STL	PTS	AVG
2022-23	VT	34-16	840/24.7	49-141	.348	18-68	.265	24-30	.800	16	64	80	2.4	46-0	49	18	0	12	140	4.1
2023-24	VT	9-7	195/21.7	13-57	.228	3-16	.188	15-15	1.000	4	14	18	2.0	12-0	19	8	1	12	44	4.9
<b>TOTAL</b>		<b>43-23</b>	<b>1035/24.1</b>	<b>62-198</b>	<b>.313</b>	<b>21-84</b>	<b>.250</b>	<b>39-45</b>	<b>.867</b>	<b>20</b>	<b>78</b>	<b>98</b>	<b>2.3</b>	<b>58-0</b>	<b>68</b>	<b>26</b>	<b>1</b>	<b>24</b>	<b>184</b>	<b>4.3</b>

- Should see a jump in production as a sophomore; has focused a great deal of time on his 3-point shot in the offseason.
- Coach Young would like to see MJ defend the opponent's best guard, taking that load off Cattoor.
- Hit the game-winning shot against Duke on Jan. 23, 2023.
- A two-year letterwinner at Westminster Catawba before transferring to Combine Academy for his senior season.
- Combine ended the season ranked No. 20 in the country with a 25-5 record and a state championship in 2021-22.
- All-state, all-conference and the Male Athlete of the Year after averaging 23 points per game as a junior.
- Tabled the second-best player in the state of South Carolina and the 27th-best combo guard nationally, according to 247Sports.
- Four-star recruit and ranked 22nd at his position by ESPN.
- Chose the Hokies over Clemson, Oklahoma, Providence, South Florida and East Tennessee State.
- His sister, Reneazia, won three state championships in track.

## 2023-24 GAME-BY-GAME STATS

Opponent	Date	GS	MIN	Total		3-Pointers		Free throws		Rebounds			PF	A	TO	BLK	STL	PTS	AVG	
				FG-FGA	PCT	3FG-3FGA	PCT	FT-FTA	PCT	OFF	DEF	TOT								AVG
Coppin St.	11/06/2023	*	21:31	1-8	.125	0-3	.000	4-4	1.000	1	1	2	2.0	2	2	0	0	1	6	6.0
vs South Carolina	11/10/2023	*	17:51	1-3	.333	0-0	.000	0-0	.000	0	0	0	1.0	1	2	0	0	2	2	4.0
Campbell	11/15/2023	*	32:44	2-10	.200	0-3	.000	0-0	.000	0	3	3	1.7	0	4	1	1	2	4	4.0
Wofford	11/19/2023	*	26:23	2-5	.400	0-0	.000	2-2	1.000	0	3	3	2.0	1	3	0	0	0	6	4.5
vs Boise St.	11/23/2023	*	08:19	0-3	.000	0-1	.000	0-0	.000	0	0	0	1.6	3	0	0	0	0	0	3.6
vs Iowa St.	11/24/2023	*	27:46	1-8	.125	0-3	.000	2-2	1.000	1	4	5	2.2	1	3	2	0	4	4	3.7
vs Fla. Atlantic	11/26/2023	*	18:24	1-6	.167	0-1	.000	0-0	.000	0	0	0	1.9	0	0	2	0	3	2	3.4
Louisville	12/03/2023		23:49	5-10	.500	3-3	1.000	7-7	1.000	2	2	4	2.1	3	4	1	0	0	20	5.5
Valparaiso	12/09/2023		18:13	0-4	.000	0-2	.000	0-0	.000	0	1	1	2.0	1	1	2	0	0	0	4.9
<b>Totals</b>			<b>7 195:00</b>	<b>13-57</b>	<b>.228</b>	<b>3-16</b>	<b>.188</b>	<b>15-15</b>	<b>1.000</b>	<b>4</b>	<b>14</b>	<b>18</b>	<b>2.0</b>	<b>12</b>	<b>19</b>	<b>8</b>	<b>1</b>	<b>12</b>	<b>44</b>	<b>4.9</b>

## Player Averages

Games Played	Minutes/game	Points/game	FG Pct	3FG Pct	FT Pct	Rebounds/game	Assists/game	Turnovers/game	Assist/Turnover ratio	Steals/game	Blocks/game
9	21.7	4.9	22.8	18.8	100.0	2.0	2.1	0.9	2.4	1.3	0.1

## PRODUCTION TRACKER

	This Season	Career
Scored 10+ Points	1	4
Scored 20+ Points	1	1
Led Tech in Scoring	1	1
Made multiple 3FGs	1	5
Led Tech in 3FGM	1	3
Shot over 40% from 3	1	10
Had a Double-Double	-	-
Had Multiple Assists	6	22
Had Multiple Steals	4	6



# 3 SEAN PEDULLA

**JUNIOR** Guard | 6-1 | 195 | Sports Media and Analytics  
Edmond, Oklahoma | Edmond Memorial



## SEASON/CAREER BESTS

### POINTS

Season 26 vs. South Carolina (11/10/23)  
Career 26 vs. South Carolina (11/10/23)

### REBOUNDS

Season 9 vs. South Carolina (11/10/23)  
Career 9 vs. South Carolina (11/10/23)

### ASSISTS

Season 10 vs. Coppin State (11/6/23)  
Career 8 vs. Delaware State (11/7/22)

### BLOCKS

Season -  
Career 1 (7x), last at Louisville (2/28/23)

### STEALS

Season 2 (3x), last vs. Boise State (11/23/23)  
Career 5 at Georgia Tech (2/15/23)

### MINUTES

Season 38 vs. South Carolina (11/10/23)  
Career 44 at Boston College (12/21/22)

### FIELD GOALS MADE

Season 9 vs. Wofford (11/19/23)  
Career 9 (2x), last vs. Wofford (11/19/23)

### FIELD GOALS ATTEMPTED

Season 16 (3x), last vs. FAU (11/26/23)  
Career 18 (3x), last at Clemson (1/21/23)

### 3-PT. FIELD GOALS MADE

Season 5 vs. Iowa State (11/24/23)  
Career 6 (2x), last vs. Florida St. (3/4/23)

### 3-PT. FIELD GOALS ATTEMPTED

Season 7 (2x), last vs. Iowa State (11/24/23)  
Career 11 at Syracuse (1/11/23)

### FREE THROWS MADE

Season 9 vs. South Carolina (11/10/23)  
Career 10 vs. Texas (3/18/22)

### FREE THROWS ATTEMPTED

Season 11 vs. South Carolina (11/10/23)  
Career 11 vs. South Carolina (11/10/23)

## CAREER STATS

SEASON	TEAM	GP-GS	MIN/AVG	FG-FGA	FG%	3FG-3FGA	3FG%	FT-FTA	FT%	OFF	DEF	TOT	AVG	PF-FO	A	TO	BLK	STL	PTS	AVG
2021-22	VT	36-0	464/12.9	62-145	.428	34-76	.447	36-40	.900	6	36	42	1.2	54-2	47	31	1	21	194	5.4
2022-23	VT	34-34	1212/35.6	179-430	.416	67-195	.344	85-99	.859	14	109	123	3.6	95-4	130	71	6	41	510	15.0
2023-24	VT	9-9	264/29.3	40-105	.381	12-35	.343	31-40	.775	5	33	38	4.2	19-0	41	27	0	9	123	13.7
<b>TOTAL</b>		<b>79-43</b>	<b>1939/24.5</b>	<b>281-680</b>	<b>.413</b>	<b>113-306</b>	<b>.369</b>	<b>152-179</b>	<b>.849</b>	<b>25</b>	<b>178</b>	<b>203</b>	<b>2.6</b>	<b>168-6</b>	<b>218</b>	<b>129</b>	<b>7</b>	<b>71</b>	<b>827</b>	<b>10.5</b>

- Enters Year 2 of starting at point guard for the Hokies. *Last name pronounced: puh-DOOL-uh*
- Should emerge as a key leader on and off the court for Tech.
- Averaged 35.6 minutes per game as a sophomore – a lot of responsibility and experience gained.
- Solid sharpshooter from downtown – shot over 40% from three 18 times as a freshman.
- Posted a career-high 25 points vs. Florida State on March 4, 2023.
- Guided Edmond Memorial to three state tournaments.
- Two-time all-state selection and COAC Offensive Player of the Year that averaged 17.6 points a game as a senior.
- Rated the 165th-best prospect in the 2021 class on 247Sports.
- Tabbed the second-best player in the state of Oklahoma and the 25th-best point guard nationally, according to 247Sports.
- Chose the Hokies over Minnesota and Oklahoma State.
- One of Dominic and Bernadette Pedulla's nine children. His siblings JJ, Edmund and Claire won state championships in high school basketball, while Brendan won a state championship in rugby.

## 2023-24 GAME-BY-GAME STATS

Opponent	Date	GS	MIN	Total		3-Pointers		Free throws		Rebounds				PF	A	TO	BLK	STL	PTS	AVG	
				FG-FGA	PCT	3FG-3FGA	PCT	FT-FTA	PCT	OFF	DEF	TOT	AVG								
Coppin St.	11/06/2023	*	26:16	5-11	.455	3-7	.429	2-2	1.000	1	3	4	4.0	2	10	2	0	2	15	15.0	
vs South Carolina	11/10/2023	*	38:29	7-13	.538	3-6	.500	9-11	.818	1	8	9	6.5	1	5	2	0	1	26	20.5	
Campbell	11/15/2023	*	25:50	2-9	.222	0-3	.000	1-2	.500	0	2	2	5.0	4	5	1	0	2	5	15.3	
Wofford	11/19/2023	*	23:01	9-16	.563	0-0	.000	1-2	.500	1	4	5	5.0	2	2	1	0	0	19	16.3	
vs Boise St.	11/23/2023	*	36:08	5-16	.313	1-3	.333	7-8	.875	0	6	6	5.2	1	7	3	0	2	18	16.6	
vs Iowa St.	11/24/2023	*	32:56	5-9	.556	5-7	.714	2-2	1.000	0	4	4	5.0	2	6	5	0	1	17	16.7	
vs Fla. Atlantic	11/26/2023	*	27:02	5-16	.313	0-4	.000	1-1	1.000	0	1	1	4.4	2	1	2	0	0	11	15.9	
at Auburn	11/29/2023	*	27:42	0-9	.000	0-2	.000	4-6	.667	1	1	2	4.1	1	1	7	0	1	4	14.4	
Louisville	12/03/2023	*	26:19	2-6	.333	0-3	.000	4-6	.667	1	4	5	4.2	4	4	4	0	0	8	13.7	
<b>Totals</b>			<b>9</b>	<b>263:43</b>	<b>40-105</b>	<b>.381</b>	<b>12-35</b>	<b>.343</b>	<b>31-40</b>	<b>.775</b>	<b>5</b>	<b>33</b>	<b>38</b>	<b>4.2</b>	<b>19</b>	<b>41</b>	<b>27</b>	<b>0</b>	<b>9</b>	<b>123</b>	<b>13.7</b>

## Player Averages

Games Played	Minutes/game	Points/game	FG Pct	3FG Pct	FT Pct	Rebounds/game	Assists/game	Turnovers/game	Assist/Turnover ratio	Steals/game	Blocks/game
9	29.3	13.7	38.1	34.3	77.5	4.2	4.6	3.0	1.5	1.0	0.0

## PRODUCTION TRACKER

	This Season	Career
Scored 10+ Points	6	42
Scored 20+ Points	1	8
Led Tech in Scoring	3	18
Made 3+ 3FGs	3	15
Led Tech in 3FGM	3	13
Shot over 40% from 3	3	36
Had a Double-Double	1	1
Had Multiple Assists	7	52
Had Multiple Steals	3	19



# 4 MEKHI LONG

**GRADUATE STUDENT** Forward | 6-7 | 200 | Leadership  
Bryans Road, Md. | Old Dominion



## SEASON/CAREER BESTS

**POINTS**  
Season 6 (4x), last vs. Valparaiso (12/9/23)  
Career 25 vs. UMEs (11/7/22)

**REBOUNDS**  
Season 9 vs. FAU (11/26/23)  
Career 19 at Coastal Carolina (1/28/23)

**ASSISTS**  
Season 3 vs. Coppin State (11/6/23)  
Career 4 (3x), last vs. Va. Wesleyan (11/14/22)

**BLOCKS**  
Season -  
Career 4 vs. Longwood (11/26/21)

**STEALS**  
Season 2 (3x), last vs. Louisville (12/3/23)  
Career 5 vs. UAB (2/13/22)

**MINUTES**  
Season 27 vs. Louisville (12/3/23)  
Career 42 at Georgia Southern (1/7/23)

**FIELD GOALS MADE**  
Season 3 (2x), last vs. Valparaiso (12/9/23)  
Career 7 (3x), last at Coastal Carolina (1/28/23)

**FIELD GOALS ATTEMPTED**  
Season 5 (3x), last vs. FAU (11/26/23)  
Career 14 at App State (2/18/23)

**3-PT. FIELD GOALS MADE**  
Season -  
Career 3 (3x), last vs. Gardner-Webb (12/10/22)

**3-PT. FIELD GOALS ATTEMPTED**  
Season 2 (2x), last vs. Iowa State (11/24/23)  
Career 6 vs. James Madison (2/2/23)

**FREE THROWS MADE**  
Season 3 at Auburn (11/29/23)  
Career 10 vs. UMEs (11/7/22)

**FREE THROWS ATTEMPTED**  
Season 5 at Auburn (11/29/23)  
Career 11 at Georgia Southern (1/7/23)

- Versatile wing who has a knack for rebounding.
- Led the Sun Belt in double-doubles last season with 11.
- Averaged 10.7 points and 8.7 rebounds per game at ODU in 2022-23.
- Totaled 10 points and 11 rebounds against the Hokies in the Charleston Classic.

## 2023-24 GAME-BY-GAME STATS

Opponent	Date	GS	MIN	Total		3-Pointers		Free throws		Rebounds				PF	A	TO	BLK	STL	PTS	AVG
				FG-FGA	PCT	3FG-3FGA	PCT	FT-FTA	PCT	OFF	DEF	TOT	AVG							
Coppin St.	11/06/2023		22:06	2-4	.500	0-1	.000	2-4	.500	1	3	4	4.0	3	3	0	0	2	6	6.0
vs South Carolina	11/10/2023		22:51	3-5	.600	0-0	.000	0-1	.000	1	0	1	2.5	3	2	0	0	2	6	6.0
Campbell	11/15/2023		13:05	0-2	.000	0-0	.000	1-2	.500	1	1	2	2.3	2	0	1	0	0	1	4.3
Wofford	11/19/2023		18:08	2-5	.400	0-2	.000	2-2	1.000	0	3	3	2.5	5	1	2	0	1	6	4.8
vs Boise St.	11/23/2023		11:55	2-2	1.000	0-0	.000	0-0	.000	1	4	5	3.0	3	1	1	0	0	4	4.6
vs Iowa St.	11/24/2023		23:59	1-4	.250	0-2	.000	2-2	1.000	1	7	8	3.8	2	1	2	0	0	4	4.5
vs Fla. Atlantic	11/26/2023		22:59	1-5	.200	0-0	.000	0-0	.000	2	7	9	4.6	2	1	2	0	0	2	4.1
at Auburn	11/29/2023		18:23	1-2	.500	0-0	.000	3-5	.600	3	4	7	4.9	5	0	2	0	0	5	4.3
Louisville	12/03/2023		27:20	1-3	.333	0-1	.000	2-4	.500	2	6	8	5.2	0	1	1	0	2	4	4.2
Valparaiso	12/09/2023	*	20:50	3-4	.750	0-0	.000	0-2	.000	4	2	6	5.3	1	2	2	0	1	6	4.4
<b>Totals</b>			<b>1 201:37</b>	<b>16-36</b>	<b>.444</b>	<b>0-6</b>	<b>.000</b>	<b>12-22</b>	<b>.545</b>	<b>16</b>	<b>37</b>	<b>53</b>	<b>5.3</b>	<b>26</b>	<b>12</b>	<b>13</b>	<b>0</b>	<b>8</b>	<b>44</b>	<b>4.4</b>

## Player Averages

Games Played	Minutes/game	Points/game	FG Pct	3FG Pct	FT Pct	Rebounds/game	Assists/game	Turnovers/game	Assist/Turnover ratio	Steals/game	Blocks/game
10	20.2	4.4	44.4	0.0	54.5	5.3	1.2	1.3	0.9	0.8	0.0

## CAREER STATS

SEASON	TEAM	GP-GS	MIN/AVG	FG-FGA	FG%	3FG-3FGA	3FG%	FT-FTA	FT%	OFF	DEF	TOT	AVG	PF-FO	A	TO	BLK	STL	PTS	AVG
2019-20	URI	30-1	395/13.2	31-93	.333	7-24	.292	23-42	.548	28	41	69	2.3	55-2	5	20	7	21	92	3.1
2020-21	ODU	19-3	329/17.3	31-79	.392	7-25	.280	20-31	.645	20	44	64	3.4	28-0	12	9	5	13	89	4.7
2021-22	ODU	32-31	1046/32.7	89-207	.430	9-36	.250	77-118	.653	78	141	219	6.8	83-3	46	46	25	52	264	8.3
2022-23	ODU	30-29	981/32.7	106-242	.438	28-78	.359	82-124	.661	73	188	261	8.7	78-1	38	50	16	46	322	10.7
2023-24	VT	10-1	202/20.2	16-36	.444	0-6	.000	12-22	.545	16	37	53	5.3	26-2	12	13	0	8	44	4.4
<b>TOTAL FOR VT</b>		<b>10-1</b>	<b>202/20.2</b>	<b>16-36</b>	<b>.444</b>	<b>0-6</b>	<b>.000</b>	<b>12-22</b>	<b>.545</b>	<b>16</b>	<b>37</b>	<b>53</b>	<b>5.3</b>	<b>26-2</b>	<b>12</b>	<b>13</b>	<b>0</b>	<b>8</b>	<b>44</b>	<b>4.4</b>
<b>TOTAL</b>		<b>121-65</b>	<b>2952/24.4</b>	<b>273-657</b>	<b>.416</b>	<b>51-169</b>	<b>.302</b>	<b>214-337</b>	<b>.635</b>	<b>215</b>	<b>451</b>	<b>666</b>	<b>5.5</b>	<b>270-8</b>	<b>113</b>	<b>138</b>	<b>53</b>	<b>140</b>	<b>811</b>	<b>6.7</b>

## PRODUCTION TRACKER

	This Season	Career
Scored 10+ Points	-	29
Led Tech in Scoring	-	-
Had 10+ Rebounds	-	19
Led Tech in Rebounding	5	5
Had a Double-Double	-	13
Had Multiple Blocks	-	12
Led Tech in Blocks	-	-
Shot over 50% from the floor	5	29
Shot 5+ Free Throws	1	13





# 5 PATRICK WESSLER

R-FRESHMAN Center | 7-0 | 245 | Marketing Management  
 Matthews, North Carolina | Combine Academy



## SEASON/CAREER BESTS

### POINTS

Season 1 vs. FAU (11/26/23)  
 Career 1 vs. FAU (11/26/23)

### REBOUNDS

Season 2 vs. Valparaiso (12/9/23)  
 Career 2 vs. Valparaiso (12/9/23)

### ASSISTS

Season 1 vs. FAU (11/26/23)  
 Career 1 vs. FAU (11/26/23)

### BLOCKS

Season -  
 Career -

### STEALS

Season -  
 Career -

### MINUTES

Season 2 (3x), last vs. Valparaiso (12/9/23)  
 Career 2 (3x), last vs. Valparaiso (12/9/23)

### FIELD GOALS MADE

Season -  
 Career -

### FIELD GOALS ATTEMPTED

Season 1 (2x), last vs. Valparaiso (12/9/23)  
 Career 1 (2x), last vs. Valparaiso (12/9/23)

### 3-PT. FIELD GOALS MADE

Season -  
 Career -

### 3-PT. FIELD GOALS ATTEMPTED

Season -  
 Career -

### FREE THROWS MADE

Season 1 vs. FAU (11/26/23)  
 Career 1 vs. FAU (11/26/23)

### FREE THROWS ATTEMPTED

Season 2 vs. FAU (11/26/23)  
 Career 2 vs. FAU (11/26/23)

## CAREER STATS

SEASON	TEAM	GP-GS	MIN/AVG	FG-FGA	FG%	3FG-3FGA	3FG%	FT-FTA	FT%	OFF	DEF	TOT	AVG	PF-FO	A	TO	BLK	STL	PTS	AVG
2023-24	VT	3-0	5/1.7	0-2	.000	0-0	.000	1-2	.500	1	3	4	1.3	0-0	1	0	0	0	1	0.3
<b>TOTAL</b>		<b>3-0</b>	<b>5/1.7</b>	<b>0-2</b>	<b>.000</b>	<b>0-0</b>	<b>.000</b>	<b>1-2</b>	<b>.500</b>	<b>1</b>	<b>3</b>	<b>4</b>	<b>1.3</b>	<b>0-0</b>	<b>1</b>	<b>0</b>	<b>0</b>	<b>0</b>	<b>1</b>	<b>0.3</b>

- Has made great strides in his conditioning. *Last name pronounced: WES-ler*
- Redshirted the 2022-23 season.
- Invited to the Allen Iverson 24K Showcase game in Memphis.
- Played his final two seasons at Combine Academy where he guided the program to a state championship in 2021-22.
- Averaged 18 points, 14 rebounds and 2.3 blocks as a senior, while Combine ended the season ranked No. 20 in the country with a 25-5 record.
- Named 2020-21 HoopState Network Sixth Man of the Year.
- Played his freshman and sophomore seasons at David W. Butler High School in Matthews, N.C.
- Southwestern 4A Conference Player of the Year.
- Competed for CC Elite on the AAU circuit.
- Rated the 148th-best prospect in the 2022 class by 247Sports; Tabbed the third-best player in the state of North Carolina and the 24th-best center nationally, according to 247Sports.
- Chose the Hokies over Providence, Southern Cal, NC State and Ole Miss.

## 2023-24 GAME-BY-GAME STATS

Opponent	Date	GS	MIN	Total		3-Pointers		Free throws		Rebounds				PF	A	TO	BLK	STL	PTS	AVG
				FG-FGA	PCT	3FG-3FGA	PCT	FT-FTA	PCT	OFF	DEF	TOT	AVG							
vs Fla. Atlantic at Auburn	11/26/2023		01:46	0-0	.000	0-0	.000	1-2	.500	0	1	1	1.0	0	1	0	0	0	1	1.0
Valparaiso	11/29/2023		01:32	0-1	.000	0-0	.000	0-0	.000	0	1	1	1.0	0	0	0	0	0	0	0.5
Valparaiso	12/09/2023		01:51	0-1	.000	0-0	.000	0-0	.000	1	1	2	1.3	0	0	0	0	0	0	0.3
<b>Totals</b>		<b>0</b>	<b>05:09</b>	<b>0-2</b>	<b>.000</b>	<b>0-0</b>	<b>.000</b>	<b>1-2</b>	<b>.500</b>	<b>1</b>	<b>3</b>	<b>4</b>	<b>1.3</b>	<b>0</b>	<b>1</b>	<b>0</b>	<b>0</b>	<b>0</b>	<b>1</b>	<b>0.3</b>

## Player Averages

Games Played	Minutes/game	Points/game	FG Pct	3FG Pct	FT Pct	Rebounds/game	Assists/game	Turnovers/game	Assist/Turnover ratio	Steals/game	Blocks/game
3	1.7	0.3	0.0	0.0	50.0	1.3	0.3	0.0	1.0	0.0	0.0

## PRODUCTION TRACKER

	This Season
Scored 10+ Points	-
Had 5+ Rebounds	-
Had Multiple Blocks	-
Led Tech in Blocks	-
Had Multiple Steals	-
Shot over 50% from the floor	-
Played 10+ Minutes	-
Shot 5+ Free Throws	-
Had Multiple Dunks	-



# 10 BRANDON RECHSTEINER

FRESHMAN Guard | 6-1 | 185 | Business  
Acworth, Georgia | Etowah



## SEASON/CAREER BESTS

### POINTS

Season 12 vs. Coppin State (11/6/23)  
Career 12 vs. Coppin State (11/6/23)

### REBOUNDS

Season 2 vs. Coppin State (11/6/23)  
Career 2 vs. Coppin State (11/6/23)

### ASSISTS

Season 3 (2x), last vs. Valparaiso (12/9/23)  
Career 3 (2x), last vs. Valparaiso (12/9/23)

### BLOCKS

Season -  
Career -

### STEALS

Season 1 (2x), last vs. Valparaiso (12/9/23)  
Career 1 (2x), last vs. Valparaiso (12/9/23)

### MINUTES

Season 28 vs. Valparaiso (12/9/23)  
Career 28 vs. Valparaiso (12/9/23)

### FIELD GOALS MADE

Season 3 vs. Coppin State (11/6/23)  
Career 3 vs. Coppin State (11/6/23)

### FIELD GOALS ATTEMPTED

Season 6 vs. Valparaiso (12/9/23)  
Career 6 vs. Valparaiso (12/9/23)

### 3-PT. FIELD GOALS MADE

Season 2 (2x), last vs. Wofford (11/19/23)  
Career 2 (2x), last vs. Wofford (11/19/23)

### 3-PT. FIELD GOALS ATTEMPTED

Season 6 vs. Valparaiso (12/9/23)  
Career 6 vs. Valparaiso (12/9/23)

### FREE THROWS MADE

Season 4 vs. Coppin State (11/6/23)  
Career 4 vs. Coppin State (11/6/23)

### FREE THROWS ATTEMPTED

Season 4 vs. Coppin State (11/6/23)  
Career 4 vs. Coppin State (11/6/23)

## CAREER STATS

SEASON	TEAM	GP-GS	MIN/AVG	FG-FGA	FG%	3FG-3FGA	3FG%	FT-FTA	FT%	OFF	DEF	TOT	AVG	PF-FO	A	TO	BLK	STL	PTS	AVG
2023-24	VT	10-1	107/10.7	8-21	.381	6-17	.353	6-7	.857	2	4	6	0.6	6-0	15	5	0	2	28	2.8
<b>TOTAL</b>		<b>10-1</b>	<b>107/10.7</b>	<b>8-21</b>	<b>.381</b>	<b>6-17</b>	<b>.353</b>	<b>6-7</b>	<b>.857</b>	<b>2</b>	<b>4</b>	<b>6</b>	<b>0.6</b>	<b>6-0</b>	<b>15</b>	<b>5</b>	<b>0</b>	<b>2</b>	<b>28</b>	<b>2.8</b>

- Wakes up at 4:50 a.m. almost every day
- Sharpshooter who should flourish on the offensive side in Coach Young's system. *Last name pronounced: WRECK-stine-er*
- A four-year letterwinner at Etowah where he was coached by Jason Dasinger
- All-state and team captain as a junior and senior.
- Averaged 18 points, 5.3 rebounds, 5.1 assists and 2.8 steals per game as a senior, guiding Etowah to the GHSA Class 6A Final Four.
- GACA/GBCA 6A North Player of the Year.
- Reached 1,000 career points on Jan. 14, 2023.
- Consensus four-star recruit.
- Rated the 87th-best prospect in the 2023 class on 247Sports.
- Tabbed the second-best point guard in the state of Georgia and the 15th-best point guard nationally, according to 247Sports.
- Chose the Hokies over Gonzaga, Tennessee, Miami (Fla.), LSU, Xavier, Clemson and Notre Dame.
- Father, Scott, is a professional wrestler; goes by Scott Steiner and Big Poppa Pump.
- Brother, Brock, is a wide receiver for Jacksonville State.

## 2023-24 GAME-BY-GAME STATS

Opponent	Date	GS	MIN	Total		3-Pointers		Free throws		Rebounds				PF	A	TO	BLK	STL	PTS	AVG
				FG-FGA	PCT	3FG-3FGA	PCT	FT-FTA	PCT	OFF	DEF	TOT	AVG							
Coppin St.	11/06/2023		11:24	3-4	.750	2-3	.667	4-4	1.000	1	1	2	2.0	0	3	0	0	1	12	12.0
vs South Carolina	11/10/2023		01:31	0-1	.000	0-1	.000	0-0	.000	0	0	0	1.0	0	0	0	0	0	0	6.0
Campbell	11/15/2023		14:10	0-1	.000	0-0	.000	0-0	.000	0	0	0	0.7	1	2	0	0	0	4.0	
Wofford	11/19/2023		15:32	2-4	.500	2-4	.500	0-0	.000	0	1	1	0.8	0	2	0	0	0	6	4.5
vs Boise St.	11/23/2023		03:52	0-0	.000	0-0	.000	0-0	.000	0	1	1	0.8	0	0	0	0	0	3.6	
vs Iowa St.	11/24/2023		07:04	0-1	.000	0-1	.000	0-0	.000	0	0	0	0.7	1	1	0	0	0	3.0	
vs Fla. Atlantic	11/26/2023		09:14	1-2	.500	1-1	1.000	0-1	.000	0	0	0	0.6	1	1	1	0	0	3	3.0
at Auburn	11/29/2023		12:18	1-2	.500	0-1	.000	0-0	.000	1	0	1	0.6	2	2	1	0	0	2	2.9
Louisville	12/03/2023		03:31	0-0	.000	0-0	.000	0-0	.000	0	0	0	0.6	0	1	0	0	0	0	2.6
Valparaiso	12/09/2023	*	27:57	1-6	.167	1-6	.167	2-2	1.000	0	1	1	0.6	1	3	3	0	1	5	2.8
<b>Totals</b>			<b>1 106:33</b>	<b>8-21</b>	<b>.381</b>	<b>6-17</b>	<b>.353</b>	<b>6-7</b>	<b>.857</b>	<b>2</b>	<b>4</b>	<b>6</b>	<b>0.6</b>	<b>6</b>	<b>15</b>	<b>5</b>	<b>0</b>	<b>2</b>	<b>28</b>	<b>2.8</b>

## Player Averages

Games Played	Minutes/game	Points/game	FG Pct	3FG Pct	FT Pct	Rebounds/game	Assists/game	Turnovers/game	Assist/Turnover ratio	Steals/game	Blocks/game
10	10.7	2.8	38.1	35.3	85.7	0.6	1.5	0.5	3.0	0.2	0.0

## PRODUCTION TRACKER

	This Season
Scored 10+ Points	1
Made Multiple 3FGs	2
Made 3+ 3FGs	-
Led Tech in 3FGM	1
Shot over 40% from 3	3
Played 10+ Minutes	5
Had Multiple Assists	5
Led Tech in Assists	3
Had Multiple Steals	-



# 11 JOHN CAMDEN

**R-SOPHOMORE** Forward | 6-8 | 220 | Business Management  
 Downingtown, Pennsylvania | Memphis



- Will be a versatile wing for Coach Young, who can play the 3 and the 4.
- Transferred from Memphis; battled a right foot injury most of freshman season.
- Chose the Hokies over LSU during the transfer process.
- Played senior season at Brewster Academy in Wolfeboro, N.H.
- Was rated a four-star recruit and the 90th-ranked player in the nation by Rivals.
- Averaged 15.8 points per game as a junior at Archbishop Carroll (Pa.) in 2019-20.
- Father, Tex, graduated from Virginia Tech in 1993.
- Sisters, Meg and Heather, played lacrosse at Ohio State and Drexel, respectively.
- Other older sister, Anna, plays basketball at Richmond.

## SEASON/CAREER BESTS

### POINTS

Season 9 at Auburn (11/29/23)  
 Career 9 at Auburn (11/29/23)

### REBOUNDS

Season 6 at Auburn (11/29/23)  
 Career 6 (2x), last at Auburn (11/29/23)

### ASSISTS

Season 1 at Auburn (11/29/23)  
 Career 3 vs. Syracuse (1/28/23)

### BLOCKS

Season -  
 Career 1 (2x), last at Virginia (1/18/23)

### STEALS

Season 1 at Auburn (11/29/23)  
 Career 1 at Auburn (11/29/23)

### MINUTES

Season 15 at Auburn (11/29/23)  
 Career 27 vs. Syracuse (1/28/23)

### FIELD GOALS MADE

Season 2 at Auburn (11/29/23)  
 Career 3 vs. Syracuse (1/28/23)

### FIELD GOALS ATTEMPTED

Season 4 at Auburn (11/29/23)  
 Career 8 vs. Syracuse (1/28/23)

### 3-PT. FIELD GOALS MADE

Season 2 at Auburn (11/29/23)  
 Career 2 (2x), last at Auburn (11/29/23)

### 3-PT. FIELD GOALS ATTEMPTED

Season 3 at Auburn (11/29/23)  
 Career 5 vs. Syracuse (1/28/23)

### FREE THROWS MADE

Season 3 at Auburn (11/29/23)  
 Career 3 (2x), last at Auburn (11/29/23)

### FREE THROWS ATTEMPTED

Season 5 at Auburn (11/29/23)  
 Career 5 (2x), last at Auburn (11/29/23)

## 2023-24 GAME-BY-GAME STATS

Opponent	Date	GS	MIN	Total		3-Pointers		Free throws		Rebounds				PF	A	TO	BLK	STL	PTS	AVG
				FG-FGA	PCT	3FG-3FGA	PCT	FT-FTA	PCT	OFF	DEF	TOT	AVG							
Coppin St.	11/06/2023		05:36	1-2	.500	1-1	1.000	0-0	.000	0	2	2	2.0	0	0	1	0	0	3	3.0
Wofford	11/19/2023		03:13	1-2	.500	1-2	.500	0-0	.000	0	1	1	1.5	0	0	0	0	0	3	3.0
vs Fla. Atlantic	11/26/2023		04:29	1-2	.500	1-1	1.000	0-0	.000	0	0	0	1.0	0	0	1	0	0	3	3.0
at Auburn	11/29/2023		15:01	2-4	.500	2-3	.667	3-5	.600	2	4	6	2.3	2	1	1	0	1	9	4.5
Valparaiso	12/09/2023		02:32	0-2	.000	0-1	.000	0-0	.000	2	0	2	2.2	1	0	0	0	0	0	3.6
<b>Totals</b>		<b>0</b>	<b>30:51</b>	<b>5-12</b>	<b>.417</b>	<b>5-8</b>	<b>.625</b>	<b>3-5</b>	<b>.600</b>	<b>4</b>	<b>7</b>	<b>11</b>	<b>2.2</b>	<b>3</b>	<b>1</b>	<b>3</b>	<b>0</b>	<b>1</b>	<b>18</b>	<b>3.6</b>

## Player Averages

Games Played	Minutes/game	Points/game	FG Pct	3FG Pct	FT Pct	Rebounds/game	Assists/game	Turnovers/game	Assist/Turnover ratio	Steals/game	Blocks/game
5	6.2	3.6	41.7	62.5	60.0	2.2	0.2	0.6	0.3	0.2	0.0

## PRODUCTION TRACKER

	This Season	Career
Scored 5+ Points	1	4
Scored 10+ Points	-	-
Made Multiple 3FGs	1	2
Made 3+ 3FGs	-	-
Led Tech in 3FGM	1	1
Shot over 40% from 3	4	7
Played 5+ Minutes	2	14
Had Multiple Assists	-	1
Had Multiple Steals	-	-



## CAREER STATS

SEASON	TEAM	GP-GS	MIN/AVG	FG-FGA	FG%	3FG-3FGA	3FG%	FT-FTA	FT%	OFF	DEF	TOT	AVG	PF	FO	A	TO	BLK	STL	PTS	AVG
2021-22	Mem	1-0	2/1.7	0-0	.000	0-0	.000	0-0	.000	0	1	1	1.0	0-0	0	0	0	0	0	0	0.0
2022-23	VT	23-0	183/8.0	9-36	.250	6-26	.231	5-9	.556	6	16	22	1.0	17-0	4	2	2	0	29	1.3	
2023-24	VT	5-0	31/6.2	5-12	.417	5-8	.625	3-5	.600	4	7	11	2.2	3-0	1	3	0	1	18	3.6	
<b>TOTAL FOR VT</b>		<b>28-0</b>	<b>214/7.6</b>	<b>14-48</b>	<b>.292</b>	<b>11-34</b>	<b>.324</b>	<b>8-14</b>	<b>.571</b>	<b>10</b>	<b>23</b>	<b>33</b>	<b>1.2</b>	<b>20-0</b>	<b>5</b>	<b>5</b>	<b>2</b>	<b>1</b>	<b>47</b>	<b>1.7</b>	
<b>TOTAL</b>		<b>29-0</b>	<b>216/7.4</b>	<b>14-48</b>	<b>.292</b>	<b>11-34</b>	<b>.324</b>	<b>8-14</b>	<b>.571</b>	<b>10</b>	<b>24</b>	<b>34</b>	<b>1.2</b>	<b>20-0</b>	<b>5</b>	<b>5</b>	<b>2</b>	<b>1</b>	<b>47</b>	<b>1.6</b>	

# 13 JAYDON YOUNG

**FRESHMAN** Guard | 6-4 | 205 | Sports Media and Analytics  
 Goldsboro, North Carolina | Greensboro Day



## SEASON/CAREER BESTS

### POINTS

Season 9 at Auburn (11/29/23)  
 Career 9 at Auburn (11/29/23)

### REBOUNDS

Season 3 vs. Valparaiso (12/9/23)  
 Career 3 vs. Valparaiso (12/9/23)

### ASSISTS

Season 5 vs. Coppin State (11/6/23)  
 Career 5 vs. Coppin State (11/6/23)

### BLOCKS

Season -  
 Career -

### STEALS

Season 2 vs. Coppin State (11/6/23)  
 Career 2 vs. Coppin State (11/6/23)

### MINUTES

Season 24 at Auburn (11/29/23)  
 Career 24 at Auburn (11/29/23)

### FIELD GOALS MADE

Season 3 at Auburn (11/29/23)  
 Career 3 at Auburn (11/29/23)

### FIELD GOALS ATTEMPTED

Season 6 at Auburn (11/29/23)  
 Career 6 at Auburn (11/29/23)

### 3-PT. FIELD GOALS MADE

Season 3 at Auburn (11/29/23)  
 Career 3 at Auburn (11/29/23)

### 3-PT. FIELD GOALS ATTEMPTED

Season 4 at Auburn (11/29/23)  
 Career 4 at Auburn (11/29/23)

### FREE THROWS MADE

Season 2 vs. Coppin State (11/6/23)  
 Career 2 vs. Coppin State (11/6/23)

### FREE THROWS ATTEMPTED

Season 2 vs. Coppin State (11/6/23)  
 Career 2 vs. Coppin State (11/6/23)

## CAREER STATS

SEASON	TEAM	GP-GS	MIN/AVG	FG-FGA	FG%	3FG-3FGA	3FG%	FT-FTA	FT%	OFF	DEF	TOT	AVG	PF-FO	A	TO	BLK	STL	PTS	AVG
2023-24	VT	8-0	77/9.7	5-18	.278	5-12	.417	2-2	1.000	0	7	7	0.9	4-0	9	4	0	4	17	2.1
<b>TOTAL</b>		<b>8-0</b>	<b>77/9.7</b>	<b>5-18</b>	<b>.278</b>	<b>5-12</b>	<b>.417</b>	<b>2-2</b>	<b>1.000</b>	<b>0</b>	<b>7</b>	<b>7</b>	<b>0.9</b>	<b>4-0</b>	<b>9</b>	<b>4</b>	<b>0</b>	<b>4</b>	<b>17</b>	<b>2.1</b>

- A four-year letterwinner at Greensboro Day under the winningest coach in North Carolina basketball history, Freddy Johnson.
- Three-time all-state, four-time all-conference and three-time conference player of the year.
- Eclipsed 2,000 career points in November 2022.
- Guided Greensboro Day to its 12th NCISAA state title as a senior.
- Four-star recruit according to ESPN.
- Rated the eighth-best player in the state of North Carolina, according to 247Sports.
- Chose the Hokies over Clemson, Virginia, Pitt, NC State and North Carolina A&T.
- Father, Victor, played college basketball at Mount Olive, advancing to the Elite 8 in 2005; played professionally overseas as well.

## 2023-24 GAME-BY-GAME STATS

Opponent	Date	GS	MIN	Total		3-Pointers		Free throws		Rebounds			PF	A	TO	BLK	STL	PTS	AVG		
				FG-FGA	PCT	3FG-3FGA	PCT	FT-FTA	PCT	OFF	DEF	TOT								AVG	
Coppin St.	11/06/2023		13:39	2-4	.500	2-3	.667	2-2	1.000	0	2	2	2.0	0	5	1	0	2	8	8.0	
Campbell	11/15/2023		12:15	0-4	.000	0-2	.000	0-0	.000	0	0	0	1.0	0	1	0	0	0	0	4.0	
Wofford	11/19/2023		03:57	0-1	.000	0-1	.000	0-0	.000	0	1	1	1.0	1	1	0	0	0	0	2.7	
vs Boise St.	11/23/2023		03:09	0-0	.000	0-0	.000	0-0	.000	0	0	0	0.8	0	0	0	0	0	0	2.0	
vs Fla. Atlantic	11/26/2023		05:32	0-1	.000	0-1	.000	0-0	.000	0	0	0	0.6	1	1	1	0	0	0	1.6	
at Auburn	11/29/2023		24:22	3-6	.500	3-4	.750	0-0	.000	0	1	1	0.7	1	1	1	0	1	9	2.8	
Louisville	12/03/2023		03:06	0-0	.000	0-0	.000	0-0	.000	0	0	0	0.6	0	0	0	0	0	0	2.4	
Valparaiso	12/09/2023		11:17	0-2	.000	0-1	.000	0-0	.000	0	3	3	0.9	1	0	1	0	1	0	2.1	
<b>Totals</b>			<b>0</b>	<b>77:17</b>	<b>5-18</b>	<b>.278</b>	<b>5-12</b>	<b>.417</b>	<b>2-2</b>	<b>1.000</b>	<b>0</b>	<b>7</b>	<b>7</b>	<b>0.9</b>	<b>4</b>	<b>9</b>	<b>4</b>	<b>0</b>	<b>4</b>	<b>17</b>	<b>2.1</b>

## Player Averages

Games Played	Minutes/game	Points/game	FG Pct	3FG Pct	FT Pct	Rebounds/game	Assists/game	Turnovers/game	Assist/Turnover ratio	Steals/game	Blocks/game
8	9.7	2.1	27.8	41.7	100.0	0.9	1.1	0.5	2.3	0.5	0.0

## PRODUCTION TRACKER

	This Season
Scored 10+ Points	-
Made Multiple 3FGs	2
Made 3+ 3FGs	1
Led Tech in 3FGM	1
Shot over 40% from 3	2
Played 10+ Minutes	4
Had Multiple Assists	1
Led Tech in Assists	1
Had Multiple Steals	1



# 15 LYNN KIDD

SENIOR Center | 6-10 | 235 | Sociology  
Gainesville, Florida | Clemson



## SEASON/CAREER BESTS

### POINTS

Season 24 vs. Campbell (11/15/23)  
Career 24 vs. Campbell (11/15/23)

### REBOUNDS

Season 15 vs. Campbell (11/15/23)  
Career 15 vs. Campbell (11/15/23)

### ASSISTS

Season 3 vs. Wofford (11/19/23)  
Career 3 (2x), last vs. Wofford (11/19/23)

### BLOCKS

Season 1 (3x), last at Auburn (11/29/23)  
Career 2 (4x), last vs. BC (2/8/23)

### STEALS

Season 2 (2x), last at Auburn (11/29/23)  
Career 2 (3x), last at Auburn (11/29/23)

### MINUTES

Season 29 at Auburn (11/29/23)  
Career 29 at Auburn (11/29/23)

### FIELD GOALS MADE

Season 9 vs. Campbell (11/15/23)  
Career 9 vs. Campbell (11/15/23)

### FIELD GOALS ATTEMPTED

Season 13 vs. Louisville (12/3/23)  
Career 13 vs. Louisville (12/3/23)

### 3-PT. FIELD GOALS MADE

Season -  
Career -

### 3-PT. FIELD GOALS ATTEMPTED

Season -  
Career -

### FREE THROWS MADE

Season 8 vs. Wofford (11/19/23)  
Career 8 vs. Wofford (11/19/23)

### FREE THROWS ATTEMPTED

Season 8 vs. Wofford (11/19/23)  
Career 8 vs. Wofford (11/19/23)

- Has had two terrific summers of offseason development.
- Rebounding continues to be a point of emphasis for him.
- Played in seven games, totaling eight points in 33 minutes of action as a freshman at Clemson.
- Reclassified from the 2021 recruiting class to 2020.
- No. 77 overall prospect on ESPN's Top-100 list of high school juniors; four-star recruit.
- Chose Clemson over Virginia Tech, Miami, Wake Forest, Auburn and Florida during his initial recruitment.

## 2023-24 GAME-BY-GAME STATS

Opponent	Date	GS	MIN	Total		3-Pointers		Free throws		Rebounds				PF	A	TO	BLK	STL	PTS	AVG	
				FG-FGA	PCT	3FG-3FGA	PCT	FT-FTA	PCT	OFF	DEF	TOT	AVG								
Coppin St.	11/06/2023	*	22:53	6-6	1.000	0-0	.000	2-5	.400	3	8	11	11.0	1	0	3	1	0	14	14.0	
vs South Carolina	11/10/2023	*	26:28	5-7	.714	0-0	.000	2-2	1.000	1	5	6	8.5	2	2	2	0	2	12	13.0	
Campbell	11/15/2023	*	24:48	9-12	.750	0-0	.000	6-7	.857	5	10	15	10.7	2	1	2	0	0	24	16.7	
Wofford	11/19/2023	*	20:55	6-8	.750	0-0	.000	8-8	1.000	2	5	7	9.8	1	3	0	1	0	20	17.5	
vs Boise St.	11/23/2023	*	28:52	6-8	.750	0-0	.000	7-7	1.000	1	5	6	9.0	2	1	1	0	1	19	17.8	
vs Iowa St.	11/24/2023	*	28:32	5-6	.833	0-0	.000	3-3	1.000	1	3	4	8.2	2	2	3	0	1	13	17.0	
vs Fla. Atlantic	11/26/2023	*	23:02	4-8	.500	0-0	.000	1-2	.500	1	6	7	8.0	1	0	2	0	0	9	15.9	
at Auburn	11/29/2023	*	29:17	2-6	.333	0-0	.000	2-2	1.000	2	5	7	7.9	1	1	2	1	2	6	14.6	
Louisville	12/03/2023	*	24:39	8-13	.615	0-0	.000	3-4	.750	0	4	4	7.4	4	1	1	0	0	19	15.1	
Valparaiso	12/09/2023	*	22:05	4-7	.571	0-0	.000	6-6	1.000	1	5	6	7.3	0	1	1	0	0	14	15.0	
<b>Totals</b>			<b>10</b>	<b>251:31</b>	<b>55-81</b>	<b>.679</b>	<b>0-0</b>	<b>.000</b>	<b>40-46</b>	<b>.870</b>	<b>17</b>	<b>56</b>	<b>73</b>	<b>7.3</b>	<b>16</b>	<b>12</b>	<b>17</b>	<b>3</b>	<b>6</b>	<b>150</b>	<b>15.0</b>

## Player Averages

Games Played	Minutes/game	Points/game	FG Pct	3FG Pct	FT Pct	Rebounds/game	Assists/game	Turnovers/game	Assist/Turnover ratio	Steals/game	Blocks/game
10	25.2	15.0	67.9	0.0	87.0	7.3	1.2	1.7	0.7	0.6	0.3

## CAREER STATS

SEASON	TEAM	GP-GS	MIN/AVG	FG-FGA	FG%	3FG-3FGA	3FG%	FT-FTA	FT%	OFF	DEF	TOT	AVG	PF-FO	A	TO	BLK	STL	PTS	AVG
2020-21	CU	7-0	32/4.6	2-6	.333	0-0	.000	4-4	1.000	4	3	7	1.0	6-0	1	2	2	0	8	1.1
2021-22	VT	10-0	25/2.5	3-8	.375	0-0	.000	1-1	1.000	6	5	11	1.1	0-0	0	3	2	0	7	0.7
2022-23	VT	34-5	429/12.6	77-116	.664	0-0	.000	17-29	.586	34	82	116	3.4	53-0	21	21	15	9	171	5.0
2023-24	VT	10-10	252/25.2	55-81	.679	0-0	.000	40-46	.870	17	56	73	7.3	16-0	12	17	3	6	150	15.0
<b>TOTAL FOR VT</b>		<b>54-15</b>	<b>705/13.1</b>	<b>135-205</b>	<b>.659</b>	<b>0-0</b>	<b>.000</b>	<b>58-76</b>	<b>.763</b>	<b>57</b>	<b>143</b>	<b>200</b>	<b>3.7</b>	<b>69-0</b>	<b>33</b>	<b>41</b>	<b>20</b>	<b>15</b>	<b>328</b>	<b>6.1</b>
<b>TOTAL</b>		<b>61-15</b>	<b>738/12.1</b>	<b>137-211</b>	<b>.649</b>	<b>0-0</b>	<b>.000</b>	<b>62-80</b>	<b>.775</b>	<b>61</b>	<b>146</b>	<b>207</b>	<b>3.4</b>	<b>75-0</b>	<b>34</b>	<b>43</b>	<b>22</b>	<b>15</b>	<b>336</b>	<b>5.5</b>

## PRODUCTION TRACKER

	This Season	Career
Scored 10+ Points	8	12
Scored 20+ Points	2	2
Had 10+ Rebounds	2	3
Had Multiple Blocks	-	4
Led Tech in Blocks	2	8
Had Multiple Steals	2	3
Shot over 50% from the floor	9	38
Shot 5+ Free Throws	5	7
Had Multiple Dunks	7	11



# 23 TYLER NICKEL

**SOPHOMORE** Guard | 6-7 | 220 | Sociology  
Harrisonburg, Virginia | North Carolina



## SEASON/CAREER BESTS

### POINTS

Season 14 (2x), last vs. Boise State (11/23/23)  
Career 16 vs. The Citadel (12/13/22)

### REBOUNDS

Season 7 vs. Coppin State (11/6/23)  
Career 3 vs. The Citadel (12/13/22)

### ASSISTS

Season 3 vs. Valparaiso (12/9/23)  
Career 3 vs. Valparaiso (12/9/23)

### BLOCKS

Season 1 (3x), last vs. Louisville (12/3/23)  
Career 1 (6x), last vs. Louisville (12/3/23)

### STEALS

Season 2 vs. Wofford (11/19/23)  
Career 2 (2x), last vs. Wofford (11/19/23)

### MINUTES

Season 32 vs. Boise State (11/23/23)  
Career 32 vs. Boise State (11/23/23)

### FIELD GOALS MADE

Season 5 vs. Boise State (11/23/23)  
Career 5 (2x), last vs. Boise State (11/23/23)

### FIELD GOALS ATTEMPTED

Season 10 vs. Boise State (11/23/23)  
Career 10 (2x), last vs. Boise State (11/23/23)

### 3-PT. FIELD GOALS MADE

Season 4 vs. Valparaiso (12/9/23)  
Career 4 vs. Valparaiso (12/9/23)

### 3-PT. FIELD GOALS ATTEMPTED

Season 7 vs. Valparaiso (12/9/23)  
Career 8 vs. The Citadel (12/13/22)

### FREE THROWS MADE

Season 5 vs. Wofford (11/19/23)  
Career 5 (2x), last vs. Wofford (11/19/23)

### FREE THROWS ATTEMPTED

Season 7 vs. Wofford (11/19/23)  
Career 7 vs. Wofford (11/19/23)

## CAREER STATS

SEASON	TEAM	GP-GS	MIN/AVG	FG-FGA	FG%	3FG-3FGA	3FG%	FT-FTA	FT%	OFF DEF	TOT	AVG	PF-FO	A	TO	BLK	STL	PTS	AVG	
2022-23	UNC	25-0	150/6.0	15-40	.375	6-27	.222	16-19	.842	9	7	16	0.6	10-0	7	3	3	3	52	2.1
2023-24	VT	9-3	218/24.2	21-52	.404	14-38	.368	13-18	.722	8	13	21	2.3	11-0	13	6	3	5	69	7.7
<b>TOTAL FOR VT</b>		<b>9-3</b>	<b>218/24.2</b>	<b>21-52</b>	<b>.404</b>	<b>14-38</b>	<b>.368</b>	<b>13-18</b>	<b>.722</b>	<b>8</b>	<b>13</b>	<b>21</b>	<b>2.3</b>	<b>11-0</b>	<b>13</b>	<b>6</b>	<b>3</b>	<b>5</b>	<b>69</b>	<b>7.7</b>
<b>TOTAL</b>		<b>34-3</b>	<b>368/10.8</b>	<b>36-92</b>	<b>.391</b>	<b>20-65</b>	<b>.308</b>	<b>29-37</b>	<b>.784</b>	<b>17</b>	<b>20</b>	<b>37</b>	<b>1.1</b>	<b>21-0</b>	<b>20</b>	<b>9</b>	<b>6</b>	<b>8</b>	<b>121</b>	<b>3.6</b>

- Every time he shoots the ball, Coach Young believes it's going in.
- Has a sneaky good pull-up jumper.
- Averaged 2.1 points in 25 games for North Carolina in 2022-23.
- Scored a season-high 16 points (all in the second half), the most off the bench by a Tar Heel on the season, vs. The Citadel; was 5 for 10 from the floor, including 3 for 8 3FGs vs. the Bulldogs.
- Virginia High School League's all-time leading scorer with 2,909 points in 102 games.
- Virginia Player of the Year in 2022.
- Is the first player from East Rockingham High School to play at a Division I school.
- Four-star prospect in the class of 2022 and ranked third in Virginia; picked UNC over Tech in his initial recruitment.
- Son of Eric and Jacki Nickel; both played basketball in college.

## 2023-24 GAME-BY-GAME STATS

Opponent	Date	GS	MIN	Total		3-Pointers		Free throws		Rebounds				PF	A	TO	BLK	STL	PTS	AVG
				FG-FGA	PCT	3FG-3FGA	PCT	FT-FTA	PCT	OFF	DEF	TOT	AVG							
Coppin St.	11/06/2023		20:06	4-9	.444	2-6	.333	2-2	1.000	3	4	7	7.0	1	1	0	1	0	12	12.0
vs South Carolina	11/10/2023		22:09	0-3	.000	0-2	.000	2-2	1.000	0	0	0	3.5	0	1	0	0	0	2	7.0
Wofford	11/19/2023		22:19	3-3	1.000	3-3	1.000	5-7	.714	1	0	1	2.7	2	2	0	0	2	14	9.3
vs Boise St.	11/23/2023	*	31:41	5-10	.500	1-4	.250	3-5	.600	1	3	4	3.0	0	2	1	1	1	14	10.5
vs Iowa St.	11/24/2023		27:10	3-7	.429	3-6	.500	1-2	.500	2	1	3	3.0	1	1	2	0	0	10	10.4
vs Fla. Atlantic	11/26/2023		24:24	1-2	.500	0-1	.000	0-0	.000	0	1	1	2.7	1	1	0	0	0	2	9.0
at Auburn	11/29/2023	*	19:29	0-5	.000	0-3	.000	0-0	.000	1	0	1	2.4	3	0	3	0	0	0	7.7
Louisville	12/03/2023	*	24:48	1-6	.167	1-6	.167	0-0	.000	0	2	2	2.4	2	2	0	1	1	3	7.1
Valparaiso	12/09/2023	*	25:43	4-7	.571	4-7	.571	0-0	.000	0	2	2	2.3	1	3	0	0	1	12	7.7
<b>Totals</b>		<b>3</b>	<b>217:48</b>	<b>21-52</b>	<b>.404</b>	<b>14-38</b>	<b>.368</b>	<b>13-18</b>	<b>.722</b>	<b>8</b>	<b>13</b>	<b>21</b>	<b>2.3</b>	<b>11</b>	<b>13</b>	<b>6</b>	<b>3</b>	<b>5</b>	<b>69</b>	<b>7.7</b>

## Player Averages

Games Played	Minutes/game	Points/game	FG Pct	3FG Pct	FT Pct	Rebounds/game	Assists/game	Turnovers/game	Assist/Turnover ratio	Steals/game	Blocks/game
9	24.2	7.7	40.4	36.8	72.2	2.3	1.4	0.7	2.2	0.6	0.3

## PRODUCTION TRACKER

	This Season	Career
Scored 10+ Points	5	6
Led Tech in Scoring	-	-
Made Multiple 3FGs	4	5
Made 3+ 3FGs	3	4
Led Tech in 3FGM	1	1
Shot over 40% from 3	3	6
Had Multiple Assists	4	5
Had Multiple Blocks	-	-
Had Multiple Steals	1	2



# 31 ROBBIE BERAN

**GRADUATE STUDENT** Forward | 6-9 | 215 | Agricultural and Life Sciences  
Richmond, Virginia | Northwestern



## SEASON/CAREER BESTS

### POINTS

Season 9 vs. Valparaiso (12/9/23)  
Career 20 (2x), last vs. Prairie View (12/11/22)

### REBOUNDS

Season 4 (2x), last vs. Valparaiso (12/9/23)  
Career 12 vs. Prairie View (12/11/22)

### ASSISTS

Season 3 vs. Valparaiso (12/9/23)  
Career 4 (3x), last vs. Illinois (1/7/21)

### BLOCKS

Season 3 vs. Wofford (11/19/23)  
Career 3 (4x), last vs. Wofford (11/19/23)

### STEALS

Season 2 (2x), last vs. FAU (11/26/23)  
Career 5 vs. Eastern Illinois (11/9/21)

### MINUTES

Season 29 vs. Boise State (11/23/23)  
Career 38 vs. Maryland (1/12/22)

### FIELD GOALS MADE

Season 3 (2x), last vs. Valparaiso (12/9/23)  
Career 6 (5x), last vs. Prairie View (12/11/22)

### FIELD GOALS ATTEMPTED

Season 7 vs. Louisville (12/3/23)  
Career 14 at Illinois (1/18/20)

### 3-PT. FIELD GOALS MADE

Season 2 vs. Valparaiso (12/9/23)  
Career 4 vs. Prairie View (12/11/22)

### 3-PT. FIELD GOALS ATTEMPTED

Season 4 (2x), last vs. Valparaiso (12/9/23)  
Career 11 vs. Indiana (2/15/23)

### FREE THROWS MADE

Season 2 (4x), last at Auburn (11/29/23)  
Career 10 vs. Chicago State (11/7/22)

### FREE THROWS ATTEMPTED

Season 2 (6x), last vs. Valparaiso (12/9/23)  
Career 11 vs. Chicago State (11/7/22)

## CAREER STATS

SEASON	TEAM	GP-GS	MIN/AVG	FG-FGA	FG%	3FG-3FGA	3FG%	FT-FTA	FT%	OFF	DEF	TOT	AVG	PF-FO	A	TO	BLK	STL	PTS	AVG
2019-20	NU	31-18	590/19.0	55-141	.390	20-50	.400	26-40	.650	26	78	104	3.4	73-3	19	26	17	5	156	5.0
2020-21	NU	24-18	485/20.2	48-108	.444	20-57	.351	20-30	.667	10	55	65	2.7	62-3	26	15	10	7	136	5.7
2021-22	NU	31-30	677/21.8	73-156	.468	30-82	.366	21-28	.750	29	103	132	4.3	75-5	20	21	23	21	197	6.4
2022-23	NU	34-34	875/25.7	80-217	.369	39-113	.345	56-66	.848	39	114	153	4.5	69-0	21	21	24	18	255	7.5
2023-24	VT	10-9	189/18.9	13-40	.325	3-19	.158	10-12	.833	5	19	24	2.4	23-1	8	11	12	6	39	3.9
<b>TOTAL FOR VT</b>		<b>10-9</b>	<b>189/18.9</b>	<b>13-40</b>	<b>.325</b>	<b>3-19</b>	<b>.158</b>	<b>10-12</b>	<b>.833</b>	<b>5</b>	<b>19</b>	<b>24</b>	<b>2.4</b>	<b>23-1</b>	<b>8</b>	<b>11</b>	<b>12</b>	<b>6</b>	<b>39</b>	<b>3.9</b>
<b>TOTAL</b>		<b>130-109</b>	<b>2816/21.7</b>	<b>269-662</b>	<b>.406</b>	<b>112-321</b>	<b>.349</b>	<b>133-176</b>	<b>.756</b>	<b>109</b>	<b>369</b>	<b>478</b>	<b>3.7</b>	<b>302-12</b>	<b>94</b>	<b>94</b>	<b>86</b>	<b>57</b>	<b>783</b>	<b>6.0</b>

- Stretch four that will greatly impact winning with the Hokies. *Last name pronounced: bear-IN*
- Strong defender and vocal leader.
- Has learned over the course of his career how to win and close out games.
- Veteran player who has competed in over 100 career games.
- Led Northwestern to its second-ever NCAA tournament appearance in 2023.
- Owner of two dogs: Smokey (chihuahua) and Stella (Labrador retriever/mutt mix); girlfriend owns Ivy (golden retriever), so three dogs total in their household.
- Sister, Annemarie, attends VCOM in Blacksburg.
- Earned undergraduate degree in learning and organization change in 2022 from Northwestern.
- Close to finishing first master's degree in sports administration from Northwestern.
- Pursuing a master's degree in applied animal behavior and welfare.

## 2023-24 GAME-BY-GAME STATS

Opponent	Date	GS	MIN	Total		3-Pointers		Free throws		Rebounds				PF	A	TO	BLK	STL	PTS	AVG	
				FG-FGA	PCT	3FG-3FGA	PCT	FT-FTA	PCT	OFF	DEF	TOT	AVG								
Coppin St.	11/06/2023	*	14:47	1-4	.250	0-2	.000	0-0	.000	1	1	2	2.0	4	0	3	1	0	2	2.0	
vs South Carolina	11/10/2023	*	17:11	3-5	.600	1-3	.333	0-0	.000	1	0	1	1.5	0	1	0	1	0	7	4.5	
Campbell	11/15/2023	*	27:49	2-5	.400	0-2	.000	2-2	1.000	0	3	3	2.0	1	1	0	2	2	6	5.0	
Wofford	11/19/2023	*	23:25	1-3	.333	0-1	.000	1-2	.500	0	4	4	2.5	4	1	3	3	1	3	4.5	
vs Boise St.	11/23/2023	*	28:22	1-3	.333	0-0	.000	2-2	1.000	0	3	3	2.6	4	1	2	1	4	4.4		
vs Iowa St.	11/24/2023	*	15:54	1-4	.250	0-2	.000	2-2	1.000	1	1	2	2.5	4	0	0	0	0	4	4.3	
vs Fla. Atlantic	11/26/2023	*	17:01	0-2	.000	0-0	.000	0-0	.000	1	1	2	2.4	0	1	0	0	2	0	3.7	
at Auburn	11/29/2023	*	10:48	0-1	.000	0-1	.000	2-2	1.000	0	2	2	2.4	5	0	1	1	0	2	3.5	
Louisville	12/03/2023	*	12:47	1-7	.143	0-4	.000	0-0	.000	0	1	1	2.2	0	0	0	1	0	2	3.3	
Valparaiso	12/09/2023		21:13	3-6	.500	2-4	.500	1-2	.500	1	3	4	2.4	1	3	3	1	0	9	3.9	
<b>Totals</b>			<b>9</b>	<b>189:17</b>	<b>13-40</b>	<b>.325</b>	<b>3-19</b>	<b>.158</b>	<b>10-12</b>	<b>.833</b>	<b>5</b>	<b>19</b>	<b>24</b>	<b>2.4</b>	<b>23</b>	<b>8</b>	<b>11</b>	<b>12</b>	<b>6</b>	<b>39</b>	<b>3.9</b>

### Player Averages

Games Played	Minutes/game	Points/game	FG Pct	3FG Pct	FT Pct	Rebounds/game	Assists/game	Turnovers/game	Assist/Turnover ratio	Steals/game	Blocks/game
10	18.9	3.9	32.5	15.8	83.3	2.4	0.8	1.1	0.7	0.6	1.2

## PRODUCTION TRACKER

	This Season	Career
Scored 10+ Points	-	24
Scored 20+ Points	-	2
Led Tech in Scoring	-	-
Had 10+ Rebounds	-	3
Led Tech in Rebounding	-	-
Had a Double-Double	-	2
Shot over 50% from the floor	2	31
Made 3+ 3FGs	-	7
Shot 5+ Free Throws	-	2



# 33 MICHAEL WARD

**SOPHOMORE** Guard | 6-2 | 175 | Business  
Bethesda, Maryland | Walt Whitman



## SEASON/CAREER BESTS

### POINTS

Season -  
Career -

### REBOUNDS

Season -  
Career -

### ASSISTS

Season -  
Career -

### BLOCKS

Season -  
Career -

### STEALS

Season -  
Career -

### MINUTES

Season 1 vs. Valparaiso (12/9/23)  
Career 2 vs. Dayton (12/7/22)

### FIELD GOALS MADE

Season -  
Career -

### FIELD GOALS ATTEMPTED

Season -  
Career 2 at Louisville (2/28/23)

### 3-PT. FIELD GOALS MADE

Season -  
Career -

### 3-PT. FIELD GOALS ATTEMPTED

Season -  
Career 1 at Louisville (2/28/23)

### FREE THROWS MADE

Season -  
Career -

### FREE THROWS ATTEMPTED

Season -  
Career -

- Recruited as a preferred walk-on.
- Appeared in six games, logging a total of six minutes in 2022-23.
- Averaged 15.1 points, 5.7 rebounds, 1.9 assists, and 1.4 steals per game for Whitman in 2021-22.
- Shot 38% from 3-point range (57-149) and helped lead the Vikings to a 13-9 overall record and a berth in the 4A West Regional semifinals.
- Named First-Team 4A South Division and to the Montgomery County 4A South All-Division Team.

## 2023-24 GAME-BY-GAME STATS

Opponent	Date	GS	MIN	Total		3-Pointers		Free throws		Rebounds				PF	A	TO	BLK	STL	PTS	AVG
				FG-FGA	PCT	3FG-3FGA	PCT	FT-FTA	PCT	OFF	DEF	TOT	AVG							
Valparaiso	12/09/2023		00:52	0-0	.000	0-0	.000	0-0	.000	0	0	0	0.0	0	0	0	0	0	0	0.0
<b>Totals</b>		<b>0</b>	<b>00:52</b>	<b>0-0</b>	<b>.000</b>	<b>0-0</b>	<b>.000</b>	<b>0-0</b>	<b>.000</b>	<b>0</b>	<b>0</b>	<b>0</b>	<b>0.0</b>	<b>0</b>	<b>0</b>	<b>0</b>	<b>0</b>	<b>0</b>	<b>0</b>	<b>0.0</b>

## Player Averages

Games Played	Minutes/game	Points/game	FG Pct	3FG Pct	FT Pct	Rebounds/game	Assists/game	Turnovers/game	Assist/Turnover ratio	Steals/game	Blocks/game
1	0.9	0.0	0.0	0.0	0.0	0.0	0.0	0.0	0.0	0.0	0.0

## PRODUCTION TRACKER

	This Season
Scored 5+ Points	-
Scored 10+ Points	-
Made Multiple 3FGs	-
Made 3+ 3FGs	-
Led Tech in 3FGM	-
Shot over 40% from 3	-
Played 5+ Minutes	-
Had Multiple Assists	-
Had Multiple Steals	-



## CAREER STATS

SEASON	TEAM	GP-GS	MIN/AVG	FG-FGA	FG%	3FG-3FGA	3FG%	FT-FTA	FT%	OFF	DEF	TOT	AVG	PF-FO	A	TO	BLK	STL	PTS	AVG
2022-23	VT	6-0	6/1.0	0-2	.000	0-1	.000	0-0	.000	0	0	0	0.0	0-0	0	1	0	0	0	0.0
2023-24	VT	1-0	1/0.9	0-0	.000	0-0	.000	0-0	.000	0	0	0	0.0	0-0	0	0	0	0	0	0.0
<b>TOTAL</b>		<b>7-0</b>	<b>7/1.0</b>	<b>0-2</b>	<b>.000</b>	<b>0-1</b>	<b>.000</b>	<b>0-0</b>	<b>.000</b>	<b>0</b>	<b>0</b>	<b>0</b>	<b>0.0</b>	<b>0-0</b>	<b>0</b>	<b>1</b>	<b>0</b>	<b>0</b>	<b>0</b>	<b>0.0</b>



# 34 MYLYJAE POTEAAT

SENIOR Forward | 6-9 | 265 | Sociology  
Reidsville, North Carolina | Rice



## SEASON/CAREER BESTS

### POINTS

Season 9 (2x), last vs. South Carolina (11/10/23)  
Career 18 vs. UAB (1/8/22)

### REBOUNDS

Season 6 vs. Valparaiso (12/9/23)  
Career 11 vs. Ohio (3/19/22)

### ASSISTS

Season 2 (2x), last vs. Valparaiso (12/9/23)  
Career 3 vs. Jarvis Christian (2/8/22)

### BLOCKS

Season 1 (2x), last vs. Iowa State (11/24/23)  
Career 1 (17x), last vs. Boise State (11/23/23)

### STEALS

Season 1 (3x), last vs. FAU (11/26/23)  
Career 2 at Western Kentucky (2/13/21)

### MINUTES

Season 16 vs. Louisville (12/3/23)  
Career 25 vs. Clemson (1/4/23)

### FIELD GOALS MADE

Season 4 vs. Coppin State (11/6/23)  
Career 7 at Western Kentucky (1/13/22)

### FIELD GOALS ATTEMPTED

Season 5 vs. Coppin State (11/6/23)  
Career 10 at Western Kentucky (1/13/22)

### 3-PT. FIELD GOALS MADE

Season -  
Career -

### 3-PT. FIELD GOALS ATTEMPTED

Season -  
Career 1 at UAB (1/23/21)

### FREE THROWS MADE

Season 3 vs. South Carolina (11/10/23)  
Career 9 at Louisiana Tech (1/27/22)

### FREE THROWS ATTEMPTED

Season 4 (2x), last vs. FAU (11/26/23)  
Career 10 at Louisiana Tech (1/27/22)

- Has drawn high praise from Coach Young since arriving in Blacksburg – credits his footwork and hands. *Name pronounced: muh-LIE-juhl POH-teet*
- Going into his senior season in the best shape he's ever been.
- Dialed up a season-high 15 points in Tech's 79-72 win over Pitt in 2022-23.
- All-ACC Academic Team honoree in 2022-23.
- Finished with a 64.2% field-goal percentage in his first season in Blacksburg.
- Tallied 311 career points and 172 career rebounds at Rice.
- Averaged 6.8 points and 3.7 rebounds per game for his career as an Owl.
- Recorded a pair of double-doubles in 2021-22.
- Connected on 70.2% (87-124) of his attempts from the floor in two seasons at Rice.
- One of five players to play all 33 games for the Owls in 2021-22.
- His 62.0 field-goal percentage was the seventh-highest in a season in program history in 2021-22.
- Reached double-figure scoring 14 times in 2021-22, leading the Owls in scoring and rebounding five times.

## 2023-24 GAME-BY-GAME STATS

Opponent	Date	GS	MIN	Total		3-Pointers		Free throws		Rebounds				PF	A	TO	BLK	STL	PTS	AVG	
				FG-FGA	PCT	3FG-3FGA	PCT	FT-FTA	PCT	OFF	DEF	TOT	AVG								
Coppin St.	11/06/2023		15:25	4-5	.800	0-0	.000	1-2	.500	1	2	3	3.0	1	1	0	0	0	9	9.0	
vs South Carolina	11/10/2023		13:30	3-3	1.000	0-0	.000	3-4	.750	1	0	1	2.0	2	0	1	0	1	9	9.0	
Campbell	11/15/2023		14:18	3-4	.750	0-0	.000	2-2	1.000	2	1	3	2.3	1	0	1	0	0	8	8.7	
Wofford	11/19/2023		14:19	2-3	.667	0-0	.000	0-0	.000	3	2	5	3.0	2	2	0	1	4	7.5		
vs Boise St.	11/23/2023		10:51	2-2	1.000	0-0	.000	0-0	.000	1	0	1	2.6	3	1	0	1	0	4	6.8	
vs Iowa St.	11/24/2023		10:57	0-1	.000	0-0	.000	1-2	.500	2	0	2	2.5	0	1	0	1	0	1	5.8	
vs Fla. Atlantic	11/26/2023		15:12	2-3	.667	0-0	.000	2-4	.500	0	2	2	2.4	0	1	1	0	1	6	5.9	
at Auburn	11/29/2023		09:11	1-4	.250	0-0	.000	2-2	1.000	1	1	2	2.4	2	0	0	0	0	4	5.6	
Louisville	12/03/2023		15:13	3-4	.750	0-0	.000	1-1	1.000	0	2	2	2.3	2	1	0	0	7	5.8		
Valparaiso	12/09/2023		13:09	3-4	.750	0-0	.000	0-0	.000	2	4	6	2.7	2	2	0	0	6	5.8		
<b>Totals</b>			<b>0</b>	<b>132:05</b>	<b>23-33</b>	<b>.697</b>	<b>0-0</b>	<b>.000</b>	<b>12-17</b>	<b>.706</b>	<b>13</b>	<b>14</b>	<b>27</b>	<b>2.7</b>	<b>15</b>	<b>9</b>	<b>5</b>	<b>2</b>	<b>3</b>	<b>58</b>	<b>5.8</b>

## Player Averages

Games Played	Minutes/game	Points/game	FG Pct	3FG Pct	FT Pct	Rebounds/game	Assists/game	Turnovers/game	Assist/Turnover ratio	Steals/game	Blocks/game
10	13.2	5.8	69.7	0.0	70.6	2.7	0.9	0.5	1.8	0.3	0.2

## PRODUCTION TRACKER

	This Season	Career
Scored 10+ Points	-	17
Had 10+ Rebounds	-	2
Had Multiple Blocks	-	-
Led Tech in Blocks	1	2
Had Multiple Steals	-	1
Shot over 50% from the floor	8	51
Played 10+ Minutes	9	54
Shot 5+ Free Throws	-	11
Had Multiple Dunks	-	3



## CAREER STATS

SEASON	TEAM	GP-GS	MIN/AVG	FG-FGA	FG%	3FG-3FGA	3FG%	FT-FTA	FT%	OFF	DEF	TOT	AVG	PF-FO	A	TO	BLK	STL	PTS	AVG
2020-21	Rice	13-0	131/10.1	19-29	.655	0-1	.000	20-25	.800	11	24	35	2.7	25-0	6	15	4	3	58	4.5
2021-22	Rice	33-3	454/13.8	93-150	.620	0-0	.000	67-99	.677	58	79	137	4.2	67-1	12	40	8	4	253	7.7
2022-23	VT	34-0	297/8.7	34-53	.642	0-0	.000	49-66	.742	28	39	67	2.0	49-0	10	16	5	5	117	3.4
2023-24	VT	10-0	132/13.2	23-33	.697	0-0	.000	12-17	.706	13	14	27	2.7	15-0	9	5	2	3	58	5.8
<b>TOTAL FOR VT</b>		<b>44-0</b>	<b>429/9.7</b>	<b>57-86</b>	<b>.663</b>	<b>0-0</b>	<b>.000</b>	<b>61-83</b>	<b>.735</b>	<b>41</b>	<b>53</b>	<b>94</b>	<b>2.1</b>	<b>64-0</b>	<b>19</b>	<b>21</b>	<b>7</b>	<b>8</b>	<b>175</b>	<b>4.0</b>
<b>TOTAL</b>		<b>90-3</b>	<b>1013/11.3</b>	<b>169-265</b>	<b>.638</b>	<b>0-1</b>	<b>.000</b>	<b>148-207</b>	<b>.715</b>	<b>110</b>	<b>156</b>	<b>266</b>	<b>3.0</b>	<b>156-1</b>	<b>37</b>	<b>76</b>	<b>19</b>	<b>15</b>	<b>486</b>	<b>5.4</b>

# 55 CONNER VENABLE

**FRESHMAN** Guard | 6-3 | 190 | Multimedia Journalism and Architecture  
Washington, D.C. | The Heights School



## SEASON/CAREER BESTS

### POINTS

Season -  
Career -

### REBOUNDS

Season 1 vs. Valparaiso (12/9/23)  
Career 1 vs. Valparaiso (12/9/23)

### ASSISTS

Season -  
Career -

### BLOCKS

Season -  
Career -

### STEALS

Season -  
Career -

### MINUTES

Season 1 vs. Valparaiso (12/9/23)  
Career 1 vs. Valparaiso (12/9/23)

### FIELD GOALS MADE

Season -  
Career -

### FIELD GOALS ATTEMPTED

Season 1 vs. Valparaiso (12/9/23)  
Career 1 vs. Valparaiso (12/9/23)

### 3-PT. FIELD GOALS MADE

Season -  
Career -

### 3-PT. FIELD GOALS ATTEMPTED

Season -  
Career -

### FREE THROWS MADE

Season -  
Career -

### FREE THROWS ATTEMPTED

Season -  
Career -

## CAREER STATS

SEASON	TEAM	GP-GS	MIN/AVG	FG-FGA	FG%	3FG-3FGA	3FG%	FT-FTA	FT%	OFF	DEF	TOT	AVG	PF-FO	A	TO	BLK	STL	PTS	AVG	
2023-24	VT	1-0	1/0.9	0-1	.000	0-0	.000	0-0	.000	1	0	1	1.0	0-0	0	0	0	0	0	0	0.0
<b>TOTAL</b>		<b>1-0</b>	<b>1/0.9</b>	<b>0-1</b>	<b>.000</b>	<b>0-0</b>	<b>.000</b>	<b>0-0</b>	<b>.000</b>	<b>1</b>	<b>0</b>	<b>1</b>	<b>1.0</b>	<b>0-0</b>	<b>0</b>	<b>0</b>	<b>0</b>	<b>0</b>	<b>0</b>	<b>0</b>	<b>0.0</b>

- Recruited as a preferred walk-on.
- Two-time WCAC All-Conference Honorable Mention in 2021-22 and 2022-2023 at The Heights School in Potomac, Md.
- As the Cavaliers' leading scorer, averaged 25.5 points, 7.2 rebounds, 6.5 assists, 4.1 steals per game across a three-year career at The Heights School.
- Led the Cavaliers' to their first WCAC win in two years.
- Brother Ra'Mond Hines played at Georgetown (2014-18) and competed in the 2015 NCAA tournament.

## 2023-24 GAME-BY-GAME STATS

Opponent	Date	GS	MIN	Total		3-Pointers		Free throws		Rebounds				PF A TO BLK STL PTS AVG							
				FG-FGA	PCT	3FG-3FGA	PCT	FT-FTA	PCT	OFF	DEF	TOT	AVG	PF	A	TO	BLK	STL	PTS	AVG	
Valparaiso	12/09/2023		00:52	0-1	.000	0-0	.000	0-0	.000	1	0	1	1.0	0	0	0	0	0	0	0	0.0
<b>Totals</b>		<b>0</b>	<b>00:52</b>	<b>0-1</b>	<b>.000</b>	<b>0-0</b>	<b>.000</b>	<b>0-0</b>	<b>.000</b>	<b>1</b>	<b>0</b>	<b>1</b>	<b>1.0</b>	<b>0</b>	<b>0</b>	<b>0</b>	<b>0</b>	<b>0</b>	<b>0</b>	<b>0</b>	<b>0.0</b>

## Player Averages

Games Played	Minutes/game	Points/game	FG Pct	3FG Pct	FT Pct	Rebounds/game	Assists/game	Turnovers/game	Assist/Turnover ratio	Steals/game	Blocks/game
1	0.9	0.0	0.0	0.0	0.0	1.0	0.0	0.0	0.0	0.0	0.0

## PRODUCTION TRACKER

	This Season
Scored 5+ Points	-
Scored 10+ Points	-
Made Multiple 3FGs	-
Made 3+ 3FGs	-
Led Tech in 3FGM	-
Shot over 40% from 3	-
Played 5+ Minutes	-
Had Multiple Assists	-
Had Multiple Steals	-



# VIRGINIA TECH MEN'S BASKETBALL

## COMBINED TEAM STATS

### Game Records

Record	Overall	Home	Away	Neutral
ALL GAMES	7-3	5-0	0-1	2-2
CONFERENCE	1-0	1-0	0-0	0-0
NON-CONFERENCE	6-3	4-0	0-1	2-2

### Score by Periods

Team	1st	2nd	OT	TOT
Virginia Tech	344	397	0	741
Opponents	296	371	0	667

### Team Box Score

No.	Player				Total		3-Point		F-Throw		Rebounds											
		GP-GS	MIN	AVG	FG-FGA	FG%	3FG-3FGA	3FG%	FT-FTA	FT%	OFF	DEF	TOT	AVG	PF	DQ	A	TO	BLK	STL	PTS	AVG
0	CATTOOR, Hunter	10-10	327:24	32.7	41-95	.432	27-71	.380	41-45	.911	2	26	28	2.8	23	1	15	14	1	8	150	15.0
15	KIDD, Lynn	10-10	251:31	25.2	55-81	.679	0-0	.000	40-46	.870	17	56	73	7.3	16	0	12	17	3	6	150	15.0
3	PEDULLA, Sean	9-9	263:43	29.3	40-105	.381	12-35	.343	31-40	.775	5	33	38	4.2	19	0	41	27	0	9	123	13.7
23	NICKEL, Tyler	9-3	217:48	24.2	21-52	.404	14-38	.368	13-18	.722	8	13	21	2.3	11	0	13	6	3	5	69	7.7
34	POTEAT, Mylyjael	10-0	132:05	13.2	23-33	.697	0-0	.000	12-17	.706	13	14	27	2.7	15	0	9	5	2	3	58	5.8
2	COLLINS, MJ	9-7	195:00	21.7	13-57	.228	3-16	.188	15-15	1.000	4	14	18	2.0	12	0	19	8	1	12	44	4.9
4	LONG, Mekhi	10-1	201:37	20.2	16-36	.444	0-6	.000	12-22	.545	16	37	53	5.3	26	2	12	13	0	8	44	4.4
31	BERAN, Robbie	10-9	189:17	18.9	13-40	.325	3-19	.158	10-12	.833	5	19	24	2.4	23	1	8	11	12	6	39	3.9
11	CAMDEN, John	5-0	30:51	6.2	5-12	.417	5-8	.625	3-5	.600	4	7	11	2.2	3	0	1	3	0	1	18	3.6
10	RECHSTEINER, Brandon	10-1	106:33	10.7	8-21	.381	6-17	.353	6-7	.857	2	4	6	0.6	6	0	15	5	0	2	28	2.8
13	YOUNG, Jaydon	8-0	77:17	9.7	5-18	.278	5-12	.417	2-2	1.000	0	7	7	0.9	4	0	9	4	0	4	17	2.1
5	WESSLER, Patrick	3-0	05:09	1.7	0-2	.000	0-0	.000	1-2	.500	1	3	4	1.3	0	0	1	0	0	0	1	0.3
33	WARD, Michael	1-0	00:52	0.9	0-0	.000	0-0	.000	0-0	.000	0	0	0	0.0	0	0	0	0	0	0	0	0.0
55	VENABLE, Conner	1-0	00:52	0.9	0-1	.000	0-0	.000	0-0	.000	1	0	1	1.0	0	0	0	0	0	0	0	0.0
Team											19	15	34					5				
<b>Total</b>		<b>10</b>	<b>2000</b>		<b>240-553</b>	<b>.434</b>	<b>75-222</b>	<b>.338</b>	<b>186-231</b>	<b>.805</b>	<b>97</b>	<b>248</b>	<b>345</b>	<b>34.5</b>	<b>158</b>	<b>4</b>	<b>155</b>	<b>118</b>	<b>22</b>	<b>64</b>	<b>741</b>	<b>74.1</b>
<b>Opponents</b>		<b>10</b>	<b>2000</b>		<b>239-554</b>	<b>.431</b>	<b>66-211</b>	<b>.313</b>	<b>123-173</b>	<b>.711</b>	<b>90</b>	<b>228</b>	<b>318</b>	<b>31.8</b>	<b>182</b>	<b>2</b>	<b>115</b>	<b>140</b>	<b>35</b>	<b>63</b>	<b>667</b>	<b>66.7</b>

### Team Statistics

	VT	OPP
<b>Scoring</b>	<b>741</b>	<b>667</b>
Points per game	74.1	66.7
Scoring margin	+7.4	-
<b>Field goals-att</b>	<b>240-553</b>	<b>239-554</b>
Field goal pct	.434	.431
<b>3 point fg-att</b>	<b>75-222</b>	<b>66-211</b>
3-point FG pct	.338	.313
3-pt FG made per game	7.5	6.6
<b>Free throws-att</b>	<b>186-231</b>	<b>123-173</b>
Free throw pct	.805	.711
F-Throws made per game	18.6	12.3
<b>Rebounds</b>	<b>345</b>	<b>318</b>
Rebounds per game	34.5	31.8
Rebounding margin	+2.7	-
<b>Assists</b>	<b>155</b>	<b>115</b>
Assists per game	15.5	11.5
<b>Turnovers</b>	<b>118</b>	<b>140</b>
Turnovers per game	11.8	14.0
Turnover margin	+2.2	-
Assist/turnover ratio	1.3	0.8
<b>Steals</b>	<b>64</b>	<b>63</b>
Steals per game	6.4	6.3
<b>Blocks</b>	<b>22</b>	<b>35</b>
Blocks per game	2.2	3.5
<b>Winning streak</b>	<b>2</b>	<b>-</b>
Home win streak	5	-
<b>Attendance</b>	<b>34438</b>	<b>9121</b>
Home games-Avg/Game	5-6888	1-9121
Neutral site-Avg/Game	-	4-3587

### Team Results

Date	Opponent		Score	Att.
11/06/2023	Coppin St.	W	100-55	8925
11/10/2023	vs South Carolina	L	77-79	6783
11/15/2023	Campbell	W	60-44	5899
11/19/2023	Wofford	W	98-76	4582
11/23/2023	vs Boise St.	W	82-75	2458
11/24/2023	vs Iowa St.	W	71-62	2579
11/26/2023	vs Fla. Atlantic	L	50-84	2528
11/29/2023	at Auburn	L	57-74	9121
12/03/2023	Louisville	W	75-68	8925
12/09/2023	Valparaiso	W	71-50	6107

# VIRGINIA TECH MEN'S BASKETBALL

## COMBINED TEAM STATS (ACC ONLY)

### Game Records

Record	Overall	Home	Away	Neutral
ALL GAMES	1-0	1-0	0-0	0-0
CONFERENCE	1-0	1-0	0-0	0-0
NON-CONFERENCE	0-0	0-0	0-0	0-0

### Score by Periods

Team	1st	2nd	OT	TOT
Virginia Tech	30	45	0	75
Opponents	31	37	0	68

### Team Box Score

No.	Player	Total					3-Point			F-Throw		Rebounds				Other						
		GP-GS	MIN	AVG	FG-FGA	FG%	3FG-3FGA	3FG%	FT-FTA	FT%	OFF	DEF	TOT	AVG	PF	DQ	A	TO	BLK	STL	PTS	AVG
2	COLLINS, MJ	1-0	23:49	23.8	5-10	.500	3-3	1.000	7-7	1.000	2	2	4	4.0	3	0	4	1	0	0	20	20.0
15	KIDD, Lynn	1-1	24:39	24.7	8-13	.615	0-0	.000	3-4	.750	0	4	4	4.0	4	0	1	1	0	0	19	19.0
0	CATTOOR, Hunter	1-1	38:27	38.5	3-6	.500	1-3	.333	5-5	1.000	1	2	3	3.0	2	0	2	2	0	3	12	12.0
3	PEDULLA, Sean	1-1	26:19	26.3	2-6	.333	0-3	.000	4-6	.667	1	4	5	5.0	4	0	4	4	0	0	8	8.0
34	POTEAT, Mylyjael	1-0	15:13	15.2	3-4	.750	0-0	.000	1-1	1.000	0	2	2	2.0	2	0	1	0	0	7	7.0	
4	LONG, Mekhi	1-0	27:20	27.3	1-3	.333	0-1	.000	2-4	.500	2	6	8	8.0	0	0	1	1	0	2	4	4.0
23	NICKEL, Tyler	1-1	24:48	24.8	1-6	.167	1-6	.167	0-0	.000	0	2	2	2.0	2	0	2	0	1	1	3	3.0
31	BERAN, Robbie	1-1	12:47	12.8	1-7	.143	0-4	.000	0-0	.000	0	1	1	1.0	0	0	0	0	1	0	2	2.0
13	YOUNG, Jaydon	1-0	03:06	3.1	0-0	.000	0-0	.000	0-0	.000	0	0	0	0.0	0	0	0	0	0	0	0	0.0
10	RECHSTEINER, Brandon	1-0	03:31	3.5	0-0	.000	0-0	.000	0-0	.000	0	0	0	0.0	0	0	1	0	0	0	0	0.0
Team											2	1	3				1					
<b>Total</b>		<b>1</b>	<b>200</b>		<b>24-55</b>	<b>.436</b>	<b>5-20</b>	<b>.250</b>	<b>22-27</b>	<b>.815</b>	<b>8</b>	<b>24</b>	<b>32</b>	<b>32.0</b>	<b>17</b>	<b>0</b>	<b>16</b>	<b>10</b>	<b>2</b>	<b>6</b>	<b>75</b>	<b>75.0</b>
<b>Opponents</b>		<b>1</b>	<b>200</b>		<b>23-57</b>	<b>.404</b>	<b>6-19</b>	<b>.316</b>	<b>16-18</b>	<b>.889</b>	<b>9</b>	<b>24</b>	<b>33</b>	<b>33.0</b>	<b>21</b>	<b>0</b>	<b>11</b>	<b>14</b>	<b>4</b>	<b>6</b>	<b>68</b>	<b>68.0</b>

### Team Statistics

	VT	OPP
<b>Scoring</b>	<b>75</b>	<b>68</b>
Points per game	75.0	68.0
Scoring margin	+7.0	-
<b>Field goals-att</b>	<b>24-55</b>	<b>23-57</b>
Field goal pct	.436	.404
<b>3 point fg-att</b>	<b>5-20</b>	<b>6-19</b>
3-point FG pct	.250	.316
3-pt FG made per game	5.0	6.0
<b>Free throws-att</b>	<b>22-27</b>	<b>16-18</b>
Free throw pct	.815	.889
F-Throws made per game	22.0	16.0
<b>Rebounds</b>	<b>32</b>	<b>33</b>
Rebounds per game	32.0	33.0
Rebounding margin	-1.0	-
<b>Assists</b>	<b>16</b>	<b>11</b>
Assists per game	16.0	11.0
<b>Turnovers</b>	<b>10</b>	<b>14</b>
Turnovers per game	10.0	14.0
Turnover margin	+4.0	-
Assist/turnover ratio	1.6	0.8
<b>Steals</b>	<b>6</b>	<b>6</b>
Steals per game	6.0	6.0
<b>Blocks</b>	<b>2</b>	<b>4</b>
Blocks per game	2.0	4.0
<b>Winning streak</b>	<b>1</b>	<b>-</b>
Home win streak	1	-
<b>Attendance</b>	<b>8925</b>	<b>0</b>
Home games-Avg/Game	1-8925	0-0
Neutral site-Avg/Game	-	0-0

### Team Results

Date	Opponent	Score	Att.
12/03/2023	Louisville	W 75-68	8925

## TEAM GAME-BY-GAME

Opponent	Date	Score	W	Total		3-Pointers		Free throws		Rebounds										
				FG-FGA	PCT	3FG-3FGA	PCT	FT-FTA	PCT	OFF	DEF	TOT	AVG	PF	A	TO	BLK	STL	PTS	AVG
Coppin St.	11/06/2023	100-55	W	32-62	.516	13-31	.419	23-29	.793	14	29	43	43.0	16	29	11	4	9	100	100.0
vs South Carolina	11/10/2023	77-79	L	26-52	.500	7-22	.318	18-22	.818	6	17	23	33.0	12	13	5	1	8	77	88.5
Campbell	11/15/2023	60-44	W	22-58	.379	4-19	.211	12-15	.800	9	25	34	33.3	11	14	7	3	6	60	79.0
Wofford	11/19/2023	98-76	W	33-58	.569	10-20	.500	22-26	.846	9	27	36	34.0	20	20	11	4	6	98	83.8
vs Boise St.	11/23/2023	82-75	W	26-55	.473	7-18	.389	23-27	.852	4	24	28	32.8	19	14	9	4	6	82	83.4
vs Iowa St.	11/24/2023	71-62	W	20-49	.408	11-28	.393	20-23	.870	8	27	35	33.2	18	16	15	1	7	71	81.3
vs Fla. Atlantic	11/26/2023	50-84	L	20-60	.333	2-17	.118	8-13	.615	9	20	29	32.6	10	8	14	0	6	50	76.9
at Auburn	11/29/2023	57-74	L	14-51	.275	6-20	.300	23-31	.742	17	27	44	34.0	25	7	21	2	5	57	74.4
Louisville	12/03/2023	75-68	W	24-55	.436	5-20	.250	22-27	.815	8	24	32	33.8	17	16	10	2	6	75	74.4
Valparaiso	12/09/2023	71-50	W	23-53	.434	10-27	.370	15-18	.833	13	28	41	34.5	10	18	15	1	5	71	74.1
<b>Total</b>		<b>741</b>		<b>240-553</b>	<b>.434</b>	<b>75-222</b>	<b>.338</b>	<b>186-231</b>	<b>.805</b>	<b>97</b>	<b>248</b>	<b>345</b>	<b>34.5</b>	<b>158</b>	<b>155</b>	<b>118</b>	<b>22</b>	<b>64</b>	<b>741</b>	<b>74.1</b>
Opponents		667		239-554	.431	66-211	.313	123-173	.711	90	228	318	31.8	182	115	140	35	63	667	66.7

### Virginia Tech Averages

Games Played	Points/game	FG Pct	3FG Pct	FT Pct	Rebounds/game	Assists/game	Turnovers/game	Assist/Turnover ratio	Steals/game	Blocks/game
10	74.1	43.4	33.8	80.5	34.5	15.5	11.8	1.3	6.4	2.2

# VIRGINIA TECH MEN'S BASKETBALL

## OPPONENTS GAME-BY-GAME

Opponent	Date	Score	W	Total		3-Pointers		Free throws		Rebounds										
				FG-FGA	PCT	3FG-3FGA	PCT	FT-FTA	PCT	OFF	DEF	TOT	AVG	PF	A	TO	BLK	STL	PTS	AVG
Coppin St.	11/06/2023	100-55	W	19-51	.373	5-17	.294	12-18	.667	4	18	22	22.0	21	5	19	4	6	55	55.0
vs South Carolina	11/10/2023	77-79	L	31-55	.564	10-21	.476	7-8	.875	8	22	30	26.0	16	16	10	2	2	79	67.0
Campbell	11/15/2023	60-44	W	14-51	.275	5-19	.263	11-16	.688	14	24	38	30.0	13	10	16	3	4	44	59.3
Wofford	11/19/2023	98-76	W	26-61	.426	13-31	.419	11-16	.688	10	18	28	29.5	20	13	15	4	3	76	63.5
vs Boise St.	11/23/2023	82-75	W	27-57	.474	8-21	.381	13-16	.813	8	27	35	30.6	20	10	16	3	3	75	65.8
vs Iowa St.	11/24/2023	71-62	W	21-50	.420	5-21	.238	15-26	.577	9	21	30	30.5	19	12	13	1	9	62	65.2
vs Fla. Atlantic	11/26/2023	50-84	L	33-58	.569	9-22	.409	9-11	.818	6	34	40	31.9	15	16	15	5	10	84	67.9
at Auburn	11/29/2023	57-74	L	24-62	.387	2-16	.125	24-36	.667	17	23	40	32.9	22	12	8	7	11	74	68.6
Louisville	12/03/2023	75-68	W	23-57	.404	6-19	.316	16-18	.889	9	24	33	32.9	21	11	14	4	6	68	68.6
Valparaiso	12/09/2023	71-50	W	21-52	.404	3-24	.125	5-8	.625	5	17	22	31.8	15	10	14	2	9	50	66.7
<b>Total</b>		<b>667</b>		<b>239-554</b>	<b>.431</b>	<b>66-211</b>	<b>.313</b>	<b>123-173</b>	<b>.711</b>	<b>90</b>	<b>228</b>	<b>318</b>	<b>31.8</b>	<b>182</b>	<b>115</b>	<b>140</b>	<b>35</b>	<b>63</b>	<b>667</b>	<b>66.7</b>
Virginia Tech		741		240-553	.434	75-222	.338	186-231	.805	97	248	345	34.5	158	155	118	22	64	741	74.1

### Opponents Averages

Games Played	Points/game	FG Pct	3FG Pct	FT Pct	Rebounds/game	Assists/game	Turnovers/game	Assist/Turnover ratio	Steals/game	Blocks/game
10	66.7	43.1	31.3	71.1	31.8	11.5	14.0	0.8	6.3	3.5

TEAM CATEGORY LEADERS

Points

##	Player	G	Pts	Pts/G
0	Cattoor, Hunter	10	150	15.0
15	Kidd, Lynn	10	150	15.0
3	Pedulla, Sean	9	123	13.7
23	Nickel, Tyler	9	69	7.7
34	Poteat, Mylyjael	10	58	5.8
2	Collins, MJ	9	44	4.9
4	Long, Mekhi	10	44	4.4
31	Beran, Robbie	10	39	3.9
10	Rechsteiner, Brandon	10	28	2.8
11	Camden, John	5	18	3.6
13	Young, Jaydon	8	17	2.1
5	Wessler, Patrick	3	1	0.3

Scoring Average

##	Player	G	Pts	Pts/G
0	Cattoor, Hunter	10	150	15.0
15	Kidd, Lynn	10	150	15.0
3	Pedulla, Sean	9	123	13.7
23	Nickel, Tyler	9	69	7.7
34	Poteat, Mylyjael	10	58	5.8
2	Collins, MJ	9	44	4.9
4	Long, Mekhi	10	44	4.4
31	Beran, Robbie	10	39	3.9
11	Camden, John	5	18	3.6
10	Rechsteiner, Brandon	10	28	2.8
13	Young, Jaydon	8	17	2.1
5	Wessler, Patrick	3	1	0.3

Field Goal Percentage

##	Player	FG	Att	Pct
34	Poteat, Mylyjael	23	33	.697
15	Kidd, Lynn	55	81	.679
4	Long, Mekhi	16	36	.444
0	Cattoor, Hunter	41	95	.432
11	Camden, John	5	12	.417
23	Nickel, Tyler	21	52	.404
3	Pedulla, Sean	40	105	.381
10	Rechsteiner, Brandon	8	21	.381
31	Beran, Robbie	13	40	.325
13	Young, Jaydon	5	18	.278
2	Collins, MJ	13	57	.228

Field Goal Attempts

##	Player	G	Att	Att/G
3	Pedulla, Sean	9	105	11.7
0	Cattoor, Hunter	10	95	9.5
15	Kidd, Lynn	10	81	8.1
2	Collins, MJ	9	57	6.3
23	Nickel, Tyler	9	52	5.8

Field Goals Made

##	Player	G	Made	Made/G
15	Kidd, Lynn	10	55	5.5
0	Cattoor, Hunter	10	41	4.1
3	Pedulla, Sean	9	40	4.4
34	Poteat, Mylyjael	10	23	2.3
23	Nickel, Tyler	9	21	2.3

3-Point FG Percentage

##	Player	3FG	Att	Pct
11	Camden, John	5	8	.625
13	Young, Jaydon	5	12	.417
0	Cattoor, Hunter	27	71	.380
23	Nickel, Tyler	14	38	.368
10	Rechsteiner, Brandon	6	17	.353
3	Pedulla, Sean	12	35	.343
2	Collins, MJ	3	16	.188
31	Beran, Robbie	3	19	.158

3-Point FG Attempts

##	Player	G	Att	Att/G
0	Cattoor, Hunter	10	71	7.1
23	Nickel, Tyler	9	38	4.2
3	Pedulla, Sean	9	35	3.9
31	Beran, Robbie	10	19	1.9
10	Rechsteiner, Brandon	10	17	1.7

3-Point FG Made

##	Player	G	Made	Made/G
0	Cattoor, Hunter	10	27	2.7
23	Nickel, Tyler	9	14	1.6
3	Pedulla, Sean	9	12	1.3
10	Rechsteiner, Brandon	10	6	0.6
11	Camden, John	5	5	1.0

TEAM CATEGORY LEADERS

Free Throw Percentage

##	Player	Made	Att	Pct
2	Collins, Mj	15	15	1.000
13	Young, Jaydon	2	2	1.000
0	Cattoor, Hunter	41	45	.911
15	Kidd, Lynn	40	46	.870
10	Rechsteiner, Brandon	6	7	.857
31	Beran, Robbie	10	12	.833
3	Pedulla, Sean	31	40	.775
23	Nickel, Tyler	13	18	.722
34	Poteat, Mylyjael	12	17	.706
11	Camden, John	3	5	.600
4	Long, Mekhi	12	22	.545
5	Wessler, Patrick	1	2	.500

Free Throw Attempts

##	Player	G	Att	Att/G
15	Kidd, Lynn	10	46	4.6
0	Cattoor, Hunter	10	45	4.5
3	Pedulla, Sean	9	40	4.4
4	Long, Mekhi	10	22	2.2
23	Nickel, Tyler	9	18	2.0

Free Throws Made

##	Player	G	Made	Made/G
0	Cattoor, Hunter	10	41	4.1
15	Kidd, Lynn	10	40	4.0
3	Pedulla, Sean	9	31	3.4
2	Collins, Mj	9	15	1.7
23	Nickel, Tyler	9	13	1.4

Rebounds

##	Player	G	Reb	Reb/G
15	Kidd, Lynn	10	73	7.3
4	Long, Mekhi	10	53	5.3
3	Pedulla, Sean	9	38	4.2
0	Cattoor, Hunter	10	28	2.8
34	Poteat, Mylyjael	10	27	2.7

Assists

##	Player	G	Ast	Ast/G
3	Pedulla, Sean	9	41	4.6
2	Collins, Mj	9	19	2.1
0	Cattoor, Hunter	10	15	1.5
10	Rechsteiner, Brandon	10	15	1.5
23	Nickel, Tyler	9	13	1.4

Rebounds Average

##	Player	G	Reb	Reb/G
15	Kidd, Lynn	10	73	7.3
4	Long, Mekhi	10	53	5.3
3	Pedulla, Sean	9	38	4.2
0	Cattoor, Hunter	10	28	2.8
34	Poteat, Mylyjael	10	27	2.7

Steals

##	Player	G	Stl	Stl/G
2	Collins, Mj	9	12	1.3
3	Pedulla, Sean	9	9	1.0
0	Cattoor, Hunter	10	8	0.8
4	Long, Mekhi	10	8	0.8
15	Kidd, Lynn	10	6	0.6

Offensive Rebounds

##	Player	G	OReb	OReb/G
15	Kidd, Lynn	10	17	1.7
4	Long, Mekhi	10	16	1.6
34	Poteat, Mylyjael	10	13	1.3
23	Nickel, Tyler	9	8	0.9
3	Pedulla, Sean	9	5	0.6

Blocked Shots

##	Player	G	Blk	Blk/G
31	Beran, Robbie	10	12	1.2
15	Kidd, Lynn	10	3	0.3
23	Nickel, Tyler	9	3	0.3
34	Poteat, Mylyjael	10	2	0.2
0	Cattoor, Hunter	10	1	0.1

Defensive Rebounds

##	Player	G	DReb	DReb/G
15	Kidd, Lynn	10	56	5.6
4	Long, Mekhi	10	37	3.7
3	Pedulla, Sean	9	33	3.7
0	Cattoor, Hunter	10	26	2.6
31	Beran, Robbie	10	19	1.9

Minutes

##	Player	G	Min	Min/G
0	Cattoor, Hunter	10	327	32:44
3	Pedulla, Sean	9	264	29:18
15	Kidd, Lynn	10	252	25:09
23	Nickel, Tyler	9	218	24:12
4	Long, Mekhi	10	202	20:10



TEAM CATEGORY LEADERS

Fouls

##	Player	G	PF	PF/G
4	Long, Mekhi	10	26	2.6
0	Cattoor, Hunter	10	23	2.3
31	Beran, Robbie	10	23	2.3
3	Pedulla, Sean	9	19	2.1
15	Kidd, Lynn	10	16	1.6

Turnovers

##	Player	G	TO	TO/G
3	Pedulla, Sean	9	27	3.0
15	Kidd, Lynn	10	17	1.7
0	Cattoor, Hunter	10	14	1.4
4	Long, Mekhi	10	13	1.3
31	Beran, Robbie	10	11	1.1

Foul Outs

##	Player	G	FO
4	Long, Mekhi	10	2
0	Cattoor, Hunter	10	1
31	Beran, Robbie	10	1

TEAM GAME HIGHS

Virginia Tech - Game Highs

<b>POINTS</b>	100	Coppin St. (11/06/2023)
	98	Wofford (11/19/2023)
	82	vs Boise St. (N) (11/23/2023)
	77	vs South Carolina (N) (11/10/2023)
	75	Louisville (12/03/2023)
<b>FIELD GOALS MADE</b>	33	Wofford (11/19/2023)
	32	Coppin St. (11/06/2023)
<b>FIELD GOAL ATTEMPTS</b>	62	Coppin St. (11/06/2023)
	60	vs Fla. Atlantic (N) (11/26/2023)
<b>FIELD GOAL PERCENTAGE</b>	.569 (33-58)	Wofford (11/19/2023)
	.516 (32-62)	Coppin St. (11/06/2023)
<b>3 PT FG MADE</b>	13	Coppin St. (11/06/2023)
	11	vs Iowa St. (N) (11/24/2023)
<b>3 PT FG ATTEMPTS</b>	31	Coppin St. (11/06/2023)
	28	vs Iowa St. (N) (11/24/2023)
<b>3 PT FG PERCENTAGE</b>	.500 (10-20)	Wofford (11/19/2023)
	.419 (13-31)	Coppin St. (11/06/2023)
<b>FREE THROWS MADE</b>	23	at Auburn (11/29/2023)
	23	vs Boise St. (N) (11/23/2023)
	23	Coppin St. (11/06/2023)
<b>FREE THROW ATTEMPTS</b>	31	at Auburn (11/29/2023)
	29	Coppin St. (11/06/2023)
<b>FREE THROW PERCENTAGE</b>	.870 (20-23)	vs Iowa St. (N) (11/24/2023)
	.852 (23-27)	vs Boise St. (N) (11/23/2023)
<b>REBOUNDS</b>	44	at Auburn (11/29/2023)
	43	Coppin St. (11/06/2023)
<b>ASSISTS</b>	29	Coppin St. (11/06/2023)
	20	Wofford (11/19/2023)
<b>STEALS</b>	9	Coppin St. (11/06/2023)
	8	vs South Carolina (N) (11/10/2023)
<b>BLOCKED SHOTS</b>	4	vs Boise St. (N) (11/23/2023)
	4	Wofford (11/19/2023)
	4	Coppin St. (11/06/2023)
<b>TURNOVERS</b>	21	at Auburn (11/29/2023)
	15	Valparaiso (12/09/2023)
	15	vs Iowa St. (N) (11/24/2023)
<b>FOULS</b>	25	at Auburn (11/29/2023)
	20	Wofford (11/19/2023)

OPPONENT GAME HIGHS

Opponent - Game Highs

<b>POINTS</b>	84	vs Fla. Atlantic (N) (11/26/2023)
	79	vs South Carolina (N) (11/10/2023)
	76	Wofford (11/19/2023)
	75	vs Boise St. (N) (11/23/2023)
	74	at Auburn (11/29/2023)
<b>FIELD GOALS MADE</b>	33	vs Fla. Atlantic (N) (11/26/2023)
	31	vs South Carolina (N) (11/10/2023)
<b>FIELD GOAL ATTEMPTS</b>	62	at Auburn (11/29/2023)
	61	Wofford (11/19/2023)
<b>FIELD GOAL PERCENTAGE</b>	.569 (33-58)	vs Fla. Atlantic (N) (11/26/2023)
	.564 (31-55)	vs South Carolina (N) (11/10/2023)
<b>3 PT FG MADE</b>	13	Wofford (11/19/2023)
	10	vs South Carolina (N) (11/10/2023)
<b>3 PT FG ATTEMPTS</b>	31	Wofford (11/19/2023)
	24	Valparaiso (12/09/2023)
<b>3 PT FG PERCENTAGE</b>	.476 (10-21)	vs South Carolina (N) (11/10/2023)
	.419 (13-31)	Wofford (11/19/2023)
<b>FREE THROWS MADE</b>	24	at Auburn (11/29/2023)
	16	Louisville (12/03/2023)
<b>FREE THROW ATTEMPTS</b>	36	at Auburn (11/29/2023)
	26	vs Iowa St. (N) (11/24/2023)
<b>FREE THROW PERCENTAGE</b>	.889 (16-18)	Louisville (12/03/2023)
	.875 (7-8)	vs South Carolina (N) (11/10/2023)
<b>REBOUNDS</b>	40	at Auburn (11/29/2023)
	40	vs Fla. Atlantic (N) (11/26/2023)
<b>ASSISTS</b>	16	vs Fla. Atlantic (N) (11/26/2023)
	16	vs South Carolina (N) (11/10/2023)
<b>STEALS</b>	11	at Auburn (11/29/2023)
	10	vs Fla. Atlantic (N) (11/26/2023)
<b>BLOCKED SHOTS</b>	7	at Auburn (11/29/2023)
	5	vs Fla. Atlantic (N) (11/26/2023)
<b>TURNOVERS</b>	19	Coppin St. (11/06/2023)
	16	vs Boise St. (N) (11/23/2023)
	16	Campbell (11/15/2023)
<b>FOULS</b>	22	at Auburn (11/29/2023)
	21	Louisville (12/03/2023)
	21	vs Boise St. (N) (11/23/2023)
	21	Coppin St. (11/06/2023)

TEAM GAME LOWS

Virginia Tech - Game Lows

<b>POINTS</b>	50		vs Fla. Atlantic (N) (11/26/2023)
	57		at Auburn (11/29/2023)
	60		Campbell (11/15/2023)
	71		Valparaiso (12/09/2023)
	71		vs Iowa St. (N) (11/24/2023)
<b>FIELD GOALS MADE</b>	14		at Auburn (11/29/2023)
	20		vs Fla. Atlantic (N) (11/26/2023)
	20		vs Iowa St. (N) (11/24/2023)
<b>FIELD GOAL ATTEMPTS</b>	49		vs Iowa St. (N) (11/24/2023)
	51		at Auburn (11/29/2023)
<b>FIELD GOAL PERCENTAGE</b>	.275	(14-51)	at Auburn (11/29/2023)
	.333	(20-60)	vs Fla. Atlantic (N) (11/26/2023)
<b>3 PT FG MADE</b>	2		vs Fla. Atlantic (N) (11/26/2023)
	4		Campbell (11/15/2023)
<b>3 PT FG ATTEMPTS</b>	17		vs Fla. Atlantic (N) (11/26/2023)
	18		vs Boise St. (N) (11/23/2023)
<b>3 PT FG PERCENTAGE</b>	.118	(2-17)	vs Fla. Atlantic (N) (11/26/2023)
	.211	(4-19)	Campbell (11/15/2023)
<b>FREE THROWS MADE</b>	8		vs Fla. Atlantic (N) (11/26/2023)
	12		Campbell (11/15/2023)
<b>FREE THROW ATTEMPTS</b>	13		vs Fla. Atlantic (N) (11/26/2023)
	15		Campbell (11/15/2023)
<b>FREE THROW PERCENTAGE</b>	.615	(8-13)	vs Fla. Atlantic (N) (11/26/2023)
	.742	(23-31)	at Auburn (11/29/2023)
<b>REBOUNDS</b>	23		vs South Carolina (N) (11/10/2023)
	28		vs Boise St. (N) (11/23/2023)
<b>ASSISTS</b>	7		at Auburn (11/29/2023)
	8		vs Fla. Atlantic (N) (11/26/2023)
<b>STEALS</b>	5		Valparaiso (12/09/2023)
	5		at Auburn (11/29/2023)
<b>BLOCKED SHOTS</b>	0		vs Fla. Atlantic (N) (11/26/2023)
	1		Valparaiso (12/09/2023)
	1		vs Iowa St. (N) (11/24/2023)
	1		vs South Carolina (N) (11/10/2023)
<b>TURNOVERS</b>	5		vs South Carolina (N) (11/10/2023)
	7		Campbell (11/15/2023)
<b>FOULS</b>	10		Valparaiso (12/09/2023)
	10		vs Fla. Atlantic (N) (11/26/2023)

OPPONENT GAME LOWS

Opponent - Game Lows

<b>POINTS</b>	44		Campbell (11/15/2023)
	50		Valparaiso (12/09/2023)
	55		Coppin St. (11/06/2023)
	62		vs Iowa St. (N) (11/24/2023)
	68		Louisville (12/03/2023)
<b>FIELD GOALS MADE</b>	14		Campbell (11/15/2023)
	19		Coppin St. (11/06/2023)
<b>FIELD GOAL ATTEMPTS</b>	50		vs Iowa St. (N) (11/24/2023)
	51		Campbell (11/15/2023)
	51		Coppin St. (11/06/2023)
<b>FIELD GOAL PERCENTAGE</b>	.275	(14-51)	Campbell (11/15/2023)
	.373	(19-51)	Coppin St. (11/06/2023)
<b>3 PT FG MADE</b>	2		at Auburn (11/29/2023)
	3		Valparaiso (12/09/2023)
<b>3 PT FG ATTEMPTS</b>	16		at Auburn (11/29/2023)
	17		Coppin St. (11/06/2023)
<b>3 PT FG PERCENTAGE</b>	.125	(3-24)	Valparaiso (12/09/2023)
	.125	(2-16)	at Auburn (11/29/2023)
<b>FREE THROWS MADE</b>	5		Valparaiso (12/09/2023)
	7		vs South Carolina (N) (11/10/2023)
<b>FREE THROW ATTEMPTS</b>	8		Valparaiso (12/09/2023)
	8		vs South Carolina (N) (11/10/2023)
<b>FREE THROW PERCENTAGE</b>	.577	(15-26)	vs Iowa St. (N) (11/24/2023)
	.625	(5-8)	Valparaiso (12/09/2023)
<b>REBOUNDS</b>	22		Valparaiso (12/09/2023)
	22		Coppin St. (11/06/2023)
<b>ASSISTS</b>	5		Coppin St. (11/06/2023)
	10		Valparaiso (12/09/2023)
	10		vs Boise St. (N) (11/23/2023)
	10		Campbell (11/15/2023)
<b>STEALS</b>	2		vs South Carolina (N) (11/10/2023)
	3		vs Boise St. (N) (11/23/2023)
	3		Wofford (11/19/2023)
<b>BLOCKED SHOTS</b>	1		vs Iowa St. (N) (11/24/2023)
	2		Valparaiso (12/09/2023)
	2		vs South Carolina (N) (11/10/2023)
<b>TURNOVERS</b>	8		at Auburn (11/29/2023)
	10		vs South Carolina (N) (11/10/2023)
<b>FOULS</b>	13		Campbell (11/15/2023)
	15		Valparaiso (12/09/2023)
	15		vs Fla. Atlantic (N) (11/26/2023)

# VIRGINIA TECH MEN'S BASKETBALL

## BOX SCORES

### GAME 1: COPPIN STATE



Official Basketball Box Score - Final  
**Coppin St. at Virginia Tech**  
11/06/23 Cassell Coliseum, Blacksburg, Va.  
2023-24 Men's Basketball

Game Time: 8:01 PM  
Game Duration: 1:53  
Attendance: 8,985

Officials: Mark Schnur, Isaac Barnett, Paul Tuomey

Coppin St. - 55

Record: 0-1

NO.	Name	Min	FG			3P			FT			Rebounds		Fouls		TP	AS	TO	ST	Blocks			+/-	
			M-A	M-A	M-A	M-A	M-A	M-A	M-A	OR	DR	PF	FD	BS	BA					BA				
4	Khalil Horton	21:45	0-2	0-1	0-0	0-2	2-2	2-1	0	1	3	0	1	3	0	0	0	0	0	0	0	0	0	-19
35	Justin Winston	18:55	2-9	2-5	6-6	0	2	2	3	4	12	1	2	0	1	1	0	0	0	0	1	1	-19	
2	Zahree Harrison	25:15	1-4	0-2	0-0	0	2	2	3	1	2	1	3	1	0	0	0	0	0	0	0	0	-30	
13	Preist Ryan	23:11	5-12	1-2	1-1	0	2	2	0	1	12	0	0	0	0	0	0	0	0	0	2	24		
23	Camaren Sparrow	25:32	2-3	1-1	2-2	0	0	0	0	1	2	7	1	0	1	0	0	0	0	0	0	0	-20	
0	Malik Battle	18:46	1-4	1-3	0-2	0	1	1	3	2	3	1	2	0	1	0	0	0	0	0	1	-26		
5	Greg Sparlock	07:01	0-0	0-0	0-0	0	1	1	3	1	0	0	2	0	1	0	0	0	0	0	0	-10		
20	Toto Fagbenle	21:20	4-6	0-0	2-2	1	4	5	2	1	10	0	0	0	3	1	0	0	0	0	0	-31		
10	Ryan Archey	19:13	4-10	0-2	0-2	1	0	1	3	1	8	0	0	0	0	0	0	0	0	0	0	-26		
33	Luka Tekavcic	10:05	0-0	0-0	1-2	0	1	1	1	2	1	0	2	1	0	0	0	0	0	0	0	-8		
1	Daquan Copeland	05:14	0-1	0-1	0-0	0	1	1	0	0	0	0	0	0	0	0	0	0	0	0	0	-9		
24	Ronnie Williams	01:17	0-0	0-0	0-0	0	0	0	0	0	0	0	0	0	0	0	0	0	0	0	0	-3		
11	Donald Ferguson	04:26	0-0	0-0	0-0	0	0	0	0	0	0	0	0	0	0	0	0	0	0	0	0	0		
Team						2	2	4			0		2											
Totals			19-51	5-17	12-18	4	18	22	21	16	55	5	19	6	4	4	-45							

Technical Fouls: NONE

Virginia Tech - 100

Record: 1-0

NO.	Name	Min	FG			3P			FT			Rebounds		Fouls		TP	AS	TO	ST	Blocks			+/-
			M-A	M-A	M-A	M-A	M-A	M-A	M-A	OR	DR	PF	FD	BS	BA					BA			
31	Robbie Beran	14:47	1-4	0-2	0-0	1	1	2	4	0	2	0	3	0	1	0	0	0	0	0	0	0	8
15	Lynn Kidd	22:53	6-6	0-0	2-5	3	8	11	1	4	14	0	3	0	1	0	0	0	0	0	0	0	25
0	Hunter Cattoor	26:17	3-5	3-5	4-4	0	2	2	2	2	13	4	1	1	1	0	0	0	0	0	0	0	25
2	MJ Collins	21:31	1-8	0-3	4-4	1	1	2	2	3	6	2	0	1	0	1	0	0	0	0	0	16	
3	Sean Pedulla	26:16	5-11	3-7	2-2	1	3	4	2	4	15	10	2	2	0	0	0	0	0	0	0	24	
4	Mekhi Long	22:06	2-4	0-1	2-4	1	3	4	3	2	6	3	0	2	0	1	0	0	0	0	0	32	
23	Tyler Nickel	20:06	4-9	2-6	2-2	3	4	7	1	1	12	1	0	0	1	0	0	0	0	0	0	28	
34	Myljael Poteat	15:25	4-5	0-0	1-2	1	2	3	1	1	9	1	0	0	0	0	0	0	0	0	0	21	
13	Jaydon Young	13:39	2-4	2-3	2-2	0	2	2	0	1	8	5	1	2	0	1	0	0	0	0	0	19	
10	Brandon Rechsteiner	11:24	3-4	2-3	4-4	1	1	2	0	3	12	3	0	1	0	0	0	0	0	0	0	18	
11	John Camden	05:36	1-2	1-1	0-0	0	2	2	0	0	3	0	1	0	0	0	0	0	0	0	0	9	
Team						2	2	2			0		0										
Totals			32-62	13-31	23-29	14	29	43	16	21	100	29	11	9	4	4	-45						

Technical Fouls: NONE

		Eagles	Hokies	Points from		Eagles	Hokies	Period by Period Scoring		
		1 (1 <sup>st</sup> 17:03)		47 (2 <sup>nd</sup> 12:1)		Turnovers		1st 2nd TOT		
Best Scoring Run		5 (2 <sup>nd</sup> 6:26)		14 (1 <sup>st</sup> 7:41)		Paint		18 36		
Lead Changes		2		Second Chance		2 8				
Times Tied		0		Fast Breaks		2 10				
Time with Lead		00:27		38:43		Bench		22 50		
						Eagles		19 36 55		
						Hokies		45 55 100		

### GAME 3: CAMPBELL



Official Basketball Box Score - Final  
**Campbell at Virginia Tech**  
11/15/23 Cassell Coliseum, Blacksburg, Va.  
2023-24 Men's Basketball

Game Time: 6:00 PM  
Game Duration: 1:52  
Attendance: 5,899

Officials: Ted Valentine, Doug Shows, Anthony Eades

Campbell - 44

Record: 1-2

NO.	Name	Min	FG			3P			FT			Rebounds		Fouls		TP	AS	TO	ST	Blocks			+/-
			M-A	M-A	M-A	M-A	M-A	M-A	M-A	OR	DR	PF	FD	BS	BA					BA			
22	Laurynas Vaistasaras	16:07	0-6	0-3	3-4	1	4	5	3	2	3	1	1	0	0	0	0	0	0	0	0	0	-13
0	Gediminas Mokseckas	25:38	2-5	1-3	0-0	1	1	2	1	0	5	2	0	0	0	0	0	0	0	0	0	0	-20
1	Tasos Cook	13:41	1-2	1-1	0-0	0	1	1	0	0	3	0	2	0	0	0	0	0	0	0	0	-12	
0	Mason Grant	18:54	0-4	0-0	0-0	1	2	3	0	0	0	1	0	2	0	0	0	0	0	0	0	-17	
10	Anthony Dell'Orso	38:33	2-13	1-3	1-3	2	6	8	0	3	6	4	5	0	0	1	0	0	0	0	0	-14	
2	Colby Duggan	16:11	1-2	1-2	0-0	1	1	1	2	0	3	1	0	0	0	0	0	0	0	0	0	-8	
13	Jasin Sinani	26:30	2-5	1-3	0-0	2	3	5	1	0	5	0	0	0	0	0	0	0	0	0	0	-6	
35	Alex Kotov	23:52	2-6	0-1	5-6	1	3	4	1	3	9	2	2	3	0	0	0	0	0	0	0	-3	
5	Elijah Walsh	20:33	4-8	0-3	2-3	3	6	2	3	0	1	1	0	0	0	0	0	0	0	0	0	4	
Team						3	0	3			0		2										
Totals			14-51	5-19	11-16	14	24	38	13	11	44	10	16	4	3	3	-16						

Technical Fouls: NONE

Virginia Tech - 60

Record: 2-1

NO.	Name	Min	FG			3P			FT			Rebounds		Fouls		TP	AS	TO	ST	Blocks			+/-
			M-A	M-A	M-A	M-A	M-A	M-A	M-A	OR	DR	PF	FD	BS	BA					BA			
31	Robbie Beran	27:49	2-5	0-2	2-2	0	3	3	1	1	6	1	0	2	2	1	0	0	0	0	0	15	
15	Lynn Kidd	24:48	9-12	0-0	6-7	5	10	15	2	4	24	1	2	0	0	0	0	0	0	0	0	11	
0	Hunter Cattoor	35:01	4-11	4-9	0-0	0	4	4	0	2	12	0	0	0	0	0	0	0	0	0	0	15	
2	MJ Collins	32:44	2-10	0-3	0-0	3	3	0	0	4	4	1	2	1	0	0	0	0	0	0	0	17	
3	Sean Pedulla	23:50	2-9	0-3	1-2	0	2	2	4	3	5	1	2	0	0	0	0	0	0	0	0	17	
4	Mekhi Long	15:05	0-2	0-0	1-2	1	1	2	2	1	0	1	0	0	0	0	0	0	0	0	0	1	
34	Myljael Poteat	14:18	3-4	0-0	2-2	2	1	3	1	1	8	0	1	0	0	0	0	0	0	0	0	5	
13	Jaydon Young	12:15	0-4	0-2	0-0	0	0	0	0	0	0	1	0	0	0	0	0	0	0	0	0	0	
10	Brandon Rechsteiner	14:10	0-1	0-0	0-0	0	0	0	0	0	0	2	0	0	0	0	0	0	0	0	0	-1	
Team						1	1	2			0		1										
Totals			22-58	4-19	12-15	9	25	34	11	13	60	14	7	6	3	3	16						

Technical Fouls: NONE

		CU	Hokies	Points from		CU	Hokies	Period by Period Scoring		
		0 (1 <sup>st</sup> 20:00)		19 (2 <sup>nd</sup> 15:05)		Turnovers		1st 2nd TOT		
Best Scoring Run		7 (2 <sup>nd</sup> 13:10)		10 (1 <sup>st</sup> 13:45)		Paint		18 30		

# VIRGINIA TECH MEN'S BASKETBALL

## BOX SCORES

### GAME 5: BOISE STATE

Official Basketball Box Score - Final													Game Time: 8:00 PM						
Boise St. at Virginia Tech													Game Duration: 2:00						
11/23/23 State Farm Field House, Lake Buena Vista, Fla.													Attendance: 2,458						
2023-24 Men's Basketball													Officials: Doug Simmons, Chance Moore, Nomi Kidwai						
Boise St. - 75													Record: 2-2						
NO. Name	Min	FG	3P	FT	Rebounds	Fouls	TP	AS	TO	ST	Blocks	+/-	Shooting By Period						
2 Tyson Degenhart	F 36:26	5-7	0-1	8-9	3 5 8	2 10	18	2	0	0	2	0	-1	1 <sup>st</sup> FG%	17-35	48.6%	3PT%	5-12	41.7%
31 Cam Martin	F 27:13	2-6	0-1	4-4	1 3 4	2 4	8	1	3	1	0	0	-1	FT%	2-4	50%	FT%	2-4	50%
11 Chibuzo Agbo	G 36:07	6-12	3-8	0-0	1 8 9	4 1	15	1	2	0	0	0	-2	2 <sup>nd</sup> FG%	10-22	45.5%	3PT%	3-9	33.3%
12 Max Rice	G 33:39	5-12	2-7	0-0	0 5 5	3 1	12	2	6	0	0	0	-3	FT%	11-12	91.7%	GM FG%	27-57	47.4%
15 Jacx Whiting	G 19:16	2-4	0-0	0-0	0 1 1	1 0	4	0	1	2	0	0	-1	FT%	13-16	81.3%	3PT%	8-21	38.1%
0 Rodde Anderson III	13:08	1-5	1-2	0-0	0 1 1	3 0	3	2	1	0	0	0	-5	FT%	13-16	81.3%	FT%	13-16	81.3%
1 Omar Stanley	25:34	5-9	2-2	1-3	1 2 3	2 3	13	2	1	0	0	1	-8	GM FG%	27-57	47.4%	3PT%	8-21	38.1%
5 RJ Keane	06:08	1-2	0-0	0-0	1 1 2	2 0	2	0	0	0	0	0	-5	FT%	13-16	81.3%	FT%	13-16	81.3%
3 Kobe Young	01:32	0-0	0-0	0-0	0 0 0	1 0	0	0	0	0	0	0	-1	Dead Ball Rebounds: 1, 0					
13 Andrew Meadow	00:57	0-0	0-0	0-0	0 1 1	0 0	0	0	0	0	0	0	-2						
Team					1 0 1				0	2									
Totals		27-57	8-21	19-16	8 27 35	21 19	75	10	16	3	3	4	-7						

Official Basketball Box Score - Final													Game Time: 5:30 PM						
Iowa St. at Virginia Tech													Game Duration: 2:01						
11/24/23 State Farm Field House, Lake Buena Vista, Fla.													Attendance: 2,458						
2023-24 Men's Basketball													Officials: Rick Crawford, Don Daly, Courtney Green						
Iowa St. - 62													Record: 5-1						
NO. Name	Min	FG	3P	FT	Rebounds	Fouls	TP	AS	TO	ST	Blocks	+/-	Shooting By Period						
0 Tre King	F 24:32	3-6	0-1	4-4	1 6 7	4 3	10	1	2	1	0	1	-9	1 <sup>st</sup> FG%	11-27	40.7%	3PT%	2-9	22.2%
12 Robert Jones	F 23:14	2-3	0-0	1-2	3 4 7	1 1	5	0	1	0	1	0	1	FT%	6-9	66.7%	FT%	6-9	66.7%
22 Milan Momcilovic	F 35:19	7-10	3-5	4-5	1 1 2	4 4	21	0	2	2	0	0	-4	2 <sup>nd</sup> FG%	10-23	43.5%	3PT%	3-12	25.0%
3 Tamin Lipsey	G 35:37	6-13	1-3	5-8	3 2 5	2 6	18	4	5	3	0	0	-12	FT%	9-17	52.9%	GM FG%	21-50	42.0%
10 Keshon Gilbert	G 30:21	1-6	0-4	1-6	0 3 3	4 3	3	4	2	2	0	0	-4	FT%	15-26	57.7%	3PT%	5-21	23.8%
5 Curtis Jones	25:49	1-8	1-7	0-0	0 2 2	2 0	3	2	0	1	0	0	-11	FT%	15-26	57.7%	FT%	15-26	57.7%
33 Omata Bilow	04:22	0-0	0-0	0-0	0 1 1	0 0	0	0	1	0	0	0	-4	GM FG%	21-50	42.0%	3PT%	5-21	23.8%
4 Demarion Watson	07:29	0-0	0-0	0-0	0 1 1	1 0	0	0	0	0	0	0	-5	FT%	15-26	57.7%	FT%	15-26	57.7%
1 Jackson Paveletzke	13:18	1-4	0-1	0-1	0 1 1	1 1	2	1	0	0	0	0	3	Dead Ball Rebounds: 4, 0					
Team					1 0 1				0	0									
Totals		21-50	5-21	15-26	9 21 30	19 18	62	12	13	9	1	1	-9						

Official Basketball Box Score - Final													Game Time: 5:30 PM						
Iowa St. at Virginia Tech													Game Duration: 2:01						
11/24/23 State Farm Field House, Lake Buena Vista, Fla.													Attendance: 2,458						
2023-24 Men's Basketball													Officials: Rick Crawford, Don Daly, Courtney Green						
Iowa St. - 62													Record: 5-1						
NO. Name	Min	FG	3P	FT	Rebounds	Fouls	TP	AS	TO	ST	Blocks	+/-	Shooting By Period						
31 Robbie Beran	F 15:54	1-4	0-2	2-2	1 1 2	4 2	4	1	1	1	0	0	0	1 <sup>st</sup> FG%	14-29	48.3%	3PT%	4-10	40.0%
15 Lynn Kidd	C 28:32	5-6	0-0	3-3	1 3 4	2 4	13	2	3	1	0	0	3	FT%	6-7	85.7%	FT%	6-7	85.7%
0 Hunter Cattoor	G 25:42	4-9	3-7	7-8	0 3 3	5 3	18	1	1	1	0	0	5	2 <sup>nd</sup> FG%	12-26	46.2%	3PT%	3-8	37.5%
2 MJ Collins	G 27:46	1-8	0-3	2-2	1 4 5	1 1	4	3	2	4	0	0	9	FT%	11-14	78.6%	GM FG%	26-55	47.3%
3 Sean Pedulla	G 32:56	5-9	5-7	2-2	0 4 4	2 5	17	6	5	1	0	1	14	FT%	11-14	78.6%	3PT%	3-8	37.5%
4 Mekhi Long	23:59	1-4	0-2	2-2	1 7 8	2 1	4	1	2	0	0	0	9	FT%	26-55	47.3%	FT%	11-14	78.6%
34 Mylajael Poteat	10:57	0-1	0-0	1-2	2 0 2	0 1	1	1	1	0	0	0	6	GM FG%	26-55	47.3%	3PT%	7-18	38.9%
23 Tyler Nickel	27:10	3-7	3-6	1-2	2 1 3	1 2	10	1	2	0	0	0	4	FT%	23-27	85.2%	FT%	7-18	38.9%
10 Brandon Rechsteiner	07:34	0-1	0-1	0-0	0 0 0	1 0	0	0	0	0	0	0	-5	Dead Ball Rebounds: 2, 0					
Team					0 4 4				0	4									
Totals		20-49	11-28	20-23	8 27 35	18 17	61	15	17	7	1	1	9						

Official Basketball Box Score - Final													Game Time: 5:30 PM						
Iowa St. at Virginia Tech													Game Duration: 2:01						
11/24/23 State Farm Field House, Lake Buena Vista, Fla.													Attendance: 2,458						
2023-24 Men's Basketball													Officials: Rick Crawford, Don Daly, Courtney Green						
Iowa St. - 62													Record: 5-1						
NO. Name	Min	FG	3P	FT	Rebounds	Fouls	TP	AS	TO	ST	Blocks	+/-	Shooting By Period						
31 Robbie Beran	F 15:54	1-4	0-2	2-2	1 1 2	4 2	4	1	1	1	0	0	0	1 <sup>st</sup> FG%	14-29	48.3%	3PT%	4-10	40.0%
15 Lynn Kidd	C 28:32	5-6	0-0	3-3	1 3 4	2 4	13	2	3	1	0	0	3	FT%	6-7	85.7%	FT%	6-7	85.7%
0 Hunter Cattoor	G 25:42	4-9	3-7	7-8	0 3 3	5 3	18	1	1	1	0	0	5	2 <sup>nd</sup> FG%	12-26	46.2%	3PT%	3-8	37.5%
2 MJ Collins	G 27:46	1-8	0-3	2-2	1 4 5	1 1	4	3	2	4	0	0	9	FT%	11-14	78.6%	GM FG%	26-55	47.3%
3 Sean Pedulla	G 32:56	5-9	5-7	2-2	0 4 4	2 5	17	6	5	1	0	1	14	FT%	11-14	78.6%	3PT%	3-8	37.5%
4 Mekhi Long	23:59	1-4	0-2	2-2	1 7 8	2 1	4	1	2	0	0	0	9	FT%	26-55	47.3%	FT%	11-14	78.6%
34 Mylajael Poteat	10:57	0-1	0-0	1-2	2 0 2	0 1	1	1	1	0	0	0	6	GM FG%	26-55	47.3%	3PT%	7-18	38.9%
23 Tyler Nickel	27:10	3-7	3-6	1-2	2 1 3	1 2	10	1	2	0	0	0	4	FT%	23-27	85.2%	FT%	7-18	38.9%
10 Brandon Rechsteiner	07:34	0-1	0-1	0-0	0 0 0	1 0	0	0	0	0	0	0	-5	Dead Ball Rebounds: 2, 0					
Team					0 4 4				0	4									
Totals		20-49	11-28	20-23	8 27 35	18 17	61	15	17	7	1	1	9						

Official Basketball Box Score - Final													Game Time: 5:30 PM						
Iowa St. at Virginia Tech													Game Duration: 2:01						
11/24/23 State Farm Field House, Lake Buena Vista, Fla.													Attendance: 2,458						
2023-24 Men's Basketball													Officials: Rick Crawford, Don Daly, Courtney Green						
Iowa St. - 62													Record: 5-1						
NO. Name	Min	FG	3P	FT	Rebounds	Fouls	TP	AS	TO	ST	Blocks	+/-	Shooting By Period						
31 Robbie Beran	F 15:54	1-4	0-2	2-2	1 1 2	4 2	4	1	1	1	0	0	0	1 <sup>st</sup> FG%	14-29	48.3%	3PT%	4-10	40.0%
15 Lynn Kidd	C 28:32	5-6	0-0	3-3	1 3 4	2 4	13	2	3	1	0	0	3	FT%	6-7	85.7%	FT%	6-7	85.7%
0 Hunter Cattoor	G 25:42	4-9	3-7	7-8	0 3 3	5 3	18	1	1	1	0	0	5	2 <sup>nd</sup> FG%	12-26	46.2%	3PT%	3-8	37.5%
2 MJ Collins	G 27:46	1-8	0-3	2-2	1 4 5	1 1	4	3	2	4	0	0	9	FT%	11-14	78.6%	GM FG%	26-55	47.3%
3 Sean Pedulla	G 32:56	5-9	5-7	2-2	0 4 4	2 5	17	6	5	1	0	1	14	FT%	11-14	78.6%	3PT%	3-8	37.5%
4 Mekhi Long	23:59	1-4	0-2	2-2	1 7 8	2 1	4	1	2	0	0	0	9	FT%	26-55	47.3%	FT%	11-14	78.6%
34 Mylajael Poteat	10:57	0-1	0-0	1-2	2 0 2	0 1	1	1	1	0	0	0	6	GM FG%	26-55	47.3%	3PT%	7-18	38.9%
23 Tyler Nickel	27:10	3-7	3-6	1-2	2 1 3	1 2	10	1	2	0	0	0	4	FT%	23-27	85.2%	FT%	7-18	38.9%
10 Brandon Rechsteiner	07:34	0-1	0-1	0-0	0 0 0	1 0	0	0	0	0	0	0	-5	Dead Ball Rebounds: 2, 0					
Team					0 4 4				0	4									
Totals		20-49	11-28	20-23	8 27 35	18 17	61	15	17	7	1	1	9						

### GAME 7: FLORIDA ATLANTIC

Official Basketball Box Score - Final													Game Time: 1:00 PM			
Fla. Atlantic at Virginia Tech													Game Duration: 1:50			
11/23/23 State Farm Field House, Lake Buena Vista, Fla.													Attendance: 2,528			
2023-24 Men's Basketball													Officials: Doug Simmons, Byron Jarrett, Chance Moore			
Fla. Atlantic - 84													Record: 5-1			
NO. Name	Min	FG	3P	FT	Rebounds	Fouls	TP	AS	TO	ST	Blocks	+/-	Shooting By Period			
50 Vladislav Goldin	F 21:52	7-7	0-0	0-0	1 3 4	3 0	14	0	1	0	3	0	19	1 <sup>st</sup> FG%	13-27	48.1%

# VIRGINIA TECH MEN'S BASKETBALL

## BOX SCORES

### GAME 9: LOUISVILLE



Official Basketball Box Score - Final  
**Louisville at Virginia Tech**  
12/03/23 Cassell Coliseum, Blacksburg, Va.  
2023-24 Men's Basketball

Game Time: 4:00 PM  
Game Duration: 2:06  
Attendance: 8,925

Officials: Roger Ayers, Ron Groover, Clarence Armstrong

Louisville - 68		Record: 4-4 (0-1)										
NO. Name	Min	FG	3P	FT	Rebounds	Fouls	TP	AS	TO	ST	Blocks	+/-
		M-A	M-A	M-A	OR DR TOT	PF	FD				BS BA	
0 Mike James	F 33:26	4-12	2-5	0-0	2 7 9	4 2	10	4	1	1	0 0	-8
5 Brandon Huntley-Hatfield	F 38:01	4-6	0-1	6-6	2 7 9	3 5	14	0	1	0	1 0	-1
12 JJ Traynor	F 27:36	3-7	1-2	1-2	2 3 5	2 1	8	0	0	0	2 0	3
22 Tre White	G 34:18	4-10	1-4	1-1	0 3 3	1 2	10	4	3	3	1 0	1
55 Skyy Clark	G 36:10	4-12	1-4	7-8	0 2 2	4 5	16	3	3	0	0 2	1
4 Ty-Laur Johnson	19:03	4-8	1-3	1-1	1 1 2	3 2	10	0	2	2	0 0	-10
1 Curtis Williams	05:35	0-2	0-0	0-0	0 0 0	0 0	0	0	0	0	0 0	-10
34 Emmanuel Okorator	01:59	0-0	0-0	0-0	0 0 0	0 0	0	0	0	0	0 0	-6
10 Kaleb Glenn	03:52	0-0	0-0	0-0	0 0 0	4 0	0	0	1	0	0 0	-5
Team					2 1 3							
<b>Totals</b>		23-57	6-19	16-18	9 24 33	21 17	68	11	14	6	4 2	-7

Shooting By Period		
1 <sup>st</sup>	FG%	12-28 42.9%
	3PT%	4-10 40.0%
	FT%	3-3 100%
2 <sup>nd</sup>	FG%	11-29 37.9%
	3PT%	2-9 22.2%
	FT%	13-15 86.7%
GM	FG%	23-57 40.4%
	3PT%	6-19 31.6%
	FT%	16-18 88.9%

Dead Ball Rebounds: 3, 0

Technical Fouls: NONE

Virginia Tech - 75		Record: 6-3 (1-0)										
NO. Name	Min	FG	3P	FT	Rebounds	Fouls	TP	AS	TO	ST	Blocks	+/-
		M-A	M-A	M-A	OR DR TOT	PF	FD				BS BA	
23 Tyler Nickel	F 24:48	1-6	1-6	0-0	0 2 2	2 0	3	2	0	1	1 0	5
31 Robbie Beran	F 12:47	1-7	0-4	0-0	0 1 1	0 1	2	0	0	0	1 1	-12
15 Lynn Kidd	C 24:40	8-13	0-0	3-4	0 4 4	4 2	19	1	1	0	0 0	4
0 Hunter Cattoor	G 38:27	3-6	1-3	5-5	1 2 3	2 6	12	2	2	3	0 0	6
3 Sean Pedulla	G 26:19	2-6	0-3	4-6	1 4 5	4 4	8	4	4	0	0 0	-7
2 MJ Collins	23:49	5-10	3-3	7-7	2 2 4	3 5	20	4	1	0	2 9	9
4 Mekhi Long	27:20	1-3	0-1	2-4	2 6 8	0 2	4	1	1	2	0 0	19
34 Mylajael Poteat	15:13	3-4	0-0	1-1	0 2 2	2 1	7	1	0	0	0 1	3
10 Brandon Rechsteiner	03:31	0-0	0-0	0-0	0 0 0	0 0	0	1	0	0	0 0	11
13 Jaydon Young	03:06	0-0	0-0	0-0	0 0 0	0 0	0	0	0	0	0 0	-3
Team					2 1 3							
<b>Totals</b>		24-55	5-20	22-27	8 24 32	17 21	75	16	10	6	2 4	7

Shooting By Period		
1 <sup>st</sup>	FG%	12-30 40.0%
	3PT%	3-10 30.0%
	FT%	3-4 75%
2 <sup>nd</sup>	FG%	12-25 48.0%
	3PT%	2-10 20.0%
	FT%	19-23 82.6%
GM	FG%	24-55 43.6%
	3PT%	5-20 25.0%
	FT%	22-27 81.5%

Dead Ball Rebounds: 4, 0

Technical Fouls: NONE

Cards		Hokies		Points from		Cards		Hokies		Period by Period Scoring		
Biggest lead	8 (1 <sup>st</sup> 16:32)	Turnovers	8 (2 <sup>nd</sup> 0:12)	1st	17	2nd	17	TOT	34	1st	2nd	TOT
Best Scoring Run	7 (1 <sup>st</sup> 16:32)	Paint	11 (2 <sup>nd</sup> 17:44)	26	36	31	37	68				
Lead Changes	9	Second Chance	5	10								
Times Tied	2	Fast Breaks	12	5								
Time with Lead	19:45	Bench	10	31								

### GAME 10: VALPARAISO



Official Basketball Box Score - Final  
**Valparaiso at Virginia Tech**  
12/09/23 Cassell Coliseum, Blacksburg, Va.  
2023-24 Men's Basketball

Game Time: 12:00 PM  
Game Duration: 1:46  
Attendance: 6,107

Officials: Bari Smith, Tommy Morrissey, JW Lucas

Valparaiso - 50		Record: 4-6										
NO. Name	Min	FG	3P	FT	Rebounds	Fouls	TP	AS	TO	ST	Blocks	+/-
		M-A	M-A	M-A	OR DR TOT	PF	FD				BS BA	
1 Jerome Palm	F 13:16	0-3	0-0	0-0	0 0 0	2 0	0	0	1	0	0 0	-1
13 Cooper Schwieger	F 26:00	1-4	0-3	0-0	0 2 2	3 1	2	0	2	1	0 0	-30
0 Jaxon Edwards	G 30:26	6-10	1-4	0-1	1 4 5	3 2	13	0	1	1	0 0	-24
6 Darius DeAveiro	G 38:24	2-6	1-4	2-2	1 3 4	3 3	7	6	4	0	0 0	-17
19 Isaiah Stafford	G 32:01	5-15	1-8	3-5	0 3 3	0 3	14	4	4	4	2 1	-11
4 Sherman Weatherspoon	22:15	2-6	0-4	0-0	1 0 1	2 1	4	0	1	1	0 0	-9
5 Ota Ajiboye	06:54	0-1	0-0	0-0	0 0 0	1 0	0	0	0	1	0 0	2
21 Kaspar Sepp	29:08	5-7	0-1	0-0	1 4 5	1 0	10	0	1	1	0 0	-11
3 Anthony Sciarroni	01:36	0-0	0-0	0-0	0 0 0	0 0	0	0	0	0	0 0	-4
Team					1 1 2							
<b>Totals</b>		21-52	3-24	5-8	5 17 22	15 10	50	10	14	9	2 1	-21

Shooting By Period		
1 <sup>st</sup>	FG%	9-27 33.3%
	3PT%	2-14 14.3%
	FT%	3-4 75%
2 <sup>nd</sup>	FG%	12-25 48.0%
	3PT%	1-10 10.0%
	FT%	2-4 50%
GM	FG%	21-52 40.4%
	3PT%	3-24 12.5%
	FT%	5-8 62.5%

Dead Ball Rebounds: 1, 1

Technical Fouls: NONE

Virginia Tech - 71		Record: 7-3										
NO. Name	Min	FG	3P	FT	Rebounds	Fouls	TP	AS	TO	ST	Blocks	+/-
		M-A	M-A	M-A	OR DR TOT	PF	FD				BS BA	
23 Tyler Nickel	F 25:43	4-7	4-7	0-0	0 2 2	1 0	12	3	0	1	0 0	18
15 Lynn Kidd	C 22:05	4-7	0-0	6-6	1 5 6	0 4	14	1	1	0	0 0	10
0 Hunter Cattoor	G 33:26	5-9	3-6	6-6	0 3 3	1 4	19	3	2	1	0 0	26
4 Mekhi Long	G 20:50	3-4	0-0	2-4	2 6 1	2 6	2	2	2	1	0 0	19
10 Brandon Rechsteiner	G 27:57	1-6	1-6	2-2	0 1 1	1 1	5	3	3	1	0 0	18
31 Robbie Beran	21:13	3-6	2-4	1-2	1 3 4	1 2	9	3	3	0	1 1	7
2 MJ Collins	18:13	0-4	0-2	0-0	0 1 1	1 0	0	1	2	0	0 1	0
34 Mylajael Poteat	13:09	3-4	0-0	2-4	6 2 2	2 6	2	6	2	0	0 0	6
13 Jaydon Young	11:17	0-2	0-1	0-0	0 3 3	1 0	0	0	1	1	0 0	-1
11 John Camden	02:32	0-2	0-1	0-0	2 0 2	1 0	0	0	0	0	0 0	4
5 Patrick Weessler	01:51	0-1	0-0	0-0	1 1 2	0 0	0	0	0	0	0 0	2
33 Michael Ward	00:52	0-0	0-0	0-0	0 0 0	0 0	0	0	0	0	0 0	-2
55 Conner Venable	00:52	0-1	0-0	0-0	1 0 1	0 0	0	0	0	0	0 0	-2
Team					1 3 4							
<b>Totals</b>		23-53	10-27	15-18	13 28 41	10 15	71	18	15	5	1 2	21

Shooting By Period		
1 <sup>st</sup>	FG%	12-21 57.1%
	3PT%	6-12 50.0%
	FT%	7-8 87.5%
2 <sup>nd</sup>	FG%	11-32 34.4%
	3PT%	4-15 26.7%
	FT%	8-10 80%
GM	FG%	23-53 43.4%
	3PT%	10-27 37.0%
	FT%	15-18 83.3%

Dead Ball Rebounds: 2, 0

Technical Fouls: NONE

Valpo		Hokies		Points from		Valpo		Hokies		Period by Period Scoring		
Biggest lead	1 (1 <sup>st</sup> 19:28)	Turnovers	25 (2 <sup>nd</sup> 10:05)	1st	14	2nd	17	TOT	31	1st	2nd	TOT
Best Scoring Run	7 (2 <sup>nd</sup> 7:30)	Paint	9 (2 <sup>nd</sup> 10:05)	24	22	23	27	50				
Lead Changes	2	Second Chance	3	11								
Times Tied	1	Fast Breaks	4	4								
Time with Lead	00:53	Bench	14	15								

### GAME 11: VERMONT

### GAME 12: AMERICAN





**0**  
**HUNTER CATTOOR**  
 GR. • G • 6-3 • 200  
 ORLANDO, FLA.  
 BISHOP MOORE



**2**  
**MJ COLLINS**  
 SO. • G • 6-4 • 195  
 CLOVER, S.C.  
 COMBINE ACADEMY



**3**  
**SEAN PEDULLA**  
 JR. • G • 6-1 • 195  
 EDMOND, OKLA.  
 EDMOND MEMORIAL



**4**  
**MEKHI LONG**  
 GR. • F • 6-7 • 200  
 BRYANS ROAD, MD.  
 OLD DOMINION



**5**  
**PATRICK WESSLER**  
 R-FR. • C • 7-0 • 255  
 MATTHEWS, N.C.  
 COMBINE ACADEMY



**10**  
**BRANDON RECHSTEINER**  
 FR. • G • 6-1 • 185  
 ACWORTH, GA.  
 ETOWAH



**11**  
**JOHN CAMDEN**  
 R-SO. • F • 6-8 • 220  
 DOWNINGTOWN, PA.  
 BREWSTER ACADEMY



**13**  
**JAYDON YOUNG**  
 FR. • G • 6-4 • 205  
 GOLDSBORO, N.C.  
 GREENSBORO DAY SCHOOL



**15**  
**LYNN KIDD**  
 SR. • C • 6-10 • 235  
 GAINESVILLE, FLA.  
 CLEMSON



**23**  
**TYLER NICKEL**  
 SO. • G/F • 6-7 • 220  
 HARRISONBURG, VA.  
 NORTH CAROLINA



**31**  
**ROBBIE BERAN**  
 GR. • F • 6-9 • 215  
 RICHMOND, VA.  
 NORTHWESTERN



**33**  
**MICHAEL WARD**  
 SO. • G • 6-2 • 175  
 BETHESDA, MD.  
 WALT WHITMAN



**34**  
**MYLYJAEEL POTEAT**  
 SR. • F • 6-9 • 265  
 REIDSVILLE, N.C.  
 RICE



**55**  
**CONNER VENABLE**  
 FR. • G • 6-3 • 190  
 WASHINGTON, D.C.  
 THE HEIGHTS SCHOOL



**MIKE YOUNG**  
 HEAD COACH  
 5TH SEASON



**J.D. BYERS**  
 ASSISTANT COACH  
 1ST SEASON



**KEVIN GILTNER**  
 ASSISTANT COACH  
 5TH SEASON



**CHRISTIAN WEBSTER**  
 ASSISTANT COACH  
 8TH SEASON