



VIRGINIA TECH

2023-24 MEN'S BASKETBALL



13 NCAA APPEARANCES / 14 NIT APPEARANCES (2 CHAMPIONSHIPS) /
19 ALL-ACC SELECTIONS / 10 ALL-AMERICANS / 20 NBA DRAFT PICKS

GAME 7

THE MATCHUP

VIRGINIA TECH HOKIES

5-1, 0-0 ACC

Head Coach: Mike Young (Emory & Henry, 1986)
Record at Virginia Tech: 78-52 (5th Season)
Career Record: 377-296 (22nd Season)
vs. Florida Atlantic: 1st Meeting

VS

NO. 19 FLORIDA ATLANTIC OWLS

4-1, 0-0 AAC

Head Coach: Dusty May (Indiana, 2000)
Record at FAU: 105-61 (6th Season)
Career Record: Same
vs. Virginia Tech: 1st Meeting

GAME 7 | VIRGINIA TECH vs. FLORIDA ATLANTIC - NOV. 26, 2023 | 1PM | ESPN | KISSIMMEE, FLA. | STATE FARM FIELD HOUSE (5,000)

BROADCAST INFORMATION

TV | ESPN

Dave O'Brien, PxP
Cory Alexander, Analyst

RADIO | VT Sports Network

Zach Mackey, PxP
Mike Burnop, Analyst

VIDEO STREAM

ESPN.com and ESPN app

LIVE STATS

stats.hokiesports.com



@HokiesMBB

@FAUMBB

PROJECTED STARTERS

Virginia Tech	Ht.	Wt.	Yr.	Hometown	PPG	RPG	Other
G 3 Sean Pedulla	6-1	195	Jr.	Edmond, Okla.	16.7	5.0	17p, 6a and 4r vs. Iowa State
G 0 Hunter Cattoor	6-3	200	Gr.	Orlando, Fla.	15.3	2.7	273 career 3FG (VT record)
G 2 MJ Collins	6-4	195	So.	Clover, S.C.	3.7	2.2	24.7 mpg as a freshman
F 31 Robbie Beran	6-9	215	Gr.	Richmond, Va.	4.3	2.5	Led Northwestern to 2023 NCAAAT
F 15 Lynn Kidd	6-10	235	Sr.	Gainesville, Fla.	17.0	8.2	19p and 6r vs. Boise State



KEY STORYLINES

THE SERIES

- Virginia Tech and Florida Atlantic are set to meet for the fourth time in series history in Sunday's championship game of the ESPN Events Invitational.
- VT is 3-0 against FAU, having last played the Owls on Feb. 4, 1995 in Blacksburg.
- In their three matchups, the Hokies have an average winning margin of 32.3 points per game.

Date	H/A	Score
1/19/93	H	W, 80-55
12/28/93	A	W, 115-87
2/4/95	H	W, 79-35

LAST TIME AT THIS EVENT

- The Hokies are making just their second-ever

- appearance in this event.
- Called the Old Spice Classic in 2006, Tech went 1-2 in its other trip to the Disney Wide World of Sports.

Opponent	Score
Western Michigan	L, 68-71
Montana	W, 77-56
Southern Illinois	L, 64-69

HOKIES VS. THE FIELD

- Here's a look at the Hokies' all-time record against the field.

School	Record
Boise State	1-0
Butler	0-1
Florida Atlantic	3-0
Iowa State	2-1
Penn State	7-4
Texas A&M	1-3
VCU	10-11

HUNT'S HOMECOMING

- Orlando native Hunter Cattoor will be able to play in front of his family and friends this Thanksgiving.
- Cattoor has played a total of seven games in the Sunshine State throughout his college career (4x at Miami, 1x at FSU and 2x this week).
- The graduate student is quite familiar with ESPN's Wide World of Sports Complex. He played basketball, football and soccer there while growing up in Orlando.
- His homecoming is extra special this year because his dad, Rodney, was recently declared in remission after battling pancreatic cancer over the last year.

2023-24 SCHEDULE

RECORD

5-1

ACC	0-0
NON-CONFERENCE	5-1
HOME	3-0
AWAY	0-0
NEUTRAL	2-1

Date	Opponent	TV	Time/Result
11/6	Coppin State	ACGNX	W, 100-55
11/10	South Carolina ¹	ACGN	L, 77-79
11/15	Campbell	ACGNX	W, 60-44
11/19	Wofford	ACGNX	W, 98-76
11/23	Boise State ²	ESPNU	W, 82-75
11/24	Iowa State ²	ESPN2	W, 71-62
11/26	Florida Atlantic ²	ESPN	1 PM
11/29	at Auburn ³	ESPN2	9:15 PM

12/3	Louisville [*]	ACGN	4 PM
12/9	Valparaiso	CW	12 PM
12/16	Vermont	ACGN	4 PM
12/21	American	ACGNX	5 PM
12/30	at Wake Forest [*]	ESPN2	2 PM

1/6	at Florida State [*]	ACGN	4 PM
1/10	Clemson [*]	-	7 PM
1/13	Miami [*]	ACGN	7 PM
1/17	at Virginia [*]	-	7 PM
1/20	at NC State [*]	CW	12 PM
1/23	Boston College [*]	ACGN	9 PM
1/27	Georgia Tech [*]	ACGN	5 PM
1/29	Duke [*]	ESPN	7 PM

2/3	at Miami [*]	-	12 PM
2/10	at Notre Dame [*]	CW	5:30 PM
2/13	Florida State [*]	-	9 PM
2/17	at North Carolina [*]	ACGN	2 PM
2/19	Virginia [*]	ESPN	7 PM
2/24	at Pitti [*]	CW	5:30 PM
2/27	at Syracuse [*]	-	7 PM

3/2	Wake Forest [*]	CW	5:30 PM
3/5	at Louisville [*]	-	7 PM
3/9	Notre Dame [*]	ESPNEWS	2 PM
3/12-16	ACC Tournament ⁴	ESPN	-

All Times Eastern

* - ACC Game

1 - Hall of Fame Series Charlotte (Charlotte, N.C.)

2 - ESPN Events Invitational (Orlando, Fla.)

3 - ACC/SEC Challenge (Auburn, Ala.)

4 - New York Life ACC Tournament (Washington, D.C.)



CONTACT INFO

Brian Cox | Phone: (540) 250-0624
Email: bcox90@vt.edu
Associate AD, Creative Communications

Will Copeland | Phone: (757) 814-0930
Email: cwil99@vt.edu
Associate Director, Creative Communications

QUICK FACTS

THE BASICS

University Name: Virginia Tech
 Location: Blacksburg, Va.
 Founded: 1872
 Enrollment: 37,000
 President: Dr. Tim Sands
 Director of Athletics: Whit Babcock
 Nickname: Hokies
 Mascot: Hokie Bird
 Colors: Chicago Maroon and Burnt Orange
 Affiliation: NCAA Division I
 Conference: Atlantic Coast (18th Season)

FACILITY FACTS

CASSELL COLISEUM
 Capacity: 8,925
 Record in Arena: 651-212 (.754)
 First Game: VT vs. Alabama (Jan. 3, 1962)
 Largest Crowd: 11,500 (vs. Purdue, Dec. 3, 1966)

TEAM INFORMATION

2022-23 Record: 19-15
 Home/Away/Neutral: 13-4/2-10/4-1
 Conference Record: 8-12
 Home/Away: 6-4/2-8
 Conference Finish: 11th
 Conference Tournament: Second Round
 Starters Returning/Lost: 2/3
 Letterwinners Returning/Lost: 5/3
 Newcomers: 7

Total seasons: 116
 First season: 1908-09
 All-Time Record: 1,542-1,272
 All-Time ACC Record: 146-181
 All-Time ACC Tournament Record: 15-18
 ACC Championship Game Appearances (Titles): 1 (1 - 2022)
 NCAA Tournament Appearances (Last): 13 (2022)
 All-Time NCAA Record: 8-13



MEDIA INFORMATION

CREDENTIALS

Outlets interested in obtaining credentials to cover Virginia Tech basketball home games must apply for credentials via: media.hokiesports.com/credentials.

You may also email: bcox90@vt.edu.

All credentials for Virginia Tech home games this season will be issued on a single-game basis, and media seating is extremely limited.

INTERVIEW POLICY

During ACC play, Mike Young conducts weekly media press conferences, via Zoom. To request the Zoom link for a particular week, please email Brian Cox (bcox90@vt.edu).

Gamedays: Coach Mike Young and select players will be available to the media following a 10-minute cooling off period after the game. For home games, interviews of Coach Young and players will be conducted in-person in the Cassell Coliseum media center.

Non-Gamedays: All coach and player interview requests need to be arranged through the Virginia Tech Creative Communications Office - contact Brian Cox (c. 540-250-0624; e. bcox90@vt.edu). Players and coaches should not be contacted directly under any circumstances.



2023-24 VIRGINIA TECH NUMERICAL ROSTER

No.	Name	Cl.	Pos.	Ht.	Wt.	Hometown	Previous School
0	Hunter Cattoor	Gr.	G	6-3	200	Orlando, Fla.	Bishop Moore
2	MJ Collins	So.	G	6-4	195	Clover, S.C.	Combine Academy
3	Sean Pedulla	Jr.	G	6-1	195	Edmond, Okla.	Edmond Memorial
4	Mekhi Long	Gr.	F	6-7	200	Bryans Road, Md.	Old Dominion
5	Patrick Wessler	r-Fr.	C	7-0	255	Matthews, N.C.	Combine Academy
10	Brandon Rechsteiner	Fr.	G	6-1	185	Acworth, Ga.	Etowah
11	John Camden	r-So.	F	6-8	220	Downingtown, Pa.	Memphis
13	Jaydon Young	Fr.	G	6-4	205	Goldsboro, N.C.	Greensboro Day School
15	Lynn Kidd	Sr.	C	6-10	235	Gainesville, Fla.	Clemson
23	Tyler Nickel	So.	G/F	6-7	220	Harrisonburg, Va.	North Carolina
31	Robbie Beran	Gr.	F	6-9	215	Richmond, Va.	Northwestern
33	Michael Ward	So.	G	6-2	175	Bethesda, Md.	Walt Whitman
34	Mylyjael Poteat	Sr.	F	6-9	265	Reidsville, N.C.	Rice
55	Conner Venable	Fr.	G	6-3	190	Washington, D.C.	The Heights School

COACHING & SUPPORT STAFF

Head Coach: Mike Young (Emory & Henry, 1986)
Record at VT: 78-52 (5th Year)
Overall Record: 377-296 (22nd Year)
Assistant Coach: J.D. Byers (1st Year)
Assistant Coach: Kevin Giltner (5th Year)
Assistant Coach: Christian Webster (8th Year)
Chief of Staff: Stephanie Ballein (5th Year)
Special Assistant for Recruiting: Matt Olinger (5th Year)
Director of Player Personnel: Ryan Nadeau (6th Year)
Special Assistant to the Head Coach: Ace Custis (5th Year)
Strength & Conditioning: David Jackson (16th Year)
Athletic Trainer: Hisham Ziyout (5th Year)

PRONUNCIATION GUIDE

Hunter Cattoor	cuh-TOUR
Sean Pedulla	puh-DOOL-uh
Patrick Wessler	WES-lerr
Brandon Rechsteiner	WRECK-stein-er
Robbie Beran	BARE-in
Mylyjael Poteat	Muh-LIE-juhl POH-teet

ROSTER BY CLASS

Freshmen (4)	Sophomores (4)	Juniors (1)	Seniors (5)
Brandon Rechsteiner	John Camden*	Sean Pedulla	Robbie Beran^
Jaydon Young	MJ Collins		Hunter Cattoor^
Conner Venable	Tyler Nickel		Lynn Kidd
Patrick Wessler*	Michael Ward		Mekhi Long^
			Mylyjael Poteat

* = Redshirt
 ^ = Graduate Student

SOCIAL



BY THE NUMBERS

1

The Hokies lead the ACC in **free throws made per game**, averaging **19.7** per game. They also rank **second in free-throw percentage at 83.1%**. VT converted **20 of 23 (87.0%)** against Iowa State.

20

Tech has already produced **four games of 20 or more free throws made** this season. VT had two such games all of last season.

9

Hunter Cattoor set the program's all-time **career 3-pointers made** record vs. Boise State. He did so in **nine fewer games** than A.D. Vassallo. The Orlando native has **273** 3-pointers and counting.

NOTEWORTHY

DOUBLING DOWN ON DEFENSE

- The Hokies ramped up its defense down the stretch during their wins against Boise State and Iowa State.
- Against the Broncos, the Hokies converted 16 BSU turnovers into 27 points. Boise State shot 31.3% (5-16) over the final 15 minutes of the game.
- Against the Cyclones, VT held Iowa State to 3 of 10 shooting over the final six minutes, including a 1 for 6 clip from beyond the arc.
- The Hokies entered the ESPN Events Invitational ranked 126th in adjusted defensive efficiency, according to Ken Pomeroy. Following its two wins, Tech has climbed up to 101.
- "We defended very well," Mike Young said after the Iowa State win. "We were really good. We were really connected, really physical. And that's a pleasure to see this time of year."

COMPETING FOR A CHIP

- For the second straight season, the Hokies are competing for a tournament title in November.
- Tech advanced to the final of the Charleston Classic last year, falling to the College of Charleston 77-75 on its home court.
- Over the last six seasons, the Hokies have either gone unbeaten or advanced to the championship game of their November MTE four times.

NOT KIDDING AROUND

- Lynn Kidd is one of the breakout stories in the ACC early on. From a player who only saw action in seven games his freshman season at Clemson*, to averaging 17.0 points and 8.2 rebounds per game as a senior at Virginia Tech, Mike Young and his staff have developed a force to be reckoned with down low.

Season	PPG	RPG	MPG	FG%
2020-21*	1.1	1.0	4.7	.333
2021-22	0.7	1.1	2.5	.375
2022-23	5.0	3.4	12.7	.664
2023-24	17.0	8.2	25.0	.787

- Entering Thanksgiving week, here's where Kidd ranks among ACC players in a few statistical categories.

Stat	Avg./%	Rank
Scoring	17.0	15th
Rebounding	8.2	6th

FG%	.787	1st
-----	------	-----

- Against Wofford, Kidd produced 20 points, seven rebounds, three assists and zero turnovers.
- He became just the sixth Hokie to record that stat line in program history, joining Keve Aluma, Malcolm Delaney, A.D. Vassallo, Zabian Dowdell and Shawn Smith.

CHALLENGING STRETCH AHEAD

- Tech is about to find out a lot more about itself in the coming days as an elite field awaits for the ESPN Events Invitational in Orlando.
- Six NCAA tournament teams will be competing in the eight-team MTE, including the Hokies' opening matchup: Boise State.
- "There's a lot of good teams down there," Hunter Cattoor acknowledged. "It's going to come down to the defensive end and how well we guard because I feel like on the offensive end, we're going to be able to compete with a lot of teams. So at the end of the day, if we just hone down on the defensive side, I think we'll be OK."

UNDER THE RADAR NO MORE

- Coming into the season, many would not have expected the production Lynn Kidd has provided the Hokies through their first three games of the season.
- Jon Rothstein, a CBS Sports college basketball reporter, posted on X: Lynn Kidd's first three games: 16.7 PPG, 10.7 RPG. An under-the-radar breakout guy in the ACC.
- Prior to this season, Kidd had never recorded a double-double. He has two through three games. The senior posted 14 points and 11 rebounds against Coppin State in the season opener and career highs of 24 points and 15 rebounds against Campbell.
- Kidd joined an impressive list of players in program history to record at least 24 points and at least 15 rebounds in the same game.

Player	Occurrences
Dale Solomon	1
Perry Young	1
Dell Curry	1
Ace Custis	2
Jeff Allen	2
Zach LeDay	2
Lynn Kidd	1

- Kidd became the first Tech men's basketball

player under Mike Young to record at least 15 rebounds; the last VT player to do it was Kerry Blackshear Jr., who had 16 against Duke in the Sweet Sixteen game in Washington, D.C., on March 29, 2019.

HISTORY MADE IN HIS HOMETOWN

- Hunter Cattoor surpassed A.D. Vassallo for the most 3-pointers made in a career in program history against Boise State on Nov. 23. The record came in Cattoor's hometown of Orlando and was achieved in nine fewer games than Vassallo.

Seasons	Name	GP	3FG
2019-pr.	Hunter Cattoor	125	273
2005-09	A.D. Vassallo	133	267
2007-11	Malcolm Delaney	136	264
1986-89	Wally Lancaster	82	257
2014-18	Justin Bibbs	128	254

HUNT IN HIS BAG OFF THE COURT, TOO

- This past June, Hunter Cattoor and longtime girlfriend Chloe Brooks got engaged.
- His IG caption read: "Added another ring to our collection." Cattoor won the 2022 ACC title, while Brooks, a guard for VT women's basketball, won the 2023 ACC championship en route to the program's first-ever Final Four.
- Chloe Brooks is the second of Tech women's basketball head coach Kenny Brooks' three daughters.

TIPPING THE SCALES WITH EXPERIENCE

- Entering the 2023-24 season, here's a breakdown of how the Hokies have drastically improved their roster in terms of game experience.

Season	Total GP	Total GS
2022-23	460	207
2023-24	640	293

YOUNG MOVING UP THE RANKS

- Mike Young is in his fifth season in Blacksburg and ranks eighth in all-time wins at VT.

Name	Seasons	Record
Charles Moir	11 (1976-87)	213-119 (.642)
Seth Greenberg	9 (2003-12)	170-123 (.580)
Chuck Noe	7 (1955-62)	109-51 (.681)
Howie Shannon	7 (1964-71)	104-68 (.605)
Bill Foster	6 (1991-97)	101-78 (.564)
Buzz Williams	5 (2014-19)	100-69 (.592)
Don DeVoe	5 (1971-76)	88-45 (.662)
Mike Young	5 (2019-pr.)	78-52 (.600)

DULLA AMONG MOST IMPROVED IN ACC

- Sean Pedulla reached double-figure scoring in each of his first 18 games of the 2022-23 season. Pedulla was the first Hokie to do that since Erick Green scored double figures in all 32 games of the 2012-13 season.
- Below is a chart of ACC players with the highest increased point production from last season.

Player	School	21-22	22-23	Change
Miles Kelly	Georgia Tech	4.5	14.4	+9.9
Sean Pedulla	Virginia Tech	5.4	15.0	+9.6
El Ellis	Louisville	8.7	17.7	+9.0
Tyree Appleby	Wake Forest	10.9	18.8	+7.9

- Pedulla checked in at No. 96 in The Almanac's Top 100 players entering the 2023-24 season.

BREAKOUT YEAR LOADING?

- MJ Collins was thrust into the starting lineup as a freshman a year ago, and while there were growing pains, head coach Mike Young knew it would pay off in the long run.
- "He is poised to have an even finer sophomore year. He's bigger and stronger. I've challenged him to be a go-to defender," Young said. "He's worked really hard on his perimeter shooting."
- In preparation for guarding the opponent's best perimeter player, Collins has been chasing around Cattoor in practice.
- "It's not only going to benefit him but benefit our team," Cattoor said of Collins. "Coach challenges him, I challenge him. Every time we're in practice and we're on separate teams, I always want him to come guard me. I want to make it as hard as possible for him. In practice, I want to guard him and make it as hard as possible for him. But it's going to help him grow.
- "He's a competitor, he's going to fight. He's not afraid to make mistakes, which is ultimately going to make him better. It's going to be good for us to slide me off of the best player and have him do it. ... He's taken great strides from last year and I'm excited for him this year."
- Going back to the experience Collins gained from his first season in Blacksburg, the Clover, S.C., native ranked seventh among freshmen in the ACC in minutes per game.

Rank	Name	School	MPG
1	Judah Mintz	Syracuse	33.3
2	Mike James	Louisville	31.0
3	JJ Starling	Notre Dame	29.7
4	Tyrese Proctor	Duke	29.4
5	Kyle Filipowski	Duke	29.1
6	Mark Mitchell	Duke	27.2
7	MJ Collins	Virginia Tech	24.7

- Collins logged the second-most minutes per game by a VT freshman under Coach Young, only trailing Nahiem Alleyne's 26 minutes per game in 2019-20.

SEVEN STRAIGHT TRIPS TO THE POSTSEASON

- With the Hokies' selection into the 2023 NIT, they have now been selected for a postseason tournament in seven consecutive seasons.

Year	Postseason Tournament	Head Coach
2023	NIT	Mike Young
2022	NCAA	Mike Young
2021	NCAA	Mike Young
2019	NCAA	Buzz Williams
2018	NCAA	Buzz Williams
2017	NCAA	Buzz Williams
2016	NIT	Buzz Williams

- A pretty remarkable turnaround for a program that prior to 2017 had only gone to the NCAA Tournament once (2007) in 20 years. Tech has been to the Big Dance a total of 13 times in program history and 14 times to the NIT.

SHENANDOAH VALLEY STAND UP!

- Tyler Nickel hails from Harrisonburg, Va., in the Shenandoah Valley, the home region of two other Commonwealth basketball greats in Dell Curry and Ralph Sampson. Curry went on to play at Virginia Tech, finishing as the program's No. 2 all-time leading scorer with 2,385 career points and was drafted by the Utah Jazz in 1986. Sampson was a three-time national player of the year at Virginia, before being drafted as the No. 1 overall pick in the 1983 NBA Draft.
- However, it is Nickel who is the Virginia High School League's all-time leading scorer with 2,909 career points, passing the likes of Mac McClung, J.J. Redick, Moses Malone, Alonzo Mourning, Grant Hill and Allen Iverson on the way to the top.



ACC ACTIVE CAREER 3FG LEADERS

	NAME (SCHOOL)	3FG	GP
1.	Darin Green, Jr. (Florida State)	311	119
2.	Joe Girard III (Clemson)	307	129
3.	Hunter Cattoor (Virginia Tech)	273	125
4.	DJ Horne (NC State)	259	124
5.	Nijel Pack (Miami)	252	93
6.	Cormac Ryan (North Carolina)	220	121
7.	Blake Hinson (Pitt)	201	100
8.	Damari Monsanto (Wake Forest)	173	69
8.	RJ Davis (North Carolina)	166	104
10.	Josh Nickelberry (Florida State)	153	90

ACC ACTIVE CAREER 3FG% LEADERS

	NAME (SCHOOL)	3FG-3FGA	3FG%
1.	Alex Hemenway (Clemson)	123-287	42.9
2.	Hunter Cattoor (Virginia Tech)	273-648	42.1
3.	Bensley Joseph (Miami)	60-144	41.7
4.	Nijel Pack (Miami)	252-607	41.5
5.	Isaac McKneely (Virginia)	60-145	41.4
6.	Jaeden Zackery (Boston College)	85-214	39.7
7.	Jake Heidbreder (Clemson)	119-304	39.1
8.	Damari Monsanto (Wake Forest)	173-448	38.6
9.	Darin Green Jr. (Florida State)	308-810	38.0
10.	DJ Horne (NC State)	257-682	37.7

VT CAREER GAMES PLAYED

	NAME (YEARS)	GP
1.	Malcolm Delaney (2007-11)	136
2.	Dorenzo Hudson (2007-12)	135
3.	Ahmed Hill (2014-19)	134
	Jeff Allen (2007-11)	134
5.	Terrell Bell (2007-11)	133
	A.D. Vassallo (2005-09)	133
7.	Devin Wilson (2013-18)	129
	Erick Green (2009-13)	129
9.	Justin Bibbs (2014-18)	128
	Bobby Beecher (1982-86)	128
NR	Hunter Cattoor (2019-pr.)	125

VT CAREER 3FG%

	NAME (YEARS)	3FG-3FGA	3FG%
1.	Ty Outlaw (2015-19)	136-291	46.7
2.	Justin Bibbs (2014-18)	254-599	42.4
3.	Hunter Cattoor (2019-pr.)	273-648	42.1
4.	Eddie Lucas (1997-99)	121-294	41.2
5.	Jalen Cone (2019-21)	101-246	41.1

TEAM COMPARISON

VT	Stat	FAU
81.3	Points Per Game	82.8
65.2	Opponents Points Per Game	71.0
+16.1	Scoring Margin	+11.8
33.2	Rebounds Per Game	35.8
+2.7	Rebounding Margin	+1.0
.476	FG Percentage	.480
.425	FG Percentage Defense	.437
.377	3FG Percentage	.377
.354	3FG Percentage Defense	.343
8.7	3FG Made Per Game	9.8
.831	FT Percentage	.709
17.7	Assists Per Game	15.2
9.7	Turnovers Per Game	10.0

DANCIN' IN BACK-TO-BACK SEASONS

- In previous seasons in Virginia Tech history, the fastest head coach to make the NCAA Tournament was in Year Three. Those Hokies were Howie Shannon, Charlie Moir and Buzz Williams.
- Therefore, with Mike Young doing so in Year Two, he became the fastest Tech coach to make The Dance.
- The Hokies have also never had a head coach lead them to the NCAA Tournament in two of their first three seasons.
- Mike Young becomes just the third head coach in program history to register multiple trips to the NCAA Tournament, joining Charlie Moir and Buzz Williams.
- Here's a rundown of the head coaches who have guided Tech to the NCAA Tournament.

Head Coach	NCAAT Years	# of App.
Charlie Moir	1979, 1980, 1985, 1986	4
Buzz Williams	2017, 2018, 2019	3
Mike Young	2021, 2022	2
Don DeVoe	1976	1
Bill Foster	1996	1
Seth Greenberg	2007	1
Howie Shannon	1967	1

ONE BIG FAMILY

- The camaraderie between the VT men's and women's basketball teams as described by Hunter Cattoor:
- "I'd say it's like a whole big family there. We play and practice in the same facility, so we see them every day, whether that's working out on our own time or during lift and practice. We see them all around. We're saying hey to them. I know Coach Brooks is doing a great job over there with that team. But I look at them as family. ... I think it's great for both programs to be together and support each other and want each other to do well."

50 SPOT

- Tech shot over 50% in a game five times during the 2020-21 season - going 5-0.
- Since Young got to Blacksburg, the Hokies are 36-5 in contests shooting 50% or greater - only losses: vs. BYU (11/27/19), vs.

Miami (1/26/22), at College of Charleston (11/20/22), at Miami (1/31/23), vs. South Carolina (11/10/23).

- Since the 2010-11 season, Tech is 107-16 when shooting 50% or better.

COACH HUNT


- Mike Young had never let a player install a play before in his 38 years of coaching. He'd never had a player like Hunter Cattoor before, though.
- "He wants to be a coach," Young said on Oct. 3. "I had him install [a play] yesterday. I don't think I've ever done that in 38 years as a coach.
- "He commands a great deal of admiration and respect for what he's done here. [It] permeates throughout the program. I think he has embraced that and has done quite a good job thus far, and it'll be very important for this bunch."
- With defense being a point of emphasis for the entire Tech team heading into the season, Cattoor's tutelage will be crucial — and the teaching role is one he hopes to continue into the future. H/T Jack Brizendine

FOCUSED ON TEAM SUCCESS

- As Cattoor wraps up his career in Blacksburg this season, his focus will be on getting the team back to the top of the ACC — and he knows everyone's personal goals will come to fruition in the process.
- "At the end of the day, you want to go out on a high note. You want to compete for another ACC championship. You want to make it to the big dance and make a run," he said.
- "I think that's just the main thing to worry about — team success — and the individual success will come along." H/T Jack Brizendine

BYERS BOUGHT IN ON DEFENSIVE END

- J.D. Byers was hired as an assistant coach in April, bringing 13 years of experience at the Division I level with him to Blacksburg. He worked three stints with current Penn State head coach Mike Rhoades, most recently at VCU from 2017 to 2023.
- According to KenPom, VCU ranked 15th in adjusted defensive efficiency last season. Its three rankings the previous four seasons: seventh, 14th, 45th and seventh. Tech has only posted a top-40 defense five times since joining the ACC in 2004, the last time being 2019-20 under Buzz Williams (No. 20). H/T David Cunningham
- Though he wasn't necessarily the main reason why the Rams were so stingy on defense, Byers brought those lessons to Blacksburg. He watched Tech's games from last season through a unique lens since he wasn't involved, and the players said his feedback in specific areas has really helped.



The 2023-24 season marks the 22nd for Mike Young as a head coach.

SPECIALTY STAT TRACKER

Opponent	Off TOs	Paint	2nd Chance	FB	Bench
Coppin State	30	36	8	10	50
South Carolina	11	36	7	6	17
Campbell	12	30	11	6	9
Wofford	23	44	18	19	33
Boise State	27	32	2	19	22
Iowa State	7	16	10	5	15
Florida Atlantic at Auburn					
Louisville					
Valparaiso					
Vermont					
American at Wake Forest					
at Florida State					
Clemson					
Miami at Virginia					
at NC State					
Boston College					
Georgia Tech					
Duke at Miami					
at Notre Dame					
Florida State at North Carolina					
Virginia at Pitt					
at Syracuse					
Wake Forest at Louisville					
Notre Dame					
Total +/-	+60	+36	-4	+38	+31
Season Highs	30	44	18	19	50

FAST BREAK

Tech has registered **two** wins over **top five** programs under head coach Mike Young - most recently an 81-73 win over No. 3 Villanova on Nov. 28, 2020.

SCHOOL RECORDS

INDIVIDUAL

Games Played (Season)	36, by 5 players
Games Started (Season)	36, by 5 players
Games Played (Career)	136, Malcolm Delaney (2007-11)
Games Started (Career)	126, Dell Curry (1982-86); Bobby Beecher (1982-86)
Consecutive Starts	123, Ace Custis (1993-97)
Minutes Played (Game)	55, by 3 players
Minutes Played (Season)	1,300, Malcolm Delaney (2010-11), 34 games
Minutes Played (Highest Season Average)	38.6, Jay Purcell (1991-92), 28 games
Minutes Played (Career)	4,688, Malcolm Delaney (2007-11)
Minutes Played (Highest Career Average)	35.1, Dale Solomon, 1978-82
Points (Overall Game)	52, Allan Bristow vs. George Washington (2-21-73)
Points (ACC Game)	37, Malcolm Delaney vs. Clemson (1-29-09)
Points (ACC Tournament Game)	32, Jalen Hudson vs. Wake Forest (3-10-15)
Points (NCAA Tournament)	29, Glen Combs vs. Indiana (3-17-67)
Points (NIT)	33, A.D. Vasallo vs. Duquesne (3-18-09)
Points (Season)	801, Erick Green (2012-13), 32 games
Points (ACC Season)	469, Erick Green (2012-13), 18 games
Points (Season Average)	26.6, Bimbo Coles (1988-89), 27 games
Points (Double-Figure Games, Season)	34, Dell Curry (1983-84), 35 games
Points (Career)	2,484, Bimbo Coles (1986-90)
Points (Career Average)	23.1, Allan Bristow (1970-73)
Points (Double-Figure Games, Career)	115, Dell Curry (1982-86)
Field Goals Made (Game)	22, Allan Bristow vs. George Washington (2-21-73)
3-Pointers Made (Game)	9, Hunter Cattoor at Florida State (1-29-22); Justin Robinson vs. Syracuse (1-26-19)
Field Goals Made (Season)	305, Dell Curry (1985-86), 30 games
3-Pointers Made (Season)	106, Wally Lancaster (1987-88), 29 games
Field Goals Made (Career)	1,021, Dell Curry (1982-86)
3-Pointers Made (Career)	273, Hunter Cattoor (2019-pr.)
Free Throws Made (Game)	20, by 3 players
Free Throws Made (Season)	230, Malcolm Delaney (2009-10), 33 games
Free Throws Made (Career)	721, Malcolm Delaney (2007-11)
Rebounds (Game)	36, Chris Smith vs. Washington & Lee (1-9-59)
Rebounds (Season)	495, Chris Smith (1959-60), 26 games
Rebounds (Career)	1,508, Chris Smith (1957-61)
Assists (Game)	12, by 3 players
Assists (Season)	192, Dave Sensibaugh (1975-76), 28 games
Assists (Career)	547, Bimbo Coles (1986-90)
Steals (Game)	8, by 3 players
Steals (Season)	94, Jamon Gordon (2006-07), 34 games
Steals (Career)	295, Dell Curry (1982-86)
Blocks (Game)	9, Roy Brow vs. James Madison (12-6-86); vs. Baptist College (12-12-87)
Blocks (Season)	100, Roy Brow (1987-88), 28 games
Blocks (Career)	251, Roy Brow (1984-88)
TEAM	
Points (Game)	141, vs. Southern Miss (2-6-88)
Points (Season)	2,646, 1987-88, 29 games
Field Goals Made (Game)	52, vs. VMI (2-20-59)
Field Goals Made (Season)	1,058, 1983-84, 35 games
FG Percentage (Game)	.722 (39-54), vs. Syracuse (1-28-76)
FG Percentage (Season)	.517 (1,030-1,993), 1981-82
3-Pointers Made (Game)	21, vs. Delaware State (11-20-19)
3-Pointers Made (Season)	327, 2018-19, 35 games
3FG Percentage (Game)	.720 (18-25), at Florida State (1-29-22)
3FG Percentage (Season)	.403 (290-720), 2016-17
Rebounds (Game)	83, vs. VMI (2-19-61)
Assists (Game)	36, vs. The Citadel (11-12-17)
Steals (Game)	21, at Clemson (2-8-06)
Blocks (Game)	15 (2x), last vs. VMI (12-9-09)

2023-24 HONORS WATCH



Sean Pedulla

The Almanac Top 100

- Ranked No. 96



BLUE COLLAR MENTALITY

- Fifth-year guard Hunter Cattoor talks about the work ethic and mentality a Coach Young team possesses.



EMBRACING ALL ASPECTS OF LIFE

- Robbie Beran has a deep connection with animals. He's pursuing a master's degree in applied animal behavior and welfare at Virginia Tech. Under his roof, Beran has his two dogs – Smokey (chihuahua) and Stella (a Labrador retriever/mutt mix) – then his girlfriend's dog, Ivy (golden retriever).
- The COVID-19 pandemic allowed Beran to embrace his connection with them and the emotional support they have to offer.
- Beran is also thrilled to be playing his final season of college basketball in the Commonwealth. The Richmond, Va., native is reunited with his sister, Annemarie, who attends the Edward Via College of Osteopathic Medicine (VCOM) in Blacksburg.



LEADING AT THE BREAK

- Over the last four seasons, Tech is 55-10 when leading at halftime.
- The Hokies are 67-15 in the Mike Young era when up at half.



NATIONAL POLLS

ASSOCIATED PRESS POLL

Updated: Nov. 20

Rank	School	Record	Points
1	Kansas (52)	3-0	1508
2	Purdue (5)	3-0	1440
3	Arizona (3)	5-0	1364
4	Marquette	3-0	1316
5	UConn (1)	4-0	1299
6	Houston	6-0	1191
7	Tennessee	3-0	1136
8	Creighton	4-0	1119
9	Duke	3-1	1084
10	Miami	5-0	920
11	Gonzaga	2-0	902
12	Texas A&M	4-0	867
13	Baylor	4-0	774
14	North Carolina	3-0	655
15	Texas	4-0	650
16	Kentucky	3-1	617
17	Alabama	4-0	516
18	Colorado	3-0	241
19	Florida Atlantic	2-1	229
20	Arkansas	3-1	224
21	Michigan State	3-2	222
22	James Madison	4-0	217
23	USC	3-1	165
24	Virginia	4-0	164
25	Mississippi State	5-0	163

Receiving Votes: Memphis 149, Illinois 138, BYU 138, San Diego State 77, UCLA 75, TCU 69, Iowa State 67, Villanova 44, Auburn 28, Clemson 12, Oklahoma 10, Princeton 10, Michigan 10, Liberty 7, South Carolina 3, Chattanooga 2, Nevada 1, Drake 1, Colorado State 1

Dropped from Rankings: Villanova 21, Illinois 23

USA TODAY COACHES' POLL

Updated: Nov. 20

Rank	School	Record	Points
1	Kansas (25)	3-0	789
2	Purdue (5)	3-0	757
3	Arizona (2)	5-0	719
4	UConn	4-0	668
5	Marquette	3-0	664
6	Houston	6-0	651
7	Creighton	4-0	593
8	Tennessee	3-0	584
9	Duke	3-1	541
10	Gonzaga	2-0	470
11	Miami	5-0	469
12	Baylor	4-0	435
13	Texas A&M	4-0	432
14	North Carolina	3-0	321
15	Alabama	4-0	318
16	Kentucky	3-1	278
17	Texas	4-0	255
18	Virginia	4-0	162
19	Michigan State	3-2	160
20	Florida Atlantic	2-1	126
21	Colorado	3-0	119
22	Illinois	4-1	102
23	Memphis	3-0	101
24	UCLA	3-0	98
25	Mississippi State	5-0	89

Receiving Votes: Arkansas 83, USC 75, James Madison 60, Villanova 50, TCU 40, Iowa State 35, Clemson 30, San Diego State 30, Auburn 29, BYU 27, Nevada 12, Princeton 11, South Carolina 7, Oregon 2, Liberty 2, Kansas State 2, Florida 2, Iowa 1, NC State 1

Dropped from Rankings: Arkansas 14, USC 20, Villanova 21, Saint Mary's 24

TRACKING TECH

	AP	Coaches
Preseason	-	-
11/13	-	-
11/20	-	-
11/27	-	-
12/4	-	-
12/11	-	-
12/18	-	-
12/25	-	-
1/1	-	-
1/8	-	-
1/15	-	-
1/22	-	-
1/29	-	-
2/5	-	-
2/12	-	-
2/19	-	-
2/26	-	-
3/4	-	-
3/11	-	-
3/18	-	-
Final	-	-

Ratings Tracker (through Nov. 24)

ESPN.com BPI	20
KenPom.com	49
Massey	37
NCAA NET Rankings	-
Bart Torvik	49

Virginia Tech's "Best" NET Wins:


-	-
---	---

2023-24 RANKING SUMMARY

Statistic	National Rank	Conference Rank	Value	National Leader	Value	Conference Leader	Value
Assist/Turnover Ratio (351 ranked)	11	3	1.83	Massachusetts	2.46	Clemson	1.94
Assists Per Game (351 ranked)	32	2	17.7	Kansas	24.2	Clemson	19.0
Bench Points per game (351 ranked)	124	3	24.33	Cornell	41.83	Florida St.	30.60
Blocks Per Game (350 ranked)	240	13	2.8	Missouri	7.8	Virginia	6.3
Effective FG pct (351 ranked)	57	4	0.554	Alabama	0.639	Miami (FL)	0.615
Fastbreak Points (351 ranked)	151	6	10.83	TCU	29.40	NC State	19.80
Field Goal Percentage (351 ranked)	75	4	47.6	UC Santa Barbara	56.1	Miami (FL)	52.4
Field Goal Percentage Defense (351 ranked)	190	9	42.5	UIC	33.8	Virginia	35.4
Fouls Per Game (351 ranked)	90	8	16.0	Creighton	8.5	Boston College	13.8
Free Throw Attempts Per Game (351 ranked)	60	5	23.7	Tulsa	30.8	North Carolina	26.8
Free Throw Percentage (351 ranked)	5	2	83.1	Boston College	85.6	Boston College	85.6
Free Throws Made Per Game (351 ranked)	17	2	19.7	Alabama	23.2	North Carolina	20.2
Rebound Margin (351 ranked)	159	7	2.7	Arizona	19.0	Pittsburgh	17.5
Rebounds (Defensive) Per Game (351 ranked)	236	13	24.83	George Washington	35.80	Pittsburgh	32.33
Rebounds (Offensive) Per Game (351 ranked)	303	12	8.33	Eastern Ky.	20.25	Pittsburgh	16.17
Rebounds Per Game (351 ranked)	299	14	33.17	Eastern Ky.	51.75	Pittsburgh	48.50
Scoring Defense (351 ranked)	79	4	65.2	Houston	49.0	Virginia	53.8
Scoring Margin (351 ranked)	46	5	16.2	BYU	32.2	Pittsburgh	25.0
Scoring Offense (351 ranked)	75	7	81.3	Alabama	97.6	Miami (FL)	89.0
Steals Per Game (351 ranked)	158	7	7.0	Bethune-Cookman	16.4	Florida St.	11.8
Three Point Attempts Per Game (351 ranked)	153	8	23.0	BYU	33.7	Pittsburgh	30.7
Three Point Percentage (351 ranked)	61	3	37.7	Miami (FL)	45.8	Miami (FL)	45.8
Three Point Percentage Defense (351 ranked)	272	14	35.4	UMass Lowell	20.5	Pittsburgh	23.8
Three Pointers Per Game (351 ranked)	78	4	8.7	BYU	13.0	Miami (FL)	10.8
Turnover Margin (351 ranked)	22	3	5.2	Purdue Fort Wayne	10.3	NC State	7.8
Turnovers Forced Per Game (351 ranked)	79	4	14.83	Bethune-Cookman	23.40	Florida St.	18.40
Turnovers Per Game (351 ranked)	32	4	9.7	Houston	8.1	Virginia	8.3
Winning Percentage (340 ranked)	31	3	83.3	28 teams tied	100.0	Clemson	100.0
						Miami (FL)	100.0

GAMES STARTED

	Streak	23-24	Career	ACC
Hunter Cattoor	23	6	77	39
MJ Collins	20	6	22	13
Sean Pedulla	40	6	40	20
Mekhi Long	4	-	64	-
Patrick Wessler	-	-	-	-
Brandon Rechsteiner	-	-	-	-
John Camden	-	-	-	-
Jaydon Young	-	-	-	-
Lynn Kidd	6	6	11	3
Tyler Nickel	-	-	-	-
Robbie Beran	42	6	106	-
Michael Ward	-	-	-	-
Mylyjael Poteat	-	-	3	-
Conner Venable	-	-	-	-




NON-CONFERENCE BREAKDOWN

Team	NET	Result
Coppin State		W, 100-55
South Carolina		L, 77-79
Campbell		W, 60-44
Wofford		W, 98-76
Boise State		W, 82-75
Iowa State		W, 71-62
Florida Atlantic		
Auburn		
Valparaiso		
Vermont		
American		



Hunter Cattoor is first all-time at VT in career 3-pointers made with 273.



SEASON BREAKDOWN

TECH'S RECORD WHEN...

	2023-24
Overall	5-1
ACC	0-0
At home	3-0
On the road	0-0
At neutral sites	2-1
After a win	3-1
After a loss	1-0
In overtime	0-0
vs. ranked opponents	0-0
Winning the opening tip	3-1
Losing the opening tip	2-0
Decided by 1-4 points or OT	0-1
Decided by 5-10 points	2-0
Decided by 11-20 points	1-0
Decided by 21+ points	2-0
Leading at half	5-0
Tied at half	0-0
Trailing at half	0-1
VT shoots 50% or better	2-1
VT shoots 40-49.9%	2-0
VT shoots less than 40%	1-0
VT out-shoots opponent	3-0
Opp. out-shoots VT	2-1
Opp. shoots 40% or better	3-1
Opp. shoots less than 40%	2-0
VT out-rebounds opponent	3-0
Opp. out-rebounds VT	2-1
Rebounds are tied	0-0
VT has more FT attempts	3-1
Opp. has more FT attempts	2-0
VT makes more 3-pointers	2-0
Opp. makes more 3-pointers	3-1
VT wins turnover battle	4-1
Opp. wins turnover battle	1-0
Turnovers are tied	0-0
VT scores 100+	1-0
VT scores 90-99 points	1-0
VT scores 80-89 points	1-0
VT scores 70-79 points	1-1
VT scores 60-69 points	1-0
VT scores 50-59 points	0-0
VT scores < 50 points	0-0
Opp. scores > 99 points	0-0
Opp. scores 90-99 points	0-0
Opp. scores 80-89 points	0-0
Opp. scores 70-79 points	2-1
Opp. scores 60-69 points	1-0
Opp. scores 50-59 points	1-0
Opp. scores < 50 points	1-0
Playing on Monday	1-0
Playing on Tuesday	0-0
Playing on Wednesday	1-0
Playing on Thursday	1-0
Playing on Friday	1-1
Playing on Saturday	0-0
Playing on Sunday	1-0
In November	5-1
In December	0-0
In January	0-0
In February	0-0
In March	0-0
Playing during the day	0-0
Playing at night	5-1
Wearing White	5-0
Wearing Maroon	0-0
Wearing Orange	0-1
Wearing Black	0-0

STARTING LINEUPS

W/L

5-1 Sean Pedulla, Hunter Cattoor, MJ Collins, Robbie Beran, Lynn Kidd

Margin of Victory/Defeat

	1	2	3	4	5	6	7	8	9	10	11-19	20+
Wins	-	-	-	-	-	-	1	-	1	-	1	2
Losses	-	1	-	-	-	-	-	-	-	-	-	-

Most First Half Points

Virginia Tech 45 vs. Coppin State (11/6/23)
Opponents 41 by Boise State (11/23/23)

Most Second Half Points

Virginia Tech 55 (2x), last vs. Wofford (11/19/23)
Opponents 43 by Wofford (11/19/23)

Fewest First Half Points

Virginia Tech 26 vs. Campbell (11/15/23)
Opponents 16 by Campbell (11/15/23)

Fewest Second Half Points

Virginia Tech 31 vs. Iowa State (11/24/23)
Opponents 28 by Campbell (11/15/23)

Largest Halftime Lead

Virginia Tech 26 vs. Coppin State (11/6/23)
Opponents 7 by South Carolina (11/10/23)

Largest Margin of Victory

Virginia Tech 45 vs. Coppin State (11/6/23)
Opponents 2 by South Carolina (11/10/23)

MISCELLANEOUS

How 1st Points Were Scored	Rebounds Leader	Blocks Leader	15+ Rebounds
Layup 1	Lynn Kidd 4	Robbie Beran 5	Lynn Kidd 1
3FG 2	Mekhi Long 1	Hunter Cattoor 1	
Jumper 1	Sean Pedulla 2	Lynn Kidd 1	20+ Rebounds
Dunk -		Tyler Nickel 1	-
Free Throw 2	Assists Leader	Mylyjael Poteat 1	
Tip-in -	Hunter Cattoor 1		5+ Assists
	MJ Collins 1		Sean Pedulla 5
Scored VT's 1st Points	Lynn Kidd 1	10+ Points	Jaydon Young 1
Hunter Cattoor 3	Sean Pedulla 5	Hunter Cattoor 6	
Lynn Kidd 1		Lynn Kidd 6	
Sean Pedulla 2	Steals Leader	Tyler Nickel 4	10+ Assists
	Robbie Beran 1	Brandon Rechsteiner 1	Sean Pedulla 1
	MJ Collins 3	Sean Pedulla 5	
First Off VT Bench	Lynn Kidd 1		5+ Steals
Mekhi Long 5	Lynn Kidd 1	20+ Points	-
Tyler Nickel 3	Mekhi Long 2	Lynn Kidd 2	
Mylyjael Poteat 4	Tyler Nickel 1	Sean Pedulla 1	5+ Blocks
	Sean Pedulla 3		-
Points Leader	Jaydon Young 1	30+ Points	
Hunter Cattoor 2		-	Double-Doubles
Lynn Kidd 3			Lynn Kidd 2
Sean Pedulla 2	10+ Rebounds		Sean Pedulla 1
	Lynn Kidd 2		
		Triple-Doubles	
		-	-

THE LAST TIME

LAST TIME VIRGINIA TECH...

Scored 100+ points and won	100-55, vs. Coppin State, 11/6/23
Scored 100+ points and lost	100-104 (2OT), vs. Maryland, 2/27/10
Played in OT	65-70 (OT), at Boston College, 12/21/22
Played in consecutive OTs	82-77 (OT), vs. UAB, 11/28/15; 79-81 (OT), vs. Northwestern, 12/1/15
Played in 2OT	79-77 (2OT), vs. North Carolina, 1/22/20
Played in 3OT	95-102 (3OT), vs. Miami (Fla.), 2/19/20
Scored 100+ points	100-55, vs. Coppin State, 11/6/23
Scored 90-99 points	98-76, vs. Wofford, 11/19/23
Scored 80-89 points	82-75, vs. Boise State, 11/23/23
Scored 70-79 points	71-62, vs. Iowa State, 11/24/23
Scored 60-69 points	60-44, vs. Campbell, 11/15/23
Scored 50-59 points	50-51, at #19 Clemson, 1/21/23
Scored 40-49 points	47-24, at #23 NC State, 2/2/19
Scored 30-39 points	39-65, at #19 Virginia, 1/4/20
Scored 20-29 points	27-40, at McGuire Hospital, 2/2/46
Scored 10-19 points	16-45, at Virginia, 1/30/39
Scored less than 10 points	9-29, vs. North Carolina, 1/12/35
Allowed 100+ points	95-102 (3OT), vs. Miami (Fla.), 1/19/20
Allowed 90-99 points	77-97, vs. NC State, 3/8/23
Allowed 80-89 points	72-81, at Cincinnati, 3/15/23
Allowed 70-79 points	82-75, vs. Boise State, 11/23/23
Allowed 60-69 points	71-62, vs. Iowa State, 11/24/23
Allowed 50-59 points	100-55, vs. Coppin State, 11/6/23
Allowed 40-49 points	60-44, vs. Campbell, 11/15/23
Allowed 30-39 points	65-39, vs. Radford, 11/15/21
Allowed 20-29 points	47-24, at #23 NC State, 2/2/19
Allowed 10-19 points	60-19, vs. Lynchburg, 1/9/46
Allowed less than 10 points	28-9, vs. Hampden-Sydney, 1/17/1923
Scored at least 60 points in a half	66, 2nd Half, vs. The Citadel, 11/12/17
Largest margin of victory	83, vs. Randolph-Macon (87-4), 1/10/1911
Largest margin of victory in ACC	38, vs. Wake Forest (84-46), 2/27/21
Defeated a ranked opponent on the road	47-24, at #23 NC State, 2/2/19
Defeated a ranked opponent at home	74-68, vs. #6 Virginia, 2/4/23
Defeated a ranked opponent on a neutral court	82-67, vs. #7 Duke, 3/12/22
Defeated a defending national champion	65-51, vs. #8 Virginia, 1/30/21
Held opponent without a double-figure scorer	65-39, vs. Radford, 11/15/21
Failed to have a double-figure scorer	41-57, vs. Temple, 2/25/96
Had 5 or more players score in double figures	5, vs. Coppin State, 11/6/23
Had 6 or more players score in double figures	vs. Cornell, 12/8/21
Had 7 or more players score in double figures	vs. Cornell, 12/8/21
Did not make a 3FG	at Providence, 2/1/03
Opponent did not make a 3FG	vs. Virginia, 2/14/22
Did not shoot a FT in the first half	at Cincinnati, 3/15/23
Did not shoot a FT in the second half	at #10 Virginia, 1/18/23
Opponent did not shoot a FT	vs. Merrimack, 11/21/21
Opponent did not make a FT	vs. Florida State, 3/4/23
Held an opponent under 10 points in a half	9, vs. Eastern Michigan (1H), 12/22/11
Held an opponent under 20 points in a half	17, vs. Pitt (1H), 2/7/22
Had double-figure blocked shots	10, vs. Wake Forest, 2/27/21
Came back from a double-figure deficit to win	12, vs. Boise State, 11/23/23
Lost a double-digit lead	11, at Boston College, 1/22/22
Led by 20 or more points at halftime	26, vs. Coppin State, 11/6/23
Had 20-29 assists in a game	20, vs. Wofford, 11/19/23
Had 30 or more assists	36, vs. The Citadel, 11/12/17
Held a team under 20 percent from the floor	16.7%, at No. 23/22 NC State, 2/2/19
Held a team under three made FGs in a half	2, vs. Notre Dame, 1/10/21
Won an ACC Tournament Championship	82-67, vs. #7 Duke, 3/12/22
Won an NCAA Tournament game	67-58, vs. Liberty, 3/24/19

WHAT'S A HOKIE?

The answer leads all the way back to 1896 when Virginia Agricultural and Mechanical College changed its name to Virginia Polytechnic Institute. With the change came the necessity for writing a new cheer and a contest for such a purpose was held by the student body.



Senior O.M. Stull won first prize for his "Hokie" yell which is still used today. Later, when asked if "Hokie" had any special meaning, Stull explained the word was solely the product of his imagination and was used only as an attention-getter for his yell. It soon became a nickname for all Tech teams and for those people loyal to Tech athletics.

The official university school colors - Chicago Maroon and Burnt Orange - also were introduced in 1896. The colors were chosen by a committee because they made a 'unique combination' not worn elsewhere at the time. The official definition of "Hokie" is "a loyal Virginia Tech Fan."



OUR NAME


When referring to our name, we ask that you use Virginia Tech, Hokies or Tech - and not 'Vah Tech.' Thank you!

THE LAST TIME

LAST TIME A VIRGINIA TECH PLAYER...

Recorded a double-double	Lynn Kidd (24 pts./15 rebs.), vs. Campbell, 11/15/23
Recorded a triple-double	Justyn Mutts (12 pts./14 rebs./11 ast.), vs. Syracuse, 2/12/22
Two Tech players recorded double-doubles in same game	Sean Pedulla (15 pts./10 asts.) & Lynn Kidd (14 pts./11 rebs.), vs. Coppin State, 11/6/23
Two Tech players recorded double-doubles in consecutive games	vs. North Carolina (ACC Tournament), 3/13/09; vs. Duquesne (NIT), 3/18/09
Had five or more steals	Sean Pedulla (5), at Georgia Tech, 2/15/23
Had 10 or more assists in a game	Sean Pedulla (10), vs. Coppin State, 11/6/23
Had 20 or more rebounds in a game	Jeff Allen (21), vs. Longwood, 12/14/08
Two Tech players with double-figure rebounds	Grant Basile (10) and Lynn Kidd (10), vs. Delaware State, 11/7/22
Two Tech players had five or more assists	Sean Pedulla (10) & Jaydon Young (5), vs. Coppin State, 11/6/23
Three Tech players had five or more assists	Justyn Mutts (8), Hunter Cattoor (8) & Grant Basile (5), vs. Syracuse, 1/28/23
Four Tech players had five or more assists	Kerry Blackshear Jr. (8), Devin Wilson (7), Justin Robinson (7) & Chris Clarke (5), vs. The Citadel, 11/12/17
Three Tech players made five or more 3FG	Nahiem Alleyne (5), Jalen Cone (5) & Isaiah Wilkins (5), vs. Delaware State, 11/20/19
Eight or more Tech players made a 3FG	8 players, at Pitt, 2/5/22
Two Tech players scored 20 or more points	Hunter Cattoor (20) & Sean Pedulla (20), at Miami, 1/31/23
Three Tech players scored 20 or more points	Nickeil Alexander-Walker (25), Ahmed Hill (23) & Justin Robinson (23), vs. #23 Purdue, 11/18/18
Two Tech players scored 20 or more points in consecutive games	Nickeil Alexander-Walker & Kerry Blackshear Jr., 11/10/17 & 11/12/17
Tech player scored 30 or more points in consecutive games	Grant Basile, 2/8/23 & 2/11/23
Tech freshman scored 20 or more points in a game	Sean Pedulla (20), at Florida State, 1/29/22
Three Tech freshmen scored in double figures in a game	Hunter Cattoor (14), Jalen Cone (11) & Lander Nolley II (10), vs. North Carolina, 3/10/20
Four Tech freshmen scored in double figures in a game	Landers Nolley II (21), Tyrece Radford (21), Jalen Cone (15) & Nahiem Alleyne (10), at Wake Forest, 1/14/20
Tech player scored 30-39 points in a game	Grant Basile (33), at Notre Dame, 2/11/23
Tech player scored 40-49 points in a game	Dorenzo Hudson (41), vs. Seton Hall, 1/2/10
Tech player scored 50+ points in a game	Bimbo Coles (51), vs. Southern Miss, 2/6/88
Tech player had consecutive double-doubles	Justyn Mutts, 11/17/22, 11/18/22
Tech player had three consecutive double-doubles	Keve Aluma, 1/27/21, 1/30/21, 2/3/21
Tech freshman had consecutive double-doubles	Kerry Blackshear Jr., 12/13/15, 12/19/15
Tech allowed a triple-double	Dennis Smith Jr. (27 pts./11 rebs./11 ast.), at NC State, 1/4/17
Tech had a walk-on score double figures	Christian Beyer (13), vs. Alabama A&M, 12/14/14





MIKE YOUNG

Head Coach | Fifth Season at Virginia Tech

2020-21 ACC Coach of the Year

CAREER RECORDS

Overall Record	377-296
Conference Games	210-162
Non-Conference Games	162-131
Conference Tournament	25-15
NCAA Tournament	1-7
Overtime Games	20-17
One-Point Games	12-15
vs. AP Top 25	9-29

VS. CURRENT ACC HEAD COACHES

Coach	All	VT	Wofford
Earl Grant	0-3	0-3	-
Brad Brownell	4-5	4-3	0-2
Jon Scheyer	1-1	1-1	-
Leonard Hamilton	2-1	2-1	-
Josh Pastner	3-4	2-3	1-1
Kenny Payne	1-0	1-0	-
Jim Larrañaga	4-6	3-5	1-1
Kevin Keatts	2-3	2-3	-
Hubert Davis	2-2	2-2	-
Micah Shrewsberry	1-0	1-0	-
Jeff Capel III	4-1	4-1	-
Jim Boeheim	3-3	3-3	-
Tony Bennett	3-5	3-4	0-1
Steve Forbes	8-5	2-2	6-3
Total	38-39	30-31	8-8

vs. Coach Young

Earl Grant	3-0 at BC
Brad Brownell	5-4 at Clemson
Jon Scheyer	1-1 at Duke
Leonard Hamilton	1-2 at Florida State
Josh Pastner	4-3 at Georgia Tech
Kenny Payne	0-1 at Louisville
Jim Larrañaga	0-1 at GMU; 6-3 at Miami
Kevin Keatts	3-2 at NC State
Hubert Davis	2-2 at UNC
Micah Shrewsberry	0-1 at Penn State
Jeff Capel III	1-4 at Pitt
Jim Boeheim	3-3 at Syracuse
Tony Bennett	5-3 at UVA
Steve Forbes	3-6 at ETSU; 2-2 at Wake

▶ COACH YOUNG: CAREER BREAKDOWN

Season	School	Overall	Conference	Finish	Postseason	Ranking	RPI/NET
2002-03	Wofford	14-15 .483	8-8 .500	T6th	-	-/-	219
2003-04	Wofford	9-20 .310	4-12 .250	T10th	-	-/-	273
2004-05	Wofford	14-14 .500	7-9 .438	8th	-	-/-	225
2005-06	Wofford	11-18 .379	6-9 .400	9th	-	-/-	287
2006-07	Wofford	10-20 .333	5-13 .278	T9th	-	-/-	295
2007-08	Wofford	16-16 .500	8-12 .400	8th	-	-/-	191
2008-09	Wofford	16-14 .533	12-8 .600	4th	-	-/-	177
2009-10	Wofford	26-9 .743	15-3 .833	1st	NCAA First Round	-/-	73
2010-11	Wofford	21-13 .618	14-4 .778	T1st	NCAA First Round	-/-	105
2011-12	Wofford	19-14 .576	12-6 .667	T2nd	CBI	-/-	178
2012-13	Wofford	13-19 .406	7-11 .389	T8th	-	-/-	253
2013-14	Wofford	20-13 .606	11-5 .688	T3rd	NCAA First Round	-/-	152
2014-15	Wofford	28-7 .800	16-2 .889	1st	NCAA First Round	RV/-	49
2015-16	Wofford	15-17 .469	11-7 .611	T3rd	-	-/-	202
2016-17	Wofford	16-17 .485	10-8 .556	T4th	-	-/-	189
2017-18	Wofford	21-13 .618	11-7 .611	T4th	CIT	-/-	141
2018-19	Wofford	30-5 .857	18-0 1.000	1st	NCAA Second Round	19/18	14
Totals	17 Seasons	299-244 .551	175-124 .585				
2019-20	Virginia Tech	16-16 .500	7-13 .350	T10th	-	-/-	92
2020-21	Virginia Tech	15-7 .682	9-4 .692	3rd	NCAA First Round	25/RV	51
2021-22	Virginia Tech	23-13 .639	11-9 .550	7th	NCAA First Round	RV/RV	27
2022-23	Virginia Tech	19-15 .559	8-12 .400	11th	NIT First Round	-/-	75
2023-24	Virginia Tech	5-1 .833	0-0 .000	-	-	-/-	-
Totals	5 Seasons	78-52 .600	35-38 .479				
Overall	22 Seasons	377-296 .560	210-162 .565				

▶ THE YOUNG FILE

Born	5/1/1963
Hometown	Radford, Virginia
Wife	Margaret
Children	Cooper, Davis
Education	Emory & Henry, 1986
Joined Tech Staff	4/7/2019
Years as College Head Coach	22
Years as College Coach	38

Coaching Career

1986-88	Assistant Coach, Emory & Henry
1988-89	Graduate Assistant, Radford
1989-98	Assistant Coach, Wofford
1998-02	Associate Head Coach, Wofford
2002-19	Head Coach, Wofford
2019-pr.	Head Coach, Virginia Tech

▶ ACCOMPLISHMENTS

Seven NCAA Tournaments

2022, 2021, 2019, 2015, 2014, 2011, 2010

One ACC Tournament Championship

2022

Five SoCon Tournament Championships

2019, 2015, 2014, 2011, 2010

Four SoCon Regular-Season Titles

2019, 2015, 2011, 2010

Two-time National Coach of the Year

2019 (Sporting News), 2010 (Hugh Durham)

Three AP All-America Selections

Fletcher Magee (2018-19), Karl Cochran (2014-15), Noah Dahlman (2009-10)

O HUNTER CATTOOR

GRADUATE STUDENT Guard | 6-3 | 200 | M.A. in Education, Liberal Arts and Human Sciences
Orlando, Florida | Bishop Moore



SEASON/CAREER BESTS

POINTS

Season 19 vs. Boise State (11/23/23)
Career 31 vs. Duke (3/12/22)

REBOUNDS

Season 4 (2x), last vs. Campbell (11/15/23)
Career 9 vs. Radford (11/15/21)

ASSISTS

Season 4 vs. Coppin State (11/6/23)
Career 8 vs. Syracuse (1/28/23)

BLOCKS

Season 1 vs. Coppin State (11/6/23)
Career 3 vs. Wake Forest (2/27/21)

STEALS

Season 1 (4x), last vs. Iowa State (11/24/23)
Career 4 (2x), last vs. Miami (2/21/23)

MINUTES

Season 40 vs. South Carolina (11/10/23)
Career 40 (4x), last vs. South Car. (11/10/23)

FIELD GOALS MADE

Season 5 (2x), last vs. Boise State (11/23/23)
Career 11 vs. Duke (3/12/22)

FIELD GOALS ATTEMPTED

Season 12 vs. South Carolina (11/10/23)
Career 16 vs. Duke (3/12/22)

3-PT. FIELD GOALS MADE

Season 5 vs. Boise State (11/23/23)
Career 9 at Florida State (1/29/22)

3-PT. FIELD GOALS ATTEMPTED

Season 10 (2x), last vs. Boise State (11/23/23)
Career 11 at Florida State (1/29/22)

FREE THROWS MADE

Season 7 vs. Iowa State (11/24/23)
Career 7 (2x), last vs. Iowa State (11/24/23)

FREE THROWS ATTEMPTED

Season 8 vs. Iowa State (11/24/23)
Career 8 (3x), last vs. Iowa State (11/24/23)

CAREER STATS

SEASON	TEAM	GP-GS	MIN/AVG	FG-FGA	FG%	3FG-3FGA	3FG%	FT-FTA	FT%	OFF	DEF	TOT	AVG	PF-FO	A	TO	BLK	STL	PTS	AVG
2019-20	VT	31-3	628/20.3	69-165	.418	51-127	.402	14-22	.636	4	73	77	2.5	44-0	35	16	4	31	203	6.5
2020-21	VT	22-2	492/22.3	57-125	.456	39-90	.433	34-43	.791	2	39	41	1.9	34-1	30	26	11	20	187	8.5
2021-22	VT	36-36	1183/32.9	121-278	.435	83-199	.417	36-50	.720	12	131	143	4.0	80-0	73	36	6	39	361	10.0
2022-23	VT	30-30	1024/34.1	104-242	.430	78-184	.424	39-51	.765	8	104	112	3.7	56-0	71	28	4	30	325	10.8
2023-24	VT	6-6	193/32.1	25-56	.446	22-48	.458	20-22	.909	0	16	16	2.7	15-1	9	5	1	4	92	15.3
TOTAL		125-77	3520/28.2	376-866	.434	273-648	.421	143-188	.761	26	363	389	3.1	229-2	218	111	26	124	1168	9.3

- Got engaged to Chloe Brooks in June 2023. *Last name pronounced: cuh-TOUR*
- 2022 ACC Tournament MVP; 31 points vs. Duke in title game.
- MVP of Basketball Hall of Fame Shootout vs. St. Bonaventure.
- One of Tech's top threats from three.
- Had 12 games of hitting three or more 3FGs in back-to-back seasons (2020-22).
- Reached double-figure scoring 17 times as a junior.
- Erupted for nine 3-pointers (tied single-game program record) at Florida State, which was the turning point in the Hokies' 2021-22 season.
- Originally committed to Wofford, but signed with the Hokies after Virginia Tech's hiring of Mike Young.
- Four-year letterwinner at Bishop Moore High School.
- Scored 1,420 points in high school. Was a 3-star recruit (247 Sports).
- Also played quarterback on Bishop Moore's football team.
- Wants to coach basketball when playing career is over.

2023-24 GAME-BY-GAME STATS

Opponent	Date	GS	MIN	Total		3-Pointers		Free throws		Rebounds				PF	A	TO	BLK	STL	PTS	AVG	
				FG-FGA	PCT	3FG-3FGA	PCT	FT-FTA	PCT	OFF	DEF	TOT	AVG								
Coppin St.	11/06/2023	*	26:17	3-5	.600	3-5	.600	4-4	1.000	0	2	2	2.0	2	4	1	1	1	13	13.0	
vs South Carolina	11/10/2023	*	40:00	4-12	.333	3-10	.300	2-2	1.000	0	4	4	3.0	3	0	0	0	0	13	13.0	
Campbell	11/15/2023	*	35:01	4-11	.364	4-9	.444	0-0	.000	0	4	4	3.3	0	0	0	0	12	12.7		
Wofford	11/19/2023	*	28:48	5-8	.625	4-7	.571	3-3	1.000	0	2	2	3.0	2	3	2	0	1	17	13.8	
vs Boise St.	11/23/2023	*	36:51	5-11	.455	5-10	.500	4-5	.800	0	1	1	2.6	3	1	1	0	1	19	14.8	
vs Iowa St.	11/24/2023	*	25:42	4-9	.444	3-7	.429	7-8	.875	0	3	3	2.7	5	1	1	0	1	18	15.3	
Totals			6	192:39	25-56	.446	22-48	.458	20-22	.909	0	16	16	2.7	15	9	5	1	4	92	15.3

Player Averages

Games Played	Minutes/game	Points/game	FG Pct	3FG Pct	FT Pct	Rebounds/game	Assists/game	Turnovers/game	Assist/Turnover ratio	Steals/game	Blocks/game
6	32.1	15.3	44.6	45.8	90.9	2.7	1.5	0.8	1.8	0.7	0.2

PRODUCTION TRACKER

	This Season	Career
Scored 10+ Points	6	61
Scored 20+ Points	-	6
Led Tech in Scoring	2	13
Made 3+ 3FGs	6	46
Led Tech in 3FGM	5	51
Shot over 40% from 3	5	70
Had a Double-Double	-	-
Had Multiple Assists	2	59
Had Multiple Steals	-	33



2 MJ COLLINS

SOPHOMORE Guard | 6-4 | 195 | Communication
Clover, South Carolina | Combine Academy



SEASON/CAREER BESTS

POINTS

Season 6 (2x), last vs. Wofford (11/19/23)
Career 12 at Notre Dame (2/11/23)

REBOUNDS

Season 5 vs. Iowa State (11/24/23)
Career 8 vs. UNC (12/4/22)

ASSISTS

Season 4 vs. Campbell (11/15/23)
Career 4 (4x), last vs. Campbell (11/15/23)

BLOCKS

Season 1 vs. Campbell (11/15/23)
Career 1 vs. Campbell (11/15/23)

STEALS

Season 4 vs. Iowa State (11/24/23)
Career 4 vs. Iowa State (11/24/23)

MINUTES

Season 32 vs. Campbell (11/15/23)
Career 36 vs. Pitt (2/18/23)

FIELD GOALS MADE

Season 2 (2x), last vs. Wofford (11/19/23)
Career 4 (2x), last at Notre Dame (2/11/23)

FIELD GOALS ATTEMPTED

Season 10 vs. Campbell (11/15/23)
Career 10 vs. Campbell (11/15/23)

3-PT. FIELD GOALS MADE

Season -
Career 3 vs. Syracuse (1/28/23)

3-PT. FIELD GOALS ATTEMPTED

Season 3 (2x), last vs. Iowa State (11/24/23)
Career 5 (2x), last vs. Florida St. (3/4/23)

FREE THROWS MADE

Season 4 vs. Coppin State (11/6/23)
Career 6 at Louisville (2/28/23)

FREE THROWS ATTEMPTED

Season 4 vs. Coppin State (11/6/23)
Career 6 at Louisville (2/28/23)

CAREER STATS

SEASON	TEAM	GP-GS	MIN/AVG	FG-FGA	FG%	3FG-3FGA	3FG%	FT-FTA	FT%	OFF	DEF	TOT	AVG	PF-FO	A	TO	BLK	STL	PTS	AVG
2022-23	VT	34-16	840/24.7	49-141	.348	18-68	.265	24-30	.800	16	64	80	2.4	46-0	49	18	0	12	140	4.1
2023-24	VT	6-6	135/22.4	7-37	.189	0-10	.000	8-8	1.000	2	11	13	2.2	8-0	14	3	1	9	22	3.7
TOTAL		40-22	975/24.4	56-178	.315	18-78	.231	32-38	.842	18	75	93	2.3	54-0	63	21	1	21	162	4.1

- Should see a jump in production as a sophomore; has focused a great deal of time on his 3-point shot in the offseason.
- Coach Young would like to see MJ defend the opponent's best guard, taking that load off Cattoor.
- Hit the game-winning shot against Duke on Jan. 23, 2023.
- A two-year letterwinner at Westminster Catawba before transferring to Combine Academy for his senior season.
- Combine ended the season ranked No. 20 in the country with a 25-5 record and a state championship in 2021-22.
- All-state, all-conference and the Male Athlete of the Year after averaging 23 points per game as a junior.
- Tabbed the second-best player in the state of South Carolina and the 27th-best combo guard nationally, according to 247Sports.
- Four-star recruit and ranked 22nd at his position by ESPN.
- Chose the Hokies over Clemson, Oklahoma, Providence, South Florida and East Tennessee State.
- His sister, Reneazia, won three state championships in track.

2023-24 GAME-BY-GAME STATS

Opponent	Date	GS	MIN	Total		3-Pointers		Free throws		Rebounds			PF	A	TO	BLK	STL	PTS	AVG		
				FG-FGA	PCT	3FG-3FGA	PCT	FT-FTA	PCT	OFF	DEF	TOT								AVG	
Coppin St.	11/06/2023	*	21:31	1-8	.125	0-3	.000	4-4	1.000	1	1	2	2.0	2	2	0	0	1	6	6.0	
vs South Carolina	11/10/2023	*	17:51	1-3	.333	0-0	.000	0-0	.000	0	0	0	1.0	1	2	0	0	2	2	4.0	
Campbell	11/15/2023	*	32:44	2-10	.200	0-3	.000	0-0	.000	0	3	3	1.7	0	4	1	1	2	4	4.0	
Wofford	11/19/2023	*	26:23	2-5	.400	0-0	.000	2-2	1.000	0	3	3	2.0	1	3	0	0	0	6	4.5	
vs Boise St.	11/23/2023	*	08:19	0-3	.000	0-1	.000	0-0	.000	0	0	0	1.6	3	0	0	0	0	3.6		
vs Iowa St.	11/24/2023	*	27:46	1-8	.125	0-3	.000	2-2	1.000	1	4	5	2.2	1	3	2	0	4	4	3.7	
Totals			6	134:34	7-37	.189	0-10	.000	8-8	1.000	2	11	13	2.2	8	14	3	1	9	22	3.7

Player Averages

Games Played	Minutes/game	Points/game	FG Pct	3FG Pct	FT Pct	Rebounds/game	Assists/game	Turnovers/game	Assist/Turnover ratio	Steals/game	Blocks/game
6	22.4	3.7	18.9	0.0	100.0	2.2	2.3	0.5	4.7	1.5	0.2

PRODUCTION TRACKER

	This Season	Career
Scored 10+ Points	-	3
Scored 20+ Points	-	-
Led Tech in Scoring	-	-
Made multiple 3FGs	-	4
Led Tech in 3FGM	-	2
Shot over 40% from 3	-	9
Had a Double-Double	-	-
Had Multiple Assists	5	21
Had Multiple Steals	3	5



3 SEAN PEDULLA

JUNIOR Guard | 6-1 | 195 | Sports Media and Analytics
Edmond, Oklahoma | Edmond Memorial



SEASON/CAREER BESTS

POINTS

Season 26 vs. South Carolina (11/10/23)
Career 26 vs. South Carolina (11/10/23)

REBOUNDS

Season 9 vs. South Carolina (11/10/23)
Career 9 vs. South Carolina (11/10/23)

ASSISTS

Season 10 vs. Coppin State (11/6/23)
Career 8 vs. Delaware State (11/7/22)

BLOCKS

Season -
Career 1 (7x), last at Louisville (2/28/23)

STEALS

Season 2 (3x), last vs. Boise State (11/23/23)
Career 5 at Georgia Tech (2/15/23)

MINUTES

Season 38 vs. South Carolina (11/10/23)
Career 44 at Boston College (12/21/22)

FIELD GOALS MADE

Season 9 vs. Wofford (11/19/23)
Career 9 (2x), last vs. Wofford (11/19/23)

FIELD GOALS ATTEMPTED

Season 16 (2x), last vs. Boise State (11/23/23)
Career 18 (3x), last at Clemson (1/21/23)

3-PT. FIELD GOALS MADE

Season 5 vs. Iowa State (11/24/23)
Career 6 (2x), last vs. Florida St. (3/4/23)

3-PT. FIELD GOALS ATTEMPTED

Season 7 (2x), last vs. Iowa State (11/24/23)
Career 11 at Syracuse (1/11/23)

FREE THROWS MADE

Season 9 vs. South Carolina (11/10/23)
Career 10 vs. Texas (3/18/22)

FREE THROWS ATTEMPTED

Season 11 vs. South Carolina (11/10/23)
Career 11 vs. South Carolina (11/10/23)

CAREER STATS

SEASON	TEAM	GP-GS	MIN/AVG	FG-FGA	FG%	3FG-3FGA	3FG%	FT-FTA	FT%	OFF	DEF	TOT	AVG	PF-FO	A	TO	BLK	STL	PTS	AVG
2021-22	VT	36-0	464/12.9	62-145	.428	34-76	.447	36-40	.900	6	36	42	1.2	54-2	47	31	1	21	194	5.4
2022-23	VT	34-34	1212/35.6	179-430	.416	67-195	.344	85-99	.859	14	109	123	3.6	95-4	130	71	6	41	510	15.0
2023-24	VT	6-6	183/30.4	33-74	.446	12-26	.462	22-27	.815	3	27	30	5.0	12-0	35	14	0	8	100	16.7
TOTAL		76-40	1858/24.4	274-649	.422	113-297	.380	143-166	.861	23	172	195	2.6	161-6	212	116	7	70	804	10.6

- Enters Year 2 of starting at point guard for the Hokies. *Last name pronounced: puh-DOOL-uh*
- Should emerge as a key leader on and off the court for Tech.
- Averaged 35.6 minutes per game as a sophomore – a lot of responsibility and experience gained.
- Solid sharpshooter from downtown – shot over 40% from three 18 times as a freshman.
- Posted a career-high 25 points vs. Florida State on March 4, 2023.
- Guided Edmond Memorial to three state tournaments.
- Two-time all-state selection and COAC Offensive Player of the Year that averaged 17.6 points a game as a senior.
- Rated the 165th-best prospect in the 2021 class on 247Sports.
- Tabbed the second-best player in the state of Oklahoma and the 25th-best point guard nationally, according to 247Sports.
- Chose the Hokies over Minnesota and Oklahoma State.
- One of Dominic and Bernadette Pedulla's nine children. His siblings JJ, Edmund and Claire won state championships in high school basketball, while Brendan won a state championship in rugby.

2023-24 GAME-BY-GAME STATS

Opponent	Date	GS	MIN	Total		3-Pointers		Free throws		Rebounds				PF	A	TO	BLK	STL	PTS	AVG
				FG-FGA	PCT	3FG-3FGA	PCT	FT-FTA	PCT	OFF	DEF	TOT	AVG							
Coppin St.	11/06/2023	*	26:16	5-11	.455	3-7	.429	2-2	1.000	1	3	4	4.0	2	10	2	0	2	15	15.0
vs South Carolina	11/10/2023	*	38:29	7-13	.538	3-6	.500	9-11	.818	1	8	9	6.5	1	5	2	0	1	26	20.5
Campbell	11/15/2023	*	25:50	2-9	.222	0-3	.000	1-2	.500	0	2	2	5.0	4	5	1	0	2	5	15.3
Wofford	11/19/2023	*	23:01	9-16	.563	0-0	.000	1-2	.500	1	4	5	5.0	2	2	1	0	0	19	16.3
vs Boise St.	11/23/2023	*	36:08	5-16	.313	1-3	.333	7-8	.875	0	6	6	5.2	1	7	3	0	2	18	16.6
vs Iowa St.	11/24/2023	*	32:56	5-9	.556	5-7	.714	2-2	1.000	0	4	4	5.0	2	6	5	0	1	17	16.7
Totals			6 182:40	33-74	.446	12-26	.462	22-27	.815	3	27	30	5.0	12	35	14	0	8	100	16.7

Player Averages

Games Played	Minutes/game	Points/game	FG Pct	3FG Pct	FT Pct	Rebounds/game	Assists/game	Turnovers/game	Assist/Turnover ratio	Steals/game	Blocks/game
6	30.4	16.7	44.6	46.2	81.5	5.0	5.8	2.3	2.5	1.3	0.0

PRODUCTION TRACKER

	This Season	Career
Scored 10+ Points	5	41
Scored 20+ Points	1	8
Led Tech in Scoring	2	17
Made 3+ 3FGs	3	15
Led Tech in 3FGM	3	13
Shot over 40% from 3	3	36
Had a Double-Double	1	1
Had Multiple Assists	6	51
Had Multiple Steals	3	19



4 MEKHI LONG

GRADUATE STUDENT Forward | 6-7 | 200 | Leadership
Bryans Road, Md. | Old Dominion



SEASON/CAREER BESTS

POINTS

Season 6 (3x), last vs. Wofford (11/19/23)
Career 25 vs. UMES (11/7/22)

REBOUNDS

Season 8 vs. Iowa State (11/24/23)
Career 19 at Coastal Carolina (1/28/23)

ASSISTS

Season 3 vs. Coppin State (11/6/23)
Career 4 (3x), last vs. Va. Wesleyan (11/14/22)

BLOCKS

Season -
Career 4 vs. Longwood (11/26/21)

STEALS

Season 2 (2x), last vs. South Carolina (11/10/23)
Career 5 vs. UAB (2/13/22)

MINUTES

Season 24 vs. Iowa State (11/24/23)
Career 42 at Georgia Southern (1/7/23)

FIELD GOALS MADE

Season 3 vs. South Carolina (11/10/23)
Career 7 (3x), last at Coastal Carolina (1/28/23)

FIELD GOALS ATTEMPTED

Season 5 (2x), last vs. Wofford (11/19/23)
Career 14 at App State (2/18/23)

3-PT. FIELD GOALS MADE

Season -
Career 3 (3x), last vs. Gardner-Webb (12/10/22)

3-PT. FIELD GOALS ATTEMPTED

Season 2 (2x), last vs. Iowa State (11/24/23)
Career 6 vs. James Madison (2/2/23)

FREE THROWS MADE

Season 2 (3x), last vs. Iowa State (11/24/23)
Career 10 vs. UMES (11/7/22)

FREE THROWS ATTEMPTED

Season 4 vs. Coppin State (11/6/23)
Career 11 at Georgia Southern (1/7/23)

- Versatile wing who has a knack for rebounding.
- Led the Sun Belt in double-doubles last season with 11.
- Averaged 10.7 points and 8.7 rebounds per game at ODU in 2022-23.
- Totaled 10 points and 11 rebounds against the Hokies in the Charleston Classic.

2023-24 GAME-BY-GAME STATS

Opponent	Date	GS	MIN	Total		3-Pointers		Free throws		Rebounds				PF	A	TO	BLK	STL	PTS	AVG
				FG-FGA	PCT	3FG-3FGA	PCT	FT-FTA	PCT	OFF	DEF	TOT	AVG							
Coppin St.	11/06/2023		22:06	2-4	.500	0-1	.000	2-4	.500	1	3	4	4.0	3	3	0	0	2	6	6.0
vs South Carolina	11/10/2023		22:51	3-5	.600	0-0	.000	0-1	.000	1	0	1	2.5	3	2	0	0	2	6	6.0
Campbell	11/15/2023		13:05	0-2	.000	0-0	.000	1-2	.500	1	1	2	2.3	2	0	1	0	0	1	4.3
Wofford	11/19/2023		18:08	2-5	.400	0-2	.000	2-2	1.000	0	3	3	2.5	5	1	2	0	1	6	4.8
vs Boise St.	11/23/2023		11:55	2-2	1.000	0-0	.000	0-0	.000	1	4	5	3.0	3	1	1	0	0	4	4.6
vs Iowa St.	11/24/2023		23:59	1-4	.250	0-2	.000	2-2	1.000	1	7	8	3.8	2	1	2	0	0	4	4.5
Totals		0	112:05	10-22	.455	0-5	.000	7-11	.636	5	18	23	3.8	18	8	6	0	5	27	4.5

Player Averages

Games Played	Minutes/game	Points/game	FG Pct	3FG Pct	FT Pct	Rebounds/game	Assists/game	Turnovers/game	Assist/Turnover ratio	Steals/game	Blocks/game
6	18.7	4.5	45.5	0.0	63.6	3.8	1.3	1.0	1.3	0.8	0.0

PRODUCTION TRACKER

	This Season	Career
Scored 10+ Points	-	29
Led Tech in Scoring	-	-
Had 10+ Rebounds	-	19
Led Tech in Rebounding	1	1
Had a Double-Double	-	13
Had Multiple Blocks	-	12
Led Tech in Blocks	-	-
Shot over 50% from the floor	3	27
Shot 5+ Free Throws	-	12



CAREER STATS

SEASON	TEAM	GP-GS	MIN/AVG	FG-FGA	FG%	3FG-3FGA	3FG%	FT-FTA	FT%	OFF	DEF	TOT	AVG	PF-FO	A	TO	BLK	STL	PTS	AVG
2019-20	URI	30-1	395/13.2	31-93	.333	7-24	.292	23-42	.548	28	41	69	2.3	55-2	5	20	7	21	92	3.1
2020-21	ODU	19-3	329/17.3	31-79	.392	7-25	.280	20-31	.645	20	44	64	3.4	28-0	12	9	5	13	89	4.7
2021-22	ODU	32-31	1046/32.7	89-207	.430	9-36	.250	77-118	.653	78	141	219	6.8	83-3	46	46	25	52	264	8.3
2022-23	ODU	30-29	981/32.7	106-242	.438	28-78	.359	82-124	.661	73	188	261	8.7	78-1	38	50	16	46	322	10.7
2023-24	VT	6-0	112/18.7	10-22	.455	0-5	.000	7-11	.636	5	18	23	3.8	18-1	8	6	0	5	27	4.5
TOTAL FOR VT	6-0	112/18.7	10-22	.455	0-5	.000	7-11	.636	5	18	23	3.8	18-1	8	6	0	5	27	4.5	
TOTAL	117-64	2863/24.5	267-643	.415	51-168	.304	209-326	.641	204	432	636	5.4	262-7	109	131	53	137	794	6.8	

5 PATRICK WESSLER

R-FRESHMAN Center | 7-0 | 245 | Marketing Management
 Matthews, North Carolina | Combine Academy



Last name pronounced: WES-ler

- Has made great strides in his conditioning.
- Redshirted the 2022-23 season.
- Invited to the Allen Iverson 24K Showcase game in Memphis.
- Played his final two seasons at Combine Academy where he guided the program to a state championship in 2021-22.
- Averaged 18 points, 14 rebounds and 2.3 blocks as a senior, while Combine ended the season ranked No. 20 in the country with a 25-5 record.
- Named 2020-21 HoopState Network Sixth Man of the Year.
- Played his freshman and sophomore seasons at David W. Butler High School in Matthews, N.C.
- Southwestern 4A Conference Player of the Year.
- Competed for CC Elite on the AAU circuit.
- Rated the 148th-best prospect in the 2022 class by 247Sports; Tabbed the third-best player in the state of North Carolina and the 24th-best center nationally, according to 247Sports.
- Chose the Hokies over Providence, Southern Cal, NC State and Ole Miss.

SEASON/CAREER BESTS

POINTS

Season -
 Career -

REBOUNDS

Season -
 Career -

ASSISTS

Season -
 Career -

BLOCKS

Season -
 Career -

STEALS

Season -
 Career -

MINUTES

Season -
 Career -

FIELD GOALS MADE

Season -
 Career -

FIELD GOALS ATTEMPTED

Season -
 Career -

3-PT. FIELD GOALS MADE

Season -
 Career -

3-PT. FIELD GOALS ATTEMPTED

Season -
 Career -

FREE THROWS MADE

Season -
 Career -

FREE THROWS ATTEMPTED

Season -
 Career -

2023-24 GAME-BY-GAME STATS

PRODUCTION TRACKER

	This Season
Scored 10+ Points	-
Had 5+ Rebounds	-
Had Multiple Blocks	-
Led Tech in Blocks	-
Had Multiple Steals	-
Shot over 50% from the floor	-
Played 10+ Minutes	-
Shot 5+ Free Throws	-
Had Multiple Dunks	-



CAREER STATS

10 BRANDON RECHSTEINER

FRESHMAN Guard | 6-1 | 185 | Business
Acworth, Georgia | Etowah



SEASON/CAREER BESTS

POINTS

Season 12 vs. Coppin State (11/6/23)
Career 12 vs. Coppin State (11/6/23)

REBOUNDS

Season 2 vs. Coppin State (11/6/23)
Career 2 vs. Coppin State (11/6/23)

ASSISTS

Season 3 vs. Coppin State (11/6/23)
Career 3 vs. Coppin State (11/6/23)

BLOCKS

Season -
Career -

STEALS

Season 1 vs. Coppin State (11/6/23)
Career 1 vs. Coppin State (11/6/23)

MINUTES

Season 15 vs. Wofford (11/19/23)
Career 15 vs. Wofford (11/19/23)

FIELD GOALS MADE

Season 3 vs. Coppin State (11/6/23)
Career 3 vs. Coppin State (11/6/23)

FIELD GOALS ATTEMPTED

Season 4 (2x), last vs. Wofford (11/19/23)
Career 4 (2x), last vs. Wofford (11/19/23)

3-PT. FIELD GOALS MADE

Season 2 (2x), last vs. Wofford (11/19/23)
Career 2 (2x), last vs. Wofford (11/19/23)

3-PT. FIELD GOALS ATTEMPTED

Season 4 vs. Wofford (11/19/23)
Career 4 vs. Wofford (11/19/23)

FREE THROWS MADE

Season 4 vs. Coppin State (11/6/23)
Career 4 vs. Coppin State (11/6/23)

FREE THROWS ATTEMPTED

Season 4 vs. Coppin State (11/6/23)
Career 4 vs. Coppin State (11/6/23)

CAREER STATS

SEASON	TEAM	GP-GS	MIN/AVG	FG-FGA	FG%	3FG-3FGA	3FG%	FT-FTA	FT%	OFF	DEF	TOT	AVG	PF	FO	A	TO	BLK	STL	PTS	AVG
2023-24	VT	6-0	54/8.9	5-11	.455	4-9	.444	4-4	1.000	1	3	4	0.7	2-0	8	0	0	0	1	18	3.0
TOTAL		6-0	54/8.9	5-11	.455	4-9	.444	4-4	1.000	1	3	4	0.7	2-0	8	0	0	0	1	18	3.0

- Wakes up at 4:50 a.m. almost every day
- Sharpshooter who should flourish on the offensive side in Coach Young's system. *Last name pronounced: WRECK-stine-er*
- A four-year letterwinner at Etowah where he was coached by Jason Dasinger
- All-state and team captain as a junior and senior.
- Averaged 18 points, 5.3 rebounds, 5.1 assists and 2.8 steals per game as a senior, guiding Etowah to the GHSA Class 6A Final Four.
- GACA/GBCA 6A North Player of the Year.
- Reached 1,000 career points on Jan. 14, 2023.
- Consensus four-star recruit.
- Rated the 87th-best prospect in the 2023 class on 247Sports.
- Tabbed the second-best point guard in the state of Georgia and the 15th-best point guard nationally, according to 247Sports.
- Chose the Hokies over Gonzaga, Tennessee, Miami (Fla.), LSU, Xavier, Clemson and Notre Dame.
- Father, Scott, is a professional wrestler; goes by Scott Steiner and Big Poppa Pump.
- Brother, Brock, is a wide receiver for Jacksonville State.

2023-24 GAME-BY-GAME STATS

Opponent	Date	GS	MIN	Total		3-Pointers		Free throws		Rebounds				PF	A	TO	BLK	STL	PTS	AVG
				FG-FGA	PCT	3FG-3FGA	PCT	FT-FTA	PCT	OFF	DEF	TOT	AVG							
Coppin St.	11/06/2023		11:24	3-4	.750	2-3	.667	4-4	1.000	1	1	2	2.0	0	3	0	0	1	12	12.0
vs South Carolina	11/10/2023		01:31	0-1	.000	0-1	.000	0-0	.000	0	0	0	1.0	0	0	0	0	0	0	6.0
Campbell	11/15/2023		14:10	0-1	.000	0-0	.000	0-0	.000	0	0	0	0.7	1	2	0	0	0	0	4.0
Wofford	11/19/2023		15:32	2-4	.500	2-4	.500	0-0	.000	0	1	1	0.8	0	2	0	0	0	6	4.5
vs Boise St.	11/23/2023		03:52	0-0	.000	0-0	.000	0-0	.000	0	1	1	0.8	0	0	0	0	0	0	3.6
vs Iowa St.	11/24/2023		07:04	0-1	.000	0-1	.000	0-0	.000	0	0	0	0.7	1	1	0	0	0	0	3.0
Totals			0 53:33	5-11	.455	4-9	.444	4-4	1.000	1	3	4	0.7	2	8	0	0	1	18	3.0

Player Averages

Games Played	Minutes/game	Points/game	FG Pct	3FG Pct	FT Pct	Rebounds/game	Assists/game	Turnovers/game	Assist/Turnover ratio	Steals/game	Blocks/game
6	8.9	3.0	45.5	44.4	100.0	0.7	1.3	0.0	8.0	0.2	0.0

PRODUCTION TRACKER

	This Season
Scored 10+ Points	1
Made Multiple 3FGs	2
Made 3+ 3FGs	-
Led Tech in 3FGM	-
Shot over 40% from 3	2
Played 10+ Minutes	3
Had Multiple Assists	3
Led Tech in Assists	-
Had Multiple Steals	-



11 JOHN CAMDEN

R-SOPHOMORE Forward | 6-8 | 220 | Business Management
 Downingtown, Pennsylvania | Memphis



- Will be a versatile wing for Coach Young, who can play the 3 and the 4.
- Transferred from Memphis; battled a right foot injury most of freshman season.
- Chose the Hokies over LSU during the transfer process.
- Played senior season at Brewster Academy in Wolfeboro, N.H.
- Was rated a four-star recruit and the 90th-ranked player in the nation by Rivals.
- Averaged 15.8 points per game as a junior at Archbishop Carroll (Pa.) in 2019-20.
- Father, Tex, graduated from Virginia Tech in 1993.
- Sisters, Meg and Heather, played lacrosse at Ohio State and Drexel, respectively.
- Other older sister, Anna, plays basketball at Richmond.

SEASON/CAREER BESTS

POINTS

Season 3 (2x), last vs. Wofford (11/19/23)
 Career 8 vs. Syracuse (1/28/23)

REBOUNDS

Season 2 vs. Coppin State (11/6/23)
 Career 6 vs. Syracuse (1/28/23)

ASSISTS

Season -
 Career 3 vs. Syracuse (1/28/23)

BLOCKS

Season -
 Career 1 (2x), last at Virginia (1/18/23)

STEALS

Season -
 Career -

MINUTES

Season 6 vs. Coppin State (11/6/23)
 Career 27 vs. Syracuse (1/28/23)

FIELD GOALS MADE

Season 1 (2x), last vs. Wofford (11/19/23)
 Career 3 vs. Syracuse (1/28/23)

FIELD GOALS ATTEMPTED

Season 2 (2x), last vs. Wofford (11/19/23)
 Career 8 vs. Syracuse (1/28/23)

3-PT. FIELD GOALS MADE

Season 1 (2x), last vs. Wofford (11/19/23)
 Career 2 vs. Delaware State (11/7/22)

3-PT. FIELD GOALS ATTEMPTED

Season 2 vs. Wofford (11/19/23)
 Career 5 vs. Syracuse (1/28/23)

FREE THROWS MADE

Season -
 Career 3 at Wake Forest (12/31/22)

FREE THROWS ATTEMPTED

Season -
 Career 5 at Wake Forest (12/31/22)

2023-24 GAME-BY-GAME STATS

Opponent	Date	GS	MIN	Total		3-Pointers		Free throws		Rebounds				PF	A	TO	BLK	STL	PTS	AVG
				FG-FGA	PCT	3FG-3FGA	PCT	FT-FTA	PCT	OFF	DEF	TOT	AVG							
Coppin St.	11/06/2023		05:36	1-2	.500	1-1	1.000	0-0	.000	0	2	2	2.0	0	0	1	0	0	3	3.0
Wofford	11/19/2023		03:13	1-2	.500	1-2	.500	0-0	.000	0	1	1	1.5	0	0	0	0	3	3.0	
Totals		0	08:49	2-4	.500	2-3	.667	0-0	.000	0	3	3	1.5	0	0	1	0	6	3.0	

Player Averages

Games Played	Minutes/game	Points/game	FG Pct	3FG Pct	FT Pct	Rebounds/game	Assists/game	Turnovers/game	Assist/Turnover ratio	Steals/game	Blocks/game
2	4.4	3.0	50.0	66.7	0.0	1.5	0.0	0.5	0.0	0.0	0.0

PRODUCTION TRACKER

	This Season	Career
Scored 5+ Points	-	3
Scored 10+ Points	-	-
Made Multiple 3FGs	-	1
Made 3+ 3FGs	-	-
Led Tech in 3FGM	-	-
Shot over 40% from 3	2	5
Played 5+ Minutes	1	13
Had Multiple Assists	-	1
Had Multiple Steals	-	-



CAREER STATS

SEASON	TEAM	GP-GS	MIN/AVG	FG-FGA	FG%	3FG-3FGA	3FG%	FT-FTA	FT%	OFF	DEF	TOT	AVG	PF-FO	A	TO	BLK	STL	PTS	AVG
2021-22	Mem	1-0	2/1.7	0-0	.000	0-0	.000	0-0	.000	0	1	1	1.0	0-0	0	0	0	0	0	0.0
2022-23	VT	23-0	183/8.0	9-36	.250	6-26	.231	5-9	.556	6	16	22	1.0	17-0	4	2	2	0	29	1.3
2023-24	VT	2-0	9/4.4	2-4	.500	2-3	.667	0-0	.000	0	3	3	1.5	0-0	0	1	0	0	6	3.0
TOTAL FOR VT		25-0	192/7.7	11-40	.275	8-29	.276	5-9	.556	6	19	25	1.0	17-0	4	3	2	0	35	1.4
TOTAL		26-0	194/7.4	11-40	.275	8-29	.276	5-9	.556	6	20	26	1.0	17-0	4	3	2	0	35	1.3

13 JAYDON YOUNG

FRESHMAN Guard | 6-4 | 205 | Sports Media and Analytics
 Goldsboro, North Carolina | Greensboro Day



SEASON/CAREER BESTS

POINTS

Season 8 vs. Coppin State (11/6/23)
 Career 8 vs. Coppin State (11/6/23)

REBOUNDS

Season 2 vs. Coppin State (11/6/23)
 Career 2 vs. Coppin State (11/6/23)

ASSISTS

Season 5 vs. Coppin State (11/6/23)
 Career 5 vs. Coppin State (11/6/23)

BLOCKS

Season -
 Career -

STEALS

Season 2 vs. Coppin State (11/6/23)
 Career 2 vs. Coppin State (11/6/23)

MINUTES

Season 14 vs. Coppin State (11/6/23)
 Career 14 vs. Coppin State (11/6/23)

FIELD GOALS MADE

Season 2 vs. Coppin State (11/6/23)
 Career 2 vs. Coppin State (11/6/23)

FIELD GOALS ATTEMPTED

Season 4 (2x), last vs. Campbell (11/15/23)
 Career 4 (2x), last vs. Campbell (11/15/23)

3-PT. FIELD GOALS MADE

Season 2 vs. Coppin State (11/6/23)
 Career 2 vs. Coppin State (11/6/23)

3-PT. FIELD GOALS ATTEMPTED

Season 3 vs. Coppin State (11/6/23)
 Career 3 vs. Coppin State (11/6/23)

FREE THROWS MADE

Season 2 vs. Coppin State (11/6/23)
 Career 2 vs. Coppin State (11/6/23)

FREE THROWS ATTEMPTED

Season 2 vs. Coppin State (11/6/23)
 Career 2 vs. Coppin State (11/6/23)

CAREER STATS

SEASON	TEAM	GP-GS	MIN/AVG	FG-FGA	FG%	3FG-3FGA	3FG%	FT-FTA	FT%	OFF	DEF	TOT	AVG	PF-FO	A	TO	BLK	STL	PTS	AVG
2023-24	VT	4-0	33/8.3	2-9	.222	2-6	.333	2-2	1.000	0	3	3	0.8	1-0	7	1	0	2	8	2.0
TOTAL		4-0	33/8.3	2-9	.222	2-6	.333	2-2	1.000	0	3	3	0.8	1-0	7	1	0	2	8	2.0

- A four-year letterwinner at Greensboro Day under the winningest coach in North Carolina basketball history, Freddy Johnson.
- Three-time all-state, four-time all-conference and three-time conference player of the year.
- Eclipsed 2,000 career points in November 2022.
- Guided Greensboro Day to its 12th NCISAA state title as a senior.
- Four-star recruit according to ESPN.
- Rated the eighth-best player in the state of North Carolina, according to 247Sports.
- Chose the Hokies over Clemson, Virginia, Pitt, NC State and North Carolina A&T.
- Father, Victor, played college basketball at Mount Olive, advancing to the Elite 8 in 2005; played professionally overseas as well.

2023-24 GAME-BY-GAME STATS

Opponent	Date	GS	MIN	Total		3-Pointers		Free throws		Rebounds				PF	A	TO	BLK	STL	PTS	AVG
				FG-FGA	PCT	3FG-3FGA	PCT	FT-FTA	PCT	OFF	DEF	TOT	AVG							
Coppin St.	11/06/2023		13:39	2-4	.500	2-3	.667	2-2	1.000	0	2	2	2.0	0	5	1	0	2	8	8.0
Campbell	11/15/2023		12:15	0-4	.000	0-2	.000	0-0	.000	0	0	0	1.0	0	1	0	0	0	0	4.0
Wofford	11/19/2023		03:57	0-1	.000	0-1	.000	0-0	.000	0	1	1	1.0	1	1	0	0	0	0	2.7
vs Boise St.	11/23/2023		03:09	0-0	.000	0-0	.000	0-0	.000	0	0	0	0.8	0	0	0	0	0	0	2.0
Totals		0	33:00	2-9	.222	2-6	.333	2-2	1.000	0	3	3	0.8	1	7	1	0	2	8	2.0

Player Averages

Games Played	Minutes/game	Points/game	FG Pct	3FG Pct	FT Pct	Rebounds/game	Assists/game	Turnovers/game	Assist/Turnover ratio	Steals/game	Blocks/game
4	8.3	2.0	22.2	33.3	100.0	0.8	1.8	0.3	7.0	0.5	0.0

PRODUCTION TRACKER

	This Season
Scored 10+ Points	-
Made Multiple 3FGs	1
Made 3+ 3FGs	-
Led Tech in 3FGM	-
Shot over 40% from 3	1
Played 10+ Minutes	2
Had Multiple Assists	1
Led Tech in Assists	-
Had Multiple Steals	1



15 LYNN KIDD

SENIOR Center | 6-10 | 235 | Sociology
Gainesville, Florida | Clemson



SEASON/CAREER BESTS

POINTS

Season 24 vs. Campbell (11/15/23)
Career 24 vs. Campbell (11/15/23)

REBOUNDS

Season 15 vs. Campbell (11/15/23)
Career 15 vs. Campbell (11/15/23)

ASSISTS

Season 3 vs. Wofford (11/19/23)
Career 3 (2x), last vs. Wofford (11/19/23)

BLOCKS

Season 1 (2x), last vs. Wofford (11/19/23)
Career 2 (4x), last vs. BC (2/8/23)

STEALS

Season 2 vs. South Carolina (11/10/23)
Career 2 (2x), last vs. South Carolina (11/10/23)

MINUTES

Season 28 (2x), last vs. Iowa State (11/24/23)
Career 28 (2x), last vs. Iowa State (11/24/23)

FIELD GOALS MADE

Season 9 vs. Campbell (11/15/23)
Career 9 vs. Campbell (11/15/23)

FIELD GOALS ATTEMPTED

Season 12 vs. Campbell (11/15/23)
Career 12 vs. Campbell (11/15/23)

3-PT. FIELD GOALS MADE

Season -
Career -

3-PT. FIELD GOALS ATTEMPTED

Season -
Career -

FREE THROWS MADE

Season 8 vs. Wofford (11/19/23)
Career 8 vs. Wofford (11/19/23)

FREE THROWS ATTEMPTED

Season 8 vs. Wofford (11/19/23)
Career 8 vs. Wofford (11/19/23)

- Has had two terrific summers of offseason development.
- Rebounding continues to be a point of emphasis for him.
- Played in seven games, totaling eight points in 33 minutes of action as a freshman at Clemson.
- Reclassified from the 2021 recruiting class to 2020.
- No. 77 overall prospect on ESPN's Top-100 list of high school juniors; four-star recruit.
- Chose Clemson over Virginia Tech, Miami, Wake Forest, Auburn and Florida during his initial recruitment.

2023-24 GAME-BY-GAME STATS

Opponent	Date	GS	MIN	Total		3-Pointers		Free throws		Rebounds				PF	A	TO	BLK	STL	PTS	AVG	
				FG-FGA	PCT	3FG-3FGA	PCT	FT-FTA	PCT	OFF	DEF	TOT	AVG								
Coppin St.	11/06/2023	*	22:53	6-6	1.000	0-0	.000	2-5	.400	3	8	11	11.0	1	0	3	1	0	14	14.0	
vs South Carolina	11/10/2023	*	26:28	5-7	.714	0-0	.000	2-2	1.000	1	5	6	8.5	2	2	2	0	2	12	13.0	
Campbell	11/15/2023	*	24:48	9-12	.750	0-0	.000	6-7	.857	5	10	15	10.7	2	1	2	0	0	24	16.7	
Wofford	11/19/2023	*	20:55	6-8	.750	0-0	.000	8-8	1.000	2	5	7	9.8	1	3	0	1	0	20	17.5	
vs Boise St.	11/23/2023	*	28:52	6-8	.750	0-0	.000	7-7	1.000	1	5	6	9.0	2	1	1	0	1	19	17.8	
vs Iowa St.	11/24/2023	*	28:32	5-6	.833	0-0	.000	3-3	1.000	1	3	4	8.2	2	2	3	0	1	13	17.0	
Totals			6	152:27	37-47	.787	0-0	.000	28-32	.875	13	36	49	8.2	10	9	11	2	4	102	17.0

Player Averages

Games Played	Minutes/game	Points/game	FG Pct	3FG Pct	FT Pct	Rebounds/game	Assists/game	Turnovers/game	Assist/Turnover ratio	Steals/game	Blocks/game
6	25.4	17.0	78.7	0.0	87.5	8.2	1.5	1.8	0.8	0.7	0.3

PRODUCTION TRACKER

	This Season	Career
Scored 10+ Points	6	10
Scored 20+ Points	2	2
Had 10+ Rebounds	2	3
Had Multiple Blocks	-	4
Led Tech in Blocks	1	7
Had Multiple Steals	1	2
Shot over 50% from the floor	6	35
Shot 5+ Free Throws	4	6
Had Multiple Dunks	5	9



CAREER STATS

SEASON	TEAM	GP-GS	MIN/AVG	FG-FGA	FG%	3FG-3FGA	3FG%	FT-FTA	FT%	OFF	DEF	TOT	AVG	PF-FO	A	TO	BLK	STL	PTS	AVG
2020-21	CU	7-0	32/4.6	2-6	.333	0-0	.000	4-4	1.000	4	3	7	1.0	6-0	1	2	2	0	8	1.1
2021-22	VT	10-0	25/2.5	3-8	.375	0-0	.000	1-1	1.000	6	5	11	1.1	0-0	0	3	2	0	7	0.7
2022-23	VT	34-5	429/12.6	77-116	.664	0-0	.000	17-29	.586	34	82	116	3.4	53-0	21	21	15	9	171	5.0
2023-24	VT	6-6	152/25.4	37-47	.787	0-0	.000	28-32	.875	13	36	49	8.2	10-0	9	11	2	4	102	17.0
TOTAL FOR VT		50-11	606/12.1	117-171	.684	0-0	.000	46-62	.742	53	123	176	3.5	63-0	30	35	19	13	280	5.6
TOTAL		57-11	638/11.2	119-177	.672	0-0	.000	50-66	.758	57	126	183	3.2	69-0	31	37	21	13	288	5.1

23 TYLER NICKEL

SOPHOMORE Guard | 6-7 | 220 | Sociology
Harrisonburg, Virginia | North Carolina



SEASON/CAREER BESTS

POINTS

Season 14 (2x), last vs. Boise State (11/23/23)
Career 16 vs. The Citadel (12/13/22)

REBOUNDS

Season 7 vs. Coppin State (11/6/23)
Career 3 vs. The Citadel (12/13/22)

ASSISTS

Season 2 (2x), last vs. Boise State (11/23/23)
Career 2 (3x), last vs. Boise State (11/23/23)

BLOCKS

Season 1 (2x), last vs. Boise State (11/23/23)
Career 1 (5x), last vs. Boise State (11/23/23)

STEALS

Season 2 vs. Wofford (11/19/23)
Career 2 (2x), last vs. Wofford (11/19/23)

MINUTES

Season 32 vs. Boise State (11/23/23)
Career 32 vs. Boise State (11/23/23)

FIELD GOALS MADE

Season 5 vs. Boise State (11/23/23)
Career 5 (2x), last vs. Boise State (11/23/23)

FIELD GOALS ATTEMPTED

Season 10 vs. Boise State (11/23/23)
Career 10 (2x), last vs. Boise State (11/23/23)

3-PT. FIELD GOALS MADE

Season 3 (2x), last vs. Iowa State (11/24/23)
Career 3 (3x), last vs. Iowa State (11/24/23)

3-PT. FIELD GOALS ATTEMPTED

Season 6 (2x), last vs. Iowa State (11/24/23)
Career 8 vs. The Citadel (12/13/22)

FREE THROWS MADE

Season 5 vs. Wofford (11/19/23)
Career 5 (2x), last vs. Wofford (11/19/23)

FREE THROWS ATTEMPTED

Season 7 vs. Wofford (11/19/23)
Career 7 vs. Wofford (11/19/23)

CAREER STATS

SEASON	TEAM	GP-GS	MIN/AVG	FG-FGA	FG%	3FG-3FGA	3FG%	FT-FTA	FT%	OFF	DEF	TOT	AVG	PF-FO	A	TO	BLK	STL	PTS	AVG
2022-23	UNC	25-0	150/6.0	15-40	.375	6-27	.222	16-19	.842	9	7	16	0.6	10-0	7	3	3	3	52	2.1
2023-24	VT	5-0	123/24.7	15-32	.469	9-21	.429	13-18	.722	7	8	15	3.0	4-0	7	3	2	3	52	10.4
TOTAL FOR VT		5-0	123/24.7	15-32	.469	9-21	.429	13-18	.722	7	8	15	3.0	4-0	7	3	2	3	52	10.4
TOTAL		30-0	274/9.1	30-72	.417	15-48	.313	29-37	.784	16	15	31	1.0	14-0	14	6	5	6	104	3.5

- Every time he shoots the ball, Coach Young believes it's going in.
- Has a sneaky good pull-up jumper.
- Averaged 2.1 points in 25 games for North Carolina in 2022-23.
- Scored a season-high 16 points (all in the second half), the most off the bench by a Tar Heel on the season, vs. The Citadel; was 5 for 10 from the floor, including 3 for 8 3FGs vs. the Bulldogs.
- Virginia High School League's all-time leading scorer with 2,909 points in 102 games.
- Virginia Player of the Year in 2022.
- Is the first player from East Rockingham High School to play at a Division I school.
- Four-star prospect in the class of 2022 and ranked third in Virginia; picked UNC over Tech in his initial recruitment.
- Son of Eric and Jacki Nickel; both played basketball in college.

2023-24 GAME-BY-GAME STATS

Opponent	Date	GS	MIN	Total		3-Pointers		Free throws		Rebounds				PF	A	TO	BLK	STL	PTS	AVG	
				FG-FGA	PCT	3FG-3FGA	PCT	FT-FTA	PCT	OFF	DEF	TOT	AVG								
Coppin St.	11/06/2023		20:06	4-9	.444	2-6	.333	2-2	1.000	3	4	7	7.0	1	1	0	1	0	12	12.0	
vs South Carolina	11/10/2023		22:09	0-3	.000	0-2	.000	2-2	1.000	0	0	0	3.5	0	1	0	0	0	2	7.0	
Wofford	11/19/2023		22:19	3-3	1.000	3-3	1.000	5-7	.714	1	0	1	2.7	2	2	0	0	2	14	9.3	
vs Boise St.	11/23/2023		31:41	5-10	.500	1-4	.250	3-5	.600	1	3	4	3.0	0	2	1	1	1	14	10.5	
vs Iowa St.	11/24/2023		27:10	3-7	.429	3-6	.500	1-2	.500	2	1	3	3.0	1	1	2	0	0	10	10.4	
Totals			0	123:24	15-32	.469	9-21	.429	13-18	.722	7	8	15	3.0	4	7	3	2	3	52	10.4

Player Averages

Games Played	Minutes/game	Points/game	FG Pct	3FG Pct	FT Pct	Rebounds/game	Assists/game	Turnovers/game	Assist/Turnover ratio	Steals/game	Blocks/game
5	24.7	10.4	46.9	42.9	72.2	3.0	1.4	0.6		2.3	0.6

PRODUCTION TRACKER

	This Season	Career
Scored 10+ Points	4	5
Led Tech in Scoring	-	-
Made Multiple 3FGs	3	4
Made 3+ 3FGs	2	3
Led Tech in 3FGM	-	-
Shot over 40% from 3	2	5
Had Multiple Assists	2	3
Had Multiple Blocks	-	-
Had Multiple Steals	1	2



31 ROBBIE BERAN

GRADUATE STUDENT Forward | 6-9 | 215 | Agricultural and Life Sciences
Richmond, Virginia | Northwestern



SEASON/CAREER BESTS

POINTS

Season 7 vs. South Carolina (11/10/23)
Career 20 (2x), last vs. Prairie View (12/11/22)

REBOUNDS

Season 4 vs. Wofford (11/19/23)
Career 12 vs. Prairie View (12/11/22)

ASSISTS

Season 1 (4x), last vs. Boise State (11/23/23)
Career 4 (3x), last vs. Illinois (1/7/21)

BLOCKS

Season 3 vs. Wofford (11/19/23)
Career 3 (4x), last vs. Wofford (11/19/23)

STEALS

Season 2 vs. Campbell (11/15/23)
Career 5 vs. Eastern Illinois (11/9/21)

MINUTES

Season 29 vs. Boise State (11/23/23)
Career 38 vs. Maryland (1/12/22)

FIELD GOALS MADE

Season 3 vs. South Carolina (11/10/23)
Career 6 (5x), last vs. Prairie View (12/11/22)

FIELD GOALS ATTEMPTED

Season 5 (2x), last vs. Campbell (11/15/23)
Career 14 at Illinois (1/18/20)

3-PT. FIELD GOALS MADE

Season 1 vs. South Carolina (11/10/23)
Career 4 vs. Prairie View (12/11/22)

3-PT. FIELD GOALS ATTEMPTED

Season 3 vs. South Carolina (11/10/23)
Career 11 vs. Indiana (2/15/23)

FREE THROWS MADE

Season 2 (3x), last vs. Iowa State (11/24/23)
Career 10 vs. Chicago State (11/7/22)

FREE THROWS ATTEMPTED

Season 2 (4x), last vs. Iowa State (11/24/23)
Career 11 vs. Chicago State (11/7/22)

- Stretch four that will greatly impact winning with the Hokies. *Last name pronounced: bear-IN*
- Strong defender and vocal leader.
- Has learned over the course of his career how to win and close out games.
- Veteran player who has competed in over 100 career games.
- Led Northwestern to its second-ever NCAA tournament appearance in 2023.
- Owner of two dogs: Smokey (chihuahua) and Stella (Labrador retriever/mutt mix); girlfriend owns Ivy (golden retriever), so three dogs total in their household.
- Sister, Annemarie, attends VCOM in Blacksburg.
- Earned undergraduate degree in learning and organization change in 2022 from Northwestern.
- Close to finishing first master's degree in sports administration from Northwestern.
- Pursuing a master's degree in applied animal behavior and welfare.

2023-24 GAME-BY-GAME STATS

Opponent	Date	GS	MIN	Total		3-Pointers		Free throws		Rebounds			PF	A	TO	BLK	STL	PTS	AVG		
				FG-FGA	PCT	3FG-3FGA	PCT	FT-FTA	PCT	OFF	DEF	TOT								AVG	
Coppin St.	11/06/2023	*	14:47	1-4	.250	0-2	.000	0-0	.000	1	1	2	2.0	4	0	3	1	0	2	2.0	
vs South Carolina	11/10/2023	*	17:11	3-5	.600	1-3	.333	0-0	.000	1	0	1	1.5	0	1	0	1	0	7	4.5	
Campbell	11/15/2023	*	27:49	2-5	.400	0-2	.000	2-2	1.000	0	3	3	2.0	1	1	0	2	2	6	5.0	
Wofford	11/19/2023	*	23:25	1-3	.333	0-1	.000	1-2	.500	0	4	4	2.5	4	1	3	3	1	3	4.5	
vs Boise St.	11/23/2023	*	28:22	1-3	.333	0-0	.000	2-2	1.000	0	3	3	2.6	4	1	1	2	1	4	4.4	
vs Iowa St.	11/24/2023	*	15:54	1-4	.250	0-2	.000	2-2	1.000	1	1	2	2.5	4	0	0	0	4	4.3		
Totals			6	127:28	9-24	.375	1-10	.100	7-8	.875	3	12	15	2.5	17	4	7	9	4	26	4.3

Player Averages

Games Played	Minutes/game	Points/game	FG Pct	3FG Pct	FT Pct	Rebounds/game	Assists/game	Turnovers/game	Assist/Turnover ratio	Steals/game	Blocks/game
6	21.2	4.3	37.5	10.0	87.5	2.5	0.7	1.2	0.6	0.7	1.5

PRODUCTION TRACKER

	This Season	Career
Scored 10+ Points	-	24
Scored 20+ Points	-	2
Led Tech in Scoring	-	-
Had 10+ Rebounds	-	3
Led Tech in Rebounding	-	-
Had a Double-Double	-	2
Shot over 50% from the floor	1	30
Made 3+ 3FGs	-	7
Shot 5+ Free Throws	-	2



CAREER STATS

SEASON	TEAM	GP-GS	MIN/AVG	FG-FGA	FG%	3FG-3FGA	3FG%	FT-FTA	FT%	OFF	DEF	TOT	AVG	PF-FO	A	TO	BLK	STL	PTS	AVG
2019-20	NU	31-18	590/19.0	55-141	.390	20-50	.400	26-40	.650	26	78	104	3.4	73-3	19	26	17	5	156	5.0
2020-21	NU	24-18	485/20.2	48-108	.444	20-57	.351	20-30	.667	10	55	65	2.7	62-3	26	15	10	7	136	5.7
2021-22	NU	31-30	677/21.8	73-156	.468	30-82	.366	21-28	.750	29	103	132	4.3	75-5	20	21	23	21	197	6.4
2022-23	NU	34-34	875/25.7	80-217	.369	39-113	.345	56-66	.848	39	114	153	4.5	69-0	21	21	24	18	255	7.5
2023-24	VT	6-6	127/21.2	9-24	.375	1-10	.100	7-8	.875	3	12	15	2.5	17-0	4	7	9	4	26	4.3
TOTAL FOR VT		6-6	127/21.2	9-24	.375	1-10	.100	7-8	.875	3	12	15	2.5	17-0	4	7	9	4	26	4.3
TOTAL		126-106	2755/21.9	265-646	.410	110-312	.353	130-172	.756	107	362	469	3.7	296-11	90	90	83	55	770	6.1

33 MICHAEL WARD

SOPHOMORE Guard | 6-2 | 175 | Business
Bethesda, Maryland | Walt Whitman



- Recruited as a preferred walk-on.
- Appeared in six games, logging a total of six minutes in 2022-23.
- Averaged 15.1 points, 5.7 rebounds, 1.9 assists, and 1.4 steals per game for Whitman in 2021-22.
- Shot 38% from 3-point range (57-149) and helped lead the Vikings to a 13-9 overall record and a berth in the 4A West Regional semifinals.
- Named First-Team 4A South Division and to the Montgomery County 4A South All-Division Team.

SEASON/CAREER BESTS

POINTS

Season -
Career -

REBOUNDS

Season -
Career -

ASSISTS

Season -
Career -

BLOCKS

Season -
Career -

STEALS

Season -
Career -

MINUTES

Season -
Career 2 vs. Dayton (12/7/22)

FIELD GOALS MADE

Season -
Career -

FIELD GOALS ATTEMPTED

Season -
Career 2 at Louisville (2/28/23)

3-PT. FIELD GOALS MADE

Season -
Career -

3-PT. FIELD GOALS ATTEMPTED

Season -
Career 1 at Louisville (2/28/23)

FREE THROWS MADE

Season -
Career -

FREE THROWS ATTEMPTED

Season -
Career -

2023-24 GAME-BY-GAME STATS

PRODUCTION TRACKER

This Season

Scored 5+ Points	-
Scored 10+ Points	-
Made Multiple 3FGs	-
Made 3+ 3FGs	-
Led Tech in 3FGM	-
Shot over 40% from 3	-
Played 5+ Minutes	-
Had Multiple Assists	-
Had Multiple Steals	-



CAREER STATS

SEASON	TEAM	GP-GS	MIN/AVG	FG-FGA	FG%	3FG-3FGA	3FG%	FT-FTA	FT%	OFF	DEF	TOT	AVG	PF	FO	A	TO	BLK	STL	PTS	AVG
2022-23	VT	6-0	6/1.0	0-2	.000	0-1	.000	0-0	.000	0	0	0	0.0	0-0	0	1	0	0	0	0	0.0
TOTAL		6-0	6/1.0	0-2	.000	0-1	.000	0-0	.000	0	0	0	0.0	0-0	0	1	0	0	0	0	0.0

34 MYLYJAE POTEA

SENIOR Forward | 6-9 | 265 | Sociology
Reidsville, North Carolina | Rice



SEASON/CAREER BESTS

POINTS

Season 9 (2x), last vs. South Carolina (11/10/23)
Career 18 vs. UAB (1/8/22)

REBOUNDS

Season 5 vs. Wofford (11/19/23)
Career 11 vs. Ohio (3/19/22)

ASSISTS

Season 2 vs. Wofford (11/19/23)
Career 3 vs. Jarvis Christian (2/8/22)

BLOCKS

Season 1 (2x), last vs. Iowa State (11/24/23)
Career 1 (17x), last vs. Boise State (11/23/23)

STEALS

Season 1 (2x), last vs. Wofford (11/19/23)
Career 2 at Western Kentucky (2/13/21)

MINUTES

Season 15 vs. Coppin State (11/6/23)
Career 25 vs. Clemson (1/4/23)

FIELD GOALS MADE

Season 4 vs. Coppin State (11/6/23)
Career 7 at Western Kentucky (1/13/22)

FIELD GOALS ATTEMPTED

Season 5 vs. Coppin State (11/6/23)
Career 10 at Western Kentucky (1/13/22)

3-PT. FIELD GOALS MADE

Season -
Career -

3-PT. FIELD GOALS ATTEMPTED

Season -
Career 1 at UAB (1/23/21)

FREE THROWS MADE

Season 3 vs. South Carolina (11/10/23)
Career 9 at Louisiana Tech (1/27/22)

FREE THROWS ATTEMPTED

Season 4 vs. South Carolina (11/10/23)
Career 10 at Louisiana Tech (1/27/22)

CAREER STATS

SEASON	TEAM	GP-GS	MIN/AVG	FG-FGA	FG%	3FG-3FGA	3FG%	FT-FTA	FT%	OFF	DEF	TOT	AVG	PF-FO	A	TO	BLK	STL	PTS	AVG
2020-21	Rice	13-0	131/10.1	19-29	.655	0-1	.000	20-25	.800	11	24	35	2.7	25-0	6	15	4	3	58	4.5
2021-22	Rice	33-3	454/13.8	93-150	.620	0-0	.000	67-99	.677	58	79	137	4.2	67-1	12	40	8	4	253	7.7
2022-23	VT	34-0	297/8.7	34-53	.642	0-0	.000	49-66	.742	28	39	67	2.0	49-0	10	16	5	5	117	3.4
2023-24	VT	6-0	79/13.2	14-18	.778	0-0	.000	7-10	.700	10	5	15	2.5	9-0	5	4	2	2	35	5.8
TOTAL FOR VT		40-0	376/9.4	48-71	.676	0-0	.000	56-76	.737	38	44	82	2.1	58-0	15	20	7	7	152	3.8
TOTAL		86-3	961/11.2	160-250	.640	0-1	.000	143-200	.715	107	147	254	3.0	150-1	33	75	19	14	463	5.4

- Has drawn high praise from Coach Young since arriving in Blacksburg – credits his footwork and hands. *Name pronounced: muh-LIE-juhl POH-teet*
- Going into his senior season in the best shape he's ever been.
- Dialed up a season-high 15 points in Tech's 79-72 win over Pitt in 2022-23.
- All-ACC Academic Team honoree in 2022-23.
- Finished with a 64.2% field-goal percentage in his first season in Blacksburg.
- Tallied 311 career points and 172 career rebounds at Rice.
- Averaged 6.8 points and 3.7 rebounds per game for his career as an Owl.
- Recorded a pair of double-doubles in 2021-22.
- Connected on 70.2% (87-124) of his attempts from the floor in two seasons at Rice.
- One of five players to play all 33 games for the Owls in 2021-22.
- His 62.0 field-goal percentage was the seventh-highest in a season in program history in 2021-22.
- Reached double-figure scoring 14 times in 2021-22, leading the Owls in scoring and rebounding five times.

2023-24 GAME-BY-GAME STATS

Opponent	Date	GS	MIN	Total		3-Pointers		Free throws		Rebounds			PF	A	TO	BLK	STL	PTS	AVG	
				FG-FGA	PCT	3FG-3FGA	PCT	FT-FTA	PCT	OFF	DEF	TOT								AVG
Coppin St.	11/06/2023		15:25	4-5	.800	0-0	.000	1-2	.500	1	2	3	3.0	1	1	0	0	0	9	9.0
vs South Carolina	11/10/2023		13:30	3-3	1.000	0-0	.000	3-4	.750	1	0	1	2.0	2	0	1	0	1	9	9.0
Campbell	11/15/2023		14:18	3-4	.750	0-0	.000	2-2	1.000	2	1	3	2.3	1	0	1	0	8	8.7	
Wofford	11/19/2023		14:19	2-3	.667	0-0	.000	0-0	.000	3	2	5	3.0	2	2	0	1	4	7.5	
vs Boise St.	11/23/2023		10:51	2-2	1.000	0-0	.000	0-0	.000	1	0	1	2.6	3	1	0	1	0	4	6.8
vs Iowa St.	11/24/2023		10:57	0-1	.000	0-0	.000	1-2	.500	2	0	2	2.5	0	1	0	1	0	1	5.8
Totals			0 79:20	14-18	.778	0-0	.000	7-10	.700	10	5	15	2.5	9	5	4	2	2	35	5.8

Player Averages

Games Played	Minutes/game	Points/game	FG Pct	3FG Pct	FT Pct	Rebounds/game	Assists/game	Turnovers/game	Assist/Turnover ratio	Steals/game	Blocks/game
6	13.2	5.8	77.8	0.0	70.0	2.5	0.8	0.7	1.3	0.3	0.3

PRODUCTION TRACKER

	This Season	Career
Scored 10+ Points	-	17
Had 10+ Rebounds	-	2
Had Multiple Blocks	-	-
Led Tech in Blocks	1	2
Had Multiple Steals	-	1
Shot over 50% from the floor	5	48
Played 10+ Minutes	6	51
Shot 5+ Free Throws	-	11
Had Multiple Dunks	-	3



55 CONNER VENABLE

FRESHMAN Guard | 6-3 | 190 | Multimedia Journalism and Architecture
Washington, D.C. | The Heights School



- Recruited as a preferred walk-on.
- Two-time WCAC All-Conference Honorable Mention in 2021-22 and 2022-2023 at The Heights School in Potomac, Md.
- As the Cavaliers' leading scorer, averaged 25.5 points, 7.2 rebounds, 6.5 assists, 4.1 steals per game across a three-year career at The Heights School.
- Led the Cavaliers to their first WCAC win in two years.
- Brother Ra'Mond Hines played at Georgetown (2014-18) and competed in the 2015 NCAA tournament.

SEASON/CAREER BESTS

POINTS

Season -
Career -

REBOUNDS

Season -
Career -

ASSISTS

Season -
Career -

BLOCKS

Season -
Career -

STEALS

Season -
Career -

MINUTES

Season -
Career -

FIELD GOALS MADE

Season -
Career -

FIELD GOALS ATTEMPTED

Season -
Career -

3-PT. FIELD GOALS MADE

Season -
Career -

3-PT. FIELD GOALS ATTEMPTED

Season -
Career -

FREE THROWS MADE

Season -
Career -

FREE THROWS ATTEMPTED

Season -
Career -

CAREER STATS

2023-24 GAME-BY-GAME STATS

PRODUCTION TRACKER

	This Season
Scored 5+ Points	-
Scored 10+ Points	-
Made Multiple 3FGs	-
Made 3+ 3FGs	-
Led Tech in 3FGM	-
Shot over 40% from 3	-
Played 5+ Minutes	-
Had Multiple Assists	-
Had Multiple Steals	-



VIRGINIA TECH MEN'S BASKETBALL

COMBINED TEAM STATS

Game Records

Record	Overall	Home	Away	Neutral
ALL GAMES	5-1	3-0	0-0	2-1
CONFERENCE	0-0	0-0	0-0	0-0
NON-CONFERENCE	5-1	3-0	0-0	2-1

Score by Periods

Team	1st	2nd	OT	TOT
Virginia Tech	229	259	0	488
Opponents	177	214	0	391

Team Box Score

No.	Player				Total		3-Point		F-Throw		Rebounds								PTS	AVG		
		GP-GS	MIN	AVG	FG-FGA	FG%	3FG-3FGA	3FG%	FT-FTA	FT%	OFF	DEF	TOT	AVG	PF	DQ	A	TO			BLK	STL
15	KIDD, Lynn	6-6	152:27	25.4	37-47	.787	0-0	.000	28-32	.875	13	36	49	8.2	10	0	9	11	2	4	102	17.0
3	PEDULLA, Sean	6-6	182:40	30.4	33-74	.446	12-26	.462	22-27	.815	3	27	30	5.0	12	0	35	14	0	8	100	16.7
0	CATTOOR, Hunter	6-6	192:39	32.1	25-56	.446	22-48	.458	20-22	.909	0	16	16	2.7	15	1	9	5	1	4	92	15.3
23	NICKEL, Tyler	5-0	123:24	24.7	15-32	.469	9-21	.429	13-18	.722	7	8	15	3.0	4	0	7	3	2	3	52	10.4
34	POTEAT, Mylyjael	6-0	79:20	13.2	14-18	.778	0-0	.000	7-10	.700	10	5	15	2.5	9	0	5	4	2	2	35	5.8
4	LONG, Mekhi	6-0	112:05	18.7	10-22	.455	0-5	.000	7-11	.636	5	18	23	3.8	18	1	8	6	0	5	27	4.5
31	BERAN, Robbie	6-6	127:28	21.2	9-24	.375	1-10	.100	7-8	.875	3	12	15	2.5	17	0	4	7	9	4	26	4.3
2	COLLINS, MJ	6-6	134:34	22.4	7-37	.189	0-10	.000	8-8	1.000	2	11	13	2.2	8	0	14	3	1	9	22	3.7
10	RECHSTEINER, Brandon	6-0	53:33	8.9	5-11	.455	4-9	.444	4-4	1.000	1	3	4	0.7	2	0	8	0	0	1	18	3.0
11	CAMDEN, John	2-0	08:49	4.4	2-4	.500	2-3	.667	0-0	.000	0	3	3	1.5	0	0	0	1	0	0	6	3.0
13	YOUNG, Jaydon	4-0	33:00	8.3	2-9	.222	2-6	.333	2-2	1.000	0	3	3	0.8	1	0	7	1	0	2	8	2.0
Team											6	7	13				3					
Total		6	1200		159-334	.476	52-138	.377	118-142	.831	50	149	199	33.2	96	2	106	58	17	42	488	81.3
Opponents		6	1200		138-325	.425	46-130	.354	69-100	.690	53	130	183	30.5	109	1	66	89	17	27	391	65.2

Team Statistics

	VT	OPP
Scoring	488	391
Points per game	81.3	65.2
Scoring margin	+16.2	-
Field goals-att	159-334	138-325
Field goal pct	.476	.425
3 point fg-att	52-138	46-130
3-point FG pct	.377	.354
3-pt FG made per game	8.7	7.7
Free throws-att	118-142	69-100
Free throw pct	.831	.690
F-Throws made per game	19.7	11.5
Rebounds	199	183
Rebounds per game	33.2	30.5
Rebounding margin	+2.7	-
Assists	106	66
Assists per game	17.7	11.0
Turnovers	58	89
Turnovers per game	9.7	14.8
Turnover margin	+5.2	-
Assist/turnover ratio	1.8	0.7
Steals	42	27
Steals per game	7.0	4.5
Blocks	17	17
Blocks per game	2.8	2.8
Winning streak	4	-
Home win streak	3	-
Attendance	19406	0
Home games-Avg/Game	3-6469	0-0
Neutral site-Avg/Game	-	3-3080

Team Results

Date	Opponent		Score	Att.
11/06/2023	Coppin St.	W	100-55	8925
11/10/2023	vs South Carolina	L	77-79	6783
11/15/2023	Campbell	W	60-44	5899
11/19/2023	Wofford	W	98-76	4582
11/23/2023	vs Boise St.	W	82-75	2458
11/24/2023	vs Iowa St.	W	71-62	0

VIRGINIA TECH MEN'S BASKETBALL

TEAM GAME-BY-GAME

Opponent	Date	Score	W	Total		3-Pointers		Free throws		Rebounds										
				FG-FGA	PCT	3FG-3FGA	PCT	FT-FTA	PCT	OFF	DEF	TOT	AVG	PF	A	TO	BLK	STL	PTS	AVG
Coppin St.	11/06/2023	100-55	W	32-62	.516	13-31	.419	23-29	.793	14	29	43	43.0	16	29	11	4	9	100	100.0
vs South Carolina	11/10/2023	77-79	L	26-52	.500	7-22	.318	18-22	.818	6	17	23	33.0	12	13	5	1	8	77	88.5
Campbell	11/15/2023	60-44	W	22-58	.379	4-19	.211	12-15	.800	9	25	34	33.3	11	14	7	3	6	60	79.0
Wofford	11/19/2023	98-76	W	33-58	.569	10-20	.500	22-26	.846	9	27	36	34.0	20	20	11	4	6	98	83.8
vs Boise St.	11/23/2023	82-75	W	26-55	.473	7-18	.389	23-27	.852	4	24	28	32.8	19	14	9	4	6	82	83.4
vs Iowa St.	11/24/2023	71-62	W	20-49	.408	11-28	.393	20-23	.870	8	27	35	33.2	18	16	15	1	7	71	81.3
Total		488		159-334	.476	52-138	.377	118-142	.831	50	149	199	33.2	96	106	58	17	42	488	81.3
Opponents		391		138-325	.425	46-130	.354	69-100	.690	53	130	183	30.5	109	66	89	17	27	391	65.2

Virginia Tech Averages

Games Played	Points/game	FG Pct	3FG Pct	FT Pct	Rebounds/game	Assists/game	Turnovers/game	Assist/Turnover ratio	Steals/game	Blocks/game
6	81.3	47.6	37.7	83.1	33.2	17.7	9.7	1.8	7.0	2.8

OPPONENTS GAME-BY-GAME

Opponent	Date	Score	Total		3-Pointers		Free throws		Rebounds										
			FG-FGA	PCT	3FG-3FGA	PCT	FT-FTA	PCT	OFF	DEF	TOT	AVG	PF	A	TO	BLK	STL	PTS	AVG
Coppin St.	11/06/2023	100-55 W	19-51	.373	5-17	.294	12-18	.667	4	18	22	22.0	21	5	19	4	6	55	55.0
vs South Carolina	11/10/2023	77-79 L	31-55	.564	10-21	.476	7-8	.875	8	22	30	26.0	16	16	10	2	2	79	67.0
Campbell	11/15/2023	60-44 W	14-51	.275	5-19	.263	11-16	.688	14	24	38	30.0	13	10	16	3	4	44	59.3
Wofford	11/19/2023	98-76 W	26-61	.426	13-31	.419	11-16	.688	10	18	28	29.5	20	13	15	4	3	76	63.5
vs Boise St.	11/23/2023	82-75 W	27-57	.474	8-21	.381	13-16	.813	8	27	35	30.6	20	10	16	3	3	75	65.8
vs Iowa St.	11/24/2023	71-62 W	21-50	.420	5-21	.238	15-26	.577	9	21	30	30.5	19	12	13	1	9	62	65.2
Total		391	138-325	.425	46-130	.354	69-100	.690	53	130	183	30.5	109	66	89	17	27	391	65.2
Virginia Tech		488	159-334	.476	52-138	.377	118-142	.831	50	149	199	33.2	96	106	58	17	42	488	81.3

Opponents Averages

Games Played	Points/game	FG Pct	3FG Pct	FT Pct	Rebounds/game	Assists/game	Turnovers/game	Assist/Turnover ratio	Steals/game	Blocks/game
6	65.2	42.5	35.4	69.0	30.5	11.0	14.8	0.7	4.5	2.8

TEAM CATEGORY LEADERS

Points

##	Player	G	Pts	Pts/G
15	Kidd, Lynn	6	102	17.0
3	Pedulla, Sean	6	100	16.7
0	Cattoor, Hunter	6	92	15.3
23	Nickel, Tyler	5	52	10.4
34	Poteat, Mylyjael	6	35	5.8
4	Long, Mekhi	6	27	4.5
31	Beran, Robbie	6	26	4.3
2	Collins, MJ	6	22	3.7
10	Rechsteiner, Brandon	6	18	3.0
13	Young, Jaydon	4	8	2.0
11	Camden, John	2	6	3.0

Scoring Average

##	Player	G	Pts	Pts/G
15	Kidd, Lynn	6	102	17.0
3	Pedulla, Sean	6	100	16.7
0	Cattoor, Hunter	6	92	15.3
23	Nickel, Tyler	5	52	10.4
34	Poteat, Mylyjael	6	35	5.8
4	Long, Mekhi	6	27	4.5
31	Beran, Robbie	6	26	4.3
2	Collins, MJ	6	22	3.7
10	Rechsteiner, Brandon	6	18	3.0
11	Camden, John	2	6	3.0
13	Young, Jaydon	4	8	2.0

Field Goal Percentage

##	Player	FG	Att	Pct
15	Kidd, Lynn	37	47	.787
34	Poteat, Mylyjael	14	18	.778
11	Camden, John	2	4	.500
23	Nickel, Tyler	15	32	.469
4	Long, Mekhi	10	22	.455
10	Rechsteiner, Brandon	5	11	.455
0	Cattoor, Hunter	25	56	.446
3	Pedulla, Sean	33	74	.446
31	Beran, Robbie	9	24	.375
13	Young, Jaydon	2	9	.222
2	Collins, MJ	7	37	.189

Field Goal Attempts

##	Player	G	Att	Att/G
3	Pedulla, Sean	6	74	12.3
0	Cattoor, Hunter	6	56	9.3
15	Kidd, Lynn	6	47	7.8
2	Collins, MJ	6	37	6.2
23	Nickel, Tyler	5	32	6.4

Field Goals Made

##	Player	G	Made	Made/G
15	Kidd, Lynn	6	37	6.2
3	Pedulla, Sean	6	33	5.5
0	Cattoor, Hunter	6	25	4.2
23	Nickel, Tyler	5	15	3.0
34	Poteat, Mylyjael	6	14	2.3

3-Point FG Percentage

##	Player	3FG	Att	Pct
11	Camden, John	2	3	.667
3	Pedulla, Sean	12	26	.462
0	Cattoor, Hunter	22	48	.458
10	Rechsteiner, Brandon	4	9	.444
23	Nickel, Tyler	9	21	.429
13	Young, Jaydon	2	6	.333
31	Beran, Robbie	1	10	.100

3-Point FG Attempts

##	Player	G	Att	Att/G
0	Cattoor, Hunter	6	48	8.0
3	Pedulla, Sean	6	26	4.3
23	Nickel, Tyler	5	21	4.2
31	Beran, Robbie	6	10	1.7
2	Collins, MJ	6	10	1.7

3-Point FG Made

##	Player	G	Made	Made/G
0	Cattoor, Hunter	6	22	3.7
3	Pedulla, Sean	6	12	2.0
23	Nickel, Tyler	5	9	1.8
10	Rechsteiner, Brandon	6	4	0.7
11	Camden, John	2	2	1.0

TEAM CATEGORY LEADERS

Free Throw Percentage

##	Player	Made	Att	Pct
2	Collins, Mj	8	8	1.000
10	Rechsteiner, Brandon	4	4	1.000
13	Young, Jaydon	2	2	1.000
0	Cattoor, Hunter	20	22	.909
15	Kidd, Lynn	28	32	.875
31	Beran, Robbie	7	8	.875
3	Pedulla, Sean	22	27	.815
23	Nickel, Tyler	13	18	.722
34	Poteat, Mylyjael	7	10	.700
4	Long, Mekhi	7	11	.636

Free Throw Attempts

##	Player	G	Att	Att/G
15	Kidd, Lynn	6	32	5.3
3	Pedulla, Sean	6	27	4.5
0	Cattoor, Hunter	6	22	3.7
23	Nickel, Tyler	5	18	3.6
4	Long, Mekhi	6	11	1.8

Free Throws Made

##	Player	G	Made	Made/G
15	Kidd, Lynn	6	28	4.7
3	Pedulla, Sean	6	22	3.7
0	Cattoor, Hunter	6	20	3.3
23	Nickel, Tyler	5	13	2.6
2	Collins, Mj	6	8	1.3

Rebounds

##	Player	G	Reb	Reb/G
15	Kidd, Lynn	6	49	8.2
3	Pedulla, Sean	6	30	5.0
4	Long, Mekhi	6	23	3.8
0	Cattoor, Hunter	6	16	2.7
23	Nickel, Tyler	5	15	3.0

Assists

##	Player	G	Ast	Ast/G
3	Pedulla, Sean	6	35	5.8
2	Collins, Mj	6	14	2.3
15	Kidd, Lynn	6	9	1.5
0	Cattoor, Hunter	6	9	1.5
4	Long, Mekhi	6	8	1.3

Rebounds Average

##	Player	G	Reb	Reb/G
15	Kidd, Lynn	6	49	8.2
3	Pedulla, Sean	6	30	5.0
4	Long, Mekhi	6	23	3.8
23	Nickel, Tyler	5	15	3.0
0	Cattoor, Hunter	6	16	2.7

Steals

##	Player	G	Stl	Stl/G
2	Collins, Mj	6	9	1.5
3	Pedulla, Sean	6	8	1.3
4	Long, Mekhi	6	5	0.8
15	Kidd, Lynn	6	4	0.7
0	Cattoor, Hunter	6	4	0.7

Offensive Rebounds

##	Player	G	OReb	OReb/G
15	Kidd, Lynn	6	13	2.2
34	Poteat, Mylyjael	6	10	1.7
23	Nickel, Tyler	5	7	1.4
4	Long, Mekhi	6	5	0.8
3	Pedulla, Sean	6	3	0.5

Blocked Shots

##	Player	G	Blk	Blk/G
31	Beran, Robbie	6	9	1.5
15	Kidd, Lynn	6	2	0.3
23	Nickel, Tyler	5	2	0.4
34	Poteat, Mylyjael	6	2	0.3
0	Cattoor, Hunter	6	1	0.2

Defensive Rebounds

##	Player	G	DReb	DReb/G
15	Kidd, Lynn	6	36	6.0
3	Pedulla, Sean	6	27	4.5
4	Long, Mekhi	6	18	3.0
0	Cattoor, Hunter	6	16	2.7
31	Beran, Robbie	6	12	2.0

Minutes

##	Player	G	Min	Min/G
0	Cattoor, Hunter	6	193	32:07
3	Pedulla, Sean	6	183	30:27
15	Kidd, Lynn	6	152	25:25
2	Collins, Mj	6	135	22:26
31	Beran, Robbie	6	127	21:15

TEAM CATEGORY LEADERS

Fouls

##	Player	G	PF	PF/G
4	Long, Mekhi	6	18	3.0
31	Beran, Robbie	6	17	2.8
0	Cattoor, Hunter	6	15	2.5
3	Pedulla, Sean	6	12	2.0
15	Kidd, Lynn	6	10	1.7

Turnovers

##	Player	G	TO	TO/G
3	Pedulla, Sean	6	14	2.3
15	Kidd, Lynn	6	11	1.8
31	Beran, Robbie	6	7	1.2
4	Long, Mekhi	6	6	1.0
0	Cattoor, Hunter	6	5	0.8

Foul Outs

##	Player	G	FO
0	Cattoor, Hunter	6	1
4	Long, Mekhi	6	1

TEAM GAME HIGHS

Virginia Tech - Game Highs

POINTS	100	Coppin St. (11/06/2023)
	98	Wofford (11/19/2023)
	82	vs Boise St. (N) (11/23/2023)
	77	vs South Carolina (N) (11/10/2023)
	71	vs Iowa St. (N) (11/24/2023)
FIELD GOALS MADE	33	Wofford (11/19/2023)
	32	Coppin St. (11/06/2023)
FIELD GOAL ATTEMPTS	62	Coppin St. (11/06/2023)
	58	Wofford (11/19/2023)
	58	Campbell (11/15/2023)
FIELD GOAL PERCENTAGE	.569 (33-58)	Wofford (11/19/2023)
	.516 (32-62)	Coppin St. (11/06/2023)
3 PT FG MADE	13	Coppin St. (11/06/2023)
	11	vs Iowa St. (N) (11/24/2023)
3 PT FG ATTEMPTS	31	Coppin St. (11/06/2023)
	28	vs Iowa St. (N) (11/24/2023)
3 PT FG PERCENTAGE	.500 (10-20)	Wofford (11/19/2023)
	.419 (13-31)	Coppin St. (11/06/2023)
FREE THROWS MADE	23	vs Boise St. (N) (11/23/2023)
	23	Coppin St. (11/06/2023)
FREE THROW ATTEMPTS	29	Coppin St. (11/06/2023)
	27	vs Boise St. (N) (11/23/2023)
FREE THROW PERCENTAGE	.870 (20-23)	vs Iowa St. (N) (11/24/2023)
	.852 (23-27)	vs Boise St. (N) (11/23/2023)
REBOUNDS	43	Coppin St. (11/06/2023)
	36	Wofford (11/19/2023)
ASSISTS	29	Coppin St. (11/06/2023)
	20	Wofford (11/19/2023)
STEALS	9	Coppin St. (11/06/2023)
	8	vs South Carolina (N) (11/10/2023)
BLOCKED SHOTS	4	vs Boise St. (N) (11/23/2023)
	4	Wofford (11/19/2023)
	4	Coppin St. (11/06/2023)
TURNOVERS	15	vs Iowa St. (N) (11/24/2023)
	11	Wofford (11/19/2023)
	11	Coppin St. (11/06/2023)
FOULS	20	Wofford (11/19/2023)
	19	vs Boise St. (N) (11/23/2023)

OPPONENT GAME HIGHS

Opponent - Game Highs

POINTS	79	vs South Carolina (N) (11/10/2023)
	76	Wofford (11/19/2023)
	75	vs Boise St. (N) (11/23/2023)
	62	vs Iowa St. (N) (11/24/2023)
	55	Coppin St. (11/06/2023)
FIELD GOALS MADE	31	vs South Carolina (N) (11/10/2023)
	27	vs Boise St. (N) (11/23/2023)
FIELD GOAL ATTEMPTS	61	Wofford (11/19/2023)
	57	vs Boise St. (N) (11/23/2023)
FIELD GOAL PERCENTAGE	.564 (31-55)	vs South Carolina (N) (11/10/2023)
	.474 (27-57)	vs Boise St. (N) (11/23/2023)
3 PT FG MADE	13	Wofford (11/19/2023)
	10	vs South Carolina (N) (11/10/2023)
3 PT FG ATTEMPTS	31	Wofford (11/19/2023)
	21	vs Iowa St. (N) (11/24/2023)
	21	vs Boise St. (N) (11/23/2023)
	21	vs South Carolina (N) (11/10/2023)
3 PT FG PERCENTAGE	.476 (10-21)	vs South Carolina (N) (11/10/2023)
	.419 (13-31)	Wofford (11/19/2023)
FREE THROWS MADE	15	vs Iowa St. (N) (11/24/2023)
	13	vs Boise St. (N) (11/23/2023)
FREE THROW ATTEMPTS	26	vs Iowa St. (N) (11/24/2023)
	18	Coppin St. (11/06/2023)
FREE THROW PERCENTAGE	.875 (7-8)	vs South Carolina (N) (11/10/2023)
	.813 (13-16)	vs Boise St. (N) (11/23/2023)
REBOUNDS	38	Campbell (11/15/2023)
	35	vs Boise St. (N) (11/23/2023)
ASSISTS	16	vs South Carolina (N) (11/10/2023)
	13	Wofford (11/19/2023)
STEALS	9	vs Iowa St. (N) (11/24/2023)
	6	Coppin St. (11/06/2023)
BLOCKED SHOTS	4	Wofford (11/19/2023)
	4	Coppin St. (11/06/2023)
TURNOVERS	19	Coppin St. (11/06/2023)
	16	vs Boise St. (N) (11/23/2023)
	16	Campbell (11/15/2023)
FOULS	21	vs Boise St. (N) (11/23/2023)
	21	Coppin St. (11/06/2023)

TEAM GAME LOWS

Virginia Tech - Game Lows

POINTS	60		Campbell (11/15/2023)
	71		vs Iowa St. (N) (11/24/2023)
	77		vs South Carolina (N) (11/10/2023)
	82		vs Boise St. (N) (11/23/2023)
	98		Wofford (11/19/2023)
FIELD GOALS MADE	20		vs Iowa St. (N) (11/24/2023)
	22		Campbell (11/15/2023)
FIELD GOAL ATTEMPTS	49		vs Iowa St. (N) (11/24/2023)
	52		vs South Carolina (N) (11/10/2023)
FIELD GOAL PERCENTAGE	.379	(22-58)	Campbell (11/15/2023)
	.408	(20-49)	vs Iowa St. (N) (11/24/2023)
3 PT FG MADE	4		Campbell (11/15/2023)
	7		vs Boise St. (N) (11/23/2023)
	7		vs South Carolina (N) (11/10/2023)
3 PT FG ATTEMPTS	18		vs Boise St. (N) (11/23/2023)
	19		Campbell (11/15/2023)
3 PT FG PERCENTAGE	.211	(4-19)	Campbell (11/15/2023)
	.318	(7-22)	vs South Carolina (N) (11/10/2023)
FREE THROWS MADE	12		Campbell (11/15/2023)
	18		vs South Carolina (N) (11/10/2023)
FREE THROW ATTEMPTS	15		Campbell (11/15/2023)
	22		vs South Carolina (N) (11/10/2023)
FREE THROW PERCENTAGE	.793	(23-29)	Coppin St. (11/06/2023)
	.800	(12-15)	Campbell (11/15/2023)
REBOUNDS	23		vs South Carolina (N) (11/10/2023)
	28		vs Boise St. (N) (11/23/2023)
ASSISTS	13		vs South Carolina (N) (11/10/2023)
	14		vs Boise St. (N) (11/23/2023)
	14		Campbell (11/15/2023)
STEALS	6		vs Boise St. (N) (11/23/2023)
	6		Wofford (11/19/2023)
	6		Campbell (11/15/2023)
BLOCKED SHOTS	1		vs Iowa St. (N) (11/24/2023)
	1		vs South Carolina (N) (11/10/2023)
TURNOVERS	5		vs South Carolina (N) (11/10/2023)
	7		Campbell (11/15/2023)
FOULS	11		Campbell (11/15/2023)
	12		vs South Carolina (N) (11/10/2023)

OPPONENT GAME LOWS

Opponent - Game Lows

POINTS	44		Campbell (11/15/2023)
	55		Coppin St. (11/06/2023)
	62		vs Iowa St. (N) (11/24/2023)
	75		vs Boise St. (N) (11/23/2023)
	76		Wofford (11/19/2023)
FIELD GOALS MADE	14		Campbell (11/15/2023)
	19		Coppin St. (11/06/2023)
FIELD GOAL ATTEMPTS	50		vs Iowa St. (N) (11/24/2023)
	51		Campbell (11/15/2023)
	51		Coppin St. (11/06/2023)
FIELD GOAL PERCENTAGE	.275	(14-51)	Campbell (11/15/2023)
	.373	(19-51)	Coppin St. (11/06/2023)
3 PT FG MADE	5		vs Iowa St. (N) (11/24/2023)
	5		Campbell (11/15/2023)
	5		Coppin St. (11/06/2023)
3 PT FG ATTEMPTS	17		Coppin St. (11/06/2023)
	19		Campbell (11/15/2023)
3 PT FG PERCENTAGE	.238	(5-21)	vs Iowa St. (N) (11/24/2023)
	.263	(5-19)	Campbell (11/15/2023)
FREE THROWS MADE	7		vs South Carolina (N) (11/10/2023)
	11		Wofford (11/19/2023)
	11		Campbell (11/15/2023)
FREE THROW ATTEMPTS	8		vs South Carolina (N) (11/10/2023)
	16		vs Boise St. (N) (11/23/2023)
	16		Wofford (11/19/2023)
	16		Campbell (11/15/2023)
FREE THROW PERCENTAGE	.577	(15-26)	vs Iowa St. (N) (11/24/2023)
	.667	(12-18)	Coppin St. (11/06/2023)
REBOUNDS	22		Coppin St. (11/06/2023)
	28		Wofford (11/19/2023)
ASSISTS	5		Coppin St. (11/06/2023)
	10		vs Boise St. (N) (11/23/2023)
	10		Campbell (11/15/2023)
STEALS	2		vs South Carolina (N) (11/10/2023)
	3		vs Boise St. (N) (11/23/2023)
	3		Wofford (11/19/2023)
BLOCKED SHOTS	1		vs Iowa St. (N) (11/24/2023)
	2		vs South Carolina (N) (11/10/2023)
TURNOVERS	10		vs South Carolina (N) (11/10/2023)
	13		vs Iowa St. (N) (11/24/2023)
FOULS	13		Campbell (11/15/2023)
	16		vs South Carolina (N) (11/10/2023)

VIRGINIA TECH MEN'S BASKETBALL

BOX SCORES

GAME 5: BOISE STATE

Official Basketball Box Score - Final															Game Time: 8:00 PM	
Boise St. at Virginia Tech															Game Duration: 2:00	
11/23/23 State Farm Field House, Lake Buena Vista, Fla.															Attendance: 2,459	
2023-24 Men's Basketball																
Boise St. - 75																
Record: 2-2																
Officials: Doug Simons, Chance Moore, Nomi Kidwai																
NO. Name	Min	FG M-A	3P M-A	FT M-A	Rebounds OR DR TOT	Fouls PF FD	TP	AS	TO	ST	Blocks BS BA	+	-			
2 Tyson Degenhart	F 36:26	5-7	0-1	8-9	3 5 8	2 10 18	2	0	0	2	0	0	-1			
31 Cam Martin	F 27:13	2-6	0-1	4-4	1 3 4	2 4 8	1	3	1	0	1	0	-7			
11 Chibuzo Agbo	G 36:07	6-12	3-8	0-0	1 8 9	4 1 15	1	2	0	0	0	0	-2			
12 Max Rice	G 33:39	5-12	2-7	0-0	0 5 5	3 1 12	2	6	0	0	0	0	-3			
15 Jace Whiting	G 19:16	2-4	0-0	0-0	0 1 1	1 0 4	0	1	2	0	1	1	-1			
0 Roddie Anderson III	13:08	1-5	1-2	0-0	0 1 1	3 0 3	2	1	0	0	1	0	-5			
1 O'Mar Stanley	25:34	5-9	2-2	1-3	1 2 3	2 3 13	2	1	0	0	1	0	-8			
5 RJ Keane	06:08	1-2	0-0	0-0	1 1 2	2 0 2	0	0	0	0	1	0	-5			
3 Kobe Young	01:32	0-0	0-0	0-0	0 0 0	1 0 0	0	0	0	0	0	0	-1			
13 Andrew Meadow	00:57	0-0	0-0	0-0	0 1 0	0 0 0	0	0	0	0	0	0	-2			
Team					1 0 1											
Totals		27-57	8-21	19-16	8 27 35	21 19 75	10	16	3	3	4	1	-7			

Virginia Tech - 82																
Record: 4-1																
Technical Fouls: Coach 1 st :16																
NO. Name	Min	FG M-A	3P M-A	FT M-A	Rebounds OR DR TOT	Fouls PF FD	TP	AS	TO	ST	Blocks BS BA	+	-			
31 Robbie Beran	F 28:22	1-3	0-0	2-2	0 3 3	4 1 4	1	1	1	2	1	5				
15 Lynn Kidd	C 28:52	6-8	0-0	7-7	1 5 6	2 6 19	1	1	1	0	0	11				
0 Hunter Cattoor	G 36:51	5-11	5-10	4-5	0 1 1	3 4 19	1	1	1	0	0	13				
2 MJ Collins	G 08:19	0-3	0-1	0-0	0 0 0	3 0 0	0	0	0	0	0	-4				
3 Sean Pedulla	G 36:08	5-16	1-3	7-8	0 6 6	1 6 18	7	3	2	0	2	8				
4 Mekhi Long	11:55	2-2	0-0	0-0	1 4 5	3 0 4	1	1	0	0	0	12				
23 Tyler Nickel	31:41	5-10	1-4	3-5	1 3 4	0 3 14	2	1	1	1	0	11				
34 Myllyjael Poteat	10:51	2-2	0-0	0-0	1 0 1	3 0 4	1	0	0	1	0	-4				
10 Brandon Rechsteiner	03:52	0-0	0-0	0-0	0 1 0	0 0 0	0	0	0	0	0	-1				
13 Jaydon Young	03:09	0-0	0-0	0-0	0 0 0	0 0 0	0	0	0	0	0	-6				
Team					0 1 1											
Totals		26-55	7-18	23-27	4 24 28	19 20 82	14	9	6	4	3	7				

BSU		VAT		Points from			Period by Period Scoring		
Biggest lead	12 (1 st 16:29)	9 (2 nd 0:19)	Turnovers	11	27	1st	2nd	TOT	
Best Scoring Run	9 (1 st 16:29)	14 (1 st 2:26)	Paint	36	32	BSU	41	34	75
Lead Changes	3		Second Chance	10	2	VAT	44	38	82
Times Tied	4		Fast Breaks	12	19				
Time with Lead	21:12	16:55	Bench	18	22				

GAME 6: IOWA STATE

Official Basketball Box Score - Final															Game Time: 5:30 PM	
Iowa St. at Virginia Tech															Game Duration: 2:01	
11/24/23 State Farm Field House, Lake Buena Vista, Fla.															Attendance: 2,459	
2023-24 Men's Basketball																
Iowa St. - 62																
Record: 5-1																
Officials: Rick Crawford, Don Daly, Courtney Green																
NO. Name	Min	FG M-A	3P M-A	FT M-A	Rebounds OR DR TOT	Fouls PF FD	TP	AS	TO	ST	Blocks BS BA	+	-			
0 Tre King	F 24:32	3-6	0-1	4-4	1 6 7	4 3 10	1	2	1	0	1	0	-9			
12 Robert Jones	F 23:14	2-3	0-0	1-2	3 4 7	1 1 5	0	1	0	1	0	1				
22 Milan Momcilovic	F 35:19	7-10	3-5	4-5	1 1 2	4 4 21	0	2	2	0	0	-4				
3 Tamin Lipsey	G 35:37	6-13	1-3	5-8	3 2 5	2 6 18	4	5	3	0	0	-12				
10 Keshon Gilbert	G 30:21	1-6	0-4	1-6	0 3 3	4 3 3	4	2	2	0	0	-4				
5 Curtis Jones	25:49	1-8	1-7	0-0	0 2 2	2 0 3	2	0	1	0	0	-11				
33 Omatah Bilow	04:22	0-0	0-0	0-0	0 1 1	0 0 0	0	1	0	0	0	-4				
4 Demarion Watson	07:29	0-0	0-0	0-0	0 1 1	1 0 0	0	0	0	0	0	-5				
1 Jackson Paveletzke	13:18	1-4	0-1	0-1	0 1 1	1 1 2	1	0	0	0	0	3				
Team					1 0 1											
Totals		21-50	5-21	15-26	9 21 30	19 18 62	12	13	9	1	1	9				

Virginia Tech - 71																
Record: 5-1																
Technical Fouls: NONE																
NO. Name	Min	FG M-A	3P M-A	FT M-A	Rebounds OR DR TOT	Fouls PF FD	TP	AS	TO	ST	Blocks BS BA	+	-			
31 Robbie Beran	F 15:54	1-4	0-2	2-2	1 1 2	4 2 4	0	0	0	0	0	0				
15 Lynn Kidd	C 28:32	5-6	0-0	3-3	1 3 4	2 4 13	2	3	1	0	0	3				
0 Hunter Cattoor	G 25:42	4-9	3-7	7-8	0 3 3	5 3 18	1	1	1	0	0	9				
2 MJ Collins	G 27:46	1-8	0-3	2-2	1 4 5	1 1 4	3	2	4	0	0	9				
3 Sean Pedulla	G 32:56	5-9	5-7	2-2	0 4 4	2 5 17	6	5	1	0	1	14				
4 Mekhi Long	23:59	1-4	0-2	2-2	1 7 8	2 1 4	1	2	0	0	0	9				
34 Myllyjael Poteat	10:57	0-1	0-0	1-2	2 0 2	0 1 1	1	1	0	0	1	0	6			
23 Tyler Nickel	27:10	3-7	3-6	1-2	2 1 3	1 2 10	1	2	0	0	0	4				
10 Brandon Rechsteiner	07:04	0-1	0-1	0-0	0 0 0	1 0 0	0	1	0	0	0	-5				
Team					0 4 4											
Totals		20-49	11-28	20-23	8 27 35	18 19 71	16	15	7	1	1	9				

ISU		VAT		Points from			Period by Period Scoring		
Biggest lead	3 (1 st 18:05)	12 (1 st 0:10)	Turnovers	12	7	1st	2nd	TOT	
Best Scoring Run	9 (2 nd 8:44)	9 (1 st 2:27)	Paint	26	16	ISU	30	32	62
Lead Changes	8		Second Chance	8	10	VAT	40	31	71
Times Tied	7		Fast Breaks	8	5				
Time with Lead	05:19	29:08	Bench	5	15				

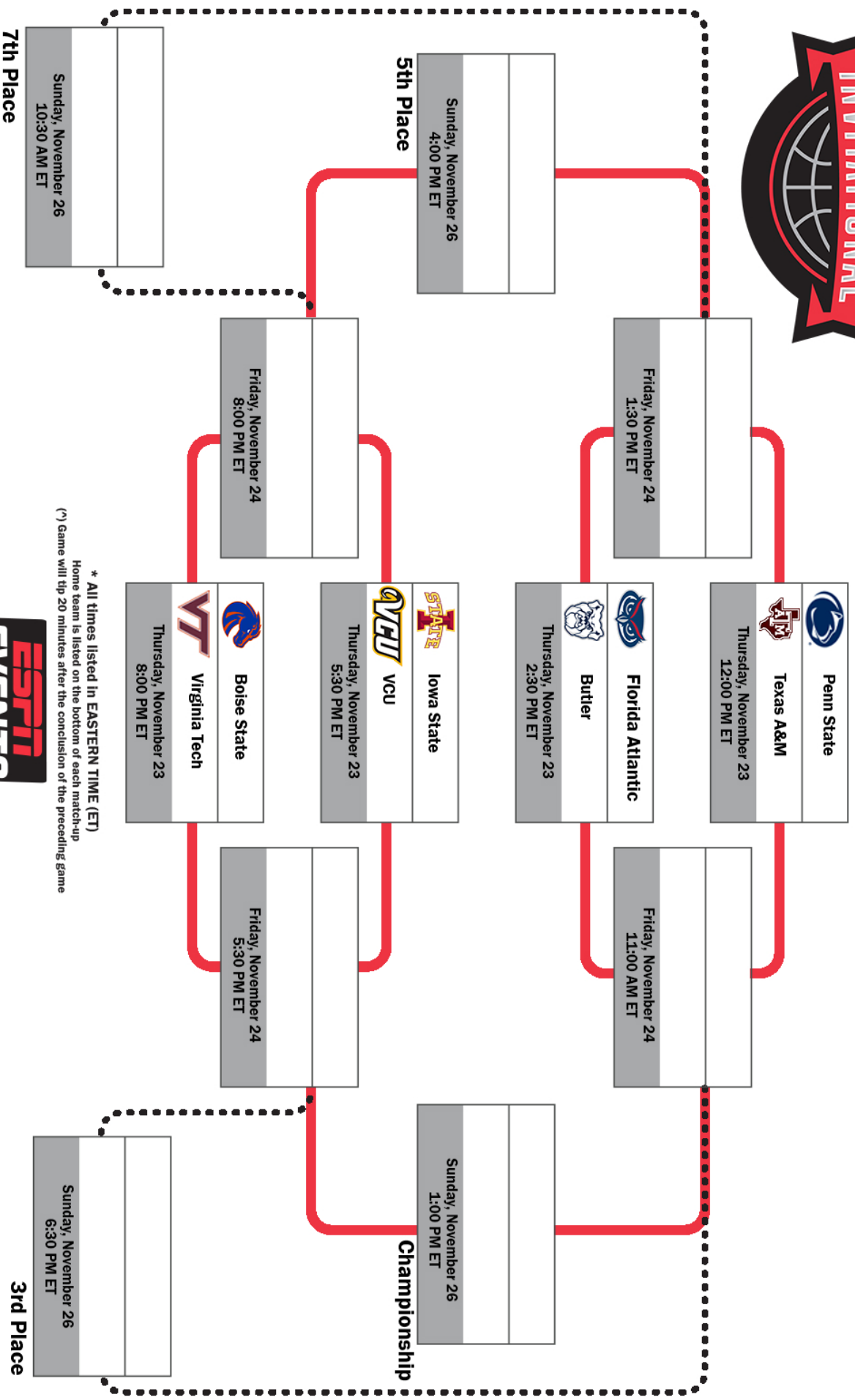
GAME 7: FLORIDA ATLANTIC

GAME 8: AUBURN



2023 ESPN Events Invitational

November 23, 24 & 26
 State Farm Field House
 Kissimmee, FL



* All times listed in EASTERN TIME (ET)
 Home team is listed on the bottom of each match-up
 (*) Game will tip 20 minutes after the conclusion of the preceding game





0
HUNTER CATTOOR
 GR. • G • 6-3 • 200
 ORLANDO, FLA.
 BISHOP MOORE



2
MJ COLLINS
 SO. • G • 6-4 • 195
 CLOVER, S.C.
 COMBINE ACADEMY



3
SEAN PEDULLA
 JR. • G • 6-1 • 195
 EDMOND, OKLA.
 EDMOND MEMORIAL



4
MEKHI LONG
 GR. • F • 6-7 • 200
 BRYANS ROAD, MD.
 OLD DOMINION



5
PATRICK WESSLER
 R-FR. • C • 7-0 • 255
 MATTHEWS, N.C.
 COMBINE ACADEMY



10
BRANDON RECHSTEINER
 FR. • G • 6-1 • 185
 ACWORTH, GA.
 ETOWAH



11
JOHN CAMDEN
 R-SO. • F • 6-8 • 220
 DOWNINGTOWN, PA.
 BREWSTER ACADEMY



13
JAYDON YOUNG
 FR. • G • 6-4 • 205
 GOLDSBORO, N.C.
 GREENSBORO DAY SCHOOL



15
LYNN KIDD
 SR. • C • 6-10 • 235
 GAINESVILLE, FLA.
 CLEMSON



23
TYLER NICKEL
 SO. • G/F • 6-7 • 220
 HARRISONBURG, VA.
 NORTH CAROLINA



31
ROBBIE BERAN
 GR. • F • 6-9 • 215
 RICHMOND, VA.
 NORTHWESTERN



33
MICHAEL WARD
 SO. • G • 6-2 • 175
 BETHESDA, MD.
 WALT WHITMAN



34
MYLYJAEEL POTEAT
 SR. • F • 6-9 • 265
 REIDSVILLE, N.C.
 RICE



55
CONNER VENABLE
 FR. • G • 6-3 • 190
 WASHINGTON, D.C.
 THE HEIGHTS SCHOOL



MIKE YOUNG
 HEAD COACH
 5TH SEASON



J.D. BYERS
 ASSISTANT COACH
 1ST SEASON



KEVIN GILTNER
 ASSISTANT COACH
 5TH SEASON



CHRISTIAN WEBSTER
 ASSISTANT COACH
 8TH SEASON