

BALL STATE BASKETBALL

2018-19  GAME 3

Schedule/Results

NOVEMBER

| | | |
|----|---------------------------------------|----------|
| 2 | UINDY (Exhib.) | W, 92-76 |
| 6 | INDIANA STATE (ESPN+) | W, 86-69 |
| 10 | at Purdue (BTN) | L, 75-84 |
| 15 | vs Virginia Tech^ (ESPN2) | 11:30am |
| 16 | vs Alabama or N'eastern^ (ESPN2 or U) | TBD |
| 18 | vs TBD^ (ESPN2, U or 3) | TBD |
| 24 | EVANSVILLE (ESPN3 or +) | 2pm |
| 27 | TIFFIN (ESPN3 or +) | 7pm |

DECEMBER

| | | |
|----|--|-----|
| 1 | at IUPUI | 1pm |
| 5 | at Loyola Chicago (NBC Sports Chicago) | 9pm |
| 9 | at Evansville (ESPN3 or +) | 3pm |
| 17 | at Valparaiso (ESPN+) | 8pm |
| 20 | HOWARD (ESPN3 or +) | 7pm |
| 29 | DELAWARE STATE (ESPN3 or +) | 2pm |

JANUARY

| | | |
|----|-----------------------------------|--------|
| 4 | at Toledo* (CBSSN) | 7pm |
| 8 | EASTERN MICHIGAN* (ESPN3 or +) | 7pm |
| 12 | OHIO* (ESPN3 or +) | TBA |
| 15 | at Bowling Green* (ESPN3 or +) | 7pm |
| 19 | at Central Michigan* (ESPN3 or +) | 4:30pm |
| 22 | MIAMI* (ESPN3 or +) | 7pm |
| 26 | at Ohio* (ESPN3 or +) | 2pm |
| 29 | at Buffalo* (ESPN3 or +) | 2pm |

FEBRUARY

| | | |
|----|------------------------------------|-----|
| 2 | KENT STATE* (ESPN3 or +) | TBA |
| 5 | at Northern Illinois* (ESPN3 or +) | 8pm |
| 9 | WESTERN MICHIGAN* (ESPN3 or +) | TBA |
| 16 | AKRON* (ESPN3 or +) | TBA |
| 19 | at Miami* (ESPN3 or +) | 7pm |
| 23 | CENTRAL MICHIGAN* (ESPN3 or +) | TBA |
| 26 | TOLEDO* (ESPN3 or +) | 7pm |

MARCH

| | | |
|----|-----------------------------------|-----|
| 2 | at Western Michigan* (ESPN3 or +) | 4pm |
| 5 | at Eastern Michigan* (ESPN3 or +) | 7pm |
| 8 | NORTHERN ILLINOIS* (ESPN3 or +) | TBA |
| 11 | MAC First Round # | TBA |
| 14 | MAC Quarterfinals # | TBA |
| 15 | MAC Semifinals # | TBA |
| 16 | MAC Championship # | TBA |

All times listed as Eastern and subject to change.

^ Charleston Classic

* Mid-American Conference game

MAC Tournament -- First round at campus sites; remainder in Cleveland, Ohio

BSU CENTENNIAL



BALL STATE UNIVERSITY
EST. 1918

Proud Past. Bright Future.

Founded in 1918 on land purchased and donated by the Ball family, Ball State University is celebrating its centennial this year.



BALL STATE CARDINALS

1-1 (0-0 MAC) | Head Coach: James Whitford (6th year)
Home: 1-0 | Away: 0-1 | Neutral: 0-0

| | |
|---------|-----|
| AP | NA |
| Coaches | NA |
| KenPom | 99 |
| BPI | 115 |
| RPI | -- |



VIRGINIA TECH HOKIES

1-0 (0-0 ACC) | Head Coach: Buzz Williams (5th year)
Home: 1-0 | Away: 0-0 | Neutral: 0-0

| | |
|---------|----|
| AP | 16 |
| Coaches | 17 |
| KenPom | 30 |
| BPI | 19 |
| RPI | -- |

Setting the Stage

>> Ball State will face its second straight ranked foe when it meets No. 16/17 Virginia Tech for the first time in the first round of the Charleston Classic.

>> The Cardinals opened with a win over Indiana State before falling 84-75 at No. 24/22 Purdue in a game they led early in the second half. Virginia Tech defeated Gardner-Webb, 87-59, in its only game so far, recording 16 steals and forcing 29 total turnovers.

>> Thursday's winner will move on to meet the Alabama-Northeastern winner Friday at 11 a.m., while the loser will meet one of those teams in Friday's consolation game at either 1 or 1:30 p.m. **(Bracket on page 20)**



Game Info

Thursday, Nov. 15 (11:30 a.m. ET)
Charleston, S.C.
(TD Arena, 5,100)

Series History

No previous meetings

Watch

ESPN2
Doug Sherman, Sean Farnham

Listen

Ball State Radio Network
Blake 96.7, WERK 104.9
Joel Godett, David Eha

Sports Link Digital

<http://mixlr.com/bsusportslink/>
Jack Kizer, Alex Thomas, Colton Howard

Follow the Cardinals

Online: ballstatesports.com
Twitter: @BallStateMBB, @BallStateSports
Instagram: @ballstatembb, @ballstatesports
Facebook: Ball State Sports


Statistical Comparison

| BSU | Category | VT |
|------|----------------------------|------|
| 80.5 | Points Per Game | 87.0 |
| 76.5 | Opp. Points Per Game | 59.0 |
| .487 | Field Goal Percentage | .508 |
| .412 | Opp. Field Goal Percentage | .467 |
| .429 | 3-Point Percentage | .400 |
| .295 | Opp. 3-Point Percentage | .286 |
| .744 | Free Throw Percentage | .684 |
| 35.5 | Rebounds Per Game | 33.0 |
| 39.0 | Opp. Rebounds Per Game | 24.0 |
| 11.5 | Assists Per Game | 20.0 |
| 13.5 | Turnovers Per Game | 20.0 |
| 11.0 | Opp. Turnovers Per Game | 29.0 |
| 5.5 | Steals Per Game | 16.0 |
| 3.5 | Blocks Per Game | 3.0 |

Team Leaders

| BSU | Category | VT |
|-------------------|----------|----------------------------------|
| T. Persons (17.5) | PPG | Wilkins, Alexander-Walker (21.0) |
| B. Hazen (6.0) | RPG | Three players (6.0) |
| T. Persons (3.5) | APG | J. Robinson (8.0) |
| B. Hazen (.875) | FG% | I. Wilkins (.700) |
| A. Nehls (.600) | 3FG% | I. Wilkins (.714) |

Probable Starters (based on last game)



Tayler Persons
#2 | Guard

| | | |
|------|------|------|
| PTS | REBS | ASTS |
| 17.5 | 5.0 | 3.5 |




K.J. Walton
#1 | Guard

| | | |
|------|------|------|
| PTS | REBS | ASTS |
| 14.5 | 5.5 | 1.0 |



Kyle Mallers
#14 | Forward

| | | |
|-----|------|------|
| PTS | REBS | ASTS |
| 6.0 | 4.5 | 2.5 |



Brachen Hazen
#12 | Forward

| | | |
|------|------|------|
| PTS | REBS | ASTS |
| 10.5 | 6.0 | 1.0 |



Tahjai Teague
#25 | Forward

| | | |
|------|------|------|
| PTS | REBS | ASTS |
| 14.5 | 5.5 | 0.5 |

TEAM **BALL STATE**

MutualBank



pepsi

Ball State
Federal Credit Union

Stoops
Automotive Group

MILLER
TRANSPORTATION

PROGRAM HISTORY

6 MAC Regular Season Titles
(all since 1980)

7 MAC Tournament Championships
(the most of any team in league history)

7 NCAA Tournament Appearances

1,217 All-Time Wins

QUICK FACTS

GENERAL INFORMATION

School Ball State University
Location Muncie, Ind.
Founded/Enrollment 1918/22,513
Nickname Cardinals
Arena Worthen Arena (11,500)
Conference Mid-American
. (West Division)
President Geoffrey Mearns
Athletics Director Beth Goetz

BASKETBALL HISTORY

First Year of Basketball 1920-21
All-Time Record 1217-1127-1 (98 yrs)
NCAA Appearances 7 (last in 2000)
Best Showing Sweet 16 (1990)
NIT Appearances 4 (last in 2002)
CIT Appearances 2 (last in 2017)

TEAM INFORMATION

2017-18 Record 19-13
MAC Record/Finish 10-8/3rd West
Postseason None
Starters Returning/Lost 4/1
Letterwinners Returning/Lost 7/4
Newcomers 5

COACHING STAFF

Head Coach James Whitford
Record at Ball State (yrs) 74-89 (5)
Career Record (yrs) Same
Assoc. Head Coach Jason Grunkemeyer
Assistant Coach Ben Botts
Assistant Coach Matt Crenshaw
Director of Operations Kindon Crowder
Secretary Tina Cooper
Office Phone 765-285-8141

MEDIA INFORMATION

Assistant Director/
MBB Contact Tyson Mathews
Office Phone 765-285-8227
Cell Phone 765-716-7235
E-Mail temathews@bsu.edu
Associate A.D. Michael Clark
Assistant Director Brad Caudill
Assistant Director Paula Haughn
Assistant Director TBA
Broadcasting/Multimedia Joel Godett
Graduate Assistant Tyler Roper

Ball State Roster

| No. | Name | Pos. | Ht. | Wt. | Cl. | Hometown (Previous School) |
|-----|-----------------|------|------|-----|---------|--|
| 0 | Miryne Thomas* | F | 6-8 | 199 | So. | Cleveland, Ohio (Md.-Eastern Shore) |
| 1 | K.J. Walton | G | 6-3 | 200 | R-Jr. | Indianapolis, Ind. (Missouri) |
| 2 | Taylor Persons | G | 6-3 | 196 | 5th-Sr. | Kokomo, Ind. (Northern Kentucky) |
| 3 | Josh Thompson | G | 6-0 | 194 | R-Jr. | Indianapolis, Ind. (Lawrence North) |
| 5 | Ishmael El-Amin | G | 6-1 | 195 | So. | Minneapolis, Minn. (Hopkins) |
| 11 | Jarron Coleman | G | 6-5 | 208 | Fr. | Indianapolis, Ind. (Cathedral) |
| 12 | Brachen Hazen | F | 6-8 | 211 | R-So. | Columbia City, Ind. (Arkansas) |
| 13 | Kani Acree | G/F | 6-6 | 205 | Fr. | Carbondale, Ill. (Carbondale Community) |
| 14 | Kyle Mallers | F | 6-7 | 217 | Jr. | Fort Wayne, Ind. (Carroll) |
| 15 | Zach Gunn | F | 6-6 | 210 | So. | Fishers, Ind. (Hamilton Southeastern) |
| 20 | Austin Nehls | G | 6-3 | 182 | Sr. | Tucson, Ariz. (Central Connecticut St.) |
| 24 | Trey Moses | C | 6-9 | 245 | Sr. | Louisville, Ky. (Eastern) |
| 25 | Tahjai Teague | F | 6-8 | 215 | R-Jr. | Indianapolis, Ind. (Pike) |
| 44 | Blake Huggins | C | 6-10 | 245 | R-Fr. | Union City, Tenn. (Obion County Central) |

*Sitting out as a transfer

Coaching Staff

Head Coach: James Whitford (Wisconsin, 1994); Sixth season

Associate Head Coach: Jason Grunkemeyer (Miami University, 2001); Sixth season

Assistant Coach: Ben Botts (Purdue Fort Wayne, 2011); First season

Assistant Coach: Matt Crenshaw (IUPUI, 2004); First season

Director of Basketball Operations: Kindon Crowder (Ball State, 2014); Second season

Strength and Conditioning Coach: Jason Roberson (Upper Iowa, 1999)

Athletic Trainer: Troy Hershman (Ball State, 1992)

Pronunciation Guide

| | | | |
|-----------------|-----------------|---------------|----------|
| Kani Acree | kuh-NYE uh-KREE | Kyle Mallers | MAAL-ers |
| Jarron Coleman | juh-RON | Austin Nehls | NELLS |
| Ishmael El-Amin | el-ah-MEEN | Tahjai Teague | TAH-zhay |
| Brachen Hazen | BRACK-en | Miryne Thomas | MY-run |

MEDIA INFORMATION

MEDIA LIST: To be added to the Ball State men's basketball distribution list for press releases and game notes, e-mail Tyson Mathews at temathews@bsu.edu. The Ball State game notes are also available on ballstatesports.com, along with releases and statistics.

INTERVIEW REQUESTS: All requests for interviews with Ball State head coach James Whitford, men's basketball student-athletes and assistant coaches must be arranged through Tyson Mathews in the Ball State Athletics Media Relations Office. Please make your request at least 24 hours in advance of the desired interview time.

This Week's Schedule

| 12 MONDAY | 13 TUESDAY | 14 WEDNESDAY | 15 THURSDAY | 16 FRIDAY | 17 SATURDAY | 18 SUNDAY |
|-------------------------------------|-------------------------------------|--------------------------------------|--|---|----------------|--|
| 2:30 p.m. Practice (Shondell) | 2:15 p.m. Practice (Shondell) | 9 a.m. Shootaround (TD Arena) | 11:30 a.m. Game 3 vs. Virginia Tech | TBD Game 4 vs. Alabama/ Northeastern | OFF | TBD Game 5 Charleston Classic |
| | Depart for Charleston | 12:15 p.m. Practice (Burke HS) | | | | |



#0 | Miryne Thomas
So. | F | 6-8 | 199
Cleveland, Ohio



#1 | K.J. Walton
R-Jr. | G | 6-3 | 200
Indianapolis, Ind.



#2 | Tayler Persons
R-Sr. | G | 6-3 | 196
Kokomo, Ind.



#3 | Josh Thompson
R-Jr. | G | 6-0 | 194
Indianapolis, Ind.



#5 | Ishmael El-Amin
So. | G | 6-1 | 195
Minneapolis, Minn.



#11 | Jarron Coleman
Fr. | G | 6-5 | 208
Indianapolis, Ind.



#12 | Brachen Hazen
R-So. | F | 6-8 | 211
Columbia City, Ind.



#13 | Kani Acree
Fr. | G/F | 6-6 | 205
Carbondale, Ill.



#14 | Kyle Mallers
Jr. | F | 6-7 | 217
Fort Wayne, Ind.



#15 | Zach Gunn
So. | F | 6-6 | 210
Fishers, Ind.



#20 | Austin Nehls
Sr. | G | 6-3 | 182
Tucson, Ariz.



#24 | Trey Moses
Sr. | C | 6-9 | 245
Louisville, Ky.



#25 | Tahjai Teague
R-Jr. | F | 6-8 | 215
Indianapolis, Ind.



#44 | Blake Huggins
R-Fr. | C | 6-10 | 245
Union City, Tenn.



James Whitford
Head Coach
Sixth Season



Jason Grunkemeyer
Associate Head Coach
Sixth Season




Ben Botts
Assistant Coach
First Season



Matt Crenshaw
Assistant Coach
First Season



Kindon Crowder
Director of Operations
Second Season

| | |
|--|---|
| Last Time vs ACC Dec. 5, 2017 (South Bend, Ind.) |  |
| Ball State | 80 |
| Notre Dame (#9/8) | 77 |

Highlights

- Ball State went into the Joyce Center and knocked off No. 9/8 Notre Dame, 80-77, for the program's first victory over a ranked opponent since 2001.
- Tayler Persons scored 24 points and hit the game-winning 3-pointer in the final seconds as Ball State handed Notre Dame its first non-conference home loss in four years.
- The Cardinals led the majority of the night until Notre Dame's Matt Farrell hit a 3-pointer to tie it at 77 with 21 seconds left. Ball State had a timeout left but did not call it. Persons kept the ball, went around a screen at the top of the key and buried the game-winner.
- Ball State defeated a ranked opponent for the first time since beating No. 4 Kansas and No. 3 UCLA on back-to-back days at the 2001 Maui Invitational.
- Tahjai Teague finished with 13 points and a game-high eight rebounds for Ball State, while Sean Sellers scored 11 points and pulled down seven big boards. Trey Moses scored nine points as the Cardinals went to him often down the stretch.
- Ball State took a 34-29 lead into halftime after a Kyle Mallers jumper at the buzzer.
- The Cardinals built a lead as big as nine points in the second half at 67-58 with 6:45 to play before Notre Dame came back.

QUOTING COACH WHITFORD

"I'm just so proud of our guys. What a great win. We've come a long way. You think about where we started. To get to this point where we can beat a team like this on the road is amazing."

BALL STATE (5-4)

PERSONS, Tayler 10-19 2-2 24; TEAGUE, Tahjai 5-9 3-4 13; SELLERS, Sean 3-7 4-4 11; MOSES, Trey 3-3 3-3 9; MALLERS, Kyle 3-9 0-0 8; TYLER, Jeremie 2-3 2-3 8; KIAPWAY, Francis 1-2 0-0 3; EL-AMIN, Ishmael 1-3 0-0 2; WALKER, Jontrell 1-5 0-0 2; GUNN, Zach 0-3 0-0 0. **Totals 29-63 14-16 80.**

NOTRE DAME (7-2)

Bonzie Colson 10-19 6-9 26; Matt Farrell 4-9 4-4 14; Martinas Geben 4-8 4-4 12; Rex Pflueger 4-8 1-1 11; TJ Gibbs 2-6 3-6 8; John Mooney 2-3 1-2 6; DJ Harvey 0-1 0-0 0; Austin Torres 0-0 0-0 0. **Totals 26-54 19-26 77.**

Ball State..... 34 46 - 80
Notre Dame..... 29 48 - 77

What's Trending

⇒ Virginia Tech is one of at least three NCAA tournament teams from last season (and the second in a row) Ball State will see in non-conference play. The Hokies lost in the first round last year to Alabama. The Cardinals played 2018 Sweet 16 team Purdue the last time out. They will visit Final Four team Loyola Chicago in December. BSU could potentially see more this week, as Alabama, Wichita State and Davidson were all in the NCAA field last year.

⇒ Ball State will be tasked with defending a Virginia Tech team that returns seven of its top eight scorers from last year's 21-12 squad. Isaiah Wilkins and Nickeil Alexander-Walker led the Hokies with 21 points each in their season-opening win.

⇒ BSU senior point guard Tayler Persons ranks 11th among active Division I players in career assists (423), while senior center Trey Moses ranks 19th among that group in career rebounds (689).

⇒ Junior forward Tahjai Teague was held to eight points Saturday at Purdue, snapping a streak of 10 straight double-figure games dating back to last year. He scored a game-high 21 in the opening win over Indiana State.

⇒ With a career-high-tying four blocks in just 11 minutes against Indiana State, Trey Moses became the sixth player in Ball State history to surpass 100 career blocks.

⇒ Moses' 202 career assists are the third-most of any non-guard in BSU history. John Williams (344) and Franko House (261) are the only players with more.

⇒ Ball State was picked to finish second in the MAC West Division in the league's preseason poll, garnering just eight fewer total points than Eastern Michigan in the balloting. Defending league champion Buffalo was the preseason pick to win the East Division. **(Complete poll on page 7)**

⇒ Point guard Tayler Persons was one of five selections to the Preseason All-MAC West Team, joining James Thompson (EMU), Elijah Minnie (EMU), Eugene German (NIU) and Jaelan Sanford (TOL).

⇒ Ball State has won at least 19 games overall and at least 10 Mid-American Conference contests in each of the past three seasons.

⇒ BSU was 14-2 at home last season, coming up one shy of the program record for home court victories. The Cardinals won 15 homes games three straight seasons from 1990-93.

⇒ Trey Moses finished third in the MAC last season with 10 double-doubles (he has 19 for his career). Tahjai Teague had eight double-doubles a season ago, including six against MAC opponents.

HISTORY VS. ACC

Record vs. ACC: 1-1

Versus current ACC members: 3-12

Ball State has only two previous matchups against opponents that were in the ACC when the game was played -- Duke in the 2001 Maui Invitational championship (loss) and Notre Dame last year (win).

The Cardinals have played a total of five current members of the ACC, several of them long before they joined. Here is how BSU has fared against current ACC members ...

ALL-TIME VS. CURRENT ACC MEMBERS

| | | |
|--------------|-------------|-------------------------|
| Boston Coll. | 0-1 | 1981 NCAAAs |
| Duke | 0-1 | '01 Maui title game |
| Louisville | 1-1 | BSU won in 1990 NCAAAs |
| Pittsburgh | 1-0 | 1989 NCAA 1st round |
| Notre Dame | 1-9 | BSU won last year at ND |
| Total | 3-12 | |

Elite Company

⇒ Tayler Persons is one of only five players in BSU history to record 1,000 points and 300 assists in a career, and he is the only one to do it in just two seasons. Persons surpassed both milestones in last year's MAC Tournament.


He is also the only BSU player ever with a 500-point, 150-assist season on his resume. He accomplished that as a sophomore in his first season with the Cardinals.



CARDINALS WITH 1,000 PTS/300 ASTS

| | |
|-------------------------------------|------------------|
| Bonzi Wells (1994-98) | 2,485/386 |
| Peyton Stovall (2003-08) | 1,383/349 |
| Patrick Jackson (1998-02) | 1,348/349 |
| Chris Shelton (1982-86) | 1,164/481 |
| Tayler Persons* (2016-Pres.) | 1,042/311 |

***Persons career numbers, including his freshman year at Northern Kentucky, are 1,434 points and 423 assists.**

| | |
|--|---|
| Last Time Out Nov. 10, 2018 (West Lafayette, Ind.) |  |
| Ball State | 75 |
| Purdue (#24/22) | 84 |
| <p>Highlights</p> <ul style="list-style-type: none"> • Ball State led by one point early in the second half at No. 24/22 Purdue, but a 19-2 run in the second half fueled the Boilermakers. • Tayler Persons led the way for BSU in scoring and rebounding with 19 and eight. His 19 points all came in the first half. • K.J. Walton was the other Cardinal in double digits with 13, while Kyle Mallers, Tahjai Teague and Ishmael El-Amin had eight apiece. • The teams traded makes early in the second half, but the Boilermakers got hot and put together their 19-2 run spanning nearly five minutes that earned them a 17-point lead. • Walton finally scored a pair of driving layups along with a bucket under the basket by Teague to break up the run and give the Cardinals life. Austin Nehls then hit back-to-back 3's to trim the deficit back to nine, but that was as close as BSU would get. • Ball State outshot Purdue from the field with a 48 percent mark to Purdue's 43 percent clip, but the Boilermakers managed 17 more shot attempts. • The Cardinals also knocked down 11 shots from 3-point range, while the Boilermakers made only seven. • But the Boilermakers claimed a distinct advantage in rebounds with 40 to BSU's 29, as well as in points in the paint with 44 to 22 for Ball State. <p>QUOTING COACH WHITFORD: "I thought we showed a lot of grit and found a way to hang in there, but unfortunately that first eight minutes in the second half was the difference tonight. I told our team that we lost to a great program today. I've always had a lot of respect for Purdue."</p> <p>BALL STATE (1-1) PERSONS, Tayler 5-13 6-8 19; WALTON, K.J. 6-11 1-2 13; EL-AMIN, Ishmael 3-7 0-0 8; TEAGUE, Tahjai 3-6 2-2 8; MALLERS, Kyle 2-4 2-2 8; HAZEN, Brachen 1-2 3-5 6; NEHLS, Austin 2-2 0-0 6; MOSES, Trey 2-4 0-0 4; GUNN, Zach 1-3 0-0 3; THOMPSON, Josh 0-0 0-0 0. Totals 25-52 14-19 75.</p> <p>PURDUE (2-0) Carsen Edwards 8-22 5-5 23; Matt Haarms 5-8 5-8 16; Evan Boudreaux 5-9 2-4 14; Nojel Eastern 5-7 2-3 12; Ryan Cline 3-12 2-2 9; Grady Eifert 2-4 1-1 5; Aaron Wheeler 2-4 0-1 5; Sasha Stefanovic 0-1 0-0 0; Trevion Williams 0-0 0-0 0; Eric Hunter Jr. 0-2 0-0 0. Totals 30-69 17-24 84.</p> <p>Ball State..... 41 34 - 75 Purdue..... 42 42 - 84</p> | |

Ball State Storylines

MATCHUP OF TOP-100 TEAMS

⇒ Ball State and Virginia Tech both enter Thursday's contest rated among the top 100 in the nation by Ken Pomeroy. Virginia Tech is No. 30, while Ball State checks in at No. 99, having already climbed 11 spots since the start of the season.

The Cardinals' Pomeroy rating is higher than it has been since the 2004-05 season. BSU finished that year at No. 96.

AGAINST THE CHARLESTON FIELD

⇒ Among the teams in the Charleston Classic field, Ball State has played Purdue and Alabama most recently. The Cardinals have met Purdue 12 times in program history (going 2-10), including Saturday's loss in West Lafayette. BSU visited Alabama two years ago for the only meeting between the teams, an 77-59 win for the Crimson Tide.

The Cardinals have also met Appalachian State (won) and Wichita State (lost) once each, though not since the 1970s. A meeting with Davidson or Northeastern would be the first in program history, just like Thursday's matchup with Virginia Tech.

QUITE A DEBUT

⇒ Redshirt sophomore forward Brachen Hazen scored 15 points on 6-for-6 shooting and pulled down a team-high nine rebounds in the season-opening win over Indiana State.

It was Hazen's first regular season game with Ball State after sitting out last season as a transfer, and it was his first extensive action since his senior year of high school (2015-16). He played just 42 minutes over 14 games as a freshman at Arkansas.

YEAR SIX FOR WHITFORD

⇒ The 2018-19 season is Ball State's sixth under the direction of head coach James Whitford. The Cardinals have averaged 20.3 victories over the past three years, winning MAC West Division championships in both 2016 and 2017.

Last season, Whitford led BSU to a win at No. 9/8 Notre Dame, marking the program's first win over a ranked team in 16 years and the highest-rated opponent the Cardinals have ever defeated in a true road game.

STRENGTH RETURNING

⇒ Ball State welcomed back seven of the eight players who were part of the rotation at the end of last season. The Cardinals returned 76.3 percent of their scoring, 75.1 percent of their rebounding and 77.9 percent of their assists.

BSU's active roster entering the season featured players with a combined 4,997 collegiate points.

ALL-MAC BACK

⇒ Ball State returned two All-MAC players from last year in Tayler Persons (second team) and Trey Moses (third). Persons was named to the second team for the second straight year. Moses was previously a MAC All-Defensive Team selection in 2016.

Persons is the top active assist man in the MAC with 423 for his career and ranks second among active players in career points (1,434), behind only Eastern Michigan's James Thompson (1,495).

Moses is third among active MAC players in rebounds (689), behind Thompson (1,129) and Bowling Green's Demajeo Wiggins (739).

SEC TRANSFERS READY FOR ACTION

⇒ Two transfers from SEC programs suited up for Ball State for the first time this season. K.J. Walton played two seasons at Missouri, and Brachen Hazen played one year at Arkansas.

Both were Indiana All-Stars as high school seniors, Walton at Brownsburg and Hazen at Columbia City. Both sat out last season after transferring.

CARDINALS ADD 1,000-POINT GRAD TRANSFER

⇒ Ball State welcomed graduate transfer Austin Nehls from Central Connecticut. Nehls scored 1,038 points and made 206 3-pointers over his three seasons with the Blue Devils. He will provide outside shooting for a team that lost its career 3-point leader with the graduation of Sean Sellers.

INDIANA'S TEAM

⇒ Ball State continues to recruit heavily in-state, with eight of the 14 players on this year's roster coming from within Indiana. All eight of those players come from towns within 80 miles of Ball State's campus.

All seven scholarship players among that group were named to the Indiana All-Star Team as high school seniors. Each year, the Indiana All-Stars feature the top 13 seniors in the state.

(Ball State's complete Indiana All-Star history on page 10)

Jumping out of the Gym

⇒K.J. Walton's vertical leap measured at 45 inches in the Cardinals' preseason testing. That number would place him among the top 10 in **NBA HISTORY**. The chart below shows where Walton's vertical would rank among the all-time professional greats ...



HIGHEST RECORDED NBA VERTICALS

| | |
|---------------------|-----|
| 1. Wilt Chamberlain | 48" |
| Darrell Griffith | 48" |
| 3. Michael Jordan | 46" |
| Zach LeVine | 46" |
| Jason Richardson | 46" |
| James White | 46" |
| Spud Webb | 46" |

>> K.J. WALTON 45"

| | |
|--------------------|-------|
| 8. Shannon Brown | 44.5" |
| 9. Mugsey Bogues | 44.3" |
| 10. David Thompson | 44" |

SOURCE: *theexercisers.com*

RECORD BREAKDOWN

| | |
|----------------------------|-----|
| Overall Record | 1-1 |
| At Home | 1-0 |
| On the Road | 0-1 |
| Neutral Site | 0-0 |
| Leading at Half | 0-0 |
| Trailing at Half | 0-1 |
| Tied at Half | 1-0 |
| Leading in Rebounds | 1-0 |
| Trailing in Rebounds | 0-1 |
| Tied in Rebounds | 0-0 |
| Committing Fewer Turnovers | 1-0 |
| Committing More Turnovers | 0-1 |
| Committing Same Turnovers | 0-0 |
| Scored 0-49 Points | 0-0 |
| Scored 50-59 Points | 0-0 |
| Scored 60-69 Points | 0-0 |
| Scored 70-79 Points | 0-1 |
| Scored 80-89 Points | 1-0 |
| Scored 90+ Points | 0-0 |
| Allowed 0-49 Points | 0-0 |
| Allowed 50-59 Points | 0-0 |
| Allowed 60-69 Points | 1-0 |
| Allowed 70-79 Points | 0-0 |
| Allowed 80-89 Points | 1-0 |
| Allowed 90+ Points | 0-0 |

Ball State Storylines

INDIANA'S TEAM ... PART II

⇒Ball State went 4-0 against Division I teams from the state of Indiana last season with wins over Notre Dame, Valparaiso, Indiana State and IUPUI. Purdue (5-0) was the only other in-state team undefeated against Indiana foes last year.

The Cardinals and Boilermakers squared off in the second game this season, with the Boilermakers winning 84-75 on their home court to snap BSU's in-state winning streak.

Last year was the first time since 1999-2000 that Ball State went unbeaten versus the state. The Cardinals went 3-0 that year with wins over Purdue, Butler and Indiana State.

ICE WATER IN HIS VEINS

⇒Tayler Persons hit game-winning 3-pointers in the final seconds last year at No. 9/8 Notre Dame, versus Valparaiso and versus Bowling Green. All three came from virtually the same spot on the court, just left of the top of the key.

The Notre Dame and Bowling Green game-winners came within four days of each other last December. On three other occasions last season, he scored go-ahead or game-tying points in the final 20 seconds.

MALLERS SEEKS CONTINUED IMPROVEMENT

⇒Junior forward Kyle Mallers raised his scoring average more than seven full points from his freshman to sophomore year.

After averaging 2.2 points per game as a rookie, he poured in 9.6 per game last year.

FROM LONG RANGE

⇒Ball State has recorded four of the top five single-season 3-point totals in school history over the past four years.

The Cardinals' 319 treys in 2016-17 broke the school record. Last year's total of 245 ranks fourth on the list.

SEASON 3's (BSU HISTORY)

1. 319 in 2016-17
2. 310 in 2001-02
3. 305 in 2015-16
4. 245 in 2017-18
5. 234 in 2014-15

BODY TRANSFORMATIONS

⇒Tayler Persons dropped approximately 25 pounds in the offseason. Persons played last season at 220 pounds. He entered this season at 196.

Zach Gunn cut his body fat nearly in half over the offseason. Gunn was at 9.0 percent last season and is now at 5.1 percent.

NEW TO THE BENCH

⇒For the first time in four years, James Whitford experienced turnover on his staff this offseason. Danny Peters took an assistant coaching job at Arizona, and Brian Thornton left for a basketball position with the NCAA in Indianapolis.

Whitford replaced them by hiring two in-state assistants away from their alma maters. Muncie native Ben Botts came from Purdue Fort Wayne to fill Peters' position, while Matt Crenshaw joined the staff from IUPUI to fill Thornton's vacancy.

CARDINALS TO FACE FINAL FOUR TEAM

⇒Ball State will pay a Dec. 5 visit to Loyola Chicago, which reached the Final Four last season. The matchup is part of a two-year series that will see the Ramblers visit Muncie next year.

It's the second straight year the Cardinals have played a Final Four team from the previous season. Last year, BSU visited 2016 participant Oregon.

In 2011, Ball State defeated Butler in Muncie, with the Bulldogs coming off back-to-back national championship game appearances.

CARDINALS READY FOR NATIONAL EXPOSURE IN CHARLESTON

⇒Ball State will take part in one of ESPN's high-profile early-season tournaments this year at the Charleston Classic.

The Cardinals will face off in the first-round against a Virginia Tech team picked 15th in the preseason AP Top 25.

The tournament also features nationally-ranked Purdue, along with Alabama, Wichita State, Davidson, Northeastern and Appalachian State.

The action takes place Nov. 15-18 at TD Arena in Charleston, South Carolina.

MAC Standings

| West Division | CONFERENCE | | | OVERALL | | |
|-------------------|------------|---|------|---------|---|-------|
| | W | L | Pct. | W | L | Pct. |
| Eastern Michigan | 0 | 0 | .000 | 3 | 0 | 1.000 |
| Central Michigan | 0 | 0 | .000 | 2 | 0 | 1.000 |
| Toledo | 0 | 0 | .000 | 2 | 0 | 1.000 |
| Ball State | 0 | 0 | .000 | 1 | 1 | .500 |
| Northern Illinois | 0 | 0 | .000 | 1 | 1 | .500 |
| Western Michigan | 0 | 0 | .000 | 1 | 1 | .500 |

| East Division | CONFERENCE | | | OVERALL | | |
|---------------|------------|---|------|---------|---|-------|
| | W | L | Pct. | W | L | Pct. |
| Buffalo | 0 | 0 | .000 | 3 | 0 | 1.000 |
| Akron | 0 | 0 | .000 | 2 | 0 | 1.000 |
| Ohio | 0 | 0 | .000 | 2 | 0 | 1.000 |
| Kent State | 0 | 0 | .000 | 1 | 0 | 1.000 |
| Miami | 0 | 0 | .000 | 1 | 1 | .500 |
| Bowling Green | 0 | 0 | .000 | 1 | 2 | .667 |

2018-19 Preseason Poll

EAST DIVISION

1. Buffalo – 210 (35)
2. Miami – 127
3. Kent State – 122
4. Ohio – 121
5. Akron – 97
6. Bowling Green – 58

WEST DIVISION

1. Eastern Michigan – 183 (17)
2. Ball State – 175 (11)
3. Toledo – 156 (5)
4. Western Michigan – 81 (1)
5. Northern Illinois – 73
6. Central Michigan – 67 (1)

MAC TOURNAMENT CHAMPION

Buffalo (25), Eastern Michigan (3), Toledo (3), Central Michigan (1), Miami (1), Northern Illinois (1), Western Michigan (1)

Voted on by coaches and media, first-place votes in parentheses

MAC Wins Leaders

- Ball State's MAC win total over the past three seasons ranks third in the league behind only Buffalo and Akron.
- The Cardinals and Bulls are the only MAC teams to reach double-digit league wins in each of the past three years.

MOST MAC WINS (2016-PRESENT)

| | | |
|----|-------------------|-----------|
| 1. | Buffalo | 36 |
| 2. | Akron | 33 |
| 3. | Ball State | 31 |
| 4. | Toledo | 30 |
| 5. | Kent State | 29 |
| | Ohio | 29 |

MAC West Success

- Ball State is 21-9 in MAC West Division games over the past three seasons.
- The Cardinals started 5-2 against the West Division last year before dropping their final three division games to finish 5-5.



CARDINAL TIDBITS

KANI ACREE

Nicknamed "Ace" by his family because it was difficult for people to pronounce his last name ... has the Ace of Spades tattooed behind his right ear ... redshirting this season.

ISHMAEL EL-AMIN

The oldest of seven children, five boys and two girls, all separated by two years ... the son of former UConn point guard Khalid El-Amin ... was a baby in the stands as his dad's Huskies won the 1999 NCAA championship.

ZACH GUNN

All-time leading scorer and rebounder in the history of a Hamilton Southeastern High School program which boasts former Indiana Mr. Basketball selections Gary Harris (2012) and Zak Irvin (2013).

BRACHEN HAZEN

Has floated on the Dead Sea in Israel and visited The Coliseum in Rome ... taught himself to play the guitar as a college freshman ... father is a graduate of Ball State's music education program.

BLAKE HUGGINS

Didn't play basketball until he was a 6-foot-3 eighth grader and the coach encouraged him to try ... played baseball before that ... son of a preacher ... lived in Mississippi until age 7 when he moved to Tennessee.

TREY MOSES

Works with special needs kids through the Best Buddies program ... organizes summer basketball camps for kids with Downs Syndrome in Kentucky, Indiana and Canada ... played eight games in 10 days over the summer in New Zealand with a team from Athletes in Action.

KYLE MALLERS

Owens a 3.75 GPA as a business administration major ... has worn the No. 14 since his Little League baseball coach gave it to him for the first time at age 8.

AUSTIN NEHLS

Graduated in three years from Central Connecticut, where he was a two-time Academic All-District First Team choice ... grew up in Tucson, Arizona, where his family knew then-Arizona assistant coach James Whitford.

TAYLER PERSONS

Helped his Athletes in Action Team USA squad to a 4-0 record and a gold medal over the summer in Brazil ... played quarterback for his Kokomo High School football team ... tore his ACL in the second football game of his senior season but rehabbed in time to join his basketball teammates on the court by late January.

TAHJAI TEAGUE

Cousin of Jeff Teague of the NBA's Minnesota Timberwolves and former NBA first-round pick Marquis Teague.

MIRYNE THOMAS

A Golden Gloves boxing national champion at age 12 ... named the Boys & Girls Club of Cleveland Youth of the Year in 2017 ... sitting out this season as a transfer from Maryland-Eastern Shore.

JOSH THOMPSON

A walk-on who earned key minutes as a sophomore ... has overcome ACL tears in both knees ... the son of Ball State great Chandler Thompson who helped the Cardinals to the 1990 Sweet 16.

MISCELLANEOUS STATS

DOUBLE-FIGURE SCORING GAMES

| | Season | Career |
|-----------------|--------|--------|
| Taylor Persons | 2 | 77* |
| Trey Moses | -- | 43 |
| Tahjai Teague | 1 | 33 |
| Kyle Mallers | -- | 14 |
| Zach Gunn | -- | 4 |
| Ishmael El-Amin | -- | 3 |
| K.J. Walton | 2 | 2 |
| Brachen Hazen | 1 | 1 |

GAMES WITH 20 POINTS OR MORE

| | Season | Career |
|----------------|--------|--------|
| Taylor Persons | -- | 19* |
| Tahjai Teague | 1 | 6 |
| Trey Moses | -- | 5 |

DOUBLE-FIGURE REBOUNDING GAMES

| | Season | Career |
|----------------|--------|--------|
| Trey Moses | -- | 26 |
| Tahjai Teague | -- | 12 |
| Taylor Persons | -- | 2* |
| Kyle Mallers | -- | 2 |

DOUBLE-DOUBLES

| | Season | Career |
|----------------|--------|--------|
| Trey Moses | -- | 19 |
| Tahjai Teague | -- | 9 |
| Kyle Mallers | -- | 3 |
| Taylor Persons | -- | 3* |

GAMES LEADING BSU IN SCORING

| | Season | Career |
|-----------------|--------|--------|
| Taylor Persons | 1 | 30 |
| Trey Moses | -- | 11 |
| Tahjai Teague | 1 | 10 |
| Kyle Mallers | -- | 2 |
| Ishmael El-Amin | -- | 1 |

GAMES LEADING BSU IN REBOUNDING

| | Season | Career |
|----------------|--------|--------|
| Trey Moses | -- | 39 |
| Tahjai Teague | -- | 21 |
| Taylor Persons | 1 | 2 |
| Kyle Mallers | -- | 2 |
| Brachen Hazen | 1 | 1 |
| Zach Gunn | -- | 1 |

*includes games at previous schools

THE LAST TIME IT HAPPENED

Scored 30-34 points:

Taylor Persons (31) at Toledo, 2-28-17

Scored 35-39 points:

Peyton Stovall (37) vs. IPFW, 12-31-07

Scored 40 or more points:

Chris Williams (44) at Central Michigan, 2-19-03

Had 15-19 rebounds:

Trey Moses (16) vs. Coppin State, 11-21-16

Had at least 20 rebounds:

Cameron Echols (22) vs. Wright State, 12-7-02

Had a double-double of points/rebounds:

Tahjai Teague (17/12) vs. Kent State, 3-8-18

Had a double-double of points/assists:

Taylor Persons (19/10) vs. Coppin State, 11-21-16

Had at least 20 points & 15 rebounds:

Majok Majok (25/18) vs. Oakland City, 1-3-14

Had a triple-double of points, rebounds & assists:

Bonzi Wells (23/12/10) vs. Western Mich., 2-25-98;

Bonzi Wells (18/11/12) vs. Bowling Green 2-5-97

Two players had double-doubles in a game:

Trey Moses (22/13) & Tahjai Teague (21/10)

at Akron, 2-13-18

Three players had double-doubles (pts./rebs.) in same game:

Theron Smith (19/12), Josh Murray (16/11) and

Mark Farris (11/11) vs. IUPUI, 11-22-00

Five players scored in double figures in a game:

Taylor Persons (26), Tahjai Teague (26), Trey Moses

(22), Kyle Mallers (18) and Sean Sellers (10)

vs. Akron, 1-27-18

Six players scored in double figures in a game:

Taylor Persons (32), Francis Kiapway (18),

Trey Moses (14), Ryan Weber (12), Franko House

(11), Sean Sellers (11) and Tahjai Teague (11)

at Central Michigan, 2-18-17

Seven players scored in double figures in a game:

Taylor Persons (32), Francis Kiapway (18),

Trey Moses (14), Ryan Weber (12), Franko House

(11), Sean Sellers (11) and Tahjai Teague (11)

at Central Michigan, 2-18-17

Led the team in points, rebounds and assists in a game:

Trey Moses (17/9/3) at Eastern Michigan, 2-3-18

Three players scored at least 20 points in a game:

Taylor Persons (26), Tahjai Teague (26) and Trey

Moses (22) vs. Akron, 1-27-18

Three players had double-figure rebounds in a game:

Theron Smith (12), Josh Murray (11) and Mark Farris (11) vs. IUPUI, 11-22-00

A player had back-to-back 30-point games:

Skip Mills (34) at Eastern Michigan, 3-4-06

& (38) at Buffalo, 3-6-06

A player had three straight 30-point games:

Bonzi Wells (33) vs. Western Michigan, 12-10-97,

(33) vs. Wisconsin, 12-13-97, and (30) at Northeast

Louisiana (12-22-97)

A player had four straight 30-point games:

Bonzi Wells (34) vs. Mississippi, 12-6-97; (30) vs.

Western Michigan, 12-10-97; (33) vs. Wisconsin,

12-13-97, and (30) at Northeast La., 12-22-97

Averaged a double-double (pts./rebs.) in a season:

Majok Majok (11.2/10.0), 2013-14

BSU shot 70 percent for a half:

72.0 (2nd half) at Tennessee Martin, 12-3-11

BSU scored 60 points in a half:

61 (1st half) vs. Eastern Michigan, 2-27-16

BSU scored 100 points in a game:

BSU 111, Akron 106 (2OT), 1-27-18

BSU scored 100 points in a regulation game:

BSU 115, Eastern Michigan 79, 2-27-16

BSU shot 60 percent for a game:

.617 at Indiana State, 11-25-17

BSU shot less than 30 percent for a game:

.267 at Eastern Michigan, 2-3-18

BSU shot less than 50 percent from the FT line:

.444 (4 for 9) at Toledo, 1-30-18

BSU held an opponent under 30 percent shooting:

.277 vs. Chicago State, 12-31-15

An opponent shot at least 60 percent:

Ohio (.617) at Ohio, 1-21-15

BSU played a top-25 team:

at Purdue (#22 by USA Today, #24 by AP),

11-10-18; Purdue 84, Ball State 75

BSU hosted a top-25 team:

vs. Butler (#20 by AP, #23 by ESPN/USA Today),

12-2-09, Butler 59, Ball State 38

BSU defeated a top-25 team:

at Notre Dame (#8 by USA Today, #9 by AP),

12-5-17; Ball State 80, Notre Dame 77

JAMES WHITFORD **Head Coach (Sixth Season)**



Highlights at Ball State

- *Averaging more than 20 wins over the past three seasons*
- *First true road win over a top-10 team in program history (No. 9/8 Notre Dame; Dec. 5, 2017)*
- *MAC West Division co-championships in 2016 and 2017*
- *CIT appearances in 2016 and 2017*
- *Guided the nation's fourth-largest turnaround in 2015-16 (from 7-23 to 21-14)*
- *Has signed nine Indiana All-Stars (BSU signed only three in the decade before his arrival)*

James Whitford completed his fifth season as the Ball State men's basketball head coach in 2017-18, continuing to lead a resurgence in the Cardinals' program.

Over the past three years, BSU has averaged more than 20 wins per season, won two division championships and knocked off a top-10 team for the first time in 16 years. The Cardinals and Buffalo are the only teams to win at least 10 Mid-American Conference games in each of the past three seasons.

Whitford's teams in 2015-16 and 2016-17 surpassed 20 wins and earned shares of the MAC West Division championship. The program had not achieved the first of those feats in consecutive seasons since the early 1990s and had not accomplished the second in back-to-back years in the league's divisional history (since 1998).

Ball State played in the postseason in each of those campaigns with trips to the CIT, including a quarterfinal appearance at the end of the 2015-16 season. That berth marked the Cardinals' first trip to the postseason since 2002.

In 2017-18, Whitford led Ball State to a 19-13 (10-8 MAC) record and a second straight first-round bye in the MAC Tournament. The campaign was highlighted by an 80-77 win at Notre Dame when the Fighting Irish were ranked No. 8 in the USA Today Coaches Poll and No. 9 by the Associated Press. The victory, which came during a nine-game winning streak, was the third in program history over a top-

10 team, the first since the 2001 Maui Invitational and the first ever in a true road game. It was also the first by a MAC program over an AP top-10 team since the 2001 Maui event.

Ball State went 14-2 at Worthen Arena in 2017-18, finishing one shy of the school record for home court wins. BSU snapped long losing streaks against perennial MAC heavyweights Akron, Kent State and Ohio, defeating all three in the same season for the first time since 1998. The Cardinals ranked second among all MAC teams in scoring defense (73.1) and field goal percentage defense (.415) during league play.

Whitford's 2016-17 squad went 21-13 (11-7 MAC), tying for the seventh-most wins in program history for the second year in a row. BSU ranked among the top 15 percent of teams in the country in scoring offense at 78.7 points per game.

The 2015-16 team went 21-14 (10-8 MAC) on the strength of the league's No. 1 scoring defense (66.8). The Cardinals shared the MAC West title after being picked last in the preseason poll. Coming on the heels of a seven-win campaign in 2014-15, Ball State's turnaround ranked as the fourth-largest of any team in the nation. The CIT berth marked the program's first postseason appearance in 14 years.

The Whitford File

COACHING HISTORY

April 2013-Present
Head Coach | Ball State

2011-13
Arizona | Assoc. Head Coach

2009-11
Arizona | Assistant Coach

2005-09
Xavier | Assistant Coach

1996-2005
Miami (Ohio) | Asst. Coach

1994-96
Miami (Ohio) | Admin. Asst.

EDUCATION
Wisconsin, 1994
Bachelor's in
Political Science

Miami (Ohio), 1996
Master's in Sports Studies



WHITFORD AS AN ASSISTANT COACH

| Season | School | Record | Postseason |
|--------------|------------|----------------|------------|
| 1994-95 | Miami (OH) | 23-7 | NCAA (64) |
| 1995-96 | Miami (OH) | 21-8 | NIT |
| 1996-97 | Miami (OH) | 21-9 | NCAA (64) |
| 1997-98 | Miami (OH) | 17-12 | -- |
| 1998-99 | Miami (OH) | 24-8 | NCAA (16) |
| 1999-00 | Miami (OH) | 15-15 | -- |
| 2000-01 | Miami (OH) | 17-16 | -- |
| 2001-02 | Miami (OH) | 13-18 | -- |
| 2002-03 | Miami (OH) | 13-15 | -- |
| 2003-04 | Miami (OH) | 18-11 | -- |
| 2004-05 | Miami (OH) | 19-11 | NIT |
| 2005-06 | Xavier | 21-11 | NCAA (64) |
| 2006-07 | Xavier | 25-9 | NCAA (32) |
| 2007-08 | Xavier | 30-7 | NCAA (8) |
| 2008-09 | Xavier | 27-8 | NCAA (16) |
| 2009-10 | Arizona | 16-15 | -- |
| 2010-11 | Arizona | 30-8 | NCAA (8) |
| 2011-12 | Arizona | 23-12 | NIT |
| 2012-13 | Arizona | 27-8 | NCAA (16) |
| Total | | 400-208 | |

WHITFORD AS A HEAD COACH

| Season | Overall | MAC | Postseason |
|--------------|--------------|--------------|------------|
| 2013-14 | 5-25 | 2-16 | -- |
| 2014-15 | 7-23 | 2-16 | -- |
| 2015-16 | 21-14 | 10-8 | CIT |
| 2016-17 | 21-13 | 11-7 | CIT |
| 2017-18 | 19-13 | 10-8 | -- |
| 2018-19 | 1-1 | -- | -- |
| Total | 74-89 | 35-55 | |

ON THE BENCH


Jason Grunkemeyer
**Associate Head Coach
Sixth Season**
Miami University, 2001

A former standout at Miami, Grunkemeyer was previously an assistant

coach with the RedHawks and at Saint Louis. He played at Miami when James Whitford was an assistant coach on the staff and helped the RedHawks to the Sweet 16 in 1999. He later served five years on the Miami staff under Charlie Coles.


Ben Botts
**Assistant Coach
First Season**
Fort Wayne, 2011

Muncie native Ben Botts joined the Ball State men's basketball staff in May 2018 after spending

the previous four years as an assistant with his alma mater Fort Wayne. Botts helped guide the Mastodons to four consecutive postseason appearances, with the school's first-ever NIT berth in 2016 and three trips to the CIT. Fort Wayne also notched a pair of memorable victories over Indiana in his final two seasons.


Matt Crenshaw
**Assistant Coach
First Season
IUPUI, 2004**

Matt Crenshaw joined the Ball State men's basketball staff as an assistant coach in October

2018. Crenshaw spent the previous 11 years at his alma mater IUPUI, including the final seven as the Jaguars' associate head coach. His time at IUPUI spanned from Ron Hunter's era as head coach to the current tenure of Jason Gardner.


Kindon Crowder
**Director of Operations
Second Season
Ball State, 2014**

Crowder, a former member of the Ball State men's basketball team, is in his second year as the

Cardinals' director of basketball operations in 2017-18. He spent the previous two seasons as graduate manager for the program.

Recruiting the State

- Ball State's roster features seven former Indiana All-Stars for the second straight year -- Tayler Persons (2014), Tahjai Teague (2015), K.J. Walton (2015), Brachen Hazen (2016), Kyle Mallers (2016), Zach Gunn (2017) and Jarron Coleman (2018).
- The seven last year marked the most the Cardinals had ever had on the roster at one time and the most on any college roster since Purdue had eight in 1998-99.
- Each year the Indiana All-Star Team features the top 13 high school seniors in the state.
- Ball State has had a total of 39 Indiana All-Stars throughout the years.
- The Cardinals had 19 from the 1985-2003 high school graduating classes, coinciding with the most successful period on the court in program history. They then signed only two over the next 10 years before cashing in on the 2014 class.

Indiana All-Stars to Play for BSU
(Listed by year selected to all-star team)

- 2018 – Jarron Coleman, Cathedral**
2017 – Zach Gunn, Hamilton Southeastern
2016 – Brachen Hazen*, Columbia City
2016 – Kyle Mallers, Fort Wayne Carroll
2016 – K.J. Walton*, Brownsburg
2015 – Tahjai Teague, Pike
2014 – Tayler Persons*, Kokomo
 2014 – Sean Sellers, Greensburg
 2014 – Jeremie Tyler, Arsenal Tech
 2010 – Tyrae Robinson, Bowman Academy
 2008 – Randy Davis, Plymouth
 2003 – Peyton Stovall, Lafayette Jefferson
 2001 – Gabe Miller, Fort Wayne Carroll
 2000 – Michael Bennett, Brebeuf
 1999 – Rob Robbins, Delta
 1998 – Patrick Jackson, Delta
 1997 – Cedric Moodie, So. Bend Washington
 1996 – Mickey Hosier, Alexandria-Monroe
 1996 – Lamont Roland, New Albany
 1994 – Bonzi Wells, Muncie Central
 1993 – Randy Zachary, Anderson Highland
 1991 – Marlon Fleming, Southport
 1991 – LaSalle Thompson*, Pike
 1990 – Jeermal Sylvester, South Bend Riley
 1989 – Rodney Holmes, So. Bend St. Joseph
 1989 – Jamie Matthews*, New Washington
 1988 – Chandler Thompson, Muncie Central
 1986 – Greg Miller, Yorktown
 1986 – Rodney Haynes, New Castle
 1985 – Billy Butts*, Muncie North
 1981 – Dan Palombizio*, Mich. City Rogers
 1981 – Rick Rowray*, Muncie Central
 1980 – Jeff Todd*, Marion
 1977 – Jeff Williams, Logansport
 1970 – Larry Bullington, Pike
 1970 – Kim Kaufman*, Muncie Central
 1964 – Mike Shumaker, Huntington
 1964 – Terry Stillabower*, Lafayette Jeff.
 1961 – Doug Reid*, Frankfort

*transferred to Ball State


PERSONS

TEAGUE

MALLERS

GUNN

PLAYER PROFILES

K.J. Walton, #1, Guard

- Has scored double figures in his first two games for BSU
- Sat out last season after transferring from Missouri
- Spent two seasons with the Tigers, playing in all 63 games and making 24 starts
- Started 17 games as a sophomore, averaging 6.7 points, 3.3 rebounds and 1.2 steals per game ... finished second on the Missouri team with 116 free throw attempts

Taylor Persons, #2, Guard

- Two-time All-MAC Second Team at Ball State
- Joined the Cardinals as a transfer from Northern Kentucky, where he was the Atlantic Sun Freshman of the Year in 2014-15
- Has started every game in his two-plus seasons at BSU
- The only player in Ball State history to record 1,000 points and 300 assists in a two-year period
- The only one with 500 points and 150 assists in a single season (2016-17)
- One of seven players in program annals to score 1,000 points over their first two seasons in a BSU uniform
- Reached the 1,000-point mark for his career in just 69 games
- His Ball State career assists average (4.6) ranks second only to Jim Hahn (5.7) in school annals

Josh Thompson, #3, Guard

- A walk-on who earned a role last season, largely for being one of the team's top defenders
- Appeared in 15 games last year and entered the team's regular rotation for the final nine
- Scored a career-high eight points and went 2-for-2 from 3-point range in a career-high 20 minutes against Kent State (Feb. 9)

Ishmael El-Amin, #5, Guard

- Appeared in 31 games off the bench last season as a true freshman, missing just one to injury
- Had the team's second-best assist-to-turnover ratio at 1.2-to-1 and averaged only one turnover every 14.8 minutes played
- Set or matched career highs for points (18), rebounds (7) and assists (4) last year against Toledo (Feb. 17) without committing a turnover
- Had seven points and four boards in his college debut at Dayton (Nov. 10)

Jarron Coleman, #11, Guard

- Named an Indiana All-Star last year and was selected to the IBCA Senior All-State Supreme 15 as a senior at Cathedral High School in Indianapolis
- Averaged 17.2 points, 4.1 assists and 2.5 steals per game as a senior
- A standout in the summer of 2017 for Spiece Indy Heat, ranking in the top five on the Nike EYBL circuit in steals
- Rated as the No. 7 player in the state of Indiana's 2018 class by 247Sports

Brachen Hazen, #12, Forward

- Went 6-for-6 from the floor on his way to 15 points and nine rebounds in his BSU debut against Indiana State in the season opener
- Sat out last season as a transfer from Arkansas
- Appeared in 14 games as a freshman with the Razorbacks
- A 2016 Indiana All-Star at Columbia City High School
- Rated among the top 50 small forwards in the country by 247Sports as a high school senior

Kyle Mallers, #14, Forward

- Has played every game over his first two-plus years and started all 34 dating back to game one last season
- Raised his scoring average more than seven full points per game from his freshman season to his sophomore campaign

- Ranked second in the MAC in foul shooting at 85.6 percent last year
- Recorded his first double-doubles last year against IUPUI and Jackson State

Zach Gunn, #15, Forward

- Appeared in 25 games off the bench last season, missing seven to a foot injury in the middle of the season
- Had two of his best games down the stretch, scoring a career-high 16 points against Toledo (Feb. 17) and going for 15 in the MAC Tournament quarterfinals against Kent State (March 8)
- Shot 48 percent from 3-point range (12 for 25) over the final six games and hit a career-high five treys in the MAC quarterfinals

Austin Nehls, #20, Guard

- Hit 3-pointers on back-to-back possessions in the second half of the season's second game at Purdue
- A graduate transfer from Central Connecticut, where he started 89 of a possible 90 games and was a two-time CoSIDA Academic All-District First Team selection
- Scored 1,038 points at CCSU for an average of 11.7 per game
- A 36.5 percent 3-point shooter at CCSU and never made fewer than 67 treys in a season ... sixth in that program's history with 206 3-pointers
- Scored in double figures 53 times at CCSU and reached the 20-point mark eight times

Trey Moses, #24, Center

- An All-MAC Third Team selection as a junior and a MAC All-Defensive Team choice as a sophomore ... owns 19 career double-doubles
- Ranks among the top 10 in program history in career field goal percentage (.544, 5th), blocked shots (103, 5th) and rebounds (689, 9th)
- Averaged 14.1 points, 9.3 rebounds and 2.5 assists with eight double-doubles in MAC play last year
- Led the league in blocks during conference play as a sophomore and ranked second in overall rebounding as a junior

Tahjai Teague, #25, Forward

- Led the team in steals (1.2) and blocks (0.9) per game last year while ranking second in scoring (12.1) and rebounding (7.5)
- Ranked among the top 12 in the MAC in four major categories -- rebounding (6th), field goal percentage (.530, 8th), blocks (9th) and steals (12th)
- Scored at least 20 points five times, all in MAC play ... had eight double-doubles, including six against MAC opponents (all in the season's final 12 games)
- Scored in double figures 22 times, including the last nine games of the year ... averaged 16.2 points over those final nine games

Blake Huggins, #44, Center

- Redshirted last season as a freshman
- Averaged 15.4 points, 8.1 rebounds and 3.1 blocks per game during his senior season of high school while shooting 60 percent from the floor
- Scored 1,036 points for his high school career, with career averages of 10.4 points and 2.6 blocks per game



K.J. #1 Walton

Junior | Guard
6-3 | 200
Indianapolis, Ind.
Brownsburg HS/Missouri



Tayler #2 Persons

5th-Senior | Guard
6-3 | 196
Kokomo, Ind.
Kokomo HS/Northern Kentucky

CAREER/SEASON HIGHS

| CAREER HIGH | Category | SEASON HIGH |
|---|----------|----------------------------------|
| 20, vs. Tulane, 11/20/2016* | PTS | 15, vs. Indiana State, 11/6/18 |
| 13, vs. Auburn, 03/08/2017* | REBS | 6, vs. Indiana State, 11/6/18 |
| 4, at Ole Miss, 02/23/2016* | ASTS | 2, vs. Indiana State, 11/6/18 |
| 4, vs. Northwestern St, 11/26/2016* | STLS | 1, 2x, last at Purdue, 11/10/18 |
| 1, vs. Arkansas-Pine Bluff, 12/29/2015* | BLKS | -- |
| 6, vs. Arkansas, 02/04/2017* | FGM | 6, at Purdue, 11/10/18 |
| 12, at Texas A&M, 02/08/2017* | FGA | 11, 2x, last at Purdue, 11/10/18 |
| 3, at LSU, 03/01/2016* | 3FGM | -- |
| 4, vs. Florida, 03/05/2016* | 3FGA | -- |
| 9, vs. UMES, 11/15/2015* | FTM | 5, vs. Indiana State, 11/6/18 |
| 10, vs. UMES, 11/15/2015* | FTA | 7, vs. Indiana State, 11/6/18 |

*at Missouri

GAME-BY-GAME

| Opponent | MP | FGs | 3FGs | FTs | Rebs O-D-T | PF | A | TO | BLK | STL | PTS |
|-------------------|----|------|------|-----|---------------|----|---|----|-----|-----|-----|
| INDIANA STATE | 27 | 5-11 | 0-0 | 5-7 | 4-2-6 | 2 | 2 | 1 | 0 | 1 | 15 |
| at Purdue | 25 | 6-11 | 0-0 | 1-2 | 1-2-3 | 5 | 0 | 6 | 0 | 1 | 13 |
| vs. Virginia Tech | | | | | | | | | | | |
| vs. TBD | | | | | | | | | | | |
| vs. TBD | | | | | | | | | | | |
| EVANSVILLE | | | | | | | | | | | |
| TIFFIN | | | | | | | | | | | |
| at IUPUI | | | | | | | | | | | |
| at Loyola Chicago | | | | | | | | | | | |
| at Evansville | | | | | | | | | | | |
| at Valparaiso | | | | | | | | | | | |
| HOWARD | | | | | | | | | | | |
| DELAWARE STATE | | | | | | | | | | | |
| at Toledo | | | | | | | | | | | |
| EASTERN MICH. | | | | | | | | | | | |
| OHIO | | | | | | | | | | | |
| at Bowling Green | | | | | | | | | | | |
| at Central Mich. | | | | | | | | | | | |
| MIAMI | | | | | | | | | | | |
| at Ohio | | | | | | | | | | | |
| at Buffalo | | | | | | | | | | | |
| KENT STATE | | | | | | | | | | | |
| at Northern Ill. | | | | | | | | | | | |
| WESTERN MICH. | | | | | | | | | | | |
| AKRON | | | | | | | | | | | |
| at Miami | | | | | | | | | | | |
| CENTRAL MICH. | | | | | | | | | | | |
| TOLEDO | | | | | | | | | | | |
| at Western Mich. | | | | | | | | | | | |
| at Eastern Mich. | | | | | | | | | | | |
| NORTHERN ILL. | | | | | | | | | | | |

CAREER STATS

| Season | GP-GS | MIN-AVG | FGS | PCT | 3FGs | PCT | FTs | PCT |
|--------------|--------------|------------------|----------------|-------------|--------------|-------------|----------------|-------------|
| 2015-16* | 31-7 | 427-13.8 | 50-115 | .435 | 11-30 | .367 | 54-78 | .692 |
| 2016-17* | 32-17 | 608-19.0 | 69-175 | .394 | 5-23 | .217 | 70-116 | .603 |
| 2018-19 | 2-2 | 53-26.5 | 11-22 | .500 | 0-0 | .000 | 6-9 | .667 |
| TOTAL | 65-26 | 1088-16.7 | 130-312 | .417 | 16-53 | .302 | 130-203 | .640 |

REBOUNDS

| Season | OFF-DEF-TOT-AVG | PF | FO | AST | TO | BLK | STL | PTS-AVG |
|--------------|-----------------------|-----------|----------|-----------|-----------|----------|-----------|----------------|
| 2015-16* | 24-34-58-1.9 | 35 | 0 | 27 | 23 | 2 | 14 | 165-5.3 |
| 2016-17* | 44-62-106-3.3 | 53 | 0 | 31 | 37 | 0 | 37 | 213-6.7 |
| 2018-19 | 5-4-9-4.5 | 7 | 1 | 2 | 7 | 0 | 2 | 28-14.0 |
| TOTAL | 73-100-173-2.7 | 95 | 1 | 60 | 67 | 2 | 53 | 406-6.2 |

*at Missouri

CAREER/SEASON HIGHS

| CAREER HIGH | Category | SEASON HIGH |
|-----------------------------------|----------|--------------------------------|
| 32, at Central Michigan, 2/18/17 | PTS | 19, at Purdue, 11/10/18 |
| 12, at Jacksonville, 2/19/15* | REBS | 8, at Purdue, 11/10/18 |
| 14, vs. IU Kokomo, 11/29/16 | ASTS | 5, vs. Indiana State, 11/6/18 |
| 5, vs. Eastern Kentucky, 12/10/16 | STLS | 1, vs. Indiana State, 11/6/18 |
| 2, vs. Idaho, 12/22/14* | BLKS | -- |
| 14, at Jacksonville, 2/19/15* | FGM | 6, vs. Indiana State, 11/6/18 |
| 25, at Jacksonville, 2/19/15* | FGA | 15, vs. Indiana State, 11/6/18 |
| 6, at Toledo, 2/28/17 | 3FGM | 3, at Purdue, 11/10/18 |
| 7, 3x, last vs. Akron, 1/27/18 | 3FGA | 5, at Purdue, 11/10/18 |
| 14, at Chattanooga, 12/16/14* | FTM | 6, at Purdue, 11/10/18 |
| 14, at Chattanooga, 12/16/14* | FTA | 8, at Purdue, 11/10/18 |

*at Northern Kentucky

GAME-BY-GAME

| Opponent | MP | FGs | 3FGs | FTs | Rebs O-D-T | PF | A | TO | BLK | STL | PTS |
|-------------------|----|------|------|-----|---------------|----|---|----|-----|-----|-----|
| INDIANA STATE | 33 | 6-15 | 1-4 | 3-3 | 0-2-2 | 1 | 5 | 4 | 0 | 1 | 16 |
| at Purdue | 32 | 5-13 | 3-5 | 6-8 | 1-7-8 | 4 | 2 | 5 | 0 | 0 | 19 |
| vs. Virginia Tech | | | | | | | | | | | |
| vs. TBD | | | | | | | | | | | |
| vs. TBD | | | | | | | | | | | |
| EVANSVILLE | | | | | | | | | | | |
| TIFFIN | | | | | | | | | | | |
| at IUPUI | | | | | | | | | | | |
| at Loyola Chicago | | | | | | | | | | | |
| at Evansville | | | | | | | | | | | |
| at Valparaiso | | | | | | | | | | | |
| HOWARD | | | | | | | | | | | |
| DELAWARE STATE | | | | | | | | | | | |
| at Toledo | | | | | | | | | | | |
| EASTERN MICH. | | | | | | | | | | | |
| OHIO | | | | | | | | | | | |
| at Bowling Green | | | | | | | | | | | |
| at Central Mich. | | | | | | | | | | | |
| MIAMI | | | | | | | | | | | |
| at Ohio | | | | | | | | | | | |
| at Buffalo | | | | | | | | | | | |
| KENT STATE | | | | | | | | | | | |
| at Northern Ill. | | | | | | | | | | | |
| WESTERN MICH. | | | | | | | | | | | |
| AKRON | | | | | | | | | | | |
| at Miami | | | | | | | | | | | |
| CENTRAL MICH. | | | | | | | | | | | |
| TOLEDO | | | | | | | | | | | |
| at Western Mich. | | | | | | | | | | | |
| at Eastern Mich. | | | | | | | | | | | |
| NORTHERN ILL. | | | | | | | | | | | |

CAREER STATS

| Season | GP-GS | MIN-AVG | FGS | PCT | 3FGs | PCT | FTs | PCT |
|---------------|--------------|------------------|-----------------|-------------|---------------|-------------|----------------|-------------|
| 2014-15* | 30-26 | 860-28.7 | 146-335 | .436 | 10-54 | .185 | 90-118 | .763 |
| 2016-17 | 34-34 | 986-29.0 | 183-382 | .479 | 44-105 | .419 | 116-152 | .763 |
| 2017-18 | 32-32 | 953-29.8 | 187-406 | .461 | 38-102 | .373 | 69-103 | .670 |
| 2018-19 | 2-2 | 65-32.5 | 11-28 | .393 | 4-9 | .444 | 9-11 | .818 |
| TOTAL* | 98-94 | 2864-29.2 | 527-1151 | .458 | 96-270 | .356 | 284-384 | .740 |

REBOUNDS

| Season | OFF-DEF-TOT-AVG | PF | FO | AST | TO | BLK | STL | PTS-AVG |
|---------------|-----------------------|------------|----------|------------|------------|-----------|------------|------------------|
| 2014-15* | 30-107-137-4.6 | 76 | 0 | 112 | 78 | 4 | 33 | 392-13.1 |
| 2016-17 | 13-118-131-3.9 | 88 | 3 | 167 | 106 | 2 | 44 | 526-15.5 |
| 2017-18 | 17-90-107-3.3 | 78 | 1 | 137 | 94 | 5 | 26 | 481-15.0 |
| 2018-19 | 1-9-10-5.0 | 5 | 0 | 7 | 9 | 0 | 1 | 35-17.5 |
| TOTAL* | 61-324-385-3.9 | 247 | 4 | 423 | 287 | 11 | 104 | 1434-14.6 |

*at Northern Kentucky



Josh #3 Thompson

R-Junior | Guard
6-0 | 2194
Indianapolis, Ind.
Lawerence North HS



Ishmael #5 El-Amin

Sophomore | Guard
6-1 | 195
Minneapolis, Minn.
Hopkins HS

CAREER/SEASON HIGHS

| CAREER HIGH | Category | SEASON HIGH |
|--|----------|-------------------------------|
| 8, vs. Kent State, 2/9/18 | PTS | -- |
| 3, 2x, last vs. Indiana State, 11/6/18 | REBS | 3, vs. Indiana State, 11/6/18 |
| 3, at Purdue, 11/10/18 | ASTS | 3, at Purdue, 11/10/18 |
| 2, 2x, last at Purdue, 11/10/18 | STLS | 2, at Purdue, 11/10/18 |
| -- | BLKS | -- |
| 2, 2x, last vs. Kent State, 2/9/18 | FGM | -- |
| 3, 3x, vs. Kent State, 2/9/18 | FGA | 1, vs. Indiana State, 11/6/18 |
| 2, vs. Kent State, 2/9/18 | 3FGM | -- |
| 2, 3x, last vs Toledo, 2/17/18 | 3FGA | 1, vs. Indiana State, 11/6/18 |
| 4, vs. Toledo, 2/17/18 | FTM | -- |
| 4, vs. Toledo, 2/17/18 | FTA | -- |

CAREER/SEASON HIGHS

| CAREER HIGH | Category | SEASON HIGH |
|--------------------------------------|----------|---------------------------------|
| 18, vs. Toledo, 2/17/18 | PTS | 8, at Purdue, 11/10/18 |
| 7, vs. Toledo, 2/17/18 | REBS | 2, vs. Indiana State, 11/6/18 |
| 4, 4x, last at Northern Ill., 3/2/18 | ASTS | 1, at Purdue, 11/10/18 |
| 2, 4x, last at Northern Ill., 3/2/18 | STLS | 1, vs. Indiana State, 11/6/18 |
| 1, 3x, last vs. Akron, 1/27/18 | BLKS | -- |
| 6, vs. Toledo, 2/17/18 | FGM | 3, at Purdue, 11/10/18 |
| 10, vs. IUPUI, 12/2/17 | FGA | 7, at Purdue, 11/10/18 |
| 2, 7x, last at Purdue, 11/10/18 | 3FGM | 2, 2x, last at Purdue, 11/10/18 |
| 6, at Purdue, 11/10/18 | 3FGA | 6, at Purdue, 11/10/18 |
| 4, 3x, last vs. Toledo, 2/17/18 | FTM | -- |
| 6, vs. Toledo, 2/17/18 | FTA | -- |

GAME-BY-GAME

| Opponent | MP | FGs | 3FGs | FTs | Rebs | | | | | | | PTS |
|-------------------|----|-----|------|-----|-------|----|---|----|-----|-----|---|-----|
| | | | | | O-D-T | PF | A | TO | BLK | STL | | |
| INDIANA STATE | 7 | 0-1 | 0-1 | 0-0 | 1-2-3 | 0 | 2 | 0 | 0 | 0 | 0 | 0 |
| at Purdue | 7 | 0-0 | 0-0 | 0-0 | 0-1-1 | 0 | 3 | 0 | 0 | 2 | 0 | 0 |
| vs. Virginia Tech | | | | | | | | | | | | |
| vs. TBD | | | | | | | | | | | | |
| vs. TBD | | | | | | | | | | | | |
| EVANSVILLE | | | | | | | | | | | | |
| TIFFIN | | | | | | | | | | | | |
| at IUPUI | | | | | | | | | | | | |
| at Loyola Chicago | | | | | | | | | | | | |
| at Evansville | | | | | | | | | | | | |
| at Valparaiso | | | | | | | | | | | | |
| HOWARD | | | | | | | | | | | | |
| DELAWARE STATE | | | | | | | | | | | | |
| at Toledo | | | | | | | | | | | | |
| EASTERN MICH. | | | | | | | | | | | | |
| OHIO | | | | | | | | | | | | |
| at Bowling Green | | | | | | | | | | | | |
| at Central Mich. | | | | | | | | | | | | |
| MIAMI | | | | | | | | | | | | |
| at Ohio | | | | | | | | | | | | |
| at Buffalo | | | | | | | | | | | | |
| KENT STATE | | | | | | | | | | | | |
| at Northern Ill. | | | | | | | | | | | | |
| WESTERN MICH. | | | | | | | | | | | | |
| AKRON | | | | | | | | | | | | |
| at Miami | | | | | | | | | | | | |
| CENTRAL MICH. | | | | | | | | | | | | |
| TOLEDO | | | | | | | | | | | | |
| at Western Mich. | | | | | | | | | | | | |
| at Eastern Mich. | | | | | | | | | | | | |
| NORTHERN ILL. | | | | | | | | | | | | |

GAME-BY-GAME

| Opponent | MP | FGs | 3FGs | FTs | Rebs | | | | | | | PTS |
|-------------------|----|-----|------|-----|-------|----|---|----|-----|-----|---|-----|
| | | | | | O-D-T | PF | A | TO | BLK | STL | | |
| INDIANA STATE | 13 | 2-3 | 2-3 | 0-0 | 0-2-2 | 1 | 0 | 1 | 0 | 1 | 0 | 6 |
| at Purdue | 17 | 3-7 | 2-6 | 0-0 | 0-1-1 | 1 | 1 | 0 | 0 | 0 | 0 | 8 |
| vs. Virginia Tech | | | | | | | | | | | | |
| vs. TBD | | | | | | | | | | | | |
| vs. TBD | | | | | | | | | | | | |
| EVANSVILLE | | | | | | | | | | | | |
| TIFFIN | | | | | | | | | | | | |
| at IUPUI | | | | | | | | | | | | |
| at Loyola Chicago | | | | | | | | | | | | |
| at Evansville | | | | | | | | | | | | |
| at Valparaiso | | | | | | | | | | | | |
| HOWARD | | | | | | | | | | | | |
| DELAWARE STATE | | | | | | | | | | | | |
| at Toledo | | | | | | | | | | | | |
| EASTERN MICH. | | | | | | | | | | | | |
| OHIO | | | | | | | | | | | | |
| at Bowling Green | | | | | | | | | | | | |
| at Central Mich. | | | | | | | | | | | | |
| MIAMI | | | | | | | | | | | | |
| at Ohio | | | | | | | | | | | | |
| at Buffalo | | | | | | | | | | | | |
| KENT STATE | | | | | | | | | | | | |
| at Northern Ill. | | | | | | | | | | | | |
| WESTERN MICH. | | | | | | | | | | | | |
| AKRON | | | | | | | | | | | | |
| at Miami | | | | | | | | | | | | |
| CENTRAL MICH. | | | | | | | | | | | | |
| TOLEDO | | | | | | | | | | | | |
| at Western Mich. | | | | | | | | | | | | |
| at Eastern Mich. | | | | | | | | | | | | |
| NORTHERN ILL. | | | | | | | | | | | | |

CAREER STATS

| Season | GP-GS | MIN-AVG | FGS | PCT | 3FGs | PCT | FTs | PCT |
|--------------|-------------|----------------|-------------|-------------|-------------|-------------|--------------|-------------|
| 2016-17 | 3-0 | 6-2.0 | 0-2 | .000 | 0-0 | .000 | 0-1 | .000 |
| 2017-18 | 15-0 | 152-10.1 | 7-20 | .350 | 4-13 | .308 | 10-12 | .833 |
| 2018-19 | 2-0 | 15-7.5 | 0-1 | .000 | 0-1 | .000 | 0-0 | .000 |
| TOTAL | 20-0 | 173-8.7 | 7-23 | .304 | 4-14 | .286 | 10-13 | .769 |

CAREER STATS

| Season | GP-GS | MIN-AVG | FGS | PCT | 3FGs | PCT | FTs | PCT |
|----------------|-------------|-----------------|---------------|-------------|--------------|-------------|--------------|-------------|
| 2017-18 | 31-0 | 579-18.7 | 52-141 | .369 | 18-56 | .321 | 29-40 | .725 |
| 2018-19 | 2-0 | 30-15.0 | 5-10 | .500 | 4-9 | .444 | 0-0 | .000 |
| 2017-18 | 33-0 | 609-18.5 | 57-151 | .377 | 22-65 | .338 | 29-40 | .725 |

REBOUNDS

| Season | OFF-DEF-TOT-AVG | PF | FO | AST | TO | BLK | STL | PTS-AVG |
|--------------|--------------------|-----------|----------|-----------|-----------|----------|----------|---------------|
| 2016-17 | 0-0-0-0.0 | 1 | 0 | 0 | 4 | 0 | 0 | 0-0.0 |
| 2017-18 | 1-9-10-0.7 | 14 | 0 | 5 | 6 | 0 | 5 | 28-1.9 |
| 2018-19 | 0-1-1-0.5 | 0 | 0 | 5 | 0 | 0 | 2 | 0-0.0 |
| TOTAL | 1-10-11-0.6 | 15 | 0 | 10 | 10 | 0 | 7 | 28-1.4 |

REBOUNDS

| Season | OFF-DEF-TOT-AVG | PF | FO | AST | TO | BLK | STL | PTS-AVG |
|--------------|--------------------|-----------|----------|-----------|-----------|----------|-----------|----------------|
| 2017-18 | 7-55-62-2.0 | 39 | 0 | 47 | 39 | 3 | 17 | 151-4.9 |
| 2018-19 | 0-3-3-1.5 | 2 | 0 | 1 | 1 | 0 | 1 | 14-7.0 |
| TOTAL | 7-58-65-2.0 | 41 | 0 | 48 | 40 | 3 | 18 | 165-5.0 |



Jarron #11 Coleman

Freshman | Guard
6-5 | 208
Indianapolis, Ind.
Cathedral HS



Brachen #12 Hazen

R-Sophomore | Forward
6-8 | 211
Columbia City, Ind.
Columbia City HS/Arkansas

CAREER/SEASON HIGHS

| CAREER HIGH | Category | SEASON HIGH |
|-------------|----------|-------------|
| -- | PTS | -- |
| -- | REBS | -- |
| -- | ASTS | -- |
| -- | STLS | -- |
| -- | BLKS | -- |
| -- | FGM | -- |
| -- | FGA | -- |
| -- | 3FGM | -- |
| -- | 3FGA | -- |
| -- | FTM | -- |
| -- | FTA | -- |

CAREER/SEASON HIGHS

| CAREER HIGH | Category | SEASON HIGH |
|---------------------------------|----------|---------------------------------|
| 15, vs. Indiana State, 11/6/18 | PTS | 15, vs. Indiana State, 11/6/18 |
| 9, vs. Indiana State, 11/6/18 | REBS | 9, vs. Indiana State, 11/6/18 |
| 1, 2x, last at Purdue, 11/10/18 | ASTS | 1, 2x, last at Purdue, 11/10/18 |
| -- | STLS | -- |
| 1, at Purdue, 11/10/18 | BLKS | 1, at Purdue, 11/10/18 |
| 6, vs. Indiana State, 11/6/18 | FGM | 6, vs. Indiana State, 11/6/18 |
| 6, vs. Indiana State, 11/6/18 | FGA | 6, vs. Indiana State, 11/6/18 |
| 1, 2x, last at Purdue, 11/10/18 | 3FGM | 1, 2x, last at Purdue, 11/10/18 |
| 2, at Purdue, 11/10/18 | 3FGA | 2, at Purdue, 11/10/18 |
| 3, at Purdue, 11/10/18 | FTM | 3, at Purdue, 11/10/18 |
| 5, at Purdue, 11/10/18 | FTA | 5, at Purdue, 11/10/18 |

GAME-BY-GAME

| Opponent | MP | FGs | 3FGs | FTs | Rebs O-D-T | PF | A | TO | BLK | STL | PTS |
|-------------------|-----|-----|------|-----|---------------|----|----|----|-----|-----|-----|
| INDIANA STATE | DNP | -- | -- | -- | -- | -- | -- | -- | -- | -- | -- |
| at Purdue | DNP | -- | -- | -- | -- | -- | -- | -- | -- | -- | -- |
| vs. Virginia Tech | | | | | | | | | | | |
| vs. TBD | | | | | | | | | | | |
| vs. TBD | | | | | | | | | | | |
| EVANSVILLE | | | | | | | | | | | |
| TIFFIN | | | | | | | | | | | |
| at IUPUI | | | | | | | | | | | |
| at Loyola Chicago | | | | | | | | | | | |
| at Evansville | | | | | | | | | | | |
| at Valparaiso | | | | | | | | | | | |
| HOWARD | | | | | | | | | | | |
| DELAWARE STATE | | | | | | | | | | | |
| at Toledo | | | | | | | | | | | |
| EASTERN MICH. | | | | | | | | | | | |
| OHIO | | | | | | | | | | | |
| at Bowling Green | | | | | | | | | | | |
| at Central Mich. | | | | | | | | | | | |
| MIAMI | | | | | | | | | | | |
| at Ohio | | | | | | | | | | | |
| at Buffalo | | | | | | | | | | | |
| KENT STATE | | | | | | | | | | | |
| at Northern Ill. | | | | | | | | | | | |
| WESTERN MICH. | | | | | | | | | | | |
| AKRON | | | | | | | | | | | |
| at Miami | | | | | | | | | | | |
| CENTRAL MICH. | | | | | | | | | | | |
| TOLEDO | | | | | | | | | | | |
| at Western Mich. | | | | | | | | | | | |
| at Eastern Mich. | | | | | | | | | | | |
| NORTHERN ILL. | | | | | | | | | | | |

GAME-BY-GAME

| Opponent | MP | FGs | 3FGs | FTs | Rebs O-D-T | PF | A | TO | BLK | STL | PTS |
|-------------------|----|-----|------|-----|---------------|----|---|----|-----|-----|-----|
| INDIANA STATE | 26 | 6-6 | 1-1 | 2-3 | 4-5-9 | 1 | 1 | 2 | 0 | 0 | 15 |
| at Purdue | 17 | 1-2 | 1-2 | 3-5 | 0-3-3 | 3 | 1 | 2 | 1 | 0 | 6 |
| vs. Virginia Tech | | | | | | | | | | | |
| vs. TBD | | | | | | | | | | | |
| vs. TBD | | | | | | | | | | | |
| EVANSVILLE | | | | | | | | | | | |
| TIFFIN | | | | | | | | | | | |
| at IUPUI | | | | | | | | | | | |
| at Loyola Chicago | | | | | | | | | | | |
| at Evansville | | | | | | | | | | | |
| at Valparaiso | | | | | | | | | | | |
| HOWARD | | | | | | | | | | | |
| DELAWARE STATE | | | | | | | | | | | |
| at Toledo | | | | | | | | | | | |
| EASTERN MICH. | | | | | | | | | | | |
| OHIO | | | | | | | | | | | |
| at Bowling Green | | | | | | | | | | | |
| at Central Mich. | | | | | | | | | | | |
| MIAMI | | | | | | | | | | | |
| at Ohio | | | | | | | | | | | |
| at Buffalo | | | | | | | | | | | |
| KENT STATE | | | | | | | | | | | |
| at Northern Ill. | | | | | | | | | | | |
| WESTERN MICH. | | | | | | | | | | | |
| AKRON | | | | | | | | | | | |
| at Miami | | | | | | | | | | | |
| CENTRAL MICH. | | | | | | | | | | | |
| TOLEDO | | | | | | | | | | | |
| at Western Mich. | | | | | | | | | | | |
| at Eastern Mich. | | | | | | | | | | | |
| NORTHERN ILL. | | | | | | | | | | | |

CAREER STATS

| Season | GP-GS | MIN-AVG | FGS | PCT | 3FGs | PCT | FTs | PCT |
|--------------|-------|---------|-----|-----|------|-----|-----|-----|
| 2018-19 | -- | -- | -- | -- | -- | -- | -- | -- |
| TOTAL | -- | -- | -- | -- | -- | -- | -- | -- |

REBOUNDS

| Season | OFF-DEF-TOT-AVG | PF | FO | AST | TO | BLK | STL | PTS-AVG |
|--------------|-----------------|----|----|-----|----|-----|-----|---------|
| 2018-19 | -- | -- | -- | -- | -- | -- | -- | -- |
| TOTAL | -- | -- | -- | -- | -- | -- | -- | -- |

CAREER STATS

| Season | GP-GS | MIN-AVG | FGS | PCT | 3FGs | PCT | FTs | PCT |
|--------------|-------------|---------------|-------------|-------------|------------|-------------|-------------|-------------|
| 2016-17* | 14-0 | 42-3.0 | 1-6 | .167 | 0-2 | .000 | 1-4 | .250 |
| 2018-19 | 2-2 | 44-22.0 | 7-8 | .875 | 2-3 | .667 | 5-8 | .625 |
| TOTAL | 16-2 | 86-5.4 | 8-14 | .571 | 2-5 | .400 | 6-12 | .500 |

REBOUNDS

| Season | OFF-DEF-TOT-AVG | PF | FO | AST | TO | BLK | STL | PTS-AVG |
|--------------|--------------------|----------|----------|----------|----------|----------|----------|---------------|
| 2016-17* | 2-10-12-.09 | 5 | 0 | 2 | 4 | 0 | 0 | 3 -.02 |
| 2018-19 | 4-8-12-6.0 | 4 | 0 | 2 | 4 | 1 | 0 | 21-10.5 |
| TOTAL | 6-18-24-1.5 | 9 | 0 | 4 | 8 | 1 | 0 | 24-1.5 |

at Arkansas



Kyle #14 Mallers

Junior | Forward
6-7 | 217
Fort Wayne, Ind.
Carroll HS



Zach #15 Gunn

Sophomore | Forward
6-6 | 210
Fishers, Ind.
Hamilton Southeastern HS

CAREER/SEASON HIGHS

| CAREER HIGH | Category | SEASON HIGH |
|--|----------|---------------------------------|
| 18, vs. Akron, 1/27/18 | PTS | 8, at Purdue, 11/10/18 |
| 13, vs. Kent State, 03/08/18 | REBS | 7, vs. Indiana State, 11/6/18 |
| 4, 2x, last vs. Indiana State, 11/6/18 | ASTS | 4, vs. Indiana State, 11/6/18 |
| 3, vs. Jackson State, 12/22/17 | STLS | 1, vs. Indiana State, 11/6/18 |
| 2, 2x, last vs Oakland City, 11/28/17 | BLKS | -- |
| 7, vs. Eastern Michigan, 1/2/18 | FGM | 2, at Purdue, 11/10/18 |
| 11, vs. North Florida, 12/19/17 | FGA | 4, 2x, last at Purdue, 11/10/18 |
| 4, at Oklahoma, 11/15/17 | 3FGM | 2, at Purdue, 11/10/18 |
| 8, vs. IU Kokomo, 11/29/16 | 3FGA | 4, at Purdue, 11/10/18 |
| 10, at Oregon, 11/19/17 | FTM | 4, vs. Indiana State, 11/6/18 |
| 10, at Oregon, 11/19/17 | FTA | 4, vs. Indiana State, 11/6/18 |

CAREER/SEASON HIGHS

| CAREER HIGH | Category | SEASON HIGH |
|-----------------------------------|----------|---------------------------------|
| 16, vs. Toledo, 2/17/18 | PTS | 5, vs. Indiana State, 11/6/18 |
| 6, at Oregon, 11/19/17 | REBS | 2, 2x, last at Purdue, 11/10/18 |
| 4, vs. Toledo, 2/17/18 | ASTS | -- |
| 1, 5x, last vs. Toledo, 2/17/18 | STLS | -- |
| 3, at Bucknell, 11/22/17 | BLKS | -- |
| 5, 2x, last at Bucknell, 11/22/17 | FGM | 2, vs. Indiana State, 11/6/18 |
| 13, vs. Kent State, 3/8/18 | FGA | 5, vs. Indiana State, 11/6/18 |
| 5, vs. Kent State, 3/8/18 | 3FGM | 1, 2x, last at Purdue, 11/10/18 |
| 11, vs. Kent State, 3/8/18 | 3FGA | 4, vs. Indiana State, 11/6/18 |
| 4, vs. Toledo, 2/17/18 | FTM | -- |
| 4, vs. Toledo, 2/17/18 | FTA | -- |

GAME-BY-GAME

| Opponent | MP | FGs | 3FGs | FTs | Rebs | | | | | | | PTS |
|-------------------|----|-----|------|-----|-------|----|---|----|-----|-----|---|-----|
| | | | | | O-D-T | PF | A | TO | BLK | STL | | |
| INDIANA STATE | 27 | 0-4 | 0-2 | 4-4 | 3-4-7 | 3 | 4 | 0 | 0 | 1 | 4 | 8 |
| at Purdue | 24 | 2-4 | 2-4 | 2-2 | 0-2-2 | 4 | 1 | 2 | 0 | 0 | 0 | 8 |
| vs. Virginia Tech | | | | | | | | | | | | |
| vs. TBD | | | | | | | | | | | | |
| vs. TBD | | | | | | | | | | | | |
| EVANSVILLE | | | | | | | | | | | | |
| TIFFIN | | | | | | | | | | | | |
| at IUPUI | | | | | | | | | | | | |
| at Loyola Chicago | | | | | | | | | | | | |
| at Evansville | | | | | | | | | | | | |
| at Valparaiso | | | | | | | | | | | | |
| HOWARD | | | | | | | | | | | | |
| DELAWARE STATE | | | | | | | | | | | | |
| at Toledo | | | | | | | | | | | | |
| EASTERN MICH. | | | | | | | | | | | | |
| OHIO | | | | | | | | | | | | |
| at Bowling Green | | | | | | | | | | | | |
| at Central Mich. | | | | | | | | | | | | |
| MIAMI | | | | | | | | | | | | |
| at Ohio | | | | | | | | | | | | |
| at Buffalo | | | | | | | | | | | | |
| KENT STATE | | | | | | | | | | | | |
| at Northern Ill. | | | | | | | | | | | | |
| WESTERN MICH. | | | | | | | | | | | | |
| AKRON | | | | | | | | | | | | |
| at Miami | | | | | | | | | | | | |
| CENTRAL MICH. | | | | | | | | | | | | |
| TOLEDO | | | | | | | | | | | | |
| at Western Mich. | | | | | | | | | | | | |
| at Eastern Mich. | | | | | | | | | | | | |
| NORTHERN ILL. | | | | | | | | | | | | |

GAME-BY-GAME

| Opponent | MP | FGs | 3FGs | FTs | Rebs | | | | | | | PTS |
|-------------------|----|-----|------|-----|-------|----|---|----|-----|-----|---|-----|
| | | | | | O-D-T | PF | A | TO | BLK | STL | | |
| INDIANA STATE | 12 | 2-5 | 1-4 | 0-0 | 1-1-2 | 4 | 0 | 0 | 0 | 0 | 0 | 5 |
| at Purdue | 17 | 1-3 | 1-3 | 0-0 | 1-1-2 | 0 | 0 | 0 | 0 | 0 | 0 | 3 |
| vs. Virginia Tech | | | | | | | | | | | | |
| vs. TBD | | | | | | | | | | | | |
| vs. TBD | | | | | | | | | | | | |
| EVANSVILLE | | | | | | | | | | | | |
| TIFFIN | | | | | | | | | | | | |
| at IUPUI | | | | | | | | | | | | |
| at Loyola Chicago | | | | | | | | | | | | |
| at Evansville | | | | | | | | | | | | |
| at Valparaiso | | | | | | | | | | | | |
| HOWARD | | | | | | | | | | | | |
| DELAWARE STATE | | | | | | | | | | | | |
| at Toledo | | | | | | | | | | | | |
| EASTERN MICH. | | | | | | | | | | | | |
| OHIO | | | | | | | | | | | | |
| at Bowling Green | | | | | | | | | | | | |
| at Central Mich. | | | | | | | | | | | | |
| MIAMI | | | | | | | | | | | | |
| at Ohio | | | | | | | | | | | | |
| at Buffalo | | | | | | | | | | | | |
| KENT STATE | | | | | | | | | | | | |
| at Northern Ill. | | | | | | | | | | | | |
| WESTERN MICH. | | | | | | | | | | | | |
| AKRON | | | | | | | | | | | | |
| at Miami | | | | | | | | | | | | |
| CENTRAL MICH. | | | | | | | | | | | | |
| TOLEDO | | | | | | | | | | | | |
| at Western Mich. | | | | | | | | | | | | |
| at Eastern Mich. | | | | | | | | | | | | |
| NORTHERN ILL. | | | | | | | | | | | | |

CAREER STATS

| Season | GP-GS | MIN-AVG | FGS | PCT | 3FGs | PCT | FTs | PCT |
|--------------|--------------|------------------|----------------|-------------|---------------|-------------|---------------|-------------|
| 2016-17 | 34-1 | 380-11.2 | 22-71 | .310 | 18-52 | .346 | 12-16 | .750 |
| 2017-18 | 32-32 | 883-27.6 | 98-215 | .456 | 34-101 | .337 | 77-90 | .856 |
| 2018-19 | 2-2 | 52-26.0 | 2-8 | .250 | 2-6 | .333 | 6-6 | 1.000 |
| TOTAL | 68-35 | 1315-19.3 | 122-294 | .415 | 54-159 | .340 | 95-112 | .848 |

| Season | REBOUNDS | | | | | | | |
|--------------|-----------------------|------------|----------|-----------|-----------|-----------|-----------|----------------|
| | OFF-DEF-TOT-AVG | PF | FO | AST | TO | BLK | STL | PTS-AVG |
| 2016-17 | 21-34-55-1.6 | 40 | 0 | 16 | 15 | 7 | 8 | 74-2.2 |
| 2017-18 | 65-93-158-4.9 | 81 | 3 | 41 | 42 | 13 | 17 | 307-9.6 |
| 2018-19 | 3-6-9-4.5 | 7 | 0 | 5 | 2 | 0 | 1 | 12-6.0 |
| TOTAL | 89-133-222-3.3 | 128 | 3 | 62 | 59 | 20 | 26 | 393-5.8 |

CAREER STATS


| Season | GP-GS | MIN-AVG | FGS | PCT | 3FGs | PCT | FTs | PCT |
|--------------|-------------|-----------------|---------------|-------------|--------------|-------------|--------------|-------------|
| 2017-18 | 25-0 | 359-14.4 | 40-110 | .364 | 23-72 | .319 | 21-27 | .778 |
| 2018-19 | 2-0 | 29-14.5 | 3-8 | .375 | 2-7 | .286 | 0-0 | .000 |
| TOTAL | 27-0 | 388-14.4 | 43-118 | .364 | 25-79 | .316 | 21-27 | .778 |

| Season | REBOUNDS | | | | | | | |
|--------------|---------------------|-----------|----------|-----------|-----------|----------|----------|----------------|
| | OFF-DEF-TOT-AVG | PF | FO | AST | TO | BLK | STL | PTS-AVG |
| 2017-18 | 12-58-70-2.8 | 53 | 3 | 18 | 24 | 9 | 5 | 124-5.0 |
| 2018-19 | 2-2-4-2.0 | 4 | 0 | 0 | 0 | 0 | 0 | 8-4.0 |
| TOTAL | 14-60-74-2.7 | 57 | 3 | 18 | 24 | 9 | 5 | 132-4.9 |



Austin #20 Nehls

Senior | Guard
6-3 | 182
Tucson, Ariz.
Cheshire Academy/Central Conn. St.



Trey #24 Moses

Senior | Center
6-9 | 245
Louisville, Ky.
Eastern HS

CAREER/SEASON HIGHS

| CAREER HIGH | Category | SEASON HIGH |
|--------------------------------------|----------|-------------------------------|
| 26, at Fordham, 12/21/16* | PTS | 6, at Purdue, 11/10/18 |
| 8, 2x, last at Mt. St. Mary, 1/6/18* | REBS | 2, vs. Indiana State, 11/6/18 |
| 6, at Bryant, 1/2/16* | ASTS | -- |
| 3, vs. UMass Lowell, 12/18/15* | STLS | -- |
| 2, vs. Brown, 12/3/16* | BLKS | -- |
| 8, at Fordham, 12/21/16* | FGM | 2, at Purdue, 11/10/18 |
| 15, 3x, last at Bryant, 1/25/18* | FGA | 3, vs. Indiana State, 11/6/18 |
| 6, vs. LIU Brooklyn, 1/28/17* | 3FGM | 2, at Purdue, 11/10/18 |
| 13, at Bryant, 1/25/17* | 3FGA | 3, vs. Indiana State, 11/6/18 |
| 9, vs. LIU Brooklyn, 1/28/17* | FTM | -- |
| 10, vs. LIU Brooklyn, 1/28/17* | FTA | -- |

* at Central Connecticut

GAME-BY-GAME

| Opponent | MP | FGs | 3FGs | FTs | Rebs | | PF | A | TO | BLK | STL | PTS |
|-------------------|----|-----|------|-----|-------|---|----|---|----|-----|-----|-----|
| | | | | | O-D-T | | | | | | | |
| INDIANA STATE | 10 | 1-3 | 1-3 | 0-0 | 0-2-2 | 1 | 0 | 1 | 0 | 0 | 0 | 3 |
| at Purdue | 14 | 2-2 | 2-2 | 0-0 | 0-1-1 | 0 | 0 | 0 | 0 | 0 | 0 | 6 |
| vs. Virginia Tech | | | | | | | | | | | | |
| vs. TBD | | | | | | | | | | | | |
| vs. TBD | | | | | | | | | | | | |
| EVANSVILLE | | | | | | | | | | | | |
| TIFFIN | | | | | | | | | | | | |
| at IUPUI | | | | | | | | | | | | |
| at Loyola Chicago | | | | | | | | | | | | |
| at Evansville | | | | | | | | | | | | |
| at Valparaiso | | | | | | | | | | | | |
| HOWARD | | | | | | | | | | | | |
| DELAWARE STATE | | | | | | | | | | | | |
| at Toledo | | | | | | | | | | | | |
| EASTERN MICH. | | | | | | | | | | | | |
| OHIO | | | | | | | | | | | | |
| at Bowling Green | | | | | | | | | | | | |
| at Central Mich. | | | | | | | | | | | | |
| MIAMI | | | | | | | | | | | | |
| at Ohio | | | | | | | | | | | | |
| at Buffalo | | | | | | | | | | | | |
| KENT STATE | | | | | | | | | | | | |
| at Northern Ill. | | | | | | | | | | | | |
| WESTERN MICH. | | | | | | | | | | | | |
| AKRON | | | | | | | | | | | | |
| at Miami | | | | | | | | | | | | |
| CENTRAL MICH. | | | | | | | | | | | | |
| TOLEDO | | | | | | | | | | | | |
| at Western Mich. | | | | | | | | | | | | |
| at Eastern Mich. | | | | | | | | | | | | |
| NORTHERN ILL. | | | | | | | | | | | | |

CAREER STATS

| Season | GP-GS | MIN-AVG | FGS | PCT | 3FGs | PCT | FTs | PCT |
|--------------|--------------|------------------|----------------|-------------|----------------|-------------|----------------|-------------|
| 2015-16* | 29-28 | 1023-35.3 | 102-273 | .374 | 71-186 | .382 | 63-81 | .778 |
| 2016-17* | 29-29 | 1047-36.1 | 113-286 | .395 | 68-184 | .370 | 69-119 | .807 |
| 2017-18* | 32-32 | 1101-34.4 | 100-260 | .385 | 67-195 | .344 | 43-67 | .647 |
| 2018-19 | 2-0 | 24-12.0 | 3-5 | .600 | 3-5 | .600 | 0-0 | .000 |
| TOTAL | 92-89 | 3195-34.7 | 318-824 | .386 | 209-570 | .367 | 202-267 | .757 |

REBOUNDS

| Season | OFF-DEF-TOT-AVG | PF | FO | AST | TO | BLK | STL | PTS-AVG |
|--------------|-----------------------|------------|----------|------------|------------|-----------|-----------|------------------|
| 2015-16* | 34-76-110-3.9 | 63 | 1 | 47 | 51 | 6 | 16 | 338-11.6 |
| 2016-17* | 29-73-102-3.5 | 55 | 2 | 45 | 41 | 7 | 20 | 390-13.4 |
| 2017-18* | 30-95-125-3.9 | 35 | 0 | 40 | 27 | 6 | 19 | 310-9.7 |
| 2018-19 | 0-3-3-1.5 | 1 | 0 | 0 | 1 | 0 | 0 | 9-4.5 |
| TOTAL | 93-247-340-3.7 | 154 | 3 | 132 | 120 | 19 | 55 | 1047-11.4 |

* at Central Connecticut

CAREER/SEASON HIGHS

| CAREER HIGH | Category | SEASON HIGH |
|--|----------|-------------------------------|
| 23; vs. NIU, 2/20/18 | PTS | 4, at Purdue, 11/10/18 |
| 16; vs. Coppin St., 11/21/16 | REBS | 3, vs. Indiana State, 11/6/18 |
| 6; 3x, last vs. Valpo, 12/9/17 | ASTS | -- |
| 3; 3x, last vs. Western Mich., 2/23/18 | STLS | 1, vs. Indiana State, 11/6/18 |
| 4; 4x, last vs. Indiana State, 11/6/18 | BLKS | 4, vs. Indiana State, 11/6/18 |
| 9; 3x, last at Akron, 2/13/18 | FGM | 2, at Purdue, 11/10/18 |
| 16; at Toledo, 1/30/18 | FGA | 4, at Purdue, 11/10/18 |
| 1; 4x, last vs. IU Kokomo, 11/29/16 | 3FGM | -- |
| 1; 9x, last vs. IU Kokomo, 11/29/16 | 3FGA | -- |
| 12; vs. Akron, 1/27/18 | FTM | 2, vs. Indiana State, 11/6/18 |
| 14; vs. Akron, 1/27/18 | FTA | 2, vs. Indiana State, 11/6/18 |

GAME-BY-GAME

| Opponent | MP | FGs | 3FGs | FTs | Rebs | | PF | A | TO | BLK | STL | PTS |
|-------------------|----|-----|------|-----|-------|---|----|---|----|-----|-----|-----|
| | | | | | O-D-T | | | | | | | |
| INDIANA STATE | 11 | 0-3 | 0-0 | 1-2 | 1-2-3 | 3 | 0 | 0 | 4 | 1 | 1 | 1 |
| at Purdue | 23 | 2-4 | 0-0 | 0-0 | 1-1-2 | 2 | 0 | 1 | 0 | 0 | 4 | 4 |
| vs. Virginia Tech | | | | | | | | | | | | |
| vs. TBD | | | | | | | | | | | | |
| vs. TBD | | | | | | | | | | | | |
| EVANSVILLE | | | | | | | | | | | | |
| TIFFIN | | | | | | | | | | | | |
| at IUPUI | | | | | | | | | | | | |
| at Loyola Chicago | | | | | | | | | | | | |
| at Evansville | | | | | | | | | | | | |
| at Valparaiso | | | | | | | | | | | | |
| HOWARD | | | | | | | | | | | | |
| DELAWARE STATE | | | | | | | | | | | | |
| at Toledo | | | | | | | | | | | | |
| EASTERN MICH. | | | | | | | | | | | | |
| OHIO | | | | | | | | | | | | |
| at Bowling Green | | | | | | | | | | | | |
| at Central Mich. | | | | | | | | | | | | |
| MIAMI | | | | | | | | | | | | |
| at Ohio | | | | | | | | | | | | |
| at Buffalo | | | | | | | | | | | | |
| KENT STATE | | | | | | | | | | | | |
| at Northern Ill. | | | | | | | | | | | | |
| WESTERN MICH. | | | | | | | | | | | | |
| AKRON | | | | | | | | | | | | |
| at Miami | | | | | | | | | | | | |
| CENTRAL MICH. | | | | | | | | | | | | |
| TOLEDO | | | | | | | | | | | | |
| at Western Mich. | | | | | | | | | | | | |
| at Eastern Mich. | | | | | | | | | | | | |
| NORTHERN ILL. | | | | | | | | | | | | |

CAREER STATS

| Season | GP-GS | MIN-AVG | FGS | PCT | 3FGs | PCT | FTs | PCT |
|--------------|---------------|------------------|----------------|-------------|-------------|-------------|----------------|-------------|
| 2015-16 | 35-9 | 671-19.2 | 73-149 | .490 | 3-8 | .375 | 56-105 | .533 |
| 2016-17 | 33-33 | 902-27.3 | 119-212 | .561 | 1-1 | 1.000 | 63-119 | .529 |
| 2017-18 | 32-22 | 836-26.1 | 134-235 | .570 | 0-1 | .000 | 93-155 | .600 |
| 2018-19 | 2-0 | 34-17.0 | 2-7 | .286 | 0-0 | .000 | 1-2 | .500 |
| TOTAL | 102-64 | 2443-24.0 | 328-603 | .544 | 4-10 | .400 | 213-381 | .559 |

REBOUNDS

| Season | OFF-DEF-TOT-AVG | PF | FO | AST | TO | BLK | STL | PTS-AVG |
|--------------|------------------------|------------|----------|------------|------------|------------|-----------|----------------|
| 2015-16 | 52-97-149-4.3 | 95 | 2 | 61 | 49 | 35 | 10 | 205-5.9 |
| 2016-17 | 80-194-274-8.3 | 103 | 2 | 75 | 72 | 37 | 13 | 302-9.2 |
| 2017-18 | 81-180-261-8.2 | 76 | 2 | 66 | 71 | 27 | 15 | 361-11.3 |
| 2018-19 | 2-3-5-2.5 | 5 | 0 | 0 | 1 | 4 | 1 | 5-2.5 |
| TOTAL | 215-474-689-6.8 | 279 | 6 | 202 | 193 | 103 | 39 | 873-8.6 |



Tahjai #25 Teague

R-Junior | Forward
6-8 | 215
Indianapolis, Ind.
Pike HS



Blake #44 Huggins

R-Freshman | Center
6-10 | 245
Union City, Tenn.
Obion County Central HS

CAREER/SEASON HIGHS

| CAREER HIGH | Category | SEASON HIGH |
|---|----------|---------------------------------|
| 26, vs. Akron, 1/27/18 | PTS | 21, vs. Indiana State, 11/6/18 |
| 14, vs. Kent State, 2/9/18 | REBS | 7, vs. Indiana State, 11/6/18 |
| 6, vs. Akron, 1/27/18 | ASTS | 1, at Purdue, 11/10/18 |
| 5, vs. Stony Brook, 11/17/17 | STLS | 2, vs. Indiana State, 11/6/18 |
| 4, at Toledo, 2/28/17 | BLKS | 1, 2x, last at Purdue, 11/10/18 |
| 10, 2x, last vs. Indiana State, 11/6/18 | FGM | 10, vs. Indiana State, 11/6/18 |
| 19, at Toledo, 1/30/18 | FGA | 14, vs. Indiana State, 11/6/18 |
| 3, 2x, last vs. Western Mich., 2/23/18 | 3FGM | 1, vs. Indiana State, 11/6/18 |
| 6, 2x last at Western Mich., 1/13/18 | 3FGA | 1, 2x, last at Purdue, 11/10/18 |
| 9, at Akron, 2/13/18 | FTM | 2, at Purdue, 11/10/18 |
| 12, 2x, last at Akron, 2/13/18 | FTA | 2, at Purdue, 11/10/18 |

CAREER/SEASON HIGHS

| CAREER HIGH | Category | SEASON HIGH |
|-------------|----------|-------------|
| -- | PTS | -- |
| -- | REBS | -- |
| -- | ASTS | -- |
| -- | STLS | -- |
| -- | BLKS | -- |
| -- | FGM | -- |
| -- | FGA | -- |
| -- | 3FGM | -- |
| -- | 3FGA | -- |
| -- | FTM | -- |
| -- | FTA | -- |

GAME-BY-GAME

| Opponent | MP | FGs | 3FGs | FTs | Rebs | | | | | | | PTS |
|-------------------|----|-------|------|-----|-------|----|---|----|-----|-----|---|-----|
| | | | | | O-D-T | PF | A | TO | BLK | STL | | |
| INDIANA STATE | 32 | 10-14 | 1-1 | 0-1 | 2-5-7 | 2 | 0 | 0 | 1 | 2 | 2 | 21 |
| at Purdue | 22 | 3-6 | 0-1 | 2-2 | 3-1-4 | 5 | 1 | 2 | 1 | 1 | 8 | |
| vs. Virginia Tech | | | | | | | | | | | | |
| vs. TBD | | | | | | | | | | | | |
| vs. TBD | | | | | | | | | | | | |
| EVANSVILLE | | | | | | | | | | | | |
| TIFFIN | | | | | | | | | | | | |
| at IUPUI | | | | | | | | | | | | |
| at Loyola Chicago | | | | | | | | | | | | |
| at Evansville | | | | | | | | | | | | |
| at Valparaiso | | | | | | | | | | | | |
| HOWARD | | | | | | | | | | | | |
| DELAWARE STATE | | | | | | | | | | | | |
| at Toledo | | | | | | | | | | | | |
| EASTERN MICH. | | | | | | | | | | | | |
| OHIO | | | | | | | | | | | | |
| at Bowling Green | | | | | | | | | | | | |
| at Central Mich. | | | | | | | | | | | | |
| MIAMI | | | | | | | | | | | | |
| at Ohio | | | | | | | | | | | | |
| at Buffalo | | | | | | | | | | | | |
| KENT STATE | | | | | | | | | | | | |
| at Northern Ill. | | | | | | | | | | | | |
| WESTERN MICH. | | | | | | | | | | | | |
| AKRON | | | | | | | | | | | | |
| at Miami | | | | | | | | | | | | |
| CENTRAL MICH. | | | | | | | | | | | | |
| TOLEDO | | | | | | | | | | | | |
| at Western Mich. | | | | | | | | | | | | |
| at Eastern Mich. | | | | | | | | | | | | |
| NORTHERN ILL. | | | | | | | | | | | | |

GAME-BY-GAME

| Opponent | MP | FGs | 3FGs | FTs | Rebs | | | | | | | PTS |
|-------------------|-----|-----|------|-----|-------|----|----|----|-----|-----|----|-----|
| | | | | | O-D-T | PF | A | TO | BLK | STL | | |
| INDIANA STATE | DNP | -- | -- | -- | -- | -- | -- | -- | -- | -- | -- | -- |
| at Purdue | DNP | -- | -- | -- | -- | -- | -- | -- | -- | -- | -- | -- |
| vs. Virginia Tech | | | | | | | | | | | | |
| vs. TBD | | | | | | | | | | | | |
| vs. TBD | | | | | | | | | | | | |
| EVANSVILLE | | | | | | | | | | | | |
| TIFFIN | | | | | | | | | | | | |
| at IUPUI | | | | | | | | | | | | |
| at Loyola Chicago | | | | | | | | | | | | |
| at Evansville | | | | | | | | | | | | |
| at Valparaiso | | | | | | | | | | | | |
| HOWARD | | | | | | | | | | | | |
| DELAWARE STATE | | | | | | | | | | | | |
| at Toledo | | | | | | | | | | | | |
| EASTERN MICH. | | | | | | | | | | | | |
| OHIO | | | | | | | | | | | | |
| at Bowling Green | | | | | | | | | | | | |
| at Central Mich. | | | | | | | | | | | | |
| MIAMI | | | | | | | | | | | | |
| at Ohio | | | | | | | | | | | | |
| at Buffalo | | | | | | | | | | | | |
| KENT STATE | | | | | | | | | | | | |
| at Northern Ill. | | | | | | | | | | | | |
| WESTERN MICH. | | | | | | | | | | | | |
| AKRON | | | | | | | | | | | | |
| at Miami | | | | | | | | | | | | |
| CENTRAL MICH. | | | | | | | | | | | | |
| TOLEDO | | | | | | | | | | | | |
| at Western Mich. | | | | | | | | | | | | |
| at Eastern Mich. | | | | | | | | | | | | |
| NORTHERN ILL. | | | | | | | | | | | | |

CAREER STATS

| Season | GP-GS | MIN-AVG | FGS | PCT | 3FGs | PCT | FTs | PCT |
|--------------|--------------|------------------|----------------|-------------|--------------|-------------|----------------|-------------|
| 2016-17 | 33-1 | 628-19.0 | 92-182 | .505 | 16-39 | .410 | 41-68 | .603 |
| 2017-18 | 32-23 | 816-25.5 | 149-281 | .530 | 7-46 | .152 | 81-124 | .653 |
| 2018-19 | 2-2 | 53-26.5 | 13-20 | .650 | 1-2 | .500 | 2-3 | .667 |
| TOTAL | 67-26 | 1497-22.3 | 254-483 | .526 | 24-87 | .276 | 124-195 | .636 |

| Season | REBOUNDS | | | | | | | |
|--------------|------------------------|------------|----------|-----------|-----------|-----------|-----------|----------------|
| | OFF-DEF-TOT-AVG | PF | FO | AST | TO | BLK | STL | PTS-AVG |
| 2016-17 | 48-142-190-5.8 | 84 | 4 | 28 | 50 | 29 | 39 | 241-7.3 |
| 2017-18 | 58-183-241-7.5 | 82 | 3 | 39 | 47 | 28 | 38 | 386-12.1 |
| 2018-19 | 5-6-11-5.5 | 7 | 1 | 1 | 2 | 2 | 3 | 29-14.5 |
| TOTAL | 111-331-442-6.6 | 173 | 8 | 68 | 99 | 59 | 80 | 656-9.8 |

CAREER STATS

| Season | GP-GS | MIN-AVG | FGS | PCT | 3FGs | PCT | FTs | PCT |
|--------------|-----------|-----------|-----------|-----------|-----------|-----------|-----------|-----------|
| 2018-19 | -- | -- | -- | -- | -- | -- | -- | -- |
| TOTAL | -- | -- | -- | -- | -- | -- | -- | -- |

| Season | REBOUNDS | | | | | | | |
|--------------|-----------------|-----------|-----------|-----------|-----------|-----------|-----------|-----------|
| | OFF-DEF-TOT-AVG | PF | FO | AST | TO | BLK | STL | PTS-AVG |
| 2018-19 | -- | -- | -- | -- | -- | -- | -- | -- |
| TOTAL | -- | -- | -- | -- | -- | -- | -- | -- |

SEASON STATISTICS

| RECORD: | OVERALL | HOME | AWAY | NEUTRAL |
|----------------|---------|------|------|---------|
| ALL GAMES | 1-0 | 1-0 | 0-0 | 0-0 |
| CONFERENCE | 0-0 | 0-0 | 0-0 | 0-0 |
| NON-CONFERENCE | 1-0 | 1-0 | 0-0 | 0-0 |

| # | Player | gp-gs | min | avg | Total | | 3-Point | | F-Throw | | Rebounds | | | | | pts | avg | | | | | |
|----------------|-----------------|-------|-----|------|--------|-------|---------|-------|---------|-------|----------|-----|-----|------|----|-----|-----|----|---|----|-----|------|
| | | | | | fg-fga | fg% | 3fg-fga | 3fg% | ft-fa | ft% | off | def | tot | avg | pf | | | dq | a | to | blk | stl |
| 01 | K.J. Walton | 1-1 | 28 | 28.0 | 5-11 | .455 | 0-0 | .000 | 5-7 | .714 | 4 | 2 | 6 | 6.0 | 2 | 0 | 2 | 1 | 0 | 1 | 15 | 15.0 |
| 02 | Taylor Persons | 1-1 | 33 | 33.0 | 6-15 | .400 | 1-4 | .250 | 3-3 | 1.000 | 0 | 2 | 2 | 2.0 | 1 | 0 | 5 | 4 | 0 | 1 | 16 | 16.0 |
| 03 | Josh Thompson | 1-0 | 7 | 7.0 | 0-1 | .000 | 0-1 | .000 | 0-0 | .000 | 0 | 0 | 0 | 0.0 | 0 | 0 | 2 | 0 | 0 | 0 | 0 | 0.0 |
| 05 | Ishmael El-Amin | 1-0 | 13 | 13.0 | 2-3 | .667 | 2-3 | .667 | 0-0 | .000 | 0 | 2 | 2 | 2.0 | 1 | 0 | 0 | 1 | 0 | 1 | 6 | 6.0 |
| 12 | Brachen Hazen | 1-1 | 26 | 26.0 | 6-6 | 1.000 | 1-1 | 1.000 | 2-3 | .667 | 4 | 5 | 9 | 9.0 | 1 | 0 | 1 | 2 | 0 | 0 | 15 | 15.0 |
| 14 | Kyle Mallers | 1-1 | 28 | 28.0 | 0-4 | .000 | 0-2 | .000 | 4-4 | 1.000 | 3 | 4 | 7 | 7.0 | 3 | 0 | 4 | 0 | 0 | 1 | 4 | 4.0 |
| 15 | Zach Gunn | 1-0 | 12 | 12.0 | 2-5 | .400 | 1-4 | .250 | 0-0 | .000 | 1 | 1 | 2 | 2.0 | 4 | 0 | 0 | 0 | 0 | 0 | 5 | 5.0 |
| 20 | Austin Nehls | 1-0 | 10 | 10.0 | 1-3 | .333 | 1-3 | .333 | 0-0 | .000 | 0 | 2 | 2 | 2.0 | 1 | 0 | 0 | 1 | 0 | 0 | 3 | 3.0 |
| 24 | Trey Moses | 1-0 | 11 | 11.0 | 0-3 | .000 | 0-0 | .000 | 1-2 | .500 | 1 | 2 | 3 | 3.0 | 3 | 0 | 0 | 0 | 4 | 1 | 1 | 1.0 |
| 25 | Tahjai Teague | 1-1 | 32 | 32.0 | 10-14 | .714 | 1-1 | 1.000 | 0-1 | .000 | 2 | 5 | 7 | 7.0 | 2 | 0 | 0 | 0 | 1 | 2 | 21 | 21.0 |
| 44 | Blake Huggins | 1-0 | 0 | 0.0 | 0-0 | .000 | 0-0 | .000 | 0-0 | .000 | 0 | 0 | 0 | 0.0 | 0 | 0 | 0 | 0 | 0 | 0 | 0 | 0.0 |
| Team | | | | | | | | | | | 1 | 1 | 2 | | | | | | | | | |
| Total..... | | 1 | 200 | | 32-65 | .492 | 7-19 | .368 | 15-20 | .750 | 16 | 26 | 42 | 42.0 | 18 | 0 | 14 | 9 | 5 | 7 | 86 | 86.0 |
| Opponents..... | | 1 | 200 | | 26-67 | .388 | 6-12 | .500 | 11-18 | .611 | 18 | 20 | 38 | 38.0 | 20 | - | 11 | 11 | 5 | 6 | 69 | 69.0 |

| TEAM STATISTICS | BSU | OPP | Date | Opponent | Score | Att. |
|------------------------|--------|-------|---------------------|-------------|---------|------|
| SCORING | 86 | 69 | 11/06/18 | INDIANA ST. | w 86-69 | 4022 |
| Points per game | 86.0 | 69.0 | * - Conference game | | | |
| Scoring margin | +17.0 | - | | | | |
| FIELD GOALS-ATT | 32-65 | 26-67 | | | | |
| Field goal pct | .492 | .388 | | | | |
| 3 POINT FG-ATT | 7-19 | 6-12 | | | | |
| 3-point FG pct | .368 | .500 | | | | |
| 3-pt FG made per game | 7.0 | 6.0 | | | | |
| FREE THROWS-ATT | 15-20 | 11-18 | | | | |
| Free throw pct | .750 | .611 | | | | |
| F-Throws made per game | 15.0 | 11.0 | | | | |
| REBOUNDS | 42 | 38 | | | | |
| Rebounds per game | 42.0 | 38.0 | | | | |
| Rebounding margin | +4.0 | - | | | | |
| ASSISTS | 14 | 11 | | | | |
| Assists per game | 14.0 | 11.0 | | | | |
| TURNOVERS | 9 | 11 | | | | |
| Turnovers per game | 9.0 | 11.0 | | | | |
| Turnover margin | +2.0 | - | | | | |
| Assist/turnover ratio | 1.6 | 1.0 | | | | |
| STEALS | 7 | 6 | | | | |
| Steals per game | 7.0 | 6.0 | | | | |
| BLOCKS | 5 | 5 | | | | |
| Blocks per game | 5.0 | 5.0 | | | | |
| ATTENDANCE | 4022 | 0 | | | | |
| Home games-Avg/Game | 1-4022 | 0-0 | | | | |
| Neutral site-Avg/Game | - | 0-0 | | | | |

| Score by Periods | 1st | 2nd | Totals |
|------------------|-----|-----|--------|
| Ball St. | 32 | 54 | 86 |
| Opponents | 32 | 37 | 69 |

2017-18 STATISTICS

| RECORD: | OVERALL | HOME | AWAY | NEUTRAL |
|----------------|---------|------|------|---------|
| ALL GAMES | 19-13 | 14-2 | 5-10 | 0-1 |
| CONFERENCE | 10-8 | 7-2 | 3-6 | 0-0 |
| NON-CONFERENCE | 9-5 | 7-0 | 2-4 | 0-1 |

| # | Player | gp-gs | min | Total | | 3-Point | | F-Throw | | Rebounds | | | | pf | dq | a | to | blk | stl | pts | avg | | | |
|----------------|--------------------|-------|------|--------|----------|---------|---------|---------|---------|----------|-----|-----|------|------|-----|----|-----|-----|-----|-----|------|------|--|---|
| | | | | fg-fga | fg% | 3fg-fga | 3fg% | ft-fa | ft% | off | def | tot | avg | | | | | | | | | | | |
| 02 | PERSONS, Tayler | 32-32 | 953 | 29.8 | 187-406 | .461 | 38-102 | .373 | 69-103 | .670 | 17 | 90 | 107 | 3.3 | 78 | 1 | 137 | 94 | 5 | 26 | 481 | 15.0 | | |
| 25 | TEAGUE, Tahjai | 32-23 | 816 | 25.5 | 149-281 | .530 | 7-46 | .152 | 81-124 | .653 | 58 | 183 | 241 | 7.5 | 82 | 3 | 39 | 47 | 28 | 38 | 386 | 12.1 | | |
| 24 | MOSES, Trey | 32-22 | 836 | 26.1 | 134-235 | .570 | 0-1 | .000 | 93-155 | .600 | 81 | 180 | 261 | 8.2 | 76 | 2 | 66 | 71 | 27 | 15 | 361 | 11.3 | | |
| 14 | MALLERS, Kyle | 32-32 | 883 | 27.6 | 98-215 | .456 | 34-101 | .337 | 77-90 | .856 | 65 | 93 | 158 | 4.9 | 81 | 3 | 41 | 42 | 13 | 17 | 307 | 9.6 | | |
| 34 | SELLERS, Sean | 32-31 | 869 | 27.2 | 91-216 | .421 | 57-153 | .373 | 27-33 | .818 | 26 | 112 | 138 | 4.3 | 58 | 1 | 37 | 34 | 12 | 20 | 266 | 8.3 | | |
| 01 | x-WALKER, Jontrell | 14-9 | 318 | 22.7 | 35-84 | .417 | 19-50 | .380 | 21-26 | .808 | 3 | 15 | 18 | 1.3 | 22 | 0 | 30 | 24 | 3 | 8 | 110 | 7.9 | | |
| 22 | x-TYLER, Jeremie | 15-0 | 274 | 18.3 | 37-88 | .420 | 22-49 | .449 | 10-15 | .667 | 5 | 18 | 23 | 1.5 | 13 | 1 | 14 | 18 | 9 | 13 | 106 | 7.1 | | |
| 15 | GUNN, Zach | 25-0 | 359 | 14.4 | 40-110 | .364 | 23-72 | .319 | 21-27 | .778 | 12 | 58 | 70 | 2.8 | 53 | 3 | 18 | 24 | 9 | 5 | 124 | 5.0 | | |
| 05 | EL-AMIN, Ishmael | 31-0 | 579 | 18.7 | 52-141 | .369 | 18-56 | .321 | 29-40 | .725 | 7 | 55 | 62 | 2.0 | 39 | 0 | 47 | 39 | 3 | 17 | 151 | 4.9 | | |
| 00 | KIAPWAY, Francis | 25-11 | 429 | 17.2 | 25-98 | .255 | 23-84 | .274 | 15-18 | .833 | 3 | 27 | 30 | 1.2 | 31 | 0 | 18 | 17 | 3 | 6 | 88 | 3.5 | | |
| 03 | THOMPSON, Josh | 15-0 | 152 | 10.1 | 7-20 | .350 | 4-13 | .308 | 10-12 | .833 | 1 | 9 | 10 | 0.7 | 14 | 0 | 5 | 6 | 0 | 5 | 28 | 1.9 | | |
| 11 | LEEDY, Tyler | 4-0 | 6 | 1.5 | 1-1 | 1.000 | 0-0 | .000 | 0-0 | .000 | 0 | 0 | 0 | 0.0 | 0 | 0 | 1 | 0 | 0 | 0 | 2 | 0.5 | | |
| Team | | | | | | | | | | | 42 | 50 | 92 | | | | | | | | | | | 7 |
| Total..... | | 32 | 6474 | | 856-1895 | .452 | 245-727 | .337 | 453-643 | .705 | 320 | 890 | 1210 | 37.8 | 547 | 14 | 453 | 423 | 112 | 170 | 2410 | 75.3 | | |
| Opponents..... | | 32 | 6476 | | 841-1977 | .425 | 258-715 | .361 | 422-580 | .728 | 338 | 822 | 1160 | 36.2 | 609 | - | 419 | 384 | 113 | 222 | 2362 | 73.8 | | |

x-Inactive player

| TEAM STATISTICS | BSU | OPP | Date | Opponent | Score | Att. |
|------------------------|----------|----------|------------|---------------------|-------------|---------------|
| SCORING | 2410 | 2362 | 11/10/17 | at Dayton | L 77-78 | 13350 |
| Points per game | 75.3 | 73.8 | 11/15/17 | at Oklahoma | L 69-108 | 7242 |
| Scoring margin | +1.5 | - | 11/17/17 | STONY BROOK | w 87-76 | 3502 |
| FIELD GOALS-ATT | 856-1895 | 841-1977 | 11-19-17 | at Oregon | L 71-95 | 6916 |
| Field goal pct | .452 | .425 | 11/22/17 | at Bucknell | L 83-87 | 2217 |
| 3 POINT FG-ATT | 245-727 | 258-715 | 11/25/17 | at Indiana State | w 93-85 | 3274 |
| 3-point FG pct | .337 | .361 | 11/28/17 | OAKLAND CITY | w 81-57 | 2410 |
| 3-pt FG made per game | 7.7 | 8.1 | 12/2/17 | IUPUI | w 83-64 | 3505 |
| FREE THROWS-ATT | 453-643 | 422-580 | 12/5/17 | at Notre Dame | w 80-77 | 8891 |
| Free throw pct | .705 | .728 | 12/9/17 | VALPARAISO | w 71-70 | 5009 |
| F-Throws made per game | 14.2 | 13.2 | 12/19/17 | NORTH FLORIDA | w 79-65 | 3018 |
| REBOUNDS | 1210 | 1160 | 12/22/17 | JACKSON STATE | w 70-54 | 3129 |
| Rebounds per game | 37.8 | 36.2 | 12/29/17 | FLORIDA A&M | w 75-54 | 2902 |
| Rebounding margin | +1.6 | - | * 1/2/18 | EASTERN MICHIGAN | w 72-62 | 3025 |
| ASSISTS | 453 | 419 | * 1/6/18 | BUFFALO | L 63-83 | 3622 |
| Assists per game | 14.2 | 13.1 | * 1/9/18 | at Ohio | w 75-68 | 4892 |
| TURNOVERS | 423 | 384 | * 1/13/18 | at Western Michigan | L 58-73 | 2733 |
| Turnovers per game | 13.2 | 12.0 | * 1/16/18 | CENTRAL MICHIGAN | w 82-76 | 3702 |
| Turnover margin | -1.2 | - | * 1/20/18 | at Miami | L 53-71 | 1023 |
| Assist/turnover ratio | 1.1 | 1.1 | * 01/23/18 | at Kent State | Lot 80-88 | 2430 |
| STEALS | 170 | 222 | * 1/27/18 | AKRON | Wo2 111-106 | 3867 |
| Steals per game | 5.3 | 6.9 | * 01/30/18 | at Toledo | w 75-63 | 4227 |
| BLOCKS | 112 | 113 | * 02-03-18 | at Eastern Michigan | L 41-58 | 1517 |
| Blocks per game | 3.5 | 3.5 | * 2/6/18 | BOWLING GREEN | w 59-56 | 3245 |
| ATTENDANCE | 59534 | 66198 | * 2/9/18 | KENT STATE | w 87-68 | 4105 |
| Home games-Avg/Game | 16-3721 | 15-4278 | * 2/13/18 | at Akron | w 90-77 | 2543 |
| Neutral site-Avg/Game | - | 1-2023 | * 2/17/18 | TOLEDO | w 99-71 | 4824 |
| Score by Periods | 1st | 2nd | OT | OT2 | Totals | |
| Ball State | 1096 | 1275 | 23 | 16 | 2410 | * 2/20/18 |
| Opponents | 1104 | 1216 | 31 | 11 | 2362 | * 2/23/18 |
| | | | | | | * 2/27/18 |
| | | | | | | * 03/02/18 |
| | | | | | | 03-08-18 |
| | | | | | | vs Kent State |
| | | | | | | L 73-76 |
| | | | | | | 2023 |

* = Conference game

CHARLESTON CLASSIC

NOV. 15, 16, AND 18
TD ARENA
CHARLESTON, SC

ALL TIMES LISTED IN EASTERN TIME (ET)

WINNER / SEMIFINAL #1
VS
SEMIFINAL #1
NOV. 16 - 11:00 AM
ESPN 2 OR ESPN U

WINNER / GAME 1
VS
GAME 1
NOV. 15 - 11:30 AM
ESPN 2

WINNER / GAME 2
VS
GAME 2
NOV. 15 - 2:00 PM
ESPN U

LOSER / GAME 1
VS
7TH PLACE GAME
NOV. 15 - 11:00 AM
ESPN 3

LOSER / GAME 2
VS
CONSOLATION #1
NOV. 16 - 1:00 OR 1:30 PM
ESPN 2 OR ESPN U

LOSER / GAME 2
VS
5TH PLACE GAME
NOV. 18 - 1:30 PM
ESPN U

LOSER / CONSOLATION #1
VS
7TH PLACE GAME
NOV. 15 - 11:00 AM
ESPN 3

LOSER / CONSOLATION #2
VS
WINNER / CONSOLATION #1
NOV. 16 - 1:00 OR 1:30 PM
ESPN 2 OR ESPN U

LOSER / CONSOLATION #1
VS
7TH PLACE GAME
NOV. 15 - 11:00 AM
ESPN 3

LOSER / CONSOLATION #2
VS
WINNER / CONSOLATION #1
NOV. 16 - 1:00 OR 1:30 PM
ESPN 2 OR ESPN U

SEASON BOX SCORES

Official Basketball Box Score -- Game Totals -- Final Statistics
Indiana St. vs Ball State
11/06/18 7:00 pm at

Indiana St. 69 • 1-1

| ## | Player | Total | | 3-Ptr | | Rebounds | | | PF | TP | A | TO | Blk | Stl | Min |
|--------|---------------------|--------|--------|--------|-------|----------|-----|----|----|----|----|----|-----|-----|-----|
| | | FG-FGA | FG-FGA | FT-FTA | Off | Def | Tot | | | | | | | | |
| 35 | Devin Thomas | f | 4-6 | 0-1 | 2-2 | 3 | 1 | 4 | 2 | 10 | 0 | 2 | 1 | 0 | 21 |
| 41 | Emondre Rickman | c | 3-8 | 0-0 | 3-9 | 4 | 3 | 7 | 2 | 9 | 1 | 0 | 3 | 0 | 19 |
| 01 | Allante Holston | g | 1-5 | 1-1 | 1-2 | 0 | 4 | 4 | 0 | 4 | 1 | 2 | 0 | 1 | 27 |
| 02 | Jordan Barnes | g | 6-19 | 2-5 | 2-2 | 0 | 5 | 5 | 0 | 16 | 4 | 3 | 0 | 2 | 35 |
| 11 | Tyrece Key | g | 6-18 | 2-4 | 2-2 | 5 | 2 | 7 | 2 | 16 | 4 | 3 | 0 | 1 | 35 |
| 05 | Bronson Kessinger | g | 1-3 | 0-0 | 0-0 | 0 | 0 | 0 | 4 | 2 | 0 | 0 | 0 | 2 | 13 |
| 12 | Tyeshon Martin | g | 0-0 | 0-0 | 0-0 | 0 | 1 | 1 | 2 | 0 | 0 | 0 | 0 | 0 | 6 |
| 13 | Clayton Hughes | g | 1-2 | 1-1 | 0-0 | 0 | 2 | 2 | 5 | 3 | 1 | 0 | 0 | 0 | 19 |
| 23 | De'Avion Washington | g | 2-2 | 0-0 | 0-0 | 0 | 0 | 0 | 3 | 4 | 0 | 0 | 0 | 0 | 19 |
| 40 | Blake Brinkmeyer | g | 2-4 | 0-0 | 1-1 | 2 | 1 | 3 | 0 | 5 | 0 | 0 | 1 | 0 | 6 |
| Team | | | | | | 4 | 1 | 5 | | | 1 | | | | |
| Totals | | | 26-67 | 6-12 | 11-18 | 18 | 20 | 38 | 20 | 69 | 11 | 11 | 5 | 6 | 200 |

FG % 1st Half: 13-31 41.9% 2nd half: 13-36 36.1% Game: 26-67 38.8% Deadball Rebounds: 4
3FG % 1st Half: 2-4 50.0% 2nd half: 4-8 50.0% Game: 6-12 50.0%
FT % 1st Half: 4-6 66.7% 2nd half: 7-12 58.3% Game: 11-18 61.1%

Ball State 86 • 2-0

| ## | Player | Total | | 3-Ptr | | Rebounds | | | PF | TP | A | TO | Blk | Stl | Min |
|--------|------------------|--------|--------|--------|-------|----------|-----|----|----|----|----|----|-----|-----|-----|
| | | FG-FGA | FG-FGA | FT-FTA | Off | Def | Tot | | | | | | | | |
| 12 | HAZEN, Brachen | f | 6-6 | 1-1 | 2-3 | 4 | 5 | 9 | 1 | 15 | 1 | 2 | 0 | 0 | 26 |
| 14 | MALLERS, Kyle | f | 0-4 | 0-2 | 4-4 | 3 | 4 | 7 | 3 | 4 | 4 | 0 | 0 | 1 | 28 |
| 25 | TEAGUE, Tahjai | f | 10-14 | 1-1 | 0-1 | 2 | 5 | 7 | 2 | 21 | 0 | 0 | 1 | 2 | 32 |
| 01 | WALTON, K.J. | g | 5-11 | 0-0 | 5-7 | 4 | 2 | 6 | 2 | 15 | 2 | 1 | 0 | 1 | 28 |
| 02 | PERSONS, Tayler | g | 6-15 | 1-4 | 3-3 | 0 | 2 | 2 | 1 | 16 | 5 | 4 | 0 | 1 | 33 |
| 03 | THOMPSON, Josh | g | 0-1 | 0-1 | 0-0 | 0 | 0 | 0 | 0 | 0 | 2 | 0 | 0 | 0 | 7 |
| 05 | EL-AMIN, Ishmael | g | 2-3 | 2-3 | 0-0 | 0 | 2 | 2 | 1 | 6 | 0 | 1 | 0 | 1 | 13 |
| 15 | GUNN, Zach | g | 2-5 | 1-4 | 0-0 | 1 | 1 | 2 | 4 | 5 | 0 | 0 | 0 | 0 | 12 |
| 20 | NEHLS, Austin | g | 1-3 | 1-3 | 0-0 | 0 | 2 | 2 | 1 | 3 | 0 | 1 | 0 | 0 | 10 |
| 24 | MOSES, Trey | g | 0-3 | 0-0 | 1-2 | 1 | 2 | 3 | 3 | 1 | 0 | 0 | 4 | 1 | 11 |
| 44 | HUGGINS, Blake | g | 0-0 | 0-0 | 0-0 | 0 | 0 | 0 | 0 | 0 | 0 | 0 | 0 | 0 | 0+ |
| Team | | | | | | 1 | 1 | 2 | | | | | | | |
| Totals | | | 32-65 | 7-19 | 15-20 | 16 | 26 | 42 | 18 | 86 | 14 | 9 | 5 | 7 | 200 |

FG % 1st Half: 12-31 38.7% 2nd half: 20-34 58.8% Game: 32-65 49.2% Deadball Rebounds: 2
3FG % 1st Half: 2-8 25.0% 2nd half: 5-11 45.5% Game: 7-19 36.3%
FT % 1st Half: 6-8 75.0% 2nd half: 9-12 75.0% Game: 15-20 75.0%

Officials: Technical fouls: Indiana St.-None. Ball State-None.
Attendance: 4022
2018-19 Men's Basketball. Round: 0. Ball St. vs Indiana St.. Played at .

| Score by periods | 1st | 2nd | Total |
|------------------|-----|-----|-------|
| Indiana St. | 32 | 37 | 69 |
| Ball State | 32 | 54 | 86 |

Official Basketball Box Score -- Game Totals -- Final Statistics
Ball State vs Purdue
11/10/18 8:00 pm at

Ball State 75 • 1-1

| ## | Player | Total | | 3-Ptr | | Rebounds | | | PF | TP | A | TO | Blk | Stl | Min |
|--------|------------------|--------|--------|--------|-------|----------|-----|----|----|----|---|----|-----|-----|-----|
| | | FG-FGA | FG-FGA | FT-FTA | Off | Def | Tot | | | | | | | | |
| 12 | HAZEN, Brachen | f | 1-2 | 1-2 | 3-5 | 0 | 3 | 3 | 3 | 6 | 1 | 2 | 1 | 0 | 18 |
| 14 | MALLERS, Kyle | f | 2-4 | 2-4 | 2-2 | 0 | 2 | 2 | 4 | 8 | 1 | 2 | 0 | 0 | 24 |
| 25 | TEAGUE, Tahjai | f | 3-6 | 0-1 | 2-2 | 3 | 1 | 4 | 5 | 8 | 1 | 2 | 1 | 1 | 21 |
| 01 | WALTON, K.J. | g | 6-11 | 0-0 | 1-2 | 1 | 2 | 3 | 5 | 13 | 0 | 6 | 0 | 1 | 25 |
| 02 | PERSONS, Tayler | g | 5-13 | 3-5 | 6-8 | 1 | 7 | 8 | 4 | 19 | 2 | 5 | 0 | 0 | 32 |
| 03 | THOMPSON, Josh | g | 0-0 | 0-0 | 0-0 | 0 | 1 | 1 | 0 | 0 | 3 | 0 | 0 | 2 | 8 |
| 05 | EL-AMIN, Ishmael | g | 3-7 | 2-6 | 0-0 | 0 | 1 | 1 | 1 | 8 | 1 | 0 | 0 | 0 | 17 |
| 15 | GUNN, Zach | g | 1-3 | 1-3 | 0-0 | 1 | 1 | 2 | 0 | 3 | 0 | 0 | 0 | 0 | 17 |
| 20 | NEHLS, Austin | g | 2-2 | 2-2 | 0-0 | 0 | 1 | 1 | 0 | 6 | 0 | 0 | 0 | 0 | 14 |
| 24 | MOSES, Trey | g | 2-4 | 0-0 | 0-0 | 1 | 1 | 2 | 2 | 4 | 0 | 1 | 0 | 0 | 23 |
| Team | | | | | | 1 | 1 | 2 | | | | | | | |
| Totals | | | 25-52 | 11-23 | 14-19 | 8 | 21 | 29 | 24 | 75 | 9 | 18 | 2 | 4 | 199 |

FG % 1st Half: 13-27 48.1% 2nd half: 12-25 48.0% Game: 25-52 48.1% Deadball Rebounds: 1,4
3FG % 1st Half: 6-13 46.2% 2nd half: 5-10 50.0% Game: 11-23 47.8%
FT % 1st Half: 9-12 75.0% 2nd half: 5-7 71.4% Game: 14-19 73.7%

Purdue 84 • 2-0

| ## | Player | Total | | 3-Ptr | | Rebounds | | | PF | TP | A | TO | Blk | Stl | Min |
|--------|------------------|--------|--------|--------|-------|----------|-----|----|----|----|----|----|-----|-----|-----|
| | | FG-FGA | FG-FGA | FT-FTA | Off | Def | Tot | | | | | | | | |
| 24 | Grady Eifert | f | 2-4 | 0-2 | 1-1 | 3 | 1 | 4 | 4 | 5 | 3 | 1 | 0 | 0 | 24 |
| 32 | Matt Haarms | f | 5-8 | 1-1 | 5-8 | 3 | 1 | 4 | 4 | 16 | 0 | 1 | 0 | 0 | 18 |
| 03 | Carsen Edwards | g | 8-22 | 2-10 | 5-5 | 2 | 3 | 5 | 2 | 23 | 5 | 3 | 1 | 0 | 39 |
| 14 | Ryan Cline | g | 3-12 | 1-9 | 2-2 | 0 | 4 | 4 | 0 | 9 | 5 | 1 | 1 | 2 | 36 |
| 20 | Nojel Eastern | g | 5-7 | 0-0 | 2-3 | 6 | 3 | 9 | 3 | 12 | 1 | 1 | 1 | 2 | 28 |
| 01 | Aaron Wheeler | g | 2-4 | 1-3 | 0-1 | 2 | 0 | 2 | 2 | 5 | 1 | 1 | 2 | 0 | 16 |
| 02 | Eric Hunter Jr. | g | 0-2 | 0-1 | 0-0 | 0 | 1 | 1 | 2 | 0 | 0 | 1 | 0 | 0 | 12 |
| 12 | Evan Boudreaux | g | 5-9 | 2-5 | 2-4 | 2 | 5 | 7 | 4 | 14 | 1 | 2 | 0 | 0 | 21 |
| 50 | Trevion Williams | g | 0-0 | 0-0 | 0-0 | 0 | 0 | 0 | 0 | 0 | 0 | 0 | 0 | 0 | 1 |
| 55 | Sasha Stefanovic | g | 0-1 | 0-1 | 0-0 | 0 | 1 | 1 | 1 | 0 | 1 | 0 | 0 | 0 | 6 |
| Team | | | | | | 1 | 2 | 3 | | | | | | | |
| Totals | | | 30-69 | 7-32 | 17-24 | 19 | 21 | 40 | 22 | 84 | 17 | 11 | 5 | 4 | 201 |

FG % 1st Half: 14-36 38.9% 2nd half: 16-33 48.5% Game: 30-69 43.5% Deadball Rebounds: 2,2
3FG % 1st Half: 4-20 20.0% 2nd half: 3-12 25.0% Game: 7-32 21.9%
FT % 1st Half: 10-15 66.7% 2nd half: 7-9 77.8% Game: 17-24 70.8%

Officials: Technical fouls: Ball State-None. Purdue-None.
Attendance: 14804
2018-19 Men's Basketball. Round: 0. Purdue vs Ball St.. Played at .

| Score by periods | 1st | 2nd | Total |
|------------------|-----|-----|-------|
| Ball State | 41 | 34 | 75 |
| Purdue | 42 | 42 | 84 |