



# VIRGINIA TECH

## 2021-22 MEN'S BASKETBALL



12 NCAA APPEARANCES / 13 NIT APPEARANCES (2 CHAMPIONSHIPS) /  
17 ALL-ACC SELECTIONS / 10 ALL-AMERICANS / 20 NBA DRAFT PICKS

GAME 25

### THE MATCHUP

#### VIRGINIA TECH HOKIES

14-10, 6-7 ACC

**Head Coach:** Mike Young (Emory & Henry, 1986)  
**Record at Virginia Tech:** 45-33 (3rd Season)  
**Career Record:** 344-277 (20th Season)  
**vs. Syracuse:** 1-2

VS

#### SYRACUSE ORANGE

13-11, 7-6 ACC

**Head Coach:** Jim Boeheim (Syracuse, 1966)  
**Record at Syracuse:** 995-420 (46th Season)  
**Career Record:** Same  
**vs. Virginia Tech:** 11-4

GAME 25 | VIRGINIA TECH vs. SYRACUSE - FEB. 12, 2022 | 6PM | ESPN2 | BLACKSBURG, VA. | CASSELL COLISEUM (8,925)

### BROADCAST INFORMATION

#### TV | ESPN2

Mike Monaco, PxP  
Randolph Childress, Analyst

#### RADIO | VT Sports Network

Tim Bickford, PxP  
Mike Burnop, Analyst

#### VIDEO STREAM

ESPN.com and ESPN app

#### LIVE STATS

stats.hokiesports.com



@Cuse\_MBB



@HokiesMBB

### PROJECTED STARTERS

Virginia Tech	Ht.	Wt.	Yr.	Hometown	PPG	RPG	Other
G 5 Storm Murphy	6-0	185	Gr.	Middleton, Wis.	8.8	1.8	Scored 44 points over last 3 games
G 0 Hunter Cattoor	6-3	200	Jr.	Orlando, Fla.	10.5	3.9	Tied school record with 9 3FG at FSU
G 4 Nahiem Alleyne	6-4	195	Jr.	Buford, Ga.	10.2	3.0	Season-high 22 points vs. Notre Dame
F 25 Justyn Mutts	6-7	230	Gr.	Millville, N.J.	10.3	7.3	Reached 1K career pts. vs. GT
F 22 Keve Aluma	6-9	235	r-Sr.	Berlin, Md.	15.3	6.2	Reached 1K career pts. vs. GT

Syracuse	Ht.	Wt.	Yr.	Hometown	PPG	RPG	Other
G 11 Joseph Girard III	6-1	190	Jr.	Glens Falls, N.Y.	13.6	2.8	42.9 3FG% (63-147); 107 assists
G 35 Buddy Boeheim	6-6	205	Sr.	Fayetteville, N.Y.	19.1	3.8	191 3FG attempted - 61 more than Cattoor
G 0 Jimmy Boeheim	6-8	225	Gr.	Fayetteville, N.Y.	13.5	5.9	47.7 FG% (127-266)
F 21 Cole Swider	6-9	220	Sr.	Portsmouth, R.I.	13.2	6.8	1 of 3 Cuse players to have 50+ 3FG
C 5 Frank Anselm	6-10	215	So.	Lagos, Nigeria	2.4	2.5	Starting spot open due to Edwards inj.

### KEY STORYLINES

#### THE SERIES

- Virginia Tech trails 11-5 in the all-time series against Syracuse.
- The Hokies have split the last six games with the Orange, including a pair of wins in Blacksburg.
- The first game of the series was played on Feb. 28, 1976 in Syracuse - a 92-81 win by the Hokies.
- Tech is 3-3 against the Orange at home, but lost the last meeting inside Cassell, 71-69, on Jan. 18, 2020.
- Jim Boeheim has been Syracuse's head coach in all but one game in the Virginia Tech series - missing the first one.

#### A WIN WOULD...

- Mark the Hokies fifth straight ACC win and their longest winning streak since opening the season 5-0. It would be the longest winning streak in ACC play since Tech won five in a row to end the 2015-16 regular season.
- Be Coach Young's second win over the Orange as head coach of the Hokies (1-2).
- Snap Syracuse's four-game unbeaten streak, which would give Tech the longest active streak in the ACC at five games.
- Move the Hokies to 4-0 in February. The last time they opened February 4-0 was in the 2009-10 season. That

season, Tech won its first five games of the month.

#### HOKIE HEADLINES

- The Hokies have shot at least 50 percent in five straight games for the first time since moving to the ACC in 2004-05.
- Tech is shooting 42.1 percent from three this season, which is on pace to break the school record of 40.3 set in the 2016-17 season.
- The Hokies (9.4) and the Orange (8.9) rank first and second, respectively, in 3-pointers made per game among ACC programs.
- Saturday's game vs. Syracuse is the second of four straight home games for the Hokies.

### 2021-22 SCHEDULE

RECORD	14-10
ACC	6-7
NON-CONFERENCE	8-3
HOME	8-3
AWAY	5-5
NEUTRAL	1-2

Date	Opponent	TV	Time/Result
11/9	Maine	ACGN	W, 82-47
11/12	at Navy <sup>1</sup>	CBSSN	W, 77-57
11/15	Radford	ACGN	W, 65-39
11/18	St. Francis (Pa.)	ACGN	W, 85-55
11/21	Merrimack	RSN	W, 72-43
11/24	#9 Memphis <sup>2</sup>	ESPN2	L, 61-69
11/26	#25 Xavier <sup>2</sup>	ESPN2	L, 58-59

12/1	at Maryland <sup>3</sup>	ESPN2	W, 62-58
12/4	Wake Forest <sup>*</sup>	ACGN	L, 61-80
12/8	Cornell	ACGN	W, 93-60
12/12	at Dayton	ESPN2	L, 57-62
12/17	St. Bonaventure <sup>4</sup>	ESPN2	W, 86-49
12/22	at #2 Duke <sup>*</sup>	ESPN2	L, 65-76
12/29	at North Carolina <sup>*</sup>	ESPN2	PPD

1/1	Pittsburgh <sup>*</sup>	ESPNU	PPD
1/4	NC State <sup>*</sup>	ACGN	L, 63-68
1/12	at Virginia <sup>*</sup>	ESPN2	L, 52-54
1/15	Notre Dame <sup>*</sup>	ACGN	W, 79-73
1/19	at NC State <sup>*</sup>	ACGN	W, 62-59
1/22	at Boston College <sup>*</sup>	RSN	L, 63-68
1/24	at North Carolina <sup>*</sup>	ACGN	L, 68-78
1/26	Miami <sup>*</sup>	ACGN	L, 75-78
1/29	at Florida State <sup>*</sup>	ABC	W, 85-72

2/2	Georgia Tech <sup>*</sup>	ACGN	W, 81-66
2/5	at Pittsburgh <sup>*</sup>	ACGN	W, 76-71
2/7	Pittsburgh <sup>*</sup>	ACGN	W, 74-47
2/12	Syracuse <sup>*</sup>	ESPN2	6 PM
2/14	Virginia <sup>*</sup>	ESPN	7 PM
2/19	North Carolina <sup>*</sup>	ESPN/2	4 PM
2/23	at Georgia Tech <sup>*</sup>	ESPN/2	9 PM
2/26	at Miami <sup>*</sup>	RSN	3 PM

3/1	Louisville <sup>*</sup>	ESPN/2	9 PM
3/5	at Clemson <sup>*</sup>	RSN	2 PM
3/8-12	ACC Tournament <sup>5</sup>	-	-

All Times Eastern

\* - ACC Game

1 - Veterans Classic (Annapolis, Md.)

2 - NIT Season Tip-Off (Brooklyn, N.Y.)

3 - Big Ten/ACC Challenge (College Park, Md.)

4 - Basketball Hall of Fame Shootout (Charlotte, N.C.)

5 - New York Life ACC Tournament (Brooklyn, N.Y.)

### CONTACT INFO

**Brian Cox** | Phone: (540) 250-0624

Email: bcox90@vt.edu

Associate AD, Creative Communications

**Will Copeland** | Phone: (757) 814-0930

Email: cwill99@vt.edu

Creative Communications Coordinator

QUICK FACTS

THE BASICS

University Name: Virginia Tech  
 Location: Blacksburg, Va.  
 Founded: 1872  
 Enrollment: 37,000  
 President: Dr. Timothy Sands  
 Director of Athletics: Whit Babcock  
 Nickname: Hokies  
 Mascot: HokieBird  
 Colors: Chicago Maroon and Burnt Orange  
 Affiliation: NCAA Division I  
 Conference: Atlantic Coast (18th Season)

COURT FACTS

Carilion Clinic Court at Cassell Coliseum  
 Normal Capacity: 8,925  
 Record in Arena: 632-207  
 Largest Crowd: 11,500 (vs. Purdue, Dec. 3, 1966)

INFORMATION

2020-21 Record: 15-7  
 Home/Away/Neutral: 10-2/3-3/2-2  
 Conference Record: 9-4  
 Home/Away: 6-1/3-3  
 Conference Finish: 3rd  
 Conference Tournament: Lost in quarterfinals  
 Starters Returning/Lost: 3/2  
 Letterwinners Returning/Lost: 7/5  
 Newcomers: 6

Total seasons: 114  
 First season: 1908-09  
 All-Time Record: 1,509-1,253  
 All-Time ACC Record: 133-167  
 All-Time ACC Tournament Record: 10-17  
 ACC Championship Game Appearances: 0  
 NCAA Tournament Appearances (Last): 12 (2021)  
 All-Time NCAA Record: 8-12



MEDIA INFORMATION

CREDENTIALS

Outlets interested in obtaining credentials to cover Virginia Tech basketball home games must apply for credentials via: [media.hokiesports.com/credentials](http://media.hokiesports.com/credentials).

You may also email: [bcox90@vt.edu](mailto:bcox90@vt.edu).

All credentials for Virginia Tech home games this season will be issued on a single-game basis, and media seating is extremely limited.

INTERVIEW POLICY

During ACC play, Mike Young conducts weekly media press conferences, via Zoom. To request the Zoom link for a particular week, please email Brian Cox ([bcox90@vt.edu](mailto:bcox90@vt.edu)).

**Gamedays:** Coach Mike Young and requested players will be available to the media following a 10-minute cooling off period after the game. For home games, interviews of Coach Young and players will be conducted in-person in the Cassell Coliseum media center.

**Non-Gamedays:** All coach and player interview requests need to be arranged through the Virginia Tech Creative Communications Office - contact Brian Cox (c. 540-250-0624; e. [bcox90@vt.edu](mailto:bcox90@vt.edu)). Players and coaches should not be contacted directly under any circumstances.



2021-22 VIRGINIA TECH NUMERICAL ROSTER

No.	Name	Cl.	Pos.	Ht.	Wt.	Hometown	Previous School
0	Hunter Cattoor	Jr.	G	6-3	200	Orlando, Fla.	Bishop Moore
1	David N'Guessan	So.	F	6-9	205	De Lier, The Netherlands	Mt. Zion Prep
3	Sean Pedulla	Fr.	G	6-1	190	Edmond, Okla.	Edmond Memorial
4	Nahiem Alleyne	Jr.	G	6-4	195	Buford, Ga.	Mountain View
5	Storm Murphy	Gr.	G	6-0	185	Middleton, Wis.	Wofford
10	Camden Johnson	Fr.	G	6-1	175	Waxhaw, N.C.	Metrolina Christian Academy
11	Jalen Haynes	Fr.	F	6-8	250	Ft. Lauderdale, Fla.	Montverde Academy
13	Darius Maddox	So.	G	6-5	185	Bowie, Md.	Oak Hill Academy
14	Ben Varga	Fr.	G	5-10	170	Louisville, Ky.	St. Xavier
15	Lynn Kidd	So.	C	6-10	240	Gainesville, Fla.	Clemson
21	John Ojiako	Jr.	C	6-10	245	Lagos, Nigeria	Admiral Farragut (Fla.)
22	Keve Aluma	r-Sr.	F	6-9	235	Berlin, Md.	Wofford
25	Justyn Mutts	Gr.	F	6-7	230	Millville, N.J.	Delaware

COACHING & SUPPORT STAFF

**Head Coach:** Mike Young (Emory & Henry, 1986)  
**Record at VT:** 45-33 (3rd Year)  
**Overall Record:** 344-277 (20th Year)  
**Associate Head Coach:** Mike Jones (1st Year)  
**Assistant Coach:** Christian Webster (6th Year)  
**Assistant Coach:** Kevin Giltner (3rd Year)  
**Chief of Staff:** Stephanie Ballein (3rd Year)  
**Special Assistant for Recruiting:** Matt Olinger (3rd Year)  
**Director of Player Personnel:** Ryan Nadeau (4th Year)  
**Special Assistant to the Head Coach:** Ace Custis (3rd Year)  
**Strength & Conditioning:** David Jackson (14th Year)  
**Athletic Trainer:** Hisham Ziyout (3rd Year)

PRONUNCIATION GUIDE

Hunter Cattoor	cuh-TOUR
David N'Guessan	GUH-sahn
Sean Pedulla	puh-DOOL-uh
Nahiem Alleyne	nah-HEEM ah-LEAN
Jalen Haynes	JAY-lin HAY-nes
Ben Varga	VAR-guh
John Ojiako	oh-GEE-ah-koh
Keve Aluma	kev-AYE ah-LOU-muh
Justyn Mutts	JUST-in

ROSTER BY CLASS

Freshmen (4)	Sophomores (3)	Juniors (3)	Seniors (3)
Jalen Haynes	Lynn Kidd	Nahiem Alleyne	Keve Aluma*
Camden Johnson	Darius Maddox	Hunter Cattoor	Storm Murphy^
Sean Pedulla	David N'Guessan	John Ojiako	Justyn Mutts^
Ben Varga			

\* = Redshirt  
 ^ = Graduate Student

SOCIAL



BY THE NUMBERS

20

The 2021-22 season is the **20th** of Mike Young's head coaching career. He has logged a 344-277 (.554) career record as the head whistle.

2

Tech has ascended to **No. 2** in the country for 3-point field-goal percentage (.421). The Hokies have shot over 40 percent from three in five straight games.

1K

Justyn Mutts and Keve Aluma crossed the **1,000 career point plateau** in the Hokies' 81-66 victory over Georgia Tech. VT now has three 1,000-point scorers on its roster (Storm Murphy).

NOTEWORTHY

STORM REACHES 1.5K

- Storm Murphy eclipsed the 1,500-point plateau in the Hokies' 76-71 win at Pitt.
- He became the eighth active ACC player to reach the milestone.

Name	Team	Points
Jayden Gardner	Virginia	1,809
David Collins	Clemson	1,792
Brady Manek	North Carolina	1,787
Kameron McGusty	Miami	1,630
Buddy Boenheim	Syracuse	1,610
Michael Devoe	Georgia Tech	1,560
Charlie Moore	Miami	1,547
Storm Murphy	Virginia Tech	1,525

FIRST-HALF FRENZY

- Tech has led at halftime in each of the four games in its current win streak, including by double digits in its last three.
- On Monday night, the Hokies had seven players score in the first half, including four from deep.
- Pitt only scored 17 points in the first half, with 12 coming from Mouhamadou Gueye. That is the lowest tally of a Tech opponent in the first half all season.
- Keve Aluma ended the first half on a solo 7-0 run in the last 1:26, including a 3-pointer as time expired.
- The Hokies are shooting a remarkable 59.6 percent from the field and 61.4 percent from beyond the arc in the first half across the last four games.
- Tech connected on 18 of 24 field goals (75 percent) in the first half at Pitt. It was the Hokies' highest field-goal percentage in one half against an ACC opponent in program history. At one point, Tech connected on 13 straight field goals.

OWN THE BOARDS

- The Hokies have had plenty of success rebounding as of late, winning the rebound margin in three straight games and four of its last five. The lone game that Tech didn't have the advantage on the glass was at Florida State, where the Hokies couldn't seem to miss and had a record-setting shooting performance.
- Against Pitt on Monday, Tech had a plus-17 margin on the boards and didn't give up an offensive rebound to an individual player on Pitt, just a team offensive board with 20 seconds remaining.
- The last time a Virginia Tech opponent failed

to have an individual record an offensive rebound was on March 10, 2007, when NC State had zero.

DIME DROPPERS

- Virginia Tech tied its season high for total assists with 20 against Pitt. The team also had 20 against Miami at home on Jan. 26.
- Sean Pedulla had a career-high seven assists on Monday, including five in the first half that broke his previous personal best of four.

KEVE AT HOME

- Through six ACC games played inside Cassell Coliseum, Keve Aluma has led the Hokies in scoring in five of those contests.
- Aluma has had two 20-plus point performances (23 vs. Wake Forest, 24 vs. Georgia Tech) and is averaging 19 points and 6.5 rebounds at home in conference play, while shooting 57.5 percent from the field.

ALUMA, MUTTS MAKE HISTORY

- When Keve Aluma and Justyn Mutts both reached 1,000 career points in the same game (Feb. 2 vs. Georgia Tech), it marked the first time a pair of teammates accomplished that feat at the Division I level since Mississippi State's Aric Holman and Lamar Peters both hit 1,000 career points in the same game against Texas A&M on March 9, 2019.

PILLAR OF THE PROGRAM

- When asked about his assessment of Hunter Cattoor and the impact on the program, Coach Young responded, "Pretty damn good. Couldn't imagine life without him. He's a pillar of this program. He's one that we have built this program with. He may not pass the eye test at times, but you know what you're going to get. He's brilliant, just a smart basketball guy."

GET IT IN THE PAINT

- In Tech's two games against Notre Dame and NC State, the Hokies produced over 30 points in the paint, leading to two wins.
- When Tech scores 30 points in the paint, the team has an 8-2 record. The lone two losses were to Duke and North Carolina.

ON A ROLL

- Not many in the country have played better than Keve Aluma this season.

- The redshirt senior had scored double figures in 15 straight games entering the Florida State game on Jan. 29. He scored a season-low four points against the Seminoles.
- It was the longest double-digit scoring streak by a Hokie since Zach LeDay put together 23 straight during the 2016-17 season.

MUTTS-SEE TV

- Justyn Mutts is one of the most dynamic players on the Tech roster. That was on full display vs. the Irish where Mutts dialed up a season-high 24 points. It tied for the most points he's scored in a Tech uniform (3/11/21 vs. North Carolina).
- However, rewind to Wednesday when he finished the UVA game with two points on 1-2 shooting, that didn't sit well with Coach Young.
- The two met prior to Thursday's (1/13) practice where Young asked Mutts what he needed of his head coach and what he could do to get Mutts going. "He's a terrific passer and he becomes so set in that and making the right pass instead of [having the mindset of] lay your ears back and go play," Young offered.
- In other words, when Mutts is the aggressor and more assertive, good things happen.

DOUBLE-DOUBLE KEVE

- Keve Aluma leads the Hokies with four double-doubles this season.

Dbl-Dbl	Opponent	Points	Rebounds
1	vs. Memphis	14	11
2	at Maryland	17	12
3	at Duke	25	10
4	at NC State	10	11

- Aluma has reached double-figure scoring in 20 of Tech's 24 games and double-figure rebounding in four games.

BENCH PRODUCTION

- Through 24 games, the Hokies' reserves are averaging 15.8 points per game.
- Tech has gone over the 30-point threshold four times, with a season-high 36 points coming against Maine and Cornell.
- The Hokies only managed 21 points in their five ACC games before going off for 17 at NC State.
- Tech had a season-high 32 bench points vs.

- an ACC foe (at Florida State, 1/29/22). Sean Pedulla led the way with a season-high 20 points.
- During the current four-game win streak, the Hokies are averaging 22.3 points from the bench.

## DEGREES ON DEGREES

- Storm Murphy and Justyn Mutts are both in grad school at Virginia Tech.
- Murphy graduated from Wofford with a finance degree in May 2021 and is currently pursuing a graduate degree in leadership studies within the Agricultural and Life Sciences program at Virginia Tech.
- Mutts graduated with a psychology degree from Delaware and completed his master's degree at Tech in agricultural and life sciences with a concentration in education in May 2021. He's currently pursuing his second master's degree in educational psychology.
- Keve Aluma earned his first undergraduate degree in human development from Virginia Tech in May 2021 and is currently working on his second undergraduate degree in sociology.

## PUT THE CLAMPS ON 'EM

- Through the first five games of the season, the Hokies held each of their opponents below 60 points. Their 62.65 scoring defense average ranks second in the ACC and 29th nationally.

Rank	School	Games Played	Points Allowed	Average
1	Virginia	24	1437	59.88
2	Virginia Tech	24	1488	62.00
3	Duke	23	1494	64.96
4	Notre Dame	24	1564	65.17
5	Boston College	22	1458	66.27

- In addition to their scoring defense, the Hokies rank seventh in the ACC in field-goal percentage defense (.425).
- Tech held its first six opponents of the season below 40 percent shooting before Xavier shot 47.8 percent against the Hokies on Nov. 26.

## OWNING THE ARC

- The 3-point line has been under new management 24 games into the 2021-22 season. Tech has owned the offensive side of the arc, ranking first in 3FG% (.421) among ACC programs and first in 3-pointers made per game (9.4).

## WINNING THE TURNOVER BATTLE

- Through 24 games this season, Tech has won the turnover battle 15 times, posting a 10-5 record.
- The Hokies rank sixth in the ACC and 45th nationally in turnovers per game (11.2).

## TECH SIGNS NO. 26 CLASS IN THE COUNTRY

- Coach Young announced the signing of three standout recruits during the early signing period, which began on Nov. 10. The Hokies are set to welcome MJ Collins (Rock Hill, S.C.), Patrick Wessler (Matthews, N.C.) and Rodney Rice (Clinton, Md.) to Blacksburg next summer as part of Tech's 26th-ranked recruiting class according to 247Sports.



## STANDINGS

TEAM	OVERALL	ACC	PCT
1. Notre Dame	17-7	10-3	.708
2. Duke	19-4	9-3	.826
3. Wake Forest	20-5	10-4	.800
4. Miami	17-7	9-4	.708
North Carolina	17-7	9-4	.708
6. Virginia	15-9	9-5	.625
7. Syracuse	13-11	7-6	.542
8. <b>Virginia Tech</b>	<b>14-10</b>	<b>6-7</b>	<b>.583</b>
9. Florida State	13-10	6-7	.565
10. Louisville	11-13	5-9	.458
11. Clemson	12-11	4-8	.522
12. Boston College	9-13	4-8	.409
13. Pitt	9-16	4-10	.360
14. Georgia Tech	10-13	3-9	.435
15. NC State	10-15	3-11	.400

## PREDICTED ORDER OF FINISH

TEAM (FIRST-PLACE VOTES)	POINTS
1. Duke (47)	1132
2. Florida State (14)	1034
3. North Carolina (5)	1001
4. Virginia (9)	949
5. <b>Virginia Tech (5)</b>	<b>857</b>
6. Louisville (1)	791
7. Syracuse	781
8. Notre Dame	599
9. NC State	555
10. Georgia Tech	524
11. Clemson	430
12. Miami	428
13. Wake Forest	274
14. Pitt	253
15. Boston College	112

## PRESEASON ALL-ACC TEAM

### First Team

Buddy Boenheim, Syracuse  
**Keve Aluma, Virginia Tech**  
 Paolo Banchemo, Duke  
 Armando Bacot, North Carolina  
 Isaiah Wong, Miami (Fla.)

### Second Team

Michael Devoe, Georgia Tech  
 Kihei Clark, Virginia  
 Prentiss Hubb, Notre Dame  
 Mark Williams, Duke  
 Wendell Moore Jr., Duke  
 Malik Williams, Louisville  
 Caleb Love, North Carolina

## PRESEASON ACC PLAYER OF THE YEAR

Paolo Banchemo, Duke

## PRESEASON ACC FRESHMAN OF THE YEAR

Paolo Banchemo, Duke



## REUNITED IN BLACKSBURG

- Keve Aluma, Storm Murphy and Coach Young spent two seasons (2017-19) together at Wofford, highlighted by their 2018-19 season that included a first-round win (84-68) over Seton Hall in the 2019 NCAA Tournament.
- Upon Aluma's and Young's departure from Wofford, Murphy stuck around in Spartanburg, South Carolina, guiding the Terriers to a 34-25 record.
- While together at Wofford, the trio combined for a 51-18 (.739) mark.

## WHO IS THIS GUY?

- Keve Aluma only attempted one 3-pointer in his two seasons at Wofford. In Coach Young's words, "it wasn't even close."
- Fast forward two seasons and Aluma has become a post player with range from beyond the arc. He attempted 57 threes in his Hokie debut in 2020-21, knocking down 20 of them for a 35.1 percent clip.
- After going 2-16 through Tech's first eight games this season, Aluma knocked down four of his seven attempts from long range vs. Wake Forest.

## JUSTYN TIME

- Coach Young has gone on record saying, "Justyn Mutts was probably the key to our year last year."
- The Delaware transfer was the Hokies' fourth-leading scorer from last season (9.5) and second-leading rebounder (6.4).
- From Dec. 29, 2020 through the end of the season, Mutts scored at least nine points in 11 of Tech's 14 games. The Millville, New Jersey native twice broke the 20-point plateau - at Miami (Fla.) (22) and vs. North Carolina (24) - during that stretch.

## LOGGING THE MINUTES

- Storm Murphy logged 3,723 minutes in his career entering this season, which is the 16th-most of anyone in the country returning for 2021-22.
- He ranked ninth in that category among point guards.

Rk	Name	School	Minutes
1	Jacob Gilyard	Richmond	4,372
2	Jordan Bohannon	Iowa	4,304
3	Jahlil Jenkins	Stony Brook	4,287
4	Marreon Jackson	Arizona State	4,158
5	Jarrold West	Louisville	4,096
6	Holland Woods	Grand Canyon	3,973
7	Pinky Wiley	Hampton	3,917
8	Kevin Johnson	UIC	3,793
9	Storm Murphy	Virginia Tech	3,723
10	Geo Baker	Rutgers	3,686

## GOOD THINGS COME IN THREES

- Tech has three fifth-year seniors on its roster in Keve Aluma, Storm Murphy and Justyn Mutts.

- They have combined for 10,115 minutes played, 371 games played and 3,578 points scored.

## ALUMA-NATING

- After sitting out the 2019-20 season due to NCAA transfer policy, Keve Aluma bursted onto the scene in Blacksburg.
- He has steadily expanded his game to the point where he led the Hokies in multiple categories last season.

Stat	Total	Team Rank
Games Started	22	T1st
Field Goals Made	118	1st
Free Throws Made	78	1st
Points	334	1st
Rebounds	174	1st
Blocks	29	1st
Minutes	674	1st

## IT'S IN THE NAME

- Storm Murphy's first name comes from his Mom's maiden name - Storm, in addition to being born in January during a snowstorm in Wisconsin.

## TRACKING THE TREY

- Coach Young's last four teams at Wofford all finished inside the top 10, nationally, in 3-point field-goal percentage.
- With the additions of Storm Murphy and Sean Pedulla, Tech will look to make a big jump in this category in 2021-22.

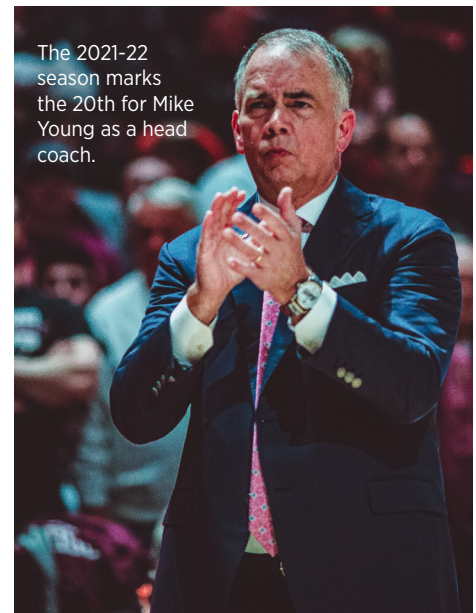
Season	School	3FG%	Rank
2021-22	Virginia Tech	42.1	2nd
2020-21	Virginia Tech	35.4	95th
2019-20	Virginia Tech	35.2	81st
2018-19	Wofford	41.4	2nd
2017-18	Wofford	41.3	5th
2016-17	Wofford	40.3	7th
2015-16	Wofford	40.8	8th

## BOLD PREDICTION

- During the Oct. 26 airing of "Nothing But Net," basketball analyst Luke Hancock picked Virginia Tech as his bold prediction to win the ACC regular season championship.
- Hancock cited bringing back a ton of veterans, including Keve Aluma, who he believes will make a run at ACC Player of the Year.

## ELITE CHARGE TAKER CATTOOR

- Junior guard Hunter Cattoor drew a charge at North Carolina, running his season total to 11 charges drawn for the season. ~ h/t David Cunningham



The 2021-22 season marks the 20th for Mike Young as a head coach.

## SPECIALTY STAT TRACKER

Opponent	Off TOs	Paint	2nd Chance	FB	Bench
Maine	22	42	8	2	36
at Navy	19	36	9	6	10
Radford	12	26	6	1	18
St. Francis (Pa.)	10	40	17	7	34
Merrimack	16	24	10	4	23
vs. Memphis	3	20	7	9	5
vs. Xavier	21	24	3	4	10
at Maryland	12	20	15	3	9
Wake Forest	10	28	6	4	7
Cornell	18	40	13	7	36
at Dayton	19	26	12	7	11
vs. St. Bonaventure	16	26	13	3	24
at Duke	13	36	8	4	2
NC State	12	28	11	4	7
at Virginia	3	20	2	3	2
Notre Dame	9	32	6	0	3
at NC State	11	34	13	7	17
at Boston College	11	26	4	2	8
at North Carolina	7	36	10	2	6
Miami	8	20	8	3	23
at Florida State	16	20	7	0	32
Georgia Tech	14	36	9	10	16
at Pittsburgh	17	20	9	2	17
Pittsburgh	9	30	6	4	24

Syracuse  
Virginia  
North Carolina  
at Georgia Tech  
at Miami  
Louisville  
at Clemson  
ACC Tournament

Total +/-	+9	+46	+27	-65	-23
Season Highs	22	42	17	10	36

## FAST BREAK

Tech has registered **two** wins over Top-5 programs under head coach Mike Young - most recently an 81-73 win over No. 3 Villanova on Nov. 28, 2020.

## THE OPPONENT

### SCOUTING THE ORANGE



### STAT LEADERS

Scoring	G-GS	Pts.	PPG
Buddy Boeheim	24-24	458	19.1
Joseph Girard III	24-24	326	13.6

Rebounding	G-GS	Rebs.	RPG
Cole Swider	24-24	164	6.8
Jesse Edwards	24-24	156	6.5

Assists	G-GS	Asts.	APG
Joseph Girard III	24-24	107	4.5
Buddy Boeheim	24-24	82	3.4

Blocks	G-GS	Blks.	BPG
Jesse Edwards	24-24	67	2.8
Cole Swider	24-24	9	0.4

Steals	G-GS	Stls.	SPG
Joseph Girard III	24-24	41	1.7
Buddy Boeheim	24-24	31	1.3

### ABOUT SYRACUSE

- Similar to Virginia Tech, Syracuse enters Saturday's contest on a four-game win streak after nursing a tame start to ACC play. The Orange have shot the ball well in their most recent run, shooting above 50 percent from the field and beyond the arc in three of the last four games.
- Senior Buddy Boeheim is the ACC's second-leading scorer, averaging 19.1 points per game, while leading the conference in minute played (37.6 per game).
- All of the Orange's starters are averaging more than 11 points over the last four games. Syracuse is one of two Division I programs that each of its starters is averaging double-digit scoring this season.
- Drawing more similarities to Virginia Tech, Syracuse has stuck with the same starting five for all 24 games this season and has an experienced bunch with a graduate student, two seniors and two juniors in the rotation.
- Syracuse is led by Hall of Fame head coach Jim Boeheim, a 44-year veteran to the head whistle gig. Among all active coaches, only Duke head coach Mike Krzyzewski has coached in more contests than Boeheim.
- The Orange have made the Big Dance on 34

occasions under Boeheim and have never had a losing season.

### TEAM COMPARISON

VT	Stat	CUSE
70.9	Points Per Game	78.2
62.0	Opponents Points Per Game	74.7
+8.9	Scoring Margin	+3.5
31.7	Rebounds Per Game	36.2
+1.7	Rebounding Margin	-0.5
.479	FG Percentage	.458
.425	FG Percentage Defense	.428
.421	3FG Percentage	.380
.324	3FG Percentage Defense	.340
9.4	3FG Made Per Game	8.9
.733	FT Percentage	.729
14.5	Assists Per Game	15.0
11.3	Turnovers Per Game	11.3

### LAST TIME VS. SYRACUSE

- Virginia Tech dropped its last contest with Syracuse, 78-60, inside the Carrier Dome on Jan. 23, 2021.
- Nahiem Alleyne was Tech's standout performer that day with 20 points. He scored 12 of the Hokies' first 13 points off 3-pointers.
- The Hokies, who entered the game ranked No. 16 in the AP poll, held a two-point lead with 3:21 remaining in the first half before the Orange put together an 11-3 run heading into the break and went into halftime with a 40-34 lead.
- In the second half, Syracuse put together an early 13-3 run to separate itself more from Virginia Tech.
- Keve Aluma had a rare poor performance in his All-ACC campaign, scoring a season-low two points.

### LAST TIME OUT

Pittsburgh (8-16, 3-10 ACC) -W- Virginia Tech (14-10, 6-7 ACC)		VT												
02/07/22 at Cassell Coliseum, Blacksburg, VA		02/07/22 at Cassell Coliseum, Blacksburg, VA												
Date: 02/07/22	Time: 7:00 PM	Score By Period	1 2 Total											
Attendance: 1,075	Referee: J. Sims	Blacksburg	11 30 41											
Site: Cassell Coliseum, Blacksburg, VA	TV: ACCN	Virginia Tech	35 30 65											
Referee: Pat Adams, Bill Cunningham, Jr., Roger Ayers														
<b>Pittsburgh 47</b>														
#	Player	GS	MIN	FG	3PT	FT	ORB-DRB	REB	PF	A	TO	BLK	STL	PTS
02	Coburn, Fern	*	29	5-8	2-3	4-4	0-1	1	3	4	2	1	2	15
15	Guo, Muhammad	*	37	5-8	5-7	0-0	0-4	4	1	0	3	4	1	15
03	Collins, Noah	*	19	1-3	0-0	0-1	0-5	5	2	0	0	0	0	2
11	Burke, Jeremiah	*	32	0-5	0-0	0-0	0-3	3	2	2	0	0	0	0
31	Enakuru, Oluwalabi	*	24	0-4	0-2	0-0	0-0	0	2	3	0	0	0	0
04	Jefferson, William		11	0-3	0-3	2-2	0-0	0	2	1	1	1	0	8
12	Horton, J'hael		20	1-4	1-4	1-2	0-2	2	0	1	0	0	0	4
23	Hodley, Jalen		21	1-4	0-1	0-0	0-3	3	2	0	0	0	0	2
05	Santana, Nate		2	0-1	0-0	0-0	0-0	0	0	0	0	0	0	0
10	Traylor, Jalen		0	0-0	0-0	0-0	0-0	0	0	0	0	0	0	0
10	TEAM			10-30	4-10	1-2	1-15	13	14	11	11	4	3	47
<b>Virginia Tech 74</b>														
#	Player	GS	MIN	FG	3PT	FT	ORB-DRB	REB	PF	A	TO	BLK	STL	PTS
22	Alleyne, Nahiem	*	22	7-10	2-3	2-2	3-4	6	2	0	2	0	1	18
00	Cattoor, Hunter	*	30	5-8	2-4	0-1	1-5	6	0	3	0	1	2	12
04	Alleyne, Nahiem	*	27	4-8	3-5	0-0	0-1	1	2	2	0	0	0	11
05	Reedley, Steven	*	19	2-8	0-4	0-0	1-0	1	1	1	1	0	1	6
25	Mullis, Justin	*	22	1-4	0-0	1-2	3-6	9	1	0	2	0	1	3
01	McGuinnis, David		26	4-6	0-1	0-0	1-4	7	1	3	1	0	1	8
03	Ndukula, Sean		21	2-6	2-5	0-1	0-3	3	2	2	0	0	0	6
13	Mohamud, Danis		19	2-3	2-3	0-0	0-0	0	2	1	0	0	0	6
21	Orlando, John		7	2-2	0-0	0-0	0-0	0	0	0	0	0	0	4
14	Varga, Ben		3	0-0	0-0	0-0	0-0	0	0	1	0	0	0	0
11	Hopson, Jason		2	0-0	0-0	0-0	0-1	1	0	0	0	0	0	0
10	Johnson, Camden		1	0-0	0-0	0-0	0-1	1	0	0	0	0	0	0
15	Hall, Lynn		1	0-0	0-0	0-0	0-0	0	0	0	0	0	0	0
10	TEAM			0-0	0-0	0-0	1-0	0	0	1	0	0	0	0
10	TEAM			20-35	13-27	3-6	1-18	36	12	20	9	1	6	74
<b>Team Summary</b>														
First Half	13-27	45.15%	6-11	54.55%	3-5	60.00%								
Second Half	16-28	57.14%	7-16	43.75%	0-1	0.00%								
<b>Total</b>	<b>29-55</b>	<b>52.73%</b>	<b>13-27</b>	<b>48.1%</b>	<b>3-6</b>	<b>50.0%</b>								
<b>Technical Fouls: none</b>														
<b>Second Chance Points: 0</b>														
<b>Score Tied: 1 time(s)</b>														
<b>Points in the Paint: 10</b>														
<b>Fast Break Points: 0</b>														
<b>Lead Changed: 1 time(s)</b>														
<b>Points off Turnovers: 12</b>														
<b>Bench Points: 14</b>														
<b>Largest Lead: 0</b>														

### 2021-22 HONORS WATCH



**Keve Aluma**  
Naismith Memorial Basketball Hall of Fame  
• Karl Malone Award Watch List

ACC Preseason Voting  
• First-Team All-ACC

The Athletic  
• College Basketball's Top-20 Bigs - No. 18

ESPN  
• MBB Top-25 Players for 2021-22 - No. 19

Lute Olson Award  
• Lute Olson Award Preseason Watch List  
• Lute Olson Award Mid-Season Watch List

Wooden Award  
• Wooden Award Preseason Watch List

Nahiem Alleyne  
NIT Season Tip-Off  
• All-Tournament Team

Hunter Cattoor  
Basketball Hall of Fame Shootout  
• Most Valuable Player



Hunter Cattoor was named MVP of the Basketball Hall of Fame Shootout vs. St. Bonaventure after delivering a career-high 21 points on 6-of-7 shooting.

## THIS IS HOME

- Shout-out to David Cunningham of Tech Sideline for the below excerpt from an interview he had with Justyn Mutts.



## MOMENTUM ON OUR SIDE

- With its third-place finish in the regular-season standings in 2020-21, Tech has finished in the top five of the ACC two of the last three seasons.
- Placing third tied for the highest ACC finish in school history as the Hokies tied for third in 2006-07 and 2009-10.
- If Tech can post a top-five ACC finish this season, it would mark the third time in four years accomplishing that feat.

Season	Head Coach	Record (Conf.)	Finish
2018-19	Buzz Williams	26-9 (12-6)	5th
2019-20	Mike Young	16-16 (7-13)	T10th
2020-21	Mike Young	15-7 (9-4)	3rd
2021-22	Mike Young	14-10 (6-7)	-

- The Hokies charted five top-five ACC finishes in seven years from 2004-05 to 2011-12.

## HOKIES IN PRIMETIME

- If you're a night owl, then the Hokies' 2021-22 schedule will be right up your ally.
- Tech is set to appear in at least 11 games this season with an official start time of 8 p.m. or later. Seven of those games will tip at 9 p.m. or later.

## PROGRAM WIN NO. 1,500

- Virginia Tech earned its 1,500th program win Nov. 21 vs. Merrimack, becoming the 90th men's basketball program in Division I history to achieve the mark.
- Tech joined ACC counterparts North Carolina, Duke, Syracuse, Notre Dame, NC State, Louisville, Virginia, Pitt and Wake Forest as the 10 conference programs that have reached the milestone.

## NATIONAL POLLS

### ASSOCIATED PRESS POLL

Updated: Feb. 6

Rank	School	Record	Points
1	Auburn (48)	22-1	1506
2	Gonzaga (13)	19-2	1477
3	Purdue	20-3	1329
4	Arizona	19-2	1300
5	Kentucky	19-4	1288
6	Houston	20-2	1205
7	Duke	19-3	1179
8	Kansas	19-3	1173
9	Texas Tech	18-5	947
10	Baylor	19-4	921
11	Providence	20-2	899
12	UCLA	16-4	881
13	Illinois	17-5	818
14	Wisconsin	18-4	706
15	Villanova	17-6	634
16	Ohio State	14-5	628
17	Michigan State	17-5	536
18	Marquette	16-7	522
19	Tennessee	16-6	377
20	Texas	17-6	294
21	USC	19-4	278
22	Saint Mary's	19-4	185
23	Murray State	22-2	178
24	UConn	15-6	118
25	Xavier	16-6	91

**Receiving Votes:** Wyoming 82, Arkansas 74, Iowa State 48, Davidson 35, Boise State 22, Wake Forest 21, Alabama 18, Loyola Chicago 13, LSU 11, Indiana 11, Iowa 7, Oregon 5, San Francisco 3, Notre Dame 3, Ohio 2

**Dropped from Rankings:** Iowa State 20, LSU 25

### USA TODAY COACHES' POLL

Updated: Feb. 6

Rank	School	Record	Points
1	Gonzaga (18)	19-2	786
2	Auburn (14)	22-1	782
3	Purdue	20-3	698
4	Kentucky	19-4	682
5	Arizona	19-2	666
6	Duke	19-3	649
7	Houston	20-2	605
8	Kansas	19-3	602
9	Texas Tech	18-5	481
10	Baylor	19-4	478
11	Providence	20-2	477
12	UCLA	16-4	424
13	Illinois	17-5	411
14	Wisconsin	18-4	389
15	Villanova	17-6	368
16	Ohio State	14-5	308
17	Michigan State	17-5	280
18	Tennessee	16-6	231
19	Marquette	16-7	193
20	Texas	17-6	157
21	USC	19-4	148
22	Saint Mary's	19-4	89
23	UConn	15-6	85
24	Murray State	22-2	68
25	Wake Forest	19-5	51

**Receiving Votes:** Wyoming 44, Xavier 35, Iowa State 34, Alabama 28, Arkansas 27, Davidson 24, Boise State 21, Loyola Chicago 15, Colorado State 15, Notre Dame 10, Miami 9, Oregon 7, New Mexico State 5, TCU 4, LSU 4, San Francisco 3, Indiana 3, SMU 2, Seton Hall 2

**Dropped from Rankings:** Iowa State 22, Xavier 23, LSU 25

### TRACKING TECH

	AP	Coaches
Preseason	RV	RV
11/15	RV	-
11/22	RV	RV
11/29	RV	-
12/6	-	-
12/13	-	-
12/20	RV	-
12/27	-	-
1/3	-	-
1/10	-	-
1/17	-	-
1/24	-	-
1/31	-	-
2/7	-	-
2/14	-	-
2/21	-	-
2/28	-	-
3/7	-	-
3/14	-	-
Final	-	-

**Ratings Tracker** (through Feb. 9)

ESPN.com BPI	21
KenPom.com	35
NCAA NET Rankings	43
Sagarin	37

**Virginia Tech's "Best" NET Wins:**

63 - Notre Dame  
93 - Florida State  
101 - St. Bonaventure



**NOTEWORTHY**

**STORM WARNING**

- Grad student Storm Murphy takes over the reins at point guard following the graduation of Wabissa Bede.
- The Wofford transfer averaged 17.8 points, 3.3 rebounds and 4.3 assists last season. He was one of only 11 players to average that stat line or better nationally.
- Murphy tallied double figures in 21 of 24 contests, including 10 20-point performances, and dished over five assists on eight occasions.
- He concluded his Wofford career with 1,315 points to finish 24th on the program's all-time scoring list.
- The First-Team All-SoCon selection will provide a scoring threat from outside, as he shot 40 percent from three last season.
- Murphy knocked down 70 3-pointers a year ago. In comparison, Bede connected on 12 with a 24.5 percent clip.

**DANCIN' IN YEAR TWO**

- In previous seasons in Virginia Tech history, the fastest head coach to make the NCAA Tournament was in Year Three. Those Hokies were Howie Shannon, Charlie Moir and Buzz Williams.
- Therefore, with Mike Young doing so in Year Two, he became the fastest Tech coach to make The Dance.

**HOKIE CENSUS**

- Tech has 13 players on the squad who represent eight states and two international countries (Netherlands, Nigeria).
- Florida leads the way with three players – Hunter Cattoor, Lynn Kidd and Jalen Haynes – while Maryland has two players – Keve Aluma and Darius Maddox.

**BOUNCEBACK MENTALITY**

- Tech doesn't lose back-to-back games as it did against Memphis and Xavier, often.
- Young and the Hokies were 5-1 last season after a loss with their lone back-to-back losing skid coming at the end of the season to North Carolina in the ACC Tournament and Florida in the NCAA Tournament.
- In 2019-20, Young had five wins following a loss.

**50 SPOT**

- Tech shot over 50 percent in a game five times during the 2020-21 season - going 5-0.
- Since Young got to Blacksburg, the Hokies are 20-2 in contests shooting 50 percent or greater - only losses: vs. BYU (11/27/19) and vs. Miami (1/26/22).
- Since the 2010-11 season, Tech is 91-13 when shooting 50 percent or better.

**LEADING AT THE BREAK**

- Over the last two seasons, Tech is 25-5 when leading at halftime, with two of the losses coming against North Carolina and Florida to end the 2020-21 season.
- The Hokies are 38-9 in the Mike Young era when up at half.

**GREEN-LIGHTED FROM THREE**

- With the potential lineup of Storm Murphy, Hunter Cattoor, Nahiem Alleyne, Justyn Mutts and Keve Aluma, all five of those players have the green light from distance.
- The last team Coach Young had with this type of threat from deep was his 2018-19 Wofford squad, which ranked second nationally in 3-point accuracy (41.4). The Terriers finished 30-5 that season, including an unbeaten mark in SoCon action, and reached the second round of the 2019 NCAA

Tournament.

**RANKED WINS BECOMIN' COMMON**

- Tech had four ranked wins last season, tying the most-ever in school history (set 2017-18).

**REACH OUR POTENTIAL**

- When asked how he'd define success for this season, Coach Young expressed he wanted the Hokies to reach their potential.
- "That will be a real success for me," he said, "And I'll get back to the mountains of North Carolina this spring and fish with a big smile on my face."

**ACC POY CONVERSATION**


- Keve Aluma is undoubtedly in the conversation for ACC Player of the Year heading into the 2021-22 season.
- The 6-foot-9 forward was a Second-Team All-ACC pick last season, four points behind Virginia's Sam Hauser for the final spot on the first team.
- With the entire All-ACC first team gone, Aluma is the leading returning point getter from the all-conference voting a year ago.

Finish	Player	School
6th	Keve Aluma	Virginia Tech
12th	Isaiah Wong	Miami
14th	Prentiss Hubb	Notre Dame
15th	Armando Bacot	North Carolina

**PREGAME VIBES**

- Curious what Mike Young may listen to in the locker room pregame? During the Dec. 7 airing of Packer and Durham, Young pointed out he and David Jackson (Tech's strength and conditioning coach) listen to Pearl Jam, Bruce Springsteen and Rolling Stones prior to the team returning to the locker room.





CASSELL COLISEUM - RENDERING OF PROPOSED \$75 MILLION-PLUS RENOVATION OF VIRGINIA TECH'S HOME VENUE

**REACH FOR EXCELLENCE**


- Virginia Tech announced on April 20, 2021 a \$400 million fundraising campaign to propel Hokie sports to the forefront of the Atlantic Coast Conference, prepare generations of student-athletes for success in life, and raise the university's profile nationwide.
- The campaign will leverage the momentum of recent successes on the field and in fundraising, such as adding about 10,000 more Hokie Club members in the past five years and opening the Student-Athlete Performance Center, thanks to a record gift. Still, leaders acknowledged that the athletics enterprise needs an infusion of revenue in order to compete at the top of the ACC.
- The budget increase will support athletics in three primary areas: facilities, coaching, and the student-athlete experience.



- The Reach for Excellence campaign has five main pillars, which are:
  - A football enhancement fund to build a program that consistently competes at the top of the ACC, by allotting \$30 million over time for recruiting, assistant coaches' salaries, quality-control coaches, player development, and capital needs.
  - Renovations to improve Cassell Coliseum, with at least \$50 million to be raised privately.
  - The Drive for 25 initiative to increase Hokie Club membership to 25,000 and raise \$20 million annually for student-

athlete scholarships.

- Striving for comprehensive excellence for all sports by providing operating expenses, facility improvements, nutritional and strength and conditioning programs, and more.
- Increasing the number of student-athlete scholarship endowments to expand capacity to support students and broaden reach in recruiting.
- When it's filled with nearly 10,000 fans cheering the Hokies to victory in the last seconds of a basketball game, Cassell Coliseum is an amazing sight. But when it's empty, the home of Virginia Tech basketball, volleyball, and wrestling shows its age. Built in the early 1960s, the Coliseum is due for an extensive renovation.
- Plans call for a completely redesigned experience, including:
  - A new glass entrance along Washington Street
  - Extended concourse areas along both sides to allow fans easier access to different sections of the coliseum
  - The addition of high-end premium seating areas, including club seating and luxury suites on both sides
- This much-needed \$75 million-plus project, helped by at least \$50 million in private support, would create one of the best home venues in the ACC.



**“HOKIE TRACKS”**



**COMMENTS THAT LEFT AN IMPRESSION**

“This team isn't getting the same amount of attention as other teams in the ACC, but it's likely going to start three fifth-year seniors and two juniors. That type of experience can't be understated.”

- **Jon Rothstein, College Hoops Today**

“Keep an eye baby on the Hokies.”

- **Dick Vitale, ESPN**

“Just so good to have him here. He affects a lot of things. He affects the energy of practice, he affects the winning culture and he's been a part of a lot of winning. I've so thoroughly enjoyed coaching him for his first two years. He's a star. You'll see him coming here in a second and he'll look like your paper boy [...].”

- **Mike Young on Storm Murphy**

“He has as high a basketball IQ as I've been around in 36 years. He's a dynamic athlete. He came to us as a good basketball player, but he's grown by leaps and bounds through his game, his ability to shoot, his ability to make plays off the bounce. [...] Justyn Mutts was probably the key to our year last year. As good as Keve was, as good as Wabissa Bede was. Justyn Mutts is a difference maker.”

- **Mike Young on Justyn Mutts**

## 2021-22 RANKING SUMMARY

Statistic	National Conference		Value National Leader	Value Conference Leader	Value
	Rank	Rank			
3-pt Field Goal Attempts (350 ranked)	129	6	535 Eastern Ky.	853 Louisville	615
Assist Turnover Ratio (350 ranked)	49	6	1.29 Iowa	1.82 Duke	1.62
Assists Per Game (350 ranked)	89	6	14.5 Arizona	20.1 Duke	17.5
Blocked Shots Per Game (350 ranked)	180	11	3.1 Auburn	8.2 Duke	5.6
Defensive Rebounds per Game (350 ranked)	308	13	23.25 Gonzaga	32.52 North Carolina	29.42
Fewest Fouls (350 ranked)	92	5	351 New Hampshire	275 Notre Dame	308
Fewest Turnovers (350 ranked)	90	7	270 New Hampshire	183 Miami (FL)	234
Field-Goal Percentage (350 ranked)	25	3	47.9 Gonzaga	53.6 Wake Forest	48.9
Field-Goal Percentage Defense (350 ranked)	159	7	42.5 Houston	36.5 Wake Forest	40.0
Free Throw Attempts (350 ranked)	329	15	296 Arkansas	554 Pittsburgh	535
Free Throws Made (350 ranked)	318	15	217 Arkansas	411 Pittsburgh	367
Free-Throw Percentage (350 ranked)	112	5	73.3 Villanova	83.3 North Carolina	75.7
Offensive Rebounds Per Game (350 ranked)	290	13	8.42 South Carolina St.	15.35 NC State	12.20
Personal Fouls Per Game (350 ranked)	43	5	14.6 Western Ky.	12.0 Notre Dame	12.8
Rebound Margin (350 ranked)	156	7	1.6 Purdue	11.3 North Carolina	7.6
Scoring Defense (350 ranked)	22	2	62.0 Texas	55.8 Virginia	59.9
Scoring Margin (350 ranked)	55	3	8.9 Gonzaga	25.6 Duke	15.2
Scoring Offense (350 ranked)	186	9	70.9 Gonzaga	90.9 Duke	80.2
Steals Per Game (350 ranked)	308	14	5.1 Abilene Christian	11.2 Florida St.	9.3
Three Pt FG Defense (350 ranked)	135	5	32.5 UC Irvine	25.8 Duke	29.7
Three-Point Field Goals Per Game (350 ranked)	25	1	9.4 Oral Roberts	12.4 Virginia Tech	9.4
Three-Point Field-Goal Percentage (350 ranked)	2	1	42.1 South Dakota St.	44.5 Virginia Tech	42.1
Total 3-point FGM (350 ranked)	23	1	225 Furman	316 Virginia Tech	225
Total Assists (350 ranked)	68	5	347 Belmont	481 Duke	403
Total Blocks (350 ranked)	162	10	74 Auburn	197 Duke	128
Total Rebounds (350 ranked)	260	13	760 Western Caro.	1,011 North Carolina	962
Total Rebounds Per Game (350 ranked)	326	13	31.67 Arizona	43.82 North Carolina	40.08
Total Steals (350 ranked)	287	14	122 Eastern Ky.	269 Florida St.	213
Turnover Margin (350 ranked)	121	7	1.0 Abilene Christian	9.2 Miami (FL)	4.0
Turnovers Forced (350 ranked)	234	7	12.25 Abilene Christian	21.91 Florida St.	15.65
Turnovers Per Game (350 ranked)	45	6	11.2 Wisconsin	8.3 Miami (FL)	9.8
Won-Lost Percentage (350 ranked)	148	7	58.3 Auburn Murray St.	91.7 Duke 91.7	82.6

## GAMES STARTED

	Streak	21-22	Career	ACC
Hunter Cattoor	24	24	29	16
David N'Guessan	-	-	-	-
Sean Pedulla	-	-	-	-
Nahiem Alleyne	44	24	72	41
Storm Murphy	107*	24	144	13
Camden Johnson	-	-	-	-
Jalen Haynes	-	-	-	-
Darius Maddox	-	-	-	-
Ben Varga	-	-	-	-
Lynn Kidd	-	-	-	-
John Ojiako	-	-	2	2
Keve Aluma	54^	24	82	26
Justyn Mutts	45	24	95	26

\* 83 games at Wofford  
^ 8 games at Wofford



## NON-CONFERENCE BREAKDOWN

Team	NET	Result
Maine	358	W, 82-47
at Navy	51	W, 77-57
Radford	249	W, 65-39
St. Francis (Pa.)	200	W, 85-55
Merrimack	243	W, 72-43
vs. #9/10 Memphis	65	L, 69-61
vs. #25/RV Xavier	30	L, 59-58
at Maryland	155	W, 62-58
Cornell	99	W, 93-60
at Dayton	95	L, 62-57
vs. St. Bonaventure	83	W, 86-49

Tech will play at least three times at Barclays Center this season.



Keve Aluma has notched a team-best 10 double-doubles over the last two seasons.

## SEASON BREAKDOWN

### TECH'S RECORD WHEN...

	2021-22
Overall	14-10
ACC	6-7
At home	8-3
On the road	5-5
At neutral sites	1-2
After a win	8-5
After a loss	5-5
In overtime	0-0
vs. ranked opponents	0-3
Winning the opening tip	11-4
Losing the opening tip	3-6
Decided by 1-4 points or OT	2-3
Decided by 5-10 points	2-5
Decided by 11-20 points	3-2
Decided by 21+ points	7-0
Leading at half	13-3
Tied at half	0-0
Trailing at half	1-7
VT shoots 50% or better	11-1
VT shoots 40-49.9%	2-7
VT shoots less than 40%	1-2
VT out-shoots opponent	13-2
Opp. out-shoots VT	1-8
Opp. shoots 40% or better	6-8
Opp. shoots less than 40%	8-2
VT out-rebounds opponent	11-1
Opp. out-rebounds VT	3-9
Rebounds are tied	0-0
VT has more FT attempts	8-4
Opp. has more FT attempts	5-6
VT makes more 3-pointers	12-5
Opp. makes more 3-pointers	2-4
VT wins turnover battle	10-5
Opp. wins turnover battle	4-5
Turnovers are tied	0-0
VT scores 100+	0-0
VT scores 90-99 points	1-0
VT scores 80-89 points	5-0
VT scores 70-79 points	5-1
VT scores 60-69 points	3-6
VT scores 50-59 points	0-3
VT scores < 50 points	0-0
Opp. scores > 99 points	0-0
Opp. scores 90-99 points	0-0
Opp. scores 80-89 points	0-1
Opp. scores 70-79 points	3-3
Opp. scores 60-69 points	2-4
Opp. scores 50-59 points	4-2
Opp. scores < 50 points	5-0
Playing on Monday	2-1
Playing on Tuesday	1-1
Playing on Wednesday	4-4
Playing on Thursday	1-0
Playing on Friday	2-1
Playing on Saturday	3-2
Playing on Sunday	1-1
In November	5-2
In December	3-3
In January	3-5
In February	3-0
In March	0-0
Playing during the day	3-3
Playing at night	11-7
Wearing White	5-3
Wearing Maroon	3-3
Wearing Orange	3-3
Wearing Gray	3-1

### STARTING LINEUPS

#### W/L

14-10      Murphy, Cattoor, Alleyne, Mutts, Aluma

#### Margin of Victory/Defeat

	1	2	3	4	5	6	7	8	9	10	11-19	20+
Wins	-	-	1	1	1	1	-	-	-	-	2	8
Losses	1	1	1	-	3	-	-	1	-	1	2	-

#### Most First Half Points

Virginia Tech      49 at Pitt (2/5/22)  
Opponents      40 vs. Notre Dame (1/15/22)

#### Most Second Half Points

Virginia Tech      51 vs. Saint Francis (11/18/21)  
Opponents      49 at Pitt (2/5/22)

#### Fewest First Half Points

Virginia Tech      22 at Dayton (12/12/21)  
Opponents      17, vs. Pitt (2/7/22)

#### Fewest Second Half Points

Virginia Tech      27 (3x), at Pitt (2/5/22)  
Opponents      21 vs. Radford (11/15/21)

#### Largest Halftime Lead

Virginia Tech      27 at Pitt (2/5/22)  
Opponents      8 (2x), vs. Notre Dame (1/15/22)

#### Largest Margin of Victory

Virginia Tech      37 vs. St. Bonaventure (12/17/21)  
Opponents      19 vs. Wake Forest (11/24/21)

### MISCELLANEOUS

#### How 1st Points Were Scored

Layup	4
3FG	13
Jumper	5
Dunk	-
Free Throw	2
Tip-in	-

#### Rebounds Leader

Nahiem Alleyne	1
Keve Aluma	7
Hunter Cattoor	2
Justyn Mutts	14
David N'Guessan	2

#### Blocks Leader

Keve Aluma	8
Hunter Cattoor	3
Darius Maddox	2
Justyn Mutts	10
David N'Guessan	8
John Ojiako	2

#### 15+ Rebounds

-	-
---	---

#### 20+ Rebounds

-	-
---	---

#### 5+ Assists

Keve Aluma	1
Hunter Cattoor	2
Storm Murphy	3
Justyn Mutts	3
Sean Pedulla	1

#### 10+ Assists

-	-
---	---

#### 5+ Steals

Justyn Mutts	1
--------------	---

#### 5+ Blocks

-	-
---	---

#### Double-Doubles

Keve Aluma	4
Justyn Mutts	1

#### Scored VT's 1st Points

Nahiem Alleyne	8
Keve Aluma	5
Hunter Cattoor	4
Storm Murphy	3
Justyn Mutts	4

#### Assists Leader

Nahiem Alleyne	4
Keve Aluma	3
Hunter Cattoor	5
Storm Murphy	10
Justyn Mutts	8
Sean Pedulla	3

#### 10+ Points

Nahiem Alleyne	12
Keve Aluma	20
Hunter Cattoor	13
Darius Maddox	3
Storm Murphy	9
Justyn Mutts	12
David N'Guessan	2
Sean Pedulla	2

#### 20+ Points

Nahiem Alleyne	2
Keve Aluma	6
Hunter Cattoor	2
Storm Murphy	1
Justyn Mutts	2
Sean Pedulla	1

#### First Off VT Bench

Darius Maddox	12
David N'Guessan	18
John Ojiako	5
Sean Pedulla	8

#### Steals Leader

Nahiem Alleyne	2
Keve Aluma	4
Hunter Cattoor	13
Darius Maddox	3
Storm Murphy	3
Justyn Mutts	10
David N'Guessan	3
Sean Pedulla	2

#### Points Leader

Nahiem Alleyne	3
Keve Aluma	14
Hunter Cattoor	4
Storm Murphy	3
Justyn Mutts	3
David N'Guessan	1

#### 30+ Points

-	-
---	---

#### 10+ Rebounds

Keve Aluma	4
Justyn Mutts	5


THE LAST TIME

LAST TIME VIRGINIA TECH...

Scored 100+ points and won	100-64, vs. Delaware State, 11/20/19
Scored 100+ points and lost	100-104 (2OT), vs. Maryland, 2/27/10
Played in OT	70-75 (OT), vs. Florida, 3/19/21
Played in consecutive OTs	82-77 (OT), vs. UAB, 11/28/15; 79-81 (OT), vs. Northwestern, 12/1/15
Played in 2OT	79-77 (2OT), vs. North Carolina, 1/22/20
Played in 3OT	95-102 (3OT), vs. Miami (Fla.), 1/19/20
Scored 100+ points	100-64, vs. Delaware State, 11/20/19
Scored 90-99 points	93-60, vs. Cornell, 12/8/21
Scored 80-89 points	81-66, vs. Georgia Tech, 2/2/22
Scored 70-79 points	74-47, vs. Pitt, 2/7/22
Scored 60-69 points	68-78, at North Carolina, 1/24/22
Scored 50-59 points	52-54, at Virginia, 1/12/22
Scored 40-49 points	47-24, at No. 23/22 NC State, 2/2/19
Scored 30-39 points	39-65, at No. 19/19 Virginia, 1/4/20
Scored 20-29 points	27-40, at McGuire Hospital, 2/2/46
Scored 10-19 points	16-45, at Virginia, 1/30/39
Scored less than 10 points	9-29, vs. North Carolina, 1/12/35
Allowed 100+ points	95-102 (3OT), vs. Miami (Fla.), 1/19/20
Allowed 90-99 points	77-90, vs. BYU, 11/27/19
Allowed 80-89 points	61-80, vs. Wake Forest, 12/4/21
Allowed 70-79 points	76-71, at Pitt, 2/5/22
Allowed 60-69 points	81-66, vs. Georgia Tech, 2/2/22
Allowed 50-59 points	62-59, at NC State, 1/19/22
Allowed 40-49 points	74-47, vs. Pitt, 2/7/22
Allowed 30-39 points	65-39, vs. Radford, 11/15/21
Allowed 20-29 points	47-24, at No. 23/22 NC State, 2/2/19
Allowed 10-19 points	60-19, vs. Lynchburg, 1/9/46
Allowed less than 10 points	28-9, vs. Hampden-Sydney, 1/17/23
Scored at least 60 points in a half	66, 2nd Half, vs. The Citadel, 11/12/17
Largest margin of victory	83 points, vs. Randolph-Macon (87-4), 1/10/1911
Largest margin of victory in ACC	38 points, vs. Wake Forest (84-46), 2/27/21
Defeated a ranked opponent on the road	47-24, at No. 23/22 NC State, 2/2/19
Defeated a ranked opponent at home	65-51, vs. No. 8/8 Virginia, 1/30/21
Defeated a ranked opponent on a neutral court	81-73 (OT), vs. No. 3/3 Villanova, 11/28/20
Defeated a defending national champion	65-51, vs. No. 8/8 Virginia, 1/30/21
Held opponent without a double-figure scorer	65-39, vs. Radford, 11/15/21
Failed to have a double-figure scorer	41-57, vs. Temple, 2/25/96
Had 6 or more players score in double figures	vs. Cornell, 12/8/21
Had 7 or more players score in double figures	vs. Cornell, 12/8/21
Did not make a 3FG	at Providence, 2/1/03
Opponent did not make a 3FG	at NC State, 2/10/10
Did not shoot a FT in the first half	vs. No. 3/3 Villanova, 11/28/20
Did not shoot a FT in the second half	vs. Virginia, 12/5/10
Opponent did not shoot a FT	vs. Merrimack, 11/21/21
Held an opponent under 10 points in a half	9 points, vs. Eastern Michigan (1H), 12/22/11
Held an opponent under 20 points in a half	17 points, vs. Pitt (1H), 2/7/22
Had double-figure blocked shots	10, 84-46, vs. Wake Forest, 2/27/21
Came back from a double-figure deficit to win	10 points, vs. Notre Dame, 1/15/22
Lost a double-digit lead	11 points, at Boston College, 1/22/22
Led by 20 or more points at halftime	27 points, at Pitt, 2/5/22
Had 20-29 assists in a game	20, vs. Pitt, 2/7/22
Had 30 or more assists	36, vs. The Citadel, 11/12/17
Held a team under 20 percent from the floor	16.7%, at No. 23/22 NC State, 2/2/19
Held a team under three made FGs in a half	2 FG, vs. Notre Dame, 1/10/21
Won an NCAA Tournament game	67-58, vs. Liberty, 3/24/19

WHAT'S A HOKIE?

The answer leads all the way back to 1896 when Virginia Agricultural and Mechanical College changed its name to Virginia Polytechnic Institute. With the change came the necessity for writing a new cheer and a contest for such a purpose was held by the student body.



Senior O.M. Stull won first prize for his "Hokie" yell which is still used today. Later, when asked if "Hokie" had any special meaning, Stull explained the word was solely the product of his imagination and was used only as an attention-getter for his yell. It soon became a nickname for all Tech teams and for those people loyal to Tech athletics.

The official university school colors - Chicago Maroon and Burnt Orange - also were introduced in 1896. The colors were chosen by a committee because they made a 'unique combination' not worn elsewhere at the time. The official definition of "Hokie" is "a loyal Virginia Tech Fan."



OUR NAME

When referring to our name, we ask that you use Virginia Tech, Hokies or Tech - and not 'Vah Tech.' Thank you!

## THE LAST TIME

### LAST TIME A VIRGINIA TECH PLAYER...

Recorded a double-double	Justyn Mutts (18 pts./10 rebs), at North Carolina, 1/24/22
Recorded a triple-double	Chris Clarke (13 pts./12 rebs./10 ast.), vs. The Citadel, 2/27/10
Two Tech players recorded double-doubles in same game	Keve Aluma (14 pts./12 rebs.) & Justyn Mutts (14 pts./11 rebs.), at Notre Dame, 1/27/21
Two Tech players recorded double-doubles in consecutive games	vs. North Carolina (ACC Tournament), 3/13/09; vs. Duquesne (NIT), 3/18/09
Had five or more steals	Justyn Mutts (5), at Pitt, 2/5/22
Had 10 or more assists in a game	Wabissa Bede (10), vs. Delaware State, 11/20/19
Had 20 or more rebounds in a game	Jeff Allen (21), vs. Longwood, 12/14/08
Two Tech players with double-figure rebounds	Justyn Mutts (12) & Keve Aluma (11), vs. No. 9/10 Memphis, 11/24/21
Two Tech players had five or more assists	Justyn Mutts (6) & Hunter Cattoor (5), vs. Maine, 11/9/21
Three Tech players had five or more assists	Chris Clarke (10), Justin Robinson (6) & Seth Allen (6), vs. The Citadel, 12/17/16
Four Tech players had five or more assists	Kerry Blackshear Jr. (8), Devin Wilson (7), Justin Robinson (7) & Chris Clarke (5), vs. The Citadel, 1/30/21
Three Tech players made five or more 3FG	Nahiem Alleyne (5), Jalen Cone (5) & Isaiah Wilkins (5), vs. Delaware State, 11/20/19
Eight or more Tech players made a 3FG	8 players, at Pitt, 2/5/22
Two Tech players scored 20 or more points	Hunter Cattoor (27) & Sean Pedulla (20), at Florida State, 1/29/22
Three Tech players scored 20 or more points	Nickeil Alexander-Walker (25), Ahmed Hill (23) & Justin Robinson (23), vs. No. 23/22 Purdue, 11/18/18
Two Tech players scored 20 or more points in consecutive games	Nickeil Alexander-Walker & Kerry Blackshear Jr., 11/10/17 & 11/12/17
Tech freshman scored 20 or more points in a game	Sean Pedulla (20), at Florida State, 1/29/22
Three Tech freshmen scored in double figures in a game	Hunter Cattoor (14), Jalen Cone (11) & Lander Nolley II (10), vs. North Carolina, 3/10/20
Four Tech freshmen scored in double figures in a game	Landers Nolley II (21), Tyrece Radford (21), Jalen Cone (15) & Nahiem Alleyne (10), at Wake Forest, 1/14/20
Tech player scored 30-39 points in a game	Keve Aluma (30), at Pittsburgh, 2/3/21
Tech player scored 40-49 points in a game	Dorenzo Hudson (41), vs. Seton Hall, 1/2/10
Tech player scored 50+ points in a game	Bimbo Coles (51), vs. Southern Miss, 2/6/88
Tech player had consecutive double-doubles	Keve Aluma, 1/27/21, 1/30/21, 2/3/21
Tech player had three consecutive double-doubles	Keve Aluma, 1/27/21, 1/30/21, 2/3/21
Tech freshman had consecutive double-doubles	Kerry Blackshear Jr., 12/13/15, 12/19/15
Tech allowed a triple-double	Dennis Smith Jr. (27 pts./11 rebs./11 ast.), at NC State, 1/4/17
Tech had a walk-on score double figures	Christian Beyer (13), vs. Alabama A&M, 12/14/14




### NAW IN YEAR 3

- Nickeil Alexander-Walker left his mark on Virginia Tech and is working on making a name for himself at the next level in the NBA.
- A first-round draft pick in 2019, the Toronto native played in 46 games last season for the New Orleans Pelicans, averaging 21.9 minutes per game and 11 points per game.
- It's been a roller coaster of a past few days for Nickeil, who was traded to Portland, but then was picked up by Utah less than one day later.

### J-ROB ENDS RUN WITH THE PISTONS

- Justin Robinson signed a 10-day contract with the Detroit Pistons on Dec. 28, 2021.
- The Manassas, Virginia native dropped in eight points on 3-of-7 shooting against the San Antonio Spurs on Jan. 1, 2022.
- He dialed up a season-high nine points on 3-of-9 shooting in a 140-111 loss at the Charlotte Hornets on Jan. 5.





# MIKE YOUNG

Head Coach | Third Season at Virginia Tech

2020-21 ACC Coach of the Year

## CAREER RECORDS

Overall Record	344-277
Conference Games	197-148
Non-Conference Games	147-129
Conference Tournament	20-14
NCAA Tournament	1-6
Overtime Games	19-16
One-Point Games	10-14
vs. AP Top 25	5-24

## VS. CURRENT ACC HEAD COACHES

Coach	All	VT	Wofford
Earl Grant	0-1	0-1	-
Brad Brownell	3-2	3-0	0-2
Mike Krzyzewski	1-5	1-3	0-2
Leonard Hamilton	1-1	1-1	-
Josh Pastner	2-3	1-2	1-1
Mike Pegues	-	-	-
Jim Larrañaga	3-4	2-3	1-1
Kevin Keatts	2-1	2-1	-
Hubert Davis	0-1	0-1	-
Mike Brey	3-2	3-1	0-1
Jeff Capel III	3-1	3-1	-
Jim Boeheim	1-2	1-2	-
Tony Bennett	1-4	1-3	0-1
Steve Forbes	8-4	2-1	6-3
<b>Total</b>	<b>28-31</b>	<b>20-20</b>	<b>8-11</b>

### vs. Coach Young

Earl Grant	1-0 at BC
Brad Brownell	2-3 at Clemson
Mike Krzyzewski	5-1 at Duke
Leonard Hamilton	1-1 at Florida State
Josh Pastner	3-2 at Georgia Tech
Mike Pegues	-
Jim Larrañaga	0-1 at GMU; 4-2 at Miami
Kevin Keatts	1-2 at NC State
Hubert Davis	1-0 at UNC
Mike Brey	2-3 at Notre Dame
Jeff Capel III	1-3 at Pitt
Jim Boeheim	2-1 at Syracuse
Tony Bennett	4-1 at UVA
Steve Forbes	3-6 at ETSU; 1-2 at Wake

## ▶ COACH YOUNG: CAREER BREAKDOWN

Season	School	Overall	Conference	Finish	Postseason	Ranking	RPI/NET
2002-03	Wofford	14-15 .483	8-8 .500	T6th	-	-/-	219
2003-04	Wofford	9-20 .310	4-12 .250	T10th	-	-/-	273
2004-05	Wofford	14-14 .500	7-9 .438	8th	-	-/-	225
2005-06	Wofford	11-18 .379	6-9 .400	9th	-	-/-	287
2006-07	Wofford	10-20 .333	5-13 .278	T9th	-	-/-	295
2007-08	Wofford	16-16 .500	8-12 .400	8th	-	-/-	191
2008-09	Wofford	16-14 .533	12-8 .600	4th	-	-/-	177
2009-10	Wofford	26-9 .743	15-3 .833	1st	NCAA First Round	-/-	73
2010-11	Wofford	21-13 .618	14-4 .778	T1st	NCAA First Round	-/-	105
2011-12	Wofford	19-14 .576	12-6 .667	T2nd	CBI	-/-	178
2012-13	Wofford	13-19 .406	7-11 .389	T8th	-	-/-	253
2013-14	Wofford	20-13 .606	11-5 .688	T3rd	NCAA First Round	-/-	152
2014-15	Wofford	28-7 .800	16-2 .889	1st	NCAA First Round	RV/-	49
2015-16	Wofford	15-17 .469	11-7 .611	T3rd	-	-/-	202
2016-17	Wofford	16-17 .485	10-8 .556	T4th	-	-/-	189
2017-18	Wofford	21-13 .618	11-7 .611	T4th	CIT	-/-	141
2018-19	Wofford	30-5 .857	18-0 1.000	1st	NCAA Second Round	19/18	14
<b>Totals</b>	<b>17 Seasons</b>	<b>299-244 .551</b>	<b>175-124 .585</b>				
2019-20	Virginia Tech	16-16 .500	7-13 .350	T10th	-	-/-	92
2020-21	Virginia Tech	15-7 .682	9-4 .692	3rd	NCAA First Round	25/RV	51
2021-22	Virginia Tech	14-10 .583	6-7 .462	-	-	-/-	43
<b>Totals</b>	<b>3 Seasons</b>	<b>45-33 .577</b>	<b>22-24 .478</b>				
<b>Overall</b>	<b>20 Seasons</b>	<b>344-277 .554</b>	<b>197-148 .571</b>				

## ▶ THE YOUNG FILE

Born	5/1/1963
Hometown	Radford, Virginia
Wife	Margaret
Children	Cooper, Davis
Education	Emory & Henry, 1986
Joined Tech Staff	4/7/2019
Years as College Head Coach	20
Years as College Coach	35

### Coaching Career

1986-88	Assistant Coach, Emory & Henry
1988-89	Assistant Coach, Radford
1989-02	Assistant Coach, Wofford
2002-19	Head Coach, Wofford
2019-pr.	Head Coach, Virginia Tech

## ▶ ACCOMPLISHMENTS

### Six NCAA Tournaments

2021, 2019, 2015, 2014, 2011, 2010

### Five SoCon Tournament Championships

2019, 2015, 2014, 2011, 2010

### Four SoCon Regular-Season Titles

2019, 2015, 2011, 2010

### Two-time National Coach of the Year

2019 (Sporting News), 2010 (Hugh Durham)

### Three AP All-America Selections

Fletcher Magee (2018-19), Karl Cochran (2014-15), Noah Dahlman (2009-10)

# O HUNTER CATTOOR

**JUNIOR** Guard | 6-3 | 200 | Human Development  
Orlando, Florida | Bishop Moore



## SEASON/CAREER BESTS

### POINTS

Season 27 at Florida State (1/29/22)  
Career 27 at Florida State (1/29/22)

### REBOUNDS

Season 9 vs. Radford (11/15/21)  
Career 9 vs. Radford (11/15/21)

### ASSISTS

Season 5 (2x), last at Virginia (1/12/22)  
Career 5 (3x), last at Virginia (1/12/22)

### BLOCKS

Season 2 at Florida State (1/29/22)  
Career 3 vs. Wake Forest (2/27/21)

### STEALS

Season 3 at Virginia (1/12/22)  
Career 3 (4x), last at Virginia (1/12/22)

### MINUTES

Season 39 at Virginia (1/12/22)  
Career 39 at Virginia (1/12/22)

### FIELD GOALS MADE

Season 9 at Florida State (1/29/22)  
Career 9 at Florida State (1/29/22)

### FIELD GOALS ATTEMPTED

Season 12 at Florida State (1/29/22)  
Career 12 at Florida State (1/29/22)

### 3-PT. FIELD GOALS MADE

Season 9 at Florida State (1/29/22)  
Career 9 at Florida State (1/29/22)

### 3-PT. FIELD GOALS ATTEMPTED

Season 11 at Florida State (1/29/22)  
Career 11 at Florida State (1/29/22)

### FREE THROWS MADE

Season 4 (2x), last vs. St. Bona. (12/17/21)  
Career 6 vs. South Florida (11/29/20)

### FREE THROWS ATTEMPTED

Season 5 vs. St. Bonaventure (12/17/21)  
Career 8 vs. South Florida (11/29/20)

## CAREER STATS

	GP-GS	MIN	AVG	FG-FGA	FG%	3FG-FGA	3FG%	FT-FTA	FT%	OFF-DEF-TOT	AVG	PF-FO	AST	TO	BLK	STL	PTS	AVG
2019-20	31-3	629	20.3	69-165	.418	51-127	.402	14-22	.636	4-73-77	2.5	44-0	35	16	4	31	203	6.5
2020-21	22-2	489	22.2	57-125	.456	39-90	.433	34-43	.791	2-39-41	1.9	34-1	30	26	11	20	187	8.5
2021-22	24-24	797	33.2	85-186	.457	61-130	.469	20-28	.714	8-85-93	3.9	46-0	48	23	5	25	251	10.5
<b>TOTAL</b>	<b>77-29</b>	<b>1915</b>	<b>24.9</b>	<b>211-476</b>	<b>.443</b>	<b>151-347</b>	<b>.435</b>	<b>68-93</b>	<b>.731</b>	<b>14-197-211</b>	<b>2.7</b>	<b>124-1</b>	<b>113</b>	<b>65</b>	<b>20</b>	<b>76</b>	<b>641</b>	<b>8.3</b>

- MVP of Basketball Hall of Fame Shootout vs. St. Bonaventure. *Last name pronounced: cuh-TOUR*
- One of Tech's top threats from three.
- Had 12 games of hitting three or more 3FGs during the 2020-21 season.
- Reached double-figure scoring 11 times as a sophomore.
- Made the game-tying 3-pointer to send the Miami (Fla.) (2/6) game into overtime, and then hit two clutch free throws in the final four seconds of OT to make it a two-possession game and preserve the win - finishing with 14 points and three rebounds.
- Played in 31 games, drawing three starts in 2019-20.
- Originally committed to Wofford, but signed with the Hokies after Virginia Tech's hiring of Mike Young.
- Four-year letterwinner at Bishop Moore High School.
- FHSAA 6A first-team All-State and District Player of the Year.
- Scored 1,420 points in high school. Was a 3-star (247 Sports).
- Also played quarterback on Bishop Moore's football team.
- Wants to coach basketball when playing career is over.

## 2021-22 GAME-BY-GAME STATS

OPPONENT	DATE	ST	MIN	FG-FGA	PCT	3FG-FGA	PCT	FT-FTA	PCT	OFF	DEF	TOT	PF	A	T/O	BLK	STL	PTS
Maine	11/9/21	*	31	2-4	.500	1-3	.333	0-0	.000	0	4	4	0	5	0	0	0	5
at Navy	11/12/21	*	33	7-10	.700	5-7	.714	0-0	.000	1	2	3	2	4	0	0	2	19
Radford	11/15/21	*	32	2-9	.222	1-6	.167	2-2	1.000	0	9	9	0	1	2	0	2	7
St. Francis (Pa.)	11/18/21	*	29	1-5	.200	0-2	.000	0-0	.000	1	4	5	3	1	2	0	0	2
Merrimack	11/21/21	*	30	2-7	.286	2-7	.286	2-2	1.000	0	3	3	0	1	0	0	2	8
vs. Memphis	11/24/21	*	28	3-8	.375	2-5	.400	1-3	.333	0	3	3	4	0	1	0	1	9
vs. Xavier	11/26/21	*	37	5-10	.500	3-7	.429	0-0	.000	0	3	3	3	4	2	0	1	13
at Maryland	12/1/21	*	36	4-10	.400	4-7	.571	0-0	.000	0	1	1	2	3	0	0	2	12
Wake Forest	12/4/21	*	31	1-5	.200	0-4	.000	0-0	.000	0	2	2	3	2	1	0	1	2
Cornell	12/8/21	*	25	4-8	.500	3-4	.750	0-0	.000	0	4	4	4	0	0	0	0	11
at Dayton	12/12/21	*	37	4-9	.444	2-6	.333	4-4	1.000	1	5	6	1	2	1	0	2	14
vs. St. Bonaventure	12/17/21	*	26	6-7	.857	5-5	1.000	4-5	.800	1	4	5	1	0	1	0	1	21
at Duke	12/22/21	*	35	4-10	.400	2-4	.500	0-0	.000	1	3	4	3	0	2	0	1	10
NC State	1/4/22	*	38	3-7	.429	3-7	.429	0-0	.000	0	3	3	2	0	0	0	0	9
at Virginia	1/12/22	*	39	4-10	.400	2-5	.400	0-0	.000	0	6	6	0	5	1	1	3	10
Notre Dame	1/15/22	*	37	0-3	.000	0-2	.000	1-2	.500	0	3	3	4	3	0	0	0	1
at NC State	1/19/22	*	36	3-5	.600	2-4	.500	0-0	.000	0	3	3	3	4	0	0	2	8
at Boston College	1/22/22	*	37	5-8	.625	4-5	.800	0-0	.000	0	0	0	3	1	2	0	0	14
at North Carolina	1/24/22	*	34	4-9	.444	3-6	.500	2-3	.667	1	6	7	1	0	1	0	1	13
Miami	1/26/22	*	36	4-9	.444	4-8	.500	1-1	1.000	0	2	2	1	2	1	0	1	13
at Florida State	1/29/22	*	38	9-12	.750	9-11	.818	0-0	.000	0	4	4	2	1	2	2	0	27
Georgia Tech	2/2/22	*	38	2-8	.250	1-7	.143	3-4	.750	0	5	5	2	3	2	1	0	8
at Pittsburgh	2/5/22	*	24	1-5	.200	1-4	.250	0-1	.000	1	1	2	2	3	2	0	1	3
Pittsburgh	2/7/22	*	30	5-8	.625	2-4	.500	0-1	.000	1	5	6	0	3	0	1	2	12
Syracuse	2/12/22																	
Virginia	2/14/22																	
North Carolina	2/19/22																	
at Georgia Tech	2/23/22																	
at Miami	2/26/22																	
Louisville	3/1/22																	
at Clemson	3/5/22																	

## PRODUCTION TRACKER

	This Season	Career
Scored 10+ Points	13	34
Scored 20+ Points	2	2
Led Tech in Scoring	5	7
Made 3+ 3FGs	10	22
Led Tech in 3FGM	15	24
Shot over 40% from 3	15	46
Had a Double-Double	-	-
Had Multiple Assists	13	31
Had Multiple Steals	8	22



# 1 DAVID N'GUESSAN

**SOPHOMORE** Forward | 6-9 | 205 | Sociology  
De Lier, The Netherlands | Mt. Zion Prep



## SEASON/CAREER BESTS

### POINTS

Season 19 vs. Saint Francis (11/18/21)  
Career 19 vs. Saint Francis (11/18/21)

### REBOUNDS

Season 9 vs. Cornell (12/8/21)  
Career 9 vs. Cornell (12/8/21)

### ASSISTS

Season 3 vs. Pitt (2/7/22)  
Career 3 vs. Pitt (2/7/22)

### BLOCKS

Season 3 (2x), last vs. Notre Dame (1/15/22)  
Career 3 (2x), last vs. Notre Dame (1/15/22)

### STEALS

Season 2 vs. Radford (11/15/21)  
Career 2 (3x), last vs. Radford (11/15/21)

### MINUTES

Season 27 at Florida State (1/29/22)  
Career 27 at Florida State (1/29/22)

### FIELD GOALS MADE

Season 7 vs. Maine (11/9/21)  
Career 7 vs. Maine (11/9/21)

### FIELD GOALS ATTEMPTED

Season 8 vs. Georgia Tech (2/2/22)  
Career 8 vs. Georgia Tech (2/2/22)

### 3-PT. FIELD GOALS MADE

Season 1 (4x), last at Pitt (2/5/22)  
Career 1 (4x), last at Pitt (2/5/22)

### 3-PT. FIELD GOALS ATTEMPTED

Season 2 (2x), last at Pitt (2/5/22)  
Career 2 (2x), last at Pitt (2/5/22)

### FREE THROWS MADE

Season 4 vs. Cornell (12/8/21)  
Career 4 vs. Cornell (12/8/21)

### FREE THROWS ATTEMPTED

Season 7 vs. Cornell (12/8/21)  
Career 7 vs. Cornell (12/8/21)

## CAREER STATS

	GP-GS	MIN	AVG	FG-FGA	FG%	3FG-FGA	3FG%	FT-FTA	FT%	OFF-DEF-TOT	AVG	PF-FO	AST	TO	BLK	STL	PTS	AVG
2020-21	21-0	202	9.6	21-36	.583	0-2	.000	13-31	.419	15-33-48	2.3	33-1	8	9	2	6	55	2.6
2021-22	24-0	349	14.5	40-77	.519	4-12	.333	15-30	.500	18-52-70	2.9	37-0	18	15	16	8	99	4.1
<b>TOTAL</b>	<b>45-0</b>	<b>551</b>	<b>12.2</b>	<b>61-113</b>	<b>.540</b>	<b>4-14</b>	<b>.286</b>	<b>28-61</b>	<b>.459</b>	<b>33-85-118</b>	<b>2.6</b>	<b>70-1</b>	<b>26</b>	<b>24</b>	<b>18</b>	<b>14</b>	<b>154</b>	<b>3.4</b>

- Look for a huge jump in production; he's had one of the more impressive offseasons for the Hokies *Last name pronounced: GUH-sahn*
- Worked on extending his range to the 3-point line.
- Appeared in 21 of 22 games as a freshman.
- Reached double-figure scoring in back-to-back games at Wake Forest (1/17/21) and at Syracuse (1/23/21).
- Totaled a career-high 13 points in 14 minutes in the 64-60 win at Wake Forest (1/17/21).
- A consensus three-star recruit by Rivals and 247 Sports.
- Averaged 15 points, seven rebounds and three assists per game at Mt. Zion Prep during the 2019-20 season.
- Chose the Hokies over St. Joseph's, VCU and Washington State.

## 2021-22 GAME-BY-GAME STATS

OPPONENT	DATE	ST	MIN	FG-FGA	PCT	3FG-FGA	PCT	FT-FTA	PCT	OFF	DEF	TOT	PF	A	T/O	BLK	STL	PTS
Maine	11/9/21		18	7-7	1.000	1-1	1.000	0-1	.000	0	0	0	1	0	0	0	0	15
at Navy	11/12/21		14	0-4	.000	0-0	.000	0-2	.000	0	4	4	2	1	0	0	1	0
Radford	11/15/21		18	3-5	.600	1-1	1.000	0-0	.000	1	2	3	3	0	2	0	2	7
St. Francis (Pa.)	11/18/21		19	2-3	.667	0-1	.000	3-4	.750	2	6	8	1	2	0	3	0	7
Merrimack	11/21/21		16	2-4	.500	0-0	.000	0-2	.000	1	1	2	0	1	2	1	0	4
vs. Memphis	11/24/21		4	0-1	.000	0-0	.000	0-0	.000	0	0	0	2	0	0	0	0	0
vs. Xavier	11/26/21		11	0-1	.000	0-0	.000	0-0	.000	1	0	1	1	2	0	0	0	0
at Maryland	12/1/21		11	2-4	.500	0-0	.000	1-2	.500	1	3	4	2	0	1	0	0	5
Wake Forest	12/4/21		17	0-6	.000	0-2	.000	0-0	.000	3	0	3	2	0	1	2	1	0
Cornell	12/8/21		23	3-6	.500	0-0	.000	4-7	.571	2	7	9	1	2	2	2	0	10
at Dayton	12/12/21		12	2-2	1.000	1-1	1.000	1-1	1.000	0	1	1	3	0	1	1	0	6
vs. St. Bonaventure	12/17/21		15	1-2	.500	0-0	.000	1-2	.500	1	5	6	2	1	2	0	0	3
at Duke	12/22/21		6	0-1	.000	0-1	.000	0-0	.000	0	0	0	2	0	0	0	1	0
NC State	1/4/22		11	1-1	1.000	0-0	.000	0-0	.000	0	2	2	2	1	1	0	0	2
at Virginia	1/12/22		1	0-0	.000	0-0	.000	0-0	.000	0	0	0	1	0	0	0	0	0
Notre Dame	1/15/22		12	0-1	.000	0-1	.000	0-0	.000	0	2	2	2	0	1	3	0	0
at NC State	1/19/22		16	3-3	1.000	0-0	.000	0-0	.000	2	1	3	2	0	0	2	1	6
at Boston College	1/22/22		15	1-3	.333	0-0	.000	2-3	.667	2	1	3	2	0	0	0	1	4
at North Carolina	1/24/22		8	0-0	.000	0-0	.000	0-0	.000	0	0	0	0	0	1	0	0	0
Miami	1/26/22		18	2-3	.667	0-1	.000	2-4	.500	0	2	2	1	1	0	0	0	6
at Florida State	1/29/22		27	3-4	.750	0-0	.000	0-0	.000	0	2	2	1	0	0	0	0	6
Georgia Tech	2/2/22		18	3-8	.375	0-0	.000	1-2	.500	1	6	7	0	2	0	1	0	7
at Pittsburgh	2/5/22		13	1-2	.500	1-2	.500	0-0	.000	0	1	1	2	1	0	0	0	3
Pittsburgh	2/7/22		26	4-6	.667	0-1	.000	0-0	.000	1	6	7	1	3	1	0	1	8
Syracuse	2/12/22																	
Virginia	2/14/22																	
North Carolina	2/19/22																	
at Georgia Tech	2/23/22																	
at Miami	2/26/22																	
Louisville	3/1/22																	
at Clemson	3/5/22																	

## PRODUCTION TRACKER

	This Season	Career
Scored 10+ Points	2	4
Scored 20+ Points	-	-
Led Tech in Scoring	1	1
Made multiple 3FGs	-	-
Had 5+ Rebounds	5	9
Had a Double-Double	-	-
Had Multiple Assists	5	7
Had Multiple Steals	1	3
Had Multiple Blocks	5	5





# 3 SEAN PEDULLA

**FRESHMAN** Guard | 6-1 | 190 | Sports Media and Analytics  
Edmond, Oklahoma | Edmond Memorial



## SEASON/CAREER BESTS

### POINTS

Season 20 at Florida State (1/29/22)  
Career 20 at Florida State (1/29/22)

### REBOUNDS

Season 3 vs. Pitt (2/7/22)  
Career 3 vs. Pitt (2/7/22)

### ASSISTS

Season 7 vs. Pitt (2/7/22)  
Career 7 vs. Pitt (2/7/22)

### BLOCKS

Season -  
Career -

### STEALS

Season 2 vs. Saint Francis (11/18/21)  
Career 2 vs. Saint Francis (11/18/21)

### MINUTES

Season 23 at Florida State (1/29/22)  
Career 23 at Florida State (1/29/22)

### FIELD GOALS MADE

Season 7 at Florida State (1/29/22)  
Career 7 at Florida State (1/29/22)

### FIELD GOALS ATTEMPTED

Season 11 at Florida State (1/29/22)  
Career 11 at Florida State (1/29/22)

### 3-PT. FIELD GOALS MADE

Season 6 at Florida State (1/29/22)  
Career 6 at Florida State (1/29/22)

### 3-PT. FIELD GOALS ATTEMPTED

Season 7 at Florida State (1/29/22)  
Career 7 at Florida State (1/29/22)

### FREE THROWS MADE

Season 2 (2x), last at NC State (1/19/22)  
Career 2 (2x), last at NC State (1/19/22)

### FREE THROWS ATTEMPTED

Season 2 (4x), last vs. Miami (1/26/22)  
Career 2 (4x), last vs. Miami (1/26/22)

## CAREER STATS

	GP-GS	MIN	AVG	FG-FGA	FG%	3FG-FGA	3FG%	FT-FTA	FT%	OFF-DEF-TOT	AVG	PF-FO	AST	TO	BLK	STL	PTS	AVG
2021-22	24-0	269	11.2	33-69	.478	22-35	.629	6-9	.667	3-23-26	1.1	25-1	37	20	0	11	94	3.9
<b>TOTAL</b>	<b>24-0</b>	<b>269</b>	<b>11.2</b>	<b>33-69</b>	<b>.478</b>	<b>22-35</b>	<b>.629</b>	<b>6-9</b>	<b>.667</b>	<b>3-23-26</b>	<b>1.1</b>	<b>25-1</b>	<b>37</b>	<b>20</b>	<b>0</b>	<b>11</b>	<b>94</b>	<b>3.9</b>

- Will contribute minutes at point guard
- Solid sharpshooter from downtown
- Guided Edmond Memorial to three state tournaments.
- Two-time all-state selection and COAC Offensive Player of the Year that averaged 17.6 points a game as a senior
- Rated the 165th-best prospect in the 2021 class on 247Sports.
- Tabbed the second-best player in the state of Oklahoma and the 25th-best point guard nationally, according to 247Sports.
- Chose the Hokies over Minnesota and Oklahoma State.

*Last name pronounced: puh-DOOL-uh*

## 2021-22 GAME-BY-GAME STATS

OPPONENT	DATE	ST	MIN	FG-FGA	PCT	3FG-FGA	PCT	FT-FTA	PCT	OFF	DEF	TOT	PF	A	T/O	BLK	STL	PTS
Maine	11/9/21		11	1-4	.250	1-2	.500	0-0	.000	1	1	2	1	1	1	0	0	3
at Navy	11/12/21		7	0-0	.000	0-0	.000	0-0	.000	0	1	1	0	1	0	0	0	0
Radford	11/15/21		8	2-2	1.000	1-1	1.000	0-0	.000	0	1	1	0	0	0	0	1	5
St. Francis (Pa.)	11/18/21		11	1-2	.500	1-1	1.000	0-0	.000	0	2	2	0	2	0	0	2	3
Merrimack	11/21/21		14	1-2	.500	1-2	.500	0-0	.000	0	1	1	2	4	1	0	0	3
vs. Memphis	11/24/21		1	0-0	.000	0-0	.000	0-0	.000	0	0	0	0	0	0	0	0	0
vs. Xavier	11/26/21		10	2-3	.667	1-1	1.000	1-2	.500	1	0	1	0	0	0	0	1	6
at Maryland	12/1/21		3	0-2	.000	0-1	.000	0-0	.000	0	0	0	1	0	0	0	0	1
Wake Forest	12/4/21		5	0-1	.000	0-1	.000	0-0	.000	0	0	0	0	0	0	0	0	0
Cornell	12/8/21		20	4-8	.500	3-4	.750	0-0	.000	0	1	1	1	1	2	0	1	11
at Dayton	12/12/21		11	1-2	.500	1-1	1.000	2-2	1.000	0	2	2	2	0	1	0	1	5
vs. St. Bonaventure	12/17/21		15	2-2	1.000	1-1	1.000	0-0	.000	0	0	0	5	2	1	0	1	5
at Duke	12/22/21		8	0-1	.000	0-0	.000	0-0	.000	0	1	1	0	2	2	0	0	0
NC State	1/4/22		12	1-2	.500	0-1	.000	0-0	.000	1	0	1	0	3	0	0	0	2
at Virginia	1/12/22		2	0-1	.000	0-0	.000	0-0	.000	0	1	1	1	0	1	0	0	0
Notre Dame	1/15/22		6	0-1	.000	0-0	.000	0-0	.000	0	0	0	4	0	0	0	0	0
at NC State	1/19/22		11	2-4	.500	1-2	.500	2-2	1.000	0	1	1	1	1	1	0	0	7
at Boston College	1/22/22		18	1-3	.333	0-0	.000	0-0	.000	0	2	2	1	3	0	0	1	2
at North Carolina	1/24/22		16	2-5	.400	0-2	.000	0-0	.000	0	1	1	3	4	0	0	0	4
Miami	1/26/22		14	1-4	.250	1-1	1.000	1-2	.500	0	2	2	1	1	4	0	0	4
at Florida State	1/29/22		23	7-11	.636	6-7	.857	0-0	.000	0	1	1	0	3	2	0	1	20
Georgia Tech	2/2/22		10	1-1	1.000	1-1	1.000	0-0	.000	0	1	1	0	0	2	0	1	3
at Pittsburgh	2/5/22		12	2-2	1.000	1-1	1.000	0-0	.000	0	2	2	0	2	2	0	0	5
Pittsburgh	2/7/22		21	2-6	.333	2-5	.400	0-1	.000	0	3	3	2	7	0	0	0	6
Syracuse	2/12/22																	
Virginia	2/14/22																	
North Carolina	2/19/22																	
at Georgia Tech	2/23/22																	
at Miami	2/26/22																	
Louisville	3/1/22																	
at Clemson	3/5/22																	

## PRODUCTION TRACKER

	This Season
Scored 10+ Points	2
Scored 20+ Points	1
Led Tech in Scoring	-
Made 3+ 3FGs	2
Led Tech in 3FGM	1
Shot over 40% from 3	14
Had a Double-Double	-
Had Multiple Assists	10
Had Multiple Steals	1



# 4 NAHIEM ALLEYNE

**JUNIOR** Guard | 6-4 | 195 | Human Development  
Buford, Georgia | Mountain View



## SEASON/CAREER BESTS

**POINTS**  
Season 22 vs. Notre Dame (1/15/22)  
Career 28 vs. Florida (3/19/21)

**REBOUNDS**  
Season 7 vs. Maine (11/9/21)  
Career 9 at Notre Dame (1/27/21)

**ASSISTS**  
Season 4 (3x), last at Maryland (12/1/21)  
Career 5 (2x), last vs. Wake Forest (2/27/21)

**BLOCKS**  
Season 1 at Virginia (1/12/22)  
Career 2 vs. Delaware State (11/20/19)

**STEALS**  
Season 2 (2x), last at Pitt (2/5/22)  
Career 3 at Louisville (1/6/21)

**MINUTES**  
Season 39 at Dayton (12/12/21)  
Career 39 at Dayton (12/12/21)

**FIELD GOALS MADE**  
Season 8 vs. Notre Dame (1/15/22)  
Career 8 (2x), last vs. Notre Dame (1/15/22)

**FIELD GOALS ATTEMPTED**  
Season 16 vs. Xavier (11/26/21)  
Career 18 vs. Florida (3/19/21)

**3-PT. FIELD GOALS MADE**  
Season 4 (2x), last at Pitt (2/5/22)  
Career 5 (4x), last at Syracuse (1/23/21)

**3-PT. FIELD GOALS ATTEMPTED**  
Season 9 at NC State (1/19/22)  
Career 10 (3x), last vs. Florida (3/19/21)

**FREE THROWS MADE**  
Season 10 vs. Memphis (11/24/21)  
Career 10 vs. Memphis (11/24/21)

**FREE THROWS ATTEMPTED**  
Season 11 vs. Memphis (11/24/21)  
Career 11 (2x), last vs. Memphis (11/24/21)

## CAREER STATS

	GP-GS	MIN	AVG	FG-FGA	FG%	3FG-FGA	3FG%	FT-FTA	FT%	OFF-DEF-TOT	AVG	PF-FO	AST	TO	BLK	STL	PTS	AVG
2019-20	32-27	832	26.0	92-237	.388	49-126	.389	48-63	.762	6-69-75	2.3	51-1	46	27	6	12	281	8.8
2020-21	22-21	623	28.3	78-199	.392	42-103	.408	46-57	.807	4-54-58	2.6	47-0	37	33	2	15	244	11.1
2021-22	24-24	760	31.7	81-223	.363	46-119	.387	37-41	.902	2-70-72	3.0	37-0	43	36	1	12	245	10.2
<b>TOTAL</b>	<b>78-72</b>	<b>2217</b>	<b>28.4</b>	<b>251-659</b>	<b>.381</b>	<b>137-348</b>	<b>.394</b>	<b>131-161</b>	<b>.814</b>	<b>12-193-205</b>	<b>2.6</b>	<b>135-1</b>	<b>126</b>	<b>96</b>	<b>9</b>	<b>39</b>	<b>770</b>	<b>9.9</b>

- Named to NIT Season Tip-Off all-tournament team. *Name pronounced: nah-HEEM ah-LEAN*
- One of Tech's top threats from three.
- Had seven games of hitting three or more 3FGs during the 2020-21 season.
- Reached double-figure scoring 13 times as a sophomore.
- Made the game-tying 3-pointer to send the Florida (3/19) game into overtime in the first round of the 2021 NCAA Tournament.
- Started 21 of 22 games in 2020-21.
- Shot 40.8 percent from three last season, which was second on the team.
- Two-time ACC Men's Basketball All-Academic Team honoree.
- Averaged 17.2 points per game and made 63 three-pointers in the 2018-19 season at Mountain View.
- A three-star recruit by 247 Sports that was ranked as the 21st-best player in the state of Georgia.
- Born in Long Island, New York; family moved to Georgia when he was in middle school.
- Into anime, and in his opinion, J. Cole is the best rapper of all-time - it's not up for debate.

## 2021-22 GAME-BY-GAME STATS

OPPONENT	DATE	ST	MIN	FG-FGA	PCT	3FG-FGA	PCT	FT-FTA	PCT	OFF	DEF	TOT	PF	A	T/O	BLK	STL	PTS
Maine	11/9/21	*	29	5-10	.500	3-6	.500	0-0	.000	0	7	7	0	4	2	0	1	13
at Navy	11/12/21	*	31	2-9	.222	1-4	.250	3-3	1.000	0	0	0	2	3	3	0	0	8
Radford	11/15/21	*	32	0-6	.000	0-2	.000	2-2	1.000	0	4	4	2	3	4	0	1	2
St. Francis (Pa.)	11/18/21	*	30	7-10	.700	1-2	.500	3-3	1.000	0	4	4	0	2	0	0	1	18
Merrimack	11/21/21	*	31	4-9	.444	2-4	.500	2-2	1.000	0	3	3	1	1	2	0	0	12
vs. Memphis	11/24/21	*	36	4-14	.286	3-7	.429	10-11	.909	0	4	4	4	4	2	0	1	21
vs. Xavier	11/26/21	*	38	7-16	.438	3-7	.429	1-1	1.000	0	5	5	1	3	0	0	0	18
at Maryland	12/1/21	*	37	3-11	.273	2-3	.667	0-0	.000	0	4	4	2	4	1	0	0	8
Wake Forest	12/4/21	*	34	1-7	.143	1-5	.200	4-4	1.000	0	3	3	0	1	3	0	0	7
Cornell	12/8/21	*	30	5-11	.455	3-6	.500	0-0	.000	0	1	1	0	3	1	0	1	13
at Dayton	12/12/21	*	39	1-10	.100	0-4	.000	0-0	.000	0	2	2	0	1	2	0	1	2
vs. St. Bonaventure	12/17/21	*	30	3-10	.300	2-8	.250	1-2	.500	0	3	3	0	1	1	0	0	9
at Duke	12/22/21	*	28	0-4	.000	0-3	.000	0-0	.000	0	4	4	2	2	2	0	0	0
NC State	1/4/22	*	31	2-11	.182	1-7	.143	4-4	1.000	0	2	2	1	0	0	0	0	9
at Virginia	1/12/22	*	33	2-5	.400	2-3	.667	0-0	.000	0	3	3	4	1	0	1	1	6
Notre Dame	1/15/22	*	38	8-10	.800	4-5	.800	2-2	1.000	0	2	2	0	3	2	0	0	22
at NC State	1/19/22	*	32	3-14	.214	2-9	.222	1-2	.500	0	6	6	2	0	5	0	0	9
at Boston College	1/22/22	*	30	3-10	.300	2-6	.333	2-2	1.000	0	2	2	2	1	1	0	1	10
at North Carolina	1/24/22	*	37	4-8	.500	2-4	.500	0-0	.000	0	5	5	3	0	1	0	0	10
Miami	1/26/22	*	29	4-9	.444	3-5	.600	2-2	1.000	1	1	2	1	0	1	0	0	13
at Florida State	1/29/22	*	19	2-6	.333	1-3	.333	0-0	.000	0	1	1	2	1	2	0	0	5
Georgia Tech	2/2/22	*	26	2-7	.286	1-4	.250	0-0	.000	0	0	0	3	2	1	0	2	5
at Pittsburgh	2/5/22	*	33	5-8	.625	4-7	.571	0-1	.000	1	3	4	3	1	0	0	2	14
Pittsburgh	2/7/22	*	27	4-8	.500	3-5	.600	0-0	.000	0	1	1	2	2	0	0	0	11
Syracuse	2/12/22																	
Virginia	2/14/22																	
North Carolina	2/19/22																	
at Georgia Tech	2/23/22																	
at Miami	2/26/22																	
Louisville	3/1/22																	
at Clemson	3/5/22																	

## PRODUCTION TRACKER

	This Season	Career
Scored 10+ Points	12	37
Scored 20+ Points	2	7
Led Tech in Scoring	3	12
Made 3+ 3FGs	8	23
Led Tech in 3FGM	10	23
Shot over 40% from 3	13	39
Had a Double-Double	-	-
Had Multiple Assists	12	34
Had Multiple Steals	2	6



# 5 STORM MURPHY

**GRADUATE STUDENT** Guard | 6-0 | 185 | Leadership Studies  
Middleton, Wisconsin | Wofford



## SEASON/CAREER BESTS

### POINTS

Season 20 at Pitt (2/5/22)  
Career 28 vs. Western Carolina (1/23/21)

### REBOUNDS

Season 6 at Navy (11/12/21)  
Career 8 vs. South Florida (12/12/20)

### ASSISTS

Season 5 (3x), last at Florida St. (1/29/22)  
Career 11 vs. Samford (1/2/21)

### BLOCKS

Season -  
Career 1 (3x), last at Samford (3/2/19)

### STEALS

Season 2 (2x), last at BC (1/22/22)  
Career 4 vs. Mercer (3/3/18)

### MINUTES

Season 39 vs. Memphis (11/24/21)  
Career 40 at UNC Greensboro (2/19/20)

### FIELD GOALS MADE

Season 7 (2x), last at Pitt (2/5/22)  
Career 10 vs. Western Carolina (1/23/21)

### FIELD GOALS ATTEMPTED

Season 10 (4x), last at Pitt (2/5/22)  
Career 19 at Chattanooga (1/16/21)

### 3-PT. FIELD GOALS MADE

Season 4 (4x), last vs. Ga. Tech (2/2/22)  
Career 5 (6x), last at VMI (1/13/21)

### 3-PT. FIELD GOALS ATTEMPTED

Season 7 (2x), last vs. Notre Dame (1/15/22)  
Career 10 (6x), last vs. VMI (2/3/21)

### FREE THROWS MADE

Season 3 at Pitt (2/5/22)  
Career 8 (3x), last vs. The Citadel (2/17/21)

### FREE THROWS ATTEMPTED

Season 4 at Pitt (2/5/22)  
Career 10 vs. The Citadel (2/17/21)

## CAREER STATS

	GP-GS	MIN	AVG	FG-FGA	FG%	3FG-FGA	3FG%	FT-FTA	FT%	OFF-DEF-TOT	AVG	PF-FO	AST	TO	BLK	STL	PTS	AVG
2017-18	34-29	932	27.4	70-160	.438	41-110	.373	32-38	.842	7-68-75	2.2	44-0	135	56	1	30	213	6.3
2018-19	34-33	890	26.2	98-191	.513	55-106	.519	27-32	.844	4-58-66	1.9	53-0	109	41	3	27	273	8.0
2019-20	34-34	1071	31.5	147-318	.462	64-152	.421	45-52	.865	10-80-90	2.6	56-1	121	75	1	25	403	11.9
2020-21	24-24	830	34.6	143-304	.470	70-175	.400	70-83	.843	14-64-78	3.3	29-0	104	65	-	23	426	17.8
2021-22	24-24	679	28.3	79-171	.462	40-105	.381	12-17	.706	7-37-44	1.8	38-0	66	42	0	12	210	8.8
<b>TOTAL</b>	<b>150-144</b>	<b>4400</b>	<b>29.3</b>	<b>537-1144</b>	<b>.469</b>	<b>270-648</b>	<b>.417</b>	<b>186-222</b>	<b>.838</b>	<b>42-307-353</b>	<b>2.4</b>	<b>220-1</b>	<b>533</b>	<b>278</b>	<b>5</b>	<b>120</b>	<b>1525</b>	<b>10.2</b>

- Consummate point guard with four years of college experience.
- First-Team All-SoCon and named to SoCon All-Tournament Team last season.
- Averaged 17.8 points, 3.3 rebounds and 4.3 assists as a senior at Wofford - one of only 11 players to average that stat line or better nationally.
- NABC All-District 21 First Team selection who was featured on the Lou Henson Award Mid-Season Watch List.
- Started all 24 games in 2020-21.
- Tallied double figures in 21 of 24 contests, including 10 20-point performances, and dished over five assists on eight occasions.
- Graduated from Wofford with 1,315 career points, which rank 24th all-time in program history.

## 2021-22 GAME-BY-GAME STATS

OPPONENT	DATE	ST	MIN	FG-FGA	PCT	3FG-FGA	PCT	FT-FTA	PCT	OFF	DEF	TOT	PF	A	T/O	BLK	STL	PTS
Maine	11/9/21	*	26	2-7	.286	1-4	.250	0-0	.000	0	3	3	1	2	0	0	1	5
at Navy	11/12/21	*	32	4-9	.444	1-5	.200	2-3	.667	0	6	6	2	1	2	0	0	11
Radford	11/15/21	*	29	6-7	.857	4-5	.800	1-2	.500	0	1	1	0	3	3	0	1	17
St. Francis (Pa.)	11/18/21	*	29	2-6	.333	2-4	.500	1-2	.500	0	1	1	2	3	0	0	0	7
Merrimack	11/21/21	*	24	6-8	.750	2-4	.500	0-0	.000	0	0	0	2	1	3	0	1	14
vs. Memphis	11/24/21	*	39	2-8	.250	0-3	.000	1-2	.500	0	1	1	3	2	6	0	0	5
vs. Xavier	11/26/21	*	18	0-5	.000	0-3	.000	0-0	.000	0	1	1	4	0	1	0	1	0
at Maryland	12/1/21	*	32	0-4	.000	0-2	.000	0-0	.000	0	2	2	4	1	0	0	0	0
Wake Forest	12/4/21	*	34	3-7	.429	1-4	.250	0-0	.000	0	0	0	1	3	0	0	0	7
Cornell	12/8/21	*	20	3-5	.600	1-3	.333	0-0	.000	0	1	1	1	4	2	0	0	7
at Dayton	12/12/21	*	26	3-6	.500	2-4	.500	0-0	.000	0	2	2	2	5	3	0	0	8
vs. St. Bonaventure	12/17/21	*	24	7-10	.700	4-7	.571	0-0	.000	1	1	2	0	3	1	0	1	18
at Duke	12/22/21	*	35	3-8	.375	2-5	.400	0-0	.000	0	0	0	2	4	1	0	0	8
NC State	1/4/22	*	28	5-8	.625	2-3	.667	2-2	1.000	0	1	1	1	5	1	0	0	14
at Virginia	1/12/22	*	38	4-10	.400	2-7	.286	0-0	.000	2	1	3	1	2	2	0	0	10
Notre Dame	1/15/22	*	33	4-7	.571	4-7	.571	0-0	.000	1	3	4	3	2	3	0	0	12
at NC State	1/19/22	*	30	2-8	.250	1-6	.167	0-0	.000	1	1	2	3	3	2	0	2	5
at Boston College	1/22/22	*	30	3-8	.375	0-4	.000	0-0	.000	1	1	2	1	1	0	0	2	6
at North Carolina	1/24/22	*	26	1-4	.250	0-1	.000	0-0	.000	0	0	0	4	4	2	0	0	2
Miami	1/26/22	*	26	1-4	.250	1-4	.250	0-0	.000	0	3	3	0	1	3	0	0	3
at Florida State	1/29/22	*	21	3-4	.750	1-2	.500	0-0	.000	0	2	2	0	5	1	0	0	7
Georgia Tech	2/2/22	*	32	6-10	.600	4-6	.667	2-2	1.000	0	3	3	1	3	2	0	1	18
at Pittsburgh	2/5/22	*	28	7-10	.700	3-6	.500	3-4	.750	0	3	3	1	4	2	0	1	20
Pittsburgh	2/7/22	*	19	2-8	.250	2-6	.333	0-0	.000	1	0	1	1	1	1	0	1	6
Syracuse	2/12/22																	
Virginia	2/14/22																	
North Carolina	2/19/22																	
at Georgia Tech	2/23/22																	
at Miami	2/26/22																	
Louisville	3/1/22																	
at Clemson	3/5/22																	

## PRODUCTION TRACKER

	This Season	Career
Scored 10+ Points	9	68
Scored 20+ Points	1	13
Led Tech in Scoring	3	3
Made 3+ 3FGs	5	38
Led Tech in 3FGM	7	7
Shot over 40% from 3	11	82
Had a Double-Double	-	1
Had 5+ Assists	3	38
Had Multiple Steals	2	25



# 10 CAMDEN JOHNSON

**FRESHMAN** Guard | 6-1 | 175 | Business, Undecided  
Waxhaw, North Carolina | Metrolina Christian Academy



## SEASON/CAREER BESTS

### POINTS

Season 3 vs. Merrimack (11/21/21)  
Career 3 vs. Merrimack (11/21/21)

### REBOUNDS

Season 1 (2x), last vs. Pitt (2/7/22)  
Career 1 (2x), last vs. Pitt (2/7/22)

### ASSISTS

Season 1 vs. Saint Francis (11/18/21)  
Career 1 vs. Saint Francis (11/18/21)

### BLOCKS

Season -  
Career -

### STEALS

Season 1 vs. Merrimack (11/21/21)  
Career 1 vs. Merrimack (11/21/21)

### MINUTES

Season 3 (2x), last vs. St. Bona. (12/17/21)  
Career 3 (2x), last vs. St. Bona. (12/17/21)

### FIELD GOALS MADE

Season 1 vs. Merrimack (11/21/21)  
Career 1 vs. Merrimack (11/21/21)

### FIELD GOALS ATTEMPTED

Season 1 (2x), last vs. St. Bona. (12/17/21)  
Career 1 (2x), last vs. St. Bona. (12/17/21)

### 3-PT. FIELD GOALS MADE

Season 1 vs. Merrimack (11/21/21)  
Career 1 vs. Merrimack (11/21/21)

### 3-PT. FIELD GOALS ATTEMPTED

Season 1 (2x), last vs. St. Bona. (12/17/21)  
Career 1 (2x), last vs. St. Bona. (12/17/21)

### FREE THROWS MADE

Season -  
Career -

### FREE THROWS ATTEMPTED

Season -  
Career -

## CAREER STATS

	GP-GS	MIN	AVG	FG-FGA	FG%	3FG-FGA	3FG%	FT-FTA	FT%	OFF-DEF-TOT	AVG	PF-FO	AST	TO	BLK	STL	PTS	AVG
2021-22	7-0	14	2.0	1-2	.500	1-2	.500	0-0	.000	0-2-2	0.3	1-0	1	0	0	1	3	0.4
<b>TOTAL</b>	<b>7-0</b>	<b>14</b>	<b>2.0</b>	<b>1-2</b>	<b>.500</b>	<b>1-2</b>	<b>.500</b>	<b>0-0</b>	<b>.000</b>	<b>0-2-2</b>	<b>0.3</b>	<b>1-0</b>	<b>1</b>	<b>0</b>	<b>0</b>	<b>1</b>	<b>3</b>	<b>0.4</b>

- Recruited as a preferred walk-on.
- Averaged 14 points, 6.6 rebounds, 3.2 assists and 2.3 steals per game his senior season at Metrolina.
- Parents, Joey and Cindy Johnson, both attended Virginia Tech.

## 2021-22 GAME-BY-GAME STATS

OPPONENT	DATE	ST	MIN	FG-FGA	PCT	3FG-FGA	PCT	FT-FTA	PCT	OFF	DEF	TOT	PF	A	T/O	BLK	STL	PTS
Maine	11/9/21		2	0-0	.000	0-0	.000	0-0	.000	0	0	0	0	0	0	0	0	0
at Navy	11/12/21																	
Radford	11/15/21		1	0-0	.000	0-0	.000	0-0	.000	0	0	0	0	0	0	0	0	0
St. Francis (Pa.)	11/18/21		3	0-0	.000	0-0	.000	0-0	.000	0	0	0	0	1	0	0	0	0
Merrimack	11/21/21		2	1-1	1.000	1-1	1.000	0-0	.000	0	1	1	0	0	0	0	1	3
vs. Memphis	11/24/21																	
vs. Xavier	11/26/21																	
at Maryland	12/1/21																	
Wake Forest	12/4/21																	
Cornell	12/8/21		2	0-0	.000	0-0	.000	0-0	.000	0	0	0	0	0	0	0	0	0
at Dayton	12/12/21																	
vs. St. Bonaventure	12/17/21		3	0-1	.000	0-1	.000	0-0	.000	0	0	0	1	0	0	0	0	0
at Duke	12/22/21																	
NC State	1/4/22																	
at Virginia	1/12/22																	
Notre Dame	1/15/22																	
at NC State	1/19/22																	
at Boston College	1/22/22																	
at North Carolina	1/24/22																	
Miami	1/26/22																	
at Florida State	1/29/22																	
Georgia Tech	2/2/22																	
at Pittsburgh	2/5/22																	
Pittsburgh	2/7/22		1	0-0	.000	0-0	.000	0-0	.000	0	1	1	0	0	0	0	0	0
Syracuse	2/12/22																	
Virginia	2/14/22																	
North Carolina	2/19/22																	
at Georgia Tech	2/23/22																	
at Miami	2/26/22																	
Louisville	3/1/22																	
at Clemson	3/5/22																	

## PRODUCTION TRACKER

	This Season
Scored 5+ Points	-
Scored 10+ Points	-
Made Multiple 3FGs	-
Made 3+ 3FGs	-
Led Tech in 3FGM	-
Shot over 40% from 3	1
Played 5+ Minutes	-
Had Multiple Assists	-
Had Multiple Steals	-



# 11 JALEN HAYNES

**FRESHMAN** Forward | 6-8 | 250 | Human Development  
Ft. Lauderdale, Florida | Montverde Academy



## SEASON/CAREER BESTS

### POINTS

Season 4 vs. Saint Francis (11/18/21)  
Career 4 vs. Saint Francis (11/18/21)

### REBOUNDS

Season 2 vs. Radford (11/15/21)  
Career 2 vs. Radford (11/15/21)

### ASSISTS

Season -  
Career -

### BLOCKS

Season -  
Career -

### STEALS

Season -  
Career -

### MINUTES

Season 5 vs. Maine (11/9/21)  
Career 5 vs. Maine (11/9/21)

### FIELD GOALS MADE

Season 2 vs. Saint Francis (11/18/21)  
Career 2 vs. Saint Francis (11/18/21)

### FIELD GOALS ATTEMPTED

Season 3 vs. Radford (11/15/21)  
Career 3 vs. Radford (11/15/21)

### 3-PT. FIELD GOALS MADE

Season -  
Career -

### 3-PT. FIELD GOALS ATTEMPTED

Season -  
Career -

### FREE THROWS MADE

Season 1 vs. St. Bonaventure (12/17/21)  
Career 1 vs. St. Bonaventure (12/17/21)

### FREE THROWS ATTEMPTED

Season 2 vs. St. Bonaventure (12/17/21)  
Career 2 vs. St. Bonaventure (12/17/21)

## CAREER STATS

	GP-GS	MIN	AVG	FG-FGA	FG%	3FG-FGA	3FG%	FT-FTA	FT%	OFF-DEF-TOT	AVG	PF-FO	AST	TO	BLK	STL	PTS	AVG
2021-22	9-0	25	2.8	3-7	.429	0-0	.000	1-3	.333	3-2-5	0.6	2-0	0	2	0	0	7	0.8
<b>TOTAL</b>	<b>9-0</b>	<b>25</b>	<b>2.8</b>	<b>3-7</b>	<b>.429</b>	<b>0-0</b>	<b>.000</b>	<b>1-3</b>	<b>.333</b>	<b>3-2-5</b>	<b>0.6</b>	<b>2-0</b>	<b>0</b>	<b>2</b>	<b>0</b>	<b>0</b>	<b>7</b>	<b>0.8</b>

- Played a postgraduate season at Montverde Academy during the 2020-21 season for head coach Ben Wisniewski; averaged 20.2 points and 10.6 rebounds. *First name pronounced: JAY-lin*
- Before Montverde, played at Dillard High School for legendary head coach Darryl Burrows.
- At Dillard in 2019-20, averaged 18 points, 10 rebounds and two blocks, while leading the Panthers to a 24-8 record and to the state title game.
- Three-star recruit by 247Sports.
- Chose the Hokies over Mississippi State, Boston College and UCF.

## 2021-22 GAME-BY-GAME STATS

OPPONENT	DATE	ST	MIN	FG-FGA	PCT	3FG-FGA	PCT	FT-FTA	PCT	OFF	DEF	TOT	PF	A	T/O	BLK	STL	PTS
Maine	11/9/21		5	0-0	.000	0-0	.000	0-1	.000	0	0	0	1	0	0	0	0	0
at Navy	11/12/21		1	0-0	.000	0-0	.000	0-0	.000	0	0	0	0	0	0	0	0	0
Radford	11/15/21		4	0-3	.000	0-0	.000	0-0	.000	1	1	2	0	0	0	0	0	0
St. Francis (Pa.)	11/18/21		3	2-2	1.000	0-0	.000	0-0	.000	1	0	1	0	0	0	0	0	4
Merrimack	11/21/21		2	0-0	.000	0-0	.000	0-0	.000	0	0	0	0	0	1	0	0	0
vs. Memphis	11/24/21							DNP										
vs. Xavier	11/26/21							DNP										
at Maryland	12/1/21							DNP										
Wake Forest	12/4/21							DNP										
Cornell	12/8/21		2	0-1	.000	0-0	.000	0-0	.000	0	0	0	0	0	0	0	0	0
at Dayton	12/12/21							DNP										
vs. St. Bonaventure	12/17/21		5	1-1	1.000	0-0	.000	1-2	.500	1	0	1	0	0	1	0	0	3
at Duke	12/22/21							DNP										
NC State	1/4/22							DNP										
at Virginia	1/12/22							DNP										
Notre Dame	1/15/22							DNP										
at NC State	1/19/22							DNP										
at Boston College	1/22/22							DNP										
at North Carolina	1/24/22		1	0-0	.000	0-0	.000	0-0	.000	0	0	0	1	0	0	0	0	0
Miami	1/26/22							DNP										
at Florida State	1/29/22							DNP										
Georgia Tech	2/2/22							DNP										
at Pittsburgh	2/5/22							DNP										
Pittsburgh	2/7/22		2	0-0	.000	0-0	.000	0-0	.000	0	1	1	0	0	0	0	0	0
Syracuse	2/12/22																	
Virginia	2/14/22																	
North Carolina	2/19/22																	
at Georgia Tech	2/23/22																	
at Miami	2/26/22																	
Louisville	3/1/22																	
at Clemson	3/5/22																	

## PRODUCTION TRACKER

	This Season
Scored 10+ Points	-
Had 5+ Rebounds	-
Had Multiple Blocks	-
Led Tech in Blocks	-
Had Multiple Steals	-
Shot over 50% from the floor	2
Played 10+ Minutes	-
Shot 5+ Free Throws	-
Had Multiple Dunks	-



# 13 DARIUS MADDOX

**SOPHOMORE** Guard | 6-5 | 185 | Sports Media and Analytics  
Bowie, Maryland | Oak Hill Academy



## SEASON/CAREER BESTS

### POINTS

Season 14 vs. Cornell (12/8/21)  
Career 14 vs. Cornell (12/8/21)

### REBOUNDS

Season 4 vs. Cornell (12/8/21)  
Career 4 vs. Cornell (12/8/21)

### ASSISTS

Season 4 vs. Miami (1/26/22)  
Career 4 vs. Miami (1/26/22)

### BLOCKS

Season 2 (2x), last vs. Miami (1/26/22)  
Career 2 (2x), last vs. Miami (1/26/22)

### STEALS

Season 3 at Florida State (1/29/22)  
Career 3 at Florida State (1/29/22)

### MINUTES

Season 23 (3x), last at Pitt (2/5/22)  
Career 23 (3x), last at Pitt (2/5/22)

### FIELD GOALS MADE

Season 4 (4x), last vs. Miami (1/26/22)  
Career 4 (4x), last vs. Miami (1/26/22)

### FIELD GOALS ATTEMPTED

Season 8 vs. Cornell (12/8/21)  
Career 8 vs. Cornell (12/8/21)

### 3-PT. FIELD GOALS MADE

Season 3 vs. Saint Francis (11/18/21)  
Career 3 (2x), last vs. Saint Francis (11/18/21)

### 3-PT. FIELD GOALS ATTEMPTED

Season 4 (2x), last vs. Miami (1/26/22)  
Career 4 (2x), last vs. Miami (1/26/22)

### FREE THROWS MADE

Season 4 (2x), last vs. Cornell (12/8/21)  
Career 4 (2x), last vs. Cornell (12/8/21)

### FREE THROWS ATTEMPTED

Season 4 (3x), last vs. St. Bona. (12/17/21)  
Career 4 (3x), last vs. St. Bona. (12/17/21)

## CAREER STATS

	GP-GS	MIN	AVG	FG-FGA	FG%	3FG-FGA	3FG%	FT-FTA	FT%	OFF-DEF-TOT	AVG	PF-FO	AST	TO	BLK	STL	PTS	AVG
2020-21	11-0	35	3.2	3-11	.273	3-7	.429	0-0	.000	2-0-2	0.2	3-0	3	1	1	0	9	0.8
2021-22	24-0	350	14.6	44-84	.524	21-41	.512	19-24	.792	8-28-36	1.5	25-0	13	10	7	8	128	5.3
<b>TOTAL</b>	<b>35-0</b>	<b>385</b>	<b>11.0</b>	<b>47-95</b>	<b>.495</b>	<b>24-48</b>	<b>.500</b>	<b>19-24</b>	<b>.792</b>	<b>10-28-38</b>	<b>1.1</b>	<b>28-0</b>	<b>16</b>	<b>11</b>	<b>8</b>	<b>8</b>	<b>137</b>	<b>3.9</b>

- Dropped in a career-high 14 points on 4-of-8 shooting vs. Cornell; also set or tied career highs in rebounds (four), minutes played (23), field goals made (four) and free throws made (four).
- Appeared in 11 games in 2020-21, recording a season-high nine points vs. Coppin State (12/19/20).
- Rated 84th overall and the 14th-best shooting guard on 247 Sports.
- Chose the Hokies over Cincinnati, Creighton, Georgetown and Seton Hall.

## 2021-22 GAME-BY-GAME STATS

OPPONENT	DATE	ST	MIN	FG-FGA	PCT	3FG-FGA	PCT	FT-FTA	PCT	OFF	DEF	TOT	PF	A	T/O	BLK	STL	PTS
Maine	11/9/21		19	4-7	.571	1-1	1.000	0-0	.000	0	2	2	1	0	2	0	0	9
at Navy	11/12/21		15	2-5	.400	0-2	.000	0-1	.000	1	2	3	2	1	0	0	0	4
Radford	11/15/21		16	2-3	.667	2-3	.667	0-0	.000	0	1	1	0	1	1	0	0	6
St. Francis (Pa.)	11/18/21		18	4-4	1.000	3-3	1.000	0-0	.000	1	2	3	1	0	2	0	0	11
Merrimack	11/21/21		16	1-4	.250	1-2	.500	1-2	.500	1	2	3	0	0	0	0	0	4
vs. Memphis	11/24/21		14	2-2	1.000	1-1	1.000	0-0	.000	0	0	0	0	0	0	0	0	5
vs. Xavier	11/26/21		17	0-2	.000	0-2	.000	4-4	1.000	0	1	1	1	0	1	0	0	4
at Maryland	12/1/21		12	2-2	1.000	0-0	.000	0-0	.000	1	1	2	0	0	1	2	1	4
Wake Forest	12/4/21		12	2-3	.667	1-1	1.000	0-0	.000	0	1	1	1	0	0	0	1	5
Cornell	12/8/21		23	4-8	.500	2-4	.500	4-4	1.000	0	4	4	1	0	0	1	1	14
at Dayton	12/12/21		11	0-2	.000	0-0	.000	0-0	.000	1	0	1	3	0	0	0	0	0
vs. St. Bonaventure	12/17/21		17	2-4	.500	1-3	.333	3-4	.750	1	1	2	1	1	0	0	0	8
at Duke	12/22/21		16	1-3	.333	0-2	.000	0-0	.000	0	1	1	3	2	0	0	0	2
NC State	1/4/22		11	1-3	.333	1-2	.500	0-0	.000	0	2	2	0	1	0	1	1	3
at Virginia	1/12/22		8	0-1	.000	0-1	.000	0-0	.000	0	1	1	1	0	1	0	0	0
Notre Dame	1/15/22		5	1-2	.500	1-1	1.000	0-0	.000	0	0	0	0	0	0	0	0	3
at NC State	1/19/22		11	1-3	.333	0-1	.000	0-0	.000	0	0	0	1	0	0	0	0	2
at Boston College	1/22/22		6	1-1	1.000	0-0	.000	0-0	.000	1	0	1	0	0	1	0	0	2
at North Carolina	1/24/22		9	1-2	.500	0-0	.000	0-0	.000	0	1	1	1	0	0	0	0	2
Miami	1/26/22		15	4-6	.667	2-4	.500	3-3	1.000	1	2	3	0	4	0	2	0	13
at Florida State	1/29/22		23	2-6	.333	1-2	.500	1-1	1.000	0	1	1	3	1	0	0	3	6
Georgia Tech	2/2/22		14	2-4	.500	1-2	.500	1-3	.333	0	1	1	2	1	1	0	0	6
at Pittsburgh	2/5/22		23	3-4	.750	1-1	1.000	2-2	1.000	0	2	2	1	0	0	1	1	9
Pittsburgh	2/7/22		19	2-3	.667	2-3	.667	0-0	.000	0	0	0	2	1	0	0	0	6
Syracuse	2/12/22																	
Virginia	2/14/22																	
North Carolina	2/19/22																	
at Georgia Tech	2/23/22																	
at Miami	2/26/22																	
Louisville	3/1/22																	
at Clemson	3/5/22																	

## PRODUCTION TRACKER

	This Season	Career
Scored 10+ Points	3	3
Scored 20+ Points	-	-
Led Tech in Scoring	-	-
Made 3+ 3FGs	1	2
Led Tech in 3FGM	1	1
Shot over 40% from 3	14	15
Had a Double-Double	-	-
Had Multiple Assists	2	2
Had Multiple Steals	1	1



# 14 BEN VARGA

**FRESHMAN** Guard | 5-10 | 170 | Business, Undecided  
Louisville, Kentucky | St. Xavier



## SEASON/CAREER BESTS

### POINTS

Season 3 vs. Merrimack (11/21/21)  
Career 3 vs. Merrimack (11/21/21)

### REBOUNDS

Season -  
Career -

### ASSISTS

Season 1 vs. Pitt (2/7/22)  
Career 1 vs. Pitt (2/7/22)

### BLOCKS

Season -  
Career -

### STEALS

Season -  
Career -

### MINUTES

Season 3 (2x), last vs. Pitt (2/7/22)  
Career 3 (2x), last vs. Pitt (2/7/22)

### FIELD GOALS MADE

Season 1 vs. Merrimack (11/21/21)  
Career 1 vs. Merrimack (11/21/21)

### FIELD GOALS ATTEMPTED

Season 2 (2x), last vs. St. Bona. (12/17/21)  
Career 2 (2x), last vs. St. Bona. (12/17/21)

### 3-PT. FIELD GOALS MADE

Season 1 vs. Merrimack (11/21/21)  
Career 1 vs. Merrimack (11/21/21)

### 3-PT. FIELD GOALS ATTEMPTED

Season 2 vs. Merrimack (11/21/21)  
Career 2 vs. Merrimack (11/21/21)

### FREE THROWS MADE

Season -  
Career -

### FREE THROWS ATTEMPTED

Season -  
Career -

## CAREER STATS

	GP-GS	MIN	AVG	FG-FGA	FG%	3FG-FGA	3FG%	FT-FTA	FT%	OFF-DEF-TOT	AVG	PF-FO	AST	TO	BLK	STL	PTS	AVG
2021-22	6-0	13	2.2	1-5	.200	1-4	.250	0-0	.000	0-0-0	0.0	0-0	1	0	0	0	3	0.5
<b>TOTAL</b>	<b>6-0</b>	<b>13</b>	<b>2.2</b>	<b>1-5</b>	<b>.200</b>	<b>1-4</b>	<b>.250</b>	<b>0-0</b>	<b>.000</b>	<b>0-0-0</b>	<b>0.0</b>	<b>0-0</b>	<b>1</b>	<b>0</b>	<b>0</b>	<b>0</b>	<b>3</b>	<b>0.5</b>

- Recruited as a preferred walk-on.
- Played four years at St. Xavier High School for head coach Kevin Klein.
- Holds school record for career 3-pointers made, school record for 3-pointers made in a game and school record for 3-pointers made in a season.
- Led Kentucky in 3-pointers his senior year - averaged 18 ppg and four 3-pointers per game.
- Dad played tennis at the University of Kentucky.

*Last name pronounced: VAR-guh*

## 2021-22 GAME-BY-GAME STATS

OPPONENT	DATE	ST	MIN	FG-FGA	PCT	3FG-FGA	PCT	FT-FTA	PCT	OFF	DEF	TOT	PF	A	T/O	BLK	STL	PTS
Maine	11/9/21		2	0-0	.000	0-0	.000	0-0	.000	0	0	0	0	0	0	0	0	0
at Navy	11/12/21																	
Radford	11/15/21		1	0-0	.000	0-0	.000	0-0	.000	0	0	0	0	0	0	0	0	0
St. Francis (Pa.)	11/18/21																	
Merrimack	11/21/21		2	1-2	.500	1-2	.500	0-0	.000	0	0	0	0	0	0	0	0	3
vs. Memphis	11/24/21																	
vs. Xavier	11/26/21																	
at Maryland	12/1/21																	
Wake Forest	12/4/21																	
Cornell	12/8/21		2	0-1	.000	0-1	.000	0-0	.000	0	0	0	0	0	0	0	0	0
at Dayton	12/12/21																	
vs. St. Bonaventure	12/17/21		3	0-2	.000	0-1	.000	0-0	.000	0	0	0	0	0	0	0	0	0
at Duke	12/22/21																	
NC State	1/4/22																	
at Virginia	1/12/22																	
Notre Dame	1/15/22																	
at NC State	1/19/22																	
at Boston College	1/22/22																	
at North Carolina	1/24/22																	
Miami	1/26/22																	
at Florida State	1/29/22																	
Georgia Tech	2/2/22																	
at Pittsburgh	2/5/22																	
Pittsburgh	2/7/22		3	0-0	.000	0-0	.000	0-0	.000	0	0	0	0	1	0	0	0	0
Syracuse	2/12/22																	
Virginia	2/14/22																	
North Carolina	2/19/22																	
at Georgia Tech	2/23/22																	
at Miami	2/26/22																	
Louisville	3/1/22																	
at Clemson	3/5/22																	

## PRODUCTION TRACKER

	This Season
Scored 5+ Points	-
Scored 10+ Points	-
Made Multiple 3FGs	-
Made 3+ 3FGs	-
Led Tech in 3FGM	-
Shot over 40% from 3	1
Played 5+ Minutes	-
Had Multiple Assists	-
Had Multiple Steals	-



# 15 LYNN KIDD

**SOPHOMORE** Center | 6-10 | 240 | Public Health  
Gainesville, Florida | Clemson



## SEASON/CAREER BESTS

### POINTS

Season 3 vs. Saint Francis (11/18/21)  
Career 4 vs. Florida State (1/23/21)

### REBOUNDS

Season 3 vs. Maine (11/9/21)  
Career 4 vs. South Carolina State (12/2/20)

### ASSISTS

Season -  
Career 1 vs. Mississippi State (11/25/20)

### BLOCKS

Season 1 (2x), last vs. St. Bona. (12/17/21)  
Career 2 vs. South Carolina State (12/2/20)

### STEALS

Season -  
Career -

### MINUTES

Season 6 vs. St. Bonaventure (12/17/21)  
Career 12 vs. South Carolina State (12/2/20)

### FIELD GOALS MADE

Season 1 vs. Saint Francis (11/18/21)  
Career 1 (3x), last vs. Saint Francis (11/18/21)

### FIELD GOALS ATTEMPTED

Season 3 vs. Saint Francis (11/18/21)  
Career 5 vs. South Carolina State (12/2/20)

### 3-PT. FIELD GOALS MADE

Season -  
Career -

### 3-PT. FIELD GOALS ATTEMPTED

Season -  
Career -

### FREE THROWS MADE

Season 1 vs. Saint Francis (11/18/21)  
Career 2 (2x), last vs. Florida State (1/23/21)

### FREE THROWS ATTEMPTED

Season 1 vs. Saint Francis (11/18/21)  
Career 2 (2x), last vs. Florida State (1/23/21)

## CAREER STATS

	GP-GS	MIN	AVG	FG-FGA	FG%	3FG-FGA	3FG%	FT-FTA	FT%	OFF-DEF-TOT	AVG	PF-FO	AST	TO	BLK	STL	PTS	AVG
2020-21	7-0	33	4.7	2-6	.333	0-0	.000	4-4	1.000	4-3-7	1.0	6-0	1	2	2	0	8	1.1
2021-22	7-0	22	3.1	1-6	.167	0-0	.000	1-1	1.000	4-4-8	1.1	0-0	0	3	2	0	3	0.4
<b>TOTAL</b>	<b>14-0</b>	<b>55</b>	<b>3.9</b>	<b>3-12</b>	<b>.250</b>	<b>0-0</b>	<b>.000</b>	<b>5-5</b>	<b>1.000</b>	<b>8-7-15</b>	<b>1.1</b>	<b>6-0</b>	<b>1</b>	<b>5</b>	<b>4</b>	<b>0</b>	<b>11</b>	<b>0.8</b>

- Played in seven games, totaling eight points in 33 minutes of action as a freshman at Clemson.
- Reclassified from the 2021 recruiting class to 2020.
- No. 77 overall prospect on ESPN's Top-100 list of high school juniors; four-star recruit.
- Chose Clemson over Virginia Tech, Miami, Wake Forest, Auburn and Florida during his initial recruitment.

## 2021-22 GAME-BY-GAME STATS

OPPONENT	DATE	ST	MIN	FG-FGA	PCT	3FG-FGA	PCT	FT-FTA	PCT	OFF	DEF	TOT	PF	A	T/O	BLK	STL	PTS
Maine	11/9/21		4	0-1	.000	0-0	.000	0-0	.000	2	1	3	0	0	2	0	0	0
at Navy	11/12/21									DNP								
Radford	11/15/21		1	0-1	.000	0-0	.000	0-0	.000	0	0	0	0	0	0	0	0	0
St. Francis (Pa.)	11/18/21		4	1-3	.333	0-0	.000	1-1	1.000	1	0	1	0	0	0	0	0	3
Merrimack	11/21/21		3	0-0	.000	0-0	.000	0-0	.000	0	2	2	0	0	0	1	0	0
vs. Memphis	11/24/21									DNP								
vs. Xavier	11/26/21									DNP								
at Maryland	12/1/21									DNP								
Wake Forest	12/4/21									DNP								
Cornell	12/8/21		3	0-1	.000	0-0	.000	0-0	.000	1	1	2	0	0	0	0	0	0
at Dayton	12/12/21									DNP								
vs. St. Bonaventure	12/17/21		6	0-0	.000	0-0	.000	0-0	.000	0	0	0	0	0	1	1	0	0
at Duke	12/22/21									DNP								
NC State	1/4/22									DNP								
at Virginia	1/12/22									DNP								
Notre Dame	1/15/22									DNP								
at NC State	1/19/22									DNP								
at Boston College	1/22/22									DNP								
at North Carolina	1/24/22									DNP								
Miami	1/26/22									DNP								
at Florida State	1/29/22									DNP								
Georgia Tech	2/2/22									DNP								
at Pittsburgh	2/5/22									DNP								
Pittsburgh	2/7/22		1	0-0	.000	0-0	.000	0-0	.000	0	0	0	0	0	0	0	0	0
Syracuse	2/12/22									DNP								
Virginia	2/14/22									DNP								
North Carolina	2/19/22									DNP								
at Georgia Tech	2/23/22									DNP								
at Miami	2/26/22									DNP								
Louisville	3/1/22									DNP								
at Clemson	3/5/22									DNP								

## PRODUCTION TRACKER

	This Season	Career
Scored 10+ Points	-	-
Had 5+ Rebounds	-	-
Had Multiple Blocks	-	1
Led Tech in Blocks	-	-
Had Multiple Steals	-	-
Shot over 50% from the floor	-	1
Played 10+ Minutes	-	1
Shot 5+ Free Throws	-	-
Had Multiple Dunks	-	-





# 21 JOHN OJIAKO

**JUNIOR** Center | 6-10 | 245 | Public Health  
Lagos, Nigeria | Admiral Farragut (Fla.)



## SEASON/CAREER BESTS

### POINTS

Season 9 vs. Maine (11/9/21)  
Career 15 vs. UMES (12/29/19)

### REBOUNDS

Season 5 (2x), last vs. Merrimack (11/21/21)  
Career 9 (2x), last vs. Pittsburgh (2/15/20)

### ASSISTS

Season 1 (2x), last at BC (1/22/22)  
Career 1 (4x), last at BC (1/22/22)

### BLOCKS

Season 2 vs. St. Bonaventure (12/17/21)  
Career 5 vs. Miami (2/19/20)

### STEALS

Season -  
Career 2 vs. USC Upstate (11/13/19)

### MINUTES

Season 14 vs. Merrimack (11/21/21)  
Career 23 vs. Miami (2/19/20)

### FIELD GOALS MADE

Season 4 vs. Maine (11/9/21)  
Career 5 vs. UMES (12/29/19)

### FIELD GOALS ATTEMPTED

Season 8 vs. Maine (11/9/21)  
Career 10 vs. UMES (12/29/19)

### 3-PT. FIELD GOALS MADE

Season -  
Career -

### 3-PT. FIELD GOALS ATTEMPTED

Season -  
Career -

### FREE THROWS MADE

Season 5 vs. St. Bonaventure (12/17/21)  
Career 5 (2x), last vs. St. Bona. (12/17/21)

### FREE THROWS ATTEMPTED

Season 6 vs. St. Bonaventure (12/17/21)  
Career 6 (2x), last vs. St. Bona. (12/17/21)

## CAREER STATS

	GP-GS	MIN	AVG	FG-FGA	FG%	3FG-FGA	3FG%	FT-FTA	FT%	OFF-DEF-TOT	AVG	PF-FO	AST	TO	BLK	STL	PTS	AVG
2019-20	31-2	325	10.5	33-61	.541	0-0	.000	19-28	.679	35-50-85	2.7	47-2	2	17	23	6	85	2.7
2020-21	6-0	16	2.7	1-4	.250	0-0	.000	0-2	.000	0-1-1	0.2	4-0	0	1	2	0	2	0.3
2021-22	17-0	116	6.8	17-28	.607	0-0	.000	9-11	.818	17-17-34	2.0	13-0	2	7	7	0	43	2.5
<b>TOTAL</b>	<b>54-2</b>	<b>456</b>	<b>8.4</b>	<b>51-93</b>	<b>.548</b>	<b>0-0</b>	<b>.000</b>	<b>28-41</b>	<b>.683</b>	<b>52-68-120</b>	<b>2.2</b>	<b>63-1</b>	<b>4</b>	<b>25</b>	<b>32</b>	<b>6</b>	<b>130</b>	<b>2.4</b>

- Battled through injuries most of 2020-21.
- Played in six games last season, throwing down a dunk for his lone bucket of the year.
- Played at Admiral Farragut High School in Florida during 2018-19.
- Originally from Nigeria, played his high school basketball first in Kentucky and then in St. Petersburg, Florida.
- Rated as the No. 25 center in the nation and No. 10 player in Florida by ESPN.
- Three-star prospect on 247 Sports and Rivals.com.
- Hopes to become a medical doctor.

*Last name pronounced: oh-GEE-ah-koh*

## 2021-22 GAME-BY-GAME STATS

OPPONENT	DATE	ST	MIN	FG-FGA	PCT	3FG-FGA	PCT	FT-FTA	PCT	OFF	DEF	TOT	PF	A	T/O	BLK	STL	PTS
Maine	11/9/21		12	4-8	.500	0-0	.000	1-1	1.000	2	2	4	2	0	0	0	0	9
at Navy	11/12/21		9	3-3	1.000	0-0	.000	0-0	.000	1	1	2	1	0	1	1	0	6
Radford	11/15/21		10	0-1	.000	0-0	.000	0-0	.000	1	4	5	3	0	0	0	0	0
St. Francis (Pa.)	11/18/21		9	2-4	.500	0-0	.000	2-2	1.000	2	1	3	1	0	2	1	0	6
Merrimack	11/21/21		14	3-4	.750	0-0	.000	0-0	.000	1	4	5	0	0	0	0	0	6
vs. Memphis	11/24/21		4	0-0	.000	0-0	.000	0-0	.000	0	0	0	0	0	0	0	0	0
vs. Xavier	11/26/21							DNP										
at Maryland	12/1/21		3	0-1	.000	0-0	.000	0-0	.000	0	0	0	0	0	0	0	0	0
Wake Forest	12/4/21		3	1-1	1.000	0-0	.000	0-0	.000	2	1	3	0	0	0	0	0	2
Cornell	12/8/21		8	0-1	.000	0-0	.000	1-2	.500	3	1	4	1	1	1	1	0	1
at Dayton	12/12/21							DNP										
vs. St. Bonaventure	12/17/21		9	0-0	.000	0-0	.000	5-6	.833	2	0	2	1	0	2	2	0	5
at Duke	12/22/21							DNP										
NC State	1/4/22							DNP										
at Virginia	1/12/22		13	1-1	1.000	0-0	.000	0-0	.000	1	2	3	2	0	1	1	0	2
Notre Dame	1/15/22							DNP										
at NC State	1/19/22		3	1-1	1.000	0-0	.000	0-0	.000	1	0	1	0	0	0	0	0	2
at Boston College	1/22/22		6	0-1	.000	0-0	.000	0-0	.000	0	1	1	2	1	0	1	0	0
at North Carolina	1/24/22							DNP										
Miami	1/26/22							DNP										
at Florida State	1/29/22		1	0-0	.000	0-0	.000	0-0	.000	0	0	0	0	0	0	0	0	0
Georgia Tech	2/2/22		2	0-0	.000	0-0	.000	0-0	.000	0	0	0	0	0	0	0	0	0
at Pittsburgh	2/5/22		3	0-0	.000	0-0	.000	0-0	.000	0	0	0	0	0	0	0	0	0
Pittsburgh	2/7/22		7	2-2	1.000	0-0	.000	0-0	.000	0	0	0	0	0	0	0	0	4
Syracuse	2/12/22																	
Virginia	2/14/22																	
North Carolina	2/19/22																	
at Georgia Tech	2/23/22																	
at Miami	2/26/22																	
Louisville	3/1/22																	
at Clemson	3/5/22																	

## PRODUCTION TRACKER

	This Season	Career
Scored 10+ Points	-	1
Had 5+ Rebounds	2	8
Had Multiple Blocks	1	8
Led Tech in Blocks	2	10
Had Multiple Steals	-	1
Shot over 50% from the floor	8	28
Played 10+ Minutes	4	19
Shot 5+ Free Throws	1	3
Had Multiple Dunks	-	-



# 22 KEVE ALUMA

**R-SENIOR** Forward | 6-9 | 235 | Sociology (2nd undergraduate degree)  
Berlin, Maryland | Wofford



## SEASON/CAREER BESTS

### POINTS

Season 25 at Duke (12/22/21)  
Career 30 at Pittsburgh (2/3/21)

### REBOUNDS

Season 12 at Maryland (12/1/21)  
Career 14 vs. Georgia Tech (2/23/21)

### ASSISTS

Season 5 vs. Wake Forest (12/4/21)  
Career 5 (4x), last vs. Wake Forest (12/4/21)

### BLOCKS

Season 3 (2x), last vs. Miami (1/26/22)  
Career 4 at Wake Forest (1/17/21)

### STEALS

Season 3 vs. St. Bonaventure (12/17/21)  
Career 3 (2x), last vs. St. Bona. (12/17/21)

### MINUTES

Season 38 (2x), last at Virginia (1/12/22)  
Career 43 at Miami (2/6/21)

### FIELD GOALS MADE

Season 11 at Duke (12/22/21)  
Career 11 at Duke (12/22/21)

### FIELD GOALS ATTEMPTED

Season 20 (2x), last at Virginia (1/12/22)  
Career 20 (2x), last at Virginia (1/12/22)

### 3-PT. FIELD GOALS MADE

Season 4 vs. Wake Forest (12/4/21)  
Career 5 vs. Wake Forest (2/27/21)

### 3-PT. FIELD GOALS ATTEMPTED

Season 7 vs. Wake Forest (12/4/21)  
Career 7 (2x), last vs. Wake Forest (12/4/21)

### FREE THROWS MADE

Season 10 at Navy (11/12/21)  
Career 10 at Navy (11/12/21)

### FREE THROWS ATTEMPTED

Season 10 at Navy (11/12/21)  
Career 13 vs. VMI (12/3/20)

## CAREER STATS

	GP-GS	MIN	AVG	FG-FGA	FG%	3FG-FGA	3FG%	FT-FTA	FT%	OFF-DEF-TOT	AVG	PF-FO	AST	TO	BLK	STL	PTS	AVG
2017-18	33-2	439	13.3	30-53	.566	0-0	.000	24-42	.571	45-68-113	3.4	63-2	18	20	13	6	84	2.5
2018-19	35-34	931	26.6	94-141	.667	0-1	.000	54-94	.574	92-147-239	6.8	81-3	34	36	31	23	242	6.9
2019-20											DNP							
2020-21	22-22	674	30.6	118-241	.490	20-57	.351	78-108	.722	56-118-174	7.9	52-1	48	41	29	15	334	15.2
2021-22	24-24	720	30.0	143-272	.526	15-52	.288	67-86	.779	54-95-149	6.2	61-1	47	42	18	15	368	15.3
<b>TOTAL</b>	<b>114-82</b>	<b>2764</b>	<b>24.2</b>	<b>385-707</b>	<b>.545</b>	<b>35-110</b>	<b>.318</b>	<b>223-330</b>	<b>.676</b>	<b>247-428-675</b>	<b>5.9</b>	<b>257-7</b>	<b>147</b>	<b>139</b>	<b>91</b>	<b>59</b>	<b>1028</b>	<b>9.0</b>

- Returns after exploring his 2021 NBA Draft options. *Name pronounced: kev-AYE ah-LOU-muh*
- Second-Team All-ACC pick in 2020-21.
- Only Hokie to start all 22 games Tech played.
- Averaged a team-high 15.2 points per game, which ranked ninth in the ACC.
- Posted a team-best six double-doubles last season.
- Two-time ACC Player of the Week (11/30/20, 2/1/21).
- Earned his first undergraduate degree in human development from Virginia Tech in May 2021.
- Currently working on his second undergraduate degree in sociology.

## 2021-22 GAME-BY-GAME STATS

OPPONENT	DATE	ST	MIN	FG-FGA	PCT	3FG-FGA	PCT	FT-FTA	PCT	OFF	DEF	TOT	PF	A	T/O	BLK	STL	PTS
Maine	11/9/21	*	18	3-5	.600	0-1	.000	2-2	1.000	0	0	0	3	0	0	1	0	8
at Navy	11/12/21	*	24	5-9	.556	0-0	.000	10-10	1.000	2	4	6	4	1	1	1	1	20
Radford	11/15/21	*	23	5-8	.625	0-2	.000	0-0	.000	0	4	4	3	1	2	2	0	10
St. Francis (Pa.)	11/18/21	*	24	6-13	.462	0-5	.000	6-8	.750	2	5	7	3	1	1	0	0	18
Merrimack	11/21/21	*	24	2-3	.667	0-0	.000	2-4	.500	2	3	5	1	2	1	3	0	6
vs. Memphis	11/24/21	*	36	5-17	.294	1-3	.333	3-4	.750	5	6	11	5	1	1	0	2	14
vs. Xavier	11/26/21	*	37	6-11	.545	0-1	.000	0-1	.000	0	5	5	0	2	1	0	0	12
at Maryland	12/1/21	*	35	6-14	.429	1-4	.250	4-6	.667	5	7	12	2	2	2	2	0	17
Wake Forest	12/4/21	*	36	8-16	.500	4-7	.571	3-4	.750	4	5	9	3	5	4	0	0	23
Cornell	12/8/21	*	22	8-9	.889	0-1	.000	0-0	.000	2	3	5	3	1	0	1	1	16
at Dayton	12/12/21	*	37	7-15	.467	0-2	.000	0-2	.000	3	3	6	2	2	3	0	1	14
vs. St. Bonaventure	12/17/21	*	24	5-11	.455	0-2	.000	2-2	1.000	1	2	3	1	4	0	2	3	12
at Duke	12/22/21	*	38	11-20	.550	1-3	.333	2-2	1.000	5	5	10	2	3	2	0	1	25
NC State	1/4/22	*	34	7-14	.500	1-3	.333	3-5	.600	4	2	6	3	2	2	0	0	18
at Virginia	1/12/22	*	38	9-20	.450	1-3	.333	3-3	1.000	2	4	6	2	3	3	1	0	22
Notre Dame	1/15/22	*	36	7-14	.500	0-3	.000	3-5	.600	1	7	8	3	2	2	0	0	17
at NC State	1/19/22	*	28	5-7	.714	0-1	.000	0-0	.000	3	8	11	3	1	3	1	0	10
at Boston College	1/22/22	*	32	7-14	.500	1-2	.500	6-6	1.000	3	5	8	3	3	1	0	1	21
at North Carolina	1/24/22	*	37	7-15	.467	1-2	.500	4-4	1.000	1	5	6	4	3	2	1	0	19
Miami	1/26/22	*	33	5-8	.625	1-2	.500	3-3	1.000	1	2	3	1	3	1	3	1	14
at Florida State	1/29/22	*	24	2-4	.500	0-0	.000	0-2	.000	0	1	1	4	0	1	0	1	4
Georgia Tech	2/2/22	*	27	8-11	.727	0-0	.000	8-9	.889	3	4	7	1	1	3	0	0	24
at Pittsburgh	2/5/22	*	31	2-4	.500	1-2	.500	1-2	.500	2	2	4	2	2	2	0	2	6
Pittsburgh	2/7/22	*	22	7-10	.700	2-3	.667	2-2	1.000	3	3	6	3	2	4	0	1	18
Syracuse	2/12/22																	
Virginia	2/14/22																	
North Carolina	2/19/22																	
at Georgia Tech	2/23/22																	
at Miami	2/26/22																	
Louisville	3/1/22																	
at Clemson	3/5/22																	

## PRODUCTION TRACKER

	This Season	Career
Scored 10+ Points	20	45
Scored 20+ Points	6	11
Led Tech in Scoring	14	22
Had 10+ Rebounds	4	19
Led Tech in Rebounding	7	19
Had a Double-Double	4	12
Shot over 50% from the floor	17	76
Made 3+ 3FGs	1	4
Shot 5+ Free Throws	7	25



# 25 JUSTYN MUTTS

**GRADUATE STUDENT** Forward | 6-7 | 230 | Educational Psychology (2nd master's degree)  
Millville, New Jersey | Delaware



## SEASON/CAREER BESTS

POINTS	
Season	24 vs. Notre Dame (1/15/22)
Career	30 at Hofstra (1/23/20)
REBOUNDS	
Season	12 vs. Memphis (11/24/21)
Career	16 vs. UMES (11/29/19)
ASSISTS	
Season	8 vs. Miami (1/26/22)
Career	8 vs. Miami (1/26/22)
BLOCKS	
Season	2 (4x), last at BC (1/22/22)
Career	4 (3x), last vs. Hofstra (3/9/20)
STEALS	
Season	5 at Pitt (2/5/22)
Career	5 (2x), last at Pitt (2/5/22)
MINUTES	
Season	38 vs. Memphis (11/24/21)
Career	39 (2x), last at Miami (2/6/21)
FIELD GOALS MADE	
Season	9 vs. Notre Dame (1/15/22)
Career	14 at Hofstra (1/23/20)
FIELD GOALS ATTEMPTED	
Season	15 at UNC (1/24/22)
Career	17 at Hofstra (1/23/20)
3-PT. FIELD GOALS MADE	
Season	2 (2x), last at Pitt (2/5/22)
Career	3 (2x), last vs. North Carolina (3/11/21)
3-PT. FIELD GOALS ATTEMPTED	
Season	4 at Dayton (12/12/21)
Career	5 (3x), last vs. North Carolina (3/11/21)
FREE THROWS MADE	
Season	6 at Duke (12/22/21)
Career	8 vs. UMES (11/29/19)
FREE THROWS ATTEMPTED	
Season	7 at Duke (12/22/21)
Career	8 (3x), last vs. Columbia (12/2/19)

## CAREER STATS

	GP-GS	MIN	AVG	FG-FGA	FG%	3FG-FGA	3FG%	FT-FTA	FT%	OFF-DEF-TOT	AVG	PF-FO	AST	TO	BLK	STL	PTS	AVG
2017-18	28-18	568	20.3	71-132	.538	0-1	.000	26-47	.553	38-74-112	4.0	86-2	39	42	32	30	168	6.0
2018-19											DNP							
2019-20	33-32	1046	31.7	162-301	.538	2-18	.111	75-102	.735	66-210-276	8.4	110-7	72	82	34	44	401	12.2
2020-21	22-21	651	29.6	83-162	.512	15-45	.333	27-53	.509	37-104-141	6.4	62-2	49	51	17	13	208	9.5
2021-22	24-24	686	28.6	102-184	.554	14-35	.400	30-46	.652	54-120-174	7.3	66-0	71	61	18	30	248	10.3
<b>TOTAL</b>	<b>107-95</b>	<b>2951</b>	<b>27.6</b>	<b>418-779</b>	<b>.537</b>	<b>31-99</b>	<b>.313</b>	<b>158-248</b>	<b>.637</b>	<b>195-508-703</b>	<b>6.6</b>	<b>324-11</b>	<b>231</b>	<b>236</b>	<b>101</b>	<b>117</b>	<b>1025</b>	<b>9.6</b>

- Candidate for 2021-22 Senior CLASS Award. *First name pronounced: JUST-in*
- Focused on improving his shooting form in the offseason.
- Started 21 of 22 games he played in last season.
- Reached double-figure scoring nine times in his first season as a Hokie.
- ACC All-Academic Team member in 2020-21.
- At Delaware, led the Blue Hens in rebounding and was fifth in the CAA in rebounds per game with 8.4 in 2019-20.
- Second on the team in points per game (12.2) and turned in 11 double-doubles - the third most in the CAA.
- Had 19 double-digit scoring outings and 13 double-figure rebounding efforts in 2019-20.
- Sat out the 2018-19 season due to NCAA transfer policy.
- As a freshman at High Point, Big South All-Freshman Team honoree.
- Chose the Hokies over Mississippi State and Houston.
- Earned his master's degree from Virginia Tech's OMALS program in May 2021.
- Currently working on his second graduate degree in educational psychology.

## 2021-22 GAME-BY-GAME STATS

OPPONENT	DATE	ST	MIN	FG-FGA	PCT	3FG-FGA	PCT	FT-FTA	PCT	OFF	DEF	TOT	PF	A	T/O	BLK	STL	PTS
Maine	11/9/21	*	23	7-13	.538	1-3	.333	0-0	.000	2	5	7	1	6	1	1	2	15
at Navy	11/12/21	*	34	4-5	.800	1-1	1.000	0-0	.000	1	6	7	2	2	2	0	1	9
Radford	11/15/21	*	25	5-13	.385	1-3	.333	0-0	.000	2	6	8	3	1	1	1	0	11
St. Francis (Pa.)	11/18/21	*	21	3-8	.375	0-2	.000	0-0	.000	0	5	5	3	2	1	0	3	6
Merrimack	11/21/21	*	22	4-5	.800	1-1	1.000	0-0	.000	2	5	7	3	5	2	0	1	9
vs. Memphis	11/24/21	*	38	3-6	.500	0-2	.000	1-2	.500	4	8	12	2	3	3	0	4	7
vs. Xavier	11/26/21	*	32	2-6	.333	1-2	.500	0-2	.000	3	8	11	2	3	3	1	1	5
at Maryland	12/1/21	*	31	6-12	.500	2-3	.667	2-4	.500	2	2	4	4	2	2	0	2	16
Wake Forest	12/4/21	*	28	7-10	.700	1-3	.333	0-0	.000	1	2	3	3	3	3	0	0	15
Cornell	12/8/21	*	20	3-4	.750	0-0	.000	4-4	1.000	3	5	8	2	4	3	1	0	10
at Dayton	12/12/21	*	27	3-9	.333	0-4	.000	2-5	.400	3	7	10	4	1	2	1	0	8
vs. St. Bonaventure	12/17/21	*	23	1-1	1.000	0-0	.000	0-0	.000	1	6	7	1	2	3	0	2	2
at Duke	12/22/21	*	34	7-14	.500	0-1	.000	6-7	.857	4	5	9	4	3	1	1	1	20
NC State	1/4/22	*	35	3-7	.429	0-0	.000	0-0	.000	1	6	7	4	2	6	2	2	6
at Virginia	1/12/22	*	28	1-2	.500	0-1	.000	0-0	.000	0	4	4	4	2	1	2	1	2
Notre Dame	1/15/22	*	33	9-11	.818	1-1	1.000	5-6	.833	2	5	7	2	3	2	1	1	24
at NC State	1/19/22	*	33	6-8	.750	1-1	1.000	0-0	.000	4	5	9	2	4	4	2	0	13
at Boston College	1/22/22	*	26	2-5	.400	0-0	.000	0-0	.000	1	2	3	4	3	1	2	1	4
at North Carolina	1/24/22	*	32	8-15	.533	1-3	.333	1-4	.250	1	9	10	4	2	2	1	1	18
Miami	1/26/22	*	29	4-7	.571	1-1	1.000	0-0	.000	5	5	10	4	8	4	1	0	9
at Florida State	1/29/22	*	24	4-5	.800	0-0	.000	2-2	1.000	3	2	5	3	4	2	0	1	10
Georgia Tech	2/2/22	*	33	4-4	1.000	0-0	.000	2-2	1.000	5	3	8	2	4	2	1	0	10
at Pittsburgh	2/5/22	*	33	5-10	.500	2-3	.667	4-6	.667	2	3	5	2	2	8	0	5	16
Pittsburgh	2/7/22	*	22	1-4	.250	0-0	.000	1-2	.500	3	6	9	1	0	2	0	1	3
Syracuse	2/12/22																	
Virginia	2/14/22																	
North Carolina	2/19/22																	
at Georgia Tech	2/23/22																	
at Miami	2/26/22																	
Louisville	3/1/22																	
at Clemson	3/5/22																	

## PRODUCTION TRACKER

	This Season	Career
Scored 10+ Points	12	45
Scored 20+ Points	2	9
Led Tech in Scoring	3	5
Had 10+ Rebounds	5	20
Led Tech in Rebounding	14	20
Had a Double-Double	1	13
Shot over 50% from the floor	17	64
Made 3+ 3FGs	-	2
Shot 5+ Free Throws	4	18



# VIRGINIA TECH MEN'S BASKETBALL

## COMBINED TEAM STATS

### Game Records

Record	Overall	Home	Away	Neutral
ALL GAMES	14-10	8-3	5-5	1-2
CONFERENCE	6-7	3-3	3-4	0-0
NON-CONFERENCE	8-3	5-0	2-1	1-2

### Score by Periods

Team	1st	2nd	OT	TOT
Virginia Tech	842	860	0	1702
Opponents	678	810	0	1488

### Team Box Score

No.	Player				Total		3-Point		F-Throw		Rebounds									PTS	AVG	
		GP-GS	MIN	AVG	FG-FGA	FG%	3FG-3FGA	3FG%	FT-FTA	FT%	OFF	DEF	TOT	AVG	PF	DQ	A	TO	BLK			STL
22	ALUMA, Keve	24-24	719:43	30.0	143-272	.526	15-52	.288	67-86	.779	54	95	149	6.2	61	1	47	42	18	15	368	15.3
0	CATTOOR, Hunter	24-24	797:26	33.2	85-186	.457	61-130	.469	20-28	.714	8	85	93	3.9	46	0	48	23	5	25	251	10.5
25	MUTTS, Justyn	24-24	683:38	28.5	102-184	.554	14-35	.400	30-46	.652	55	120	175	7.3	66	0	71	61	18	30	248	10.3
4	ALLEYNE, Nahiem	24-24	760:53	31.7	81-223	.363	46-119	.387	37-41	.902	2	70	72	3.0	37	0	43	36	1	12	245	10.2
5	MURPHY, Storm	24-24	679:22	28.3	79-171	.462	40-105	.381	12-17	.706	7	37	44	1.8	38	0	66	42	0	12	210	8.8
13	MADDOX, Darius	24-0	351:31	14.6	44-84	.524	21-41	.512	19-24	.792	8	28	36	1.5	25	0	13	10	7	8	128	5.3
1	N'GUESSAN, David	24-0	349:58	14.6	40-77	.519	4-12	.333	15-30	.500	18	52	70	2.9	37	0	18	15	16	8	99	4.1
3	PEDULLA, Sean	24-0	265:58	11.1	33-69	.478	22-35	.629	6-9	.667	3	23	26	1.1	25	1	37	20	0	11	94	3.9
21	OJIAKO, John	17-0	116:10	6.8	17-28	.607	0-0	.000	9-11	.818	16	17	33	1.9	13	0	2	7	7	0	43	2.5
11	HAYNES, Jalen	9-0	24:32	2.7	3-7	.429	0-0	.000	1-3	.333	3	2	5	0.6	2	0	0	2	0	0	7	0.8
14	VARGA, Ben	6-0	14:02	2.3	1-5	.200	1-4	.250	0-0	.000	0	0	0	0.0	0	0	1	0	0	0	3	0.5
15	KIDD, Lynn	7-0	21:30	3.1	1-6	.167	0-0	.000	1-1	1.000	4	4	8	1.1	0	0	0	3	2	0	3	0.4
10	JOHNSON, Camden	7-0	15:18	2.2	1-2	.500	1-2	.500	0-0	.000	0	2	2	0.3	1	0	1	0	0	1	3	0.4
Team											24	23	47					9				
<b>Total</b>		<b>24</b>	<b>4800</b>		<b>630-1314</b>	<b>.479</b>	<b>225-535</b>	<b>.421</b>	<b>217-296</b>	<b>.733</b>	<b>202</b>	<b>558</b>	<b>760</b>	<b>31.7</b>	<b>351</b>	<b>2</b>	<b>347</b>	<b>270</b>	<b>74</b>	<b>122</b>	<b>1702</b>	<b>70.9</b>
<b>Opponents</b>		<b>24</b>	<b>4800</b>		<b>546-1284</b>	<b>.425</b>	<b>156-480</b>	<b>.325</b>	<b>240-320</b>	<b>.750</b>	<b>210</b>	<b>511</b>	<b>721</b>	<b>30.0</b>	<b>348</b>	<b>4</b>	<b>272</b>	<b>294</b>	<b>74</b>	<b>154</b>	<b>1488</b>	<b>62.0</b>

### Team Statistics

	HOKIES	OPP
<b>Scoring</b>	<b>1702</b>	<b>1488</b>
Points per game	70.9	62.0
Scoring margin	+8.9	-
<b>Field goals-att</b>	<b>630-1314</b>	<b>546-1284</b>
Field goal pct	.479	.425
<b>3 point fg-att</b>	<b>225-535</b>	<b>156-480</b>
3-point FG pct	.421	.325
3-pt FG made per game	9.4	6.5
<b>Free throws-att</b>	<b>217-296</b>	<b>240-320</b>
Free throw pct	.733	.750
F-Throws made per game	9.0	10.0
<b>Rebounds</b>	<b>760</b>	<b>721</b>
Rebounds per game	31.7	30.0
Rebounding margin	+1.6	-
<b>Assists</b>	<b>347</b>	<b>272</b>
Assists per game	14.5	11.3
<b>Turnovers</b>	<b>270</b>	<b>294</b>
Turnovers per game	11.3	12.3
Turnover margin	+1.0	-
Assist/turnover ratio	1.3	0.9
<b>Steals</b>	<b>122</b>	<b>154</b>
Steals per game	5.1	6.4
<b>Blocks</b>	<b>74</b>	<b>74</b>
Blocks per game	3.1	3.1
<b>Winning streak</b>	<b>4</b>	<b>-</b>
Home win streak	2	-
<b>Attendance</b>	<b>76774</b>	<b>114456</b>
Home games-Avg/Game	11-6979	10-11446
Neutral site-Avg/Game	-	3-935

### Team Results

Date	Opponent		Score	Att.
11/09/2021	Maine	W	82-47	6473
11/12/2021	at Navy	W	77-57	4784
11/15/2021	Radford	W	65-39	6835
11/18/2021	Saint Francis (PA)	W	85-55	6437
11/21/2021	Merrimack	W	72-43	4730
11/24/2021	vs Memphis	L	61-69	2804
11/26/2021	vs Xavier	L	58-59	0
12/01/2021	at Maryland	W	62-58	15988
12/04/2021	Wake Forest	L	61-80	8925
12/08/2021	Cornell	W	93-60	6403
12/12/2021	at Dayton	L	57-62	13407
12/17/2021	vs St. Bonaventure	W	86-49	0
12/22/2021	at Duke	L	65-76	9314
01/04/2022	NC State	L	63-68	5148
01/12/2022	at Virginia	L	52-54	13573
01/15/2022	Notre Dame	W	79-73	8925
01/19/2022	at NC State	W	62-59	13286
01/22/2022	at Boston College	L	63-68	4714
01/24/2022	at North Carolina	L	68-78	19357
01/26/2022	Miami (FL)	L	75-78	7086
01/29/2022	at Florida St.	W	85-72	11500
02/02/2022	Georgia Tech	W	81-66	6887
02/05/2022	at Pittsburgh	W	76-71	8533
02/07/2022	Pittsburgh	W	74-47	8925

# VIRGINIA TECH MEN'S BASKETBALL

## TEAM GAME-BY-GAME

Opponent	Date	Score	W	Total		3-Pointers		Free throws		Rebounds										
				FG-FGA	PCT	3FG-3FGA	PCT	FT-FTA	PCT	OFF	DEF	TOT	AVG	PF	A	TO	BLK	STL	PTS	AVG
Maine	11/09/2021	82-47	W	35-66	.530	9-21	.429	3-5	.600	9	26	35	35.0	11	18	8	3	4	82	82.0
at Navy	11/12/2021	77-57	W	27-54	.500	8-19	.421	15-19	.789	8	27	35	35.0	17	14	9	2	5	77	79.5
Radford	11/15/2021	65-39	W	25-58	.431	10-23	.435	5-6	.833	7	34	41	37.0	14	10	15	3	7	65	74.7
Saint Francis (PA)	11/18/2021	85-55	W	31-60	.517	7-20	.350	16-20	.800	10	32	42	38.3	14	14	8	4	6	85	77.3
Merrimack	11/21/2021	72-43	W	27-49	.551	11-23	.478	7-12	.583	7	25	32	37.0	9	15	12	5	5	72	76.2
vs Memphis	11/24/2021	61-69	L	19-56	.339	7-21	.333	16-22	.727	9	24	33	36.3	20	10	13	0	8	61	73.7
vs Xavier	11/26/2021	58-59	L	22-54	.407	8-23	.348	6-10	.600	5	23	28	35.1	12	14	8	1	4	58	71.4
at Maryland	12/01/2021	62-58	W	23-60	.383	9-20	.450	7-12	.583	11	22	33	34.9	15	15	8	4	6	62	70.3
Wake Forest	12/04/2021	61-80	L	23-56	.411	8-27	.296	7-8	.875	11	14	25	33.8	13	14	12	2	3	61	69.2
Cornell	12/08/2021	93-60	W	34-63	.540	12-23	.522	13-17	.765	12	28	40	34.4	14	16	12	6	4	93	71.6
at Dayton	12/12/2021	57-62	L	21-55	.382	6-22	.273	9-14	.643	9	23	32	34.2	17	11	13	2	5	57	70.3
vs St. Bonaventure	12/17/2021	86-49	W	28-51	.549	13-28	.464	17-23	.739	9	25	34	34.2	13	14	14	5	8	86	71.6
at Duke	12/22/2021	65-76	L	26-61	.426	5-19	.263	8-9	.889	12	19	31	33.9	18	16	10	1	4	65	71.1
NC State	01/04/2022	63-68	L	23-53	.434	8-23	.348	9-11	.818	8	18	26	33.4	13	14	10	3	3	63	70.5
at Virginia	01/12/2022	52-54	L	21-50	.420	7-20	.350	3-3	1.000	6	23	29	33.1	16	13	12	6	5	52	69.3
Notre Dame	01/15/2022	79-73	W	29-49	.592	10-20	.500	11-15	.733	5	23	28	32.8	18	13	10	4	1	79	69.9
at NC State	01/19/2022	62-59	W	26-53	.491	7-24	.292	3-4	.750	12	25	37	33.0	17	13	17	5	5	62	69.4
at Boston College	01/22/2022	63-68	L	23-53	.434	7-17	.412	10-11	.909	8	15	23	32.4	18	13	7	3	7	63	69.1
at North Carolina	01/24/2022	68-78	L	27-58	.466	7-18	.389	7-11	.636	5	27	32	32.4	21	13	9	2	2	68	69.0
Miami (FL)	01/26/2022	75-78	L	25-50	.500	13-26	.500	12-15	.800	9	19	28	32.2	9	20	14	6	2	75	69.3
at Florida St.	01/29/2022	85-72	W	32-52	.615	18-25	.720	3-5	.600	4	14	18	31.5	16	16	10	2	6	85	70.0
Georgia Tech	02/02/2022	81-66	W	28-53	.528	8-20	.400	17-22	.773	9	27	36	31.7	11	16	14	3	4	81	70.5
at Pittsburgh	02/05/2022	76-71	W	26-45	.578	14-26	.538	10-16	.625	7	19	26	31.5	13	15	16	1	12	76	70.8
Pittsburgh	02/07/2022	74-47	W	29-55	.527	13-27	.481	3-6	.500	10	26	36	31.7	12	20	9	1	6	74	70.9
<b>Total</b>		<b>1702</b>		<b>630-1314</b>	<b>.479</b>	<b>225-535</b>	<b>.421</b>	<b>217-296</b>	<b>.733</b>	<b>202</b>	<b>558</b>	<b>760</b>	<b>31.7</b>	<b>351</b>	<b>347</b>	<b>270</b>	<b>74</b>	<b>122</b>	<b>1702</b>	<b>70.9</b>
Opponents		1488		546-1284	.425	156-480	.325	240-320	.750	210	511	721	30.0	348	272	294	74	154	1488	62.0

### Virginia Tech Averages

Games Played	Points/game	FG Pct	3FG Pct	FT Pct	Rebounds/game	Assists/game	Turnovers/game	Assist/Turnover ratio	Steals/game	Blocks/game
24	70.9	47.9	42.1	73.3	31.7	14.5	11.3	1.3	5.1	3.1

## OPPONENTS GAME-BY-GAME

Opponent	Date	Score	W	Total		3-Pointers		Free throws		Rebounds										
				FG-FGA	PCT	3FG-3FGA	PCT	FT-FTA	PCT	OFF	DEF	TOT	AVG	PF	A	TO	BLK	STL	PTS	AVG
Maine	11/09/2021	82-47	W	20-61	.328	4-22	.182	3-3	1.000	13	24	37	37.0	11	9	19	3	3	47	47.0
at Navy	11/12/2021	77-57	W	20-51	.392	3-25	.120	14-19	.737	7	22	29	33.0	18	9	10	3	6	57	52.0
Radford	11/15/2021	65-39	W	14-50	.280	2-24	.083	9-15	.600	7	25	32	32.7	13	8	18	2	11	39	47.7
Saint Francis (PA)	11/18/2021	85-55	W	21-63	.333	6-23	.261	7-11	.636	10	20	30	32.0	20	10	9	3	3	55	49.5
Merrimack	11/21/2021	72-43	W	19-49	.388	5-20	.250	0-0	.000	5	17	22	30.0	11	8	15	3	4	43	48.2
vs Memphis	11/24/2021	61-69	L	24-61	.393	5-19	.263	16-20	.800	15	30	45	32.5	21	10	14	4	8	69	51.7
vs Xavier	11/26/2021	58-59	L	22-46	.478	10-22	.455	5-8	.625	2	28	30	32.1	15	13	14	2	5	59	52.7
at Maryland	12/01/2021	62-58	W	23-55	.418	1-13	.077	11-11	1.000	9	30	39	33.0	12	6	15	7	4	58	53.4
Wake Forest	12/04/2021	61-80	L	33-52	.635	7-16	.438	7-12	.583	7	21	28	32.4	11	17	10	2	5	80	56.3
Cornell	12/08/2021	93-60	W	20-52	.385	8-26	.308	12-16	.750	6	17	23	31.5	14	16	16	2	7	60	56.7
at Dayton	12/12/2021	57-62	L	21-50	.420	7-18	.389	13-21	.619	10	28	38	32.1	18	15	15	0	9	62	57.2
vs St. Bonaventure	12/17/2021	86-49	W	18-54	.333	6-23	.261	7-13	.538	12	15	27	31.7	17	8	20	5	7	49	56.5
at Duke	12/22/2021	65-76	L	29-54	.537	5-15	.333	13-16	.813	8	24	32	31.7	15	10	11	6	8	76	58.0
NC State	01/04/2022	63-68	L	26-59	.441	9-24	.375	7-9	.778	14	22	36	32.0	16	11	9	3	6	68	58.7
at Virginia	01/12/2022	52-54	L	20-50	.400	3-13	.231	11-16	.688	9	22	31	31.9	10	12	8	3	6	54	58.4
Notre Dame	01/15/2022	79-73	W	26-57	.456	8-20	.400	13-18	.722	7	18	25	31.5	13	12	3	0	4	73	59.3
at NC State	01/19/2022	62-59	W	23-56	.411	8-26	.308	5-9	.556	11	15	26	31.2	11	10	9	1	11	59	59.3
at Boston College	01/22/2022	63-68	L	25-52	.481	4-12	.333	14-19	.737	16	22	38	31.6	14	15	10	5	3	68	59.8
at North Carolina	01/24/2022	68-78	L	23-63	.365	10-25	.400	22-26	.846	16	27	43	32.2	15	13	7	4	6	78	60.7
Miami (FL)	01/26/2022	75-78	L	29-53	.547	11-18	.611	9-10	.900	5	17	22	31.7	13	14	10	4	10	78	61.6
at Florida St.	01/29/2022	85-72	W	26-52	.500	5-13	.385	15-17	.882	11	14	25	31.3	9	16	14	3	7	72	62.1
Georgia Tech	02/02/2022	81-66	W	24-60	.400	10-25	.400	8-8	1.000	7	19	26	31.1	23	8	12	2	7	66	62.3
at Pittsburgh	02/05/2022	76-71	W	25-44	.568	9-18	.500	12-14	.857	2	16	18	30.5	14	11	15	1	11	71	62.7
Pittsburgh	02/07/2022	74-47	W	15-40	.375	10-20	.500	7-9	.778	1	18	19	30.0	14	11	11	6	3	47	62.0
<b>Total</b>		<b>1488</b>		<b>546-1284</b>	<b>.425</b>	<b>156-480</b>	<b>.325</b>	<b>240-320</b>	<b>.750</b>	<b>210</b>	<b>511</b>	<b>721</b>	<b>30.0</b>	<b>348</b>	<b>272</b>	<b>294</b>	<b>74</b>	<b>154</b>	<b>1488</b>	<b>62.0</b>
Virginia Tech		1702		630-1314	.479	225-535	.421	217-296	.733	202	558	760	31.7	351	347	270	74	122	1702	70.9

### Opponents Averages

Games Played	Points/game	FG Pct	3FG Pct	FT Pct	Rebounds/game	Assists/game	Turnovers/game	Assist/Turnover ratio	Steals/game	Blocks/game
24	62.0	42.5	32.5	75.0	30.0	11.3	12.3	0.9	6.4	3.1

TEAM CATEGORY LEADERS

Points

##	Player	G	Pts	Pts/G
22	Aluma, Keve	24	368	15.3
0	Cattoor, Hunter	24	251	10.5
25	Mutts, Justyn	24	248	10.3
4	Alleyne, Nahiem	24	245	10.2
5	Murphy, Storm	24	210	8.8
13	Maddox, Darius	24	128	5.3
1	N'Guessan, David	24	99	4.1
3	Pedulla, Sean	24	94	3.9
21	Ojiako, John	17	43	2.5
11	Haynes, Jalen	9	7	0.8
14	Varga, Ben	6	3	0.5
15	Kidd, Lynn	7	3	0.4
10	Johnson, Camden	7	3	0.4

Scoring Average

##	Player	G	Pts	Pts/G
22	Aluma, Keve	24	368	15.3
0	Cattoor, Hunter	24	251	10.5
25	Mutts, Justyn	24	248	10.3
4	Alleyne, Nahiem	24	245	10.2
5	Murphy, Storm	24	210	8.8
13	Maddox, Darius	24	128	5.3
1	N'Guessan, David	24	99	4.1
3	Pedulla, Sean	24	94	3.9
21	Ojiako, John	17	43	2.5
11	Haynes, Jalen	9	7	0.8
14	Varga, Ben	6	3	0.5
15	Kidd, Lynn	7	3	0.4
10	Johnson, Camden	7	3	0.4

Field Goal Percentage

##	Player	FG	Att	Pct
21	Ojiako, John	17	28	.607
25	Mutts, Justyn	102	184	.554
22	Aluma, Keve	143	272	.526
13	Maddox, Darius	44	84	.524
1	N'Guessan, David	40	77	.519
10	Johnson, Camden	1	2	.500
3	Pedulla, Sean	33	69	.478
5	Murphy, Storm	79	171	.462
0	Cattoor, Hunter	85	186	.457
11	Haynes, Jalen	3	7	.429
4	Alleyne, Nahiem	81	223	.363
14	Varga, Ben	1	5	.200
15	Kidd, Lynn	1	6	.167

Field Goal Attempts

##	Player	G	Att	Att/G
22	Aluma, Keve	24	272	11.3
4	Alleyne, Nahiem	24	223	9.3
0	Cattoor, Hunter	24	186	7.8
25	Mutts, Justyn	24	184	7.7
5	Murphy, Storm	24	171	7.1

Field Goals Made

##	Player	G	Made	Made/G
22	Aluma, Keve	24	143	6.0
25	Mutts, Justyn	24	102	4.3
0	Cattoor, Hunter	24	85	3.5
4	Alleyne, Nahiem	24	81	3.4
5	Murphy, Storm	24	79	3.3

TEAM CATEGORY LEADERS

3-Point FG Percentage

##	Player	3FG	Att	Pct
3	Pedulla, Sean	22	35	.629
13	Maddox, Darius	21	41	.512
10	Johnson, Camden	1	2	.500
0	Cattoor, Hunter	61	130	.469
25	Mutts, Justyn	14	35	.400
4	Alleyne, Nahiem	46	119	.387
5	Murphy, Storm	40	105	.381
1	N'Guessan, David	4	12	.333
22	Aluma, Keve	15	52	.288
14	Varga, Ben	1	4	.250

3-Point FG Attempts

##	Player	G	Att	Att/G
0	Cattoor, Hunter	24	130	5.4
4	Alleyne, Nahiem	24	119	5.0
5	Murphy, Storm	24	105	4.4
22	Aluma, Keve	24	52	2.2
13	Maddox, Darius	24	41	1.7

3-Point FG Made

##	Player	G	Made	Made/G
0	Cattoor, Hunter	24	61	2.5
4	Alleyne, Nahiem	24	46	1.9
5	Murphy, Storm	24	40	1.7
3	Pedulla, Sean	24	22	0.9
13	Maddox, Darius	24	21	0.9

Free Throw Percentage

##	Player	Made	Att	Pct
15	Kidd, Lynn	1	1	1.000
4	Alleyne, Nahiem	37	41	.902
21	Ojiako, John	9	11	.818
13	Maddox, Darius	19	24	.792
22	Aluma, Keve	67	86	.779
0	Cattoor, Hunter	20	28	.714
5	Murphy, Storm	12	17	.706
3	Pedulla, Sean	6	9	.667
25	Mutts, Justyn	30	46	.652
1	N'Guessan, David	15	30	.500
11	Haynes, Jalen	1	3	.333

Free Throw Attempts

##	Player	G	Att	Att/G
22	Aluma, Keve	24	86	3.6
25	Mutts, Justyn	24	46	1.9
4	Alleyne, Nahiem	24	41	1.7
1	N'Guessan, David	24	30	1.3
0	Cattoor, Hunter	24	28	1.2

Free Throws Made

##	Player	G	Made	Made/G
22	Aluma, Keve	24	67	2.8
4	Alleyne, Nahiem	24	37	1.5
25	Mutts, Justyn	24	30	1.3
0	Cattoor, Hunter	24	20	0.8
13	Maddox, Darius	24	19	0.8

Rebounds

##	Player	G	Reb	Reb/G
25	Mutts, Justyn	24	175	7.3
22	Aluma, Keve	24	149	6.2
0	Cattoor, Hunter	24	93	3.9
4	Alleyne, Nahiem	24	72	3.0
1	N'Guessan, David	24	70	2.9

Assists

##	Player	G	Ast	Ast/G
25	Mutts, Justyn	24	71	3.0
5	Murphy, Storm	24	66	2.8
0	Cattoor, Hunter	24	48	2.0
22	Aluma, Keve	24	47	2.0
4	Alleyne, Nahiem	24	43	1.8

Rebounds Average

##	Player	G	Reb	Reb/G
25	Mutts, Justyn	24	175	7.3
22	Aluma, Keve	24	149	6.2
0	Cattoor, Hunter	24	93	3.9
4	Alleyne, Nahiem	24	72	3.0
1	N'Guessan, David	24	70	2.9

Steals

##	Player	G	Stl	Stl/G
25	Mutts, Justyn	24	30	1.3
0	Cattoor, Hunter	24	25	1.0
22	Aluma, Keve	24	15	0.6
4	Alleyne, Nahiem	24	12	0.5
5	Murphy, Storm	24	12	0.5



TEAM CATEGORY LEADERS

Offensive Rebounds

##	Player	G	OReb	OReb/G
25	Mutts, Justyn	24	55	2.3
22	Aluma, Keve	24	54	2.3
1	N'Guessan, David	24	18	0.8
21	Ojiako, John	17	16	0.9
0	Cattoor, Hunter	24	8	0.3

Blocked Shots

##	Player	G	Blk	Blk/G
22	Aluma, Keve	24	18	0.8
25	Mutts, Justyn	24	18	0.8
1	N'Guessan, David	24	16	0.7
13	Maddox, Darius	24	7	0.3
21	Ojiako, John	17	7	0.4

Defensive Rebounds

##	Player	G	DReb	DReb/G
25	Mutts, Justyn	24	120	5.0
22	Aluma, Keve	24	95	4.0
0	Cattoor, Hunter	24	85	3.5
4	Alleyne, Nahiem	24	70	2.9
1	N'Guessan, David	24	52	2.2

Minutes

##	Player	G	Min	Min/G
0	Cattoor, Hunter	24	797	33:14
4	Alleyne, Nahiem	24	761	31:42
22	Aluma, Keve	24	720	29:59
25	Mutts, Justyn	24	684	28:29
5	Murphy, Storm	24	679	28:18

Fouls

##	Player	G	PF	PF/G
25	Mutts, Justyn	24	66	2.8
22	Aluma, Keve	24	61	2.5
0	Cattoor, Hunter	24	46	1.9
5	Murphy, Storm	24	38	1.6
4	Alleyne, Nahiem	24	37	1.5

Turnovers

##	Player	G	TO	TO/G
25	Mutts, Justyn	24	61	2.5
22	Aluma, Keve	24	42	1.8
5	Murphy, Storm	24	42	1.8
4	Alleyne, Nahiem	24	36	1.5
0	Cattoor, Hunter	24	23	1.0

Foul Outs

##	Player	G	FO
22	Aluma, Keve	24	1
3	Pedulla, Sean	24	1

TEAM GAME HIGHS

Virginia Tech - Game Highs

<b>POINTS</b>	93		Cornell (12/08/2021)
	86		vs St. Bonaventure (N) (12/17/2021)
	85		at Florida St. (01/29/2022)
	85		Saint Francis (PA) (11/18/2021)
	82		Maine (11/09/2021)
<b>FIELD GOALS MADE</b>	35		Maine (11/09/2021)
	34		Cornell (12/08/2021)
<b>FIELD GOAL ATTEMPTS</b>	66		Maine (11/09/2021)
	63		Cornell (12/08/2021)
<b>FIELD GOAL PERCENTAGE</b>	.615	(32-52)	at Florida St. (01/29/2022)
	.592	(29-49)	Notre Dame (01/15/2022)
<b>3 PT FG MADE</b>	18		at Florida St. (01/29/2022)
	14		at Pittsburgh (02/05/2022)
<b>3 PT FG ATTEMPTS</b>	28		vs St. Bonaventure (N) (12/17/2021)
	27		Pittsburgh (02/07/2022)
	27		Wake Forest (12/04/2021)
<b>3 PT FG PERCENTAGE</b>	.720	(18-25)	at Florida St. (01/29/2022)
	.538	(14-26)	at Pittsburgh (02/05/2022)
<b>FREE THROWS MADE</b>	17		Georgia Tech (02/02/2022)
	17		vs St. Bonaventure (N) (12/17/2021)
<b>FREE THROW ATTEMPTS</b>	23		vs St. Bonaventure (N) (12/17/2021)
	22		Georgia Tech (02/02/2022)
	22		vs Memphis (N) (11/24/2021)
<b>FREE THROW PERCENTAGE</b>	1.000	(3-3)	at Virginia (01/12/2022)
	.909	(10-11)	at Boston College (01/22/2022)
<b>REBOUNDS</b>	42		Saint Francis (PA) (11/18/2021)
	41		Radford (11/15/2021)
<b>ASSISTS</b>	20		Pittsburgh (02/07/2022)
	20		Miami (FL) (01/26/2022)
<b>STEALS</b>	12		at Pittsburgh (02/05/2022)
	8		vs St. Bonaventure (N) (12/17/2021)
	8		vs Memphis (N) (11/24/2021)
<b>BLOCKED SHOTS</b>	6		Miami (FL) (01/26/2022)
	6		at Virginia (01/12/2022)
	6		Cornell (12/08/2021)
<b>TURNOVERS</b>	17		at NC State (01/19/2022)
	16		at Pittsburgh (02/05/2022)
<b>FOULS</b>	21		at North Carolina (01/24/2022)
	20		vs Memphis (N) (11/24/2021)

OPPONENT GAME HIGHS

Opponent - Game Highs

<b>POINTS</b>	80		Wake Forest (12/04/2021)
	78		Miami (FL) (01/26/2022)
	78		at North Carolina (01/24/2022)
	76		at Duke (12/22/2021)
	73		Notre Dame (01/15/2022)
<b>FIELD GOALS MADE</b>	33		Wake Forest (12/04/2021)
	29		Miami (FL) (01/26/2022)
	29		at Duke (12/22/2021)
<b>FIELD GOAL ATTEMPTS</b>	63		at North Carolina (01/24/2022)
	63		Saint Francis (PA) (11/18/2021)
<b>FIELD GOAL PERCENTAGE</b>	.635	(33-52)	Wake Forest (12/04/2021)
	.568	(25-44)	at Pittsburgh (02/05/2022)
<b>3 PT FG MADE</b>	11		Miami (FL) (01/26/2022)
	10		Pittsburgh (02/07/2022)
	10		Georgia Tech (02/02/2022)
	10		at North Carolina (01/24/2022)
	10		vs Xavier (N) (11/26/2021)
<b>3 PT FG ATTEMPTS</b>	26		at NC State (01/19/2022)
	26		Cornell (12/08/2021)
<b>3 PT FG PERCENTAGE</b>	.611	(11-18)	Miami (FL) (01/26/2022)
	.500	(10-20)	Pittsburgh (02/07/2022)
	.500	(9-18)	at Pittsburgh (02/05/2022)
<b>FREE THROWS MADE</b>	22		at North Carolina (01/24/2022)
	16		vs Memphis (N) (11/24/2021)
<b>FREE THROW ATTEMPTS</b>	26		at North Carolina (01/24/2022)
	21		at Dayton (12/12/2021)
<b>FREE THROW PERCENTAGE</b>	1.000	(11-11)	at Maryland (12/01/2021)
	1.000	(8-8)	Georgia Tech (02/02/2022)
	1.000	(3-3)	Maine (11/09/2021)
<b>REBOUNDS</b>	45		vs Memphis (N) (11/24/2021)
	43		at North Carolina (01/24/2022)
<b>ASSISTS</b>	17		Wake Forest (12/04/2021)
	16		at Florida St. (01/29/2022)
	16		Cornell (12/08/2021)
<b>STEALS</b>	11		at Pittsburgh (02/05/2022)
	11		at NC State (01/19/2022)
	11		Radford (11/15/2021)
<b>BLOCKED SHOTS</b>	7		at Maryland (12/01/2021)
	6		Pittsburgh (02/07/2022)
	6		at Duke (12/22/2021)
<b>TURNOVERS</b>	20		vs St. Bonaventure (N) (12/17/2021)
	19		Maine (11/09/2021)
<b>FOULS</b>	23		Georgia Tech (02/02/2022)
	21		vs Memphis (N) (11/24/2021)

TEAM GAME LOWS

Virginia Tech - Game Lows

<b>POINTS</b>	52		at Virginia (01/12/2022)
	57		at Dayton (12/12/2021)
	58		vs Xavier (N) (11/26/2021)
	61		Wake Forest (12/04/2021)
	61		vs Memphis (N) (11/24/2021)
<b>FIELD GOALS MADE</b>	19		vs Memphis (N) (11/24/2021)
	21		at Virginia (01/12/2022)
	21		at Dayton (12/12/2021)
<b>FIELD GOAL ATTEMPTS</b>	45		at Pittsburgh (02/05/2022)
	49		Notre Dame (01/15/2022)
	49		Merrimack (11/21/2021)
<b>FIELD GOAL PERCENTAGE</b>	.339	(19-56)	vs Memphis (N) (11/24/2021)
	.382	(21-55)	at Dayton (12/12/2021)
<b>3 PT FG MADE</b>	5		at Duke (12/22/2021)
	6		at Dayton (12/12/2021)
<b>3 PT FG ATTEMPTS</b>	17		at Boston College (01/22/2022)
	18		at North Carolina (01/24/2022)
<b>3 PT FG PERCENTAGE</b>	.263	(5-19)	at Duke (12/22/2021)
	.273	(6-22)	at Dayton (12/12/2021)
<b>FREE THROWS MADE</b>	3		Pittsburgh (02/07/2022)
	3		at Florida St. (01/29/2022)
	3		at NC State (01/19/2022)
	3		at Virginia (01/12/2022)
	3		Maine (11/09/2021)
<b>FREE THROW ATTEMPTS</b>	3		at Virginia (01/12/2022)
	4		at NC State (01/19/2022)
<b>FREE THROW PERCENTAGE</b>	.500	(3-6)	Pittsburgh (02/07/2022)
	.583	(7-12)	at Maryland (12/01/2021)
	.583	(7-12)	Merrimack (11/21/2021)
<b>REBOUNDS</b>	18		at Florida St. (01/29/2022)
	23		at Boston College (01/22/2022)
<b>ASSISTS</b>	10		vs Memphis (N) (11/24/2021)
	10		Radford (11/15/2021)
<b>STEALS</b>	1		Notre Dame (01/15/2022)
	2		Miami (FL) (01/26/2022)
	2		at North Carolina (01/24/2022)
<b>BLOCKED SHOTS</b>	0		vs Memphis (N) (11/24/2021)
	1		Pittsburgh (02/07/2022)
	1		at Pittsburgh (02/05/2022)
	1		at Duke (12/22/2021)
	1		vs Xavier (N) (11/26/2021)
<b>TURNOVERS</b>	7		at Boston College (01/22/2022)
	8		at Maryland (12/01/2021)
	8		vs Xavier (N) (11/26/2021)
	8		Saint Francis (PA) (11/18/2021)
	8		Maine (11/09/2021)
<b>FOULS</b>	9		Miami (FL) (01/26/2022)
	9		Merrimack (11/21/2021)

OPPONENT GAME LOWS

Opponent - Game Lows

<b>POINTS</b>	39		Radford (11/15/2021)
	43		Merrimack (11/21/2021)
	47		Pittsburgh (02/07/2022)
	47		Maine (11/09/2021)
	49		vs St. Bonaventure (N) (12/17/2021)
<b>FIELD GOALS MADE</b>	14		Radford (11/15/2021)
	15		Pittsburgh (02/07/2022)
<b>FIELD GOAL ATTEMPTS</b>	40		Pittsburgh (02/07/2022)
	44		at Pittsburgh (02/05/2022)
<b>FIELD GOAL PERCENTAGE</b>	.280	(14-50)	Radford (11/15/2021)
	.328	(20-61)	Maine (11/09/2021)
<b>3 PT FG MADE</b>	1		at Maryland (12/01/2021)
	2		Radford (11/15/2021)
<b>3 PT FG ATTEMPTS</b>	12		at Boston College (01/22/2022)
	13		at Florida St. (01/29/2022)
	13		at Virginia (01/12/2022)
	13		at Maryland (12/01/2021)
<b>3 PT FG PERCENTAGE</b>	.077	(1-13)	at Maryland (12/01/2021)
	.083	(2-24)	Radford (11/15/2021)
<b>FREE THROWS MADE</b>	0		Merrimack (11/21/2021)
	3		Maine (11/09/2021)
<b>FREE THROW ATTEMPTS</b>	0		Merrimack (11/21/2021)
	3		Maine (11/09/2021)
<b>FREE THROW PERCENTAGE</b>	.538	(7-13)	vs St. Bonaventure (N) (12/17/2021)
<b>REBOUNDS</b>	18		at Pittsburgh (02/05/2022)
	19		Pittsburgh (02/07/2022)
<b>ASSISTS</b>	6		at Maryland (12/01/2021)
	8		Georgia Tech (02/02/2022)
	8		vs St. Bonaventure (N) (12/17/2021)
	8		Merrimack (11/21/2021)
	8		Radford (11/15/2021)
<b>STEALS</b>	3		Pittsburgh (02/07/2022)
	3		at Boston College (01/22/2022)
	3		Saint Francis (PA) (11/18/2021)
	3		Maine (11/09/2021)
<b>BLOCKED SHOTS</b>	0		Notre Dame (01/15/2022)
	0		at Dayton (12/12/2021)
<b>TURNOVERS</b>	3		Notre Dame (01/15/2022)
	7		at North Carolina (01/24/2022)
<b>FOULS</b>	9		at Florida St. (01/29/2022)
	10		at Virginia (01/12/2022)



**0 HUNTER CATTOOR**

JR. • G • 6-3 • 200  
ORLANDO, FLA.  
BISHOP MOORE



**1 DAVID N'GUESSAN**

SO. • F • 6-9 • 205  
DE LIER, THE NETHERLANDS  
MT. ZION PREP



**3 SEAN PEDULLA**

FR. • G • 6-1 • 190  
EDMOND, OKLA.  
EDMOND MEMORIAL



**4 NAHIEM ALLEYNE**

JR. • G • 6-4 • 195  
BUFORD, GA.  
MOUNTAIN VIEW



**5 STORM MURPHY**

GR. • G • 6-0 • 185  
MIDDLETON, WIS.  
WOFFORD



**10 CAMDEN JOHNSON**

FR. • G • 6-1 • 175  
WAXHAW, N.C.  
METROLINA CHRISTIAN ACADEMY



**11 JALEN HAYNES**

FR. • F • 6-8 • 250  
FT. LAUDERDALE, FLA.  
MONTVERDE ACADEMY



**13 DARIUS MADDOX**

SO. • G • 6-5 • 185  
BOWIE, MD.  
OAK HILL ACADEMY



**14 BEN VARGA**

FR. • G • 5-10 • 170  
LOUISVILLE, KY.  
ST. XAVIER



**15 LYNN KIDD**

SO. • C • 6-10 • 240  
GAINESVILLE, FLA.  
IMG ACADEMY



**21 JOHN OJIAKO**

JR. • C • 6-10 • 245  
LAGOS, NIGERIA  
ADMIRAL FARRAGUT (FLA.)



**22 KEVE ALUMA**

R-SR. • F • 6-9 • 235  
BERLIN, MD.  
WOFFORD



**25 JUSTIN MUTTS**

GR. • F • 6-7 • 230  
MILLVILLE, N.J.  
DELAWARE



**MIKE YOUNG**

HEAD COACH  
3RD SEASON



**MIKE JONES**

ASSOCIATE HEAD COACH  
1ST SEASON



**CHRISTIAN WEBSTER**

ASSISTANT COACH  
6TH SEASON



**KEVIN GILTNER**

ASSISTANT COACH  
3RD SEASON