



VIRGINIA TECH

2021-22 MEN'S BASKETBALL



12 NCAA APPEARANCES / 13 NIT APPEARANCES (2 CHAMPIONSHIPS) /
17 ALL-ACC SELECTIONS / 10 ALL-AMERICANS / 20 NBA DRAFT PICKS

GAME 8

THE MATCHUP

[RV] VIRGINIA TECH HOKIES

5-2, 0-0 ACC

Head Coach: Mike Young (Emory & Henry, 1986)
Record at Virginia Tech: 36-25 (3rd Season)
Career Record: 335-269 (20th Season)
vs. Maryland: First Meeting

AT

MARYLAND TERRAPINS

5-2, 0-0 BIG TEN

Head Coach: Mark Turgeon (Kansas, 1987)
Record at Maryland: 226-115 (11th Season)
Career Record: 476-274 (24th Season)
vs. Virginia Tech: 5-0

GAME 8 | VIRGINIA TECH at MARYLAND - DEC. 1, 2021 | 7:15PM | ESPN2 | COLLEGE PARK, MD. | XFINITY CENTER (17,950)



@HokiesMBB

BROADCAST INFORMATION

TV | ESPN2

Doug Sherman, PxP
Jordan Cornette, Analyst

VIDEO STREAM

ESPN.com and ESPN app

RADIO | VT Sports Network

Jon Laaser, PxP
Mike Burnop, Analyst

LIVE STATS

stats.hokiesports.com



@TerrapinHoops

PROJECTED STARTERS

Virginia Tech	Ht.	Wt.	Yr.	Hometown	PPG	RPG	Other
G 5 Storm Murphy	6-0	185	Gr.	Middleton, Wis.	8.4	1.9	2020-21 First Team All-SoCon
G 0 Hunter Cattoor	6-3	200	Jr.	Orlando, Fla.	9.0	4.3	Career-high 19 points at Navy
G 4 Nahiem Alleyne	6-4	195	Jr.	Buford, Ga.	13.1	3.9	Team-high 42 3FG last season
F 25 Justyn Mutts	6-7	230	Gr.	Millville, N.J.	8.9	8.1	Young man brings the energy!
F 22 Keve Aluma	6-9	235	r-Sr.	Berlin, Md.	12.6	5.4	2020-21 Second Team All-ACC

Maryland	Ht.	Wt.	Yr.	Hometown	PPG	RPG	Other
G 4 Fatts Russell	5-11	165	Gr.	Philadelphia, Pa.	12.9	4.0	Rated #19 player in BIG by Andy Katz
G 5 Eric Ayala	6-5	205	Sr.	Wilmington, Del.	15.1	4.7	Jerry West SG of the Year Watch List
G 13 Hakim Hart	6-8	205	Jr.	Philadelphia, Pa.	6.6	3.3	Season-high 24 points vs. Richmond
F 24 Donta Scott	6-8	230	Jr.	Philadelphia, Pa.	10.3	7.6	Karl Malone PF of the Year Watch List
F 33 Qudus Wahab	6-11	240	Jr.	Lagos, Nigeria	10.7	7.1	Rated #3 overall transfer by CBS Sports

KEY STORYLINES

THE SERIES

- Virginia Tech is 10-32 all-time against Maryland.
- The former ACC foes haven't played since March 4, 2014 - a 64-47 win by the Terps.
- The first game in the series was Jan. 16, 1926 - a 19-17 win by Maryland in Blacksburg.
- Maryland is on a five-game winning streak in the series.
- The Hokies' last win in the series came on Feb. 15, 2011 in Blacksburg, 91-83.
- Tech is 4-19 in College Park, including 2-6 in the XFINITY Center.
- Maryland left for the Big Ten following the 2013-14 season.

A WIN WOULD...

- Snap Maryland's five-game winning streak in the all-time series.
- End a two-game skid in the Big Ten/ACC Challenge.
- Improve the Hokies to 6-9 all-time in the Big Ten/ACC Challenge.
- Hand Maryland its second straight loss in the Big Ten/ACC Challenge, while moving the Terps' all-time record in the Challenge to 11-12.
- Make the Hokies 18-14 all-time on Dec. 1. This is the fifth time Tech will play in the Challenge on Dec. 1, posting a 1-3 record.
- Move Tech to 6-2 following a loss over the last two seasons.

MR. 600

- Mike Young, who is in his 20th season as a college head coach, appeared in his 600th career game - a 65-39 Tech win over Radford on Nov. 15.
- He has compiled a 335-269 (.555) career ledger as a head coach.



2021-22 SCHEDULE

RECORD	5-2
ACC	0-0
NON-CONFERENCE	5-2
HOME	4-0
AWAY	1-0
NEUTRAL	0-2

Date	Opponent	TV	Time/Result
11/9	Maine	ACGN	W, 82-47
11/12	at Navy ¹	CBSSN	W, 77-57
11/15	Radford	ACGN	W, 65-39
11/18	St. Francis (Pa.)	ACGN	W, 85-55
11/21	Merrimack	RSN	W, 72-43
11/24	#9/10 Memphis ²	ESPN2	L, 69-61
11/26	#25/RV Xavier ²	ESPN2	L, 59-58

12/1	at Maryland ³	ESPN2	7:15 PM
12/4	Wake Forest [*]	ACGN	2 PM
12/8	Cornell	ACGN	9 PM
12/12	at Dayton	ESPN2	2 PM
12/17	St. Bonaventure ⁴	ESPN2	4 PM
12/22	at Duke [*]	ESPN2	9 PM
12/29	at North Carolina [*]	ESPN2	7 PM

1/1	Pittsburgh [*]	ESPNU	4 PM
1/4	NC State [*]	ACGN	7 PM
1/12	at Virginia [*]	ESPN2	9 PM
1/15	Notre Dame [*]	ACGN	6 PM
1/19	at NC State [*]	ACGN	7 PM
1/22	at Boston College [*]	RSN	12 PM
1/26	Miami [*]	ACGN	7 PM
1/29	at Florida State [*]	ABC	3 PM

2/2	Georgia Tech [*]	ACGN	9 PM
2/5	at Pittsburgh [*]	ACGN	7 PM
2/12	Syracuse [*]	-	6 PM
2/14	Virginia [*]	ESPN	7 PM
2/19	North Carolina [*]	ESPN/2	4 PM
2/23	at Georgia Tech [*]	ESPN/2	9 PM
2/26	at Miami [*]	RSN	3 PM

3/1	Louisville [*]	ESPN/2	9 PM
3/5	at Clemson [*]	RSN	2 PM
3/8-12	ACC Tournament ⁵	-	-

All Times Eastern

* - ACC Game

1 - Veterans Classic (Annapolis, Md.)

2 - NIT Season Tip-Off (Brooklyn, N.Y.)

3 - Big Ten/ACC Challenge (College Park, Md.)

4 - Basketball Hall of Fame Shootout (Charlotte, N.C.)

5 - New York Life ACC Tournament (Brooklyn, N.Y.)

CONTACT INFO

Brian Cox | Phone: (540) 250-0624

Email: bcx90@vt.edu

Associate AD, Creative Communications

Will Copeland | Phone: (757) 814-0930

Email: cwil199@vt.edu

Creative Communications Coordinator

QUICK FACTS

THE BASICS

University Name: Virginia Tech
 Location: Blacksburg, Va.
 Founded: 1872
 Enrollment: 37,000
 President: Dr. Timothy Sands
 Director of Athletics: Whit Babcock
 Nickname: Hokies
 Mascot: HokieBird
 Colors: Chicago Maroon and Burnt Orange
 Affiliation: NCAA Division I
 Conference: Atlantic Coast (18th Season)

COURT FACTS

Carilion Clinic Court at Cassell Coliseum
 Normal Capacity: 8,925
 Record in Arena: 628-204
 Largest Crowd: 11,500 (vs. Purdue, Dec. 3, 1966)

INFORMATION

2020-21 Record: 15-7
 Home/Away/Neutral: 10-2/3-3/2-2
 Conference Record: 9-4
 Home/Away: 6-1/3-3
 Conference Finish: 3rd
 Conference Tournament: Lost in quarterfinals
 Starters Returning/Lost: 3/2
 Letterwinners Returning/Lost: 7/5
 Newcomers: 6

Total seasons: 114
 First season: 1908-09
 All-Time Record: 1,500-1,245
 All-Time ACC Record: 127-160
 All-Time ACC Tournament Record: 10-17
 ACC Championship Game Appearances: 0
 NCAA Tournament Appearances (Last): 12 (2021)
 All-Time NCAA Record: 8-12



MEDIA INFORMATION

CREDENTIALS

Outlets interested in obtaining credentials to cover Virginia Tech basketball home games must apply for credentials via: media.hokiesports.com/credentials.

You may also email: bcox90@vt.edu.

All credentials for Virginia Tech home games this season will be issued on a single-game basis, and media seating is extremely limited.

INTERVIEW POLICY

During ACC play, Mike Young conducts weekly media press conferences, via Zoom. To request the Zoom link for a particular week, please email Brian Cox (bcox90@vt.edu).

Gamedays: Coach Mike Young and requested players will be available to the media following a 10-minute cooling off period after the game. For home games, interviews of Coach Young and players will be conducted in-person in the Cassell Coliseum media center.

Non-Gamedays: All coach and player interview requests need to be arranged through the Virginia Tech Creative Communications Office - contact Brian Cox (c. 540-250-0624; e. bcox90@vt.edu). Players and coaches should not be contacted directly under any circumstances.



2021-22 VIRGINIA TECH NUMERICAL ROSTER

No.	Name	Cl.	Pos.	Ht.	Wt.	Hometown	Previous School
0	Hunter Cattoor	Jr.	G	6-3	200	Orlando, Fla.	Bishop Moore
1	David N'Guessan	So.	F	6-9	205	De Lier, The Netherlands	Mt. Zion Prep
3	Sean Pedulla	Fr.	G	6-1	190	Edmond, Okla.	Edmond Memorial
4	Nahiem Alleyne	Jr.	G	6-4	195	Buford, Ga.	Mountain View
5	Storm Murphy	Gr.	G	6-0	185	Middleton, Wis.	Wofford
10	Camden Johnson	Fr.	G	6-1	175	Waxhaw, N.C.	Metrolina Christian Academy
11	Jalen Haynes	Fr.	F	6-8	250	Ft. Lauderdale, Fla.	Montverde Academy
13	Darius Maddox	So.	G	6-5	185	Bowie, Md.	Oak Hill Academy
14	Ben Varga	Fr.	G	5-10	170	Louisville, Ky.	St. Xavier
15	Lynn Kidd	So.	C	6-10	240	Gainesville, Fla.	Clemson
21	John Ojiako	Jr.	C	6-10	245	Lagos, Nigeria	Admiral Farragut (Fla.)
22	Keve Aluma	r-Sr.	F	6-9	235	Berlin, Md.	Wofford
25	Justyn Mutts	Gr.	F	6-7	230	Millville, N.J.	Delaware

COACHING & SUPPORT STAFF

Head Coach: Mike Young (Emory & Henry, 1986)
Record at VT: 36-25 (3rd Year)
Overall Record: 335-269 (20th Year)
Associate Head Coach: Mike Jones (1st Year)
Assistant Coach: Christian Webster (6th Year)
Assistant Coach: Kevin Giltner (3rd Year)
Chief of Staff: Stephanie Ballein (3rd Year)
Special Assistant for Recruiting: Matt Olinger (3rd Year)
Director of Player Personnel: Ryan Nadeu (4th Year)
Special Assistant to the Head Coach: Ace Custis (3rd Year)
Strength & Conditioning: David Jackson (14th Year)
Athletic Trainer: Hisham Ziyout (3rd Year)

PRONUNCIATION GUIDE

Hunter Cattoor	cuh-TOUR
David N'Guessan	GUH-sahn
Sean Pedulla	puh-DOOL-uh
Nahiem Alleyne	nah-HEEM ah-LEAN
Jalen Haynes	JAY-lin HAY-nes
Ben Varga	VAR-guh
John Ojiako	oh-GEE-ah-koh
Keve Aluma	kev-AYE ah-LOU-muh
Justyn Mutts	JUST-in

ROSTER BY CLASS

Freshmen (4)	Sophomores (3)	Juniors (3)	Seniors (3)
Jalen Haynes	Lynn Kidd	Nahiem Alleyne	Keve Aluma*
Camden Johnson	Darius Maddox	Hunter Cattoor	Storm Murphy^
Sean Pedulla	David N'Guessan	John Ojiako	Justyn Mutts^

Ben Varga

* = Redshirt

^ = Graduate Student

SOCIAL



BY THE NUMBERS

20

The 2021-22 season is the **20th** of Mike Young's head coaching career. He has logged a 335-269 (.555) career record as the head whistle.

4

The Hokies have advanced to the NCAA Tournament a program-record **four** straight times. Tech has now earned 12 NCAA bids in school history.

2

Virginia Tech ranks **No. 2** in the country in scoring defense, holding opponents to 52.7 points per game.

NOTEWORTHY

RELYING ON OUR EXPERIENCE

- Upperclassmen have accounted for 78.2 percent of the Hokies' scoring this season.
- All five starters are averaging over eight points per game.

BIG TEN/ACC CHALLENGE HISTORY

- The Hokies bring a 5-9 challenge ledger into Wednesday's matchup at Maryland.
- This is the first-ever meeting between the two schools in the Challenge.
- Below is Tech's all-time history in the Big Ten/ACC Challenge.

Date	Opponent	Score
12/8/20	Penn State	L, 75-55
11/27/18	at Penn State	L, 63-62
11/28/17	Iowa	W, 79-55
11/30/16	at Michigan	W, 73-70
12/1/15	Northwestern	L, 81-79 (OT)
12/3/14	at Penn State	L, 61-58
11/27/12	Iowa	W, 95-79
11/30/11	at Minnesota	L, 58-55
12/1/10	Purdue	L, 58-55 (OT)
12/1/09	at Iowa	W, 70-64
12/1/08	Wisconsin	L, 74-72
11/28/07	at Penn State	L, 66-61
11/29/06	Iowa	W, 69-65
11/28/05	at Ohio State	L, 69-56

- Ten of the Hokies' 14 challenge meetings have been decided by single digits.

REBOUND, REBOUND, REBOUND!

- Against Memphis, Justyn Mutts (12) and Keve Aluma (11) combined for 23 of Tech's 33 rebounds. It was the first time Tech had two players record double-digit rebounds in the same game since Mutts and Aluma did so at Notre Dame on Jan. 27, 2021.

DOUBLE-DOUBLE KEVE

- Keve Aluma recorded his first double-double of the season vs. Memphis - 14 points and 11 rebounds.
- He led all Hokies with six double-doubles during the 2020-21 campaign.
- Aluma has reached double-figure scoring in five of Tech's seven games. However, the Memphis game was the first time this season the Berlin, Maryland native recorded double-digit rebounds.

WHAT A START

- Tech won each of its first five games by an average of 28 points per game.

- Each game was decided by at least 20 points. The smallest margin of victory was at Navy (77-57). The largest margin of victory was vs. Maine in the season opener (82-47).
- The last time the Hokies won five games in a row, all by 20-or-more points, was in 1943-44. Between Jan. 26 and Feb. 12, 1944, Tech rattled off six-consecutive wins by 20-plus points against VMI (twice), Blackstone Army Airfield, Woodrow Wilson Hospital, William & Mary and Emory & Henry.

CAUSE CHAOS

- Virginia Tech caused 15 turnovers vs. Merrimack, a total that it's hit three times this season.
- In six of their seven games, the Hokies have forced 10-plus turnovers.

MOMENTUM ON OUR SIDE

- With its third-place finish in the regular-season standings in 2020-21, Tech has finished in the top five of the ACC two of the last three seasons.
- Placing third tied for the highest ACC finish in school history as the Hokies tied for third in 2006-07 and 2009-10.
- If Tech can post a top-five ACC finish this season, it would mark the third time in four years accomplishing that feat.

Season	Head Coach	Record (Conf.)	Finish
2018-19	Buzz Williams	26-9 (12-6)	5th
2019-20	Mike Young	16-16 (7-13)	T10th
2020-21	Mike Young	15-7 (9-4)	3rd
2021-22	Mike Young	5-1 (0-0)	-

- The Hokies charted five top-five ACC finishes in seven years from 2004-05 to 2011-12.

YOU GET A BUCKET, YOU GET A BUCKET, EVERYBODY GETS A BUCKET

- Eight players scored a 3-point field goal vs. Merrimack. The last time that occurred was against Coppin State on Dec. 19, 2020.
- With late threes from walk-ons Camden Johnson and Ben Varga, each member of the Hokies' squad has scored a point this season. Nahiem Alleyne leads the way for Tech with 92 points.

BENCH PRODUCTION

- A big question mark entering the 2021-22 season was the impact Tech's bench would have.

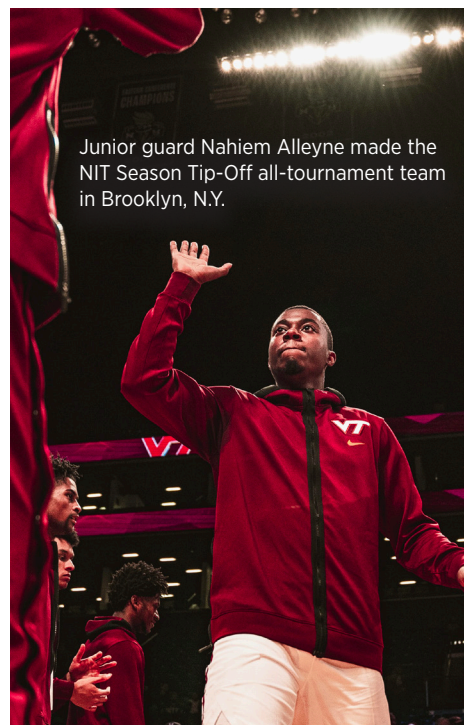
- Through seven games, the Hokies' reserves are averaging 19.4 points per game.
- Tech has twice gone over the 30-point threshold, with a season-high 36 points coming against Maine in the season opener.

NA ON A TEAR

- Despite a sluggish start to his junior year, Nahiem Alleyne has regained his confidence over the last four games.
- Below is a comparison between his first three and last four games.

First 3	Stat	Last 4
7.7	Points Per Game	17.3
7-25	FG	22-49
.280	FG Percentage	.449
4-12	3FG	9-20
.333	3FG Percentage	.450
5-5	FT	16-17
1.000	FT Percentage	.941
3.7	Rebounds Per Game	4.0
3.3	Assists Per Game	2.5
3.0	Turnovers Per Game	1.0
30.7	Minutes Per Game	33.8

- Alleyne was named to the all-tournament team in Brooklyn after averaging 19.5 points per game. The Buford, Georgia native shot 36.7 percent from the floor, including a 42.9 percent clip from downtown. He also averaged 37.2 minutes per game.



Junior guard Nahiem Alleyne made the NIT Season Tip-Off all-tournament team in Brooklyn, N.Y.

DEGREES ON DEGREES

- Storm Murphy and Justyn Mutts are both in grad school at Virginia Tech.
- Murphy graduated from Wofford with a finance degree in May 2021 and is currently pursuing a graduate degree in leadership studies within the Agricultural and Life Sciences program at Virginia Tech.
- Mutts graduated with a psychology degree from Delaware and completed his master's degree at Tech in agricultural and life sciences with a concentration in education in May 2021. He's currently pursuing his second master's degree in educational psychology.
- Keve Aluma earned his first undergraduate degree in human development from Virginia Tech in May 2021 and is currently working on his second undergraduate degree in sociology.

NOVEMBER SUCCESS

- Tech has won 23 of its last 28 games in the month of November for an 82.1 percent win clip.
- The Hokies are 35-9 (.795) since 2015 and 55-16 (.775) since 2011.
- Since 2011, Tech has only lost back-to-back games in November four times.
- In the past three seasons alone, the Hokies have registered two top-three wins in November (vs. No. 3 Villanova in 2020 and vs. No. 3 Michigan State in 2019).
- Tech is 14-4 under Coach Young in November.

PUT THE CLAMPS ON 'EM

- Through the first five games of the season, the Hokies held each of their opponents below 60 points. Their 52.7 scoring defense average ranks first in the ACC and second nationally.

Rank	School	Games Played	Points Allowed	Average
1	Virginia Tech	7	369	52.7
2	Virginia	7	375	53.6
3	Boston College	7	432	61.7
	Clemson	7	432	61.7
5	Notre Dame	5	312	62.4

- The last time Tech opened the season holding its first five opponents below 60 points was the 1946-47 season. That season, the Hokies held their first 18 opponents below the 60-point threshold.
- In addition to their scoring defense, the Hokies rank first in the ACC in field-goal percentage defense (.367).
- Tech held its first six opponents of the season below 40 percent shooting before Xavier shot 47.8 percent against the Hokies on Nov. 26.

OWNING THE ARC

- The 3-point line has been under new management seven games into the 2021-22 season. Tech has owned both sides of the arc, ranking first in 3FG% defense (.226) and fourth in 3FG% (.400) among ACC programs. The Hokies are also fourth in 3-pointers made per game (8.6).

TECH SIGNS NO. 26 CLASS IN THE COUNTRY

- Coach Young announced the signing of three standout recruits during the early signing period, which began on Nov. 10. The Hokies are set to welcome MJ Collins (Rock Hill, S.C.), Patrick Wessler (Matthews, N.C.) and Rodney Rice (Clinton, Md.) to Blacksburg next summer as part of Tech's 26th-ranked recruiting class according to 247Sports.



STANDINGS

TEAM	OVERALL	ACC	PCT
1. No. 1 Duke	7-0	0-0	1.000
2. [RV] Wake Forest	6-1	0-0	.857
3. Florida State	5-1	0-0	.833
Georgia Tech	5-1	0-0	.833
NC State	5-1	0-0	.833
[RV] Louisville	5-1	0-0	.833
7. [RV] Virginia Tech	5-2	0-0	.714
Clemson	5-2	0-0	.714
Virginia	5-2	0-0	.714
10. [RV] North Carolina	4-2	0-0	.667
11. Notre Dame	3-2	0-0	.600
12. Boston College	4-3	0-0	.571
Miami	4-3	0-0	.571
14. Syracuse	3-3	0-0	.500
15. Pitt	2-4	0-0	.333

PREDICTED ORDER OF FINISH

TEAM (FIRST-PLACE VOTES)	POINTS
1. Duke (47)	1132
2. Florida State (14)	1034
3. North Carolina (5)	1001
4. Virginia (9)	949
5. Virginia Tech (5)	857
6. Louisville (1)	791
7. Syracuse	781
8. Notre Dame	599
9. NC State	555
10. Georgia Tech	524
11. Clemson	430
12. Miami	428
13. Wake Forest	274
14. Pitt	253
15. Boston College	112

PRESEASON ALL-ACC TEAM

First Team

Buddy Boenheim, Syracuse
Keve Aluma, Virginia Tech
 Paolo Banchemo, Duke
 Armando Bacot, North Carolina
 Isaiah Wong, Miami (Fla.)

Second Team

Michael Devoe, Georgia Tech
 Kihei Clark, Virginia
 Prentiss Hubb, Notre Dame
 Mark Williams, Duke
 Wendell Moore Jr., Duke
 Malik Williams, Louisville
 Caleb Love, North Carolina

PRESEASON ACC PLAYER OF THE YEAR

Paolo Banchemo, Duke

PRESEASON ACC FRESHMAN OF THE YEAR

Paolo Banchemo, Duke



REUNITED IN BLACKSBURG

- Keve Aluma, Storm Murphy and Coach Young spent two seasons (2017-19) together at Wofford, highlighted by their 2018-19 season that included a first-round win (84-68) over Seton Hall in the 2019 NCAA Tournament.
- Upon Aluma's and Young's departure from Wofford, Murphy stuck around in Spartanburg, South Carolina, guiding the Terriers to a 34-25 record.
- While together at Wofford, the trio combined for a 51-18 (.739) mark.

WHO IS THIS GUY?

- Keve Aluma only attempted one 3-pointer in his two seasons at Wofford. In Coach Young's words, "it wasn't even close."
- Fast forward two seasons and Aluma has become a post player with range from beyond the arc. He attempted 57 threes in his Hokie debut in 2020-21, knocking down 20 of them for a 35.1 percent clip.
- However, he's gotten off to a cold start from beyond the arc in 2021-22. He is 1-12 through seven games.

JUSTYN TIME

- Coach Young has gone on record saying, "Justyn Mutts was probably the key to our year last year."
- The Delaware transfer was the Hokies' fourth-leading scorer from last season (9.5) and second-leading rebounder (6.4).
- From Dec. 29, 2020 through the end of the season, Mutts scored at least nine points in 11 of Tech's 14 games. The Millville, New Jersey native twice broke the 20-point plateau - at Miami (Fla.) (22) and vs. North Carolina (24) - during that stretch.

LOGGING THE MINUTES

- Storm Murphy logged 3,723 minutes in his career entering this season, which is the 16th-most of anyone in the country returning for 2021-22.
- He ranked ninth in that category among point guards.

Rk	Name	School	Minutes
1	Jacob Gilyard	Richmond	4,372
2	Jordan Bohannon	Iowa	4,304
3	Jahlil Jenkins	Stony Brook	4,287
4	Marreon Jackson	Arizona State	4,158
5	Jarrold West	Louisville	4,096
6	Holland Woods	Grand Canyon	3,973
7	Pinky Wiley	Hampton	3,917
8	Kevin Johnson	UIC	3,793
9	Storm Murphy	Virginia Tech	3,723
10	Geo Baker	Rutgers	3,686

GOOD THINGS COME IN THREES

- Tech has three fifth-year seniors on its roster in Keve Aluma, Storm Murphy and Justyn Mutts.
- They have combined for 8,608 minutes

played, 320 games played and 2,961 points scored.

DIALED FROM DEEP

- The Hokies were 11-2 when they shot at least 31 percent from three last season.
- There were seven games where Tech shot above 40 percent from downtown, including a season-high 54.2 percent vs. Wake Forest (2/27/21).

ALUMA-NATING

- After sitting out the 2019-20 season due to NCAA transfer policy, Keve Aluma bursted onto the scene in Blacksburg.
- He has steadily expanded his game to the point where he led the Hokies in multiple categories last season.

Stat	Total	Team Rank
Games Started	22	T1st
Field Goals Made	118	1st
Free Throws Made	78	1st
Points	334	1st
Rebounds	174	1st
Blocks	29	1st
Minutes	674	1st

IT'S IN THE NAME

- Storm Murphy's first name comes from his Mom's maiden name - Storm, in addition to being born in January during a snowstorm in Wisconsin.

TRACKING THE TREY

- Coach Young's last four teams at Wofford all finished inside the top 10, nationally, in 3-point field-goal percentage.
- With the addition of Storm Murphy, Tech will look to make a big jump in this category in 2021-22.

Season	School	3FG%	Rank
2021-22	Virginia Tech	40.0	24th
2020-21	Virginia Tech	35.4	95th
2019-20	Virginia Tech	35.2	81st
2018-19	Wofford	41.4	2nd
2017-18	Wofford	41.3	5th
2016-17	Wofford	40.3	7th
2015-16	Wofford	40.8	8th

BOLD PREDICTION

- During the Oct. 26 airing of "Nothing But Net," basketball analyst Luke Hancock picked Virginia Tech as his bold prediction to win the ACC regular season championship.
- Hancock cited bringing back a ton of veterans, including Keve Aluma, who he believes will make a run at ACC Player of the Year.

TOUGH OUTING IN BROOKLYN

- Storm Murphy was held scoreless against Xavier, going 0-5 from the floor.
- The last time Murphy failed to score in a game was Feb. 10, 2021 vs. Chattanooga (as a senior guard at Wofford). He went 0-5 in that game, as well.



The 2021-22 season marks the 20th for Mike Young as a head coach.

SPECIALTY STAT TRACKER

Opponent	Off TOs	Paint	2nd Chance	FB	Bench
Maine	22	42	8	2	36
at Navy	19	36	9	6	10
Radford	12	26	6	1	18
St. Francis (Pa.)	10	40	17	7	34
Merrimack	16	24	10	4	23
vs. Memphis	3	20	7	9	5
vs. Xavier	21	24	3	4	10
at Maryland					
Wake Forest					
Cornell					
at Dayton					
vs. St. Bonaventure					
at Duke					
at North Carolina					
Pittsburgh					
NC State					
at Virginia					
Notre Dame					
at NC State					
at Boston College					
Miami					
at Florida State					
Georgia Tech					
at Pittsburgh					
Syracuse					
Virginia					
North Carolina					
at Georgia Tech					
at Miami					
Louisville					
at Clemson					
ACC Tournament					

Total +/-	+44	+50	+17	-3	+7
Season Highs	22	42	17	9	36

FAST BREAK

Tech has registered **two** wins over Top-5 programs under head coach Mike Young - most recently an 81-73 win over No. 3 Villanova on Nov. 28, 2020.

THE OPPONENT

SCOUTING THE TERRAPINS



STAT LEADERS

Scoring	G-GS	Pts.	PPG
Eric Ayala	7-7	106	15.1
Fatts Russell	7-7	90	12.9

Rebounding	G-GS	Rebs.	RPG
Donta Scott	7-7	53	7.6
Qudus Wahab	7-7	50	7.1

Assists	G-GS	Asts.	APG
Fatts Russell	7-7	25	3.6
Hakim Hart	7-7	19	2.7

Blocks	G-GS	Blks.	BPG
Julian Reese	7-0	9	1.3
Donta Scott	7-7	9	1.3

Steals	G-GS	Stls.	SPG
Hakim Hart	7-7	14	2.0
Ian Martinez	7-0	8	1.1

ABOUT MARYLAND

- Maryland (5-2) faces its second straight ACC foe of the season after falling to Louisville, 63-55, Saturday at the Baha Mar Hoops Bahamas Championship.
- The Terps, who started the season No. 21 and climbed to No. 20 before falling to George Mason, were picked to finish fifth in the preseason Big Ten media poll. Senior guard Eric Ayala, an All-Big Ten honorable mention selection last season, was picked to the preseason All-Big Ten squad. Through seven games, Ayala is averaging 15.1 points per game for Maryland.
- Behind Ayala in scoring is Fatts Russell, a 5-foot-11 guard, with 12.9 points per game. The transfer from Rhode Island is the Rams' all-time leader in steals.
- Maryland's starting five boasts experience, as it features three juniors, a senior and a graduate student. Of the eight players averaging more than 10 minutes of action per game, only one is a freshman - Julian Reese.
- Mark Turgeon is in his 11th season as head coach at Maryland. The Terps have made the NCAA Tournament in five of the last seven seasons.

TEAM COMPARISON

VT	Stat	MD
71.4	Points Per Game	71.1
52.7	Opponents Points Per Game	67.3
+18.7	Scoring Margin	+3.8
35.1	Rebounds Per Game	39.1
+3.0	Rebounding Margin	+4.1
.469	FG Percentage	.426
.367	FG Percentage Defense	.409
.400	3FG Percentage	.285
.226	3FG Percentage Defense	.345
8.6	3FG Made Per Game	6.1
.723	FT Percentage	.709
13.6	Assists Per Game	14.3
10.4	Turnovers Per Game	12.6

LAST MEETING WITH MARYLAND

- A second-half surge propelled Maryland past Virginia Tech 64-47 on March 4, 2014 at the Comcast Center in College Park, Md. The Hokies' Joey van Zegeren set a career high, as he and senior Jarell Eddie paced Tech with 14 points apiece. The pair also added nine and five rebounds, respectively. Jake Layman led the Terps with 13 points and five rebounds.
- The Hokies committed a costly 17 turnovers in the game, and Maryland got 18 points off Tech's mistakes. Tech kept the rebounding advantage, 40-30.
- Freshman Trevor Thompson added six points and 10 boards for the Hokies, while Wells finished with 11 points for Maryland.

LAST GAME'S BOX SCORE

Xavier (5-1,0-0 Big East) -vs- Virginia Tech (5-2,0-0 ACC)		11/24/21 at Barclays Center, Brooklyn, NY													
Date:	11/24/21	Score By Period	1 2 Total												
Time:	7:00 PM	Quarter	31 24 55												
Site:	Barclays Center, Brooklyn, NY	Virginia Tech	23 31 54												
Referee:	Stry Heister, Bill Covington, Evan Burroughs														
Xavier 59															
#	Player	GS	MIN	FG	3PT	FT	ORB	DRB	REB	PF	A	TO	BLK	STL	PTS
10	Johnson,Nate	*	40	10-14	7-11	3-4	0-3	3	1	0	0	0	2	30	
24	Nunley,Jack	*	33	3-9	2-5	1-2	0-44	14	2	1	3	2	0	9	
11	Odum,Dwan	*	30	4-5	0-0	0-0	0-2	2	0	4	2	0	2	8	
06	Schappell	*	28	2-6	0-0	1-2	0-2	2	3	7	2	0	0	5	
14	Stanley,Ben	*	13	0-2	0-1	0-0	0-3	3	0	0	2	0	0	0	
15	Tanley,Kyle	*	16	1-3	1-3	0-0	0-1	1	3	0	1	0	0	3	
05	Kurhal,Adam	*	16	1-6	0-2	0-0	1-2	3	1	2	0	0	2	2	
04	Edwards,Cesare	*	14	1-1	0-0	0-0	1-1	2	3	0	1	0	1	2	
TM	TEAM		0	0-0	0-0	0-0	0-0	0	0	1	0	0	0	0	
	Totals		200	22-64	10-22	5-9	2-38	30	13	14	2	8	0	59	
Team Summary				FG	3PT	FT									
First half		14-25	56.00%	6-12	50.00%	1-2	50.00%	1-2 50.00%							
Second half		8-21	38.10%	4-10	40.00%	0-6	00.00%	0-6 00.00%							
Total		22-46	47.8%	10-22	45.5%	1-8	02.5%								
Technical Fouls: none				Second Chance Points: 0		Score Tied: 0 time(s)		Points in the Paint: 15		Fast Break Points: 6					
Lead Changed: 10 time(s)				Points off Turnovers: 10		Bench Points: 7		Largest Lead: 0-0							
Virginia Tech 58															
#	Player	GS	MIN	FG	3PT	FT	ORB	DRB	REB	PF	A	TO	BLK	STL	PTS
04	Alleyne,Nahiem	*	29	2-12	2-7	1-1	0-5	5	1	5	0	0	0	19	
00	Catler,Hunter	*	37	5-10	3-7	0-0	0-3	3	3	4	2	0	1	13	
22	Alaba,Juan	*	37	6-11	0-1	0-1	0-5	5	0	2	1	0	0	12	
25	Mullis,Jarlyn	*	32	2-6	1-2	0-2	3-8	11	2	3	3	1	1	5	
05	Murphy,Storm	*	18	0-5	0-3	0-0	0-1	1	4	0	1	0	1	0	
03	Pekala,Sean	*	20	2-3	1-1	1-2	1-0	1	0	0	0	1	1	6	
13	Macklin,Darius	*	17	0-2	0-2	4-4	0-1	1	1	0	1	0	0	4	
02	McGowan,David	*	11	0-1	0-0	0-0	1-0	1	1	2	0	0	0	0	
TM	TEAM		0	0-0	0-0	0-0	0-0	0	0	0	0	0	0	0	
	Totals		200	22-64	8-23	6-10	5-23	28	12	14	8	1	4	58	
Team Summary				FG	3PT	FT									
First half		9-24	37.50%	4-11	36.36%	5-7	71.43%	5-7 71.43%							
Second half		13-39	43.33%	4-12	33.33%	1-3	33.33%	1-3 33.33%							
Total		22-63	40.7%	8-23	34.8%	6-10	60.0%								
Technical Fouls: none				Second Chance Points: 2		Score Tied: 0 time(s)		Points in the Paint: 24		Fast Break Points: 4					
Lead Changed: 10 time(s)				Points off Turnovers: 21		Bench Points: 10		Largest Lead: 0-0							

PROGRAM WIN NO. 1,500

- Virginia Tech earned its 1,500th program win Nov. 21 vs. Merrimack, becoming the 90th men's basketball program in Division I history to achieve the mark.
- Tech joined ACC counterparts North Carolina, Duke, Syracuse, Notre Dame, NC State, Louisville, Virginia, Pitt and Wake Forest as the 10 conference programs that have reached the milestone.

2021-22 HONORS WATCH



Keve Aluma

Naismith Memorial Basketball Hall of Fame

- Karl Malone Award Watch List

ACC Preseason Voting

- First-Team All-ACC

The Athletic

- College Basketball's Top-20 Bigs - No. 18

ESPN

- MBB Top-25 Players for 2021-22 - No. 19

Lute Olson Award

- Lute Olson Award Preseason Watch List

Wooden Award

- Wooden Award Preseason Watch List



Nahiem Alleyne led Tech with 42 3FG made last season.

THIS IS HOME

- Shout-out to David Cunningham of Tech Sideline for the below excerpt from an interview he had with Justyn Mutts.



CHALLENGING NONCON

- Coach Young's nonconference scheduling philosophy is quite different from his predecessor - one in which should provide plenty of Quadrant 1 and Quadrant 2 opportunities for the NCAA Tournament resume.
- The Hokies have the potential to play up to six Quadrant 1 or 2 games in their nonconference slate, highlighted by games vs. Memphis, vs. Xavier, at Maryland and vs. St. Bonaventure.
- It's important to note, Tech secured two Quadrant 1 wins all of last season (vs. Villanova and vs. Virginia).
- Six of the Hokies' 11 nonconference games will be played either on the road or at neutral sites.
- Three of Tech's nonconference opponents appeared in the AP preseason poll: No. 12 Memphis, No. 21 Maryland and No. 23 St. Bonaventure.

HOKIES IN PRIMETIME

- If you're a night owl, then the Hokies' 2021-22 schedule will be right up your ally.
- Tech is set to appear in at least 10 games this season with an official start time of 8 p.m. or later. Seven of those games will tip at 9 p.m. or later.

NATIONAL POLLS

ASSOCIATED PRESS POLL

Updated: Nov. 29

Rank	School	Record	Points
1	Duke (51)	7-0	1513
2	Purdue (9)	6-0	1442
3	Gonzaga (1)	6-1	1428
4	Baylor	7-0	1324
5	UCLA	6-1	1253
6	Villanova	4-2	1147
7	Texas	4-1	1115
8	Kansas	5-1	1027
9	Kentucky	5-1	1002
10	Arkansas	6-0	960
11	Arizona	6-0	851
12	BYU	6-0	791
13	Tennessee	4-1	730
14	Florida	6-0	681
15	Houston	5-1	631
16	Alabama	6-1	456
17	UConn	6-1	437
18	Memphis	5-1	435
19	Iowa State	6-0	403
20	USC	6-0	380
21	Auburn	5-1	325
22	Michigan State	5-2	295
23	Wisconsin	5-1	224
24	Michigan	4-2	177
25	Seton Hall	5-1	151

Receiving Votes: Illinois 111, St. Bonaventure 106, LSU 93, Ohio State 75, Indiana 63, Colorado State 59, Xavier 46, Texas Tech 34, Marquette 23, Iowa 9, North Carolina 9, San Francisco 7, Loyola Chicago 3, **Virginia Tech 3**, Wake Forest 2, Louisville 2, Iona 1, Ohio 1

Dropped from Rankings: Illinois 14, St. Bonaventure 16, Xavier 25

USA TODAY COACHES' POLL

Updated: Nov. 29

Rank	School	Record	Points
1	Duke (19)	7-0	761
2	Purdue (10)	6-0	742
3	Gonzaga	6-1	706
4	Baylor (2)	7-0	693
5	UCLA	6-1	627
6	Villanova	4-2	563
7	Kansas	5-1	524
8	Texas	4-1	500
9	Arkansas	6-0	473
10	Kentucky	5-1	436
11	Arizona	6-0	431
12	Florida	6-0	425
13	BYU	6-0	399
14	Houston	5-1	321
15	Tennessee	4-1	304
16	Alabama	6-1	231
17	UConn	6-1	222
18	USC	6-0	205
19	Memphis	5-1	184
20	Auburn	5-1	145
21	Wisconsin	5-1	140
22	Michigan State	5-2	138
23	Iowa State	6-0	134
24	Michigan	4-2	123
25	St. Bonaventure	5-1	96

Receiving Votes: Seton Hall 86, Texas Tech 68, LSU 66, Illinois 65, Ohio State 43, Marquette 42, Colorado State 38, Indiana 29, Iowa 28, Xavier 25, Florida State 22, Utah State 13, Providence 11, San Francisco 5, West Virginia 5, Oklahoma State 3, Saint Louis 3

Dropped from Rankings: Illinois 15, Seton Hall 20, Oregon 23

TRACKING TECH

	AP	Coaches
Preseason	RV	RV
11/15	RV	-
11/22	RV	RV
11/29	RV	-
12/6	-	-
12/13	-	-
12/20	-	-
12/27	-	-
1/3	-	-
1/10	-	-
1/17	-	-
1/24	-	-
1/31	-	-
2/7	-	-
2/14	-	-
2/21	-	-
2/28	-	-
3/7	-	-
3/14	-	-
Final	-	-

Ratings Tracker (through Nov. 29)

ESPN.com BPI	20
KenPom.com	27
NCAA NET Rankings	-
Sagarin	28

Virginia Tech's "Best" NET Wins:

The first NET rankings will be released Dec. 6.



NOTEWORTHY

STORM WARNING

- Grad student Storm Murphy takes over the reins at point guard following the graduation of Wabissa Bede.
- The Wofford transfer averaged 17.8 points, 3.3 rebounds and 4.3 assists last season. He was one of only 11 players to average that stat line or better nationally.
- Murphy tallied double figures in 21 of 24 contests, including 10 20-point performances, and dished over five assists on eight occasions.
- He concluded his Wofford career with 1,315 points to finish 24th on the program's all-time scoring list.
- The First-Team All-SoCon selection will provide a scoring threat from outside, as he shot 40 percent from three last season.
- Murphy knocked down 70 3-pointers a year ago. In comparison, Bede connected on 12 with a 24.5 percent clip.

DANCIN' IN YEAR TWO

- In previous seasons in Virginia Tech history, the fastest head coach to make the NCAA Tournament was in Year Three. Those Hokies were Howie Shannon, Charlie Moir and Buzz Williams.
- Therefore, with Mike Young doing so in Year Two, he became the fastest Tech coach to make The Dance.

HOKIE CENSUS

- Tech has 13 players on the squad who represent eight states and two international countries (Netherlands, Nigeria).
- Florida leads the way with three players – Hunter Cattoor, Lynn Kidd and Jalen Haynes – while Maryland has two players – Keve Aluma and Darius Maddox.

BOUNCEBACK MENTALITY

- Tech doesn't lose back-to-back games as it did against Memphis and Xavier, often.
- Young and the Hokies were 5-1 last season after a loss with their lone back-to-back losing skid coming at the end of the season to North Carolina in the ACC Tournament and Florida in the NCAA Tournament.
- In 2019-20, Young had five wins following a loss.

50 SPOT

- Tech shot over 50 percent in a game five times during the 2020-21 season - going 5-0.
- Since Young got to Blacksburg, the Hokies are 13-1 in contests shooting 50 percent or greater, with the lone loss coming to BYU on Nov. 27, 2019 in the fifth-place game of the Maui Jim Maui Invitational.
- Over the last decade (2010-11 season to present), Tech is 84-12 when shooting 50 percent or better.

LEADING AT THE BREAK

- Over the last two seasons, Tech is 17-2 when leading at halftime, with the two losses coming against North Carolina and Florida to end the 2020-21 season.
- The Hokies are 30-6 in the Mike Young era when up at half.

GREEN-LIGHTED FROM THREE

- With the potential lineup of Storm Murphy, Hunter Cattoor, Nahiem Alleyne, Justyn Mutts and Keve Aluma, all five of those players have the green light from distance.
- The last team Coach Young had with this type of threat from deep was his 2018-19 Wofford squad, which ranked second nationally in 3-point accuracy (41.4). The Terriers finished 30-5 that season, including

an unbeaten mark in SoCon action, and reached the second round of the 2019 NCAA Tournament.

RANKED WINS BECOMIN' COMMON

- Tech had four ranked wins last season, tying the most-ever in school history (set 2017-18).

REACH OUR POTENTIAL

- When asked how he'd define success for this season, Coach Young expressed he wanted the Hokies to reach their potential.
- "That will be a real success for me," he said, "And I'll get back to the mountains of North Carolina this spring and fish with a big smile on my face."

ACC POY CONVERSATION

- Keve Aluma is undoubtedly in the conversation for ACC Player of the Year heading into the 2021-22 season.
- The 6-foot-9 forward was a Second-Team All-ACC pick last season, four points behind Virginia's Sam Hauser for the final spot on the first team.
- With the entire All-ACC first team gone, Aluma is the leading returning point getter from the all-conference voting a year ago.

Finish	Player	School
6th	Keve Aluma	Virginia Tech
12th	Isaiah Wong	Miami
14th	Prentiss Hubb	Notre Dame
15th	Armando Bacot	North Carolina



CASSELL COLISEUM - RENDERING OF PROPOSED \$75 MILLION-PLUS RENOVATION OF VIRGINIA TECH'S HOME VENUE

REACH FOR EXCELLENCE


- Virginia Tech announced on April 20, 2021 a \$400 million fundraising campaign to propel Hokie sports to the forefront of the Atlantic Coast Conference, prepare generations of student-athletes for success in life, and raise the university's profile nationwide.
- The campaign will leverage the momentum of recent successes on the field and in fundraising, such as adding about 10,000 more Hokie Club members in the past five years and opening the Student-Athlete Performance Center, thanks to a record gift. Still, leaders acknowledged that the athletics enterprise needs an infusion of revenue in order to compete at the top of the ACC.
- The budget increase will support athletics in three primary areas: facilities, coaching, and the student-athlete experience.



- The Reach for Excellence campaign has five main pillars, which are:
 - A football enhancement fund to build a program that consistently competes at the top of the ACC, by allotting \$30 million over time for recruiting, assistant coaches' salaries, quality-control coaches, player development, and capital needs.
 - Renovations to improve Cassell Coliseum, with at least \$50 million to be raised privately.
 - The Drive for 25 initiative to increase Hokie Club membership to 25,000 and raise \$20 million annually for student-

athlete scholarships.

- Striving for comprehensive excellence for all sports by providing operating expenses, facility improvements, nutritional and strength and conditioning programs, and more.
- Increasing the number of student-athlete scholarship endowments to expand capacity to support students and broaden reach in recruiting.
- When it's filled with nearly 10,000 fans cheering the Hokies to victory in the last seconds of a basketball game, Cassell Coliseum is an amazing sight. But when it's empty, the home of Virginia Tech basketball, volleyball, and wrestling shows its age. Built in the early 1960s, the Coliseum is due for an extensive renovation.
- Plans call for a completely redesigned experience, including:
 - A new glass entrance along Washington Street
 - Extended concourse areas along both sides to allow fans easier access to different sections of the coliseum
 - The addition of high-end premium seating areas, including club seating and luxury suites on both sides
- This much-needed \$75 million-plus project, helped by at least \$50 million in private support, would create one of the best home venues in the ACC.



“HOKIE TRACKS”



COMMENTS THAT LEFT AN IMPRESSION

“This team isn't getting the same amount of attention as other teams in the ACC, but it's likely going to start three fifth-year seniors and two juniors. That type of experience can't be understated.”

- Jon Rothstein, College Hoops Today

“Keep an eye baby on the Hokies.”

- Dick Vitale, ESPN

“Just so good to have him here. He affects a lot of things. He affects the energy of practice, he affects the winning culture and he's been a part of a lot of winning. I've so thoroughly enjoyed coaching him for his first two years. He's a star. You'll see him coming here in a second and he'll look like your paper boy [...].”

- Mike Young on Storm Murphy

“He has as high a basketball IQ as I've been around in 36 years. He's a dynamic athlete. He came to us as a good basketball player, but he's grown by leaps and bounds through his game, his ability to shoot, his ability to make plays off the bounce. [...] Justyn Mutts was probably the key to our year last year. As good as Keve was, as good as Wabissa Bede was. Justyn Mutts is a difference maker.”

- Mike Young on Justyn Mutts

2021-22 RANKING SUMMARY

Statistic	National Rank	Conference Rank	Value	National Leader	Value	Conference Leader	Value
3-pt Field Goal Attempts (350 ranked)	120	4	150	Coppin St.	273	Wake Forest	170
Assist Turnover Ratio (350 ranked)	64	2	1.30	Villanova	2.62	Duke	2.10
Assists Per Game (350 ranked)	173	8	13.6	Arizona	23.5	Duke	18.3
Blocked Shots Per Game (350 ranked)	260	12	2.6	Memphis	9.7	Virginia	5.7
Defensive Rebounds per Game (350 ranked)	113	6	27.29	Arizona	33.67	North Carolina	31.17
Fewest Fouls (350 ranked)	132	5	97	Wagner	42	Notre Dame	75
Fewest Turnovers (349 ranked)	114	6	73	Wagner	29	NC State	57
Field-Goal Percentage (350 ranked)	85	7	46.9	Gonzaga	55.2	Clemson	50.4
Field-Goal Percentage Defense (350 ranked)	20	1	36.7	Indiana	32.1	Virginia Tech	36.7
Free Throw Attempts (350 ranked)	240	14	94	Washington	192	Wake Forest	155
Free Throws Made (350 ranked)	219	12	68	Massachusetts	135	Miami (FL)	112
Free-Throw Percentage (350 ranked)	114	6	72.3	UMBC	85.4	Syracuse	78.6
Offensive Rebounds Per Game (350 ranked)	313	14	7.86	Sam Houston	17.33	Florida St.	12.33
Personal Fouls Per Game (350 ranked)	36	3	13.9	UMBC	12.2	Duke	12.7
Rebound Margin (350 ranked)	145	9	3.0	Kentucky	19.8	Boston College	9.3
Scoring Defense (350 ranked)	2	1	52.7	Wagner	51.5	Virginia Tech	52.7
Scoring Margin (350 ranked)	24	2	18.7	Arizona	33.8	Duke	21.0
Scoring Offense (350 ranked)	196	11	71.4	Iowa	97.2	Duke	85.6
Steals Per Game (350 ranked)	277	12	5.6	UAB	13.9	Florida St.	11.2
Three Pt FG Defense (350 ranked)	4	1	22.6	UC Riverside	21.0	Virginia Tech	22.6
Three-Point Field Goals Per Game (350 ranked)	97	4	8.6	The Citadel	13.8	Clemson	9.1
Three-Point Field-Goal Percentage (350 ranked)	24	4	40.0	Lipscomb	46.9	Clemson	44.1
Total 3-point FGM (350 ranked)	47	3	60	Massachusetts VMI	93	Clemson	64
Total Assists (350 ranked)	100	6	95	Arizona	141	Duke	128
Total Blocks (350 ranked)	203	10	18	Memphis	58	Virginia	40
Total Rebounds (350 ranked)	107	5	246	UNC Greensboro	355	Duke	276
Total Rebounds Per Game (350 ranked)	220	12	35.14	Southern Utah	47.60	Louisville	42.83
Total Steals (349 ranked)	193	12	39	UAB	97	Duke	67
Turnover Margin (343 ranked)	65	4	3.7	Morgan St. UAB	10.0	Duke	6.6
Turnovers Forced (350 ranked)	150	4	14.14	Morgan St.	24.67	Florida St.	19.00
Turnovers Per Game (350 ranked)	34	3	10.4	Villanova	6.4	Duke	8.7

GAMES STARTED

	Streak	21-22	Career	ACC
Hunter Cattoor	7	7	12	3
David N'Guessan	-	-	-	-
Sean Pedulla	-	-	-	-
Nahiem Alleyne	27	7	55	28
Storm Murphy	90*	7	127	-
Camden Johnson	-	-	-	-
Jalen Haynes	-	-	-	-
Darius Maddox	-	-	-	-
Ben Varga	-	-	-	-
Lynn Kidd	-	-	-	-
John Ojiako	-	-	2	2
Keve Aluma	37^	7	65	13
Justyn Mutts	28	7	78	13

* 83 games at Wofford
^ 8 games at Wofford



NON-CONFERENCE BREAKDOWN

Team	NET	Result
Maine	-	W, 82-47
at Navy	-	W, 77-57
Radford	-	W, 65-39
St. Francis (Pa.)	-	W, 85-55
Merrimack	-	W, 72-43
vs. #9/10 Memphis	-	L, 69-61
vs. #25/RV Xavier at Maryland	-	L, 59-58
Cornell		
at Dayton		
vs. St. Bonaventure		

Tech will play at least three times at Barclays Center this season.



Keve Aluma has notched a team-best seven double-doubles over the last two seasons.

SEASON BREAKDOWN

TECH'S RECORD WHEN...

	2021-22
Overall	5-2
ACC	0-0
At home	4-0
On the road	1-0
At neutral sites	0-2
After a win	4-1
After a loss	0-1
In overtime	0-0
vs. ranked opponents	0-2
Winning the opening tip	5-0
Losing the opening tip	0-2
Decided by 1-4 points or OT	0-1
Decided by 5-10 points	0-1
Decided by 11-20 points	1-0
Decided by 21+ points	4-0
Leading at half	5-0
Tied at half	0-0
Trailing at half	0-2
VT shoots 50% or better	4-0
VT shoots 40-49.9%	1-1
VT shoots less than 40%	0-1
VT out-shoots opponent	5-0
Opp. out-shoots VT	0-2
Opp. shoots 40% or better	0-1
Opp. shoots less than 40%	5-1
VT out-rebounds opponent	4-0
Opp. out-rebounds VT	1-2
Rebounds are tied	0-0
VT has more FT attempts	3-2
Opp. has more FT attempts	1-0
VT makes more 3-pointers	5-1
Opp. makes more 3-pointers	0-1
VT wins turnover battle	5-2
Opp. wins turnover battle	0-0
Turnovers are tied	0-0
VT scores 100+	0-0
VT scores 90-99 points	0-0
VT scores 80-89 points	2-0
VT scores 70-79 points	2-0
VT scores 60-69 points	1-1
VT scores 50-59 points	0-1
VT scores < 50 points	0-0
Opp. scores > 99 points	0-0
Opp. scores 90-99 points	0-0
Opp. scores 80-89 points	0-0
Opp. scores 70-79 points	0-0
Opp. scores 60-69 points	0-1
Opp. scores 50-59 points	2-1
Opp. scores < 50 points	3-0
Playing on Monday	1-0
Playing on Tuesday	1-0
Playing on Wednesday	0-1
Playing on Thursday	1-0
Playing on Friday	1-1
Playing on Saturday	0-0
Playing on Sunday	1-0
In November	5-2
In December	0-0
In January	0-0
In February	0-0
In March	0-0
Playing during the day	1-0
Playing at night	4-2
Wearing White	2-1
Wearing Maroon	1-0
Wearing Orange	1-0
Wearing Gray	1-1

STARTING LINEUPS

W/L

5-2 Murphy, Cattoor, Alleyne, Mutts, Aluma

Margin of Victory/Defeat

	1	2	3	4	5	6	7	8	9	10	11-19	20+
Wins	-	-	-	-	-	-	-	-	-	-	-	5
Losses	1	-	-	-	-	-	-	1	-	-	-	-

Most First Half Points

Virginia Tech	46	vs. Maine (11/9/21)
Opponents	35	vs. Xavier (11/26/21)

Most Second Half Points

Virginia Tech	51	vs. St. Francis (11/18/21)
Opponents	36	vs. Memphis (11/24/21)

Fewest First Half Points

Virginia Tech	25	vs. Radford (11/15/21)
Opponents	18 (2x)	vs. Merrimack (11/21/21)

Fewest Second Half Points

Virginia Tech	31 (2x)	vs. Xavier (11/26/21)
Opponents	21	vs. Radford (11/15/21)

Largest Halftime Lead

Virginia Tech	24	vs. Maine (11/9/21)
Opponents	8	vs. Xavier (11/26/21)

Largest Margin of Victory

Virginia Tech	35	vs. Maine (11/9/21)
Opponents	8	vs. Memphis (11/24/21)

MISCELLANEOUS

How 1st Points Were Scored

Layup	2
3FG	4
Jumper	1
Dunk	-
Free-Throw	-
Tip-in	-

Rebounds Leader

Nahiem Alleyne	1
Hunter Cattoor	1
Justyn Mutts	5
David N'Guessan	1

Blocks Leader

Keve Aluma	4
Justyn Mutts	2
David N'Guessan	2
John Ojiako	1

15+ Rebounds

-	-
-	-
-	-

Scored VT's 1st Points

Nahiem Alleyne	2
Keve Aluma	1
Hunter Cattoor	3
Justyn Mutts	1

Assists Leader

Nahiem Alleyne	2
Hunter Cattoor	2
Storm Murphy	2
Justyn Mutts	2

10+ Points

Nahiem Alleyne	5
Keve Aluma	5
Hunter Cattoor	2
Darius Maddox	1
Storm Murphy	3
Justyn Mutts	2
David N'Guessan	1

5+ Assists

Hunter Cattoor	1
Justyn Mutts	2

First Off VT Bench

Darius Maddox	5
David N'Guessan	5
John Ojiako	5
Sean Pedulla	2

Steals Leader

Hunter Cattoor	4
Storm Murphy	1
Justyn Mutts	4
David N'Guessan	1
Sean Pedulla	1

20+ Points

Nahiem Alleyne	1
Keve Aluma	1

10+ Assists

-	-
---	---

5+ Steals

-	-
---	---

5+ Blocks

-	-
---	---

Points Leader

Nahiem Alleyne	3
Keve Aluma	2
Storm Murphy	2
Justyn Mutts	1
David N'Guessan	1

30+ Points

-	-
---	---

Double-Doubles

Keve Aluma	1
------------	---

10+ Rebounds

Keve Aluma	1
Justyn Mutts	2


THE LAST TIME

LAST TIME VIRGINIA TECH...

Scored 100+ points and won	100-64, vs. Delaware State, 11/20/19
Scored 100+ points and lost	100-104 (2OT), vs. Maryland, 2/27/10
Played in OT	70-75 (OT), vs. Florida, 3/19/21
Played in consecutive OTs	82-77 (OT), vs. UAB, 11/28/15; 79-81 (OT), vs. Northwestern, 12/1/15
Played in 2OT	79-77 (2OT), vs. North Carolina, 1/22/20
Played in 3OT	95-102 (3OT), vs. Miami (Fla.), 1/19/20
Scored 100+ points	100-64, vs. Delaware State, 11/20/19
Scored 90-99 points	97-57, vs. Coppin State, 12/29/20
Scored 80-89 points	85-55, vs. Saint Francis (Pa.), 11/18/21
Scored 70-79 points	72-43, vs. Merrimack, 11/21/21
Scored 60-69 points	61-69, vs. No. 9/10 Memphis, 11/24/21
Scored 50-59 points	58-59, vs. No. 25/RV Xavier, 11/26/21
Scored 40-49 points	47-24, at No. 23/22 NC State, 2/2/19
Scored 30-39 points	39-65, at No. 19/19 Virginia, 1/4/20
Scored 20-29 points	27-40, at McGuire Hospital, 2/2/46
Scored 10-19 points	16-45, at Virginia, 1/30/39
Scored less than 10 points	9-29, vs. North Carolina, 1/12/35
Allowed 100+ points	95-102 (3OT), vs. Miami (Fla.), 1/19/20
Allowed 90-99 points	77-90, vs. BYU, 11/27/19
Allowed 80-89 points	73-81, vs. North Carolina, 3/11/21
Allowed 70-79 points	70-75 (OT), vs. Florida, 3/19/21
Allowed 60-69 points	61-69, vs. No. 9/10 Memphis, 11/24/21
Allowed 50-59 points	58-59, vs. No. 25/RV Xavier, 11/26/21
Allowed 40-49 points	72-43, vs. Merrimack, 11/21/21
Allowed 30-39 points	65-39, vs. Radford, 11/15/21
Allowed 20-29 points	47-24, at No. 23/22 NC State, 2/2/19
Allowed 10-19 points	60-19, vs. Lynchburg, 1/9/46
Allowed less than 10 points	28-9, vs. Hampden-Sydney, 1/17/23
Scored at least 60 points in a half	66, 2nd Half, vs. The Citadel, 11/12/17
Largest margin of victory	83 points, vs. Randolph-Macon (87-4), 1/10/1911
Largest margin of victory in ACC	38 points, vs. Wake Forest (84-46), 2/27/21
Defeated a ranked opponent on the road	47-24, at No. 23/22 NC State, 2/2/19
Defeated a ranked opponent at home	65-51, vs. No. 8/8 Virginia, 1/30/21
Defeated a ranked opponent on a neutral court	81-73 (OT), vs. No. 3/3 Villanova, 11/28/20
Defeated a defending national champion	65-51, vs. No. 8/8 Virginia, 1/30/21
Held opponent without a double-figure scorer	65-39, vs. Radford, 11/15/21
Failed to have a double-figure scorer	41-57, vs. Temple, 2/25/96
Had six players score in double figures	at Boston College, 2/25/17
Had seven players score in double figures	vs. The Citadel, 12/17/16
Did not make a 3FG	at Providence, 2/1/03
Opponent did not make a 3FG	at NC State, 2/10/10
Did not shoot a FT in the first half	vs. No. 3/3 Villanova, 11/28/20
Did not shoot a FT in the second half	vs. Virginia, 12/5/10
Opponent did not shoot a FT	vs. Merrimack, 11/21/21
Held an opponent under 10 points in a half	9 points, vs. Eastern Michigan, 12/22/11
Held an opponent under 20 points in a half	18 points, vs. Merrimack, 11/21/21
Had double-figure blocked shots	10, 84-46, vs. Wake Forest, 2/27/21
Came back from a double-figure deficit to win	10 points, vs. No. 8/8 Virginia, 1/30/21
Lost a double-digit lead	10 points, vs. Florida, 3/19/21
Led by 20 or more points at halftime	24 points, vs. Maine, 11/9/21
Had 20-29 assists in a game	21, vs. Pitt, 2/15/20
Had 30 or more assists	36, vs. The Citadel, 11/12/17
Held a team under 20 percent from the floor	16.7%, at No. 23/22 NC State, 2/2/19
Held a team under three made FGs in a half	2 FG, vs. Notre Dame, 1/10/21
Won an NCAA Tournament game	67-58, vs. Liberty, 3/24/19

WHAT'S A HOKIE?

The answer leads all the way back to 1896 when Virginia Agricultural and Mechanical College changed its name to Virginia Polytechnic Institute. With the change came the necessity for writing a new cheer and a contest for such a purpose was held by the student body.



Senior O.M. Stull won first prize for his "Hokie" yell which is still used today. Later, when asked if "Hokie" had any special meaning, Stull explained the word was solely the product of his imagination and was used only as an attention-getter for his yell. It soon became a nickname for all Tech teams and for those people loyal to Tech athletics.

The official university school colors - Chicago Maroon and Burnt Orange - also were introduced in 1896. The colors were chosen by a committee because they made a 'unique combination' not worn elsewhere at the time. The official definition of "Hokie" is "a loyal Virginia Tech Fan."



OUR NAME

When referring to our name, we ask that you use Virginia Tech, Hokies or Tech - and not 'Vah Tech.' Thank you!

THE LAST TIME

LAST TIME A VIRGINIA TECH PLAYER...

Recorded a double-double	Keve Aluma (14 pts./11 rebs), vs. No. 9/10 Memphis, 11/24/21
Recorded a triple-double	Chris Clarke (13 pts./12 rebs./10 ast.), vs. The Citadel, 2/27/10
Two Tech players recorded double-doubles in same game	Keve Aluma (14 pts./12 rebs.) & Justyn Mutts (14 pts./11 rebs.), at Notre Dame, 1/27/21
Two Tech players recorded double-doubles in consecutive games	vs. North Carolina (ACC Tournament), 3/13/09; vs. Duquesne (NIT), 3/18/09
Had five or more steals	Nickeil Alexander-Walker (6), vs. Miami (Fla.), 1/30/19
Had 10 or more assists in a game	Wabissa Bede (10), vs. Delaware State, 11/20/19
Had 20 or more rebounds in a game	Jeff Allen (21), vs. Longwood, 12/14/08
Two Tech players with double-figure rebounds	Justyn Mutts (12) & Keve Aluma (11), vs. No. 9/10 Memphis, 11/24/21
Two Tech players had five or more assists	Justyn Mutts (6) & Hunter Cattoor (5), vs. Maine, 11/9/21
Three Tech players had five or more assists	Chris Clarke (10), Justin Robinson (6) & Seth Allen (6), vs. The Citadel, 12/17/16
Four Tech players had five or more assists	Kerry Blackshear Jr. (8), Devin Wilson (7), Justin Robinson (7) & Chris Clarke (5), vs. The Citadel, 1/30/21
Three Tech players made five or more 3FG	Nahiem Alleyne (5), Jalen Cone (5) & Isaiah Wilkins (5), vs. Delaware State, 11/20/19
Eight or more Tech players made a 3FG	8 players, vs. Merrimack, 11/21/21
Two Tech players scored 20 or more points	Keve Aluma (23) & Nahiem Alleyne (20), vs. No. 3/3 Villanova, 11/28/20
Three Tech players scored 20 or more points	Nickeil Alexander-Walker (25), Ahmed Hill (23) & Justin Robinson (23), vs. No. 23/22 Purdue, 11/18/18
Two Tech players scored 20 or more points in consecutive games	Nickeil Alexander-Walker & Kerry Blackshear Jr., 11/10/17 & 11/12/17
Tech freshman scored 20 or more points in a game	Tyrece Radford (26) & Jalen Cone (20), vs. Miami (Fla.), 2/19/20
Three Tech freshmen scored in double figures in a game	Hunter Cattoor (14), Jalen Cone (11) & Lander Nolley II (10), vs. North Carolina, 3/10/20
Four Tech freshmen scored in double figures in a game	Landers Nolley II (21), Tyrece Radford (21), Jalen Cone (15) & Nahiem Alleyne (10), at Wake Forest, 1/14/20
Tech player scored 30-39 points in a game	Keve Aluma (30), at Pittsburgh, 2/3/21
Tech player scored 40-49 points in a game	Dorenzo Hudson (41), vs. Seton Hall, 1/2/10
Tech player scored 50+ points in a game	Bimbo Coles (51), vs. Southern Miss, 2/6/88
Tech player had consecutive double-doubles	Keve Aluma, 1/27/21, 1/30/21, 2/3/21
Tech player had three consecutive double-doubles	Keve Aluma, 1/27/21, 1/30/21, 2/3/21
Tech freshman had consecutive double-doubles	Kerry Blackshear Jr., 12/13/15, 12/19/15
Tech allowed a triple-double	Dennis Smith Jr. (27 pts./11 rebs./11 ast.), at NC State, 1/4/17
Tech had a walk-on score double figures	Christian Beyer (13), vs. Alabama A&M, 12/14/14




NAW IN YEAR 3

- Nickeil Alexander-Walker left his mark on Virginia Tech and is working on making a name for himself at the next level with the New Orleans Pelicans.
- A first-round draft pick in 2019, the Toronto native played in 46 games last season, averaging 21.9 minutes per game and 11 points per game.
- Recorded a season-high 37 points in a 111-106 loss to the Clippers on Jan. 13, 2021.

J-ROB HOOPIN' WITH THE BUCKS

- Justin Robinson played nine games for the Oklahoma City Thunder (all in April 2021) before playing Summer League for the Lakers.
- The Manassas, Virginia native is currently on a two-way contract with the defending NBA champion Milwaukee Bucks.





MIKE YOUNG

Head Coach | Third Season at Virginia Tech

2020-21 ACC Coach of the Year

CAREER RECORDS

Overall Record	335-269
Conference Games	191-141
Non-Conference Games	144-128
Conference Tournament	20-14
NCAA Tournament	1-6
Overtime Games	19-16
One-Point Games	10-14
vs. AP Top 25	5-23

VS. CURRENT ACC HEAD COACHES

Coach	All	VT	Wofford
Earl Grant	-	-	-
Brad Brownell	3-2	3-0	0-2
Mike Krzyzewski	1-3	1-2	0-1
Leonard Hamilton	0-1	0-1	-
Josh Pastner	1-3	0-2	1-1
Chris Mack	1-3	0-2	1-1
Jim Larrañaga	3-3	2-2	1-1
Kevin Keatts	1-0	1-0	-
Hubert Davis	-	-	-
Mike Brey	2-2	2-1	0-1
Jeff Capel III	1-1	1-1	-
Jim Boeheim	1-2	1-2	-
Tony Bennett	1-3	1-2	0-1
Steve Forbes	8-3	2-0	6-3
Total	23-26	14-15	9-11

vs. Coach Young

Earl Grant	-
Brad Brownell	2-3 at Clemson
Mike Krzyzewski	3-1 at Duke
Leonard Hamilton	1-0 at Florida State
Josh Pastner	3-1 at Georgia Tech
Chris Mack	1-1 at Xavier; 2-0 at UofL
Jim Larrañaga	0-1 at GMU; 3-2 at Miami
Kevin Keatts	0-1 at NC State
Hubert Davis	-
Mike Brey	2-2 at Notre Dame
Jeff Capel III	1-1 at Pitt
Jim Boeheim	2-1 at Syracuse
Tony Bennett	3-1 at UVA
Steve Forbes	3-6 at ETSU; 0-2 at Wake

▶ COACH YOUNG: CAREER BREAKDOWN

Season	School	Overall	Conference	Finish	Postseason	Ranking	RPI/NET
2002-03	Wofford	14-15 .483	8-8 .500	T6th	-	-/-	219
2003-04	Wofford	9-20 .310	4-12 .250	T10th	-	-/-	273
2004-05	Wofford	14-14 .500	7-9 .438	8th	-	-/-	225
2005-06	Wofford	11-18 .379	6-9 .400	9th	-	-/-	287
2006-07	Wofford	10-20 .333	5-13 .278	T9th	-	-/-	295
2007-08	Wofford	16-16 .500	8-12 .400	8th	-	-/-	191
2008-09	Wofford	16-14 .533	12-8 .600	4th	-	-/-	177
2009-10	Wofford	26-9 .743	15-3 .833	1st	NCAA First Round	-/-	73
2010-11	Wofford	21-13 .618	14-4 .778	T1st	NCAA First Round	-/-	105
2011-12	Wofford	19-14 .576	12-6 .667	T2nd	CBI	-/-	178
2012-13	Wofford	13-19 .406	7-11 .389	T8th	-	-/-	253
2013-14	Wofford	20-13 .606	11-5 .688	T3rd	NCAA First Round	-/-	152
2014-15	Wofford	28-7 .800	16-2 .889	1st	NCAA First Round	RV/-	49
2015-16	Wofford	15-17 .469	11-7 .611	T3rd	-	-/-	202
2016-17	Wofford	16-17 .485	10-8 .556	T4th	-	-/-	189
2017-18	Wofford	21-13 .618	11-7 .611	T4th	CIT	-/-	141
2018-19	Wofford	30-5 .857	18-0 1.000	1st	NCAA Second Round	19/18	14
Totals	17 Seasons	299-244 .551	175-124 .585				
2019-20	Virginia Tech	16-16 .500	7-13 .350	T10th	-	-/-	92
2020-21	Virginia Tech	15-7 .682	9-4 .692	3rd	NCAA First Round	25/RV	51
2021-22	Virginia Tech	2-0 1.000	0-0 .000	-	-	-/-	-
Totals	3 Seasons	36-25 .590	16-17 .485				
Overall	20 Seasons	335-269 .555	191-141 .575				

▶ THE YOUNG FILE

Born	5/1/1963
Hometown	Radford, Virginia
Wife	Margaret
Children	Cooper, Davis
Education	Emory & Henry, 1986
Joined Tech Staff	4/7/2019
Years as College Head Coach	20
Years as College Coach	35

Coaching Career

1986-88	Assistant Coach, Emory & Henry
1988-89	Assistant Coach, Radford
1989-02	Assistant Coach, Wofford
2002-19	Head Coach, Wofford
2019-pr.	Head Coach, Virginia Tech

▶ ACCOMPLISHMENTS

Six NCAA Tournaments

2021, 2019, 2015, 2014, 2011, 2010

Five SoCon Tournament Championships

2019, 2015, 2014, 2011, 2010

Four SoCon Regular-Season Titles

2019, 2015, 2011, 2010

Two-time National Coach of the Year

2019 (Sporting News), 2010 (Hugh Durham)

Three AP All-America Selections

Fletcher Magee (2018-19), Karl Cochran (2014-15), Noah Dahlman (2009-10)

O HUNTER CATTOOR

JUNIOR Guard | 6-3 | 200 | Human Development
Orlando, Florida | Bishop Moore



SEASON/CAREER BESTS

POINTS

Season 19 at Navy (11/12/21)
Career 19 at Navy (11/12/21)

REBOUNDS

Season 9 vs. Radford (11/15/21)
Career 9 vs. Radford (11/15/21)

ASSISTS

Season 5 vs. Maine (11/9/21)
Career 5 (2x), last vs. Maine (11/9/21)

BLOCKS

Season -
Career 3 vs. Wake Forest (2/27/21)

STEALS

Season 2 (3x), last vs. Merrimack (11/21/21)
Career 3 (3x), last at Notre Dame (1/27/21)

MINUTES

Season 37 vs. Xavier (11/26/21)
Career 37 vs. Xavier (11/26/21)

FIELD GOALS MADE

Season 7 at Navy (11/12/21)
Career 7 at Navy (11/12/21)

FIELD GOALS ATTEMPTED

Season 10 (2x), last vs. Xavier (11/26/21)
Career 11 (2x), last at Miami (2/6/21)

3-PT. FIELD GOALS MADE

Season 5 at Navy (11/12/21)
Career 5 (2x), last at Navy (11/12/21)

3-PT. FIELD GOALS ATTEMPTED

Season 7 (3x), last vs. Xavier (11/26/21)
Career 10 vs. North Carolina (3/10/20)

FREE THROWS MADE

Season 2 (2x), last vs. Merrimack (11/21/21)
Career 6 vs. South Florida (11/29/20)

FREE THROWS ATTEMPTED

Season 3 vs. Memphis (11/24/21)
Career 8 vs. South Florida (11/29/20)

CAREER STATS

	GP-GS	MIN	AVG	FG-FGA	FG%	3FG-FGA	3FG%	FT-FTA	FT%	OFF-DEF-TOT	AVG	PF-FO	AST	TO	BLK	STL	PTS	AVG
2019-20	31-3	629	20.3	69-165	.418	51-127	.402	14-22	.636	4-73-77	2.5	44-0	35	16	4	31	203	6.5
2020-21	22-2	489	22.2	57-125	.456	39-90	.433	34-43	.791	2-39-41	1.9	34-1	30	26	11	20	187	8.5
2021-22	7-7	220	31.4	22-53	.415	14-37	.378	5-7	.714	2-28-30	4.3	12-0	16	7	0	8	63	9.0
TOTAL	60-12	1338	22.3	148-343	.431	104-254	.409	53-72	.736	8-140-148	2.5	90-1	81	49	15	59	453	7.6

- One of Tech's top threats from three. *Last name pronounced: kuh-TOUR*
- Had 12 games of hitting three or more 3FGs during the 2020-21 season.
- Reached double-figure scoring 11 times as a sophomore.
- Made the game-tying 3-pointer to send the Miami (Fla.) (2/6) game into overtime, and then hit two clutch free throws in the final four seconds of OT to make it a two-possession game and preserve the win - finishing with 14 points and three rebounds.
- Played in 31 games, drawing three starts in 2019-20.
- Originally committed to Wofford, but signed with the Hokies after Virginia Tech's hiring of Mike Young.
- Four-year letterwinner at Bishop Moore High School.
- FHSAA 6A first-team All-State and District Player of the Year.
- Scored 1,420 points in high school. Was a 3-star (247 Sports).
- Also played quarterback on Bishop Moore's football team.

2021-22 GAME-BY-GAME STATS

OPPONENT	DATE	ST	MIN	FG-FGA	PCT	3FG-FGA	PCT	FT-FTA	PCT	OFF	DEF	TOT	PF	A	T/O	BLK	STL	PTS
Maine	11/9/21	*	31	2-4	.500	1-3	.333	0-0	.000	0	4	4	0	5	0	0	0	5
at Navy	11/12/21	*	33	7-10	.700	5-7	.714	0-0	.000	1	2	3	2	4	0	0	2	19
Radford	11/15/21	*	32	2-9	.222	1-6	.167	2-2	1.000	0	9	9	0	1	2	0	2	7
St. Francis (Pa.)	11/18/21	*	29	1-5	.200	0-2	.000	0-0	.000	1	4	5	3	1	2	0	0	2
Merrimack	11/21/21	*	30	2-7	.286	2-7	.286	2-2	1.000	0	3	3	0	1	0	0	2	8
vs. Memphis	11/24/21	*	28	3-8	.375	2-5	.400	1-3	.333	0	3	3	4	0	1	0	1	9
vs. Xavier	11/26/21	*	37	5-10	.500	3-7	.429	0-0	.000	0	3	3	3	4	2	0	1	13
at Maryland	12/1/21																	
Wake Forest	12/4/21																	
Cornell	12/8/21																	
at Dayton	12/12/21																	
vs. St. Bonaventure	12/17/21																	
at Duke	12/22/21																	
at North Carolina	12/29/21																	
Pittsburgh	1/1/22																	
NC State	1/4/22																	
at Virginia	1/12/22																	
Notre Dame	1/15/22																	
at NC State	1/19/22																	
at Boston College	1/22/22																	
Miami	1/26/22																	
at Florida State	1/29/22																	
Georgia Tech	2/2/22																	
at Pittsburgh	2/5/22																	
Syracuse	2/12/22																	
Virginia	2/14/22																	
North Carolina	2/19/22																	
at Georgia Tech	2/23/22																	
at Miami	2/26/22																	
Louisville	3/1/22																	
at Clemson	3/5/22																	

PRODUCTION TRACKER

	This Season	Career
Scored 10+ Points	2	23
Scored 20+ Points	-	-
Led Tech in Scoring	1	3
Made 3+ 3FGs	2	14
Led Tech in 3FGM	3	12
Shot over 40% from 3	3	34
Had a Double-Double	-	-
Had Multiple Assists	3	21
Had Multiple Steals	3	17



1 DAVID N'GUESSAN

SOPHOMORE Forward | 6-9 | 205 | Sociology
De Lier, The Netherlands | Mt. Zion Prep



SEASON/CAREER BESTS

POINTS

Season 19 vs. Saint Francis (11/18/21)
Career 19 vs. Saint Francis (11/18/21)

REBOUNDS

Season 8 vs. Saint Francis (11/18/21)
Career 8 vs. Saint Francis (11/18/21)

ASSISTS

Season 2 (2x), last vs. Xavier (11/26/21)
Career 2 (4x), last vs. Xavier (11/26/21)

BLOCKS

Season 3 vs. Saint Francis (11/18/21)
Career 3 vs. Saint Francis (11/18/21)

STEALS

Season 2 vs. Radford (11/15/21)
Career 2 (3x), last vs. Radford (11/15/21)

MINUTES

Season 18 (2x), last vs. Radford (11/15/21)
Career 20 vs. Wake Forest (2/27/21)

FIELD GOALS MADE

Season 7 vs. Maine (11/9/21)
Career 7 vs. Maine (11/9/21)

FIELD GOALS ATTEMPTED

Season 7 vs. Maine (11/9/21)
Career 7 vs. Maine (11/9/21)

3-PT. FIELD GOALS MADE

Season 1 (2x), last vs. Radford (11/15/21)
Career 1 (2x), last vs. Radford (11/15/21)

3-PT. FIELD GOALS ATTEMPTED

Season 1 (3x), last vs. Saint Francis (11/18/21)
Career 1 (5x), last vs. Saint Francis (11/18/21)

FREE THROWS MADE

Season 3 vs. Saint Francis (11/18/21)
Career 3 (2x), last vs. Saint Francis (11/18/21)

FREE THROWS ATTEMPTED

Season 4 vs. Saint Francis (11/18/21)
Career 5 (2x), last vs. Wake Forest (2/27/21)

CAREER STATS

	GP-GS	MIN	AVG	FG-FGA	FG%	3FG-FGA	3FG%	FT-FTA	FT%	OFF-DEF-TOT	AVG	PF-FO	AST	TO	BLK	STL	PTS	AVG
2020-21	21-0	202	9.6	21-36	.583	0-2	.000	13-31	.419	15-33-48	2.3	33-1	8	9	2	6	55	2.6
2021-22	7-0	100	14.3	14-25	.560	2-3	.667	3-9	.333	5-13-18	2.6	10-0	6	4	5	3	33	4.7
TOTAL	28-0	302	10.8	35-61	.574	2-5	.400	16-40	.400	20-46-66	2.4	43-1	14	13	7	9	88	3.1

- Look for a huge jump in production; he's had one of the more impressive offseasons for the Hokies *Last name pronounced: GUH-sahn*
- Worked on extending his range to the 3-point line.
- Appeared in 21 of 22 games as a freshman.
- Reached double-figure scoring in back-to-back games at Wake Forest (1/17/21) and at Syracuse (1/23/21).
- Totaled a career-high 13 points in 14 minutes in the 64-60 win at Wake Forest (1/17/21).
- A consensus three-star recruit by Rivals and 247 Sports.
- Averaged 15 points, seven rebounds and three assists per game at Mt. Zion Prep during the 2019-20 season.
- Chose the Hokies over St. Joseph's, VCU and Washington State.

2021-22 GAME-BY-GAME STATS

OPPONENT	DATE	ST	MIN	FG-FGA	PCT	3FG-FGA	PCT	FT-FTA	PCT	OFF	DEF	TOT	PF	A	T/O	BLK	STL	PTS
Maine	11/9/21		18	7-7	1.000	1-1	1.000	0-1	.000	0	0	0	1	0	0	0	0	15
at Navy	11/12/21		14	0-4	.000	0-0	.000	0-2	.000	0	4	4	2	1	0	0	1	0
Radford	11/15/21		18	3-5	.600	1-1	1.000	0-0	.000	1	2	3	3	0	2	0	2	7
St. Francis (Pa.)	11/18/21		19	2-3	.667	0-1	.000	3-4	.750	2	6	8	1	2	0	3	0	7
Merrimack	11/21/21		16	2-4	.500	0-0	.000	0-2	.000	1	1	2	0	1	2	1	0	4
vs. Memphis	11/24/21		4	0-1	.000	0-0	.000	0-0	.000	0	0	0	2	0	0	0	0	0
vs. Xavier	11/26/21		11	0-1	.000	0-0	.000	0-0	.000	1	0	1	1	2	0	0	0	0
at Maryland	12/1/21																	
Wake Forest	12/4/21																	
Cornell	12/8/21																	
at Dayton	12/12/21																	
vs. St. Bonaventure	12/17/21																	
at Duke	12/22/21																	
at North Carolina	12/29/21																	
Pittsburgh	1/1/22																	
NC State	1/4/22																	
at Virginia	1/12/22																	
Notre Dame	1/15/22																	
at NC State	1/19/22																	
at Boston College	1/22/22																	
Miami	1/26/22																	
at Florida State	1/29/22																	
Georgia Tech	2/2/22																	
at Pittsburgh	2/5/22																	
Syracuse	2/12/22																	
Virginia	2/14/22																	
North Carolina	2/19/22																	
at Georgia Tech	2/23/22																	
at Miami	2/26/22																	
Louisville	3/1/22																	
at Clemson	3/5/22																	

PRODUCTION TRACKER

	This Season	Career
Scored 10+ Points	1	3
Scored 20+ Points	-	-
Led Tech in Scoring	1	1
Made multiple 3FGs	-	-
Had 5+ Rebounds	1	5
Had a Double-Double	-	-
Had Multiple Assists	2	4
Had Multiple Steals	1	3
Had Multiple Blocks	1	1



3 SEAN PEDULLA

FRESHMAN Guard | 6-1 | 190 | Sports Media and Analytics
Edmond, Oklahoma | Edmond Memorial



SEASON/CAREER BESTS

POINTS

Season 6 vs. Xavier (11/26/21)
Career 6 vs. Xavier (11/26/21)

REBOUNDS

Season 2 (2x), last vs. Saint Francis (11/18/21)
Career 2 (2x), last vs. Saint Francis (11/18/21)

ASSISTS

Season 4 vs. Merrimack (11/21/21)
Career 4 vs. Merrimack (11/21/21)

BLOCKS

Season -
Career -

STEALS

Season 2 vs. Saint Francis (11/18/21)
Career 2 vs. Saint Francis (11/18/21)

MINUTES

Season 14 vs. Merrimack (11/21/21)
Career 14 vs. Merrimack (11/21/21)

FIELD GOALS MADE

Season 2 (2x), last vs. Xavier (11/26/21)
Career 2 (2x), last vs. Xavier (11/26/21)

FIELD GOALS ATTEMPTED

Season 4 vs. Maine (11/9/21)
Career 4 vs. Maine (11/9/21)

3-PT. FIELD GOALS MADE

Season 1 (5x), last vs. Xavier (11/26/21)
Career 1 (5x), last vs. Xavier (11/26/21)

3-PT. FIELD GOALS ATTEMPTED

Season 2 (2x), last vs. Merrimack (11/21/21)
Career 2 (2x), last vs. Merrimack (11/21/21)

FREE THROWS MADE

Season 1 vs. Xavier (11/26/21)
Career 1 vs. Xavier (11/26/21)

FREE THROWS ATTEMPTED

Season 2 vs. Xavier (11/26/21)
Career 2 vs. Xavier (11/26/21)

CAREER STATS

	GP-GS	MIN	AVG	FG-FGA	FG%	3FG-FGA	3FG%	FT-FTA	FT%	OFF-DEF-TOT	AVG	PF-FO	AST	TO	BLK	STL	PTS	AVG
2021-22	7-0	62	8.9	7-13	.538	5-7	.714	1-2	.500	2-6-8	1.1	3-0	8	2	0	4	20	2.9
TOTAL	7-0	62	8.9	7-13	.538	5-7	.714	1-2	.500	2-6-8	1.1	3-0	8	2	0	4	20	2.9

- Will contribute minutes at point guard
- Solid sharpshooter from downtown
- Guided Edmond Memorial to three state tournaments.
- Two-time all-state selection and COAC Offensive Player of the Year that averaged 17.6 points a game as a senior
- Rated the 165th-best prospect in the 2021 class on 247Sports.
- Tabbed the second-best player in the state of Oklahoma and the 25th-best point guard nationally, according to 247Sports.
- Chose the Hokies over Minnesota and Oklahoma State.

Last name pronounced: puh-DOOL-uh

2021-22 GAME-BY-GAME STATS

OPPONENT	DATE	ST	MIN	FG-FGA	PCT	3FG-FGA	PCT	FT-FTA	PCT	OFF	DEF	TOT	PF	A	T/O	BLK	STL	PTS
Maine	11/9/21		11	1-4	.250	1-2	.500	0-0	.000	1	1	2	1	1	1	0	0	3
at Navy	11/12/21		7	0-0	.000	0-0	.000	0-0	.000	0	1	1	0	1	0	0	0	0
Radford	11/15/21		8	2-2	1.000	1-1	1.000	0-0	.000	0	1	1	0	0	0	0	1	5
St. Francis (Pa.)	11/18/21		11	1-2	.500	1-1	1.000	0-0	.000	0	2	2	0	2	0	0	2	3
Merrimack	11/21/21		14	1-2	.500	1-2	.500	0-0	.000	0	1	1	2	4	1	0	0	3
vs. Memphis	11/24/21		1	0-0	.000	0-0	.000	0-0	.000	0	0	0	0	0	0	0	0	0
vs. Xavier	11/26/21		10	2-3	.667	1-1	1.000	1-2	.500	1	0	1	0	0	0	0	1	6
at Maryland	12/1/21																	
Wake Forest	12/4/21																	
Cornell	12/8/21																	
at Dayton	12/12/21																	
vs. St. Bonaventure	12/17/21																	
at Duke	12/22/21																	
at North Carolina	12/29/21																	
Pittsburgh	1/1/22																	
NC State	1/4/22																	
at Virginia	1/12/22																	
Notre Dame	1/15/22																	
at NC State	1/19/22																	
at Boston College	1/22/22																	
Miami	1/26/22																	
at Florida State	1/29/22																	
Georgia Tech	2/2/22																	
at Pittsburgh	2/5/22																	
Syracuse	2/12/22																	
Virginia	2/14/22																	
North Carolina	2/19/22																	
at Georgia Tech	2/23/22																	
at Miami	2/26/22																	
Louisville	3/1/22																	
at Clemson	3/5/22																	

PRODUCTION TRACKER

	This Season
Scored 10+ Points	-
Scored 20+ Points	-
Led Tech in Scoring	-
Made 3+ 3FGs	-
Led Tech in 3FGM	-
Shot over 40% from 3	5
Had a Double-Double	-
Had Multiple Assists	2
Had Multiple Steals	1



4 NAHIEM ALLEYNE

JUNIOR Guard | 6-4 | 195 | Human Development
Buford, Georgia | Mountain View



SEASON/CAREER BESTS

POINTS

Season 21 vs. Memphis (11/24/21)
Career 28 vs. Florida (3/19/21)

REBOUNDS

Season 7 vs. Maine (11/9/21)
Career 9 at Notre Dame (1/27/21)

ASSISTS

Season 4 (2x), last vs. Memphis (11/24/21)
Career 5 (2x), last vs. Wake Forest (2/27/21)

BLOCKS

Season -
Career 2 vs. Delaware State (11/20/19)

STEALS

Season 1 (4x), last vs. Memphis (11/24/21)
Career 3 at Louisville (1/6/21)

MINUTES

Season 38 vs. Xavier (11/26/21)
Career 38 (2x), last vs. Xavier (11/26/21)

FIELD GOALS MADE

Season 7 (2x), last vs. Xavier (11/26/21)
Career 8 vs. Florida (3/19/21)

FIELD GOALS ATTEMPTED

Season 16 vs. Xavier (11/26/21)
Career 18 vs. Florida (3/19/21)

3-PT. FIELD GOALS MADE

Season 3 (3x), last vs. Xavier (11/26/21)
Career 5 (4x), last at Syracuse (1/23/21)

3-PT. FIELD GOALS ATTEMPTED

Season 7 (2x), last vs. Xavier (11/26/21)
Career 10 (3x), last vs. Florida (3/19/21)

FREE THROWS MADE

Season 10 vs. Memphis (11/24/21)
Career 10 vs. Memphis (11/24/21)

FREE THROWS ATTEMPTED

Season 11 vs. Memphis (11/24/21)
Career 11 (2x), last vs. Memphis (11/24/21)

CAREER STATS

	GP-GS	MIN	AVG	FG-FGA	FG%	3FG-FGA	3FG%	FT-FTA	FT%	OFF-DEF-TOT	AVG	PF-FO	AST	TO	BLK	STL	PTS	AVG
2019-20	32-27	832	26.0	92-237	.388	49-126	.389	48-63	.762	6-69-75	2.3	51-1	46	27	6	12	281	8.8
2020-21	22-21	623	28.3	78-199	.392	42-103	.408	46-57	.807	4-54-58	2.6	47-0	37	33	2	15	244	11.1
2021-22	7-7	227	32.4	29-74	.392	13-32	.406	21-22	.955	0-27-27	3.9	10-0	20	13	0	4	92	13.1
TOTAL	61-55	1684	27.6	199-510	.390	104-261	.398	115-142	.810	10-150-160	2.6	108-1	103	73	8	31	617	10.1

- Named to NIT Season Tip-Off all-tournament team. *Name pronounced: nah-HEEM ah-LEAN*
- One of Tech's top threats from three.
- Had seven games of hitting three or more 3FGs during the 2020-21 season.
- Reached double-figure scoring 13 times as a sophomore.
- Made the game-tying 3-pointer to send the Florida (3/19) game into overtime in the first round of the 2021 NCAA Tournament.
- Started 21 of 22 games in 2020-21.
- Shot 40.8 percent from three last season, which was second on the team.
- Two-time ACC Men's Basketball All-Academic Team honoree.
- Averaged 17.2 points per game and made 63 three-pointers in the 2018-19 season at Mountain View.
- A three-star recruit by 247 Sports that was ranked as the 21st-best player in the state of Georgia.
- Born in Long Island, New York; family moved to Georgia when he was in middle school.
- Into anime, and in his opinion, J. Cole is the best rapper of all-time - it's not up for debate.

2021-22 GAME-BY-GAME STATS

OPPONENT	DATE	ST	MIN	FG-FGA	PCT	3FG-FGA	PCT	FT-FTA	PCT	OFF	DEF	TOT	PF	A	T/O	BLK	STL	PTS
Maine	11/9/21	*	29	5-10	.500	3-6	.500	0-0	.000	0	7	7	0	4	2	0	1	13
at Navy	11/12/21	*	31	2-9	.222	1-4	.250	3-3	1.000	0	0	0	2	3	3	0	0	8
Radford	11/15/21	*	32	0-6	.000	0-2	.000	2-2	1.000	0	4	4	2	3	4	0	1	2
St. Francis (Pa.)	11/18/21	*	30	7-10	.700	1-2	.500	3-3	1.000	0	4	4	0	2	0	0	1	18
Merrimack	11/21/21	*	31	4-9	.444	2-4	.500	2-2	1.000	0	3	3	1	1	2	0	0	12
vs. Memphis	11/24/21	*	36	4-14	.286	3-7	.429	10-11	.909	0	4	4	4	4	2	0	1	21
vs. Xavier	11/26/21	*	38	7-16	.438	3-7	.429	1-1	1.000	0	5	5	1	3	0	0	0	18
at Maryland	12/1/21																	
Wake Forest	12/4/21																	
Cornell	12/8/21																	
at Dayton	12/12/21																	
vs. St. Bonaventure	12/17/21																	
at Duke	12/22/21																	
at North Carolina	12/29/21																	
Pittsburgh	1/1/22																	
NC State	1/4/22																	
at Virginia	1/12/22																	
Notre Dame	1/15/22																	
at NC State	1/19/22																	
at Boston College	1/22/22																	
Miami	1/26/22																	
at Florida State	1/29/22																	
Georgia Tech	2/2/22																	
at Pittsburgh	2/5/22																	
Syracuse	2/12/22																	
Virginia	2/14/22																	
North Carolina	2/19/22																	
at Georgia Tech	2/23/22																	
at Miami	2/26/22																	
Louisville	3/1/22																	
at Clemson	3/5/22																	

PRODUCTION TRACKER

	This Season	Career
Scored 10+ Points	5	30
Scored 20+ Points	1	6
Led Tech in Scoring	3	12
Made 3+ 3FGs	3	18
Led Tech in 3FGM	4	17
Shot over 40% from 3	5	31
Had a Double-Double	-	-
Had Multiple Assists	6	28
Had Multiple Steals	-	4



5 STORM MURPHY

GRADUATE STUDENT Guard | 6-0 | 185 | Leadership Studies
Middleton, Wisconsin | Wofford



SEASON/CAREER BESTS

POINTS

Season 17 vs. Radford (11/15/21)
Career 28 vs. Western Carolina (1/23/21)

REBOUNDS

Season 6 at Navy (11/12/21)
Career 8 vs. South Florida (12/12/20)

ASSISTS

Season 3 (2x), last vs. Saint Francis (11/18/21)
Career 11 vs. Samford (1/2/21)

BLOCKS

Season -
Career 1 (3x), last at Samford (3/2/19)

STEALS

Season 1 (4x), last vs. Xavier (11/26/21)
Career 4 vs. Mercer (3/3/18)

MINUTES

Season 39 vs. Memphis (11/24/21)
Career 40 at UNC Greensboro (2/19/20)

FIELD GOALS MADE

Season 6 (2x), last vs. Merrimack (11/21/21)
Career 10 vs. Western Carolina (1/23/21)

FIELD GOALS ATTEMPTED

Season 9 at Navy (11/12/21)
Career 19 at Chattanooga (1/16/21)

3-PT. FIELD GOALS MADE

Season 4 vs. Radford (11/15/21)
Career 5 (6x), last at VMI (1/13/21)

3-PT. FIELD GOALS ATTEMPTED

Season 5 (2x), last vs. Radford (11/15/21)
Career 10 (6x), last vs. VMI (2/3/21)

FREE THROWS MADE

Season 2 at Navy (11/12/21)
Career 8 (3x), last vs. The Citadel (2/17/21)

FREE THROWS ATTEMPTED

Season 3 at Navy (11/12/21)
Career 10 vs. The Citadel (2/17/21)

- Consummate point guard with four years of college experience.
- First-Team All-SoCon and named to SoCon All-Tournament Team last season.
- Averaged 17.8 points, 3.3 rebounds and 4.3 assists as a senior at Wofford - one of only 11 players to average that stat line or better nationally.
- NABC All-District 21 First Team selection who was featured on the Lou Henson Award Mid-Season Watch List.
- Started all 24 games in 2020-21.
- Tallied double figures in 21 of 24 contests, including 10 20-point performances, and dished over five assists on eight occasions.
- Graduated from Wofford with 1,315 career points, which rank 24th all-time in program history.

2021-22 GAME-BY-GAME STATS

OPPONENT	DATE	ST	MIN	FG-FGA	PCT	3FG-FGA	PCT	FT-FTA	PCT	OFF	DEF	TOT	PF	A	T/O	BLK	STL	PTS
Maine	11/9/21	*	26	2-7	.286	1-4	.250	0-0	.000	0	3	3	1	2	0	0	1	5
at Navy	11/12/21	*	32	4-9	.444	1-5	.200	2-3	.667	0	6	6	2	1	2	0	0	11
Radford	11/15/21	*	29	6-7	.857	4-5	.800	1-2	.500	0	1	1	0	3	3	0	1	17
St. Francis (Pa.)	11/18/21	*	29	2-6	.333	2-4	.500	1-2	.500	0	1	1	2	3	0	0	0	7
Merrimack	11/21/21	*	24	6-8	.750	2-4	.500	0-0	.000	0	0	0	2	1	3	0	1	14
vs. Memphis	11/24/21	*	39	2-8	.250	0-3	.000	1-2	.500	0	1	1	3	2	6	0	0	5
vs. Xavier	11/26/21	*	18	0-5	.000	0-3	.000	0-0	.000	0	1	1	4	0	1	0	1	0
at Maryland	12/1/21																	
Wake Forest	12/4/21																	
Cornell	12/8/21																	
at Dayton	12/12/21																	
vs. St. Bonaventure	12/17/21																	
at Duke	12/22/21																	
at North Carolina	12/29/21																	
Pittsburgh	1/1/22																	
NC State	1/4/22																	
at Virginia	1/12/22																	
Notre Dame	1/15/22																	
at NC State	1/19/22																	
at Boston College	1/22/22																	
Miami	1/26/22																	
at Florida State	1/29/22																	
Georgia Tech	2/2/22																	
at Pittsburgh	2/5/22																	
Syracuse	2/12/22																	
Virginia	2/14/22																	
North Carolina	2/19/22																	
at Georgia Tech	2/23/22																	
at Miami	2/26/22																	
Louisville	3/1/22																	
at Clemson	3/5/22																	

PRODUCTION TRACKER

	This Season	Career
Scored 10+ Points	3	62
Scored 20+ Points	-	12
Led Tech in Scoring	2	2
Made 3+ 3FGs	1	34
Led Tech in 3FGM	2	2
Shot over 40% from 3	3	74
Had a Double-Double	-	1
Had 5+ Assists	-	35
Had Multiple Steals	-	23



CAREER STATS

	GP-GS	MIN	AVG	FG-FGA	FG%	3FG-FGA	3FG%	FT-FTA	FT%	OFF-DEF-TOT	AVG	PF-FO	AST	TO	BLK	STL	PTS	AVG
2017-18	34-29	932	27.4	70-160	.438	41-107	.383	32-38	.842	7-68-75	2.2	44-0	135	56	1	30	213	6.3
2018-19	34-33	890	26.2	98-196	.500	50-106	.472	27-32	.844	4-58-62	1.8	59-0	112	41	1	24	273	8.0
2019-20	34-34	1071	31.5	147-318	.462	64-152	.421	45-52	.865	10-80-90	2.6	56-1	121	75	1	25	403	11.9
2020-21	24-24	830	34.6	143-304	.470	70-175	.400	70-83	.843	14-64-78	3.3	29-0	104	65	-	23	426	17.8
2021-22	7-7	197	28.1	22-50	.440	10-28	.357	5-9	.556	0-13-13	1.9	14-0	12	15	0	4	59	8.4
TOTAL	133-127	3918	29.5	480-1023	.469	240-571	.420	179-214	.836	35-283-322	2.4	196-1	479	251	5	112	1374	10.3

10 CAMDEN JOHNSON

FRESHMAN Guard | 6-1 | 175 | Business, Undecided
Waxhaw, North Carolina | Metrolina Christian Academy



SEASON/CAREER BESTS

POINTS

Season 3 vs. Merrimack (11/21/21)
Career 3 vs. Merrimack (11/21/21)

REBOUNDS

Season 1 vs. Merrimack (11/21/21)
Career 1 vs. Merrimack (11/21/21)

ASSISTS

Season 1 vs. Saint Francis (11/18/21)
Career 1 vs. Saint Francis (11/18/21)

BLOCKS

Season -
Career -

STEALS

Season 1 vs. Merrimack (11/21/21)
Career 1 vs. Merrimack (11/21/21)

MINUTES

Season 3 vs. Saint Francis (11/18/21)
Career 3 vs. Saint Francis (11/18/21)

FIELD GOALS MADE

Season 1 vs. Merrimack (11/21/21)
Career 1 vs. Merrimack (11/21/21)

FIELD GOALS ATTEMPTED

Season 1 vs. Merrimack (11/21/21)
Career 1 vs. Merrimack (11/21/21)

3-PT. FIELD GOALS MADE

Season 1 vs. Merrimack (11/21/21)
Career 1 vs. Merrimack (11/21/21)

3-PT. FIELD GOALS ATTEMPTED

Season 1 vs. Merrimack (11/21/21)
Career 1 vs. Merrimack (11/21/21)

FREE THROWS MADE

Season -
Career -

FREE THROWS ATTEMPTED

Season -
Career -

CAREER STATS

	GP-GS	MIN	AVG	FG-FGA	FG%	3FG-FGA	3FG%	FT-FTA	FT%	OFF-DEF-TOT	AVG	PF-FO	AST	TO	BLK	STL	PTS	AVG
2021-22	4-0	8	2.0	1-1	1.000	1-1	1.000	0-0	.000	0-1-1	0.3	0-0	1	0	0	1	3	0.8
TOTAL	4-0	8	2.0	1-1	1.000	1-1	1.000	0-0	.000	0-1-1	0.3	0-0	1	0	0	1	3	0.8

- Recruited as a preferred walk-on.
- Averaged 14 points, 6.6 rebounds, 3.2 assists and 2.3 steals per game his senior season at Metrolina.
- Parents, Joey and Cindy Johnson, both attended Virginia Tech.

2021-22 GAME-BY-GAME STATS

OPPONENT	DATE	ST	MIN	FG-FGA	PCT	3FG-FGA	PCT	FT-FTA	PCT	OFF	DEF	TOT	PF	A	T/O	BLK	STL	PTS
Maine	11/9/21		2	0-0	.000	0-0	.000	0-0	.000	0	0	0	0	0	0	0	0	0
at Navy	11/12/21							DNP										
Radford	11/15/21		1	0-0	.000	0-0	.000	0-0	.000	0	0	0	0	0	0	0	0	0
St. Francis (Pa.)	11/18/21		3	0-0	.000	0-0	.000	0-0	.000	0	0	0	0	1	0	0	0	0
Merrimack	11/21/21		2	1-1	1.000	1-1	1.000	0-0	.000	0	1	1	0	0	0	0	1	3
vs. Memphis	11/24/21							DNP										
vs. Xavier	11/26/21							DNP										
at Maryland	12/1/21																	
Wake Forest	12/4/21																	
Cornell	12/8/21																	
at Dayton	12/12/21																	
vs. St. Bonaventure	12/17/21																	
at Duke	12/22/21																	
at North Carolina	12/29/21																	
Pittsburgh	1/1/22																	
NC State	1/4/22																	
at Virginia	1/12/22																	
Notre Dame	1/15/22																	
at NC State	1/19/22																	
at Boston College	1/22/22																	
Miami	1/26/22																	
at Florida State	1/29/22																	
Georgia Tech	2/2/22																	
at Pittsburgh	2/5/22																	
Syracuse	2/12/22																	
Virginia	2/14/22																	
North Carolina	2/19/22																	
at Georgia Tech	2/23/22																	
at Miami	2/26/22																	
Louisville	3/1/22																	
at Clemson	3/5/22																	

PRODUCTION TRACKER

	This Season
Scored 5+ Points	-
Scored 10+ Points	-
Made Multiple 3FGs	-
Made 3+ 3FGs	-
Led Tech in 3FGM	-
Shot over 40% from 3	1
Played 5+ Minutes	-
Had Multiple Assists	-
Had Multiple Steals	-



11 JALEN HAYNES

FRESHMAN Forward | 6-8 | 250 | Human Development
Ft. Lauderdale, Florida | Montverde Academy



SEASON/CAREER BESTS

POINTS

Season 4 vs. Saint Francis (11/18/21)
Career 4 vs. Saint Francis (11/18/21)

REBOUNDS

Season 2 vs. Radford (11/15/21)
Career 2 vs. Radford (11/15/21)

ASSISTS

Season -
Career -

BLOCKS

Season -
Career -

STEALS

Season -
Career -

MINUTES

Season 5 vs. Maine (11/9/21)
Career 5 vs. Maine (11/9/21)

FIELD GOALS MADE

Season 2 vs. Saint Francis (11/18/21)
Career 2 vs. Saint Francis (11/18/21)

FIELD GOALS ATTEMPTED

Season 3 vs. Radford (11/15/21)
Career 3 vs. Radford (11/15/21)

3-PT. FIELD GOALS MADE

Season -
Career -

3-PT. FIELD GOALS ATTEMPTED

Season -
Career -

FREE THROWS MADE

Season -
Career -

FREE THROWS ATTEMPTED

Season 1 vs. Maine (11/9/21)
Career 1 vs. Maine (11/9/21)

CAREER STATS

	GP-GS	MIN	AVG	FG-FGA	FG%	3FG-FGA	3FG%	FT-FTA	FT%	OFF-DEF-TOT	AVG	PF-FO	AST	TO	BLK	STL	PTS	AVG
2021-22	5-0	15	3.0	2-5	.400	0-0	.000	0-1	.000	2-1-3	0.6	1-0	0	1	0	0	4	0.8
TOTAL	5-0	15	3.0	2-5	.400	0-0	.000	0-1	.000	2-1-3	0.6	1-0	0	1	0	0	4	0.8

- Played a postgraduate season at Montverde Academy during the 2020-21 season for head coach Ben Wisniewski; averaged 20.2 points and 10.6 rebounds. *First name pronounced: JAY-lin*
- Before Montverde, played at Dillard High School for legendary head coach Darryl Burrows.
- At Dillard in 2019-20, averaged 18 points, 10 rebounds and two blocks, while leading the Panthers to a 24-8 record and to the state title game.
- Three-star recruit by 247Sports.
- Chose the Hokies over Mississippi State, Boston College and UCF.

2021-22 GAME-BY-GAME STATS

OPPONENT	DATE	ST	MIN	FG-FGA	PCT	3FG-FGA	PCT	FT-FTA	PCT	OFF	DEF	TOT	PF	A	T/O	BLK	STL	PTS
Maine	11/9/21		5	0-0	.000	0-0	.000	0-1	.000	0	0	0	1	0	0	0	0	0
at Navy	11/12/21		1	0-0	.000	0-0	.000	0-0	.000	0	0	0	0	0	0	0	0	0
Radford	11/15/21		4	0-3	.000	0-0	.000	0-0	.000	1	1	2	0	0	0	0	0	0
St. Francis (Pa.)	11/18/21		3	2-2	1.000	0-0	.000	0-0	.000	1	0	1	0	0	0	0	0	4
Merrimack	11/21/21		2	0-0	.000	0-0	.000	0-0	.000	0	0	0	0	0	1	0	0	0
vs. Memphis	11/24/21																	
vs. Xavier	11/26/21																	
at Maryland	12/1/21																	
Wake Forest	12/4/21																	
Cornell	12/8/21																	
at Dayton	12/12/21																	
vs. St. Bonaventure	12/17/21																	
at Duke	12/22/21																	
at North Carolina	12/29/21																	
Pittsburgh	1/1/22																	
NC State	1/4/22																	
at Virginia	1/12/22																	
Notre Dame	1/15/22																	
at NC State	1/19/22																	
at Boston College	1/22/22																	
Miami	1/26/22																	
at Florida State	1/29/22																	
Georgia Tech	2/2/22																	
at Pittsburgh	2/5/22																	
Syracuse	2/12/22																	
Virginia	2/14/22																	
North Carolina	2/19/22																	
at Georgia Tech	2/23/22																	
at Miami	2/26/22																	
Louisville	3/1/22																	
at Clemson	3/5/22																	

PRODUCTION TRACKER

	This Season
Scored 10+ Points	-
Had 5+ Rebounds	-
Had Multiple Blocks	-
Led Tech in Blocks	-
Had Multiple Steals	-
Shot over 50% from the floor	1
Played 10+ Minutes	-
Shot 5+ Free Throws	-
Had Multiple Dunks	-



13 DARIUS MADDOX

SOPHOMORE Guard | 6-5 | 185 | Sports Media and Analytics
Bowie, Maryland | Oak Hill Academy



SEASON/CAREER BESTS

POINTS

Season 11 vs. Saint Francis (11/18/21)
Career 11 vs. Saint Francis (11/18/21)

REBOUNDS

Season 3 (3x), last vs. Merrimack (11/21/21)
Career 3 (3x), last vs. Merrimack (11/21/21)

ASSISTS

Season 1 (2x), last vs. Radford (11/15/21)
Career 1 (5x), last vs. Radford (11/15/21)

BLOCKS

Season -
Career 1 vs. Miami (12/29/20)

STEALS

Season -
Career -

MINUTES

Season 19 vs. Maine (11/9/21)
Career 19 vs. Maine (11/9/21)

FIELD GOALS MADE

Season 4 (2x), last vs. Saint Francis (11/18/21)
Career 4 (2x), last vs. Saint Francis (11/18/21)

FIELD GOALS ATTEMPTED

Season 7 vs. Maine (11/9/21)
Career 7 vs. Maine (11/9/21)

3-PT. FIELD GOALS MADE

Season 3 vs. Saint Francis (11/18/21)
Career 3 (2x), last vs. Saint Francis (11/18/21)

3-PT. FIELD GOALS ATTEMPTED

Season 3 (2x), last vs. Saint Francis (11/18/21)
Career 3 (3x), last vs. Saint Francis (11/18/21)

FREE THROWS MADE

Season 4 vs. Xavier (11/26/21)
Career 4 vs. Xavier (11/26/21)

FREE THROWS ATTEMPTED

Season 4 vs. Xavier (11/26/21)
Career 4 vs. Xavier (11/26/21)

CAREER STATS

	GP-GS	MIN	AVG	FG-FGA	FG%	3FG-FGA	3FG%	FT-FTA	FT%	OFF-DEF-TOT	AVG	PF-FO	AST	TO	BLK	STL	PTS	AVG
2020-21	11-0	35	3.2	3-11	.273	3-7	.429	0-0	.000	2-0-2	0.2	3-0	3	1	1	0	9	0.8
2021-22	7-0	115	16.4	15-27	.556	8-14	.571	5-7	.714	3-10-13	1.9	5-0	2	6	0	0	43	6.1
TOTAL	18-0	150	8.3	18-38	.474	11-21	.524	5-7	.714	5-10-15	0.8	8-0	5	7	1	0	52	2.9

- Appeared in 11 games in 2020-21, recording a season-high nine points vs. Coppin State (12/19/20).
- Rated 84th overall and the 14th-best shooting guard on 247 Sports.
- Chose the Hokies over Cincinnati, Creighton, Georgetown and Seton Hall.

2021-22 GAME-BY-GAME STATS

OPPONENT	DATE	ST	MIN	FG-FGA	PCT	3FG-FGA	PCT	FT-FTA	PCT	OFF	DEF	TOT	PF	A	T/O	BLK	STL	PTS
Maine	11/9/21		19	4-7	.571	1-1	1.000	0-0	.000	0	2	2	1	0	2	0	0	9
at Navy	11/12/21		15	2-5	.400	0-2	.000	0-1	.000	1	2	3	2	1	0	0	0	4
Radford	11/15/21		16	2-3	.667	2-3	.667	0-0	.000	0	1	1	0	1	1	0	0	6
St. Francis (Pa.)	11/18/21		18	4-4	1.000	3-3	1.000	0-0	.000	1	2	3	1	0	2	0	0	11
Merrimack	11/21/21		16	1-4	.250	1-2	.500	1-2	.500	1	2	3	0	0	0	0	0	4
vs. Memphis	11/24/21		14	2-2	1.000	1-1	1.000	0-0	.000	0	0	0	0	0	0	0	0	5
vs. Xavier	11/26/21		17	0-2	.000	0-2	.000	4-4	1.000	0	1	1	1	0	1	0	0	4
at Maryland	12/1/21																	
Wake Forest	12/4/21																	
Cornell	12/8/21																	
at Dayton	12/12/21																	
vs. St. Bonaventure	12/17/21																	
at Duke	12/22/21																	
at North Carolina	12/29/21																	
Pittsburgh	1/1/22																	
NC State	1/4/22																	
at Virginia	1/12/22																	
Notre Dame	1/15/22																	
at NC State	1/19/22																	
at Boston College	1/22/22																	
Miami	1/26/22																	
at Florida State	1/29/22																	
Georgia Tech	2/2/22																	
at Pittsburgh	2/5/22																	
Syracuse	2/12/22																	
Virginia	2/14/22																	
North Carolina	2/19/22																	
at Georgia Tech	2/23/22																	
at Miami	2/26/22																	
Louisville	3/1/22																	
at Clemson	3/5/22																	

PRODUCTION TRACKER

	This Season	Career
Scored 10+ Points	1	1
Scored 20+ Points	-	-
Led Tech in Scoring	-	-
Made 3+ 3FGs	1	2
Led Tech in 3FGM	1	1
Shot over 40% from 3	5	6
Had a Double-Double	-	-
Had Multiple Assists	-	-
Had Multiple Steals	-	-



14 BEN VARGA

FRESHMAN Guard | 5-10 | 170 | Business, Undecided
Louisville, Kentucky | St. Xavier



SEASON/CAREER BESTS

POINTS

Season 3 vs. Merrimack (11/21/21)
Career 3 vs. Merrimack (11/21/21)

REBOUNDS

Season -
Career -

ASSISTS

Season -
Career -

BLOCKS

Season -
Career -

STEALS

Season -
Career -

MINUTES

Season 2 (2x), last vs. Merrimack (11/21/21)
Career 2 (2x), last vs. Merrimack (11/21/21)

FIELD GOALS MADE

Season 1 vs. Merrimack (11/21/21)
Career 1 vs. Merrimack (11/21/21)

FIELD GOALS ATTEMPTED

Season 2 vs. Merrimack (11/21/21)
Career 2 vs. Merrimack (11/21/21)

3-PT. FIELD GOALS MADE

Season 1 vs. Merrimack (11/21/21)
Career 1 vs. Merrimack (11/21/21)

3-PT. FIELD GOALS ATTEMPTED

Season 2 vs. Merrimack (11/21/21)
Career 2 vs. Merrimack (11/21/21)

FREE THROWS MADE

Season -
Career -

FREE THROWS ATTEMPTED

Season -
Career -

CAREER STATS

	GP-GS	MIN	AVG	FG-FGA	FG%	3FG-FGA	3FG%	FT-FTA	FT%	OFF-DEF-TOT	AVG	PF-FO	AST	TO	BLK	STL	PTS	AVG
2021-22	3-0	5	1.7	1-2	.500	1-2	.500	0-0	.000	0-0-0	0.0	0-0	0	0	0	0	3	1.0
TOTAL	3-0	5	1.7	1-2	.500	1-2	.500	0-0	.000	0-0-0	0.0	0-0	0	0	0	0	3	1.0

- Recruited as a preferred walk-on.
- Played four years at St. Xavier High School for head coach Kevin Klein.
- Holds school record for career 3-pointers made, school record for 3-pointers made in a game and school record for 3-pointers made in a season.
- Led Kentucky in 3-pointers his senior year - averaged 18 ppg and four 3-pointers per game.
- Dad played tennis at the University of Kentucky.

Last name pronounced: VAR-guh

2021-22 GAME-BY-GAME STATS

OPPONENT	DATE	ST	MIN	FG-FGA	PCT	3FG-FGA	PCT	FT-FTA	PCT	OFF	DEF	TOT	PF	A	T/O	BLK	STL	PTS
Maine	11/9/21		2	0-0	.000	0-0	.000	0-0	.000	0	0	0	0	0	0	0	0	0
at Navy	11/12/21							DNP										
Radford	11/15/21		1	0-0	.000	0-0	.000	0-0	.000	0	0	0	0	0	0	0	0	0
St. Francis (Pa.)	11/18/21							DNP										
Merrimack	11/21/21		2	1-2	.500	1-2	.500	0-0	.000	0	0	0	0	0	0	0	0	3
vs. Memphis	11/24/21							DNP										
vs. Xavier	11/26/21							DNP										
at Maryland	12/1/21																	
Wake Forest	12/4/21																	
Cornell	12/8/21																	
at Dayton	12/12/21																	
vs. St. Bonaventure	12/17/21																	
at Duke	12/22/21																	
at North Carolina	12/29/21																	
Pittsburgh	1/1/22																	
NC State	1/4/22																	
at Virginia	1/12/22																	
Notre Dame	1/15/22																	
at NC State	1/19/22																	
at Boston College	1/22/22																	
Miami	1/26/22																	
at Florida State	1/29/22																	
Georgia Tech	2/2/22																	
at Pittsburgh	2/5/22																	
Syracuse	2/12/22																	
Virginia	2/14/22																	
North Carolina	2/19/22																	
at Georgia Tech	2/23/22																	
at Miami	2/26/22																	
Louisville	3/1/22																	
at Clemson	3/5/22																	

PRODUCTION TRACKER

	This Season
Scored 5+ Points	-
Scored 10+ Points	-
Made Multiple 3FGs	-
Made 3+ 3FGs	-
Led Tech in 3FGM	-
Shot over 40% from 3	1
Played 5+ Minutes	-
Had Multiple Assists	-
Had Multiple Steals	-



15 LYNN KIDD

SOPHOMORE Center | 6-10 | 240 | Public Health
Gainesville, Florida | Clemson



SEASON/CAREER BESTS

POINTS

Season 3 vs. Saint Francis (11/18/21)
Career 4 vs. Florida State (1/23/21)

REBOUNDS

Season 3 vs. Maine (11/9/21)
Career 4 vs. South Carolina State (12/2/20)

ASSISTS

Season -
Career 1 vs. Mississippi State (11/25/20)

BLOCKS

Season 1 vs. Merrimack (11/21/21)
Career 2 vs. South Carolina State (12/2/20)

STEALS

Season -
Career -

MINUTES

Season 4 (2x), last vs. Saint Francis (11/18/21)
Career 12 vs. South Carolina State (12/2/20)

FIELD GOALS MADE

Season 1 vs. Saint Francis (11/18/21)
Career 1 (3x), last vs. Saint Francis (11/18/21)

FIELD GOALS ATTEMPTED

Season 3 vs. Saint Francis (11/18/21)
Career 5 vs. South Carolina State (12/2/20)

3-PT. FIELD GOALS MADE

Season -
Career -

3-PT. FIELD GOALS ATTEMPTED

Season -
Career -

FREE THROWS MADE

Season 1 vs. Saint Francis (11/18/21)
Career 2 (2x), last vs. Florida State (1/23/21)

FREE THROWS ATTEMPTED

Season 1 vs. Saint Francis (11/18/21)
Career 2 (2x), last vs. Florida State (1/23/21)

CAREER STATS

	GP-GS	MIN	AVG	FG-FGA	FG%	3FG-FGA	3FG%	FT-FTA	FT%	OFF-DEF-TOT	AVG	PF-FO	AST	TO	BLK	STL	PTS	AVG
2020-21	7-0	33	4.7	2-6	.333	0-0	.000	4-4	1.000	4-3-7	1.0	6-0	1	2	2	0	8	1.1
2021-22	4-0	12	3.0	1-5	.200	0-0	.000	1-1	1.000	3-3-6	1.5	0-0	0	2	1	0	3	0.8
TOTAL	11-0	45	4.1	3-11	.273	0-0	.000	5-5	1.000	7-6-13	1.2	6-0	1	4	3	0	11	1.0

- Played in seven games, totaling eight points in 33 minutes of action as a freshman at Clemson.
- Reclassified from the 2021 recruiting class to 2020.
- No. 77 overall prospect on ESPN's Top-100 list of high school juniors; four-star recruit.
- Chose Clemson over Virginia Tech, Miami, Wake Forest, Auburn and Florida during his initial recruitment.

2021-22 GAME-BY-GAME STATS

OPPONENT	DATE	ST	MIN	FG-FGA	PCT	3FG-FGA	PCT	FT-FTA	PCT	OFF	DEF	TOT	PF	A	T/O	BLK	STL	PTS
Maine	11/9/21		4	0-1	.000	0-0	.000	0-0	.000	2	1	3	0	0	2	0	0	0
at Navy	11/12/21									DNP								
Radford	11/15/21		1	0-1	.000	0-0	.000	0-0	.000	0	0	0	0	0	0	0	0	0
St. Francis (Pa.)	11/18/21		4	1-3	.333	0-0	.000	1-1	1.000	1	0	1	0	0	0	0	0	3
Merrimack	11/21/21		3	0-0	.000	0-0	.000	0-0	.000	0	2	2	0	0	0	1	0	0
vs. Memphis	11/24/21									DNP								
vs. Xavier	11/26/21									DNP								
at Maryland	12/1/21																	
Wake Forest	12/4/21																	
Cornell	12/8/21																	
at Dayton	12/12/21																	
vs. St. Bonaventure	12/17/21																	
at Duke	12/22/21																	
at North Carolina	12/29/21																	
Pittsburgh	1/1/22																	
NC State	1/4/22																	
at Virginia	1/12/22																	
Notre Dame	1/15/22																	
at NC State	1/19/22																	
at Boston College	1/22/22																	
Miami	1/26/22																	
at Florida State	1/29/22																	
Georgia Tech	2/2/22																	
at Pittsburgh	2/5/22																	
Syracuse	2/12/22																	
Virginia	2/14/22																	
North Carolina	2/19/22																	
at Georgia Tech	2/23/22																	
at Miami	2/26/22																	
Louisville	3/1/22																	
at Clemson	3/5/22																	

PRODUCTION TRACKER

	This Season	Career
Scored 10+ Points	-	-
Had 5+ Rebounds	-	-
Had Multiple Blocks	-	1
Led Tech in Blocks	-	-
Had Multiple Steals	-	-
Shot over 50% from the floor	-	1
Played 10+ Minutes	-	1
Shot 5+ Free Throws	-	-
Had Multiple Dunks	-	-



21 JOHN OJIAKO

JUNIOR Center | 6-10 | 245 | Public Health
Lagos, Nigeria | Admiral Farragut (Fla.)



SEASON/CAREER BESTS

POINTS

Season 9 vs. Maine (11/9/21)
Career 15 vs. UMES (12/29/19)

REBOUNDS

Season 5 (2x), last vs. Merrimack (11/21/21)
Career 9 (2x), last vs. Pittsburgh (2/15/20)

ASSISTS

Season -
Career 1 (2x), last at Louisville (3/1/20)

BLOCKS

Season 1 (2x), last vs. Saint Francis (11/18/21)
Career 5 vs. Miami (2/19/20)

STEALS

Season -
Career 2 vs. USC Upstate (11/13/19)

MINUTES

Season 14 vs. Merrimack (11/21/21)
Career 23 vs. Miami (2/19/20)

FIELD GOALS MADE

Season 4 vs. Maine (11/9/21)
Career 5 vs. UMES (12/29/19)

FIELD GOALS ATTEMPTED

Season 8 vs. Maine (11/9/21)
Career 10 vs. UMES (12/29/19)

3-PT. FIELD GOALS MADE

Season -
Career -

3-PT. FIELD GOALS ATTEMPTED

Season -
Career -

FREE THROWS MADE

Season 2 vs. Saint Francis (11/18/21)
Career 5 vs. UMES (12/29/19)

FREE THROWS ATTEMPTED

Season 2 vs. Saint Francis (11/18/21)
Career 6 vs. UMES (12/29/19)

CAREER STATS

	GP-GS	MIN	AVG	FG-FGA	FG%	3FG-FGA	3FG%	FT-FTA	FT%	OFF-DEF-TOT	AVG	PF-FO	AST	TO	BLK	STL	PTS	AVG
2019-20	31-2	325	10.5	33-61	.541	0-0	.000	19-28	.679	35-50-85	2.7	47-2	2	17	23	6	85	2.7
2020-21	6-0	16	2.7	1-4	.250	0-0	.000	0-2	.000	0-1-1	0.2	4-0	0	1	2	0	2	0.3
2021-22	6-0	58	9.7	12-20	.600	0-0	.000	3-3	1.000	8-12-20	3.3	7-0	0	3	2	0	27	4.5
TOTAL	43-2	398	9.3	46-85	.541	0-0	.000	22-33	.667	43-63-106	2.5	57-1	2	21	27	6	114	2.7

- Battled through injuries most of 2020-21.
- Played in six games last season, throwing down a dunk for his lone bucket of the year.
- Played at Admiral Farragut High School in Florida during 2018-19.
- Originally from Nigeria, played his high school basketball first in Kentucky and then in St. Petersburg, Florida.
- Rated as the No. 25 center in the nation and No. 10 player in Florida by ESPN.
- Three-star prospect on 247 Sports and Rivals.com.
- Hopes to become a medical doctor.

Last name pronounced: oh-GEE-ah-koh

2021-22 GAME-BY-GAME STATS

OPPONENT	DATE	ST	MIN	FG-FGA	PCT	3FG-FGA	PCT	FT-FTA	PCT	OFF	DEF	TOT	PF	A	T/O	BLK	STL	PTS
Maine	11/9/21		12	4-8	.500	0-0	.000	1-1	1.000	2	2	4	2	0	0	0	0	9
at Navy	11/12/21		9	3-3	1.000	0-0	.000	0-0	.000	1	1	2	1	0	1	1	0	6
Radford	11/15/21		10	0-1	.000	0-0	.000	0-0	.000	1	4	5	3	0	0	0	0	0
St. Francis (Pa.)	11/18/21		9	2-4	.500	0-0	.000	2-2	1.000	2	1	3	1	0	2	1	0	6
Merrimack	11/21/21		14	3-4	.750	0-0	.000	0-0	.000	1	4	5	0	0	0	0	0	6
vs. Memphis	11/24/21		4	0-0	.000	0-0	.000	0-0	.000	0	0	0	0	0	0	0	0	0
vs. Xavier	11/26/21								DNP									
at Maryland	12/1/21																	
Wake Forest	12/4/21																	
Cornell	12/8/21																	
at Dayton	12/12/21																	
vs. St. Bonaventure	12/17/21																	
at Duke	12/22/21																	
at North Carolina	12/29/21																	
Pittsburgh	1/1/22																	
NC State	1/4/22																	
at Virginia	1/12/22																	
Notre Dame	1/15/22																	
at NC State	1/19/22																	
at Boston College	1/22/22																	
Miami	1/26/22																	
at Florida State	1/29/22																	
Georgia Tech	2/2/22																	
at Pittsburgh	2/5/22																	
Syracuse	2/12/22																	
Virginia	2/14/22																	
North Carolina	2/19/22																	
at Georgia Tech	2/23/22																	
at Miami	2/26/22																	
Louisville	3/1/22																	
at Clemson	3/5/22																	

PRODUCTION TRACKER

	This Season	Career
Scored 10+ Points	-	1
Had 5+ Rebounds	2	8
Had Multiple Blocks	-	7
Led Tech in Blocks	1	9
Had Multiple Steals	-	1
Shot over 50% from the floor	4	24
Played 10+ Minutes	3	18
Shot 5+ Free Throws	-	2
Had Multiple Dunks	-	-



22 KEVE ALUMA

R-SENIOR Forward | 6-9 | 235 | Sociology (2nd undergraduate degree)
Berlin, Maryland | Wofford



SEASON/CAREER BESTS

POINTS

Season 20 at Navy (11/12/21)
Career 30 at Pittsburgh (2/3/21)

REBOUNDS

Season 11 vs. Memphis (11/24/21)
Career 14 vs. Georgia Tech (2/23/21)

ASSISTS

Season 2 (2x), last vs. Xavier (11/26/21)
Career 5 (3x), last vs. Georgia Tech (2/23/21)

BLOCKS

Season 3 vs. Merrimack (11/21/21)
Career 4 at Wake Forest (1/17/21)

STEALS

Season 2 vs. Memphis (11/24/21)
Career 3 vs. Samford (1/24/19)

MINUTES

Season 37 vs. Xavier (11/26/21)
Career 43 at Miami (2/6/21)

FIELD GOALS MADE

Season 6 (2x), last vs. Xavier (11/26/21)
Career 10 (2x), last at Pittsburgh (2/3/21)

FIELD GOALS ATTEMPTED

Season 17 vs. Memphis (11/24/21)
Career 17 vs. Memphis (11/24/21)

3-PT. FIELD GOALS MADE

Season 1 vs. Memphis (11/24/21)
Career 5 vs. Wake Forest (2/27/21)

3-PT. FIELD GOALS ATTEMPTED

Season 5 vs. Saint Francis (11/18/21)
Career 7 at Pittsburgh (2/3/21)

FREE THROWS MADE

Season 10 at Navy (11/12/21)
Career 10 at Navy (11/12/21)

FREE THROWS ATTEMPTED

Season 10 at Navy (11/12/21)
Career 13 vs. VMI (12/3/20)

CAREER STATS

	GP-GS	MIN	AVG	FG-FGA	FG%	3FG-FGA	3FG%	FT-FTA	FT%	OFF-DEF-TOT	AVG	PF-FO	AST	TO	BLK	STL	PTS	AVG
2017-18	33-2	439	13.3	30-53	.566	0-0	.000	24-42	.571	45-68-113	3.4	63-2	18	20	13	6	84	2.5
2018-19	35-34	930	26.6	94-141	.667	0-1	.000	54-94	.574	92-147-239	6.8	81-3	34	36	31	23	242	6.9
2019-20											DNP							
2020-21	22-22	674	30.6	118-241	.490	20-57	.351	78-108	.722	56-118-174	7.9	52-1	48	41	29	15	334	15.2
2021-22	7-7	186	26.6	32-66	.485	1-12	.083	23-29	.793	11-27-38	5.4	19-1	8	7	7	3	88	12.6
TOTAL	97-65	2230	23.0	274-501	.547	21-70	.300	179-273	.656	204-360-564	5.8	215-7	108	104	80	47	748	7.7

- Returns after exploring his 2021 NBA Draft options. *Name pronounced: kev-AYE ah-LOU-muh*
- Second-Team All-ACC pick in 2020-21.
- Only Hokie to start all 22 games Tech played.
- Averaged a team-high 15.2 points per game, which ranked ninth in the ACC.
- Posted a team-best six double-doubles last season.
- Two-time ACC Player of the Week (11/30/20, 2/1/21).
- Earned his first undergraduate degree in human development from Virginia Tech in May 2021.
- Currently working on his second undergraduate degree in sociology.

2021-22 GAME-BY-GAME STATS

OPPONENT	DATE	ST	MIN	FG-FGA	PCT	3FG-FGA	PCT	FT-FTA	PCT	OFF	DEF	TOT	PF	A	T/O	BLK	STL	PTS
Maine	11/9/21	*	18	3-5	.600	0-1	.000	2-2	1.000	0	0	0	3	0	0	1	0	8
at Navy	11/12/21	*	24	5-9	.556	0-0	.000	10-10	1.000	2	4	6	4	1	1	1	1	20
Radford	11/15/21	*	23	5-8	.625	0-2	.000	0-0	.000	0	4	4	3	1	2	2	0	10
St. Francis (Pa.)	11/18/21	*	24	6-13	.462	0-5	.000	6-8	.750	2	5	7	3	1	1	0	0	18
Merrimack	11/21/21	*	24	2-3	.667	0-0	.000	2-4	.500	2	3	5	1	2	1	3	0	6
vs. Memphis	11/24/21	*	36	5-17	.294	1-3	.333	3-4	.750	5	6	11	5	1	1	0	2	14
vs. Xavier	11/26/21	*	37	6-11	.545	0-1	.000	0-1	.000	0	5	5	0	2	1	0	0	12
at Maryland	12/1/21																	
Wake Forest	12/4/21																	
Cornell	12/8/21																	
at Dayton	12/12/21																	
vs. St. Bonaventure	12/17/21																	
at Duke	12/22/21																	
at North Carolina	12/29/21																	
Pittsburgh	1/1/22																	
NC State	1/4/22																	
at Virginia	1/12/22																	
Notre Dame	1/15/22																	
at NC State	1/19/22																	
at Boston College	1/22/22																	
Miami	1/26/22																	
at Florida State	1/29/22																	
Georgia Tech	2/2/22																	
at Pittsburgh	2/5/22																	
Syracuse	2/12/22																	
Virginia	2/14/22																	
North Carolina	2/19/22																	
at Georgia Tech	2/23/22																	
at Miami	2/26/22																	
Louisville	3/1/22																	
at Clemson	3/5/22																	

PRODUCTION TRACKER

	This Season	Career
Scored 10+ Points	5	30
Scored 20+ Points	1	6
Led Tech in Scoring	2	10
Had 10+ Rebounds	1	16
Led Tech in Rebounding	-	12
Had a Double-Double	1	9
Shot over 50% from the floor	5	64
Made 3+ 3FGs	-	3
Shot 5+ Free Throws	2	20



25 JUSTYN MUTTS

GRADUATE STUDENT Forward | 6-7 | 230 | Educational Psychology (2nd master's degree)
Millville, New Jersey | Delaware



SEASON/CAREER BESTS

POINTS

Season 15 vs. Maine (11/9/21)
Career 30 at Hofstra (1/23/20)

REBOUNDS

Season 12 vs. Memphis (11/24/21)
Career 16 vs. UMES (11/29/19)

ASSISTS

Season 6 vs. Maine (11/9/21)
Career 7 at Miami (2/6/21)

BLOCKS

Season 1 (3x), last vs. Xavier (11/26/21)
Career 4 (3x), last vs. Hofstra (3/9/20)

STEALS

Season 4 vs. Memphis (11/24/21)
Career 5 at Pittsburgh (11/28/17)

MINUTES

Season 38 vs. Memphis (11/24/21)
Career 39 (2x), last at Miami (2/6/21)

FIELD GOALS MADE

Season 7 vs. Maine (11/9/21)
Career 14 at Hofstra (1/23/20)

FIELD GOALS ATTEMPTED

Season 13 (2x), last vs. Radford (11/15/21)
Career 17 at Hofstra (1/23/20)

3-PT. FIELD GOALS MADE

Season 1 (5x), last vs. Xavier (11/26/21)
Career 3 (2x), last vs. North Carolina (3/11/21)

3-PT. FIELD GOALS ATTEMPTED

Season 3 (2x), last vs. Radford (11/15/21)
Career 5 (3x), last vs. North Carolina (3/11/21)

FREE THROWS MADE

Season 1 vs. Memphis (11/24/21)
Career 8 vs. UMES (11/29/19)

FREE THROWS ATTEMPTED

Season 2 (2x), last vs. Xavier (11/26/21)
Career 8 (3x), last vs. Columbia (12/2/19)

CAREER STATS

	GP-GS	MIN	AVG	FG-FGA	FG%	3FG-FGA	3FG%	FT-FTA	FT%	OFF-DEF-TOT	AVG	PF-FO	AST	TO	BLK	STL	PTS	AVG
2017-18	28-18	568	20.3	71-132	.538	0-1	.000	26-47	.553	38-74-112	4.0	86-2	39	42	32	30	168	6.0
2018-19									DNP									
2019-20	33-32	1047	31.7	162-301	.538	2-18	.111	75-102	.735	66-210-276	8.4	110-7	72	82	34	44	401	12.2
2020-21	22-21	650	29.5	83-162	.512	15-45	.333	27-53	.509	37-104-141	6.4	62-2	49	51	17	13	208	9.5
2021-22	7-7	195	27.9	28-56	.500	5-14	.357	1-4	.250	13-43-56	8.0	16-0	22	13	3	12	62	8.9
TOTAL	90-78	2460	27.3	344-651	.528	22-78	.282	129-206	.626	154-431-585	6.5	274-11	182	188	86	99	839	9.3

- Focused on improving his shooting form in the offseason. *First name pronounced: JUST-in*
- Has been impressive in offseason workouts and is due for a breakout season.
- Started 21 of 22 games he played in last season.
- Reached double-figure scoring nine times in his first season as a Hokie.
- ACC All-Academic Team member in 2020-21.
- At Delaware, led the Blue Hens in rebounding and was fifth in the CAA in rebounds per game with 8.4 in 2019-20.
- Second on the team in points per game (12.2) and turned in 11 double-doubles - the third most in the CAA.
- Had 19 double-digit scoring outings and 13 double-figure rebounding efforts in 2019-20.
- Sat out the 2018-19 season due to NCAA transfer policy.
- As a freshman at High Point, Big South All-Freshman Team honoree.
- Chose the Hokies over Mississippi State and Houston.
- Earned his master's degree from Virginia Tech's OMALS program in May 2021.
- Currently working on his second graduate degree in educational psychology.

2021-22 GAME-BY-GAME STATS

OPPONENT	DATE	ST	MIN	FG-FGA	PCT	3FG-FGA	PCT	FT-FTA	PCT	OFF	DEF	TOT	PF	A	T/O	BLK	STL	PTS
Maine	11/9/21	*	23	7-13	.538	1-3	.333	0-0	.000	2	5	7	1	6	1	1	2	15
at Navy	11/12/21	*	34	4-5	.800	1-1	1.000	0-0	.000	1	6	7	2	2	2	0	1	9
Radford	11/15/21	*	25	5-13	.385	1-3	.333	0-0	.000	2	6	8	3	1	1	1	0	11
St. Francis (Pa.)	11/18/21	*	21	3-8	.375	0-2	.000	0-0	.000	0	5	5	3	2	1	0	3	6
Merrimack	11/21/21	*	22	4-5	.800	1-1	1.000	0-0	.000	2	5	7	3	5	2	0	1	9
vs. Memphis	11/24/21	*	38	3-6	.500	0-2	.000	1-2	.500	4	8	12	2	3	3	0	4	7
vs. Xavier	11/26/21	*	32	2-6	.333	1-2	.500	0-2	.000	3	8	11	2	3	3	1	1	5
at Maryland	12/1/21																	
Wake Forest	12/4/21																	
Cornell	12/8/21																	
at Dayton	12/12/21																	
vs. St. Bonaventure	12/17/21																	
at Duke	12/22/21																	
at North Carolina	12/29/21																	
Pittsburgh	1/1/22																	
NC State	1/4/22																	
at Virginia	1/12/22																	
Notre Dame	1/15/22																	
at NC State	1/19/22																	
at Boston College	1/22/22																	
Miami	1/26/22																	
at Florida State	1/29/22																	
Georgia Tech	2/2/22																	
at Pittsburgh	2/5/22																	
Syracuse	2/12/22																	
Virginia	2/14/22																	
North Carolina	2/19/22																	
at Georgia Tech	2/23/22																	
at Miami	2/26/22																	
Louisville	3/1/22																	
at Clemson	3/5/22																	

PRODUCTION TRACKER

	This Season	Career
Scored 10+ Points	2	35
Scored 20+ Points	-	7
Led Tech in Scoring	1	3
Had 10+ Rebounds	2	17
Led Tech in Rebounding	5	11
Had a Double-Double	-	12
Shot over 50% from the floor	4	51
Made 3+ 3FGs	-	2
Shot 5+ Free Throws	-	14



COMBINED TEAM STATS

Game Records

Record	Overall	Home	Away	Neutral
ALL GAMES	5-2	4-0	1-0	0-2
CONFERENCE	0-0	0-0	0-0	0-0
NON-CONFERENCE	5-2	4-0	1-0	0-2

Score by Periods

Team	1st	2nd	OT	TOT
Virginia Tech	241	259	0	500
Opponents	175	194	0	369

Team Box Score

No.	Player	Total			3-Point		F-Throw		Rebounds				Other Stats									
		GP-GS	MIN	AVG	FG-FGA	FG%	3FG-3FGA	3FG%	FT-FTA	FT%	OFF	DEF	TOT	AVG	PF	DQ	A	TO	BLK	STL	PTS	AVG
4	ALLEYNE, Nahiem	7-7	227:17	32.5	29-74	.392	13-32	.406	21-22	.955	0	27	27	3.9	10	0	20	13	0	4	92	13.1
22	ALUMA, Keve	7-7	185:24	26.5	32-66	.485	1-12	.083	23-29	.793	11	27	38	5.4	19	1	8	7	7	3	88	12.6
0	CATTOOR, Hunter	7-7	221:35	31.7	22-53	.415	14-37	.378	5-7	.714	2	28	30	4.3	12	0	16	7	0	8	63	9.0
25	MUTTS, Justyn	7-7	193:52	27.7	28-56	.500	5-14	.357	1-4	.250	14	43	57	8.1	16	0	22	13	3	12	62	8.9
5	MURPHY, Storm	7-7	195:58	28.0	22-50	.440	10-28	.357	5-9	.556	0	13	13	1.9	14	0	12	15	0	4	59	8.4
13	MADDOX, Darius	7-0	115:32	16.5	15-27	.556	8-14	.571	5-7	.714	3	10	13	1.9	5	0	2	6	0	0	43	6.1
1	N'GUESSAN, David	7-0	99:40	14.2	14-25	.560	2-3	.667	3-9	.333	5	13	18	2.6	10	0	6	4	5	3	33	4.7
21	OJIAKO, John	6-0	58:41	9.8	12-20	.600	0-0	.000	3-3	1.000	7	12	19	3.2	7	0	0	3	2	0	27	4.5
3	PEDULLA, Sean	7-0	61:50	8.8	7-13	.538	5-7	.714	1-2	.500	2	6	8	1.1	3	0	8	2	0	4	20	2.9
14	VARGA, Ben	3-0	05:42	1.9	1-2	.500	1-2	.500	0-0	.000	0	0	0	0.0	0	0	0	0	0	0	3	1.0
11	HAYNES, Jalen	5-0	14:18	2.9	2-5	.400	0-0	.000	0-1	.000	2	1	3	0.6	1	0	0	1	0	0	4	0.8
15	KIDD, Lynn	4-0	11:31	2.9	1-5	.200	0-0	.000	1-1	1.000	3	3	6	1.5	0	0	0	2	1	0	3	0.8
10	JOHNSON, Camden	4-0	08:40	2.2	1-1	1.000	1-1	1.000	0-0	.000	0	1	1	0.3	0	0	1	0	0	1	3	0.8
Team											6	7	13									
Total		7	1400		186-397	.469	60-150	.400	68-94	.723	55	191	246	35.1	97	1	95	73	18	39	500	71.4
Opponents		7	1400		140-381	.367	35-155	.226	54-76	.711	59	166	225	32.1	109	0	67	99	20	40	369	52.7

Team Statistics

	HOKIES	OPP
Scoring	500	369
Points per game	71.4	52.7
Scoring margin	+18.7	-
Field goals-att	186-397	140-381
Field goal pct	.469	.367
3 point fg-att	60-150	35-155
3-point FG pct	.400	.226
3-pt FG made per game	8.6	5.0
Free throws-att	68-94	54-76
Free throw pct	.723	.711
F-Throws made per game	9.7	7.7
Rebounds	246	225
Rebounds per game	35.1	32.1
Rebounding margin	+3.0	-
Assists	95	67
Assists per game	13.6	9.6
Turnovers	73	99
Turnovers per game	10.4	14.1
Turnover margin	+3.7	-
Assist/turnover ratio	1.3	0.7
Steals	39	40
Steals per game	5.6	5.7
Blocks	18	20
Blocks per game	2.6	2.9
Winning streak	0	-
Home win streak	4	-
Attendance	24475	4784
Home games-Avg/Game	4-6119	1-4784
Neutral site-Avg/Game	-	2-1402

Team Results

Date	Opponent		Score	Att.
11/09/2021	Maine	W	82-47	6473
11/12/2021	at Navy	W	77-57	4784
11/15/2021	Radford	W	65-39	6835
11/18/2021	Saint Francis (PA)	W	85-55	6437
11/21/2021	Merrimack	W	72-43	4730
11/24/2021	vs Memphis	L	61-69	2804
11/26/2021	vs Xavier	L	58-59	0

VIRGINIA TECH MEN'S BASKETBALL

TEAM GAME-BY-GAME

Opponent	Date	Score	Total		3-Pointers		Free throws		Rebounds											
			FG-FGA	PCT	3FG-3FGA	PCT	FT-FTA	PCT	OFF	DEF	TOT	AVG	PF	A	TO	BLK	STL	PTS	AVG	
Maine	11/09/2021	82-47 W	35-66	.530	9-21	.429	3-5	.600	9	26	35	35.0	11	18	8	3	4	82	82.0	
at Navy	11/12/2021	77-57 W	27-54	.500	8-19	.421	15-19	.789	8	27	35	35.0	17	14	9	2	5	77	79.5	
Radford	11/15/2021	65-39 W	25-58	.431	10-23	.435	5-6	.833	7	34	41	37.0	14	10	15	3	7	65	74.7	
Saint Francis (PA)	11/18/2021	85-55 W	31-60	.517	7-20	.350	16-20	.800	10	32	42	38.3	14	14	8	4	6	85	77.3	
Merrimack	11/21/2021	72-43 W	27-49	.551	11-23	.478	7-12	.583	7	25	32	37.0	9	15	12	5	5	72	76.2	
vs Memphis	11/24/2021	61-69 L	19-56	.339	7-21	.333	16-22	.727	9	24	33	36.3	20	10	13	0	8	61	73.7	
vs Xavier	11/26/2021	58-59 L	22-54	.407	8-23	.348	6-10	.600	5	23	28	35.1	12	14	8	1	4	58	71.4	
Total		500	186-397	.469	60-150	.400	68-94	.723	55	191	246	35.1	97	95	73	18	39	500	71.4	
Opponents		369	140-381	.367	35-155	.226	54-76	.711	59	166	225	32.1	109	67	99	20	40	369	52.7	

Virginia Tech Averages

Games Played	Points/game	FG Pct	3FG Pct	FT Pct	Rebounds/game	Assists/game	Turnovers/game	Assist/Turnover ratio	Steals/game	Blocks/game
7	71.4	46.9	40.0	72.3	35.1	13.6	10.4	1.3	5.6	2.6

OPPONENTS GAME-BY-GAME

Opponent	Date	Score	W	Total		3-Pointers		Free throws		Rebounds										
				FG-FGA	PCT	3FG-3FGA	PCT	FT-FTA	PCT	OFF	DEF	TOT	AVG	PF	A	TO	BLK	STL	PTS	AVG
Maine	11/09/2021	82-47	W	20-61	.328	4-22	.182	3-3	1.000	13	24	37	37.0	11	9	19	3	3	47	47.0
at Navy	11/12/2021	77-57	W	20-51	.392	3-25	.120	14-19	.737	7	22	29	33.0	18	9	10	3	6	57	52.0
Radford	11/15/2021	65-39	W	14-50	.280	2-24	.083	9-15	.600	7	25	32	32.7	13	8	18	2	11	39	47.7
Saint Francis (PA)	11/18/2021	85-55	W	21-63	.333	6-23	.261	7-11	.636	10	20	30	32.0	20	10	9	3	3	55	49.5
Merrimack	11/21/2021	72-43	W	19-49	.388	5-20	.250	0-0	.000	5	17	22	30.0	11	8	15	3	4	43	48.2
vs Memphis	11/24/2021	61-69	L	24-61	.393	5-19	.263	16-20	.800	15	30	45	32.5	21	10	14	4	8	69	51.7
vs Xavier	11/26/2021	58-59	L	22-46	.478	10-22	.455	5-8	.625	2	28	30	32.1	15	13	14	2	5	59	52.7
Total		369		140-381	.367	35-155	.226	54-76	.711	59	166	225	32.1	109	67	99	20	40	369	52.7
Virginia Tech		500		186-397	.469	60-150	.400	68-94	.723	55	191	246	35.1	97	95	73	18	39	500	71.4

Opponents Averages

Games Played	Points/game	FG Pct	3FG Pct	FT Pct	Rebounds/game	Assists/game	Turnovers/game	Assist/Turnover ratio	Steals/game	Blocks/game
7	52.7	36.7	22.6	71.1	32.1	9.6	14.1	0.7	5.7	2.9

TEAM CATEGORY LEADERS

Points

##	Player	G	Pts	Pts/G
4	Alleyne, Nahiem	7	92	13.1
22	Aluma, Keve	7	88	12.6
0	Cattoor, Hunter	7	63	9.0
25	Mutts, Justyn	7	62	8.9
5	Murphy, Storm	7	59	8.4
13	Maddox, Darius	7	43	6.1
1	N'Guessan, David	7	33	4.7
21	Ojiako, John	6	27	4.5
3	Pedulla, Sean	7	20	2.9
11	Haynes, Jalen	5	4	0.8
14	Varga, Ben	3	3	1.0
15	Kidd, Lynn	4	3	0.8
10	Johnson, Camden	4	3	0.8

Scoring Average

##	Player	G	Pts	Pts/G
4	Alleyne, Nahiem	7	92	13.1
22	Aluma, Keve	7	88	12.6
0	Cattoor, Hunter	7	63	9.0
25	Mutts, Justyn	7	62	8.9
5	Murphy, Storm	7	59	8.4
13	Maddox, Darius	7	43	6.1
1	N'Guessan, David	7	33	4.7
21	Ojiako, John	6	27	4.5
3	Pedulla, Sean	7	20	2.9
14	Varga, Ben	3	3	1.0
11	Haynes, Jalen	5	4	0.8
15	Kidd, Lynn	4	3	0.8
10	Johnson, Camden	4	3	0.8

Field Goal Percentage

##	Player	FG	Att	Pct
10	Johnson, Camden	1	1	1.000
21	Ojiako, John	12	20	.600
1	N'Guessan, David	14	25	.560
13	Maddox, Darius	15	27	.556
3	Pedulla, Sean	7	13	.538
25	Mutts, Justyn	28	56	.500
14	Varga, Ben	1	2	.500
22	Aluma, Keve	32	66	.485
5	Murphy, Storm	22	50	.440
0	Cattoor, Hunter	22	53	.415
11	Haynes, Jalen	2	5	.400
4	Alleyne, Nahiem	29	74	.392
15	Kidd, Lynn	1	5	.200

Field Goal Attempts

##	Player	G	Att	Att/G
4	Alleyne, Nahiem	7	74	10.6
22	Aluma, Keve	7	66	9.4
25	Mutts, Justyn	7	56	8.0
0	Cattoor, Hunter	7	53	7.6
5	Murphy, Storm	7	50	7.1

Field Goals Made

##	Player	G	Made	Made/G
22	Aluma, Keve	7	32	4.6
4	Alleyne, Nahiem	7	29	4.1
25	Mutts, Justyn	7	28	4.0
0	Cattoor, Hunter	7	22	3.1
5	Murphy, Storm	7	22	3.1

TEAM CATEGORY LEADERS

3-Point FG Percentage

##	Player	3FG	Att	Pct
10	Johnson, Camden	1	1	1.000
3	Pedulla, Sean	5	7	.714
1	N'Guessan, David	2	3	.667
13	Maddox, Darius	8	14	.571
14	Varga, Ben	1	2	.500
4	Alleyne, Nahiem	13	32	.406
0	Cattoor, Hunter	14	37	.378
25	Mutts, Justyn	5	14	.357
5	Murphy, Storm	10	28	.357
22	Aluma, Keve	1	12	.083

3-Point FG Attempts

##	Player	G	Att	Att/G
0	Cattoor, Hunter	7	37	5.3
4	Alleyne, Nahiem	7	32	4.6
5	Murphy, Storm	7	28	4.0
25	Mutts, Justyn	7	14	2.0
13	Maddox, Darius	7	14	2.0

3-Point FG Made

##	Player	G	Made	Made/G
0	Cattoor, Hunter	7	14	2.0
4	Alleyne, Nahiem	7	13	1.9
5	Murphy, Storm	7	10	1.4
13	Maddox, Darius	7	8	1.1
25	Mutts, Justyn	7	5	0.7

Free Throw Percentage

##	Player	Made	Att	Pct
21	Ojiako, John	3	3	1.000
15	Kidd, Lynn	1	1	1.000
4	Alleyne, Nahiem	21	22	.955
22	Aluma, Keve	23	29	.793
0	Cattoor, Hunter	5	7	.714
13	Maddox, Darius	5	7	.714
5	Murphy, Storm	5	9	.556
3	Pedulla, Sean	1	2	.500
1	N'Guessan, David	3	9	.333
25	Mutts, Justyn	1	4	.250

Free Throw Attempts

##	Player	G	Att	Att/G
22	Aluma, Keve	7	29	4.1
4	Alleyne, Nahiem	7	22	3.1
5	Murphy, Storm	7	9	1.3
1	N'Guessan, David	7	9	1.3
0	Cattoor, Hunter	7	7	1.0

Free Throws Made

##	Player	G	Made	Made/G
22	Aluma, Keve	7	23	3.3
4	Alleyne, Nahiem	7	21	3.0
0	Cattoor, Hunter	7	5	0.7
5	Murphy, Storm	7	5	0.7
13	Maddox, Darius	7	5	0.7

Rebounds

##	Player	G	Reb	Reb/G
25	Mutts, Justyn	7	57	8.1
22	Aluma, Keve	7	38	5.4
0	Cattoor, Hunter	7	30	4.3
4	Alleyne, Nahiem	7	27	3.9
21	Ojiako, John	6	19	3.2

Assists

##	Player	G	Ast	Ast/G
25	Mutts, Justyn	7	22	3.1
4	Alleyne, Nahiem	7	20	2.9
0	Cattoor, Hunter	7	16	2.3
5	Murphy, Storm	7	12	1.7
22	Aluma, Keve	7	8	1.1

Rebounds Average

##	Player	G	Reb	Reb/G
25	Mutts, Justyn	7	57	8.1
22	Aluma, Keve	7	38	5.4
0	Cattoor, Hunter	7	30	4.3
4	Alleyne, Nahiem	7	27	3.9
21	Ojiako, John	6	19	3.2

Steals

##	Player	G	Stl	Stl/G
25	Mutts, Justyn	7	12	1.7
0	Cattoor, Hunter	7	8	1.1
4	Alleyne, Nahiem	7	4	0.6
5	Murphy, Storm	7	4	0.6
3	Pedulla, Sean	7	4	0.6

TEAM CATEGORY LEADERS

Offensive Rebounds

##	Player	G	OReb	OReb/G
25	Mutts, Justyn	7	14	2.0
22	Aluma, Keve	7	11	1.6
21	Ojiako, John	6	7	1.2
1	N'Guessan, David	7	5	0.7
13	Maddox, Darius	7	3	0.4

Blocked Shots

##	Player	G	Blk	Blk/G
22	Aluma, Keve	7	7	1.0
1	N'Guessan, David	7	5	0.7
25	Mutts, Justyn	7	3	0.4
21	Ojiako, John	6	2	0.3
15	Kidd, Lynn	4	1	0.3

Defensive Rebounds

##	Player	G	DReb	DReb/G
25	Mutts, Justyn	7	43	6.1
0	Cattoor, Hunter	7	28	4.0
4	Alleyne, Nahiem	7	27	3.9
22	Aluma, Keve	7	27	3.9
5	Murphy, Storm	7	13	1.9

Minutes

##	Player	G	Min	Min/G
4	Alleyne, Nahiem	7	227	32:28
0	Cattoor, Hunter	7	222	31:39
5	Murphy, Storm	7	196	27:60
25	Mutts, Justyn	7	194	27:42
22	Aluma, Keve	7	185	26:29

Fouls

##	Player	G	PF	PF/G
22	Aluma, Keve	7	19	2.7
25	Mutts, Justyn	7	16	2.3
5	Murphy, Storm	7	14	2.0
0	Cattoor, Hunter	7	12	1.7
4	Alleyne, Nahiem	7	10	1.4

Turnovers

##	Player	G	TO	TO/G
5	Murphy, Storm	7	15	2.1
4	Alleyne, Nahiem	7	13	1.9
25	Mutts, Justyn	7	13	1.9
22	Aluma, Keve	7	7	1.0
0	Cattoor, Hunter	7	7	1.0

Foul Outs

##	Player	G	FO
22	Aluma, Keve	7	1

TEAM GAME HIGHS

Virginia Tech - Game Highs

POINTS	85	Saint Francis (PA) (11/18/2021)
	82	Maine (11/09/2021)
	77	at Navy (11/12/2021)
	72	Merrimack (11/21/2021)
	65	Radford (11/15/2021)
FIELD GOALS MADE	35	Maine (11/09/2021)
	31	Saint Francis (PA) (11/18/2021)
FIELD GOAL ATTEMPTS	66	Maine (11/09/2021)
	60	Saint Francis (PA) (11/18/2021)
FIELD GOAL PERCENTAGE	.551 (27-49)	Merrimack (11/21/2021)
	.530 (35-66)	Maine (11/09/2021)
3 PT FG MADE	11	Merrimack (11/21/2021)
	10	Radford (11/15/2021)
3 PT FG ATTEMPTS	23	vs Xavier (N) (11/26/2021)
	23	Merrimack (11/21/2021)
	23	Radford (11/15/2021)
3 PT FG PERCENTAGE	.478 (11-23)	Merrimack (11/21/2021)
	.435 (10-23)	Radford (11/15/2021)
FREE THROWS MADE	16	vs Memphis (N) (11/24/2021)
	16	Saint Francis (PA) (11/18/2021)
FREE THROW ATTEMPTS	22	vs Memphis (N) (11/24/2021)
	20	Saint Francis (PA) (11/18/2021)
FREE THROW PERCENTAGE	.833 (5-6)	Radford (11/15/2021)
	.800 (16-20)	Saint Francis (PA) (11/18/2021)
REBOUNDS	42	Saint Francis (PA) (11/18/2021)
	41	Radford (11/15/2021)
ASSISTS	18	Maine (11/09/2021)
	15	Merrimack (11/21/2021)
STEALS	8	vs Memphis (N) (11/24/2021)
	7	Radford (11/15/2021)
BLOCKED SHOTS	5	Merrimack (11/21/2021)
	4	Saint Francis (PA) (11/18/2021)
TURNOVERS	15	Radford (11/15/2021)
	13	vs Memphis (N) (11/24/2021)
FOULS	20	vs Memphis (N) (11/24/2021)
	17	at Navy (11/12/2021)

OPPONENT GAME HIGHS

Opponent - Game Highs

POINTS	69		vs Memphis (N) (11/24/2021)
	59		vs Xavier (N) (11/26/2021)
	57		at Navy (11/12/2021)
	55		Saint Francis (PA) (11/18/2021)
	47		Maine (11/09/2021)
FIELD GOALS MADE	24		vs Memphis (N) (11/24/2021)
	22		vs Xavier (N) (11/26/2021)
FIELD GOAL ATTEMPTS	63		Saint Francis (PA) (11/18/2021)
	61		vs Memphis (N) (11/24/2021)
	61		Maine (11/09/2021)
FIELD GOAL PERCENTAGE	.478	(22-46)	vs Xavier (N) (11/26/2021)
	.393	(24-61)	vs Memphis (N) (11/24/2021)
3 PT FG MADE	10		vs Xavier (N) (11/26/2021)
	6		Saint Francis (PA) (11/18/2021)
3 PT FG ATTEMPTS	25		at Navy (11/12/2021)
	24		Radford (11/15/2021)
3 PT FG PERCENTAGE	.455	(10-22)	vs Xavier (N) (11/26/2021)
	.263	(5-19)	vs Memphis (N) (11/24/2021)
FREE THROWS MADE	16		vs Memphis (N) (11/24/2021)
	14		at Navy (11/12/2021)
FREE THROW ATTEMPTS	20		vs Memphis (N) (11/24/2021)
	19		at Navy (11/12/2021)
FREE THROW PERCENTAGE	1.000	(3-3)	Maine (11/09/2021)
	.800	(16-20)	vs Memphis (N) (11/24/2021)
REBOUNDS	45		vs Memphis (N) (11/24/2021)
	37		Maine (11/09/2021)
ASSISTS	13		vs Xavier (N) (11/26/2021)
	10		vs Memphis (N) (11/24/2021)
	10		Saint Francis (PA) (11/18/2021)
STEALS	11		Radford (11/15/2021)
	8		vs Memphis (N) (11/24/2021)
BLOCKED SHOTS	4		vs Memphis (N) (11/24/2021)
	3		Merrimack (11/21/2021)
	3		Saint Francis (PA) (11/18/2021)
	3		at Navy (11/12/2021)
	3		Maine (11/09/2021)
TURNOVERS	19		Maine (11/09/2021)
	18		Radford (11/15/2021)
FOULS	21		vs Memphis (N) (11/24/2021)
	20		Saint Francis (PA) (11/18/2021)

TEAM GAME LOWS

Virginia Tech - Game Lows

POINTS	58		vs Xavier (N) (11/26/2021)
	61		vs Memphis (N) (11/24/2021)
	65		Radford (11/15/2021)
	72		Merrimack (11/21/2021)
	77		at Navy (11/12/2021)
FIELD GOALS MADE	19		vs Memphis (N) (11/24/2021)
	22		vs Xavier (N) (11/26/2021)
FIELD GOAL ATTEMPTS	49		Merrimack (11/21/2021)
	54		vs Xavier (N) (11/26/2021)
	54		at Navy (11/12/2021)
FIELD GOAL PERCENTAGE	.339	(19-56)	vs Memphis (N) (11/24/2021)
	.407	(22-54)	vs Xavier (N) (11/26/2021)
3 PT FG MADE	7		vs Memphis (N) (11/24/2021)
	7		Saint Francis (PA) (11/18/2021)
3 PT FG ATTEMPTS	19		at Navy (11/12/2021)
	20		Saint Francis (PA) (11/18/2021)
3 PT FG PERCENTAGE	.333	(7-21)	vs Memphis (N) (11/24/2021)
	.348	(8-23)	vs Xavier (N) (11/26/2021)
FREE THROWS MADE	3		Maine (11/09/2021)
	5		Radford (11/15/2021)
FREE THROW ATTEMPTS	5		Maine (11/09/2021)
	6		Radford (11/15/2021)
FREE THROW PERCENTAGE	.583	(7-12)	Merrimack (11/21/2021)
	.600	(6-10)	vs Xavier (N) (11/26/2021)
	.600	(3-5)	Maine (11/09/2021)
REBOUNDS	28		vs Xavier (N) (11/26/2021)
	32		Merrimack (11/21/2021)
ASSISTS	10		vs Memphis (N) (11/24/2021)
	10		Radford (11/15/2021)
STEALS	4		vs Xavier (N) (11/26/2021)
	4		Maine (11/09/2021)
BLOCKED SHOTS	0		vs Memphis (N) (11/24/2021)
	1		vs Xavier (N) (11/26/2021)
TURNOVERS	8		vs Xavier (N) (11/26/2021)
	8		Saint Francis (PA) (11/18/2021)
	8		Maine (11/09/2021)
FOULS	9		Merrimack (11/21/2021)
	11		Maine (11/09/2021)

OPPONENT GAME LOWS

Opponent - Game Lows

POINTS	39		Radford (11/15/2021)
	43		Merrimack (11/21/2021)
	47		Maine (11/09/2021)
	55		Saint Francis (PA) (11/18/2021)
	57		at Navy (11/12/2021)
FIELD GOALS MADE	14		Radford (11/15/2021)
	19		Merrimack (11/21/2021)
FIELD GOAL ATTEMPTS	46		vs Xavier (N) (11/26/2021)
	49		Merrimack (11/21/2021)
FIELD GOAL PERCENTAGE	.280	(14-50)	Radford (11/15/2021)
	.328	(20-61)	Maine (11/09/2021)
3 PT FG MADE	2		Radford (11/15/2021)
	3		at Navy (11/12/2021)
3 PT FG ATTEMPTS	19		vs Memphis (N) (11/24/2021)
	20		Merrimack (11/21/2021)
3 PT FG PERCENTAGE	.083	(2-24)	Radford (11/15/2021)
	.120	(3-25)	at Navy (11/12/2021)
FREE THROWS MADE	0		Merrimack (11/21/2021)
	3		Maine (11/09/2021)
FREE THROW ATTEMPTS	0		Merrimack (11/21/2021)
	3		Maine (11/09/2021)
FREE THROW PERCENTAGE	.600	(9-15)	Radford (11/15/2021)
REBOUNDS	22		Merrimack (11/21/2021)
	29		at Navy (11/12/2021)
ASSISTS	8		Merrimack (11/21/2021)
	8		Radford (11/15/2021)
STEALS	3		Saint Francis (PA) (11/18/2021)
	3		Maine (11/09/2021)
BLOCKED SHOTS	2		vs Xavier (N) (11/26/2021)
	2		Radford (11/15/2021)
TURNOVERS	9		Saint Francis (PA) (11/18/2021)
	10		at Navy (11/12/2021)
FOULS	11		Maine (11/09/2021)
	12		Merrimack (11/21/2021)



0 HUNTER CATTOOR

JR. • G • 6-3 • 200
ORLANDO, FLA.
BISHOP MOORE



1 DAVID N'GUESSAN

SO. • F • 6-9 • 205
DE LIER, THE NETHERLANDS
MT. ZION PREP



3 SEAN PEDULLA

FR. • G • 6-1 • 190
EDMOND, OKLA.
EDMOND MEMORIAL



4 NAHIEM ALLEYNE

JR. • G • 6-4 • 195
BUFORD, GA.
MOUNTAIN VIEW



5 STORM MURPHY

GR. • G • 6-0 • 185
MIDDLETON, WIS.
WOFFORD



10 CAMDEN JOHNSON

FR. • G • 6-1 • 175
WAXHAW, N.C.
METROLINA CHRISTIAN ACADEMY



11 JALEN HAYNES

FR. • F • 6-8 • 250
FT. LAUDERDALE, FLA.
MONTVERDE ACADEMY



13 DARIUS MADDOX

SO. • G • 6-5 • 185
BOWIE, MD.
OAK HILL ACADEMY



14 BEN VARGA

FR. • G • 5-10 • 170
LOUISVILLE, KY.
ST. XAVIER



15 LYNN KIDD

SO. • C • 6-10 • 240
GAINESVILLE, FLA.
IMG ACADEMY



21 JOHN OJIAKO

JR. • C • 6-10 • 245
LAGOS, NIGERIA
ADMIRAL FARRAGUT (FLA.)



22 KEVE ALUMA

R-SR. • F • 6-9 • 235
BERLIN, MD.
WOFFORD



25 JUSTIN MUTTS

GR. • F • 6-7 • 230
MILLVILLE, N.J.
DELAWARE



MIKE YOUNG

HEAD COACH
3RD SEASON



MIKE JONES

ASSOCIATE HEAD COACH
1ST SEASON



CHRISTIAN WEBSTER

ASSISTANT COACH
6TH SEASON



KEVIN GILTNER

ASSISTANT COACH
3RD SEASON