



2021 SYRACUSE FOOTBALL

1959 NATIONAL CHAMPIONS // 5 CONFERENCE CHAMPIONSHIPS // 18 CONSENSUS ALL-AMERICANS

GAME INFORMATION

Date..... Saturday, Oct. 23, 2021
Location..... Lane Stadium (65,632)
Kickoff..... 12:30 p.m.
Series..... Syracuse leads 10-8
Tickets..... Hokiesports.com
Television..... ACC Regional Sports Network
Play-by-Play..... Tom Werme '91
Analyst..... James Bates
Reporter..... Wiley Ballard
Radio..... Syracuse Sports Network from Learfield IMG College
Play-by-Play..... Matt Park '97
Analyst..... Adam Terry '04
Reporter..... Brian Higgins '04
Student Radio..... WAER 88.3 FM (Syracuse)
Satellite Radio..... Sirius --/XM 380/SXM App 970
Live Audio..... Cuse.com/TuneIn App
Live Stats..... Hokiesports.com.com
Twitter..... @CuseFootball
Facebook..... Facebook.com/CuseFootball
Instagram..... @CuseFootball



SYRACUSE ORANGE (3-4, 0-3)

AP/Coaches Rank: -/-
Head Coach: Dino Babers (6th year)
Overall Record: 64-56 (.533)
at Syracuse: 27-40 (.403)
vs. Virginia Tech: 1-0

VS



VIRGINIA TECH HOKIES (3-3, 1-1)

AP/Coaches Rank: -/-
Head Coach: Justin Fuente (6th Year)
Overall Record: 67-52 (.563)
at Virginia Tech: 41-29 (.586)
vs. Syracuse: 0-1

OPENING DRIVE

ORANGE BACK ON THE ROAD SATURDAY

- Syracuse plays three of its next four games on the road starting Saturday at Virginia Tech.
- The Orange have played only two road games this season, posting a 1-1 mark in those games.
- Syracuse faces former BIG EAST rival Virginia Tech for the first time since 2016 and makes its first trip to Lane Stadium since 2003.
- The game will air on ACC Regional Sports Network, with Tom Werme '91 (PxP), James Bates (analyst) and Wiley Ballard (reporter) on the call. It marks the sixth time in eight weeks that a Syracuse alum has served as the play-by-play announcer for the television broadcast.

2021 SCHEDULE/RESULTS

Overall Record: 3-4 • **ACC Record:** 0-3
Home: 2-3 • **Away:** 1-1 • **Neutral:** 0-0 • **Streak:** L3

Date	Opponent (TV)	Time/Result
Sept. 4	at Ohio (CBSSN)	W, 29-9
Sept. 11	RUTGERS (ACCN)	L, 7-17
Sept. 18	UALBANY (ACCN)	W, 62-24
Sept. 24	LIBERTY (ACCN)	W, 24-21
Oct. 2	at Florida State * (ACCN)	L, 30-33
Oct. 9	WAKE FOREST * (ESPN2)	L, 37-40 OT
Oct. 15	CLEMSON * (ESPN)	L, 14-17
Oct. 23	at Virginia Tech * (RSN)	12:30 p.m.
Oct. 30	BOSTON COLLEGE* (RSN)	3:30 p.m.
Nov. 13	at Louisville *	TBA
Nov. 20	at NC State *	TBA
Nov. 27	PITTSBURGH *	TBA

* - ACC game
 Home games in **BOLD CAPS**
 All times Eastern

TUCKER ON RECORD-SETTING TRACK

- Freshman RB **Sean Tucker** is on pace to have one of the most prolific single-season rushing totals in school history.
- Tucker has 948 yards rushing on 155 carries through seven games (6.1 avg.).
- That total is the most for a Syracuse running back seven games into the season.
- Joe Morris had 908 yards through seven games in 1979 when he set the program single-season record of 1,372.
- Overall, Orange rushers have topped the 1,000 yard mark in a season 16 times. Tucker would be the first to do so since Antwon Bailey in 2011.

SZYMT STANDS ALONE

- Junior K **Andre Szynt** is Syracuse's all-time scoring leader after his performance against Clemson.
- Szynt hit both of his PAT attempts to increase his career point total to 336 points. He entered the game tied with Nate Trout for the top spot with 334 points.
- Earlier this season, Szynt became Syracuse's career leader in field goals made. He currently has 63, which rank fifth among active FBS players.

CLOSE CONTESTS

- Syracuse's last four games have been decided by 3-or-less points, with each game coming down to the Orange's final drive. Syracuse kicked a game-winning field goal as time expired to defeat Liberty, Florida State did the same thing to SU the following week, Wake Forest defeated the Orange in OT two weeks ago, before Syracuse's game-tying field goal attempt missed last week vs. Clemson for the Tigers to hold on 17-14.
- This is the second time in program history that 4-or-more games in a single season have been decided by three points or less. The other is 1981, but those games were not consecutive.
- It's the sixth time in program history that four-of-more consecutive games have been one-possession (8 points or less) decisions, the prior streaks came in 1922 (4), 1927 (4), 1953 (4), 1993 (4), 1994 (5), 2017 (4).
- In the modern era (post-WWII), the program record for most one-possession games in a single season is six. Most recently, six games in 2011 were decided by a single score or less. Prior to that, it was also done in 1994, 1971 and 1950.

WHAT'S INSIDE

Media Information.....2	Player Notes..... 17-20
Matchup/Series History.....3	Game Summaries..... 21-22
Notes..... 4-10	Stats..... 23-37
Team.....4	Long Plays.....32
Offense..... 5-6	Starting Lineups.....33
Defense.....7	Scoring Drives.....34
Special Teams.....8	Conversions/TOP.....35
Miscellaneous..... 9-10	Red-Zone Stats.....36
Dome.....9	Superlatives.....37
On This Date.....9	Last Time That..... 38-40
Overtime History.....9	
Orange in the NFL.....10	
ACC Standings/Polls.....11	
HC Dino Babers..... 12-13	
Assistant Coaches.....14	
Depth Chart.....15	
Start Chart.....15	
Roster/Pronunciations.....16	

NUMBERS TO KNOW

3 WR **Trebora Pena** ranks third in the nation and first in the ACC in combined kick returns (486 yards).

6 RB **Sean Tucker** ranks in the top 10 in six categories in the latest FBS national statistics.

20 Syracuse ranks No. 20 in the nation in total defense, allowing 308.9 yards per game.

20 RB **Sean Tucker** is 20th on Syracuse's single-season rushing record list in only seven games (948).



MEDIA CONTACTS

SYRACUSE ATHLETIC COMMUNICATIONS

1301 East Colvin Street, Syracuse, NY 13244
Office: 315-443-2608 | Web: Cuse.com



TYLER CADY
Football SID
Assistant Director/
Athletic Communications
(315) 443-2608 (O)
(315) 941-6569 (C)
tpcady@syr.edu



Susie Mehringer
Assistant Director/
Athletic Communications
(315) 443-2608 (O)
(315) 403-0347 (C)
skmehr@syr.edu



SUE EDSON
Executive Sr. Associate AD/
Chief Communications Officer
(Credential Contact)
(315) 443-2608 (O)
(315) 952-4787 (C)
sedson@syr.edu

ACC COMMUNICATIONS

4512 Weybridge Lane, Greensboro, NC 27407
Office: 336-854-8787 | Web: theACC.com

Amy Yakola, Chief of External Affairs
Kevin Best, Sr. Assoc. Commissioner (Football)
Andy Fledderjohann, Assistant Commissioner
Steve Phillips, Editorial & Content Manager
Justin Wilson, Director
Tyler Beck, Assistant Director

SOCIAL MEDIA

Join the conversation about all things Syracuse across various social media platforms, including Facebook, Twitter, YouTube, Instagram and Snapchat.



/CuseFootball
/Cuse



@CuseFootball
@Cuse



/Syracuse Orange



@CuseFootball
@Cusepics



@Cusepics

WEEKLY MEDIA SCHEDULE



- Dino Babers News Conference - 11 a.m. in Iocolano-Petty Football Complex Auditorium



- No media availability
- Deadline to request Wednesday student-athlete interviews - 11 a.m.
Submit requests (max. 2) to Tyler Cady (tpcady@syr.edu)
- Game notes on Cuse.com



- Student-Athlete Interviews - 10:30 a.m.



- AmeriCU Dino Babers Radio Show
Live from 7 to 8:30 p.m. on TK99/105



- No media availability



- Game #8 - Syracuse at Virginia Tech (12:30 p.m., RSN)

GENERAL MEDIA INFORMATION

INTERVIEWS

Interviews with all Orange student-athletes and Coach Dino Babers **MUST** be arranged through the Syracuse Athletic Communications Department. Contact Tyler Cady, Football SID, via email at tpcady@syr.edu or by calling (315) 443-2608. Please give as much advance notice as possible when requesting interviews. Personal phone numbers will not be distributed to media and student-athletes should not be contacted directly by phone, email or social media to arrange interviews or answer questions.

CREDENTIAL REQUESTS

Season and individual game requests for working press credentials for media and professional scouts should be made online via the PressPass media credential system. Please visit www.SportsSystems.com/Syracuse to apply for credentials. Requests should be made at least two weeks prior to the game. All media material (notes, media guides, stats) will be available digitally and will not be provided in the press box.

MEDIA PARKING

Parking for media in the WEST Lots (Standart West and Henry) across the street from the Dome is limited. Passes are issued on a priority basis within the same guidelines as working credentials.

MEDIA GUIDE

The 2021 media guide will be exclusively digital this season. Media can access the publication on **Cuse.com** under additional links on the football page.

POSTGAME INTERVIEWS

All postgame media will return to in-person format, pending state, local and University guidelines.

ACC MEDIA PORTAL

The ACC and XOS Digital have partnered to provide individual highlight packages from all ACC-controlled regular-season football games to approved TV news affiliates for the 2021 season. Upon the conclusion of each game, highlights will be available to download and use in televised news programming at no cost. Outlets may access the highlights, along with any weekly head coach press conferences, through the ACC Media Portal. This portal replaces the ACC Video Clip Service (AVCS). The use of game highlights provided through the ACC Media Portal are subject to the restrictions outlined in the ACC News Access Guidelines. Interested affiliates should email licensing@xosdigital.com to register for the ACC Media Portal and for additional information. Approved affiliates will receive a confirmation email along with credentials to access the portal.

COLLEGEPRESSBOX.COM

Collegepressbox.com is the official media website for Division I football. Access and download weekly game notes, quotes, statistics, media guides, headshots, logos and more for each conference and its member schools. Register for access at collegepressbox.com/register.

GAME #8 MATCHUP: VIRGINIA TECH

SERIES HISTORY

- Syracuse and Virginia Tech will meet for the 19th time.
- The Orange own a 10-8 advantage in the series.
- Saturday's game marks the first meeting between the two schools since 2016. The Orange and Hokies met every year from 1992-2003 when both were members of The BIG EAST Conference.
- Syracuse has won three of the last four meetings, including a triple-overtime victory in 2002.

LAST TIME VS. VIRGINIA TECH

- Virginia Tech was ranked No. 17 in the nation when it visited the Carrier Dome in 2016.
- 'Cuse QB Eric Dungey completed 28-of-53 passes for 311 yards and his 1-yard touchdown run in the fourth quarter gave the Orange the lead for good in a 31-17 victory.
- Syracuse's defense held the Hokie offensive unit, that came into the game averaging 39.4 points per game, to a season-low 17 points.
- Dungey also led the Orange's ground attack, rushing for 106 yards on 24 carries.
- Daivon Ellison and Zaire Franklin both recorded double-digit tackles. Ellison led the way with 11, while Franklin was right behind with 10, including one sack.

SYRACUSE-VIRGINIA TECH

CONNECTIONS

- Three Syracuse players hail from Virginia: DB **Ja'Had Carter** (Richmond), WR **Umari Hatcher** (Woodbridge) and LB **Anwar Sparrow** (Virginia Beach).
- Virginia Tech doesn't have any players from New York.
- Syracuse freshman OL **Josh Ilaoa** played high school ball with Virginia Tech freshman LB C.J. McCray at Mallard Creek in Charlotte, N.C.
- Syracuse WR **Umari Hatcher** and Virginia Tech DL Josh Fuga were teammates at Freedom High School in Woodbridge, Va.
- Orange sophomore LB **Mikel Jones** and Hokies' freshman William Jones played together at the IMG Academy (Florida).
- 'Cuse freshman RB **Sean Tucker** and Virginia Tech P Peter Moore were teammates at Calvert Hall (Maryland).
- Orange redshirt freshman OL Anthony Red attended St. Thomas More (Connecticut) with Virginia Tech's DL Wilfried Pene.
- Syracuse defensive line coach **Vinson Reynolds** worked with Virginia Tech offensive coordinator and quarterbacks coach Brad Cornelsen at Oklahoma State in 2008. Reynolds was the Cowboys' graduate assistant, while Cornelsen served as a quality control coach.
- Syracuse cornerbacks coach **Chip West** and Hokies' co-defensive line coach J.C. Price both coached at James Madison from 2004-06.

SERIES CAPSULE

Series Record: Syracuse leads, 10-8
at Syracuse: Syracuse leads, 8-2
at Virginia Tech: Virginia Tech leads, 6-2
Last Syracuse Win: 2016 (31-17)
Last Virginia Tech Win: 2003 (51-7)
Largest SU Margin of Victory: 35 (35-0, 1988)
Largest VT Margin of Victory: 62 (62-0, 1999)

SERIES HIGHS

Rushing: SU, Floyd Little 20-155 (1964)
 VT, Dwayne Thomas 30-163 (1993)
Passing: SU, Troy Nunes 26-40-403 (2002)
 VT, Bryan Randall 23-35-504 (2002)
Receiving: SU, David Tyree 9-229 (2002)
 VT, Ernest Wilford 8-279 (2002)

LAST 10 MEETINGS

Year	Result	Score	Location
1995	L	7-31	A
1996	W	52-21	H
1997	L	3-31	A
1998	W	28-26	H
1999	L	0-62	A
2000	L	14-22	H
2001	W	22-14	A
2002	W(3OT)	50-42	H
2003	L	7-51	A
2016	W	31-17	H

TALE OF THE TAPE

Syracuse	Virginia Tech	
29.0 (62)	Scoring Offense	21.7 (111)
23.0 (54)	Scoring Defense.....	20.2 (36)
231.7 (13)	Rushing Offense	129.8 (93)
114.1 (28)	Rushing Defense	155.7 (80)
172.3 (112)	Passing Offense	180.7 (106)
194.7 (26)	Passing Defense.....	197.5 (27)
404.0 (64)	Total Offense.....	310.5 (120)
308.9 (20)	Total Defense.....	353.2 (50)
.808 (87)	Red Zone Offense737 (113)
150 (36)	First Downs	113 (110)
3.57 (7)	Sacks/Game.....	2.67 (35)
31:05 (39)	Time of Possession	29:13 (77)

VIRGINIA TECH AT A GLANCE

2021 SCHEDULE

Sept. 3	North Carolina	W, 17-10
Sept. 11	Middle Tennessee State	W, 35-14
Sept. 18	at West Virginia	L, 21-27
Sept. 25	Richmond	W, 21-10
Oct. 9	Notre Dame	L, 29-32
Oct. 15	Pittsburgh	L, 7-28
Oct. 23	Syracuse	12:30 p.m.
Oct. 30	at Georgia Tech	TBA
Nov. 5	at Boston College	7:30 p.m.
Nov. 13	Duke	TBA
Nov. 20	at Miami(FL)	TBA
Nov. 27	at Virginia	TBA

2021 STATISTICAL LEADERS

Rushing	No.	Yds	Avg.	Lg	TD
B. Burmeister	63	212	3.4	25	2
R. Blackshear	53	197	3.7	20	4

Passing	C-A-I	Pct.	Yds	TD
B. Burmeister	88-163-3	.540	1064	6
K. Knox	3-5-1	.600	17	0

Receiving	No.	Yds	Avg.	Lg	TD
T. Turner	25	403	16.12	47	1
T. Robinson	24	239	9.96	26	3

Defense	U-A	Total	Sacks	TFL
N. Peoples	28-22	50	0-0	0.0-0
A. Tisdale	22-24	46	1.0-1	2.0-2



RECORD: 3-3

Home: 3-2; Away: 0-1; Neutral: 0-0

- Virginia Tech is 3-3 overall and 1-1 in ACC play after Saturday's 28-7 setback against Pittsburgh. It was the Hokies' second-straight loss.
- All three of Virginia Tech's victories have come at Lane Stadium.
- Head coach Justin Fuente is in his sixth season at the helm of the Virginia Tech program after serving as head coach at Memphis for three seasons.
- QB Braxton Burmeister leads the Virginia Tech offense. He has completed 88 of his 163 attempts for 1,064 yards and six touchdowns. Burmeister is also the Hokies' leading rusher with 212 yards on 63 attempts.
- WR Tré Turner has a team-best 25 receptions this season. He ranks 16th in the ACC in receiving yards per game (67.17).
- DB Nasir Peoples is Virginia Tech's leading tackler with 50 stops. He has recorded 10 or more tackles in each of the last two games and three times this season.
- DB Jermaine Walker leads the nation in total interceptions with four.
- Virginia Tech has played in the ACC Championship game six times since it was instituted in 2005, winning three of those contests.

AGAINST THE ACC

	Gms	W	L	T
Boston College ¹	54	32	22	0
Clemson	10	2	8	0
Duke	5	1	4	0
Florida State	14	2	12	0
Georgia Tech	4	1	3	0
Louisville	19	7	12	0
Miami	23	7	16	0
North Carolina	6	3	3	0
NC State	14	2	12	0
Notre Dame *	1	0	1	0
Pittsburgh ¹	76	32	41	3
Virginia	5	2	3	0
Virginia Tech	18	10	8	0
Wake Forest	11	6	5	0
Totals	260	107	150	3

¹ - Record includes 2004 win vacated by NCAA

* - Notre Dame played as a member of the ACC in 2020

SYRACUSE STATISTICAL RANKINGS

2021 TEAM

Category (Value)	NCAA	ACC
3rd-Down Pct. (.348)	100	13
Opp. 3rd-Down Pct. (.351)	39	6
4th-Down Pct. (.571)	54	5
Opp. 4th-Down Pct. (.636)	92	9
Blocked Kicks (0)	0	0
Blocked Kicks Allowed (1)	62	9
Blocked Punts (0)	0	0
Blocked Punts Allowed (1)	92	10
Completion Pct. (.562)	102	12
Defensive TDs (0)	0	0
Fewest Penalties (47)	95	11
Fewest Penalties Per Game (6.71)	83	8
Fewest Penalty Yards (430)	100	12
Fewest Penalty Yards/Game (61.43)	86	8
1st Downs Defense (129)	61	8
1st Downs Offense (150)	36	6
Fumbles Lost (3)	40	4
Fumbles Recovered (2)	90	8
Kickoff Return Defense (16.10)	13	3
Kickoff Returns (20.0)	72	7
Net Punting (33.51)	126	14
Passes Had Intercepted (5)	57	7
Interceptions (3)	102	13
Passing Offense (172.3)	112	14
Passing Defense (194.7)	26	1
Yards Per Completion (12.18)	68	8
Punt Return Defense (3.71)	27	2
Punt Returns (8.29)	59	7
Red Zone Defense (.840)	75	10
Red Zone Offense (.808)	87	9
Rushing Defense (114.1)	28	4
Rushing Offense (231.7)	13	1
Sacks Allowed Per Game (2.14)	67	8
Scoring Defense (23.0)	54	7
Scoring Offense (29.0)	62	9
TFLs Allowed Per Game (4.57)	39	4
Passing Efficiency (119.38)	103	12
Passing Efficiency Defense (140.0)	89	11
Sacks Per Game (3.57)	7	1
TFLs Per Game (7.1)	17	4
Time of Possession (31:05)	39	5
Total Defense (308.9)	20	2
Total Offense (404.0)	64	9
Turnover Margin (-.43)	103	11
Turnovers Gained (5)	119	13
Turnovers Lost (8)	57	8
Winning Percentage (.429)	83	11

2021 INDIVIDUAL (Top 15)

Category (Value)	NCAA	ACC
Sean Tucker, RB		
All-Purpose Yards (167.43)	2	1
Rushing TDs (9)	9	2
Rushing Yards (948)	2	1
Rushing Yards per game (135.4)	2	1
Total Touchdowns (11)	4	1
Scoring (11.0)	5	1
Garrett Shrader, QB		
Rushing TDs (9)	9	2
Cody Roscoe, DL		
Sacks(1.07)	6	2
Tackles For Loss (1.5)	8	1
Mikel Jones, LB		
Solo Tackles per game(5.9)	9	1
Trebora Pena, WR		
Combined Kick Returns (425)	4	1

GAME NOTES: TEAM

A WIN WOULD ...

- Improve **Dino Babers'** record to 28-40 as head coach of the Orange.
- Improve Syracuse's record on the road to 2-1 this season.
- Give Syracuse its 740th all-time victory (includes 11 wins from 2004-06 that were vacated by the NCAA). The Orange currently rank 22nd on the FBS ledger of winningest programs. Syracuse is one of 31 FBS schools to have accumulated 700+ wins.

ORANGE NAME TEAM CAPTAINS

- Senior **Chris Elmore** (offense), sophomore **Mikel Jones** (defense) and redshirt sophomore **Cooper Lutz** (special teams) will serve as team captain for the remainder of the season.
- The Orange had named individual game captains for the first six contests of the year.

BABERS RISING IN THE RANKS

- Saturday's game will be head coach **Dino Babers'** 68th at Syracuse, which ranks as the sixth-most games coached at SU (behind Ben Schwartzwalder - 247, Paul Pasqualoni - 167, Dick MacPherson - 116, Frank Maloney - 78, Frank O'Neill - 77).
- Babers coached the 120th game of his career against Clemson. In his eight-plus seasons as a sideline leader at Eastern Illinois, Bowling Green and Syracuse, Babers holds an overall record of 64-56 (.533).

HOME SWEET HOME

- Under **Dino Babers**, Syracuse is 18-17 at home. Home field success has been a staple at all three of his coaching stops, with Babers' teams combining to go 36-22 when defending their home field.
- The Orange were undefeated in the Loud House in 2018, going 6-0 in the building. The 2018 campaign was SU's fourth perfect home season since 1980; the three previous unbeaten campaigns (all 6-0) were in 1987, 1988 and 2001.

STRONG THROUGH SEPTEMBER

- Syracuse's win against Liberty gave the Orange a 3-1 record in September.
- That mark equals 'Cuse's best record during the month since head coach **Dino Babers** took over the program in 2016.
- The 2018 squad also went 3-1 in September. That year the Orange started the season in August, posting a win at Western Michigan, and entered the month of October with a 4-1 record.
- Syracuse finished the 2018 campaign with a 10-3 record, which included a 34-18 victory against West Virginia in the Camping World Bowl.

HONORING FLOYD

- Syracuse honored the life and legacy of Floyd Little during a halftime ceremony at the Clemson game.
- Syracuse is wearing a special patch this season honoring Little.
- The NFL and College Football Hall of Fame inductee passed away on Jan. 1, 2021.
- A three-time All-American for the Orange from 1964-66, Little rushed for 2,704 yards and scored 46 touchdowns. He was also a standout return man who led the nation in all-purpose yards (1,990) and punt return average (23.5) as a junior in 1965.
- In nine seasons (1967-75) with the Denver Broncos, he amassed more than 12,000 all-purpose yards and was a five-time Pro Bowl pick.

NON-CONFERENCE SUCCESS

- Syracuse played its final non-conference game on the 2021 schedule against Liberty. The Orange posted a record of 3-1 in its non-conference schedule.
- The 3-1 mark against non-league opponents during the regular season equals the best mark under head coach **Dino Babers**. The Orange also posted 3-1 non-conference records in 2018 and 2019.
- Last season, Syracuse played just one non-league game due to the Covid-19 pandemic.
- 'Cuse is 9-4 in its 13 home non-league games under Babers.
- Under Babers, Syracuse has outscored its non-conference opponents in the Loud House, 507-270.

INTERNATIONAL FLAVOUR

- The Orange roster features seven players born outside the United States, including four from Canada.
- Syracuse ranks third for the most foreign-born players on their FBS roster. UConn leads the way with 11.

Syracuse Foreign-Born Players

Name, Pos.	Country
Damien Alford, WR	Canada
Matthew Bergeron, OL	Canada
Geoff Cantin-Arku, LB	Canada
Adrian Cole, DB	Puerto Rico
Kingsley Jonathan, DL	Nigeria
Maximilian Mang, TE	Germany
Mark Petry, OL	Germany

GAME CAPTAINS

Opponent	Offense	Defense	Special Teams
Ohio	Sharod Johnson	Curtis Harper	Aaron Bolinsky
Rutgers	Taj Harris	Josh Black	AJ Calabro
Albany	Tommy Devito	Cody Roscoe	Andre Szymt
Liberty	Airon Servais	McKinley Williams	Eric Coley
Florida State	Dakota Davis	Mikel Jones	Cooper Lutz
Wake Forest	Matthew Bergeron	Kingsley Jonathan	Chris Elmore
Season	Chris Elmore	Mikel Jones	Cooper Lutz

GAME NOTES: OFFENSE

A STAR IS BORN

- Freshman RB **Sean Tucker** ranks as one of the top offensive players in the nation.
- Tucker ranks in the top 10 in six different categories in the latest NCAA FBS statistics.
- He is second in the country in rushing yards with 948, which is just 49 behind national leader Kenneth Walker III of Michigan State.
- Tucker also ranks second in the nation in all-purpose yards (167.43) and rushing yards per game (135.4).
- His 11 total touchdowns are good for fourth place, while his 66 total points rank eighth.
- Tucker is also tied for ninth in rushing touchdowns with nine.
- In addition, he is eighth in scoring (66).
- Tucker is on pace to set the program single-season rushing record of 1,372, which was set in 1979 by Joe Morris.

Tracking 'Cuse Single-Season Rushing Leaders

Rk.	Player	Through 7 Games	Total
1.	Sean Tucker (2021)	948	
2.	Joe Morris (1979)	908	1,372
3.	Walter Reyes (2003)	873	1,347
4.	Larry Csonka (1967)	812	1,127
5.	Jim Brown (156)	789	986

SERVAIS STANDS ALONE

- Redshirt-senior OL **Airon Servais** has started 55-straight games, which is the longest streak in the nation. His 55 starts are the most in program history.
- The previous record was held by Orange QB Donovan McNabb, who made 49 from 1995-98.
- Servais has started every game in which he has played, a streak that started in 2017.
- He has made starts at center, left tackle and right tackle during his career.

PROTECTING THE POCKET

- Syracuse has eight players on its roster that started a game at offensive line at the FBS level: **Airon Servais** (55), **Carlos Vettorello** (30), **Matthew Bergeron** (23), **Dakota Davis** (19), **Darius Tisdale** (13), **Chris Bleich** (14), **Kalan Ellis** (1) and FB **Chris Elmore** had started eight games at offensive guard last season.
- The Orange's 158 combined total offensive line starts ranks just outside the top-10 in total starts at the FBS level. Only 10 schools have 160+ starts returning on their roster.
- Syracuse's seven returners with at least one start at the FBS level on the offensive line ranks 15th nationally.
- The unit has been instrumental in 'Cuse's ground game, which ranks 13th in the nation, averaging 231.8 yards per game.

CONSECUTIVE GAMES PLAYED WITH A RECEPTION

Name	Streak	2021 Rec.	Career Rec.	Started
Damien Alford, WR	5	7	8	9/18/21
Courtney Jackson, WR	3	20	22	10/2/21
Anthony Queeley, WR	3	11	48	10/2/21
Sharod Johnson, WR	3	10	22	10/2/21
Devaughn Cooper	3	6	47^	10/2/21
Sean Tucker	2	14	22	10/9/21
Trebor Pena	2	2	3	10/9/21
Abdul Adams	1	3	26	10/15/21
Chris Elmore	1	1	3	10/15/21

^ Includes UTEP/Arizona State

TUCKER ACROSS THE CENTURY MARK

- RB **Sean Tucker** rushed for 157 yards against Clemson, giving him six 100+ rushing totals in seven games this season.
- It marked the ninth 100-yard rushing game in 16 career games for Tucker. He is ninth on Syracuse's leader list for career 100-yard rushing games.
- Tucker tied the school record with his fifth consecutive 100+ yard performance, equaling the mark set by Curtis Brinkley in 2008.

THE 100/100 CLUB

- RB **Sean Tucker** became the first Syracuse player to record 100+ yards rushing and receiving in the same game in the Orange's win against UAlbany.
- Tucker rushed for 132 yards on 13 carries and caught three passes for 121 yards. He averaged 10.2 yards per carry and 40.3 yards per catch.
- He recorded career highs in rushing TDs (4), receptions (3) and receiving yards (121). He also recorded a career-long rush (56) and reception (72).
- Tucker scored five touchdowns against UAlbany, which tie for second on Syracuse's single-game record list, behind Jim Brown.
- He was named to Pro Football Focus' team of the week at running back following his performance.

SHRADER JOINS ELITE COMPANY

- QB **Garrett Shrader** scored one rushing touchdown against Clemson. He now has nine rushing TDs this season, which ties him for ninth in the nation and ties for third among quarterbacks.
- Shrader rushed for a career-high 178 yards against Wake Forest. It marked his second-straight 100+ rushing performance.
- He is just the third Syracuse quarterback since 1979 to post back-to-back 100-yard rushing games. Bill Hurley was the first to accomplish the feat in 1979 (Northwestern, Washington State), while Eric Dungey matched Hurley's performance in 2017 (Miami, Florida State).
- Shrader's 178 yards rushing are the second-highest single-game total for a 'Cuse quarterback. Dungey rushed for 200 yards against Western Michigan in 2018. Shrader's total also ties for 17th on the ACC record list for rushing yards by a quarterback in a single game.

ALL-PURPOSE TUCKER

- Freshman RB **Sean Tucker** ranks second in the nation in all-purpose yards (167.43).
- His 253 all-purpose yards against UAlbany are the 14th-highest single-game total in the FBS this season.
- Tucker has already recorded career highs in receptions (14) and receiving yards (224) through seven games.

QUICK FACTS

GENERAL INFORMATION

Location	Syracuse, N.Y.
Founded	1870
Enrollment	14,479 (undergrad), 21,322 (total)
Color	Orange
Chancellor & President	Kent Syverud
Director of Athletics	John Wildhack

COACHING STAFF

Head Coach	Dino Babers
Alma Mater	Hawaii '84
Career Record	64-56 (10th year)
Record at Syracuse	27-40 (6th year)

Sterlin Gilbert	Off. Coord./Quarterbacks
Tony White	Defensive Coordinator
Chris Achuff	Linebackers
Reno Ferri	Tight Ends
Mike Lynch	Running Backs
Nick Monroe	Safeties/Nickelbacks
Vinson Reynolds	Defensive Line
Terrence Samuel	Wide Receivers
Mike Schmidt	Offensive Line
Chip West	Cornerbacks

PLAYER INFORMATION

Lettermen Returning/Lost	44/13
Offense	22/5
Defense	21/7
Specialists	1/1

RETURNING STARTERS

Offense (8): OL Matthew Bergeron (So.), OL Dakota Davis (R-Jr.), FB/TE Chris Elmore (Sr.), WR Anthony Queeley (R-So.), RB Sean Tucker (Fr.), OL Airon Servais (R-Sr.), OL Darius Tisdale (R-Jr.), OL Carlos Vetorello (R-So.)

Defense (10): NT Josh Black (R-Sr.), LB Geoff Cantin-Arku (So.), DB Ja'Had Carter (Fr.), DB Aman Greenwood (Fr.), DB Rob Hanna (Fr.), DE Kingsley Jonathan (R-Sr.), LB Mikel Jones (So.), LB Stefon Thompson (Fr.), DB Garrett Williams (R-Fr.), DT McKinley Williams (R-Sr.)

Specialists (2): LS Aaron Bolinsky (Jr.), PK Andre Szmyt (R-Jr.)

TEAM HISTORY

First Year of Football	1889
All-Time Record *	739-562-49
ACC Record	19-50
Bowl Appearances	26
Bowl Record	16-9-1

* - Includes 11 wins from 2004-06 vacated by NCAA

CHARTING THE OFFENSE

100-YARD RUSHING GAMES

Name	2021	Career
Sean Tucker	6	9
Garrett Shrader	2	3*
Cooper Lutz	0	1
Jarveon Howard	0	1

300-YARD PASSING GAMES

Name	2021	Career
------	------	--------

100-YARD RECEIVING GAMES

Name	2021	Career
Sean Tucker	1	1

* Includes Mississippi State

SYRACUSE'S RECORD

September.....	3-1.....	.750
October.....	0-3.....	.000
November.....	0-0.....	.000
Thursday games.....	0-0.....	.000
Friday games.....	1-1.....	.500
Saturday games.....	2-3.....	.400
ACC home games.....	0-2.....	.000
ACC road games.....	0-1.....	.000
Non-conference home games.....	2-1.....	.667
Non-conference road games.....	1-0.....	1.000
Ranked home games.....	0-1.....	.000
Ranked road games.....	0-0.....	.000
Games decided 1-8 points.....	1-3.....	.250
Games decided 9-20 points.....	1-1.....	.500
Games decided by 21+ points.....	1-0.....	1.000
When scoring 0-10 points.....	0-1.....	.000
When scoring 11-19 points.....	0-1.....	.000
When scoring 20-29 points.....	2-0.....	1.000
When scoring 30-39 points.....	0-2.....	.000
When scoring 40+ points.....	1-0.....	1.000
When allowing 0-10 points.....	1-0.....	1.000
When allowing 11-19 points.....	0-2.....	.000
When allowing 20-29 points.....	2-0.....	1.000
When allowing 30-39 points.....	0-1.....	.000
When allowing 40+ points.....	0-1.....	.000
Day games (before 6 p.m.).....	1-3.....	.250
Night games (6 p.m. or later).....	2-1.....	.667
Scoring first.....	3-0.....	1.000
Opponent scores first.....	0-4.....	.000
Leading after 1st quarter.....	3-1.....	.750
Tied after 1st quarter.....	0-2.....	.000
Trailing after 1st quarter.....	0-1.....	.000
Leading at halftime.....	3-1.....	.750
Tied at halftime.....	0-1.....	.000
Trailing at halftime.....	0-2.....	.000
Leading after 3rd quarter.....	3-1.....	.750
Tied after 3rd quarter.....	0-0.....	.000
Trailing after 3rd quarter.....	0-3.....	.000
No turnovers.....	2-0.....	1.000
One turnover.....	0-3.....	.000
More than one turnover.....	1-1.....	.500
No takeaways.....	0-2.....	.000
One takeaway.....	3-1.....	.750
More than one takeaway.....	0-1.....	.000
Time of possession > 30:00.....	2-2.....	.500
Time of possession < 30:00.....	1-2.....	.333
With 100-yard rusher.....	3-3.....	.500
With 100-yard receiver.....	0-1.....	.000
With 300-yard passer.....	0-0.....	.000

OFFENSIVE OUTBURST

- Syracuse produced 514 yards of total offense against Wake Forest. That total is the most against an ACC opponent since posting 559 at Boston College in 2018.
- The Orange's 354 yards on the ground were the most during head coach Dino Babers' tenure and the most for 'Cuse since 2014.
- Syracuse is averaging 231.7 rushing yards per game, which ranks 13th in the nation.

TUCKER IN RARE COMPANY

- RB **Sean Tucker** has 1,172 scrimmage yards and 11 TDs through seven games. Other Power 5 players to do that in the playoff era are Oklahoma State's Chuba Hubbard (2019), Penn State's Saquon Barkley (2017), Stanford's Bryce Love (2017), Florida State's Dalvin Cook (2015), LSU's Leonard Fournette (2015), Oregon's Royce Freeman (2015), Wisconsin's Melvin Gordon (2014) and Indiana's Tevin Coleman (2014), according to ESPN's David Hale and ESPN Stats.
- Tucker entered the Clemson game with 791 rushing yards, 204 receiving yards and 11 TDs. The last Power 5 back with 750-200-10 line through six games was Reggie Bush during his Heisman season in 2005.

PLEASED WITH HIS PERFORMANCE

- RB **Sean Tucker** only played in nine of the Orange's 11 games last season, but he posted one of the top freshman campaigns for a running back in program history.
- He had 626 yards on the ground, third-most by a Syracuse freshman.
- All-time leading rusher and Syracuse great Joe Morris leads the category with the only 1,000-yard season by an SU freshman, and averaged 91 yards per game, but Tucker (69.6) has the next-highest yards per game average among the group.

Syracuse Freshman Rushing Leaders

Rk.	Player (Games)	Year	Yards
1.	Joe Morris (11)	1978	1,001
2.	Delone Carter (12)	2006	713
3.	Sean Tucker (9)	2020	626
4.	Jordan Fredricks (12)	2015	607
5.	Damien Rhodes (12)	2002	568

ORANGE DIG THE LONG BALL

- A good portion of Syracuse's scoring since the start of 2019 has come by virtue of big plays in the passing game.
- In all, 37.2 percent (16-of-43) of Syracuse's passing touchdowns in the span were from 40+ yards out and 13 covered more than 50 yards.
- The average length of the Orange's receiving touchdowns since the start of 2019 is 33.4 yards.
- WR Taj Harris (94, 79, 69, 47, 46), TE **Luke Benson** (70, 53), RB **Sean Tucker** (72), WR **Damien Alford** (73), WR **Trebor Pena** (62), WR Trishton Jackson (85, 59, 52, 46), and WR Nykeim Johnson (83, 60, 43) were the recipients of Syracuse's long-distance passing scores in the last-three seasons.
- Including rushing touchdowns, 39 of Syracuse's 85 (45.9 pct.) total offensive TDs since 2019 have been scored from outside the red zone.

ACC LEADERS

- Syracuse's rushing game leads the ACC, averaging 231.7 yards per game.
- RB **Sean Tucker** leads the league in yards per game (135.4), scoring (9.4), scoring touchdowns (11) and all-purpose yards (167.43).
- QB **Garrett Shrader** is tied for seventh in scoring (7.7), and is tied for third in touchdowns (9).

STANDING TALL

- Syracuse has allowed a total of two sacks in its three victories this season.
- Overall, the Orange have allowed 15 sacks, six of which came in their loss to Rutgers.
- It's a trend that started last season when Syracuse allowed an average of 2.7 sacks over the final nine games of the season.
- The Orange rank eighth in the ACC in sacks allowed (2.14) after finishing last in the league a year ago in that category.
- In 2020, Syracuse finished 118th nationally with 3.45 sacks per game and allowed seven-or-more in three contests.

ELMORE DOES IT ALL

- TE/FB/OL **Chris Elmore**, who has played in 51 games the past four-plus seasons on offense and started on the offensive line in eight games last season and played on defense in 2019, returns to fullback for 2021.
- He made his season debut at Florida State.
- Elmore also saw field time as a reserve nose tackle in seven games in 2019. It wasn't a new position for Elmore, who set the Illinois state record with 44 career sacks as a standout defensive lineman at Chicago's Phillips Academy.
- In his Syracuse career, he's started at offensive line, played 76 defensive snaps and scored three rushing touchdowns as a fullback.

SPREADING THE WEALTH

- Syracuse had nine receivers catch a pass against Clemson. **Courtney Jackson** led the way with four.
- It marked the second time the Orange have had nine different players record a reception in a game this season.
- The nine receivers to catch a pass against UAlbany marked the highest number of players to catch a pass for the Orange since the Wake Forest game in 2020 (9). It was also the seventh time in the Dino Babers era that nine or more players have caught a pass in a game.
- Freshmen TE **Maximilian Mang** and WR **Oronde Gadsden II** made their first career catches against the Great Danes, while redshirt senior WR **Devaughn Cooper** recorded his first two catches as a member of the Orange.

GAME NOTES: DEFENSE

STINGY ON DEFENSE

- Syracuse is ranked 20th in the nation and second in the ACC in total defense. The Orange are giving up 308.9 yards per game.
- Syracuse limited Rutgers to just 195 yards of total offense before holding UAlbany to 135 yards. The Great Danes finished with just seven rushing yards on 32 attempts.
- The Orange hadn't held an FBS opponent to less than 200 yards of total offense since 2014 in a win against Wake Forest (170 yards).
- The Rutgers game was the first time since 2009 that 'Cuse has allowed less than 200 yards of total offense in a loss. That season, the Orange gave up 151 yards to Louisville in a 10-9 setback.

BEHIND THE LINE

- Senior DL **Cody Roscoe** has had two or more TFLs in three of the last six games. He ranks eighth in the nation in TFLs (1.5).
- Roscoe and the Orange are 17th in the nation in tackles for loss, averaging 7.1 per game.
- Syracuse recorded 14.0 tackles for loss in its victory against UAlbany. That total is tied for the third-highest in FBS football this season and matched the most for the team in the **Dino Babers'** era.
- Ten different players recorded a TFL against the Great Danes.
- The Orange are one of only two schools with 13 or more TFLs in multiple games this season.
- Syracuse recorded 13 TFLs against Rutgers, which is now tied for eighth-most in a FBS game in 2021.
- Dating back to last season, 'Cuse has recorded 10 or more TFLs in four of their its 10 games.

JONATHAN NAMED CAMPBELL TROPHY SEMIFINALIST

- DL **Kingsley Jonathan** is a Campbell Trophy semifinalist for the second-straight season.
- The Campbell Trophy recognizes an individual as the absolute best football scholar-athlete in the nation for his combined academic success, football performance and exemplary leadership.
- Jonathan was a CoSIDA Academic All-American last season and was the recipient of the ACC's Jim Tatum Award, presented to the top senior football student-athlete in the league.

JONES ON THE TACKLE

- Sophomore LB **Mikel Jones** leads the ACC and ranks ninth in the nation in solo tackles (5.9).
- He also ranks second in the conference and 17th nationally in total tackles (9.4).
- Jones tied his season-high with 11 tackles, including 10 solo stops, against Clemson. It was the fourth time in 2021 and sixth in his career that he posted double-digit tackles in a game.

TAKETH AWAY

- Syracuse had the third-most takeaways in the FBS last season, with 24, finishing in the top-12 nationally in the statistic for the third-straight season after ending up third in 2018 (31), 12th in 2019 (25) and third in 2020 (24).
- Since the 2017 season finale against Boston College, the Orange have registered at least one takeaway in 39 out of 44 games.
- In all, Syracuse has gained 86 turnovers (39 fumble recoveries, 47 INTs) during that time, an average of 2.0 per contest.

TURNOVER TALE

- 'Cuse has won the takeaway battle in 26 of its last 44 games (seven of the remaining 17 were even).
- Syracuse has ranked in the top-15 in turnover margin to conclude each of the last-three seasons, the only FBS program to do so.
- Since the start of the 2018 season, Iowa and Clemson are the only schools to have more takeaways than Syracuse's 85.

Turnovers Gained (Since start of 2018)

Rk.	Team	Takeaways
1.	Iowa	86
	Clemson	86
3.	Syracuse	85
4.	Alabama	83
5.	Cincinnati	82

ROSCOE ON SACK ATTACK

- Senior DL **Cody Roscoe** has recorded a sack in five of seven games this season and his 1.07 sacks per game rank sixth in the nation.
- He recorded a career-high 3.0 sacks in Syracuse's win against UAlbany.
- It marked the first time a member of the Orange has had three sacks in a game since Kendall Coleman against West Virginia in the 2018 Camping World Bowl.
- Roscoe's three sacks tie for eighth-most sacks in a FBS game this season.

CHESTNUT GETS THE CALL

- Freshman DB **Duce Chestnut** joined rare company in his collegiate debut at Ohio.
- Chestnut became the first true freshman defensive back to start a season opener since Andre Cisco in 2018. Prior to Cisco, the last defensive back to start the season opener as a true freshman was Markus Paul in 1985.
- Chestnut finished the day with eight tackles, including five solo, 0.5 tackle for loss and one interception, which he returned for 23 yards. He was honored as the ACC co-Rookie of the Week for his performance.
- His two interceptions rank third in the ACC and 28th in the nation.
- Syracuse has started a true freshman in four of head coach Dino Babers' six seasons on defense in the season opener (Kendall Coleman, 2016, Andre Cisco 2018, Stefon Thompson 2020, Chestnut, 2021).

TOUGH ON THIRD DOWN

- Syracuse's opponents are 34-for-97 on third down for a 35.1 percent conversion rate this season, which ranks sixth in the ACC and 39th in the nation.
- The Orange held Rutgers to three third down conversions on 15 attempts. The Scarlet Knights' 20 percent success rate on third down is lowest for a 'Cuse opponent since Liberty converted 18.8 percent of its third downs (3-of-16) in 2019.
- Since the beginning of the 2016 season, Syracuse has held its opponent to less than 30 percent success rate on third down 21 times, including twice this season.

FUTURE SCHEDULES

2022

Sept. 10 at UConn
Sept. 17 vs. Purdue
Sept. 24 vs. Wagner
TBD vs. Notre Dame

ACC Home Games: Florida State, Louisville, NC State, Virginia. **ACC Away Games:** Boston College, Clemson, Pittsburgh, Wake Forest.

2023

Sept. 2 vs. Colgate
Sept. 9 vs. Western Michigan
Sept. 16 at Purdue
Sept. 23 vs. Army West Point

ACC Home Games: Boston College, Clemson, Pittsburgh, Wake Forest. **ACC Away Games:** Florida State, Louisville, North Carolina, NC State.

2024

Aug. 31 vs. Ohio
Sept. 21 at Army West Point

ACC Home Games: Florida State, Louisville, Miami, NC State. **ACC Away Games:** Boston College, Clemson, Pittsburgh, Wake Forest.

2025

Aug. 30 vs. Tennessee (in Atlanta, GA)
Sept. 6 vs. UConn
Sept. 27 vs. Army West Point
TBD at Notre Dame

2026

Sept. 5 vs. New Hampshire
Sept. 26 at Army West Point
Oct. 3 vs. UConn
TBD at Notre Dame

2027

Nov. 6 at UConn

2029

vs. Morgan State

CHARTING THE DEFENSE

10+ TACKLES GAMES

Name	2021	Career
Mikel Jones.....	4.....	6
Marlowe Wax	1.....	1
Ja'Had Carter	0.....	1
Rob Hanna	0.....	1
Geoff Cantin-Arku.....	0.....	1

MULTIPLE SACK GAMES

Name	2021	Career
Cody Roscoe	2.....	2
Marlowe Wax	1.....	2
Stefon Thompson	1.....	1
Josh Black	0.....	2
Geoff Cantin-Arku.....	0.....	1
Kingsley Jonathan.....	0.....	1

HONOR ROLL

Darian Chestnut	ACC co-Rookie of the Week (9/7) 247Sports True Freshman of the Week (9/7) Pro Football Focus True Freshman of the Week (9/7)
Taj Harris	Biletnikoff Award Watch List
Kingsley Jonathan	Wuerffel Trophy Watch List Campbell Trophy Semifinalist
Mikel Jones	Butkus Award Watch List ACC Linebacker of the Week (9/13)
Cody Roscoe	ACC Defensive Lineman of the Week (9/27)
Sean Tucker	Doak Walker Award Watch List Pro Football Focus Team of the Week (9/20) ACC Running Back of the Week (10/11)

ORANGE IN THE NFL

Name	Pos.	Team
Andre Cisco	S	Jacksonville Jaguars
Cody Conway (IR)	OL	Denver Broncos
Riley Dixon	P	New York Giants
Zaire Franklin	LB	Indianapolis Colts
Trishton Jackson (PS)	WR	Minnesota Vikings
Chandler Jones	OLB	Arizona Cardinals
Koda Martin (PS)	OL	Arizona Cardinals
Ifeatu Melifonwu	CB	Detroit Lions
Justin Pugh	OG	Arizona Cardinals
Alton Robinson	DE	Seattle Seahawks
Chris Slayton (PS)	DT	Atlanta Falcons
Trill Williams	DB	Miami Dolphins

GAME NOTES: SPECIAL TEAMS

SZMYT SETS SCHOOL RECORD

- PK **Andre Szmyt** is Syracuse's all-time leader in career field goals with 63.
- He recorded two field goals against UAlbany to increase his career total to 60, surpassing the previous record of 59 held by Cole Murphy (2014-17).
- Szmyt has at least one made field goal in 34 of his 43 career games and has booted multiple field goals on 24 occasions.
- Szmyt recorded his first game-winning field goal in the final minute against Liberty.

SZMYT SETS SCHOOL RECORD II

- With two points against Clemson, PK **Andre Szmyt** took over sole possession of first place on Syracuse's all-time record for kicking points with 336. He entered the game tied for the top spot with Nate Trout (1996-99).
- Szmyt also moved past Trout on the Orange's all-time scoring list. The pair are the only players in program history to record 300 or more points.
- Szmyt ranks ninth among active players in points per game (8.0).

NEXT IN LINE

- Freshman P **James Williams** made his debut in the season opener at Ohio. He has punted 29 times in six games, averaging 37.41 yards per punt. Nine of his punts, including four against Clemson, have pinned the opponent inside the 20 yard line.
- Syracuse's last three starting punters have all gone on to NFL careers, and Syracuse will be seeking to add to that list with who is tabbed to handle punting duties in 2021.
- Nolan Cooney** went on to sign a free agent deal with the New Orleans Saints this spring after his one season at the helm of the position.
- Sterling Hofrichter** was the third Syracuse punter drafted (selected by the Atlanta Falcons in 2020) and second in the last-six years after current Giants' punter **Riley Dixon** was selected by the Broncos in the seventh round in 2016.
- Syracuse and Texas A&M are the only two schools to have multiple punters selected in the NFL Draft in the last 15 years.
- Williams missed the Florida State game. Freshman **Ian Hawkins** made his collegiate debut in his place.

2021 SPECIAL TEAMS TACKLES

Name	Total	KO	Punt
Geoff Cantin-Arku	5	3	3
Cooper Lutz	4	3	1
Mikel Jones	3	1	2
Marlowe Wax	2	1	1
Abdul Adams	2	2	0
Stefon Thompson	2	2	0
Ben Labrosse	2	2	0
AJ Calabro	2	2	0
Ja'Had Carter	1	1	0
Justin Barron	1	1	0
Garrett Williams	1	0	1
Adrian Cole	1	1	0
Maximilian Mang	1	0	1
Aaron Bolinsky	1	0	1

SZMYT AMONG FG LEADERS

- Junior PK **Andre Szmyt** ranks fifth among active players and is second in the ACC in career field goals made with 63.
- Michigan State's Matt Coghlin leads all active players with 74 made field goals.

PENA ON THE RETURN

- Freshman WR **Trebor Pena** is handling both the kick and punt return duties this season.
- He ranks third in the nation in combined return yards with 486, doing so in just six games.
- He is averaging 7.2 yards per punt return, which is good for 32nd place on the NCAA FBS rankings.
- In addition, Pena ranks 30th in the nation in kickoff return yards (23.1 per return).

FINDING THE END ZONE

- Syracuse has 40 special teams touchdowns since 1992, including two in 2018.
- The most recent was WR **Trebor Pena's** 98-yard kickoff return TD against NC State on Nov. 28, 2020. It marked Syracuse's first kickoff return for a touchdown since 2011.

Special Teams TD Breakdown (Since 1992)

Punt Returns – 15
Blocked Punt Returns – 12
Kickoff Returns – 11
Blocked Field Goal Returns – 1
Fumbled Punt Returns – 1

GAME-BY-GAME NOTABLES

Opponent	Time	Length	Att.	Half	Final	Coin Toss	Kickoff/Receive	1st SU Poss.	1st Opp. Poss.	Helmet	Jersey	Pants
Ohio	7 p.m.	2:56	23,904	12-6	29-9	Won	Kickoff	TD	Missed FG	White	White	White
Rutgers	2 p.m.	3:26	31,941	0-0	7-17	Lost	Receive	Punt	Downs	Orange	Blue	Orange
UAlbany	12 p.m.	3:24	30,156	45-10	62-24	Won	Receive	TD	Punt	White	Orange	Orange
Liberty	8 p.m.	3:03	29,942	14-7	24-21	Won	Receive	Punt	Missed FG	Orange	Blue	Orange
Florida State	3:30 p.m.	3:31	56,609	13-16	30-33	Lost	Receive	Punt	Field Goal	Orange	White	Orange
Wake Forest	3:30 p.m.	3:52	38,554	21-17	37-40	Won	Kickoff	TD	Field Goal	White	Orange	White
Clemson	7 p.m.	3:41	36,670	7-14	14-17	Lost	Receive	Punt	Punt	Orange	Orange	Orange
Virginia Tech												
Boston College												
Louisville												
NC State												
Pittsburgh												

GAME NOTES: MISCELLANEOUS

EST. 1889

- The Syracuse program is one of the most storied in college football. The Orange are eighth among Division I teams, and No. 5 among FBS schools, in number of games played. Their 1,349 games played leads the ACC.
- The Orange's varsity football history dates back to Nov. 23, 1889 when Syracuse traveled to the University of Rochester for its inaugural contest.

Division I Most Games Played

Rk.	Team	Games
1.	Penn	1,408
2.	Rutgers	1,377
3.	Navy	1,366
4.	Lehigh	1,359
5.	Yale	1,356
6.	Michigan	1,356
7.	Nebraska	1,352
8.	Syracuse	1,349
9.	Penn State	1,347
10.	Harvard	1,337

LUSARDI IS ZUNIC AWARD RECIPIENT

- John Lusardi '92 is the 2021 recipient of the Zunic Award and was honored during the Rutgers game.
- Presented by the Syracuse Football Club, the Zunic Award was created in 2001 to honor Mike and Judy Zunic, who died tragically on July 18, 1989 when a United Airlines plane crashed in Sioux City, Iowa.
- Lusardi came to Syracuse as a walk-on and, after a strong freshman season, earned a scholarship and became a key player on the SU defense for the 1991 team that went to the Hall of Fame Bowl.
- Lusardi eventually went on to earn an NFL tryout with the New York Jets, before returning to his hometown of Springfield, N.J. to help his father run their family business – Liberty United Van Lines.
- In 1996, Lusardi had to overcome adversity when the company building and warehouse was destroyed in a fire. Lusardi wouldn't let the obstacles put him out of business or leave his employees without jobs, he and his family rebuilt the company and turned it into an industry leader.
- In 2004, he and his family were challenged again, when his wife, Annie, was diagnosed with late-stage ovarian cancer. After a four-year fight, Annie passed away. John continued to press forward and raised two children by himself.

OVERTIME HISTORY

Since the NCAA instituted overtime in 1996, Syracuse owns a 11-9 (.550) overall record in extra-session games.

Date	Opponent	W/L	Score
8/30/97	NC State	L	31-32
11/13/99	at Rutgers	L	21-24
10/7/00	Pittsburgh	W	24-17 (2OT)
9/28/02	at Auburn	L	34-37 (3OT)
11/9/02	Virginia Tech	W	50-42 (3OT)
9/6/03	at North Carolina	W	49-47 (3OT)
11/6/04	Pittsburgh *	W	38-31 (2OT)
9/9/06	Iowa	L	13-20 (2OT)
9/30/06	Wyoming *	W	40-34 (2OT)
9/5/09	Minnesota	L	20-23
9/1/11	Wake Forest	W	36-29
9/24/11	Toledo	W	33-30
10/1/11	Rutgers	L	16-19 (2OT)
8/29/14	Villanova	W	27-26 (2OT)
9/19/15	Central Michigan	W	30-27
10/17/15	at Virginia	L	38-44 (3OT)
10/6/18	at Pittsburgh	L	37-44
10/20/18	North Carolina	W	40-37 (2OT)
11/30/19	Wake Forest	W	39-30
10/9/21	Wake Forest	L	37-40

* - Win vacated by NCAA

OUR HOUSE- THE LOUD HOUSE



- Built between April 1979 and September 1980, the Dome was the fifth-largest stadium of its kind in the U.S. at the time and the first in the Northeast. The building covers 7.7 acres and has 527,320 square feet of floor space. It is 570 feet long and 497 feet wide, and the top of the Dome is 165 feet above the playing surface.
- In May 2018, the University Board of Trustees authorized a \$118 million investment for new stadium improvements. Renovations began in March of 2020 with the installation of a new fixed roof. Additional upgrades include a center-hung scoreboard, state-of-the-art sound and lighting systems, improved accessibility and added Wi-Fi capabilities. Air conditioning, new accessible restrooms and new concessions space are elements that were made for this fall.
- The new roof features over 3,000 tons of steel fixed to the structure and the center-hung scoreboard is the second-largest center-hung indoor system in the United States.

TOP 10 CROWDS (since 1980)

	Att.	Opponent	Year
1.	50,564	Miami (Ohio)	1980
2.	50,350	Navy	1980
3.	50,248	Clemson	2019
4.	50,243	Pittsburgh	1980
5.	50,037	Penn State	1981
6.	50,021	Penn State	1985
7.	50,0A11	Penn State	1987
8.	50,010	Penn State	1983
9.	49,892	Boston College	1987
10.	49,876	Penn State	1989

QUICK FACTS

First Game: Sept. 20, 1980
Result: Syracuse 36, Miami (Ohio) 24
Syracuse Record: 147-93-2 (.612) *
Field Name: Ernie Davis Legends Field
Surface: FieldTurf
Capacity: 49,057

* - Record includes eight wins from 2004-06 vacated by NCAA

ON THIS DATE - OCT. 23

Syracuse is 9-5 all-time on Oct. 23, including shutout wins in the first five contests on this date.

Year	Opponent	Result
1897	Union	W, 40-0
1909	Niagara	W, 39-0
1915	at Brown	W, 6-0
1920	at Dartmouth	W, 10-0
1926	at Penn State	W, 10-0
1937	at Maryland	L, 0-13
1948	at Northwestern	L, 0-48
1954	at Illinois	L, 6-34
1965	Holy Cross	W, 32-6
1971	Holy Cross	W, 63-21
1976	Temple	W, 24-16
1982	Pittsburgh	L, 0-14
1993	at Miami(FL)	L, 0-49
2010	at West Virginia	W, 19-14

1976

Syracuse beat Temple at Archibold Stadium behind a balanced offensive attack. The Owls opened the scoring in the first quarter, but the Orange took the lead on the ensuing drive with a 49-yard touchdown run by Bob Avery. Syracuse extended its lead on the next possession with a strike from quarterback Bill Hurley. The offense finished the game with 399 yards of total offense, and the defense held Temple to 96 rushing yards.

2010

The Orange outlasted West Virginia in a defensive showdown in Morgantown. Both teams were held below 300-total yards on offense and neither team scored in the second half. West Virginia had the ball in Syracuse territory down by five with 41 seconds left on the clock, but the Orange sacked Geno Smith to force a turnover on downs. The victory marked Syracuse's first win against West Virginia since 2001.

AROUND THE ACC/NATIONAL POLLS

2021 ACC STANDINGS

Atlantic Division	ACC Games					Overall						
	W-L	For	Opp	Hm	Rd	W-L	For	Opp	Hm	Rd	Nu	Streak
Wake Forest	4-0	149	102	2-0	2-0	6-0	232	128	4-0	2-0	0-0	Won 6
NC State	2-0	60	28	1-0	1-0	5-1	194	86	4-0	1-1	0-0	Won 4
Clemson	3-1	71	62	2-0	1-1	4-2	123	75	3-0	1-1	0-1	Won 2
Florida State	2-2	105	121	1-1	1-1	2-4	160	182	1-3	1-1	0-0	Won 2
Louisville	1-2	98	94	0-1	1-1	3-3	194	175	2-0	1-2	0-1	Lost 2
Boston College	0-2	20	52	0-1	0-1	4-2	181	117	2-1	2-1	0-0	Lost 2
Syracuse	0-3	81	90	0-2	0-1	3-4	203	161	2-3	1-1	0-0	Lost 3

Coastal Division	ACC Games					Overall						
	W-L	For	Opp	Hm	Rd	W-L	For	Opp	Hm	Rd	Nu	Streak
Pittsburgh	2-0	80	28	0-0	2-0	5-1	290	120	2-1	3-0	0-0	Won 3
Virginia	4-2	168	157	1-1	2-1	5-2	253	171	3-1	2-1	0-0	Won 3
North Carolina	3-2	199	185	3-1	0-2	4-3	258	202	4-1	0-2	0-0	Won 1
Georgia Tech	2-2	105	15	2-1	0-1	3-3	171	154	2-2	1-1	0-0	Won 1
Virginia Tech	1-1	24	38	1-1	0-0	3-3	130	121	3-2	0-1	0-0	Lost 2
Miami	0-2	70	75	0-1	0-1	2-4	194	180	2-1	0-1	0-1	Lost 2
Duke	0-3	34	117	0-1	0-2	3-4	189	221	3-1	0-3	0-0	Lost 3

WEEK 7 RESULTS

Clemson 17, Syracuse 14
 Pittsburgh 28, Virginia Tech 7
 North Carolina 45, Miami 42
 Virginia 48, Duke 0
 NC State 33, Boston College 7

WEEK 8 SCHEDULE

Saturday, Oct. 23
 UMass at Florida State 12 p.m.
 Wake Forest at Army 12 p.m.
Syracuse at Virginia Tech 12:30 p.m.
 Clemson at Pittsburgh 3:30 p.m.
 Boston College at Louisville 4 p.m.
 Georgia Tech at Virginia 7:30 p.m.
 NC State at Miami 7:30 p.m.

WEEK 8 SCHEDULE

Saturday, Oct. 30
Boston College at Syracuse TBD
 Virginia Tech at Georgia Tech TBD
 Virginia at BYU TBD
 Miami at Pitt TBA
 Louisville at NC State TBA
 Florida State at Clemson TBA
 Duke at Wake Forest TBA
 North Carolina at Notre Dame 7:30 p.m.

ASSOCIATED PRESS POLL

	Rec.	Pts.	Prev.
1. Georgia (63)	7-0	1575	1
2. Cincinnati	6-0	1483	3
3. Oklahoma	7-0	1434	4
4. Alabama	6-1	1393	5
5. Ohio State	5-1	1252	6
6. Michigan	6-0	1214	8
7. Penn State	5-1	1116	7
8. Oklahoma State	6-0	1082	12
9. Michigan State	7-0	1076	10
10. Oregon	5-1	1054	9
11. Iowa	6-1	1048	2
12. Ole Miss	5-1	879	13
13. Notre Dame	5-1	763	14
14. Coastal Carolina	6-0	736	15
15. Kentucky	6-1	723	11
16. Wake Forest	6-0	629	16
17. Texas A&M	5-2	536	21
18. NC State	5-1	485	22
19. Auburn	5-2	397	NR
20. Baylor	6-1	378	NR
21. SMU	6-0	358	23
22. San Diego State	6-0	284	24
23. Pittsburgh	5-1	177	NR
24. UTSA	7-0	104	NR
25. Purdue	4-2	68	NR

AMWAY COACHES POLL

	Rec.	Pts.	Prev.
1. Georgia (65)	7-0	1624	1
2. Oklahoma	7-0	1508	3
3. Cincinnati	6-0	1467	4
4. Alabama	6-1	1446	5
5. Ohio State	5-1	1305	6
6. Michigan	6-0	1299	7
7. Michigan State	7-0	1158	9
8. Penn State	5-1	1134	8
9. Oklahoma State	6-0	1093	12
10. Oregon	5-1	1048	10
11. Iowa	6-1	1031	2
12. Ole Miss	5-1	826	14
13. Notre Dame	5-1	816	13
14. Kentucky	6-1	763	11
15. Wake Forest	6-0	696	16
16. Coastal Carolina	6-0	675	15
17. Texas A&M	5-2	580	18
18. NC State	5-1	528	21
19. SMU	6-0	399	23
20. Baylor	6-1	369	NR
21. San Diego State	6-0	334	24
22. Auburn	5-2	315	NR
23. Pittsburgh	5-1	192	NR
24. Clemson	4-2	146	25
25. UTSA	7-0	96	NR

SYRACUSE WEEK-BY-WEEK RANKING

	AP	CP	CFP
Preseason	NR	NR	-
Sept. 6	NR	NR	-
Sept. 13	NR	NR	-
Sept. 20	NR	NR	-
Sept. 27	NR	NR	-
Oct. 4	NR	NR	-
Oct. 11	NR	NR	-
Oct. 18	NR	NR	-
Oct. 25			
Nov. 1			
Nov. 8			
Nov. 15			
Nov. 22			
Nov. 29			
Dec. 6			
Dec. 13			

Opponents Receiving Votes:

Clemson 64

DINO BABERS

Head Coach • Sixth Season • Career Record: 64-56 (.533)



- Named the 30th head coach in Syracuse football history on Dec. 5, 2016.
- Voted the AFCA Region 1 Coach of the Year, Associated Press co-ACC Coach of the Year and ECAC Coach of the Year after guiding the Orange to their first bowl berth since 2013, their first national ranking since 2001, and the seventh 10-win season in the history of the program in 2018.
- In 2016, commanded a Syracuse offense that set or tied 44 school records, including the team season records for most passing yards (3,855) and most completions (332).
- Has coached six All-Americans at Syracuse (PR Brisly Estime, WR Amba Etta-Tawo, WR Steve Ishmael, S Andre Cisco, PK Andre Szmyt, P Sterling Hofrichter) and 20 All-ACC players.
- Mentored 17 All-MAC performers at Bowling Green, including 2015 MAC Vern Smith Leadership Award winner and former Syracuse quality control assistant Matt Johnson.
- Coached Eastern Illinois quarterback Jimmy Garoppolo, who was named the 2013 Walter Payton Award winner as the nation's top FCS player. Garoppolo was the second-round pick of the New England Patriots in 2014 and signed one the richest contracts in NFL history with the San Francisco 49ers in 2018.
- Babers has coached or recruited more than 60 NFL players, including four All-Pros (Lance Briggs, Matt Slater, Josh Gordon, Az-Zahir Hakim) and three Pro Bowlers (Briggs, Slater, Gordon).

BABERS RECORD WHEN ...

	2021	Career		2021	Career
Scoring first.....	3-0	50-15	No turnovers.....	2-0	15-10
Opponent scores first.....	0-4	14-41	One turnover.....	0-3	20-15
Leading at half.....	3-1	57-8	More than one turnover.....	1-1	29-31
Tied at half.....	0-1	2-1	No takeaways.....	0-2	5-16
Trailing at half.....	0-2	5-47	One takeaway.....	3-1	18-15
Leading after three quarters.....	3-1	53-5	More than one takeaway.....	1-1	41-25
Tied after three quarters.....	0-0	4-2	Time of Possession > 30:00.....	2-1	30-11
Trailing after three quarters.....	0-3	7-49	Time of Possession < 30:00.....	1-3	34-45
In overtime.....	0-1	4-3	Tuesday.....	0-0	2-1
Less than 400 yds of total offense.....	2-3	8-35	Wednesday.....	0-0	3-1
400-499 yds of total offense.....	0-0	11-10	Thursday.....	0-0	2-1
500+ yds of total offense.....	1-1	45-11	Friday.....	1-1	8-8
Allowing < 400 yds of total offense.....	3-3	39-13	Saturday.....	2-3	49-45
Allowing 400-499 yds of total offense.....	0-1	12-16	August.....	0-0	4-1
Allowing 500+ yds of total offense.....	0-0	13-26	September.....	3-1	23-17
Rushing for less 100 yds.....	0-1	5-20	October.....	0-3	17-16
Rushing for 100-199 yds.....	0-1	31-29	November.....	0-0	16-19
Rushing for 200+ yds.....	3-2	28-11	December.....	0-0	4-3
Allowing less than 100 rushing yds.....	1-2	20-10	Home.....	2-3	36-22
Allowing 100-199 rushing yds.....	2-1	32-22	Away.....	1-1	25-29
Allowing 200+ rushing yds.....	0-1	12-28	Neutral.....	0-0	3-4
Passing for less than 300 yds.....	2-4	28-40	Day games.....	1-3	42-39
Passing for 300-399 yds.....	1-0	15-10	Night games (6 p.m. or later).....	2-1	22-16
Passing for 400+ yds.....	0-0	21-6	Televised games.....	3-2	51-54
Allowing less than 300 passing yds.....	3-3	46-41	ABC.....	0-0	0-4
Allowing 300-399 passing yds.....	0-1	13-14	ACC Network.....	2-2	5-9
Allowing 400+ passing yds.....	0-0	5-5	ACC Network Extra.....	0-0	4-2
Scoring less than 20 points.....	0-2	0-21	American Sports Network.....	0-0	0-1
Scoring 20-29 points.....	2-0	9-20	Big Ten Network.....	0-0	2-0
Scoring 30-39 points.....	0-2	18-11	CBS Sports Network.....	1-0	3-1
Scoring 40+ points.....	1-0	37-4	ESPN.....	0-1	5-7
Allowing less than 20 points.....	1-2	27-4	ESPN2.....	0-1	7-9
Allowing 20-29 points.....	2-0	25-8	ESPN3.....	0-0	13-5
Allowing 30-39 points.....	0-1	7-13	ESPNU.....	0-0	2-1
Allowing 40+ points.....	0-1	5-31	ESPNNews.....	0-0	1-0
			ESPN+.....	0-0	1-0
			FOX College Sports.....	0-0	2-0
			NBC.....	0-0	0-2
			Raycom.....	0-0	2-6
			RSN.....	0-0	4-5
			SEC Network.....	0-0	0-1

THE BABERS FILE

PERSONAL DATA

Experience: 38th season/6th at Syracuse
Hometown: San Diego, Calif.
Alma Mater: Hawaii '84
Family: wife, Susan; daughters, Breeahnah, Tasha, Jazzmin and Paris

PLAYING EXPERIENCE

College: Hawaii (1979-83)
Pro: BC Lions (CFL, 1984 free-agent signee)

COACHING LEDGER

Year	School	W-L-T	Pos.
1984	Hawaii	7-4	GA
1985	Arizona State	8-4	GA
1986	Arizona State	10-1-1	GA
1987	Eastern Illinois	5-6	RB
1988	UNLV	4-7	STC/RB
1989	UNLV	4-7	STC/RB
1990	Northern Arizona	5-6	STC/DB
1991	Purdue	4-7	WR
1992	Purdue	4-7	WR
1993	Purdue	1-10	WR
1994	San Diego State	4-7	WR
1995	Arizona	6-5	WR
1996	Arizona	5-6	WR
1997	Arizona	7-5	RB
1998	Arizona	12-1	OC/QB
1999	Arizona	6-6	OC/QB
2000	Arizona	5-6	OC/QB
2001	Texas A&M	8-4	OC/QB
2002	Texas A&M	6-6	OC/QB
2003	Pittsburgh	8-5	RB
2004	UCLA	6-6	WR
2005	UCLA	10-2	WR
2006	UCLA	7-6	RB
2007	UCLA	6-6	AHC/RB
2008	Baylor	4-8	WR
2009	Baylor	4-8	STC/WR
2010	Baylor	7-6	STC/WR
2011	Baylor	10-3	STC/WR

Totals 28 seasons
Assistant Coach 173-155-1 (.527)

Year	School	W-L-T	Pos.
2012	Eastern Illinois	7-5	HC
2013	Eastern Illinois	12-2	HC
2014	Bowling Green	8-6	HC
2015	Bowling Green	10-3	HC
2016	Syracuse	4-8	HC
2017	Syracuse	4-8	HC
2018	Syracuse	10-3	HC
2019	Syracuse	5-7	HC
2020	Syracuse	1-10	HC
2021	Syracuse	3-4	HC

Totals 10 seasons
Head Coach 64-56 (.533)

AWARDS & HONORS

Eastern Illinois

- 2012 AFCA Region 3 Coach of the Year
Ohio Valley Coach of the Year
- 2013 AFCA Region 3 Coach of the Year
Ohio Valley Coach of the Year

Syracuse

- 2017 Dodd Trophy Coach of the Week
(Oct. 13 vs. Clemson)
- 2018 AFCA Region 1 Coach of the Year
Co-ACC Coach of the Year (AP)
ECAC Coach of the Year

BABERS ERA SUPERLATIVES

Most Points in a Game

62 vs. Wagner, Sept. 8, 2018
62 vs. UAlbany, Sept. 18, 2021

Most Points in a Half

45 vs. Wagner, Sept. 8, 2018
45 vs. UAlbany, Sept. 18, 2021

Most Points in a Quarter

30 vs. Louisville (2nd), Nov. 9, 2018

Largest Deficit Overcome in a Win

10 (0-10) at Wake Forest, Nov. 3, 2018

Most Touchdowns Scored

9 at Pittsburgh, Nov. 26, 2016

Most Rushing Touchdowns

6 vs. UAlbany, Sept. 18, 2021

Most Passing Touchdowns

5 at Pittsburgh, Nov. 26, 2016

Most Field Goals Made

4 vs. Colgate, Sept. 2, 2016
4 vs. Miami (Fla.), Oct. 21, 2017
4 vs. Louisville, Nov. 9, 2018
4 vs. Wake Forest, Nov. 30, 2019

Most First Downs

38 at Pittsburgh, Nov. 26, 2016

Most Yards of Total Offense

668 at Pittsburgh, Nov. 26, 2016

Most Plays

106 at Pittsburgh, Nov. 26, 2016

Highest Average Yards Per Play

9.4 vs. UAlbany, Sept. 18, 2021

Most Rushing Yards

354 vs. Wake Forest, Oct. 9, 2021

Most Rushing Attempts

62, at Western Michigan, Aug. 31, 2018

Highest Average Yards Per Rush

7.4 vs. Connecticut, Sept. 22, 2018

Most Pass Completions

43 at Pittsburgh, Nov. 26, 2016

Most Pass Attempts

67 vs. Wake Forest, Nov. 11, 2017

Most Passing Yards

480 vs. NC State, Oct. 27, 2018

Highest Completion Percentage

.870 (40-46) vs. Colgate, Sept. 2, 2016

Most Turnovers

4 at Miami (Fla.), Oct. 21, 2017
4 at Louisville, Nov. 18, 2017

Most Penalties

16 at Boston College, Oct. 22, 2016
16 vs. UAlbany, Sept. 18, 2021

Fewest Penalties

2 at Florida State, Nov. 4, 2017
2 vs. Boston College, Nov. 25, 2017

Most Penalty Yards

164 vs. UAlbany, Sept. 18, 2021

Fewest Penalty Yards

13 vs. Boston College, Nov. 25, 2017

Most Punts

11 vs. Louisville, Sept. 9, 2016

Fewest Punts

1 vs. UAlbany, Sept. 18, 2021

Most Punt Returns

5 vs. C. Connecticut State, Sept. 1, 2017
5 vs. Wagner, Sept. 8, 2018
5 vs. Clemson, Oct. 15, 2021

Most Punt Return Yards

128 vs. Notre Dame, Oct. 1, 2016

Most Kickoff Returns

11 vs. Louisville, Sept. 9, 2016
11 at Pittsburgh, Nov. 26, 2016

Most Kickoff Return Yards

242 at Clemson, Nov. 5, 2016

Most Passes Intercepted

4 vs. Georgia Tech, Sept. 26, 2020

Best Third-Down Conversion Percentage

66.7 (8-12) at Ohio, Sept. 4, 2021

Most Time of Possession

37:48 vs. USF, Sept. 17, 2016
37:48 at Wake Forest, Nov. 3, 2018

Most Tackles for Loss

14.0 at Liberty, Aug. 31, 2019
14.0 vs. UAlbany, Sept. 18, 2021

Most Sacks

8.0 vs. Liberty, Aug. 31, 2019
8.0 vs. UAlbany, Sept. 18, 2021

BABERS YEAR-BY-YEAR

2012 (7-5, 6-1 OVC) • Eastern Illinois

Date	Opponent	Score
Aug. 30	Southern Illinois	W, 49-28
Sept. 8	at Western Michigan	L, 21-52
Sept. 15	at Illinois State	L, 51-54 (2OT)
Sept. 22	Murray State	W, 50-49 (OT)
Sept. 29	Austin Peay	W, 65-15
Oct. 6	at Tennessee-Martin	L, 37-51
Oct. 13	Jacksonville State	W, 31-28
Oct. 27	at Eastern Kentucky	W, 24-7
Nov. 3	at Tennessee Tech	W, 31-24
Nov. 10	Southeast Missouri	W, 39-20
Nov. 17	at Central Arkansas	L, 30-48
Nov. 24	at South Dakota State *	L, 10-58

* - FCS Playoffs

2013 (12-2, 8-0 OVC) • Eastern Illinois

Date	Opponent	Score
Aug. 31	at San Diego State	W, 40-19
Sept. 7	at Southern Illinois	W, 40-37 (2OT)
Sept. 14	Illinois State	W, 57-24
Sept. 21	at Northern Illinois	L, 39-43
Sept. 28	Eastern Kentucky	W, 42-7
Oct. 10	at Austin Peay	W, 63-7
Oct. 19	Southeast Missouri	W, 55-33
Oct. 26	at Tennessee State	W, 34-16
Nov. 2	Tennessee Tech	W, 56-21
Nov. 9	at Murray State	W, 37-17
Nov. 16	Jacksonville State	W, 52-14
Nov. 23	at Tennessee-Martin	W, 70-22
Dec. 7	Tennessee State *	W, 51-10
Dec. 13	Towson *	L, 39-49

* - FCS Playoffs

2014 (8-6, 5-3 MAC) • Bowling Green

Date	Opponent	Score
Aug. 29	at Western Kentucky	L, 31-59
Sept. 6	VMI	W, 48-7
Sept. 13	Indiana	W, 45-42
Sept. 20	at Wisconsin	L, 17-68
Sept. 27	at Massachusetts	W, 47-42
Oct. 4	Buffalo	W, 36-35
Oct. 11	at Ohio	W, 31-13
Oct. 18	Western Michigan	L, 14-26
Nov. 4	at Akron	W, 27-10
Nov. 12	Kent State	W, 30-20
Nov. 19	at Toledo	L, 20-27
Nov. 28	Ball State	L, 24-41
Dec. 5	vs. Northern Illinois *	L, 17-51
Dec. 20	vs. South Alabama ^	W, 33-28

* - MAC Championship Game (Detroit, Mich.)
^ - Camellia Bowl (Montgomery, Ala.)

2015 (10-3, 7-1 MAC) • Bowling Green

Date	Opponent	Score
Sept. 5	vs. Tennessee *	L, 30-59
Sept. 12	at Maryland	W, 48-27
Sept. 19	Memphis	L, 41-44
Sept. 26	at Purdue	W, 35-28
Oct. 3	at Buffalo	W, 28-22
Oct. 10	Massachusetts	W, 62-38
Oct. 17	Akron	W, 59-10
Oct. 24	at Kent State	W, 48-0
Nov. 4	Ohio	W, 62-24
Nov. 11	at Western Michigan	W, 41-27
Nov. 17	Toledo	L, 28-44
Nov. 24	at Ball State	W, 48-10
Dec. 4	vs. Northern Illinois ^	W, 34-14

* - at L.P. Field (Nashville, Tenn.)
^ - MAC Championship Game (Detroit, Mich.)

NOTE: Babers was named Syracuse's head coach on Dec. 5, 2015. He did not coach Bowling Green in the 2015 GoDaddy Bowl.

2016 (4-8, 2-6 ACC) • Syracuse

Date	Opponent	Score
Sept. 2	Colgate	W, 33-7
Sept. 9	Louisville	L, 28-62
Sept. 17	USF	L, 20-45
Sept. 24	at Connecticut	W, 31-24
Oct. 1	vs. Notre Dame *	L, 33-50
Oct. 8	at Wake Forest	L, 9-28
Oct. 15	Virginia Tech	W, 31-17
Oct. 22	at Boston College	W, 28-20
Nov. 5	at Clemson	L, 0-54
Nov. 12	NC State	L, 20-35
Nov. 19	Florida State	L, 14-45
Nov. 26	at Pittsburgh	L, 61-76

* - at MetLife Stadium (East Rutherford, N.J.)

2017 (4-8, 2-6 ACC) • Syracuse

Date	Opponent	Score
Sept. 1	Central Connecticut State	W, 50-7
Sept. 9	Middle Tennessee	L, 23-30
Sept. 16	Central Michigan	W, 41-17
Sept. 23	at LSU	L, 26-35
Sept. 30	at NC State	L, 25-33
Oct. 7	Pittsburgh	W, 27-24
Oct. 13	Clemson	W, 27-24
Oct. 21	at Miami (Fla.)	L, 19-27
Nov. 4	at Florida State	L, 24-27
Nov. 11	Wake Forest	L, 43-64
Nov. 18	at Louisville	L, 10-56
Nov. 25	Boston College	L, 14-42

2018 (10-3, 6-2 ACC) • Syracuse

Date	Opponent	Score
Aug. 31	at Western Michigan	W, 55-42
Sept. 8	Wagner	W, 62-10
Sept. 15	Florida State	W, 30-7
Sept. 22	Connecticut	W, 51-21
Sept. 29	at Clemson	L, 23-27
Oct. 6	at Pittsburgh	L, 37-44 (OT)
Oct. 20	North Carolina	W, 40-37 (2OT)
Oct. 27	NC State	W, 51-41
Nov. 3	at Wake Forest	W, 41-24
Nov. 9	Louisville	W, 54-23
Nov. 17	vs. Notre Dame *	L, 3-36
Nov. 24	at Boston College	W, 42-21
Dec. 28	vs. West Virginia ^	W, 34-18

* - at Yankee Stadium (Bronx, N.Y.)
^ - Camping World Bowl (Orlando, Fla.)

2019 (5-7, 2-6 ACC) • Syracuse

Date	Opponent	Score
Aug. 31	at Liberty	W, 24-0
Sept. 7	at Maryland	L, 20-63
Sept. 14	Clemson	L, 6-41
Sept. 21	Western Michigan	W, 52-33
Sept. 28	Holy Cross	W, 41-3
Oct. 10	at NC State	L, 10-16
Oct. 18	Pittsburgh	L, 20-27
Oct. 26	at Florida State	L, 17-35
Nov. 2	Boston College	L, 27-58
Nov. 16	at Duke	W, 49-6
Nov. 23	at Louisville	L, 34-56
Nov. 30	Wake Forest	W, 39-30 (OT)

2020 (1-10, 1-9 ACC) • Syracuse

Date	Opponent	Time/Score
Sept. 12	at North Carolina	L, 6-31
Sept. 19	at Pittsburgh	L, 10-21
Sept. 26	Georgia Tech	W, 37-20
Oct. 10	Duke	L, 24-38
Oct. 17	Liberty	L, 21-38
Oct. 24	at Clemson	L, 21-47
Oct. 31	Wake Forest	L, 14-38
Nov. 7	Boston College	L, 13-16
Nov. 20	at Louisville	L, 0-30
Nov. 28	NC State	L, 29-36
Dec. 5	at Notre Dame	L, 21-45

2021 (3-4, 0-3 ACC) • Syracuse

Date	Opponent	Time/Score
Sept. 4	at Ohio	W, 29-9
Sept. 11	Rutgers	L, 7-17
Sept. 18	UAlbany	W, 62-24
Sept. 24	Liberty	W, 24-21
Oct. 2	at Florida State	L, 30-33
Oct. 9	Wake Forest	L, 37-40 (OT)
Oct. 15	Clemson	L, 14-17
Oct. 23	at Virginia Tech	12:30 p.m.
Oct. 30	Boston College	TBA
Nov. 13	at Louisville	TBA
Nov. 20	at NC State	TBA
Nov. 27	Pittsburgh	TBA

ASSISTANT COACHES



STERLIN GILBERT (Booth)
Offensive Coordinator/Quarterbacks
Experience: 19th season/2nd at Syracuse
Hometown: San Angelo, Texas
Alma Mater: Angelo State '02
Family: wife, Teresa; stepson, James; stepdaughter, Sonia



NICK MONROE (Field)
Safeties/Rovers
Experience: 20th season/6th at Syracuse
Hometown: Mahtomedi, Minn.
Alma Mater: St. Cloud State, '01
Family: wife, Nicole; son, Wyatt



TONY WHITE (Field)
Defensive Coordinator
Experience: 16th season/2nd at Syracuse
Hometown: El Paso, Texas
Alma Mater: UCLA '02
Family: wife, Angela; son Anthony III; daughter, Ava



VINSON REYNOLDS (Field)
Defensive Line
Experience: 16th season/6th at Syracuse
Hometown: Detroit, Mich.
Alma Mater: Northern Illinois '04
Family: wife, Cynthia; sons, Eric Coley, Josiah Reynolds and Jeremiah Reynolds



CHRIS ACHUFF (Field)
Linebackers
Experience: 23rd season/2nd at Syracuse
Hometown: Bellefonte, Pa.
Alma Mater: Bloomsburg '98
Family: wife, Kim; daughter, Julia; sons, Carter and Tyler



TERRENCE SAMUEL (Field)
Wide Receivers
Experience: 22nd season/ 1st at Syracuse
Hometown: Houston, Texas
Alma Mater: Purdue '95; Nebraska-Omaha M '11
Family: wife, Jaclyn; daughter, Brooklyn; son, Draven



RENO FERRI (Field)
Tight Ends
Experience: 17th season/6th at Syracuse
Hometown: Youngstown, Ohio
Alma Mater: U.S. Military Academy '00
Family: wife, Rebekah; daughters, Giana, Zola and Sofie; son, Reno III



MIKE SCHMIDT (Field)
Offensive Line
Experience: 12th season/1st at Syracuse
Hometown: San Diego, CA
Alma Mater: San Diego State '09



MIKE LYNCH (Booth)
Running Backs
Experience: 23rd season/6th at Syracuse
Hometown: Roseville, Calif.
Alma Mater: Montana '00
Family: wife, Emily; daughter, Madison; son, Will




CHIP WEST (Booth)
Cornerbacks
Experience: 24th season/2nd at Syracuse
Hometown: Hampton, Va.
Alma Mater: Livingstone '93
Family: wife, Patrice; sons David and Justin; daughters Zoe, Gwen and Jada

FOOTBALL STAFF

GRADUATE ASSISTANTS/QUALITY CONTROL/ANALYSTS



Josh Bringuel
GA (D)



Adrian Brunori
GA (O)



Kendall Coleman
GA (O/ST)



Jack Potenza
GA (D)



David Gettis
QC (O)



Bryan Shepherd
QC (D)



Blair Cavanaugh
QC (ST)



Travis Grenne
Analyst (O)



Jeff Hammerschmidt
Analyst (ST)



Kevin McGarry
Analyst (D)



Lanear Sampson
Analyst (O)

KEY SUPPORT STAFF



Sean Edinger
S&C



Roy Wittke
DPP



Brad Wittke
DFO



Tim Pike
AT

DEPTH CHART

OFFENSE

QB	16 Garrett Shrader (6-4, 230, So.) 15 JaCobian Morgan (6-4, 225, Fr.)
RB	34 Sean Tucker (5-10, 210, Fr.) 27 Abdul Adams (5-11, 210, R-Sr.) 24 Cooper Lutz (6-0, 210, R-So.)
TE	5 Chris Elmore (6-0, 265, Sr.) 87 Luke Benson (6-4, 240, So.) OR 47 Maximilian Mang (6-7, 265, Fr.)
WR	19 Sharod Johnson (5-11, 185, R-Jr.) 82 Damien Alford (6-6, 215, Fr.)
WR	85 Courtney Jackson (5-11, 185, R-Fr.) 25 Devaughn Cooper (5-11, 175, R-Sr.) OR 29 Trebor Pena (6-0, 185, Fr.)
WR	14 Anthony Queeley (6-2, 205, R-So.) 17 Umari Hatcher (6-3, 170, Fr.)
LT	60 Matthew Bergeron (6-5, 315, So.) 51 Anthony Red (6-5, 285, R-Fr.)
LG	67 Chris Bleich (6-6, 320, R-So.) 76 Kalan Ellis (6-6, 365, Fr.)
C	68 Airon Servais (6-6, 300, R-Sr.) 55 Josh Ilaoa (6-3, 300, Fr.)
RG	57 Dakota Davis (6-5, 325, R-Jr.) 56 Darius Tisdale (6-5, 300, R-Jr.)
RT	52 Carlos Vettorello (6-4, 295, R-So.) 74 Jakob Bradford (6-5, 295, So.)

DEFENSE

DE	85 Josh Black (6-3, 290, R-Sr.) 93 Caleb Okechukwu (6-4, 265, R-So.)
DT	0 McKinley Williams (6-4, 285, R-Sr.) 52 Curtis Harper (6-2, 285, R-Jr.) OR 90 Terry Lockett (6-3, 265, Fr.)
DE	9 Kingsley Jonathan (6-4, 260, Sr.) OR 18 Cody Roscoe (6-1, 275, Sr.)
LB	7 Stefon Thompson (6-1, 235, Fr.) 16 Leon Lowery (6-4, 225, Fr.)
LB	3 Mikel Jones (6-1, 220, So.) 21 Anwar Sparrow (6-1, 225, Fr.)
LB	2 Marlowe Wax (6-0, 235, Fr.) 31 Geoff Cantin-Arku (6-4, 230, So.)
CB	8 Garrett Williams (6-0, 190, R-Fr.) 10 Adrian Cole (5-11, 185, R-Fr.)
BS	34 Eric Coley (6-2, 200, R-Jr.) OR 11 Ja'Had Carter (6-2, 200, Fr.)
ROV	23 Justin Barron (6-4, 215, Fr.) OR 19 Rob Hanna (6-0, 170, Fr.)
FS	14 Jason Simmons (6-0, 195, So.) 26 Aman Greenwood (5-10, 185, R-Fr.)
CB	20 Duce Chestnut (6-0, 195, Fr.) 15 Neil Nunn (6-0, 190, R-Fr.)

SPECIAL TEAMS

PK	91 Andre Szmyt (6-1, 210, R-Jr.) 98 James Williams (6-1, 215, Fr.)
P	98 James Williams (6-1, 215, Fr.) 94 Colby Barker (6-1, 215, Fr.) OR 95 Ian Hawkins (6-0, 195, Fr.)
LS	50 Aaron Bolinsky (5-11, 220, Jr.) 41 Joey Kelly (6-1, 200, R-Fr.) OR 43 Mike Midkiff (6-3, 210, R-Fr.)
Hold	43 Mike Midkiff (6-3, 210, R-Fr.) 94 Colby Barker (6-1, 215, Fr.)
KR	29 Trebor Pena (6-0, 185, Fr.) 85 Courtney Jackson (5-11, 185, R-Fr.) OR 24 Cooper Lutz (6-0, 210, R-So.)
PR	29 Trebor Pena (6-0, 185, Fr.) 85 Courtney Jackson (5-11, 185, R-Fr.)

START CHART

	'17	'18	'19	'20	'21	Strk	Total
Offense							
Airon Servais, OL	12	13	12	11	7	55	55
Carlos Vettorello, OL	-	-	12	11	7	30	30
Matthew Bergeron, OL	-	-	5	11	7	23	23
Chris Elmore, FB	-	3	5	9	3	3	20
Dakota Davis, OL	-	-	12	3	4	4	19
Anthony Queeley, WR	-	-	-	10	6	3	16
Sean Tucker, RB	-	-	-	7	7	11	14
Darius Tisdale, OL	-	-	-	10	3	-	13
Luke Benson, TE	-	-	2	5	1	-	8
Sharod Johnson, WR	-	1	-	-	7	7	8
Garrett Shrader, QB ^	-	-	4	-	4	4	8
Chris Bleich, OL	-	-	-	-	6	1	6
Abdul Adams, RB *	4	-	-	-	-	-	4
Courtney Jackson, WR	-	-	-	-	4	3	4
Maximilian Mang, TE	-	-	-	0	3	-	3
JaCobian Morgan, QB	-	-	-	2	-	-	2
Cooper Lutz, RB	-	-	-	1	-	-	1
Damien Alford, WR	-	-	-	-	1	-	1
Ellis, Kalan, OL	-	-	-	-	1	-	1
* - includes starts at Oklahoma ^ - includes starts at Mississippi State							
	'17	'18	'19	'20	'21	Strk	Total
Defense							
Josh Black, DL	-	4	12	11	7	31	34
McKinley Williams, DL	5	9	-	11	3	3	28
Mikel Jones, LB	-	-	4	11	7	20	22
Garrett Williams, DB	-	-	-	11	6	4	17
Kingsley Jonathan, DL	-	2	-	11	1	-	14
Stefon Thompson, LB	-	-	-	7	7	11	14
Ja'Had Carter, DB	-	-	-	10	3	1	13
Rob Hanna, DB	-	-	-	8	3	-	11
Geoff Cantin-Arku, LB	-	-	-	10	-	-	10
Marlowe Wax, LB	-	-	-	1	7	7	8
Aman Greenwood, DB	-	-	-	7	-	-	7
Darian Chestnut, DB	-	-	-	-	7	7	7
Eric Coley, DB	-	-	1	1	4	-	6
Curtis Harper, DL	-	-	-	-	5	-	5
Jason Simmons, DB	-	-	-	-	6	6	6
Cody Roscoe, DL	-	-	-	-	4	4	4
Justin Barron, DB	-	-	-	-	4	4	4
Caleb Okechukwu, DL	-	-	-	-	2	-	2
Steve Linton, LB	-	-	-	1	-	-	1
Adrian Cole, DB	-	-	-	-	1	-	1
Specialists							
Andre Szmyt, PK	-	13	12	11	7	43	43
Aaron Bolinsky, LS	-	7	12	11	7	30	37
James Williams, P	-	-	-	-	6	2	6
Ian Hawkins, P	-	-	-	-	1	-	1

NUMERICAL ROSTER

No.	Name	Pos.	Cl.	Ht.	Wt.	Hometown/High School/Previous School
0	McKinley Williams III	DL	R-Sr.	6-4	285	Miramar, Fla./Dillard
2	Marlowe Wax	LB	Fr.	6-0	235	Baltimore, Md./Mount St. Joseph
3	Mikel Jones	LB	So.	6-1	220	Miami, Fla./IMG Academy
5	Chris Elmore	FB	Sr.	6-0	265	Chicago, Ill./Phillips Academy
7	Stefon Thompson	LB	Fr.	6-1	235	Charlotte, N.C./Vance
8	Garrett Williams	DB	R-Fr.	6-0	190	Harrisburg, N.C./Hickory Ridge
9	Kingsley Jonathan	DL	Sr.	6-4	260	Baltimore, Md./St Frances Academy
10	Adrian Cole	DB	R-Fr.	5-11	185	Plantation, Fla./Plantation
10	Justin Lamson	QB	Fr.	6-3	220	El Dorado Hills, Calif. / Oak Ridge
11	Ja'had Carter	DB	Fr.	6-2	200	Richmond, Va./Henrico
11	Dillon Markiewicz	QB	Fr.	6-5	230	McKinney, Texas/McKinney North
12	Latarie Kinsler	DL	Fr.	6-3	230	Pahokee, Fla./Pahokee
14	Jason Simmons	DB	So.	6-0	195	Lancaster, Texas/Lancaster / NM State
14	Anthony Queeley	WR	R-So.	6-2	205	Orlando, Fla./Lake Nona
15	Neil Nunn	DB	R-Fr.	6-0	190	West Perrine, Fla./Miami Palmetto
15	JaCobian Morgan	QB	Fr.	6-4	225	Canton, Miss./Canton
16	Leon Lowery	DL	Fr.	6-4	225	Elizabeth, N.J. / North Brunswick
16	Garrett Shrader	QB	So.	6-4	230	Charlotte, N.C./Charlotte Christian School/Miss. State
17	Steve Linton	LB	R-Fr.	6-5	225	Dublin, Ga./Dublin
17	Uinari Hatcher	WR	Fr.	6-3	170	Woodbridge, Va./Freedom
18	Luke MacPhail	QB	Fr.	6-4	230	Boston, Mass./Dexter Southfield
18	Cody Roscoe	DL	Sr.	6-1	275	Houston, Texas/Heights
19	Rob Hanna	DB	Fr.	6-0	170	Miami, Fla./Miami Palmetto
19	Sharod Johnson	WR	R-Jr.	5-11	185	Miami, Fla./Booker T. Washington
20	Ethan Fischler	WR	R-So.	6-0	180	Orinda, Calif./Miramonte
20	Darian Chestnut	DB	Fr.	6-0	195	Camden, N.J./Camden
21	Kendall Long	WR	Fr.	6-2	210	Lexington, S.C./River Bluff
21	Anwar Sparrow	LB	Fr.	6-1	225	Virginia Beach, Va./Salem
22	Malcolm Folk	DB	Fr.	6-1	200	Pottsgrove, Pa./Episcopal Academy
22	Josh Hough	RB	Fr.	6-3	255	Beaver Falls, Pa./Beaver Falls
23	Justin Barron	DB	Fr.	6-4	215	Rocky Hill, Conn./Suffield Academy
24	Cooper Lutz	RB	R-So.	6-0	210	Reading, Pa./Berks Catholic
25	Devaughn Cooper	WR	R-Sr.	5-11	175	Los Angeles, Calif./Narbonne/UTEP
25	Malik Matthew	LB	Fr.	6-3	210	Bronx, N.Y./Cardinal Hayes
26	Aman Greenwood	DB	R-Fr.	5-10	185	Washington, D.C./St. John's College
27	Abdul Adams	RB	R-Sr.	5-11	210	Landover, Md./Hillside (N.C.)/Oklahoma
29	John Sweetwood	DB	R-So.	6-0	175	Essex Fells, N.J./Montclair Kimberley Academy
29	Trebor Pena	WR	Fr.	6-0	185	Ocean Township, N.J./Ocean Township
30	Chase Simmons	DL	Fr.	6-4	255	Little River, S.C./North Myrtle Beach
31	Geoff Cantin-Arku	LB	So.	6-4	230	Lévis, Quebec, Canada/Cégep Garneau
33	Ryan Dolan	LB	Fr.	6-0	225	Novato, Calif./Marin Catholic
33	Mario Escobar	RB	Fr.	5-9	180	Melville, N.Y./St. Anthony's
34	Eric Coley	DB	R-Jr.	6-2	200	Manlius, N.Y./Fayetteville-Manlius
34	Sean Tucker	RB	Fr.	5-10	210	Owing Mills, Md./Calvert Hall
35	Chase Atkinson	DB	Fr.	5-11	190	Columbia, S.C./Blythewood
36	TJ Harness	DB	Fr.	5-9	175	Syracuse, N.Y./Corcoran
37	Cam Reirden	DB	Fr.	6-0	185	Belmont, Mass./Belmont Hill
37	David Obeng-Agyapong	RB	Fr.	5-11	185	Bronx, N.Y./John F. Kennedy
38	AJ Calabro	DB	R-So.	5-10	195	Farmingdale, N.J./Saint John Vianney
39	Clay Masters	DB	Fr.	5-11	175	West Linn, Ore./West Linn
40	Tommy Porter	DB	Fr.	5-11	190	La Canada, Calif./Flintridge Prep
41	Joey Kelly	LS	R-Fr.	6-1	200	Phoenix, Ariz./Brophy College Prep
42	Erik Slater	DE	R-Sr.	6-2	230	Old Tappan, N.J./Northern Valley Old Tappan/Lehigh
43	Mike Midkiff	LS	R-Fr.	6-3	210	Colorado Springs, Colo./Air Academy
45	Kevon Darton	DL	R-Fr.	5-11	295	Fitchburg, Mass./Worcester Academy
47	Maximilian Mang	TE	Fr.	6-7	265	Nuthetal, Germany/Leibniz-Gymnasium Potsdam
48	John O'Connor	LB	Fr.	6-1	210	Hingham, Mass./Hingham
48	Joe Pinjuh	RB	Fr.	5-9	205	Parma, Ohio
49	Austin Roon	LB	Fr.	6-3	215	Byron Center, Mich./Byron Center
50	Aaron Bolinsky	LS	Jr.	5-11	220	Frackville, Pa./North Schuylkill
51	Anthony Red	OL	R-Fr.	6-5	285	Bloomfield, Conn./St. Thomas More
52	Curtis Harper	DL	R-Jr.	6-2	285	McKeesport, Pa./McKeesport
52	Carlos Vettorello	OL	R-So.	6-4	295	Royal Oak, Mich./University of Detroit Jesuit
53	Garth Barclay	OL	Fr.	6-7	290	York, Pa./York Suburban
54	Jatius Geer	DL	Fr.	6-6	255	Anderson, S.C./Belton-Honea Path
55	Josh Ilaoa	OL	Fr.	6-3	300	Charlotte, N.C./Mallard Creek

No.	Name	Pos.	Cl.	Ht.	Wt.	Hometown/High School/Previous School
56	Patrick Alberga	DL	Fr.	6-3	250	Saranac Lake, N.Y./Saranac Lake
56	Darius Tisdale	OL	R-Jr.	6-5	300	South Brunswick, N.J./South Brunswick/Lackawanna CC
57	Dakota Davis	OL	R-Jr.	6-5	325	Mount Airy, Md./Glenelg
59	Ahmad Masood	OL	Fr.	6-3	250	Bloomfield, Mich./Cranbrook Kingswood
60	Matthew Bergeron	OL	So.	6-5	315	Victoriaville, Quebec, Canada/Cégep de Thetford
61	Joe Rondi	DL	R-Fr.	6-4	260	Wayne, N.J./Wayne Hills
67	Chris Bleich	OL	R-So.	6-6	320	Hanover Township, Pa./Wyoming Valley West/Florida
68	Airon Servais	OL	R-Sr.	6-6	300	Green Bay, Wis./Ashwaubenon
70	Wil Froumy	OL	R-So.	6-6	300	Exeter, N.H./Exeter
71	Enrique Cruz	OL	Fr.	6-6	295	Chicago, Ill./Willowbrook
72	Mark Petry	OL	So.	6-4	280	Hochheim am Main, Germany/ Graf-Stauffenberg-Gymnasium/Ellsworth CC
73	Wes Hoeh	OL	Fr.	6-4	275	Glen Ellyn, Ill./Glenbard West
74	Jakob Bradford	OL	So.	6-5	295	Brooklyn Park, Minn./Iowa Central CC
75	Austyn Kauhi	OL	Fr.	6-5	280	Nanakuli, Hawaii/Kamehameha
76	Kalan Ellis	OL	Fr.	6-6	365	Waimanalo, Hawaii/St. Louis School
77	Tyler Magnuson	OL	Fr.	6-6	280	Plymouth, Minn./Wayzata
80	Isaiah Jones	WR	So.	6-4	205	Cocoa, Fla./Cocoa
81	Derek McDonald	DL	Fr.	6-4	230	Atlanta, Ga./Marist
82	Damien Alford	WR	Fr.	6-6	215	Montreal, Quebec, Canada/McArthur (Fla.)
83	Sam Warren	WR	R-Fr.	5-10	200	Tiburon, Calif./Redwood
84	Nate Wellington	WR	R-Fr.	5-10	190	Skaneateles, N.Y./Skaneateles
85	Josh Black	DL	R-Sr.	6-3	290	Loves Park, Ill./Harlem
85	Courtney Jackson	WR	R-Fr.	5-11	185	Monroeville, Pa./Gateway
86	Ja'Vontae Williams	WR	Fr.	6-1	210	Belle Glade, Fla./Glades Central
87	Luke Benson	TE	So.	6-4	240	Chalfont, Pa./Central Bucks West
88	Steven Mahar	TE	Fr.	6-5	230	Rochester, N.Y./Aquinas Institute
89	Oronde Gadsden II	WR	Fr.	6-5	210	Fort Lauderdale, Fla./American Heritage (Plantation)
90	Terry Lockett	DL	Fr.	6-3	265	Springfield, Mass./Springfield Central
91	Andre Szymut	K	R-Jr.	6-1	210	Vernon Hills, Ill./Vernon Hills
93	Caleb Okechukwu	DL	R-So.	6-4	265	Washington, D.C./St. John's College
94	Colby Barker	P	R-Sr.	6-1	215	Pittsford, N.Y./Pittsford Mendon/Ohio State
95	Ian Hawkins	P/PK	Fr.	6-0	195	San Diego, Calif./Cathedral Catholic
96	Elijah Wright	DL	Fr.	6-3	260	Syracuse, N.Y./Solvay
98	James Williams	P	Fr.	6-1	215	Watkinsville, Ga./Athens Academy
99	Elijah Fuentes-Cundiff	DL	Fr.	6-4	275	Bronx, N.Y./Cardinal Hayes

PRONUNCIATION GUIDE

Players

Chris Bleich	BLYSH
AJ Calabro	CUH-la-bro
Geoff Cantin- Arku	ARE-coo
Ja'Had Carter.....	JUH-hod
Kevon Darton	KAY-von
Wil Froumy	FRO-me
Josh Ilaoa	IL-oh-uh
Mikel Jones	Mih-KELL
Josh Kosciol	COE-shul
Steven Mahar Jr.....	muh-HAR
Caleb Okechukwu	oh-kuh-CHEWK-woo
Trebor Pena.....	TREBBOR
.....	(rhymes with Trevor)
Mark Petry	PEH-tree
Joe Rondi	RON-dee
Airon Servais	AARON SERVICE
Andre Szymut	SCHMITT

Coaches

Chris Achuff	A-cuff
Dino Babers	BAY-burrs
Reno Ferri	FUH-ree



INDIVIDUAL NOTES • OFFENSE



#16 • QB • GARRETT SHRADER • 6-4 • 230 • SO

- Third Syracuse quarterback since 1979 to record back-to-back 100-yard rushing games when he did so against Florida State (137) and Wake Forest (178).
- Tied the program record for rushing touchdowns (3) by a quarterback in a game against Florida State. Ranks ninth nationally in rushing touchdowns (8).
- Enrolled at Syracuse in January 2021 after transferring from Mississippi State and has made four-straight starts.
- One of three FBS freshmen quarterbacks to account for 1,000 yards passing and 500 yards rushing in 2019 at Mississippi State.
- In 2019, finished No. 28 nationally and No. 3 in the SEC in yards per completion (13.3).



#34 • RB • SEAN TUCKER • 5-10 • 210 • FR

- Ranks second nationally in both rushing yards (948) and all-purpose yards per game (167.43).
- Tied program record for consecutive 100-yard rushing games with five when he ran for 157 yards against Clemson.
- First player in program history to rush and receive for 100+ yards in a single game when he did so vs UAlbany.
- Named ACC Running Back of the Week after recording 153 rushing yards, two rushing touchdowns, and a receiving touchdown vs. Wake Forest.
- On the Doak Walker Award Watch List and Maxwell Award Watch List.



#24 • RB • COOPER LUTZ • 6-0 • 210 • R-SO

- Converted from WR to running back in the spring of 2020 and has been in the running back rotation ever since.
- Named a team captain this season.
- Appeared in 10 games with one start, rushing 43 times for 246 yards on the year, and catching eight passes for 56 yards.
- Ran for 114 yards against Notre Dame, the most surrendered to any back during the 2020 regular season.
- Is also a fixture on special teams and leads the Orange in special teams tackles in 2021.



#14 • WR • ANTHONY QUEELEY • 6-2 • 205 • R-SO

- Recorded a touchdown catch in back-to-back contests against Florida State and Wake Forest.
- 18 consecutive starts at wide receiver.
- Made the travel squad for every game as a true freshman in 2018. played in 9 games in 2019, primarily on special teams.
- Two-time all-state selection for Lake Nona High School in Orlando, Florida.



#87 • TE • LUKE BENSON • 6-4 • 240 • SO

- 2019 PFF All-Freshman Third Team honoree.
- Two touchdown catches in 2020.
- Benson's 70-yard TD vs. Holy Cross in 2019 was the second-longest ever by an SU tight end (74, John Mackey vs. Colgate, 1961).
- Has 18 catches in his collegiate career and five of those receptions have gone for a score. He averages 15.05 yards per catch thus far in his career.



#85 • WR • COURTNEY JACKSON • 5-11 • 185 • R-FR

- Set a career high in receiving yards (64) vs. Wake Forest.
- 31 career catches for 279 yards.
- Rated the No. 5 prospect from the state of Pennsylvania in the 2019 recruiting class by ESPN.



#19 • WR • SHAROD JOHNSON • 5-11 • 185 • R-JR

- Played in 28 contests with seven starts.
- Tied a career high in receptions against Clemson (3).
- Has 22 career receptions for 238 yards (10.81 avg.).
- Rated the No. 78 receiver in the class of 2017, according to ESPN.



#60 • LT • MATTHEW BERGERON • 6-5 • 315 • SO

- 23 consecutive starts at tackle.
- 2019 PFF All-Freshman Second Team selection.
- Started the last five games of his rookie season (2019) and every game of 2020 and 2021.
- In 2019 at Florida State, became the first true freshman to start for SU at tackle since Quinn Ojinnaka vs. Rutgers in 2002.



#67 • LG • CHRIS BLEICH • 6-6 • 320 • R-SO

- Started six of seven games at guard at SU in 2021 after sitting out the 2020 season due to NCAA transfer rules. Previously played two seasons at Florida.
- Played in nine games, starting eight at right guard for the Gators in 2019, helping UF to an 11-2 record and the No. 6 ranking in the final Associated Press Top 25 poll



#68 • C • AIRON SERVAIS • 6-6 • 300 • R-SR

- Has started at left tackle, right tackle and center in his SU career.
- Has started every game of his career (55), longest active streak in the FBS.
- Started at center against UAlbany, first since week 9 of 2019.
- With Servais at center, SU averages 254.4 rushing yards per game.



#57 • RG • DAKOTA DAVIS • 6-5 • 325 • R-JR

- Started last four games after returning to the starting line-up against Liberty
- Played in 34 games (19 starts) across four seasons.
- First player in school history to earn ACC Offensive Lineman of the Week (2019 vs. Duke).



#52 • RT • CARLOS VETTORELLO • 6-4 • 295 • R-SO

- 32 straight starts on the offensive line.
- Four straight starts at right tackle after starting at center for all of 2020 and first three games of 2021. Moved to right tackle against Liberty.

KEY RESERVES/SPECIALISTS



#27 • RB • ABDUL ADAMS • 5-11 • 210 • R-SO

- Has appeared in six of seven games in 2021
- Made Syracuse debut in the 2018 Camping World Bowl with two touchdowns against West Virginia
- Transferred from Oklahoma in 2018.



#56 • RG • DARIUS TISDALE • 6-5 • 300 • R-JR

- Started first three games of 2021 season after starting in 11-of-12 games in 2020. Working at both guard and tackle
- Spent two seasons at Lackawanna Community College before transferring to Syracuse in 2019.
- ESPN's No. 8 junior college offensive tackle in 2019.




#82 • WR • DAMIEN ALFORD • 6-6 • 215 • FR

- Made first start against Liberty.
- Scored his first career touchdown against UAlbany on a 73-yard touchdown catch.
- Born in Montreal, Quebec, Canada.



#5 • FB • CHRIS ELMORE • 6-0 • 265 • SR

- Made 2021 season debut with a start at Florida State and has started every game since.
- Career stats: Has rushed for 65 yards and 3 TDs, while making nine tackles on defense.
- Has played four different positions at Syracuse (LG, TE, FB, DT)
- Nickname is "Rhino."



#91 • PK • ANDRE SZMYT • 6-1 • 210 • R-JR

- Holds program record for most points scored in a career (336).
- 45-for-47 (.957) in his career from inside 40 yards.
- 2018 Lou Groza Award winner.

CAREER HIGHS • OFFENSE/SPECIALISTS

#5 CHRIS ELMORE, FB/TE

Rushes: 8 vs. Middle Tennessee, 2017
Rushing Yards: 28 vs. Middle Tennessee, 2017
Rushing TDs: 1, three times, last at Wake Forest, 2018
Long Rush: 12 vs. Middle Tennessee, 2017
Receptions: 1, twice, last vs. Clemson, 2021
Receiving Yards: 10 vs. Clemson, 2021
Long Reception: 10 vs. Clemson, 2021
Kick Returns: 1, three times, last vs. Wake Forest 2019
Kick Return Yards: 19 at Western Michigan, 2018
Long Kick Return: 19 at Western Michigan, 2018

#14 ANTHONY QUEELEY, WR

Rushes: 1 vs. Wake Forest, 2020
Rushing Yards: -4 vs. Wake Forest, 2020
Long Rush: -4 vs. Wake Forest, 2020
Receptions: 5, twice, last at Clemson, 2020
Receiving Yards: 77 vs. Liberty, 2020
Receiving TDs: 1, four times, last vs Wake Forest, 2021
Long Reception: 32 vs. Liberty, 2020

#15 JaCOBIAN MORGAN, QB

Completions: 19 vs. Boston College, 2020
Pass Attempts: 30 vs. Boston College, 2020
Passing Yards: 188 vs. Boston College, 2020
Passing TDs: 1, twice, last vs. Boston College, 2020
Long Pass: 31, twice, last vs. Boston College, 2020
Comp. Pct. (min. 10 att.): 63.3 (19-30) vs. BC, 2020
Interceptions: 1, twice, last vs. at Louisville, 2020
Rushes: 7 vs. Boston College, 2020
Rushing Yards: -12 vs Boston College, 2020
Long Rush: 14 vs. Boston College, 2020
Total Offense: 176 vs. Boston College, 2020
Tackles: 1 vs. Liberty, 2020

#16 GARRETT SHRADER, QB

Completions: 17, three times, last vs. Clemson, 2021
Pass Attempts: 37 vs Clemson, 2021
Passing Yards: 238 vs. LSU, 2019 *
Passing TDs: 3 at Texas A&M, 2019 *
Long Pass: 72 vs Albany, 2021
Comp. Pct. (min. 10 att.): 77.3 (17-22) vs. Kentucky, 2019 *
Interceptions: 2 vs. LSU, 2019 *
Rushes: 29 vs. Wake Forest, 2021
Rushing Yards: 178 vs Wake Forest, 2021
Rushing TDs: 3 at Florida State, 2021
Long Rush: 55 at. Florida State, 2021
Total Offense: 338 vs. Wake Forest, 2021
Receptions: 1 vs. Arkansas, 2020 *
Reception Yards: 8 vs. Arkansas, 2020 *
Long Reception: 8 vs. Arkansas, 2020 *
* - at Mississippi State

#19 SHAROD JOHNSON, WR

Receptions: 3, twice, last vs Clemson, 2021
Receiving Yards: 61 at Boston College, 2018
Long Reception: 34 at Boston College, 2018
Tackles: 1 at North Carolina, 2020

#27 ABDUL ADAMS, RB

Rushes: 18 vs. ULM, 2016 *
Rushing Yards: 164 at Baylor, 2017 *
Rushing TDs: 2 vs. West Virginia, 2018
Long Rush: 99 (TD) at Baylor, 2017 *
Receptions: 3, twice, last at Florida State, 2019
Receiving Yards: 34 vs. UTEP, 2017 *
Receiving TDs: 1 vs. Tulane, 2017 *
Long Reception: 34 vs. UTEP, 2017 *
* - at Oklahoma

#24 COOPER LUTZ, RB

Rushes: 15 vs. Wake Forest, 2020
Rushing Yards: 114 at Notre Dame, 2020
Rushing TDs: 1 at Notre Dame, 2020
Long Rush: 80 at Notre Dame, 2020
Receptions: 4 vs. Wake Forest, 2020
Receiving Yards: 35 vs. Boston College, 2020
Long Reception: 18 vs. Boston College, 2020
Tackles: 2 vs Ohio, 2021
Fumble Recoveries: 1 at Florida State, 2021

#25 DEVAUGHN COOPER, WR

Receptions: 4, twice, last at Southern Miss., 2019 ^
Receiving Yards: 97 at Washington State, 2018 *
Receiving TDs: 1 at Louisiana Tech, 2020 ^
Long Reception: 53 vs. Southern Utah, 2018 *
* - at Arizona State
* - at UTEP

#29 TREBOR PENA, WR

Receptions: 1, three times, last vs. Clemson, 2021
Receiving Yards: 62 vs. Clemson, 2021
Long Reception: 62 vs. Clemson, 2021
Receiving TDs: 1 vs Clemson, 2021
Kick Returns: 5 vs. Wake Forest, 2021
Kick Return Yards: 115 vs. NC State, 2020
Long Kick Return: 98 (TD) vs. NC State, 2020
Kick Return TDs: 1 vs. NC State, 2020

#34 SEAN TUCKER, RB

Rushes: 32 vs Liberty, 2021
Rushing Yards: 181 at Ohio, 2021
Rushing TDs: 4 vs. Albany, 2021
Long Rush: 56 vs Albany, 2021
Receptions: 3 vs. Albany, 2021
Receiving Yards: 121 vs Albany, 2021
Long Reception: 72 vs Albany, 2021
Receiving TDs: 1, twice, last vs Wake Forest, 2021
Tackles: 1 vs Clemson, 2021

#47 MAXIMILIAN MANG, TE

Receptions: 1 vs. Albany, 2021
Receiving Yards: 12 vs. Albany, 2021
Long Reception: 12 vs. Albany, 2021

#80 ISAIAH JONES, WR

Tackles: 1 vs. Wake Forest, 2020
Fumble Recoveries: 1 vs. Liberty, 2020

#82 DAMIEN ALFORD, WR

Receptions: 2, twice, last vs Clemson, 2021
Receiving Yards: 73 vs. Albany, 2021
Long Reception: 73 vs. Albany, 2021
Receiving TDs: 1 vs Albany, 2021

#85 COURTNEY JACKSON, WR

Rush: 1, three times, last vs Wake Forest, 2021
Rushing Yards: 7 vs Wake Forest, 2021
Receptions: 6 at Florida State, 2021
Receiving Yards: 64 vs. Wake Forest, 2021
Long Reception: 29 vs. Wake Forest, 2021
Long Rush: 7 vs. Wake Forest, 2021

#87 LUKE BENSON, TE

Receptions: 2, four times, last vs. Albany, 2021
Receiving Yards: 70 vs. Holy Cross, 2019
Receiving TDs: 1, four times, last vs. Wake Forest, 2020
Long Reception: 70 (TD) vs. Holy Cross, 2019
Tackles: 1, twice, last at Louisville, 2020

#88 STEVEN MAHAR, TE

Tackles: 1 at Louisville, 2020

#89 DRONDE GADSEN II, WR

Receptions: 1 vs. Albany, 2021
Receiving Yards: 10 vs. Albany, 2021

#91 ANDRE SZMYT, PK

FG Made: 4, twice, last vs. Wake Forest, 2019
FG Attempts: 4, three times, last vs. Wake Forest, 2019
Long FG: 54 at Pittsburgh, 2018
PATs Made: 8 vs. Wagner, 2018
Most Points: 18 vs. Louisville, 2018

#95 IAN HAWKINS, P

Punts: 6 at Florida State, 2021
Longest Punt: 44 yards at Florida State, 2021
Punt avg.: 33.2 yards at Florida State, 2021

#98 JAMES WILLIAMS, P

Punts: 7, twice last vs Clemson, 2021
Longest Punt: 60 yards vs Rutgers, 2021
Punts Inside 20: 4 vs Clemson, 2021
Punt avg.: 40.7 yards vs Rutgers, 2021

INDIVIDUAL NOTES • DEFENSE



#85 • DE • JOSH BLACK • 6-3 • 290 • R-SR

- Has 147 tackles, 23 tackles for loss and 8 sacks in 55 games in four-plus seasons. He tallied his first career interception against Georgia Tech in 2020.
- Had a career-best 2.5 tackles for loss and a season-best seven tackles against Rutgers this season.
- 31 consecutive starts on the defensive line.
- Squats over 700-pounds.
- Retweeted by Dwayne "The Rock" Johnson after posting a video of himself running up a wall and doing a backflip.



#0 • DT • MCKINLEY WILLIAMS • 6-4 • 285 • R-SR

- First player in team history to wear "0" after the NCAA made it an eligible number for the first time starting in 2020.
- Tied career high with five tackles against Boston College in 2020.
- In 56 games (28 starts) in four seasons, has 108 tackles (66 solo), including 19.0 for a loss and 3.5 sacks.
- Nickname is "Bear." One of the most physically-gifted players on the team (can do a back handspring).



#18 • DE • CODY ROSCOE • 6-1 • 275 • SR

- Leads the ACC and ranks eighth nationally in tackles for a loss per game (1.5). Ranks fourth nationally in sacks (7.5).
- In 18 appearances at SU, has 53 tackles (31 solo), 16.5 tackles for a loss and 9.5 sacks.
- Made his first start as a Syracuse player against Liberty.



#3 • LB • MIKEL JONES • 6-1 • 220 • SO

- Ranks ninth nationally and leads the ACC in solo tackles per game (5.9).
- Named ACC Linebacker of the Week after recording 11 tackles and 2.5 tackles for a loss against Rutgers.
- Tied for the top spot in the ACC with four interceptions and was involved in eight different takeaways, which was the most of any defensive player nationally in 2020.
- Honorable Mention All-ACC in 2020 and is on the Butkus Award Watch List in 2021.



#2 • LB • MARLOWE WAX • 6-0 • 235 • FR

- Set a career high in tackles vs Florida State with 10.
- After playing in all-11 games as a true freshman in 2020, Wax has started all seven games in 2021
- 62 tackles, 11.0 tackles for loss and six sacks in his career.
- One of his sacks resulted in a safety as he brought down NC State's Bailey Hockman resulting in a fumble out of the back of the end zone.



#7 • LB • STEFON THOMPSON • 6-1 • 235 • FR

- Tied a career high in tackles with nine vs Wake Forest.
- Recorded a career-best 4.0 TFLs at Louisville in 2020, which was the most by a Syracuse true freshman even in one game.
- Tallied 78 tackles (52 solo), including 11.0 tackles for loss, and three forced fumbles, in 16 career games for the Orange.
- Was first true freshman LB to start a season opener for the Orange since Donovin Darius in 2011, when he did it last year



#8 • CB • GARRETT WILLIAMS • 6-0 • 190 • R-FR

- Named a Freshman All-American by The Athletic in 2020.
- Ranks second in the ACC in pass breakups (6).
- Recorded his first career interception at Clemson in 2020, where he picked off Trevor Lawrence and returned it for the first career pick-six surrendered by Lawrence.



#11 • DB • JA'HAD CARTER • 6-2 • 200 • FR

- Started against Clemson after missing previous four games
- Named a freshmen All-American by Rivals in 2020
- In 13 career games, has 76 tackles, including 3.0 tackles for a loss, an interception, a forced fumble and a fumble recovery.
- No. 11 prospect out of Virginia in class of 2019 according to Rivals.



#23 • DB • JUSTIN BARRON • 6-4 • 215 • FR

- Set a career high in pass break ups with two against Wake Forest.
- 11th ranked prospect in Connecticut in the Class of 2020 according to Rivals.com.
- Switched from wide receiver to defensive back during the 2020 season.



#14 • FS • JASON SIMMONS • 6-0 • 195 • SO

- Recorded first career interception vs. Wake Forest.
- A starter in first seven games of 2021 season.
- Played in 11 games with eight starts in 2019.
- Joined the Orange after transferring from New Mexico State prior to the 2021 season.



#20 • CB • DUCE CHESTNUT • 6-0 • 195 • FR

- Has two interceptions in just seven career appearances.
- Named ACC Rookie of the Week for his debut performance against Ohio (eight tackles, 1 INT, 1 PBU)
- Two-Time *USA Today* Network All-New Jersey selection, including first-team honors in 2020

KEY RESERVES/SPECIALISTS



#9 • DE • KINGSLEY JONATHAN • 6-4 • 260 • SR

- Born in Lagos, Nigeria.
- Has tallied 86 tackles (53 solo), 18.5 tackles for loss, 12.0 sacks, three forced fumbles and two fumble recoveries in 50 career games.
- William V. Campbell Trophy semifinalist for a second time.



#19 • ROV • ROB HANNA • 6-0 • 170 • FR

- Made first collegiate start vs. Georgia Tech in 2020 after Andre Cisco's pregame injury and secured his first career interception.
- In 16 career games, recorded 73 tackles (55 solo), including 2.0 tackles for loss and a fumble recovery.
- Set new career-high with 12 tackles versus Duke in 2020.



#10 • CB • ADRIAN COLE • 5-11 • 185 • R-FR

- Made first career start against UAlbany and set a career high in pass break ups with two.
- Appeared in five games last season, making his season debut against Clemson
- Born in Ceiba, Puerto Rico.



#31 • LB • GEOFF CANTIN-ARKU • 6-4 • 230 • SO

- Set new career highs in TFLs (2.0) and sacks (2.0) at Louisville last season.
- Recorded career-best 10 tackles versus Duke in 2020.
- Fourth on Syracuse with 63 tackles a year ago.
- Rated the No. 3 overall Canadian prospect in the Class of 2019 by ESPN.



#93 • DE • CALEB OKECHUKWU • 6-4 • 265 • R-SO

- Recorded a career high in tackles against Rutgers with six
- In 19 appearances, has 30 tackles (17 solo) 3.0 tackles for a loss and 2.0 sacks
- No. 11 Prospect out of Washington D.C. in the class of 2018 according to Rivals.com

CAREER HIGHS • DEFENSE/SPECIALISTS

#0 MCKINLEY WILLIAMS, DL

Tackles: 5, twice, last vs. Boston College, 2020
TFL: 2.0, twice, last at Clemson, 2020
Sacks: 1.0, three times, last vs Rutgers, 2021
Fumble Recoveries: 1 at Wake Forest, 2018

#2 MARLOWE WAX, LB

Tackles: 10 at Florida State, 2021
TFL: 2.5 vs. NC State, 2020
Sacks: 2.0 vs. NC State, 2020
Forced Fumbles: 1, twice last vs. Albany, 2021
Fumble Recoveries: 1 at Notre Dame, 2020

#3 MIKEL JONES, LB

Tackles: 13 vs. Duke, 2020
TFL: 2.5 vs Rutgers, 2021
Sacks: 2.0 vs Liberty, 2021
Forced Fumbles: 1, three times, last at Louisville, 2020
Fumble Recoveries: 1, three times, last vs. Liberty, 2021
Interceptions: 1, four times, last vs. NC State, 2020
Pass Breakups: 1, twice. last vs. Duke, 2019

#7 STEFON THOMPSON, LB

Tackles: 9, twice, last vs Wake Forest, 2021
TFL: 4.0 at Louisville, 2020
Sacks: 2.0 vs Albany, 2021
Forced Fumbles: 2 vs Albany, 2021

#8 GARRETT WILLIAMS, DB

Tackles: 9, twice last vs. Wake Forest, 2020
TFL: 1.0 , six times, last vs. Clemson, 2021
Sacks: 1.0 vs. Wake Forest, 2020
Interceptions: 1, twice, last at Louisville, 2020
Pass Breakups: 3 at Notre Dame, 2020

#9 KINGSLEY JONATHAN, DL

Tackles: 6, twice, last vs. Wake Forest, 2020
TFL: 1.5, twice, last at Liberty, 2019
Sacks: 1.5 vs. Louisville, 2018
Forced Fumbles: 1, three times, last vs. Duke, 2020
Fumble Recoveries: 1, twice, last vs. Liberty, 2019
Pass Breakups: 1, three times, last at Clemson, 2020

#10 ADRIAN COLE, DB

Tackles: 5 at Louisville, 2020
Pass Breakups: 2 vs Albany, 2021

#11 JA'HAD CARTER, DB

Tackles: 13 vs. NC State, 2020
TFL: 2.0 vs. NC State, 2020
Interceptions: 1, twice, last at Notre Dame, 2020
Pass Breakups: 1, three times, last at Louisville, 2020
Fumble Recoveries: 1 at Louisville, 2020
Forced Fumbles: 1 vs. NC State, 2020

#14 JASON SIMMONS, DB

Tackles: 12 vs. Fresno State, 2019 *
TFL: 3 at Central Michigan, 2019 *
Forced Fumbles: at Central Michigan, 2019 *
Fumble Recoveries: 1 at Georgia Southern, 2019 *
Interceptions: 1 vs Wake Forest, 2021
Pass Breakups: 3, three times, last at Liberty, 2019 *
* - at New Mexico State

#15 NEIL NUNN, DB

Tackles: 2 at North Carolina, 2020

#16 LEON LOWERY, LB

Tackles: 3 vs. Duke, 2020
TFL: 0.5 vs. NC State, 2020

#17 STEVE LINTON, LB

Tackles: 4, twice, last vs. Duke, 2020
TFL: 1.0 vs Wake Forest, 2021
Sacks: 1.0, vs Wake Forest, 2021
Fumble Recoveries: 1 vs. Georgia Tech, 2020

#18 CODY ROSCOE, DL

Tackles: 7, twice, last vs Rutgers, 2021
TFL: 3.0, twice, last vs. Albany, 2021
Sacks: 3.0 vs Albany, 2021
Forced Fumbles: 1, six times, last vs. Liberty, 2021
Fumble Recoveries: 1 vs. Duke, 2020
Interceptions: 1 at Stephen F. Austin, 2017 *
Pass Breakups: 6 vs. Houston Baptist, 2019 *
* - at McNeese State

#19 ROB HANNA, DB

Tackles: 12 vs. Duke, 2020
TFL: 1, twice, last at Notre Dame, 2020
Fumble Recoveries: 1 vs. Duke, 2020
Interceptions: 1 vs. Georgia Tech, 2020

#20 DUCE CHESTNUT, CB

Tackles: 8 at Ohio, 2021
TFL: 1.5 vs Wake Forest, 2021
Pass Breakups: 1, twice, last vs vs Clemson, 2021
Interceptions: 1, twice, last at Florida State, 2021

#21 ANWAR SPARROW, LB

Tackles: 2 vs Albany, 2021

#23 JUSTIN BARRON, DB

Tackles: 6 vs Wake Forest, 2021
Tackles for a loss: 0.5 at Ohio, 2021
Pass Breakups: 2 vs Wake Forest, 2021

#26 AMAN GREENWOOD, DB

Tackles: 4 vs. Liberty, 2020
Pass Breakups: 1, five times, last vs. Wake Forest, 2021
Tackles for a loss: .5 vs Florida State, 2021

#31 GEOFF CANTIN-ARKU, LB

Tackles: 10 vs. Duke, 2020
TFL: 2.0, twice, last at Louisville, 2020
Sacks: 2.0, twice, last at Notre Dame, 2020
Forced Fumbles: 1, twice, last vs. NC State, 2020
Fumble Recoveries: 1 vs. Duke, 2020
Pass Breakups: 1, twice, last at Florida State, 2021

#34 ERIC COLEY, DB

Tackles: 7 at Florida State, 2019
TFL: 1.0 at Florida State, 2019
Interceptions: 1 vs. Western Michigan, 2019
Pass Breakups: 1, four times, last vs Wake Forest, 2021

#38 AJ CALABRO, DB

Tackles: 2 vs Clemson, 2021

#45 KEVIN DARTON, DL

Tackles: 2, twice, last at Louisville, 2020

#50 AARON BOLINSKY, LS

Tackles: 2 at Wake Forest, 2018
Forced Fumbles: 1 vs. Holy Cross, 2019
Fumble Recoveries: 1 at North Carolina, 2020

#52 CURTIS HARPER, DL

Tackles: 4 vs. Boston College, 2019
TFL: 1.0, twice, last vs. NC State, 2020
Sacks: 1.0 at Maryland, 2019

#54 JATIUS GEER, DL

Tackles: 1 vs. Albany, 2021

#85 JOSH BLACK, DL

Tackles: 8, vs. Liberty, 2020
TFL: 2.5 vs. Rutgers, 2021
Sacks: 2.0, twice, last vs. Pittsburgh, 2019
Fumble Recoveries: 1, twice, at Liberty, 2019
Interceptions: 1 vs. Georgia Tech, 2020
Pass Breakups: 1 at Duke, 2019
Blocked Kicks: 1, twice, last at Florida State (PAT), 2019

#90 TERRY LOCKETT, DL

Tackles: 2, twice, last vs Wake Forest 2021
Sacks: 1.0 at Florida State, 2021


#93 CALEB OKECHUKWU, DL

Tackles: 7 vs Rutgers, 2021
TFL: 1.0, three times, last at Louisville, 2020
Sacks: 1.0, at Louisville, 2020

#99 ELIJAH FUENTES-CUNDIFF, DL

Tackles: 2 vs Albany, 2021

* - from prior school

	GAME #1
	Sept. 4, 2021 // Peden Stadium Attendance: 23,904
SYRACUSE	29
OHIO	9

ATHENS, OH – Sean Tucker’s career night pushed the Orange to a season opening road win. He rushed for a career-high 181 yards on 25 carries, including a six-yard touchdown run, guiding Syracuse to a 29-9 win over Ohio. The Orange rushed for 286 total yards, while holding Ohio to 129. Tommy DeVito rushed for a six yard touchdown on Syracuse’s opening drive, giving the Orange a lead that it never conceded. DeVito completed 11-of-17 attempts for 90 yards in addition to the touchdown run. Ohio had the ball on their own one-yard line with 6:30 left in the first when Caleb Okechukwu’s safety made it 9-0 Syracuse.

After Ohio scored two field goals in the second quarter to make it a one possession game going into the second half, the Orange defense held Ohio scoreless in the third. Andre Szymt’s 20-yard field goal gave ‘Cuse a 15-6 advantage and Tucker’s six-yard touchdown extended the lead to 22-6. A Cooper Lutz touchdown run would push that lead to 29-9. Darian Chestnut’s late interception closed out the program’s 85th season-opening win.

Score by Quarters

	1st	2nd	3rd	4th	Final
Syracuse	9	3	10	7	29
Ohio	0	6	0	3	9

Scoring Summary:


1st	6:37	SU	DeVito 6 yd run (Szymt kick)
			5-67 1:52, SU 7 - OHI 0
	6:24	SU	SAFTEY
			0:06, SU 9 - OHI 0
2nd	13:33	OHI	Johnson 22 yd field goal
			12-91 5:47, SU 9 - OHI 3
	06:42	SU	Szymt 29 yd field goal
			16-61 6:46, SU 12 - OHI 3
	00:19	OHI	Johnson 30 yd field goal
			14-58 6:16, SU 12 - OHI 6
3rd	06:23	SU	Szymt 20 yd field goal
			9-24 4:18, SU 15 - OHI 6
	00:40	SU	Tucker 6 yd run (Szymt kick)
			5-73 1:41, SU 22 - OHI 6
4th	11:21	OHI	Johnson 25 yd field goal
			10-64 4:13, SU 22 - OHI 9
	05:15	SU	Lutz 11 yd run (Szymt Kick)
			9-74 6:00, SU 29 - OHI 9

	SU	OHI
FIRST DOWNS	21	20
RUSHES-YARDS (NET)	44-283	32-134
PASSING YDS (NET)	100	212
Passes Comp-Att-Int	12-18-0	23-31-1
TOTAL OFFENSE PLAYS-YARDS	62-383	63-346
Fumble Returns-Yards	0-0	0-0
Punt Returns-Yards	1-32	0-0
Kickoff Returns-Yards	6-377	5-280
Interception Returns-Yards	1-23	0-0
Punts (Number-Avg)	2-37.5	1-43
Fumbles-Lost	0-0	1-0
Penalties-Yards	4-39	0-0
Possession Time	28:23	31:37
Third-Down Conversions	8 of 12	5 of 12
Fourth-Down Conversions	0 of 0	1 of 2
Red-Zone Scores-Chances	5-5	3-3
Sacks By: Number-Yards	0-0	1-3

RUSHING: Syracuse - Tucker 25-181; DeVito 7-49; Lutz 5-25
Ohio - Tuggle 16-66; Allison 9-44; Rourke 6-26.

PASSING: Syracuse - DeVito 11-7-92; Shrader 1-1-8.
Ohio - Rourke 21-28-142; Rogers 1-1-38.

RECEIVING: Syracuse - Harris 6-29; Queeley 3-39
Ohio - Buckner 7-102; Walton 3-24; Burton 3-18.

	GAME #2
	Sept. 11, 2021 // Carrier Dome Attendance: 31,941
RUTGERS	17
SYRACUSE	7

SYRACUSE, N.Y. – Syracuse’s defense welcomed fans back to the Carrier Dome with a stellar showing in a close loss to former Big East rival Rutgers. The Orange limited the Rutgers offense to just 195 total yards of offense and a 3-15 third down conversion rate. Second year linebacker Mikel Jones led the defense with 11 total tackles and 2.5 tackles for a loss, one of them coming on a 4th down stop in the second quarter. Junior wide receiver Taj Harris extended his streak of games with a reception to 14 with a eight reception, 122 yard effort.

After a scoreless first half, Rutgers opened the scoring in the third frame with a 11 yard touchdown run by Kyle Monangai. Syracuse would respond quickly with a three-play, 75 yard drive that ended with Sean Tucker finding the endzone on a 24-yard run, 7-7. Tucker’s run was set up by a deep sideline pass from Tommy DeVito to Harris for 51 yards, Syracuse’s longest play of the game. Rutgers would regain the lead in the closing moments of the third frame with a 30-yard touchdown strike by senior quarterback Noah Verdell, 14-7.

In the fourth, a Syracuse turnover deep in their own zone allowed the Scarlett Knights to take their largest lead of the game with a 27-yard field goal by Valentino Ambrosio.

Score by Quarters

	1st	2nd	3rd	4th	Final
Rutgers	0	0	14	3	17
Syracuse	0	0	7	0	7

Scoring Summary:

3rd	6:46	RUT	Monangai 11 yd run (Ambrosio kick)
			13-63 6:15, RUT 7 - SU 0
	5:54	SU	Tucker 24 yd run (Szymt kick)
			3-75 0:52, RUT 7 - SU 7
	00:24	RUT	Haskins 30 yd pass (Ambrosio kick)
			6-41 2:55, RUT 14 - SU 7
4th	8:23	RUT	Ambrosio 27 yd field goal
			4-1 2:05, RUT 17 - OHI 7

	RUT	SU
FIRST DOWNS	16	14
RUSHES-YARDS (NET)	43-50	30-67
PASSING YDS (NET)	145	191
Passes Comp-Att-Int	22-28-0	19-32-1
TOTAL OFFENSE PLAYS-YARDS	71-195	62-258
Fumble Returns-Yards	0-0	0-0
Punt Returns-Yards	0-0	0-0
Kickoff Returns-Yards	0-0	2-48
Interception Returns-Yards	1-0	0-0
Punts (Number-Avg)	6-52.2	8-31.5
Fumbles-Lost	1-0	4-2
Penalties-Yards	4-40	8-55
Possession Time	35:56	24:04
Third-Down Conversions	3 of 14	2 of 14
Fourth-Down Conversions	2 of 4	1 of 1
Red-Zone Scores-Chances	2-4	1-1
Sacks By: Number-Yards	5-27	4-27


RUSHING: Syracuse - Tucker 13-54; DeVito 9-13.

Rutgers - Pacheco 18-44; Monangai 8-20.

PASSING: Syracuse - DeVito 15-26-149; Shrader 4-6-18.
Rutgers - Vedral 22-28-145.

RECEIVING: Syracuse - Harris 8-122; Tucker 4-27

Rutgers - Melton 9-44; Cruickshank 4-22; Haskins 3-38

	GAME #3
	Sept. 18, 2021 // Carrier Dome Attendance: 30,156
UALBANY	24
SYRACUSE	62

SYRACUSE, N.Y. – The Orange rolled past Albany, 62-24, with a show-stopping performance by freshmen running back Sean Tucker. The Maryland native scored five touchdowns, and is the first player in school history to have 100+ rushing (132) and receiving yards (121) in a single game. Syracuse exploded for 623 offensive yards, as Garrett Shrader and Tommy DeVito combined to complete 17-of-24 passing attempts for 337 yards and two touchdowns in the air.

Score by Quarters

	1st	2nd	3rd	4th	Final
Albany	10	0	0	14	24
Syracuse	21	24	10	7	62

Scoring Summary:

1st	9:57	SU	Tucker 8 yd run (Szymt kick)
			10-62 5:03, SU 7 - ALB 0
	6:35	SU	Tucker 56 yd run (Szymt kick)
			5-81 1:54, SU 14 - ALB 0
	3:21	ALB	Burns 37 yd field goal
			8-55 3:14, SU 14 - ALB 3
	2:48	ALB	Lewis 25 yd interception return (Burns kick)
			0:29, SU 14 - ALB 10
	2:07	SU	Alford 73 yd pass (Szymt kick)
			2-75 0:41, SU 21 - ALB 10
2nd	12:30	SU	Szymt 48 yd field goal
			7-39 2:23, SU 24 - ALB 10
	8:50	SU	Tucker 72 yd pass (Szymt kick)
			3-53 1:13, SU 31 - ALB 10
	7:51	SU	Tucker 12 yd run (Szymt kick)
			1-12 0:04, SU 38 - ALB 10
	0:32	SU	Shrader 2 yd run (Szymt kick)
			9-58 3:19, SU 45 - ALB 10
3rd	12:09	SU	Tucker 26 yd run (Szymt kick)
			2-27 0:28, SU 52 - ALB 10
	1:39	SU	Szymt 28 yd field goal
			9-78 4:26, SU 55 - ALB 10
4th	12:29	SU	Shrader 1 yd run (Szymt kick)
			6-40 2:17, SU 62 - ALB 10
	3:50	ALB	Carino 2 yd run (Burns kick)
			12-75 8:39, SU 62 - ALB 17
	2:23	ALB	McAdams 5 yd pass (Burns kick)
			3-21 1:25, SU 62 - ALB 24

	ALB	SU
FIRST DOWNS	11	24
RUSHES-YARDS (NET)	32-7	42-286
PASSING YDS (NET)	128	337
Passes Comp-Att-Int	14-22-0	17-24-2
TOTAL OFFENSE PLAYS-YARDS	54-135	66-623
Fumble Returns-Yards	0-0	0-0
Punt Returns-Yards	0-0	4-31
Kickoff Returns-Yards	3-37	3-45
Interception Returns-Yards	2-42	0-0
Punts (Number-Avg)	9-330	1-38
Fumbles-Lost	4-1	1-0
Penalties-Yards	8-90	16-164
Possession Time	29:38	28:15
Third-Down Conversions	4 of 14	3 of 7
Fourth-Down Conversions	0 of 0	1 of 1
Red-Zone Scores-Chances	3-3	5-6
Sacks By: Number-Yards	0-0	8-41

RUSHING: Syracuse - Tucker 13-132; Howard 6-76.

Albany - Carino 12-19; Mofor 4-10.

PASSING: Syracuse - DeVito 6-9-147; Shrader 11-15-190
Albany - Undercufferler 7-13-69; Carino 7-9-59

RECEIVING: Syracuse - Tucker 3-121; Alford 1-73
Albany - Parker, 3-46; Jabbie 4-42

	GAME #4 Sept. 24, 2021 // Carrier Dome Attendance: 29,942	
LIBERTY		21
SYRACUSE		24

SYRACUSE, NY- Syracuse ended their three game homestand in thrilling fashion. **Andre Szmyt** kicked 35-yard field goal as time expired to secure the win for the Orange over a Liberty team that won 15 of their last 16 dating back to 2019. The game winning kick was set up by a Syracuse takeaway, as **Cody Roscoe** and **Marlowe Wax** combined to force a Malik Willis fumble. **Mikel Jones** recovered, and a deep drive by the Syracuse offense drained the clock and put Szmyt in prime position to win the game.

All of the Orange's touchdowns came on the ground, as **Sean Tucker** led Syracuse with 168 rushing yards. He's now the 14th player in program history to have six or more 100-yard rushing games. Tucker's accomplished the feat in just 13 games. **Garrett Shrader** made his first start in a Syracuse jersey, as he tallied two rushing touchdowns.

Syracuse jumped out to a 14-0 lead in the first half with a Sean Tucker 27-yard touchdown run. Liberty would cut into the lead before the half ended with a seven yard touchdown, 14-7. When play resumed, Shrader ran the ball up the middle of the Liberty defense to make the score 21-7. Two unanswered Liberty scores tied the game at 21-all, before Syracuse came away with the ball and the eventual game winning drive.

Score by Quarters

Liberty	0	7	7	7	21
Syracuse	0	14	7	3	24

Scoring Summary:


2nd	13:40	SU	Shrader 1 yd run (Szmyt kick)	13-92 5:18, SU 7 - LIB 0
	09:51	SU	Tucker 27 yd run (Szmyt kick)	4-55 1:40, SU 14 - LIB 0
	01:33	LIB	Louis 7 yd pass (Barbir kick)	8-76 3:30, SU 14 - LIB 7
3rd	09:46	SU	Shrader 10 yd run (Szmyt kick)	9-74 3:46, SU 21 - LIB 7
	02:57	LIB	Daniels 23 yd pass (Barbir kick)	9-73 3:18, SU 21 - LIB 14
4th	14:31	LIB	Douglas 33 yd pass (Barbir kick)	5-75 1:27, SU 21 - LIB 21
	00:00	SU	Szmyt 35 yd field goal	7-13 3:35, SU 24 - LIB 21

	LIB	SU
FIRST DOWNS	20	22
RUSHES-YARDS (NET)	41-150	53-228
PASSING YDS (NET)	219	77
Passes Comp-Att-Int	16-21-0	6-15-0
TOTAL OFFENSE PLAYS-YARDS	62-369	68-305
Fumble Returns-Yards	0-0	0-0
Punt Returns-Yards	3-13	0-0
Kickoff Returns-Yards	2-22	0-0
Interception Returns-Yards	0-0	0-0
Punts (Number-Avg)	5-44	7-37.7
Fumbles-Lost	1-1	0-0
Penalties-Yards	7-69	5-37
Possession Time	28:39	31:21
Third-Down Conversions	5 of 12	4 of 13
Fourth-Down Conversions	0 of 1	0 of 0
Red-Zone Scores-Chances	1-3	2-3
Sacks By: Number-Yards	1-7	6-31

RUSHING: Syracuse - Tucker 32-169; Shrader 16-53
Liberty - Louis 9-59; Willis 17-49

PASSING: Syracuse- Shrader 6-15-77
Liberty- Willis 14-19-205

RECEIVING: Syracuse - Tucker 2-27; Harris 2-20
Liberty -Douglas 7-57; Daniels 4-86

	GAME #5 Oct. 2, 2021 // Doak Campbell Stadium Attendance: 56,609	
SYRACUSE		30
FLORIDA STATE		33

TALLAHASSEE, FL.- Syracuse came up short in a 33-30 loss at Florida State. The Orange trailed by 10 twice in the final 20 minutes but fought back to tie the game at 30, before the 'Noles drilled a walk-off field goal in the ACC opener. **Garrett Shrader** tied the Syracuse record for rushing TDs in a game by a quarterback (3) and **Sean Tucker** rushed for 102 yards to record his seventh career 100-yard rushing game. Shrader threw for 150 yards and one touchdown.

FSU took a 10-point lead, 30-20, early in the fourth quarter. Shrader connected with **Anthony Queely** to once again make it a three-point game with 10:35 to play. Syracuse's defense came up big with an interception by freshman **Darian Chestnut**. Rushes by Shrader and Tucker put 'Cuse in field goal range where Szmyt connected for 24 yards, 30-30. SU forced a three-and-out but were unable to get to field goal range as FSU took over with 1:03 to play. A 34-yard field goal as time expired gave FSU the win.

Score by Quarters

Syracuse	0	13	7	10	30
Florida State	3	13	7	10	33

Scoring Summary:


1st	06:12	FSU	Fitzgerald 35 yd field goal	17-48 7:10, SU 0 - FSU 3
	07:40	FSU	McDonald 14 yd pass (Fitzgerald missed kick)	5-50 1:53, SU 0 - FSU 9
	06:21	SU	Shrader 55 yd run (Szmyt missed kick)	3-67 1:13, SU 6 - FSU 9
	02:33	SU	Shrader 5 yd run (Szmyt kick)	5-60 1:38, SU 13 - FSU 9
	00:36	FSU	Helton 14 yd pass (Fitzgerald kick)	6-75 1:57, SU 13 - FSU 16
3rd	08:48	FSU	Parchment 3 yd run (Fitzgerald kick)	8-44 2:55, SU 13 - FSU 23
	00:09	SU	Shrader 1 yd run (Szmyt kick)	4-49 1:30, SU 20 - FSU 23
4th	13:24	FSU	Corbin 2 yd run (Fitzgerald kick)	5-80 1:40, SU 20 - FSU 30
	10:35	SU	Queeley 26 yd pass (Szmyt kick)	6-61 2:40, SU 27 - FSU 30
	05:17	SU	Szmyt 24 yd field goal	7-35 3:11, SU 30 - FSU 30
	00:00	FSU	Fitzgerald 34 yd field goal	7-63 1:03, SU 30 - FSU 33

	SU	FSU
FIRST DOWNS	18	22
RUSHES-YARDS (NET)	40-239	37-247
PASSING YDS (NET)	150	131
Passes Comp-Att-Int	13-21-1	22-32-1
TOTAL OFFENSE PLAYS-YARDS	63-389	69-378
Fumble Returns-Yards	0-0	0-0
Punt Returns-Yards	2-15	4-15
Kickoff Returns-Yards	6-275	6-377
Interception Returns-Yards	1-0	1-0
Punts (Number-Avg)	6-33.2	6-44.7
Fumbles-Lost	0-0	2-1
Penalties-Yards	3-28	3-30
Possession Time	29:44	30:16
Third-Down Conversions	2 of 12	6 of 15
Fourth-Down Conversions	0 of 3	2 of 2
Red-Zone Scores-Chances	3-4	6-6
Sacks By: Number-Yards	2-11	1-6

RUSHING: Syracuse - Shrader 16-143; Tucker 24-104
Florida State - Travis 19-124; Corbin 14-72

PASSING: Syracuse- Shrader 13-23-150
Florida State- Travis 22-32-131

RECEIVING: Syracuse - Jackson 6-57; Queeley 2-50
Florida State - McDonald 5-41; Ward 5-29

	GAME #6 Oct. 9, 2021 // Carrier Dome Attendance: 38,554	
WAKE FOREST		40
SYRACUSE		37

SYRACUSE, N.Y.- Syracuse quarterback **Garrett Shrader** and freshman running back **Sean Tucker** combined for 353 rushing yards and three rushing touchdowns but it was not enough as No. 19 Wake Forest defeated the Orange in overtime. Syracuse forced overtime with a 94-yard scoring drive that ended with a 28-yard touchdown pass from Shrader to Tucker with 21 seconds left, 34-34.

In overtime, Syracuse scored first, with a 38-yard field goal by Szmyt, 37-34. Wake's Sam Hartman found Perry in the back corner of the end zone with a 22-yard pass to end the game. Syracuse posted a season-high 514 yards of total offense. The Orange's 354 rushing yards were the most since 2014.

Score by Quarters

Wake Forest	3	14	9	8	6	30
Syracuse	7	14	6	7	3	33

Scoring Summary:


1st	12:06	WF	Sciba 22 yd field goal	9-75 2:49, SU 0 - WF 3
	08:28	SU	Tucker 6 yd run (Szmyt kick)	9-78 3:34, SU 7 - WF 3
2nd	14:21	SU	Queeley 24 yd pass (Szmyt kick)	11-77 5:27, SU 14 - WF 3
	11:53	WF	Perry 46 yd pass (Sciba kick)	6-77 2:21, SU 14 - WF 10
	06:49	SU	Shrader 5 yd run (Szmyt kick)	10-71 4:56, SU 21 - WF 10
	00:48	WF	Hartman 1 yd run (Sciba kick)	8-31 3:39, SU 21 - WF 17
3rd	07:57	WF	Sciba 40 yd field goal	10-20 4:56, SU 21 - WF 20
	04:32	WF	Perry 69 yd pass (Missed 2 pt conversion)	1-69 :12, SU 21 - WF 26
	02:23	SU	Tucker 14 yd run (Missed 2 pt conversion)	5-75 2:09, SU 27 - WF 26
4th	3:28	WF	Beal-Smith 10 yd run (Hartman pass)	11-73 3:45, SU 27 - WF 34
	00:21	SU	Tucker 28 yd pass (Szmyt kick)	11-94 2:00, SU 34 - WF 34
OT	00:00	SU	Szmyt 38 yd field goal	6-5 00:00, SU 37 - WF 34
	00:00	WF	Perry 22 yd pass	2-25 00:00, SU 37 - WF 40

	WF	SU
FIRST DOWNS	21	33
RUSHES-YARDS (NET)	37-96	58-354
PASSING YDS (NET)	330	160
Passes Comp-Att-Int	19-32-1	15-27-0
TOTAL OFFENSE PLAYS-YARDS	69-426	85-514
Fumble Returns-Yards	0-0	0-0
Punt Returns-Yards	2-15	3-31
Kickoff Returns-Yards	4-88	6-104
Interception Returns-Yards	0-0	1-4
Punts (Number-Avg)	5-45.6	6-30.8
Fumbles-Lost	0-0	1-1
Penalties-Yards	4-45	3-30
Possession Time	26:10	33:50
Third-Down Conversions	6 of 14	7 of 15
Fourth-Down Conversions	1 of 1	0 of 0
Red-Zone Scores-Chances	4-4	4-4
Sacks By: Number-Yards	2-16	2-19

RUSHING: Syracuse - Shrader 29-178; Tucker 26-153
Wake Forest - Beal-Smith 17-63; Turner 5-14

PASSING: Syracuse- Shrader 15-27-160
Wake Forest- Hartman 19-32-330

RECEIVING: Syracuse - Jackson 5-64; Queeley 2-32
Wake Forest - Perry 3-137; Roberson 9-135

	GAME #7	
	Oct. 15, 2021 // Carrier Dome Attendance: 36,670	
CLEMSON	17	
SYRACUSE	14	

SYRACUSE, NY- For the fourth-straight week, Syracuse came down to the wire. However, the Orange ended up on the wrong side of their bid to defeat Clemson, falling 17-14 after a game-tying field goal attempt missed in the final minute.

Sean Tucker tied a school record with his fifth-straight 100-yard rushing game. He finished with 22 carries for 157 yards and improved his season total to 948 yards. It's the 20th best single-season rushing total in program history through just seven weeks.

Clemson struck first after a scoreless first quarter. DJ Uiagalelei threw a 19-yard touchdown pass to Joseph Ngata with 9:06 to go before half. Syracuse responded with a touchdown of their own to tie the game with a Shrader two-yard rush. Clemson went ahead with a Kobe Pace rushing touchdown with nine seconds remaining, 14-7.

Clemson's Potter had a 40-yard field goal with 9:22 to play in regulation to give the Tigers a 17-7 lead, but Syracuse again made things interesting late. Shrader delivered a 62-yard touchdown strike through a big hit to Trebor Pena. It was Pena's first collegiate touchdown reception.

A huge stop by the Orange defense put the ball back in Shrader's hands as 'Cuse stormed down the field but a missed their 48-yard attempt on fourth and one sealed the game in favor of the visitors with 39 seconds to go.

Score by Quarters

	1st	2nd	3rd	4th	Final
Clemson	0	14	0	3	17
Syracuse	0	7	0	7	14

Scoring Summary:

2nd	9:06	CLE	Ngata 19 yd pass (Potter kick) 12-87 6:57, CLE 7 - SU 0
	5:33	SU	Shrader 2 yd run (Szmyt kick) 10-91 3:28, CLE 7 - SU 7
	00:09	CLE	Pace 2 yd run (Potter kick) 13-58 1:57, CLE 14 - SU 7
4th	9:22	CLE	Potter 40 yd field goal 7-4 2:31, CLE 17 - SU 7
	7:18	SU	Pena 62 yd pass 5-75 2:04, CLE 17 - SU 14

	CLE	SU
FIRST DOWNS	20	18
RUSHES-YARDS (NET)	37-116	30-165
PASSING YDS (NET)	198	191
Passes Comp-Att-Int	22-36-0	17-37-1
TOTAL OFFENSE PLAYS-YARDS	73-314	67-356
Fumble Returns-Yards	0-0	0-0
Punt Returns-Yards	3-0	5-29
Kickoff Returns-Yards	2-47	2-32
Interception Returns-Yards	1-7	0-0
Punts (Number-Avg)	8-43.6	7-39.9
Fumbles-Lost	2-0	0-0
Penalties-Yards	7-60	8-77
Possession Time	32:59	27:01
Third-Down Conversions	5 of 15	5 of 15
Fourth-Down Conversions	1 of 2	2 of 2
Red-Zone Scores-Chances	2-2	1-2
Sacks By: Number-Yards	2-4	2-11

RUSHING: Syracuse - Tucker 22-157; Shrader 7-6
Clemson- Pace 14-76; Mafah 9-30

PASSING: Syracuse - Shrader 17-37-191
Clemson- Uiagalelei 21-34-181

RECEIVING: Syracuse - Pena 1-62; Jackson 4-29
Clemson- Ross 5-51; Allen 8-49

TEAM STATS

Team Statistics

	SYR	OPP
Scoring	203	161
Points per game	29.0	23.0
Points Off Turnovers	13	17
First Downs	150	129
Rushing	84	57
Passing	56	57
Penalty	10	15
Rushing Yardage	1622	799
Yards gained rushing	1766	1029
Yards lost rushing	144	230
Rushing attempts	297	258
Average per rush	5.5	3.1
Average per game	231.7	114.1
TDs Rushing	20	7
Passing Yardage	1206	1363
Comp-Att-Int	99-176-5	138-202-3
Average per pass	6.9	6.7
Average per catch	12.2	9.9
Average per game	172.3	194.7
TDs Passing	6	11
Total offense	2828	2162
Total plays	473	460
Average per play	6.0	4.7
Average per game	404.0	308.9
Kick returns: #-Yards	22-440	20-322
Punt returns: #-Yards	17-141	14-52
Int returns: #-Yards	3-27	5-49
Kick return average	20.0	16.1
Punt return average	8.3	3.7
Int return average	9.0	9.8
Fumbles-Lost	8-3	8-2
Penalties-Yards	47-430	33-334
Average per game	61.4	47.7
Punts-Yards	37-1292	41-1751
Average per punt	34.9	42.7
Net punt average	34.4	39.2
Kickoffs-Yards	38-2365	36-2085
Average per kick	62.2	57.9
Net kick average	42.4	36.1
Time of possession / game	31:05	31:03
3rd-down conversion	31/89	34/97
3rd-down pct	35%	35%
4rd-down conversion	4/7	7/11

INDIVIDUAL STATS

Rushing

Player	gp	att	gain	loss	net	avg	td	lg	avg/g
Sean Tucker	7	155	972	24	948	6.1	9	56	135.4
Garrett Shrader	7	82	469	51	418	5.1	9	55	59.7
Tommy Devito	3	21	123	33	90	4.3	1	20	30.0
Jarveon Howard	3	7	79	0	79	11.3	0	50	26.3
Abdul Adams	6	13	57	1	56	4.3	0	15	9.3
Cooper Lutz	7	12	55	1	54	4.5	1	11	7.7
Courtney Jackson	7	3	11	0	11	3.7	0	7	1.6
Team	7	3	0	34	-34	-11.3	0	0	-4.9
Total	7	297	1766	144	1622	5.5	20	56	231.7
Opponents	7	258	1029	230	799	3.1	7	65	114.1

Passing

Player	gp	effic	comp-att-int	pct	yds	td	lg	avg/g
Garrett Shrader	7	117.9	67-124-3	54.0	818	5	72	116.9
Tommy Devito	3	122.9	32-52-2	61.5	388	1	73	129.3
Total	7	119.4	99-176-5	56.3	1206	6	73	172.3
Opponents	7	140.0	138-202-3	68.3	1363	11	69	194.7

Receiving

Player	gp	no.	yds	avg	td	lg	avg/g
Courtney Jackson	7	20	207	10.4	0	29	29.6
Taj Harris	3	16	171	10.7	0	51	57.0
Sean Tucker	7	14	224	16.0	2	72	32.0
Anthony Queeley	7	11	166	15.1	2	26	23.7
Sharod Johnson	7	10	100	10.0	0	17	14.3
Damien Alford	7	7	148	21.1	1	73	21.1
Devaughn Cooper	6	6	49	8.2	0	21	8.2
Luke Benson	6	4	17	4.3	0	6	2.8
Abdul Adams	6	3	6	2.0	0	11	1.0
Cooper Lutz	7	2	9	4.5	0	6	1.3
Trebor Pena	6	2	69	34.5	1	62	11.5
Chris Elmore	3	1	10	10.0	0	10	3.3
Maximilian Mang	7	1	12	12.0	0	12	1.7
Jarveon Howard	3	1	8	8.0	0	8	2.7
Oronde Gadsden II	5	1	10	10.0	0	10	2.0
Total	7	99	1206	12.2	6	73	172.3
Opponents	7	138	1363	9.9	11	69	194.7

Punt Returns

Player	no.	yds	avg	td	lg
Trebor Pena	16	116	7.3	0	32
Courtney Jackson	1	25	25.0	0	25
Total	17	141	8.3	0	32
Opponents	14	52	3.7	0	15

Interceptions

Player	no.	yds	avg	td	lg
Darian Chestnut	2	23	11.5	0	23
Jason Simmons Jr.	1	4	4.0	0	4
Total	3	27	9.0	0	23
Opponents	5	49	9.8	1	25

Kick Returns

Player	no.	yds	avg	td	lg
Trebor Pena	16	370	23.1	0	39
Kevon Darton	3	24	8.0	0	13
Chris Elmore	1	14	14.0	0	14
Cooper Lutz	1	17	17.0	0	17
Maximilian Mang	1	15	15.0	0	15
Total	22	440	20.0	0	39
Opponents	20	322	16.1	0	27

Fumble Returns

Player	no.	yds	avg	td	lg
Total	0	0	0.0	0	0
Opponents	0	0	0.0	0	0

INDIVIDUAL STATS

Scoring

Player	td	fg	PAT						pts
			kick	rush	rcv	pass	dxp	saf	
Sean Tucker	11	-	-	-	-	-	-	-	66
Garrett Shrader	9	-	-	-	-	-	-	-	54
Andre Szmyt	-	7-11	24-25	-	-	-	-	-	45
Anthony Queeley	2	-	-	-	-	-	-	-	12
Tommy Devito	1	-	-	-	-	-	-	-	6
Cooper Lutz	1	-	-	-	-	-	-	-	6
Damien Alford	1	-	-	-	-	-	-	-	6
Trebor Pena	1	-	-	-	-	-	-	-	6
Total	26	7-11	24-25	0	0	0	0	1	203
Opponents	19	10-13	15-16	0	1	1	0	0	161

Field Goals

Player	fg	pct.	01-19	20-29	30-39	40-49	50-99	lg	blk
Andre Szmyt	7-11	63.6	0-0	4-4	2-2	1-4	0-1	48	0
Opponents	10-13	76.9	0-0	4-5	4-5	2-2	0-1	40	0

FG Sequence

Team Name	Syracuse	Opponents
Ohio	(29),(20)	50,(22),(30),(25)
Rutgers	43	29,(27)
Albany (NY)	(48),(28)	(37)
Liberty	52,(35)	36
Florida St.	(24)	(35),(34)
Wake Forest		(22)

Numbers in (parentheses) indicate field goal was made

Total Offense

Player	g	plays	rush	pass	total	avg/g
Garrett Shrader	7	206	418	818	1236	176.6
Sean Tucker	7	155	948	0	948	135.4
Tommy Devito	3	73	90	388	478	159.3
Jarveon Howard	3	7	79	0	79	26.3
Abdul Adams	6	13	56	0	56	9.3
Cooper Lutz	7	12	54	0	54	7.7
Courtney Jackson	7	3	11	0	11	1.6
Team	7	0	-34	0	-34	-4.9
Total	7	473	1622	1206	2828	404.0
Opponents	7	460	799	1363	2162	308.9

Punting

Player	no.	yds	avg	lg	tb	fc	i20	50+	blk
James Williams	30	1085	36.2	60	0	8	9	2	1
Ian Hawkins	6	199	33.2	44	0	1	0	0	0
Colby Barker	1	8	8.0	8	0	0	0	0	0
Total	37	1292	34.9	60	0	9	9	2	1
Opponents	41	1751	42.7	69	1	11	12	10	0

Kickoffs

Player	no.	yds	avg	tb	ob	retn	net	ydln
Andre Szmyt	34	2117	62.3	8	1			
James Williams	4	248	62.0	2	0			
Total	38	2365	62.2	10	1	19	42.4	22
Opponents	36	2085	57.9	11	0	22	36.1	28

SYRACUSE GAME-BY-GAME

Date	Opponent	Rushing				Receiving				Passing				Kick Returns				Punt Returns				tot off		
		no.	yds	td	lg	no.	yds	td	lg	cmp	att	int	yds	td	lg	no.	yds	td	lg	no.	yds		td	lg
09/04/2021	at Ohio	44	283	3	47	12	100	0	21	12	18	0	100	0	21	5	92	0	30	1	32	0	32	383
09/11/2021	Rutgers	30	67	1	24	19	191	0	51	19	32	1	191	0	51	2	48	0	24	2	3	0	8	258
09/18/2021	Albany (NY)	42	286	6	56	17	337	2	73	17	24	2	337	2	73	3	45	0	17	4	31	0	25	623
09/24/2021	Liberty	53	228	3	27	6	77	0	19	6	15	0	77	0	19	0	0	0	0	0	0	0	0	305
10/02/2021	at Florida St.	40	239	3	55	13	150	1	26	13	23	1	150	1	26	4	119	0	39	2	15	0	8	389
10/09/2021	Wake Forest	58	354	3	24	15	160	2	29	15	27	0	160	2	29	6	104	0	22	3	31	0	16	514
10/15/2021	Clemson	30	165	1	54	17	191	1	62	17	37	1	191	1	62	2	32	0	19	5	29	0	12	356
Syracuse		297	1622	20	56	99	1206	6	73	99	176	5	1206	6	73	22	440	0	39	17	141	0	32	2828
Opponents		258	799	7	65	138	1363	11	69	138	202	3	1363	11	69	20	322	0	27	14	52	0	15	2162

Syracuse Averages

Games	Avg/ rush	Avg/ catch	Pass effc	KR avg	PR avg	All purpose avg/game	Total offense avg/game
7	5.5	12.2	119.4	20.0	8.3	490.9	404.0

Date	Opponent	Tackles			Sacks	Fumble	Pass Defense			blkd kick	PAT attempts			off				
		ua	a	total			tfl-yds	no-yds	ff		fr-yds	int-yds	qbh	brup	kick	rush	rcv	saf
09/04/2021	at Ohio	31	42	73	5.0-10	0-0	0	0-0	1-23	3	2	0	3-3	0	0	1	0	29
09/11/2021	Rutgers	49	28	77	13.0-50	4-27	0	0-0	0-0	0	0	0	1-1	0	0	0	0	7
09/18/2021	Albany (NY)	43	6	49	14.0-51	8-41	3	1-0	0-0	1	3	0	8-8	0	0	0	7	62
09/24/2021	Liberty	52	8	60	7.0-32	6-31	1	1-0	0-0	0	3	0	3-3	0	0	0	3	24
10/02/2021	at Florida St.	35	40	75	4.0-18	2-11	0	0-0	1-0	2	2	0	3-4	0	0	0	3	30
10/09/2021	Wake Forest	33	44	77	5.0-24	3-20	0	0-0	1-4	3	5	0	4-4	0	0	0	0	37
10/15/2021	Clemson	53	8	61	2.0-11	2-11	0	0-0	0-0	4	2	0	2-2	0	0	0	0	14
Syracuse		296	176	472	50.0-196	25-141	4	2-0	3-27	13	17	0	24-25	0	0	1	13	203
Opponents		308	172	480	32.0-103	15-71	3	5-0	5-49	10	20	1	15-16	0	1	0	17	161

Date	Opponent	Punting								Field Goals			Kickoffs					
		no.	yds	avg	long	blkd	tb	fc	50+	i20	md-att	long	blkd	no.	yds	avg	tb	ob
09/04/2021	at Ohio	2	75	37.5	40	0	0	1	0	2	2-2	29	0	6	377	62.8	1	0
09/11/2021	Rutgers	8	252	31.5	60	1	0	1	1	2	0-1	0	0	2	116	58.0	1	0
09/18/2021	Albany (NY)	1	38	38.0	38	0	0	0	0	0	2-2	48	0	11	686	62.4	4	0
09/24/2021	Liberty	7	264	37.7	55	0	0	0	1	0	1-2	35	0	4	247	61.8	0	0
10/02/2021	at Florida St.	6	199	33.2	44	0	0	1	0	0	1-1	24	0	6	365	60.8	2	1
10/09/2021	Wake Forest	6	185	30.8	37	0	0	3	0	1	1-2	38	0	6	382	63.7	1	0
10/15/2021	Clemson	7	279	39.9	48	0	0	3	0	4	0-1	0	0	3	192	64.0	1	0
Syracuse		37	1292	34.9	60	1	0	9	2	9	7-11	48	0	38	2365	62.2	10	1
Opponents		41	1751	42.7	69	0	1	11	10	12	10-13	40	0	36	2085	57.9	11	0

OPPONENT GAME-BY-GAME

Date	Opponent	Rushing				Receiving				Passing				Kick Returns				Punt Returns				tot off		
		no.	yds	td	lg	no.	yds	td	lg	cmp	att	int	yds	td	lg	no.	yds	td	lg	no.	yds		td	lg
09/04/2021	at Ohio	32	134	0	13	23	212	0	39	23	31	1	212	0	39	5	83	0	27	0	0	0	0	346
09/11/2021	Rutgers	42	50	1	11	22	145	1	30	22	28	0	145	1	30	1	6	0	6	2	9	0	15	195
09/18/2021	Albany (NY)	32	7	1	13	14	128	1	30	14	22	0	128	1	30	3	37	0	19	0	0	0	0	135
09/24/2021	Liberty	41	150	0	30	16	219	3	35	16	21	0	219	3	35	2	22	0	11	3	13	0	10	369
10/02/2021	at Florida St.	37	247	2	65	22	131	2	14	22	32	1	131	2	14	3	39	0	16	4	15	0	12	378
10/09/2021	Wake Forest	37	95	2	11	19	330	3	69	19	32	1	330	3	69	4	88	0	26	2	15	0	8	425
10/15/2021	Clemson	37	116	1	15	22	198	1	23	22	36	0	198	1	23	2	47	0	24	3	0	0	6	314
Opponents		258	799	7	65	138	1363	11	69	138	202	3	1363	11	69	20	322	0	27	14	52	0	15	2162
Syracuse		297	1622	20	56	99	1206	6	73	99	176	5	1206	6	73	22	440	0	39	17	141	0	32	2828

Opponents Averages

Games	Avg/ rush	Avg/ catch	Pass effic	KR avg	PR avg	All purpose avg/game	Total offense avg/game
7	3.1	9.9	140.0	16.1	3.7	369.3	308.9

Date	Opponent	Tackles			Sacks	Fumble	Pass Defense			blkd	PAT attempts			off				
		ua	a	total	tfl-yds	no-yds	ff	fr-yds	int-yds	qbh	brup	kick	kick	rush	rcv	saf	t/o	pts
09/04/2021	at Ohio	27	54	81	2.0-5	1-3	0	0-0	0-0	1	0	0	0-0	0	0	0	0	9
09/11/2021	Rutgers	41	16	57	8.0-37	6-34	2	2-0	1-0	0	3	1	2-2	0	0	0	3	17
09/18/2021	Albany (NY)	50	10	60	3.0-3	1-0	0	2-0	2-42	0	2	0	3-3	0	0	0	7	24
09/24/2021	Liberty	50	10	60	7.0-20	1-7	0	0-0	0-0	2	2	0	3-3	0	0	0	0	21
10/02/2021	at Florida St.	31	46	77	3.0-9	1-6	0	0-0	1-0	1	3	0	3-4	0	0	0	0	33
10/09/2021	Wake Forest	62	28	90	7.0-25	3-17	1	1-0	0-0	2	2	0	2-2	0	1	0	0	40
10/15/2021	Clemson	47	8	55	2.0-4	2-4	0	0-0	1-7	4	8	0	2-2	0	0	0	7	17
Opponents		308	172	480	32.0-103	15-71	3	5-0	5-49	10	20	1	15-16	0	1	0	17	161
Syracuse		296	176	472	50.0-196	25-141	4	2-0	3-27	13	17	0	24-25	0	0	1	13	203

Date	Opponent	Punting								Field Goals			Kickoffs					
		no.	yds	avg	long	blkd	tb	fc	50+	i20	md-att	long	blkd	no.	yds	avg	tb	ob
09/04/2021	at Ohio	1	43	43.0	43	0	0	0	0	0	3-4	30	0	5	280	56.0	0	0
09/11/2021	Rutgers	6	313	52.2	69	0	0	1	4	5	1-2	27	0	4	259	64.8	2	0
09/18/2021	Albany (NY)	9	330	36.7	49	0	0	3	0	2	1-1	37	0	5	244	48.8	1	0
09/24/2021	Liberty	5	220	44.0	53	0	0	3	1	1	0-1	0	0	4	260	65.0	4	0
10/02/2021	at Florida St.	6	268	44.7	49	0	0	2	0	0	2-2	35	0	6	377	62.8	2	0
10/09/2021	Wake Forest	5	228	45.6	58	0	0	1	2	2	2-2	40	0	8	409	51.1	1	0
10/15/2021	Clemson	9	349	38.8	58	0	1	1	3	2	1-1	40	0	4	256	64.0	1	0
Opponents		41	1751	42.7	69	0	1	11	10	12	10-13	40	0	36	2085	57.9	11	0
Syracuse		37	1292	34.9	60	1	0	9	2	9	7-11	48	0	38	2365	62.2	10	1

PASSING GAME-BY-GAME

#13 Tommy Devito	Comp	Att	Int	Pct	Yards	TD	Long	Sacked	Effic.
Ohio	11	17	0	64.7	92	0	21	1-3	110.2
Rutgers	15	26	1	57.7	149	0	51	5-30	98.1
Albany (NY)	6	9	1	66.7	147	1	73	0-0	218.3
Totals	32	52	2	61.5	388	1	73	6-33	122.9

#16 Garrett Shrader	Comp	Att	Int	Pct	Yards	TD	Long	Sacked	Effic.
Ohio	1	1	0	100.0	8	0	8	0-0	167.2
Rutgers	4	6	0	66.7	42	0	18	1-4	125.5
Albany (NY)	11	15	1	73.3	190	1	72	0-0	188.4
Liberty	6	15	0	40.0	77	0	19	1-7	83.1
Florida St.	13	23	1	56.5	150	1	26	1-6	117.0
Wake Forest	15	27	0	55.6	160	2	29	3-17	129.8
Clemson	17	37	1	45.9	191	1	62	2-4	92.8
Totals	67	124	3	54.0	818	5	72	8-38	117.9

RUSHING GAME-BY-GAME

Rushing

Player	No-Yds/TD	Ohio	RU	ANY	Lib	FSU	Wake	Clem
Sean Tucker	155-948/9	25-181/1	13-54/1	13-132/4	32-169/1	24-102/0	26-153/2	22-157/0
Garrett Shrader	82-418/9	1-8/0	4-6/0	9-42/2	16-53/2	16-137/3	29-178/1	7-6/1
Tommy Devito	21-90/1	7-49/1	9-13/0	5-28/0	DNP	DNP	DNP	DNP
Abdul Adams	13-56/0	3-19/0	-	7-25/0	2-10/0	-	DNP	1-2/0
Cooper Lutz	12-54/1	5-25/1	4-6/0	1-7/0	-	-	2-16/0	-
Jarveon Howard	7-79/0	1-3/0	DNP	6-76/0	-	DNP	DNP	DNP
Courtney Jackson	3-11/0	1-0/0	-	-	1-4/0	-	1-7/0	-
Taj Harris	1-0/0	-	-	DNP	1-0/0	DNP	DNP	DNP

Receiving

Player	No-Yds/TD	Ohio	RU	ANY	Lib	FSU	Wake	Clem
Courtney Jackson	20-207/0	-	2-10/0	3-47/0	-	6-57/0	5-64/0	4-29/0
Taj Harris	16-171/0	6-29/0	8-122/0	DNP	2-20/0	DNP	DNP	DNP
Sean Tucker	14-224/2	-	4-27/0	3-121/1	2-27/0	-	3-29/1	2-20/0
Anthony Queeley	11-166/2	3-39/0	-	2-25/0	-	2-50/1	2-32/1	2-20/0
Sharod Johnson	10-100/0	2-24/0	2-18/0	1-11/0	-	1-11/0	1-10/0	3-26/0
Damien Alford	7-148/1	-	-	1-73/1	1-19/0	2-29/0	1-3/0	2-24/0
Devaughn Cooper	6-49/0	DNP	-	3-26/0	-	1-3/0	1-15/0	1-5/0
Luke Benson	4-17/0	-	1-5/0	2-12/0	DNP	-	1-0/0	-
Abdul Adams	3-6/0	-	-	-	1-11/0	1-0/0	DNP	1-5/0
Trebor Pena	2-69/1	-	-	-	DNP	-	1-7/0	1-62/1
Cooper Lutz	2-9/0	-	2-9/0	-	-	-	-	-
Maximilian Mang	1-12/0	-	-	1-12/0	-	-	-	-
Chris Elmore	1-10/0	DNP	DNP	DNP	DNP	-	-	1-10/0
Oronde Gadsden II	1-10/0	-	-	1-10/0	-	-	DNP	DNP
Jarveon Howard	1-8/0	1-8/0	DNP	-	-	DNP	DNP	DNP

RECEIVING GAME-BY-GAME

Receiving

Player	No-Yds/TD	Ohio	RU	ANY	Lib	FSU	Wake	Clem
Courtney Jackson	20-207/0	-	2-10/0	3-47/0	-	6-57/0	5-64/0	4-29/0
Taj Harris	16-171/0	6-29/0	8-122/0	DNP	2-20/0	DNP	DNP	DNP
Sean Tucker	14-224/2	-	4-27/0	3-121/1	2-27/0	-	3-29/1	2-20/0
Anthony Queeley	11-166/2	3-39/0	-	2-25/0	-	2-50/1	2-32/1	2-20/0
Sharod Johnson	10-100/0	2-24/0	2-18/0	1-11/0	-	1-11/0	1-10/0	3-26/0
Damien Alford	7-148/1	-	-	1-73/1	1-19/0	2-29/0	1-3/0	2-24/0
Devaughn Cooper	6-49/0	DNP	-	3-26/0	-	1-3/0	1-15/0	1-5/0
Luke Benson	4-17/0	-	1-5/0	2-12/0	DNP	-	1-0/0	-
Abdul Adams	3-6/0	-	-	-	1-11/0	1-0/0	DNP	1-5/0
Trebor Pena	2-69/1	-	-	-	DNP	-	1-7/0	1-62/1
Cooper Lutz	2-9/0	-	2-9/0	-	-	-	-	-
Maximilian Mang	1-12/0	-	-	1-12/0	-	-	-	-
Chris Elmore	1-10/0	DNP	DNP	DNP	DNP	-	-	1-10/0
Oronde Gadsden II	1-10/0	-	-	1-10/0	-	-	DNP	DNP
Jarveon Howard	1-8/0	1-8/0	DNP	-	-	DNP	DNP	DNP

RETURNS GAME-BY-GAME

Punt Returns

Player	No-Yds	Ohio	RU	ANY	Lib	FSU	Wake	Clem
Trebor Pena	16-116	1-32	2-3	3-6	DNP	2-15	3-31	5-29
Courtney Jackson	1-25	-	-	1-25	-	-	-	-

Kick Returns

Player	No-Yds	Ohio	RU	ANY	Lib	FSU	Wake	Clem
Trebor Pena	16-370	3-81	2-48	-	DNP	4-119	5-90	2-32
Kevon Darton	3-24	2-11	-	1-13	-	-	-	-
Cooper Lutz	1-17	-	-	1-17	-	-	-	-
Maximilian Mang	1-15	-	-	1-15	-	-	-	-
Chris Elmore	1-14	DNP	DNP	DNP	DNP	-	1-14	-

Interceptions Returns

Player	No-Yds	Ohio	RU	ANY	Lib	FSU	Wake	Clem
Darian Chestnut	2-23	1-23	-	-	-	1-0	-	-
Jason Simmons Jr.	1-4	-	-	-	-	-	1-4	-

Fumble Returns

Player	No-Yds	Ohio	RU	ANY	Lib	FSU	Wake	Clem
--------	--------	------	----	-----	-----	-----	------	------

TACKLES GAME-BY-GAME

Total Tackles

Player	S-A	Total	Ohio	RU	ANY	Lib	FSU	Wake	Clem
Mikel Jones	41-25	66	2-8	8-4	7-0	9-0	5-5	0-7	10-1
Stefon Thompson	28-15	43	2-3	4-4	3-1	3-0	5-4	6-3	5-0
Jason Simmons Jr.	21-12	33	1-2	3-1	2-0	4-2	3-3	5-2	3-2
Cody Roscoe	18-15	33	1-3	4-3	4-0	6-0	1-4	0-5	2-0
Garrett Williams	23-9	32	3-1	4-4	DNP	2-0	3-2	4-2	7-0
Marlowe Wax	19-10	29	2-2	3-0	3-0	2-0	4-6	3-1	2-1
Darian Chestnut	19-9	28	5-3	2-3	1-0	5-0	2-1	3-2	1-0
Geoff Cantin-Arku	16-11	27	2-5	2-0	3-0	5-1	2-1	0-3	2-1
Josh Black	14-13	27	2-1	5-2	2-0	1-1	1-3	1-4	2-2
Justin Barron	10-13	23	0-3	-	1-1	3-1	1-4	2-4	3-0
Rob Hanna	12-6	18	2-2	2-2	-	2-0	1-0	2-2	3-0
Caleb Okechukwu	8-8	16	1-1	3-3	1-0	3-0	0-2	0-2	-
Ja'Had Carter	10-3	13	2-3	4-0	DNP	DNP	DNP	DNP	4-0
Curtis Harper	7-3	10	1-2	1-0	2-0	1-1	DNP	-	2-0
Eric Coley	5-4	9	-	-	0-1	2-1	2-1	1-1	-
McKinley Williams	5-4	9	DNP	1-1	1-0	1-0	-	1-3	1-0
Adrian Cole	8-0	8	1-0	3-0	2-0	1-0	DNP	-	1-0
Terry Lockett	3-4	7	0-1	-	2-0	DNP	1-1	0-2	-
Cooper Lutz	4-1	5	1-1	-	-	1-0	1-0	1-0	-
Aman Greenwood	3-2	5	DNP	DNP	1-0	DNP	1-1	1-1	DNP
Kingsley Jonathan	3-2	5	-	-	-	1-1	1-0	-	1-1
Kevon Darton	2-3	5	1-0	0-1	0-1	-	0-1	-	1-0
AJ Calabro	3-0	3	DNP	-	-	DNP	DNP	1-0	2-0
Ben Labrosse	2-1	3	2-1	DNP	DNP	DNP	DNP	DNP	DNP
Abdul Adams	2-0	2	-	-	1-0	-	1-0	DNP	-
Steve Linton	2-0	2	DNP	DNP	DNP	DNP	-	2-0	-
Leon Lowery	2-0	2	DNP	DNP	2-0	DNP	DNP	DNP	DNP
Anwar Sparrow	1-1	2	DNP	DNP	1-1	DNP	-	-	DNP
Elijah Fuentes-Cundiff	1-1	2	DNP	-	1-1	DNP	DNP	DNP	DNP
Sean Tucker	1-0	1	-	-	-	-	-	-	1-0
Jatius Geer	1-0	1	DNP	DNP	1-0	DNP	DNP	DNP	DNP
Oronde Gadsden II	1-0	1	-	-	1-0	-	-	DNP	DNP
Anthony Queeley	1-0	1	-	-	1-0	-	-	-	-
Aaron Bolinsky	0-1	1	-	-	-	-	0-1	-	-

TACKLES FOR LOSS GAME-BY-GAME

Player	UA-A	Total	Ohio	RU	ANY	Lib	FSU	Wake	Clem
Cody Roscoe	8-5	10.5	-	3.0-4	3.0-14	2.0-8	-	1.5-11	1.0-6
Mikel Jones	5-3	6.5	1.0-3	2.5-7	1.0-2	2.0-7	-	-	-
Marlowe Wax	5-1	5.5	0.5-1	1.0-3	2.0-10	1.0-2	-	1.0-3	-
Josh Black	4-2	5.0	-	2.5-7	1.0-4	-	1.5-5	-	-
Stefon Thompson	3-1	3.5	-	0.5-3	2.0-8	-	-	-	1.0-5
Geoff Cantin-Arku	2-2	3.0	-	1.0-4	1.0-1	0.5-7	-	0.5-6	-
Kingsley Jonathan	2-1	2.5	-	-	-	1.5-8	1.0-10	-	-
Garrett Williams	2-0	2.0	1.0-1	1.0-8	DNP	-	-	-	-
Terry Lockett	2-0	2.0	-	-	1.0-5	DNP	1.0-1	-	-
Caleb Okechukwu	1-2	2.0	1.0-1	0.5-4	-	-	-	0.5-3	-
Curtis Harper	1-1	1.5	0.5-2	-	1.0-5	-	DNP	-	-
Jason Simmons Jr.	1-1	1.5	-	-	1.0-1	-	-	0.5-0	-
Jatius Geer	1-0	1.0	DNP	DNP	1.0-1	DNP	DNP	DNP	DNP
McKinley Williams	1-0	1.0	DNP	1.0-10	-	-	-	-	-
Steve Linton	1-0	1.0	DNP	DNP	DNP	DNP	-	1.0-1	-
Aman Greenwood	0-1	0.5	DNP	DNP	-	DNP	0.5-2	-	DNP
Justin Barron	0-1	0.5	0.5-1	-	-	-	-	-	-
Darian Chestnut	0-1	0.5	0.5-1	-	-	-	-	-	-

SACKS GAME-BY-GAME

Player	UA-A	Total	Ohio	RU	ANY	Lib	FSU	Wake	Clem
Cody Roscoe	6-3	7.5	-	0.5-2	3-14	2-8	-	1-10	1-6
Stefon Thompson	3-1	3.5	-	0.5-3	2-8	-	-	-	1-5
Marlowe Wax	3-0	3	-	1-3	1-9	1-2	-	-	-
Mikel Jones	2-0	2	-	-	-	2-7	-	-	-
Terry Lockett	2-0	2	-	-	1-5	DNP	1-1	-	-
Kingsley Jonathan	1-1	1.5	-	-	-	0.5-7	1-10	-	-
McKinley Williams	1-0	1	DNP	1-10	-	-	-	-	-
Steve Linton	1-0	1	DNP	DNP	DNP	DNP	-	1-1	-
Curtis Harper	1-0	1	-	-	1-5	-	DNP	-	-
Geoff Cantin-Arku	0-2	1	-	-	-	0.5-7	-	0.5-6	-
Caleb Okechukwu	0-2	1	-	0.5-4	-	-	-	0.5-3	-
Josh Black	0-1	0.5	-	0.5-5	-	-	-	-	-

KICKING GAME-BY-GAME

Opponent	Andre Szmyt FG-FGA/Yds (Miss)	PATs
Ohio	2-2/29, 20	3-3
Rutgers	0-1/(43)	1-1
Albany	1-1/48, 28	8-8
Liberty	1-2/(52), 35	3-3
Florida State	1-1/24	3-4
Wake Forest	1-2/(45), 38	4-4
Clemson	0-1/(48)	2-2

PUNTING GAME-BY-GAME

Opponent	James Williams No. - Yds - Avg. - I20
Ohio	2 - 75 - 37.5 - 2
Rutgers	6 - 244 - 40.7 - 2
Albany	1 - 38 - 38.0 - 0
Liberty	7 - 264 - 37.7 - 0
Florida State	0 - 0 - 0 - 0
Wake Forest	6 - 185 - 30.8 - 1
Clemson	7 - 279 - 39.9 - 4

Opponent	Colby Barker No. - Yds - Avg. - I20
Rutgers	1 - 8 - 8 - 0

Opponent	Ian Hawkins No. - Yds - Avg. - I20
Florida State	6 - 199 - 33.2 - 0

STARTING LINEUPS

OFFENSE

Opponent	QB	RB	WR	WR/TE	WR/RB	LT	LG	C	RG	RT	TE/WR
Ohio	DeVito	Tucker	Harris	Queeley	Johnson	Bergeron	Bleich	Vettorello	Tisdale	Seravis	Mang
Rutgers	DeVito	Tucker	Harris	Queeley	Johnson	Bergeron	Bleich	Vettorello	Tisdale	Seravis	Mang
Albany	DeVito	Tucker	Queeley	Johnson	Jackson	Bergeron	Bleich	Seravis	Tisdale	Vettorello	Benson
Liberty	Shrader	Tucker	Harris	Johnson	Alford	Bergeron	Bleich	Seravis	Davis	Vettorello	Mang
Florida State	Shrader	Tucker	Queeley	Johnson	Jackson	Bergeron	Bleich	Seravis	Davis	Vettorello	Elmore
Wake Forest	Shrader	Tucker	Queeley	Johnson	Jackson	Bergeron	Ellis	Seravis	Davis	Vettorello	Elmore
Clemson	Shrader	Tucker	Queeley	Johnson	Jackson	Bergeron	Bleich	Seravis	Davis	Vettorello	Elmore

DEFENSE

Opponent	DE	NT	DT	LB	LB	LB	CB	CB	BS	FS	ROV
Ohio	Jonathan	Harper	Black	Jones	Wax	Thompson	G. Williams	Chestnut	Carter	Simmons Jr.	Hanna
Rutgers	Okechukwu	Harper	Black	Jones	Wax	Thompson	G. Williams	Chestnut	Carter	Simmons Jr.	Hanna
Albany	Okechukwu	Harper	Black	Jones	Wax	Thompson	Cole	Chestnut	Coley	Simmons Jr.	Hanna
Liberty	Roscoe	Harper	Black	Jones	Wax	Thompson	G. Williams	Chestnut	Coley	Simmons Jr.	Barron
Florida State	Roscoe	Williams	Black	Jones	Wax	Thompson	G. Williams	Chestnut	Coley	Simmons Jr.	Barron
Wake Forest	Roscoe	Williams	Black	Jones	Wax	Thompson	G. Williams	Chestnut	Coley	Simmons Jr.	Barron
Clemson	Roscoe	Williams	Black	Jones	Wax	Thompson	G. Williams	Chestnut	Carter	Simmons Jr.	Barron

GIVEAWAYS/TAKEAWAYS

Opponent	Fum	Int	Tot	Fum	Int	Tot	Dif
Ohio	0	0	0	0	1	1	+1
Rutgers	2	1	3	0	0	0	-3
Albany	0	2	2	1	0	1	-1
Liberty	0	0	0	1	0	2	+1
Florida State	0	1	1	1	1	2	+1
Wake Forest	1	0	1	0	1	1	0
Clemson	0	1	1	0	0	0	-1

COIN FLIPS

Opponent	Flip	Result
Ohio	Won (D)	W, 29-9
Rutgers	Lost (O)	L, 7-17
Albany	Won (O)	W, 62-24
Liberty	Won (O)	W, 24-21
Florida State	Lost (O)	L, 33-30
Wake Forest	Won (D)	L, 37-40(OT)
Clemson	Lost (O)	L, 14-17

Totals: 3 won, 4 lost

OPENING DRIVES

Opponent	1st Half	2nd Half
Ohio	TD	Punt
Rutgers	Punt	Punt
Albany	TD	TD
Liberty	Punt	TD
Florida State	Punt	Punt
Wake Forest	FG	FG
Clemson	Punt	Punt

1st Half Totals

Punts: 4
Touchdowns: 2
Turnover on Downs: 0
Field Goals: 1

2nd Half Totals

Punts: 4
Touchdowns: 2
Turnover on Downs: 0
Field Goals: 1
Missed Field Goal: 0
Turnover: 0

OPENING DEFENSE DRIVES

Opponent	1st Half	2nd Half
Ohio	Missed FG	Punt
Rutgers	Downs	Punt
Albany	Punt	Punt
Liberty	Missed FG	Punt
Florida State	Field Goal	Punt
Wake Forest	TD	Punt
Clemson	Punt	Punt

1st Half Totals

Touchdowns: 1
Punts: 2
Field Goals: 1
Turnover on Downs: 1
Safety: 0
Missed Field Goals: 2

2nd Half Totals

Touchdowns: 0
Turnover: 0
Punts: 7
Field Goals: 0
Missed Field Goals: 0
Turnover on Downs: 0

SCORING DRIVES

Syracuse

Game	Qtr	Pts	Plays	Yds	TOP	How
Ohio	1	7	5	67	1:52	Devito 6 run
Ohio	2	3	16	61	6:46	Szmyt 29 field goal
Ohio	3	3	9	24	4:18	Szmyt 20 field goal
Ohio	3	7	5	73	1:41	Tucker 6 run
Ohio	4	7	9	74	6:00	Lutz 11 run
Rutgers	3	7	3	75	0:52	Tucker 24 run
Albany	1	7	10	62	5:03	Tucker 8 run
Albany	1	7	5	81	1:54	Tucker 56 run
Albany	1	7	2	75	0:41	Alford 73 pass
Albany	2	3	7	39	2:23	Szmyt 48 field goal
Albany	2	7	3	53	1:13	Tucker 72 pass
Albany	2	7	1	12	0:04	Tucker 12 rush
Albany	2	7	9	58	3:19	Shrader 2 rush
Albany	3	7	2	27	0:28	Tucker 26 rush
Albany	3	3	9	78	4:26	Szmyt 28 field goal
Albany	4	7	6	40	2:17	Shrader 1 run
Liberty	2	7	13	92	5:18	Shrader 1 run
Liberty	2	7	4	55	1:40	Tucker 27 run
Liberty	3	7	9	74	3:46	Shrader 10 run
Liberty	4	3	7	13	3:35	Szmyt 35 field goal
Florida State	2	6	3	67	1:13	Shrader 55 run
Florida State	2	7	5	60	1:38	Shrader 55 run
Florida State	3	7	4	49	1:30	Shrader 1 run
Florida State	4	7	6	61	2:40	Queeley 26 pass
Florida State	4	3	7	63	1:03	Szmyt 24 yd field goal
Wake Forest	1	7	9	75	2:49	Tucker 6 run
Wake Forest	2	7	11	77	5:27	Queeley 24 pass
Wake Forest	2	7	10	71	4:56	Shrader 5 run
Wake Forest	3	6	5	75	2:09	Tucker 14 run
Wake Forest	4	7	11	94	2:00	Tucker 28 pass
Wake Forest	OT	3	6	5	0:00	Szmyt 38 field goal
Clemson	2	7	10	91	3:28	Shrader 2 run
Clemson	4	7	5	75	2:04	Pena 62 pass

Opponents

Game	Qtr	Pts	Plays	Yds	TOP	How
Ohio	2	3	12	91	5:47	Johnson 22 field goal
Ohio	2	3	14	58	6:16	Johnson 30 field goal
Ohio	4	3	10	64	4:13	Johnson 25 field goal
Rutgers	3	7	13	63	6:15	Monangai 11 run
Rutgers	3	7	6	41	2:55	Haskins 30 pass
Rutgers	4	3	4	1	2:05	Ambrosio 27 field goal
Albany	1	3	8	55	3:14	Burns 37 field goal
Albany	4	7	12	75	8:39	Carino 2 rush
Albany	4	7	3	21	1:25	McAdams 5 pass
Liberty	2	7	8	76	3:30	Louis 7 pass
Liberty	3	7	9	73	3:18	Daniels 23 pass
Liberty	4	7	5	75	1:27	Douglas 33 pass
Florida State	1	3	17	48	7:10	Fitzgerald 35 field goal
Florida State	2	6	5	50	1:53	McDonald 14 pass
Florida State	2	7	6	75	1:57	Helton 14 pass
Florida State	3	7	8	44	2:55	Parchment 3 run
Florida State	4	7	5	80	1:40	Corbin 2 run
Florida State	4	3	7	63	1:03	Fitzgerald 34 field goal
Wake Forest	1	3	9	75	2:49	Sciba 22 field goal
Wake Forest	2	7	6	77	2:21	Perry 46 pass
Wake Forest	2	7	8	31	3:39	Hartman 1 run
Wake Forest	3	3	10	20	4:56	Sciba 40 field goal
Wake Forest	3	6	1	69	0:12	Perry 69 pass
Wake Forest	4	8	11	73	3:45	Beal-Smith 10 run
Wake Forest	OT	6	2	25	0:00	Perry 22 pass
Clemson	2	7	12	87	6:57	Ngata 19 pass
Clemson	2	7	13	58	1:57	Pace 2 run
Clemson	4	3	7	46	2:31	Potter 40

Longest

By Plays: 16, at Ohio (FG)
By Yards: 94 vs Wake Forest (TD)
By Time: 6:46 at Ohio (FG)

Shortest

By Plays: 1 vs Albany (TD)
By Yards: 5 vs Wake Forest (FG)
By Time: 0:04 vs Albany (TD)

Longest

By Plays: 17, at Florida State (FG)
By Yards: 91, at Ohio (FG)
By Time: 8:39 vs Albany (TD)

Shortest

By Plays: 1 vs Wake Forest (TD)
By Yards: 1, vs Rutgers (FG)
By Time: 0:12 vs Wake Forest (TD)

CONVERSIONS & TIME OF POSSESSION

3rd-Down Conversions

Date	Opponent	Score	Overall	1st Qtr	2nd Qtr	3rd Qtr	4th Qtr	Overtime
09/04/2021	at Ohio	W 29-9	8-12 66.7	1-2 50.0	2-3 66.7	2-4 50.0	3-3 100.0	0-1 0.0
09/11/2021	Rutgers	L 7-17	2-14 14.3	2-4 50.0	0-4 0.0	0-2 0.0	0-4 0.0	0-0 0.0
09/18/2021	Albany (NY)	W 62-24	3-8 37.5	0-2 0.0	1-3 33.3	1-2 50.0	1-1 100.0	0-0 0.0
09/24/2021	Liberty	W 24-21	4-13 30.8	1-3 33.3	1-3 33.3	0-2 0.0	2-5 40.0	0-0 0.0
10/02/2021	at Florida St.	L 30-33	2-12 16.7	1-3 33.3	0-3 0.0	0-3 0.0	1-3 33.3	0-0 0.0
10/09/2021	Wake Forest	Lot1 37-40	7-15 46.7	2-3 66.7	2-4 50.0	1-3 33.3	2-4 50.0	0-0 0.0
10/15/2021	Clemson	L 14-17	5-15 33.3	1-4 25.0	1-2 50.0	1-3 33.3	2-6 33.3	0-0 0.0
Syracuse			31-89 34.8	8-21 38.1	7-22 31.8	5-19 26.3	11-26 42.3	0-1 0.0
Opponents			34-97 35.1	8-24 33.3	9-25 36.0	4-24 16.7	13-24 54.2	0-0 0.0

4th-Down Conversions

Date	Opponent	Score	Overall	1st Qtr	2nd Qtr	3rd Qtr	4th Qtr	Overtime
09/04/2021	at Ohio	W 29-9	0-0 0.0	0-0 0.0	0-0 0.0	0-0 0.0	0-0 0.0	0-0 0.0
09/11/2021	Rutgers	L 7-17	1-1 100.0	0-0 0.0	0-0 0.0	0-0 0.0	1-1 100.0	0-0 0.0
09/18/2021	Albany (NY)	W 62-24	1-1 100.0	1-1 100.0	0-0 0.0	0-0 0.0	0-0 0.0	0-0 0.0
09/24/2021	Liberty	W 24-21	0-0 0.0	0-0 0.0	0-0 0.0	0-0 0.0	0-0 0.0	0-0 0.0
10/02/2021	at Florida St.	L 30-33	0-3 0.0	0-1 0.0	0-1 0.0	0-1 0.0	0-0 0.0	0-0 0.0
10/09/2021	Wake Forest	Lot1 37-40	0-0 0.0	0-0 0.0	0-0 0.0	0-0 0.0	0-0 0.0	0-0 0.0
10/15/2021	Clemson	L 14-17	2-2 100.0	1-1 100.0	0-0 0.0	0-0 0.0	1-1 100.0	0-0 0.0
Syracuse			4-7 57.1	2-3 66.7	0-1 0.0	0-1 0.0	2-2 100.0	0-0 0.0
Opponents			7-11 63.6	2-3 66.7	2-3 66.7	3-4 75.0	0-1 0.0	0-0 0.0

Time of Possession

Date	Opponent	Score	Overall	1st Qtr	2nd Qtr	3rd Qtr	4th Qtr	Overtime
09/04/2021	at Ohio	W 29-9	28:23	03:56	07:10	08:42	08:35	15:00
09/11/2021	Rutgers	L 7-17	24:04	05:19	10:54	03:12	04:39	00:00
09/18/2021	Albany (NY)	W 62-24	28:11	08:07	08:20	07:02	04:42	00:00
09/24/2021	Liberty	W 24-21	31:21	05:05	09:37	06:50	09:49	00:00
10/02/2021	at Florida St.	L 30-33	29:44	06:04	06:45	08:41	08:14	00:00
10/09/2021	Wake Forest	Lot1 37-40	48:50	05:04	12:17	07:29	09:00	00:00
10/15/2021	Clemson	L 14-17	27:01	08:16	05:08	05:59	07:38	00:00
Syracuse			Total 217:34	41:51	60:11	47:55	52:37	15:00
			Avg. 31:05	05:59	08:36	06:51	07:31	15:00
Opponents			Total 217:22	42:38	65:16	52:58	56:30	00:00
			Avg. 31:03	06:05	09:19	07:34	08:04	00:00

RED ZONE REPORT

Syracuse Inside Opponent Red-Zone

Date	Opponent	Score	Times In RZ	Times Scored	Total Pts	Rush TDs	Pass TDs	FGs Made	Failed to score inside RZ						
									FGA	Down	Int	Fumb	Half	Game	
09/04/2021	at Ohio	W 29-9	5	5	27	3	3	0	2	2	0	0	0	0	0
09/11/2021	Rutgers	L 7-17	2	0	0	0	0	0	0	1	0	0	1	0	0
09/18/2021	Albany (NY)	W 62-24	6	5	31	4	4	0	1	1	0	0	0	0	1
09/24/2021	Liberty	W 24-21	3	3	17	2	2	0	1	1	0	0	0	0	0
10/02/2021	at Florida St.	L 30-33	4	3	17	2	2	0	1	1	1	0	0	0	0
10/09/2021	Wake Forest	L 37-40	4	4	23	3	3	0	1	1	0	0	0	0	0
10/15/2021	Clemson	L 14-17	2	1	7	1	1	0	0	0	0	1	0	0	0
Totals 21 of 26 (80.8%)			26	21	122	15	15	0	6	7	1	1	1	0	1

Opponents Inside Syracuse Red-Zone

Date	Opponent	Score	Times In RZ	Times Scored	Total Pts	Rush TDs	Pass TDs	FGs Made	Failed to score inside RZ						
									FGA	Down	Int	Fumb	Half	Game	
09/04/2021	Ohio	W 29-9	3	3	9	0	0	3	3	0	0	0	0	0	0
09/11/2021	Rutgers	L 7-17	4	2	10	1	1	0	1	2	1	0	0	0	0
09/18/2021	Albany (NY)	W 62-24	3	3	17	2	1	1	1	1	0	0	0	0	0
09/24/2021	Liberty	W 24-21	3	1	7	1	0	1	0	1	1	0	0	0	0
10/02/2021	Florida St.	L 30-33	6	6	33	4	2	2	2	2	0	0	0	0	0
10/09/2021	Wake Forest	L 37-40	4	4	21	2	2	0	2	2	0	0	0	0	0
10/15/2021	Clemson	L 14-17	2	2	14	2	1	1	0	0	0	0	0	0	0
Totals 21 of 25 (84.0%)			25	21	111	12	7	5	9	11	2	0	0	0	0

SUPERLATIVES

Syracuse Team Highs

RUSHES	58	Wake Forest (10/09/2021)
YARDS RUSHING	354	Wake Forest (10/09/2021)
YARDS PER RUSH	6.8	Albany (NY) (09/18/2021)
TD RUSHES	6	Albany (NY) (09/18/2021)
PASS ATTEMPTS	37	Clemson (10/15/2021)
PASS COMPLETIONS	19	Rutgers (09/11/2021)
YARDS PASSING	337	Albany (NY) (09/18/2021)
YARDS PER PASS	14.0	Albany (NY) (09/18/2021)
TD PASSES	2	Wake Forest (10/09/2021)
	2	Albany (NY) (09/18/2021)
TOTAL PLAYS	85	Wake Forest (10/09/2021)
TOTAL OFFENSE	623	Albany (NY) (09/18/2021)
YARDS PER PLAY	9.4	Albany (NY) (09/18/2021)
POINTS	62	Albany (NY) (09/18/2021)
SACKS BY	8	Albany (NY) (09/18/2021)
FIRST DOWNS	33	Wake Forest (10/09/2021)
PENALTIES	16	Albany (NY) (09/18/2021)
PENALTY YARDS	164	Albany (NY) (09/18/2021)
TURNOVERS	3	Rutgers (09/11/2021)
PUNTS	8	Rutgers (09/11/2021)
PUNTING AVG	39.9	Clemson (10/15/2021)
LONG PUNT	60	Rutgers (09/11/2021)
PUNTS INSIDE 20	4	Clemson (10/15/2021)
LONG PUNT RETURN	32	at Ohio (09/04/2021)

Syracuse Individual Highs

RUSHES	32	Sean Tucker vs Liberty (09/24/2021)
YARDS RUSHING	181	Sean Tucker at Ohio (09/04/2021)
TD RUSHES	4	Sean Tucker vs Albany (NY) (09/18/2021)
LONG RUSH	56	Sean Tucker vs Albany (NY) (09/18/2021)
PASS ATTEMPTS	37	Garrett Shrader vs Clemson (10/15/2021)
PASS COMPLETIONS	17	Garrett Shrader vs Clemson (10/15/2021)
YARDS PASSING	191	Garrett Shrader vs Clemson (10/15/2021)
TD PASSES	2	Garrett Shrader vs Wake Forest (10/09/2021)
LONG PASS	73	Tommy Devito vs Albany (NY) (09/18/2021)
RECEPTIONS	8	Taj Harris vs Rutgers (09/11/2021)
YARDS RECEIVING	122	Taj Harris vs Rutgers (09/11/2021)
TD RECEPTIONS	1	Trebor Pena vs Clemson (10/15/2021)
	1	Sean Tucker vs Wake Forest (10/09/2021)
	1	Anthony Queeley vs Wake Forest (10/09/2021)
	1	Anthony Queeley at Florida St. (10/02/2021)
	1	Damien Alford vs Albany (NY) (09/18/2021)
	1	Sean Tucker vs Albany (NY) (09/18/2021)
LONG RECEPTION	73	Damien Alford vs Albany (NY) (09/18/2021)
PUNTS	7	James Williams vs Clemson (10/15/2021)
	7	James Williams vs Liberty (09/24/2021)
	7	James Williams vs Rutgers (09/11/2021)
PUNTING AVG	39.9	James Williams vs Clemson (10/15/2021)
LONG PUNT	60	James Williams vs Rutgers (09/11/2021)
PUNTS INSIDE 20	4	James Williams vs Clemson (10/15/2021)
LONG PUNT RETURN	32	Trebor Pena at Ohio (09/04/2021)
LONG KICKOFF RETURN	39	Trebor Pena at Florida St. (10/02/2021)
TACKLES	12	Mikel Jones vs Rutgers (09/11/2021)
SACKS	3	Cody Roscoe vs Albany (NY) (09/18/2021)
TACKLES FOR LOSS	3	Cody Roscoe vs Albany (NY) (09/18/2021)
	3	Cody Roscoe vs Rutgers (09/11/2021)

Opponent Team Highs

RUSHES	42	Rutgers (09/11/2021)
YARDS RUSHING	247	at Florida St. (10/02/2021)
YARDS PER RUSH	6.7	at Florida St. (10/02/2021)
TD RUSHES	2	Wake Forest (10/09/2021)
	2	at Florida St. (10/02/2021)
PASS ATTEMPTS	36	Clemson (10/15/2021)
PASS COMPLETIONS	23	at Ohio (09/04/2021)
YARDS PASSING	330	Wake Forest (10/09/2021)
YARDS PER PASS	10.4	Liberty (09/24/2021)
TD PASSES	3	Wake Forest (10/09/2021)
	3	Liberty (09/24/2021)
TOTAL PLAYS	73	Clemson (10/15/2021)
TOTAL OFFENSE	425	Wake Forest (10/09/2021)
YARDS PER PLAY	6.2	Wake Forest (10/09/2021)
POINTS	40	Wake Forest (10/09/2021)
SACKS BY	6	Rutgers (09/11/2021)
FIRST DOWNS	22	at Florida St. (10/02/2021)
PENALTIES	8	Albany (NY) (09/18/2021)
PENALTY YARDS	90	Albany (NY) (09/18/2021)
TURNOVERS	1	Wake Forest (10/09/2021)
	1	at Florida St. (10/02/2021)
	1	Liberty (09/24/2021)
	1	Albany (NY) (09/18/2021)
	1	at Ohio (09/04/2021)
PUNTS	9	Clemson (10/15/2021)
	9	Albany (NY) (09/18/2021)
PUNTING AVG	52.2	Rutgers (09/11/2021)
LONG PUNT	69	Rutgers (09/11/2021)
PUNTS INSIDE 20	5	Rutgers (09/11/2021)
LONG PUNT RETURN	15	Rutgers (09/11/2021)

Opponent Individual Highs

RUSHES	19	Jordan Travis at Florida St. (10/02/2021)
	19	Isaih Pacheco vs Rutgers (09/11/2021)
YARDS RUSHING	113	Jordan Travis at Florida St. (10/02/2021)
TD RUSHES	1	Christian Beal-Smith vs Wake Forest (10/09/2021)
	1	Sam Hartman vs Wake Forest (10/09/2021)
	1	Jashaun Corbin at Florida St. (10/02/2021)
	1	Andrew Parchment at Florida St. (10/02/2021)
	1	Joey Carino vs Albany (NY) (09/18/2021)
	1	Kyle Monangai vs Rutgers (09/11/2021)
LONG RUSH	65	Treshaun Ward at Florida St. (10/02/2021)
PASS ATTEMPTS	32	Sam Hartman vs Wake Forest (10/09/2021)
	32	Jordan Travis at Florida St. (10/02/2021)
PASS COMPLETIONS	22	Jordan Travis at Florida St. (10/02/2021)
	22	Noah Vedral vs Rutgers (09/11/2021)
YARDS PASSING	330	Sam Hartman vs Wake Forest (10/09/2021)
TD PASSES	3	Sam Hartman vs Wake Forest (10/09/2021)
	3	Malik Willis vs Liberty (09/24/2021)
LONG PASS	69	Sam Hartman vs Wake Forest (10/09/2021)
RECEPTIONS	9	Jaquarii Roberson vs Wake Forest (10/09/2021)
YARDS RECEIVING	137	A.T. Perry vs Wake Forest (10/09/2021)
TD RECEPTIONS	3	A.T. Perry vs Wake Forest (10/09/2021)
LONG RECEPTION	69	A.T. Perry vs Wake Forest (10/09/2021)
FIELD GOALS	3	Stephen Johnson at Ohio (09/04/2021)
LONG FIELD GOALS	40	Nick Sciba vs Wake Forest (10/09/2021)
PUNTS	9	Sean Rails vs Albany (NY) (09/18/2021)
PUNTING AVG	52.2	Adam Korsak vs Rutgers (09/11/2021)
LONG PUNT	69	Adam Korsak vs Rutgers (09/11/2021)
PUNTS INSIDE 20	5	Adam Korsak vs Rutgers (09/11/2021)
LONG PUNT RETURN	15	Aron Cruickshank vs Rutgers (09/11/2021)
LONG KICKOFF RETURN	27	Philip Cole at Ohio (09/04/2021)
TACKLES	13	Olakunle Fatukasi vs Rutgers (09/11/2021)
SACKS	1	Chelen Barnes vs Wake Forest (10/09/2021)
	1	Fabien Lovett at Florida St. (10/02/2021)
	1	Jared Verse vs Albany (NY) (09/18/2021)
	1	Avery Young vs Rutgers (09/11/2021)
	1	Julius Turner vs Rutgers (09/11/2021)
	1	Mayan Ahanotu vs Rutgers (09/11/2021)
	1	Ifeanyi Maijeh vs Rutgers (09/11/2021)
	1	Tyshon Fogg vs Rutgers (09/11/2021)
	1	Mohamed Toure vs Rutgers (09/11/2021)
	1	Will Evans at Ohio (09/04/2021)
TACKLES FOR LOSS	2.5	Kendy Charles vs Liberty (09/24/2021)
INTERCEPTIONS	1	Travis Jay at Florida St. (10/02/2021)
	1	Larry Walker Jr. vs Albany (NY) (09/18/2021)
	1	Christian Lewis vs Albany (NY) (09/18/2021)
	1	Max Melton vs Rutgers (09/11/2021)

THE LAST TIME

Syracuse ...

Scoring

Scored 70+ points:	70 vs. Rutgers (70-14), 1998
Scored 60-69 points:	62 vs. Albany (62-24), 2021
Scored 50-59 points:	52 vs. Western Michigan (52-33), 2019
Allowed 70+ points:	76, at Pittsburgh (61-76), 2016
Allowed 60-69 points:	63, at Maryland (20-63), 2019
Allowed 50-59 points:	56, Louisville (56-34), 2019
Was held scoreless:	at Louisville (0-30), 2020
Was held scoreless through halftime:	vs. Rutgers (0-0), 2021
Was held scoreless through three quarters:	at Louisville (0-27), 2020
Held opponent scoreless:	at Liberty (24-0), 2019
Held opponent scoreless through halftime:	vs. Rutgers (0-0), 2021
Held opponent scoreless through three quarters:	at Liberty (24-0), 2019
Did not score a touchdown:	at Louisville, 2020
Did not score an offensive touchdown:	at Louisville, 2020
Held opponent without a touchdown:	at Ohio, 2021
Held opponent without an offensive touchdown:	at Ohio, 2021
Scored TD on first play from scrimmage:	Andrew Robinson 79 yd. pass to Taj Smith at Louisville, 2007
Allowed TD on first play from scrimmage:	DeShone Kizer 79 yd. pass to Equanimeous St. Brown, Notre Dame, 2016
Scored TD in final two minutes to win:	vs. Minnesota (21-17), 2013
Allowed TD in final two minutes to lose:	at Clemson (23-27), 2018
Won by going for two points:	vs. North Carolina (49-47 3OT), 2003
Lost when opponent went for two points:	vs. NC State (31-32, OT), 1997
Tied the game in the last two minutes:	vs. Wake Forest (34-34), 2021 (TD)
Allowed opponent to tie the game in the last two minutes:	vs. Wake Forest (30-30), 2019 (FG)
Scored a two-point conversion:	at NC State, 2017
Missed a two-point conversion:	vs. Wake Forest, 2021

Rushing

Had 60+ rushing attempts:	60 at Wake Forest, 2018
Had 50-59 rushing attempts:	58 vs Wake Forest, 2021
Rushed for 400+ yards:	415 vs. Pittsburgh, 1994
Rushed for 300-399 yards:	354 vs. Wake Forest, 2021
Rushed for 200-299 yards:	239 at Florida State, 2021
Rushed for less than 100 yards:	67 vs. Rutgers, 2021
Rushed for negative yards:	-15 vs. Cincinnati, 2007
Scored six rushing TDs:	vs. Albany, 2021
Scored seven rushing TDs:	vs. Rutgers, 2000
Scored eight rushing TDs:	vs. Rutgers, 1998
Two players rushed for 100+ yards:	Garrett Shrader (178) and Sean Tucker (153) vs Wake Forest, 2021
Three players rushed for 100+ yards:	Kyle McIntosh (136), Dee Brown (117), Donovan McNabb (100) vs. Miami (Fla.), 1997
Two players had multiple rushing TDs:	Sean Tucker (4), Garrett Shrader (2) vs. Albany, 2021

Passing

Passed for 400+ yards:	480 vs. NC State, 2018
Passed for 300-399 yards:	337 vs Albany, 2021
Passed for less than 100 yards:	77 vs Liberty, 2021
Attempted less than 10 passes:	9 vs. Buffalo, 2000

Receiving

Two players with 10 catches:	Steve Ishmael (12), Ervin Philips (12) at Florida State, 2017
Two players with 100 receiving yards:	Sean Riley (164), Nykeim Johnson (136) vs. NC State, 2018
Two players with multiple receiving TDs:	Trishton Jackson (2), Aaron Hackett (2) vs. Western Michigan, 2019

Total Offense

Gained 600+ yards:	623 vs. Albany, 2021
Gained 500-599 yards:	514 vs Wake Forest, 2021
Gained 400-499 yards:	414 at Notre Dame, 2020
Gained 100-199 yards:	137 at Louisville, 2020
Gained less than 100 yards:	93 vs. Iowa, 1976
Had 100 or more total offense plays:	106 at Pittsburgh, 2016
Had 90 or more total offense plays:	93 at Boston College, 2018

Turnovers

Did not commit a turnover:	vs Liberty, 2021
Neither team committed a turnover:	Syracuse at Florida State, 2019
Committed four turnovers:	at Notre Dame (3 fumble/1 INT), 2020
Committed five turnovers:	vs. Rutgers (2 fumbles/3 INT), 2011
Committed six turnovers:	at Pittsburgh (4 fumbles/2 INT), 2011
Committed seven turnovers:	vs. USF (2 fumbles/5 INT), 2009
Committed eight turnovers:	vs. Wisconsin (7 fumbles/1 INT), 1972
Committed nine turnovers:	vs. West Virginia (5 fumbles/4 INT), 1973

Defense

Intercepted three passes:	vs. Georgia Tech, 2020
Intercepted four passes:	vs. Georgia Tech, 2020
Intercepted five passes:	vs. Tulane, 1999
Recovered four fumbles:	vs. West Virginia, 2005
Had 10+ tackles for loss:	14.0/51 vs. Albany, 2021
Had five or more sacks:	6.0/31 vs Liberty, 2021
Had six or more sacks:	6.0/31 vs. Liberty, 2021
Had seven or more sacks:	8.0/41 vs Albany, 2021
Had eight sacks:	8.0/41 vs Albany, 2021
Had nine sacks:	9.0/88 vs. Rutgers, 2009
Had no sacks:	at Ohio, 2021
Neither team had a sack:	vs. Central Michigan, 2017
Scored a safety:	Caleb Okechukwu, Marlowe Wax at Ohio, 2021
Scored a defensive two-point conversion:	Scoop Bradshaw vs. Wake Forest, 2017

Special Teams

Missed a PAT by kick:	Andre Szymt at Florida State, 2021
Blocked a PAT by kick:	Josh Black at Florida State, 2019
Did not punt:	vs. Cincinnati, 1998
Kicked a game-winning field goal with less than 1:00 left:	Andre Szymt vs. Liberty, 2021, 35 yards with :01 left (24-21)
Kicked a game-winning field goal in OT:	Andre Szymt vs. Wake Forest, 2019
Neither team kicked a field goal:	at Maryland, 2019

Overtime

Was involved in an overtime game:	vs. Wake Forest (L, 40-37), 2021
Won in single overtime:	vs. Wake Forest (39-30), 2019
Lost in single overtime:	vs. Wake Forest (40-37), 2021
Won in double overtime:	vs. North Carolina (40-37), 2018
Lost in double overtime:	vs. Rutgers (16-19), 2011
Won in triple overtime:	at North Carolina (49-47), 2003
Lost in triple overtime:	at Virginia (38-44), 2015

Miscellaneous

Had 30+ first downs:	33 vs. Wake Forest, 2021
Had less than 10 first downs:	7 at Louisville, 2020
Was not penalized:	at West Virginia, 1957
Had 10 or more penalties:	16 vs. Albany, 2021
Had 120+ yards in penalties:	164 vs. Albany, 2021
Had more than 40 minutes of possession time:	40:14 vs. Rhode Island, 2015
Had 35-40 minutes of possession time:	37:19 at Boston College, 2018

An Opposing Team ...

Rushing

Had 60+ rushing attempts:	63, Duke, 2020
Had 50-59 rushing attempts:	53, Clemson, 2018
Rushed for 400+ yards:	496, Boston College, 2020
Rushed for 300-399 yards:	305, Notre Dame, 2020
Rushed for 200-299 yards:	247, Florida State, 2021
Rushed for less than 100 yards:	96, Wake Forest, 2021
Rushed for zero yards:	Akron, 2009
Rushed for negative yards:	-4, Liberty, 2019
Scored six rushing TDs:	Maryland, 2019
Scored seven rushing TDs:	Louisville, 2016
Scored eight rushing TDs:	Nebraska, 1983
Two players rushed for 100+ yards:	Kyren Williams and Chris Tyree (109), Notre Dame, 2020
Two players had multiple rushing TDs:	AJ Dillon (3), David Bailey (2), Boston College, 2019

THE LAST TIME

Passing

Passed for 400+ yards:	421, Wake Forest, 2019
Passed for 300-399 yards:	330, Wake Forest, 2021
Passed for less than 100 yards:	64, Boston College, 2016
Attempted less than 10 passes:	5, Georgia Tech, 2013

Receiving

Two players with 10+ catches:	Ben McCord (10), Devon Spalding (10), Central Michigan, 2015
Two players with 100+ receiving yards:	A.T. Perry (137), Jaquari Roberson (135), Wake Forest, 2021
Three players with 100+ receiving yards:	Tabari Hines (124), Cam Serigne (119), Scotty Washington (113), Wake Forest, 2017

Total Offense

Gained 600+ yards:	645, Duke, 2020
Gained 500-599 yards:	568, Notre Dame, 2020
Gained 400-499 yards:	426, Wake Forest, 2021
Gained 100-199 yards:	135, UAlbany, 2021
Gained less than 100 yards:	64, Rhode Island, 2015

Turnovers

Did not commit a turnover:	Clemson, 2021
Had four or more turnovers:	Duke (3 fumbles/1 INT), 2020
Had five or more turnovers:	Georgia Tech (1 fumble/4 INT), 2020
Had six or more turnovers:	Cincinnati (2 fumbles/4 INT), 2004
Had seven or more turnovers:	Pittsburgh (3 fumbles/4 INT), 1981
Had eight or more turnovers:	Indiana (3 fumbles/5 INT), 1971
Had nine turnovers:	Lafayette (8 fumbles/1 INT), 1951

Defense

Intercepted three passes:	Clemson, 2020
Intercepted four passes:	Louisville, 2017
Intercepted five passes:	USF, 2009
Recovered four fumbles:	Pittsburgh, 2011
Recovered five fumbles:	Rutgers, 2005
Had 12+ tackles for loss:	12.0/36, Florida State, 2019
Had five or more sacks:	6.0/34, Rutgers, 2021
Had six or more sacks:	6.0/34, Rutgers, 2021
Had seven or more sacks:	7.0/40, Pittsburgh, 2020
Had eight or more sacks:	9.0/60, Pittsburgh, 2019
Had nine or more sacks:	9.0/60, Pittsburgh, 2019
Had 10 or more sacks:	11.0/89, Cincinnati, 2007
Had no sacks:	Albany, 2021
Scored a safety:	Middle Tennessee, 2017
Scored a defensive two-point conversion:	Notre Dame, 2016

Special Teams

Missed a PAT by kick:	Ryan Fitzgerald, Florida State, 2021
Blocked a PAT by kick:	D. Douse, Georgia Tech, 2020
Scored a two-point conversion:	Jaquari Roberson, Wake Forest, 2021
Missed a two-point conversion:	Wake Forest, 2021
Missed multiple two-point conversions:	NC State (2), 2020
Did not punt:	West Virginia, 1993
Kicked a game-winning field goal with less than 1:00 left:	Ryan Fitzgerald, Florida State, 2021, 34 yards with :00 left (30-33)
Kicked a game-winning field goal in OT:	San San Te, Rutgers, 2011

Miscellaneous

Had 30+ first downs:	36, Duke, 2020
Had less than 10 first downs:	8, Central Connecticut State, 2017
Was not penalized:	Georgia Tech, 2013
Had 10 or more penalties:	15, Georgia Tech, 2020
Had 120+ yards in penalties:	125, Louisville, 2018
Had more than 40 minutes of possession time:	41:46, Louisville, 2020
Had 35-40 minutes of possession time:	35:56, Rutgers, 2021

A Syracuse Player ...

Rushing

Had 30 carries:	32, Sean Tucker vs. Liberty, 2021
Rushed for 200+ yards:	200, Eric Dungey at Western Michigan, 2018
Rushed for 150-199 yards:	157, Sean Tucker vs. Clemson, 2021
Rushed for 100-149 yards:	104, Sean Tucker and 143, Garrett Shrader at Florida State, 2021
Quarterback rushed for 200+ yards:	200, Eric Dungey at Western Michigan, 2018
Quarterback rushed for 100+ yards:	178, Garrett Shrader vs. Wake Forest, 2021
Rushed for three TDs:	Garrett Shrader at Florida State, 2021
Rushed for four TDs:	Sean Tucker vs. Albany, 2021
Rushed for five TDs:	Walter Reyes vs. Notre Dame, 2003
Rushed for six TDs:	Jim Brown vs. Colgate, 1956
Had a 60 to 69-yard run:	61, Nykeim Johnson, 2020
Had a 70 to 79-yard run:	74, Eric Dungey vs. Central Michigan, 2017
Had a 80 to 89-yard run:	80, Cooper Lutz at Notre Dame, 2020
Had a 90 to 99-yard run:	95 (TD), George Davis vs. Fordham, 1949

Passing

Passed for 400+ yards:	411, Eric Dungey vs. NC State, 2018
Passed for 300-399 yards:	300, Tommy DeVito at NC State, 2019
Attempted 60+ passes:	60, Zack Mahoney vs. Wake Forest, 2017
Attempted 50-59 passes:	53, Eric Dungey at LSU, 2017
Attempted 40-49 passes:	45, Rex Culpepper vs. NC State, 2020
Completed 40+ passes:	43, Zack Mahoney at Pittsburgh, 2016
Completed 30-39 passes:	33, Zack Mahoney vs. Wake Forest, 2017
Threw three or more TD passes:	3, Rex Culpepper vs. Liberty, 2020
Threw four or more TD passes:	4, Tommy DeVito vs. Holy Cross, 2019
Threw five TD passes:	5, Eric Dungey vs. Wagner, 2018
Completed a 60 to 69-yard pass:	62 (TD), Garrett Shrader to Trebor Pena vs. Clemson, 2021
Completed a 70 to 79-yard pass:	72 (TD), Garrett Shrader to Sean Tucker vs. Albany, 2021
Completed an 80 to 89-yard pass:	83 (TD), Rex Culpepper to Nykeim Johnson at Clemson, 2020
Completed a 90 to 100-yard pass:	94 (TD), Clayton Welch to Taj Harris vs. Pittsburgh, 2019

Receiving

Had 10+ catches:	13, Taj Harris, vs. NC State, 2020
Had 100 receiving yards:	Sean Tucker (121) vs. Albany, 2021
Had consecutive 100-yard receiving games:	Nykeim Johnson vs. North Carolina, vs. NC State, 2018
Had three straight 100-yard receiving games:	Steve Ishmael vs. Central Michigan, at LSU, at NC State, 2017
Had four straight 100-yard receiving games:	Steve Ishmael vs. Middle Tennessee, vs. Central Michigan, at LSU, at NC State, 2017
Had five straight 100-yard receiving games:	Steve Ishmael vs. Central Connecticut State, vs. Middle Tennessee, vs. Central Michigan, at LSU, at NC State, 2017
Had consecutive 150-yard receiving games:	Alec Lemon vs. Louisville, at Missouri, 2012
Had 200+ receiving yards:	270, Amba Etta-Tawo at Connecticut, 2016
Caught two TDs:	Trishton Jackson vs. Boston College, 2019
Caught three or more TDs:	5, Amba Etta-Tawo at Pittsburgh, 2016
Caught four or more TDs:	5, Amba Etta-Tawo at Pittsburgh, 2016
Caught five TDs:	Amba Etta-Tawo at Pittsburgh, 2016

THE LAST TIME

Defense

Had two or more interceptions:	2, Andre Cisco vs. Wagner, 2018
Returned an interception for a TD:	Garrett Williams (39 yds) vs. Clemson, 2020
Had two or more fumble recoveries:	2, Steven Clark vs. Louisville, 2015
Returned a fumble for a TD:	Geoff Cantin-Arku (28 yds) vs. Duke, 2020
Forced two or more fumbles:	2, Alton Robinson at Pittsburgh, 2018
Had 15+ tackles:	15, Lakiem Williams vs. Boston College, 2019
Had four tackles for loss:	Stefon Thompson at Louisville, 2020
Had five tackles for loss:	Christian Ferrara vs. Notre Dame, 2003
Had six tackles for loss:	Brandon Sharpe vs. Pittsburgh, 2012
Had three sacks:	Cody Roscoe vs. Albany, 2021
Had four sacks:	Brandon Sharpe vs. Pittsburgh, 2012
Had more than four sacks:	4.5, Dwight Freenev vs. Virginia Tech, 2000

Special Teams

Made a 50-yard field goal:	50, Andre Szmyt at Florida State, 2019
Made four field goals:	Andre Szmyt vs. Wake Forest, 2019
Made five field goals:	Don McAulay vs. Kent State, 1983
Blocked a field goal:	Josh Black vs. Louisville, 2018
Recovered a blocked field goal for a TD:	Mike Holmes (57 yd. return) vs. Akron, 2010
Had a punt return TD:	Sean Riley (69 yds) vs. Connecticut, 2018
Had a 50 to 59-yard punt return:	59 (TD) Brisly Estime at Florida State, 2015
Had a 60 to 69-yard punt return:	69 (TD), Sean Riley vs. Connecticut, 2018
Had a 70 to 79-yard punt return:	74, Brisly Estime vs. Notre Dame, 2016
Had an 80 to 89-yard punt return:	85 (TD), Jamel Riddle vs. Auburn, 2002
Had a 90 to 100-yard punt return:	94 (TD), Marvin Harrison vs. Minnesota, 1995
Had a 60 to 69-yard punt:	60, James Williams vs. Rutgers, 2021
Had a 70 to 79-yard punt:	75, Riley Dixon vs. Clemson, 2013
Blocked a punt:	Drew Tuazama at Clemson, 2020
Blocked two punts:	Anthony Smith vs. Buffalo, 2004
Returned a blocked punt for a TD:	Sean Riley blocked, Trill Williams recovered (2 yd ret.) vs. Wagner, 2018
Blocked a punt and returned it for a TD:	Anthony Smith (0 yds) vs. Buffalo, 2004
Had a kickoff return TD:	Trebor Pena (98 yds) vs. NC State, 2020
Returned the opening kickoff for a TD:	Kevin Johnson (100 yds) vs. Wisconsin, 1997
Had a 50 to 59-yard kickoff return:	52, Kareem Jones vs. Cincinnati, 2005
Had a 60 to 69-yard kickoff return:	64, Sean Riley vs. Central Michigan, 2017
Had a 70 to 79-yard kickoff return:	76, Kyle McIntosh vs. Tennessee, 1998
Had an 80 to 89-yard kickoff return:	89 (TD), Kevin Johnson vs. Wisconsin, 1997
Had an 90 to 100-yard kickoff return:	98 (TD), Trebor Pena vs. NC State, 2020

An Opposing Player ...

Rushing

Had 30 carries:	30, Deon Jackson, Duke, 2020
Rushed for 200+ yards:	233, Javian Hawkins, Louisville, 2019
Rushed for 150-199 yards:	170, Shedro Louis, Liberty, 2020
Rushed for 100-149 yards:	124, Jordan Travis, Florida State, 2021
Quarterback rushed for 100+ yards:	124, Jordan Travis, Florida State, 2021
Rushed for three or more TDs:	3, Kenneth Walker III, Wake Forest, 2020
Rushed for four TDs:	Cam Akers, Florida State, 2019
Had a 60 to 69-yard run:	65, Treshaun Ward, Florida State, 2021
Had a 70 to 79-yard run:	75 (TD), Shedro Louis, Liberty, 2020
Had a 80 to 89-yard run:	87 (TD), Kain Colter, Northwestern, 2013
Had a 90 to 99-yard run:	94 (TD), Chris Tyree, Notre Dame, 2020

Passing

Passed for 400+ yards:	473, Ryan Finley, NC State, 2018
Passed for 300-399 yards:	330, Sam Hartman, Wake Forest, 2021
Attempted 60+ passes:	65, Brian Brohm, Louisville, 2007
Attempted 50-59 passes:	52, Nathan Elliott, North Carolina, 2018
Attempted 40-49 passes:	43, Trevor Lawrence, Clemson, 2020
Completed 40+ passes:	45, Brian Brohm, Louisville, 2007
Completed 30-39 passes:	34, Nathan Elliott, North Carolina, 2018
Threw three or more TD passes:	3, Sam Hartman, Wake Forest, 2021
Threw four or more TD passes:	4, Bailey Hockman, NC State, 2020
Threw five TD passes:	Micale Cunningham, Louisville, 2019
Threw six TD passes:	Matt Barkley, USC, 2012
Completed a 60 to 69-yard pass:	69 (TD), Sam Hartman to A.T. Perry, Wake Forest, 2021
Completed a 70 to 79-yard pass:	75 (TD), Sam Hartman to Donavon Greene, Wake Forest, 2019
Completed an 80 to 89-yard pass:	80 (TD), Sam Hartman to Jacquarii Roberson, Wake Forest, 2020
Completed a 90 to 100-yard pass:	90 (TD), Micale Cunningham to Tutu Atwell, Louisville, 2019

Receiving

Had 10+ catches:	11, Kendall Hinton, Wake Forest, 2019
Had 100-199 receiving yards:	111, Javon McKinley, Notre Dame, 2020
Had 200+ receiving yards:	247, Kelvin Harmon, NC State, 2018
Caught two TDs:	Tutu Atwell, Louisville, 2019
Caught three TDs:	A.T. Perry, Wake Forest, 2021
Caught four TDs:	Ernest Wilford, Virginia Tech, 2002

Defense

Had two or more interceptions:	2, Alohi Gilman, Notre Dame, 2018
Returned an interception for a TD:	Christian Lewis (25 yds), Albany, 2021
Had two or more fumble recoveries:	2, Will Harris, Boston College, 2017
Returned a fumble for a TD:	Andrew Booth, Jr. (21 yds), Clemson, 2020
Forced two or more fumbles:	2, Ray Vinopal, Pittsburgh, 2014
Had 15+ tackles:	17, Hamsah Nasirildeen, Florida State, 2019
Had four or more tackles for loss:	5.5, Clelin Ferrell, Clemson, 2017
Had five or more tackles for loss:	5.5, Clelin Ferrell, Clemson, 2017
Had three sacks:	3.0, Louis Acecus, NC State, 2019
Had more than three sacks:	3.5 Clelin Ferrell, Clemson, 2017

Special Teams

Made a 50-yard field goal:	James Turner (50 yds), Louisville, 2020
Made four field goals:	Evan Staley, West Virginia, 2018
Made five field goals:	Maikon Bonani, USF, 2012
Blocked a field goal:	Matthew Thomas, Derwin James, Florida State, 2017
Blocked two field goals:	Kenny Iwebema, Iowa, 2007
Recovered a blocked field goal for a TD:	Duron Harmon (75 yd ret.), Rutgers, 2012
Had a punt return TD:	Dazz Newsome (75 yds), North Carolina, 2018
Had two punt return TDs:	DeAngelo Hall (58 yds., 60 yds.), Virginia Tech, 2003
Had a 50 to 59-yard punt return:	53, Aaron Berry, Pittsburgh, 2007
Had a 60 to 69-yard punt return:	69 (TD) Tre'Davious White, LSU, 2015
Had a 70 to 79-yard punt return:	75 (TD), Dazz Newsome, North Carolina, 2018
Had an 80 to 89-yard punt return:	83 (TD), D'Ernest Johnson, USF, 2016
Had a 60 to 69-yard punt:	61, Ryan Harwell, Louisville, 2020
Had a 70 to 79-yard punt:	72, Austin Parker, Duke, 2019
Blocked a punt:	Max Melton, Rutgers, 2021
Blocked two punts:	Chase Anastasio, Notre Dame, 2005
Returned a blocked punt for a TD:	Manny Collins blocked, Corey Barnes recovered (16 yd ret.), Rutgers, 2005
Had a kickoff return TD:	Myles Willis (89 yds), Boston College, 2016
Returned the opening kickoff for a TD:	Myles Willis (97 yds), Boston College, 2014
Had a 50 to 59-yard kickoff return:	53, Michael Walker, Boston College, 2018
Had a 60 to 69-yard kickoff return:	64, Shane Tucker, Middle Tennessee, 2017
Had a 70 to 79-yard kickoff return:	70, Hassan Hall, Louisville, 2019
Had an 80 to 89-yard kickoff return:	89 (TD), Myles Willis, Boston College, 2016
Had an 90 to 100-yard kickoff return:	93 (TD), C.J. Sanders, Notre Dame, 2016