



# VIRGINIA TECH

## 2022-23 MEN'S BASKETBALL



13 NCAA APPEARANCES / 13 NIT APPEARANCES (2 CHAMPIONSHIPS) /  
18 ALL-ACC SELECTIONS / 10 ALL-AMERICANS / 20 NBA DRAFT PICKS

GAME 20

### THE MATCHUP

#### VIRGINIA TECH HOKIES

11-8, 1-7 ACC

**Head Coach:** Mike Young (Emory & Henry, 1986)  
**Record at Virginia Tech:** 65-44 (4th Season)  
**Career Record:** 364-288 (21st Season)  
**vs. Duke:** 2-5 (2-3 at VT)

VS

#### DUKE BLUE DEVILS

14-5, 5-3 ACC

**Head Coach:** Jon Scheyer (Duke, 2010)  
**Record at Duke:** 14-5 (1st Season)  
**Career Record:** Same  
**vs. Virginia Tech:** 1st Meeting

GAME 20 | VIRGINIA TECH vs. DUKE - JAN. 23, 2023 | 7PM | ESPN | BLACKSBURG, VA. | CASSELL COLISEUM (8,925)

### BROADCAST INFORMATION

#### TV | ESPN

Dave O'Brien, PxP  
Cory Alexander, Analyst  
Andraya Carter, Reporter

#### VIDEO STREAM

ESPN.com and ESPN app

#### RADIO | VT Sports Network

Zach Mackey, PxP  
Mike Burnop, Analyst

#### LIVE STATS

stats.hokiesports.com



@DukeMBB



@HokiesMBB

### PROJECTED STARTERS

| Virginia Tech      | Ht. | Wt. | Yr. | Hometown        | PPG  | RPG | Other                           |
|--------------------|-----|-----|-----|-----------------|------|-----|---------------------------------|
| G 3 Sean Pedulla   | 6-1 | 195 | So. | Edmond, Okla.   | 15.9 | 3.8 | Team-high 80 assists            |
| G 0 Hunter Cattoor | 6-3 | 200 | Sr. | Orlando, Fla.   | 9.5  | 4.2 | 40.0 3FG% (32-80)               |
| G 13 Darius Maddox | 6-5 | 180 | Jr. | Bowie, Md.      | 8.9  | 3.3 | Season-high 16p vs. NC State    |
| F 25 Justyn Mutts  | 6-7 | 220 | Sr. | Millville, N.J. | 13.1 | 7.7 | 5 double-doubles                |
| F 21 Grant Basile  | 6-9 | 235 | Gr. | Pewaukee, Wis.  | 13.8 | 5.5 | Double-double at Cuse (26p/10r) |



### KEY STORYLINES

#### THE SERIES

- Tech and Duke are set to meet for the first time since the Hokies' 82-67 win in the 2022 ACC title game in Brooklyn, N.Y.
- Hunter Cattoor erupted for a career-high 31 points in the championship game en route to MVP honors of the tournament.
- The Hokies trail in the all-time series, 51-12. However, they are 4-1 in the last five meetings in Blacksburg.
- Tech has recorded a 9-13 ledger at home in the series, including a 6-7 mark in Cassell Coliseum.
- If Duke is not ranked in Monday's AP Poll, it will be the first time since Jan. 2, 1978 that Tech will face an

unranked Blue Devil squad.

- Mike Young is 2-3 against Duke as head coach of the Hokies.

#### HOKIE HEADLINES

- Despite turning in one of its best defensive efforts on the season, Tech was edged 51-50 at ACC leader Clemson, Saturday night.
- Grant Basile led the Hokies in scoring and rebounding with 13 points and eight rebounds. It was his third straight game scoring double figures and fourth out of the last five.
- MJ Collins continues to be a bright spot off the bench. He connected on a pair of threes for the second straight game.

#### CLIMBING THE LADDER

- Hunter Cattoor is currently ninth all-time in career 3-pointers made in VT history. He became the ninth Hokie to reach 200 for his career at Boston College.

| Seasons   | Name            | 3FG |
|-----------|-----------------|-----|
| 2005-09   | A.D. Vassallo   | 267 |
| 2007-11   | Malcolm Delaney | 264 |
| 1986-89   | Wally Lancaster | 257 |
| 2014-18   | Justin Bibbs    | 254 |
| 1999-2003 | Brian Chase     | 239 |
| 2014-19   | Ahmed Hill      | 230 |
| 2000-05   | Carlos Dixon    | 215 |
| 2003-07   | Zabian Dowdell  | 210 |
| 2019-pr.  | Hunter Cattoor  | 205 |
| 2010-14   | Jarell Eddie    | 192 |

### 2022-23 SCHEDULE

#### RECORD

11-8

#### ACC

1-7

#### NON-CONFERENCE

10-1

#### HOME

8-2

#### AWAY

0-6

#### NEUTRAL

3-0

| Date  | Opponent                              | TV    | Time/Result |
|-------|---------------------------------------|-------|-------------|
| 11/7  | Delaware State                        | ACGNX | W, 95-57    |
| 11/10 | Lehigh                                | ACGN  | W, 78-52    |
| 11/13 | William & Mary                        | RSN   | W, 94-77    |
| 11/17 | Old Dominion <sup>1</sup>             | ESPN2 | W, 75-71    |
| 11/18 | Penn State <sup>1</sup>               | ESPN2 | W, 61-59    |
| 11/20 | at College of Charleston <sup>1</sup> | ESPN2 | L, 75-77    |
| 11/25 | Charleston Southern                   | ACGN  | W, 69-64    |
| 11/28 | Minnesota <sup>2</sup>                | ESPN2 | W, 67-57    |

|       |                                 |       |               |
|-------|---------------------------------|-------|---------------|
| 12/4  | #18 North Carolina <sup>*</sup> | ACGN  | W, 80-72      |
| 12/7  | Dayton                          | ACGN  | W, 77-49      |
| 12/11 | Oklahoma State <sup>3</sup>     | ESPN2 | W, 70-65      |
| 12/17 | Grambling State                 | RSN   | W, 74-48      |
| 12/21 | at Boston College <sup>*</sup>  | ACGN  | L, 65-70 (OT) |
| 12/31 | at Wake Forest                  | RSN   | L, 75-77      |

|      |                              |       |          |
|------|------------------------------|-------|----------|
| 1/4  | Clemson <sup>*</sup>         | ESPNU | L, 65-68 |
| 1/7  | NC State <sup>*</sup>        | RSN   | L, 69-73 |
| 1/11 | at Syracuse <sup>*</sup>     | RSN   | L, 72-82 |
| 1/18 | at #10 Virginia <sup>*</sup> | ESPNU | L, 68-78 |
| 1/21 | at #19 Clemson <sup>*</sup>  | ESPN2 | L, 50-51 |
| 1/23 | Duke <sup>*</sup>            | ESPN  | 7 PM     |
| 1/28 | Syracuse <sup>*</sup>        | ACGN  | 7 PM     |
| 1/31 | at Miami <sup>*</sup>        | ESPNU | 7 PM     |

|      |                              |      |        |
|------|------------------------------|------|--------|
| 2/4  | Virginia <sup>*</sup>        | TBD  | 12 PM  |
| 2/8  | Boston College <sup>*</sup>  | ACGN | 7 PM   |
| 2/11 | at Notre Dame <sup>*</sup>   | RSN  | 2 PM   |
| 2/15 | at Georgia Tech <sup>*</sup> | ACGN | 7 PM   |
| 2/18 | Pitt <sup>*</sup>            | ACGN | 5 PM   |
| 2/21 | Miami <sup>*</sup>           | TBD  | 7 PM   |
| 2/25 | at Duke <sup>*</sup>         | ESPN | 6/8 PM |
| 2/28 | at Louisville <sup>*</sup>   | ACGN | 9 PM   |

|        |                             |        |     |
|--------|-----------------------------|--------|-----|
| 3/4    | Florida State <sup>*</sup>  | ESPN/2 | TBD |
| 3/7-11 | ACC Tournament <sup>4</sup> | ESPN   | -   |

All Times Eastern

\* - ACC Game

1 - Shriners Children's Charleston Classic (Charleston, S.C.)

2 - ACC/Big Ten Challenge (Blacksburg, Va.)

3 - Basketball Hall of Fame Invitational (Brooklyn, N.Y.)

4 - New York Life ACC Tournament (Greensboro, N.C.)



### CONTACT INFO

**Brian Cox** | Phone: (540) 250-0624  
Email: bcox90@vt.edu  
Associate AD, Creative Communications

**Will Copeland** | Phone: (757) 814-0930  
Email: cwill99@vt.edu  
Assistant Director, Creative Communications

## QUICK FACTS

### THE BASICS

University Name: Virginia Tech  
 Location: Blacksburg, Va.  
 Founded: 1872  
 Enrollment: 37,000  
 President: Dr. Tim Sands  
 Director of Athletics: Whit Babcock  
 Nickname: Hokies  
 Mascot: Hokie Bird  
 Colors: Chicago Maroon and Burnt Orange  
 Affiliation: NCAA Division I  
 Conference: Atlantic Coast (18th Season)

### FACILITY FACTS

CASSELL COLISEUM  
 Capacity: 8,925  
 Record in Arena: 643-210 (.754)  
 Largest Crowd: 11,500 (vs. Purdue; Dec. 3, 1966)

### TEAM INFORMATION

2021-22 Record: 23-13  
 Home/Away/Neutral: 11-4/7-6/5-3  
 Conference Record: 11-9  
 Home/Away: 6-4/5-5  
 Conference Finish: 7th  
 Conference Tournament: Champion  
 Starters Returning/Lost: 2/3  
 Letterwinners Returning/Lost: 6/6  
 Newcomers: 9

Total seasons: 115  
 First season: 1908-09  
 All-Time Record: 1,529-1,264  
 All-Time ACC Record: 139-176  
 All-Time ACC Tournament Record: 14-17  
 ACC Championship Game Appearances (Titles): 1 (1 - 2022)  
 NCAA Tournament Appearances (Last): 13 (2022)  
 All-Time NCAA Record: 8-13



## MEDIA INFORMATION

### CREDENTIALS

Outlets interested in obtaining credentials to cover Virginia Tech basketball home games must apply for credentials via: [media.hokiesports.com/credentials](http://media.hokiesports.com/credentials).

You may also email: [bcox90@vt.edu](mailto:bcox90@vt.edu).

All credentials for Virginia Tech home games this season will be issued on a single-game basis, and media seating is extremely limited.

### INTERVIEW POLICY

During ACC play, Mike Young conducts weekly media press conferences, via Zoom. To request the Zoom link for a particular week, please email Brian Cox ([bcox90@vt.edu](mailto:bcox90@vt.edu)).

**Gamedays:** Coach Mike Young and select players will be available to the media following a 10-minute cooling off period after the game. For home games, interviews of Coach Young and players will be conducted in-person in the Cassell Coliseum media center.

**Non-Gamedays:** All coach and player interview requests need to be arranged through the Virginia Tech Creative Communications Office - contact Brian Cox (c. 540-250-0624; e. [bcox90@vt.edu](mailto:bcox90@vt.edu)). Players and coaches should not be contacted directly under any circumstances.



## 2022-23 VIRGINIA TECH NUMERICAL ROSTER

| No. | Name                | Cl.   | Pos. | Ht.  | Wt. | Hometown          | Previous School             |
|-----|---------------------|-------|------|------|-----|-------------------|-----------------------------|
| 0   | Hunter Cattoor      | Sr.   | G    | 6-3  | 200 | Orlando, Fla.     | Bishop Moore                |
| 1   | Rodney Rice         | Fr.   | G    | 6-4  | 195 | Clinton, Md.      | DeMatha Catholic            |
| 2   | MJ Collins          | Fr.   | G    | 6-4  | 190 | Clover, S.C.      | Combine Academy             |
| 3   | Sean Pedulla        | So.   | G    | 6-1  | 195 | Edmond, Okla.     | Edmond Memorial             |
| 4   | Darren Buchanan Jr. | Fr.   | F    | 6-7  | 235 | Washington, D.C.  | Woodrow Wilson              |
| 5   | Patrick Wessler     | Fr.   | C    | 7-0  | 245 | Matthews, N.C.    | Combine Academy             |
| 10  | Camden Johnson      | So.   | G    | 6-1  | 185 | Waxhaw, N.C.      | Metrolina Christian Academy |
| 11  | John Camden         | r-Fr. | F    | 6-8  | 215 | Downingtown, Pa.  | Memphis                     |
| 13  | Darius Maddox       | Jr.   | G    | 6-5  | 180 | Bowie, Md.        | Oak Hill Academy            |
| 14  | Owyn Dawyot         | Fr.   | G    | 6-2  | 190 | Roanoke, Va.      | Cave Spring                 |
| 15  | Lynn Kidd           | Jr.   | C    | 6-10 | 235 | Gainesville, Fla. | Clemson                     |
| 21  | Grant Basile        | Gr.   | F    | 6-9  | 235 | Pewaukee, Wis.    | Wright State                |
| 25  | Justyn Mutts        | Sr.   | F    | 6-7  | 220 | Millville, N.J.   | Delaware                    |
| 33  | Michael Ward        | Fr.   | G    | 6-2  | 175 | Bethesda, Md.     | Walt Whitman                |
| 34  | Mylyjael Poteat     | Jr.   | F    | 6-9  | 265 | Reidsville, N.C.  | Rice                        |

## COACHING & SUPPORT STAFF

**Head Coach:** Mike Young (Emory & Henry, 1986)  
**Record at VT:** 65-44 (4th Year)  
**Overall Record:** 364-288 (21st Year)  
**Associate Head Coach:** Mike Jones (2nd Year)  
**Assistant Coach:** Christian Webster (7th Year)  
**Assistant Coach:** Kevin Giltner (4th Year)  
**Chief of Staff:** Stephanie Ballein (4th Year)  
**Special Assistant for Recruiting:** Matt Olinger (4th Year)  
**Director of Player Personnel:** Ryan Nadeu (5th Year)  
**Special Assistant to the Head Coach:** Ace Custis (4th Year)  
**Strength & Conditioning:** David Jackson (15th Year)  
**Athletic Trainer:** Hisham Ziyout (4th Year)

## PRONUNCIATION GUIDE

|                     |                       |
|---------------------|-----------------------|
| Hunter Cattoor      | cuh-TOUR              |
| Sean Pedulla        | puh-DOOL-uh           |
| Darren Buchanan Jr. | DARE-in BUH-can-in    |
| Patrick Wessler     | WES-lerr              |
| Darius Maddox       | Mad-DOCKS             |
| Owyn Dawyot         | Doy-YACHT             |
| Grant Basile        | buh-ZILLY             |
| Justyn Mutts        | JUST-in               |
| Mylyjael Poteat     | Muh-LIE-juh! POH-teet |

## ROSTER BY CLASS

| Freshmen (7)        | Sophomores (2) | Juniors (3)     | Seniors (3)               |
|---------------------|----------------|-----------------|---------------------------|
| Darren Buchanan Jr. | Camden Johnson | Lynn Kidd       | Grant Basile <sup>^</sup> |
| John Camden*        | Sean Pedulla   | Darius Maddox   | Hunter Cattoor            |
| MJ Collins          |                | Mylyjael Poteat | Justyn Mutts              |
| Owyn Dawyot         |                |                 |                           |
| Rodney Rice         |                |                 |                           |
| Michael Ward        |                |                 |                           |
| Patrick Wessler     |                |                 |                           |

\* = Redshirt  
<sup>^</sup> = Graduate Student

## SOCIAL



## BY THE NUMBERS

# 110

Lynn Kidd has connected on 17 of his last 21 attempts (**81.0%**). For the season, Kidd has **110 total points**. He had 15 points in his first two seasons combined.

# 5

Five of Tech's **seven losses** have come on the road during the skid, including the **last three games**. Now, the Hokies return **home for four of the next five**.

# 23

Justyn Mutts has recorded **23 assists** over the last **three games**, including a season-high nine at Syracuse. In **ACC-only games**, Mutts is averaging **5.3 assists per game** - fourth-best in the league.

## NOTEWORTHY

### BIG MONDAY IN CASSELL

- Tech returns home after a season-long, three-game road swing that included a pair of games at nationally-ranked opponents (Virginia and Clemson).
- Monday's game vs. Duke is a Black Out, so Tech fans are encouraged to wear black.
- Smithfield's Bricks for Bacon promotion returns beginning Monday night. If the opposing team misses two free throws in a row, then every person in attendance will receive a \$10 Smithfield bacon coupon.

### HUNT MAKES HIGHLY-ANTICIPATED RETURN AT UVA

- Hunter Cattoor made his first appearance Wednesday night at Virginia after suffering a left arm injury at Boston College on Dec. 21 (missed four games).
- The senior from Orlando, Florida tallied 11 points, three 3-pointers, six rebounds and five assists in 34 minutes of action.
- Coach Young had this to say following the UVA game about Cattoor: "He's like the tide. He raises all of our ships, along with [Justyn] Mutts. He makes everybody better. ... He's an unbelievable floor general at the off guard spot. He's a great teammate. They love playing with him, they trust him, and he's tough as a pine knot. ... I love the kid. He's a Hokie through and through."

### KEEP SHOWING UP

- Tech's seven-game skid is its longest since the 2014-15 season when the Hokies lost seven in a row from Feb. 14-March 7, 2015.
- Darius Maddox had this to say after the UVA game when asked how does Tech end the losing streak: "Keep coming to practice every day, listening to the coaching staff and just buying in and not giving up. We're just going to keep fighting ... and try to turn this thing around."

### VALUE THE BALL

- An emphasis in Coach Young's system is valuing the basketball, thus limiting turnovers.
- Through 19 games, the Hokies are averaging 10.1 turnovers per game, which ranks ninth in the country.
- Tech ranks 19th nationally in assist/turnover ratio (1.45).
- The Hokies tallied 19 assists vs. eight turnovers at No. 10 Virginia. After the game,

Mike Young noted those are more like "Virginia Tech numbers."

### 'DULLA TURNING HEADS

- Sean Pedulla reached double-figure scoring in each of his first 18 games of the season. Pedulla was the first Hokie to do that since Erick Green scored double figures in all 32 games of the 2012-13 season.
- Below is a chart of the sophomores in the country who have increased their points per game from a season ago by double digits. Pedulla is 11th overall and one of only two Power 5 players.

| Player              | School               | 21-22      | 22-23       | Change       |
|---------------------|----------------------|------------|-------------|--------------|
| Brandin Podziemski  | Santa Clara          | 1.4        | 18.1        | +16.7        |
| Bryce Hopkins       | Providence           | 2.1        | 16.6        | +14.5        |
| Ty Johnson          | UC Davis             | 0.9        | 15.4        | +14.5        |
| Javon Small         | East Carolina        | 2.0        | 15.8        | +13.8        |
| Davon Barnes        | Texas Southern       | 2.1        | 15.7        | +13.6        |
| Zhuric Phelps       | SMU                  | 3.8        | 17.2        | +13.4        |
| Abdoulaye Thiam     | High Point           | 0.8        | 14.0        | +13.2        |
| Curtis Jones        | Buffalo              | 2.5        | 15.3        | +12.8        |
| Noah Reynolds       | Wyoming              | 2.9        | 15.1        | +12.2        |
| Ansley Almonor      | Fairleigh Dickinson  | 3.5        | 14.4        | +10.9        |
| <b>Sean Pedulla</b> | <b>Virginia Tech</b> | <b>5.4</b> | <b>15.9</b> | <b>+10.5</b> |
| KJ Simpson          | Colorado             | 7.4        | 17.4        | +10.0        |

### BASILE AMONG ACTIVE SCORING LEADERS

- Grant Basile eclipsed the 1,400 career point mark at Boston College. He is 154th in the country among active career scoring leaders.
- Below is a chart of active career scoring leaders in the ACC.

| Player             | School      | Points |
|--------------------|-------------|--------|
| Jayden Gardner     | Virginia    | 2,180  |
| Tyree Appleby      | Wake Forest | 1,909  |
| Jarkel Joiner      | NC State    | 1,796  |
| Ben Vander Plas    | Virginia    | 1,717  |
| Nike Sibande       | Pitt        | 1,710  |
| Armando Bacot      | UNC         | 1,639  |
| Dane Goodwin       | Notre Dame  | 1,585  |
| Isaiah Wong        | Miami       | 1,576  |
| Jordan Miller      | Miami       | 1,543  |
| Marcus Hammond     | Notre Dame  | 1,535  |
| Daivien Williamson | Wake Forest | 1,492  |

| Grant Basile      | Virginia Tech | 1,490 |
|-------------------|---------------|-------|
| Joseph Girard III | Syracuse      | 1,475 |
| Nate Laszewski    | Notre Dame    | 1,408 |

- Fourteen players in the ACC have at least 1,400 career points.

### FIVE STRAIGHT TICKETS PUNCHED

- The Hokies are among the nation's leaders in active NCAA Tournament appearances. With their program record fifth straight appearance locked up in 2022, they own the eighth-longest active streak. It's the second-longest among ACC programs.

| School         | Streak | Conference |
|----------------|--------|------------|
| Kansas         | 32     | Big 12     |
| Michigan State | 24     | Big Ten    |
| Gonzaga        | 23     | WCC        |
| North Carolina | 11     | ACC        |
| Villanova      | 9      | BIG EAST   |
| Purdue         | 7      | Big Ten    |
| Michigan       | 6      | Big Ten    |
| Virginia Tech  | 5      | ACC        |

- A pretty remarkable turnaround for a program that prior to 2017 had only gone to the NCAA Tournament once (2007) in 20 years.

### TRACKING THE TREY

- Coach Young's last four teams at Wofford all finished inside the top 10, nationally, in 3-point field-goal percentage.
- With three Hokies shooting over 40% from three, Tech made a big jump in this category in 2021-22.

| Season  | School        | 3FG% | Rank  |
|---------|---------------|------|-------|
| 2022-23 | Virginia Tech | 34.0 | 188th |
| 2021-22 | Virginia Tech | 39.2 | 3rd   |
| 2020-21 | Virginia Tech | 35.4 | 95th  |
| 2019-20 | Virginia Tech | 35.2 | 81st  |
| 2018-19 | Wofford       | 41.4 | 2nd   |
| 2017-18 | Wofford       | 41.3 | 5th   |
| 2016-17 | Wofford       | 40.3 | 7th   |
| 2015-16 | Wofford       | 40.8 | 8th   |

### TRIO OF TRANSFERS

- Tech landed Grant Basile (Wright State), John Camden (Memphis) and Mylyjael Poteat (Rice) out of the transfer portal in the offseason.
- Basile is the favorite to replace two-time All-ACC honoree Keve Aluma at the five position for the Hokies. The 6-foot-9 forward is versatile and has 3-point range, which will once again provide VT the

- opportunity to space the floor with all five starters having the green light from three.
- Camden will add depth at the wing, playing the three and the four positions for Tech. At 6-foot-8, Camden gives VT the option to play big when he slides over to the three position. He will be another sharpshooter to add to the Hokies' already potent outside attack.
- Poteat has perhaps been the biggest surprise among the transfers. His footwork and hands have drawn praise from Coach Young over the summer. He will primarily play at the five position for Tech.

## DEPTH ON THE FRONT LINE

- As opposed to last year, the Hokies should have significant depth in the frontcourt this season.
- "We're deeper on the front line than we've ever been," Young said at ACC Tipoff in Charlotte. "We were thin as nickel soup last year in the frontcourt after Mutts and Aluma. But I am comfortable with Darren Buchanan, John Camden. ... And ... Mylyjael and Lynn Kidd ... are going to help our team — big, strong, athletic people. Lynn Kidd's an amazing athlete. Mylyjael Poteat is just a physical person that can run. He's got exceptional hands."

## SIZING US UP

- Entering the 2022-23 season, Tech will feature seven scholarship players at 6-foot-7 or taller.
- That figure ties for the second-most since the start of the Seth Greenberg era. ~ h/t David Cunningham

| Season  | # of players 6-7 or taller | Players   |
|---------|----------------------------|---|
| 2003-04 | 5                          | Calloway, Matthews, McCandies, Dixon, Collins                                   |
| 2004-05 | 7                          | Witherspoon, Washington, Krabbendam, Calloway, Dixon, Collins, Tucker           |
| 2005-06 | 8                          | Witherspoon, Washington, Krabbendam, Vinson, Calloway, Collins, Diakite, Tucker |
| 2006-07 | 7                          | Washington, Krabbendam, Vinson, Witcher, Collins, Diakite, Tucker               |
| 2007-08 | 5                          | Allen, Washington, Vinson, Witcher, Diakite                                     |
| 2008-09 | 6                          | Allen, Davila, Vinson, Witcher, Diakite, Swindle                                |
| 2009-10 | 6                          | Allen, Raines, Davila, Witcher, Atkins, Swindle                                 |
| 2010-11 | 6                          | Allen, Chaney, Raines, Davila, Atkins, Eddie                                    |
| 2011-12 | 6                          | Van Zegeren, Raines, Davila, Finney-Smith, Eddie, Barksdale                     |
| 2012-13 | 5                          | Van Zegeren, Raines, Eddie, Wood, Barksdale                                     |
| 2013-14 | 7                          | Van Zegeren, Raines, Kirby, Eddie, Thompson, Wood, Barksdale                    |
| 2014-15 | 3                          | Henry, Van Zegeren, Pierce  |
| 2015-16 | 5                          | Henry, Pierce, Hamilton, Blackshear Jr., LeDay                                  |
| 2016-17 | 2                          | Sy, LeDay   |
| 2017-18 | 2                          | Fullard, Blackshear Jr.   |
| 2018-19 | 1                          | Blackshear Jr.  |
| 2019-20 | 3                          | Nolley, Ojiako, Johnson   |
| 2020-21 | 5                          | Ojiako, Aluma, N'Guessan, Pems, Mutts   |
| 2021-22 | 6                          | N'Guessan, Haynes, Kidd, Ojiako, Aluma, Mutts                                   |
| 2022-23 | 7                          | Kidd, Basile, Poteat, Camden, Buchanan Jr., Wessler, Mutts                      |

## BASILE THE PERFECT FIT

- More than 50 schools reached out to Grant Basile when he went into the transfer portal last spring. After his latest outing - a 23-point, 10-rebound performance against Dayton, Basile continues to deliver at a high rate for the Hokies.
- "He's just the perfect fit to go along with the other four starters that we have and the rest of the team," Sean Pedulla said. "Just a completely unselfish guy, a very team-oriented guy. And like the rest of us, he gets excited when other people play well and we're all excited when he plays well. Just a great overall fit."

## JUSTYN MUTTS: A MAN OF THE PEOPLE

- Mutts has a special place in his heart for mentoring the youth. Recently, the senior forward has been involved with the West End Center for Youth in Roanoke, Virginia, hosting clinics and mentoring young people.
- "Being a basketball player at a big-time program like Virginia Tech, I can use my platform to my advantage," Mutts pointed out. "When I talk, the kids listen intently and give me their full attention when I offer advice or words of wisdom. I know I had a mentor when I was around the middle school age, and this person was an extremely influential person in my life that helped guide me down the right path. That's exactly who I want to be for these kids."



## STANDINGS

| TEAM                     | OVERALL     | ACC        | PCT         |
|--------------------------|-------------|------------|-------------|
| 1. Clemson               | 16-4        | 8-1        | .800        |
| 2. Virginia              | 15-3        | 7-2        | .833        |
| 3. Miami                 | 15-4        | 6-3        | .789        |
| 4. North Carolina        | 14-6        | 6-3        | .700        |
| Wake Forest              | 14-6        | 6-3        | .700        |
| 6. Pitt                  | 13-7        | 6-3        | .650        |
| 7. Syracuse              | 13-7        | 6-3        | .650        |
| 8. Duke                  | 14-5        | 5-3        | .737        |
| 9. NC State              | 15-5        | 5-4        | .750        |
| 10. Florida State        | 7-13        | 5-4        | .350        |
| 11. Boston College       | 9-11        | 3-6        | .450        |
| <b>12. Virginia Tech</b> | <b>11-8</b> | <b>1-7</b> | <b>.579</b> |
| 13. Notre Dame           | 9-11        | 1-8        | .450        |
| 14. Georgia Tech         | 8-11        | 1-8        | .421        |
| 15. Louisville           | 2-17        | 0-8        | .105        |

## PREDICTED ORDER OF FINISH

| TEAM (FIRST-PLACE VOTES)    | POINTS     |
|-----------------------------|------------|
| 1. North Carolina (90)      | 1504       |
| 2. Duke (2)                 | 1339       |
| 3. Virginia (6)             | 1310       |
| 4. Miami (2)                | 1138       |
| 5. Florida State            | 1064       |
| 6. Notre Dame               | 971        |
| <b>7. Virginia Tech (1)</b> | <b>921</b> |
| 8. Syracuse                 | 700        |
| 9. Wake Forest              | 672        |
| 10. NC State                | 548        |
| 11. Clemson                 | 528        |
| 12. Louisville              | 477        |
| 13. Boston College          | 368        |
| 14. Pitt                    | 320        |
| 15. Georgia Tech            | 260        |

## PRESEASON ALL-ACC TEAM

### First Team

Armando Bacot, North Carolina  
 Isaiah Wong, Miami  
 Caleb Love, North Carolina  
 Terquavion Smith, NC State  
 Jeremy Roach, Duke

### Second Team

Jayden Gardner, Virginia  
 Dereck Lively II, Duke  
**Justyn Mutts, Virginia Tech**  
 PJ Hall, Clemson  
 RJ Davis, North Carolina

## PRESEASON ACC PLAYER OF THE YEAR

Armando Bacot, North Carolina

## PRESEASON ACC FRESHMAN OF THE YEAR

Dereck Lively II, Duke



## TEAM COMPARISON

| VT   | Stat                      | DUKE |
|------|---------------------------|------|
| 72.6 | Points Per Game           | 72.0 |
| 65.6 | Opponents Points Per Game | 63.5 |
| +7.0 | Scoring Margin            | +8.5 |
| 35.7 | Rebounds Per Game         | 40.0 |
| +1.5 | Rebounding Margin         | +8.8 |
| .460 | FG Percentage             | .429 |
| .416 | FG Percentage Defense     | .411 |
| .340 | 3FG Percentage            | .317 |
| .312 | 3FG Percentage Defense    | .295 |
| 7.6  | 3FG Made Per Game         | 6.7  |
| .744 | FT Percentage             | .775 |
| 14.6 | Assists Per Game          | 14.2 |
| 10.1 | Turnovers Per Game        | 12.5 |

## ELITE COMPANY

- Tech's Mike Young joined an elite group of head coaches who have won an ACC tournament title within the first three seasons at their respective school.

| Coach          | School         | Year (#) |
|----------------|----------------|----------|
| Vic Bubas      | Duke           | 1960 (1) |
| Jim Valvano    | NC State       | 1983 (3) |
| Press Maravich | NC State       | 1965 (1) |
| Terry Holland  | Virginia       | 1976 (2) |
| Bill Guthridge | North Carolina | 1998 (1) |
| Jim Larrañaga  | Miami          | 2013 (2) |
| Mike Young     | Virginia Tech  | 2022 (3) |

- With the win against Duke, Young improved to 6-0 in conference tournament championship games. His six titles are as many as Michigan State's Tom Izzo and one more than Syracuse's Jim Boeheim.

## RAVE REVIEWS FOR POTEAT

- Junior forward Mylyjael Poteat has been a pleasant surprise for Coach Young.
- "He's got unbelievable hands," Young said of Poteat. "Much, much better feet. I liked him coming out of high school and I called him three or four times. ... He's gonna help us win. He's big and he's physical and he's not afraid of contact. He knows who he is as a player, and I think that's a benefit of playing college basketball for two years."

## NO CEILING

- Although the Hokies feature nine new faces in 2022-23, Justyn Mutts believes this group can be even better than last year.
- "There is no ceiling. I think our team is so diverse and so talented and so dynamic that if we really start to click the way I feel we can, it'll be scary. Just the way we defend, the way we can make shots, the way we can get to the basket or space it out or our pace of offense. I think once we really start clicking on all cylinders with the relationships that we have as people off the court, it'll be a lot of fun."

## 1-800-TRIFECTA

- Tech's trio of Hunter Cattoor, Darius Maddox and Sean Pedulla all shot above 40% from three last season (min. 30 makes).

| Player         | 3FGM - 3FGA | 3FG% |
|----------------|-------------|------|
| Hunter Cattoor | 83-199      | 41.7 |
| Darius Maddox  | 40-79       | 50.6 |
| Sean Pedulla   | 34-76       | 44.7 |

- Cattoor's 83 makes led all Hokies and were tied for the fourth-most threes made in a single season in program history.
- Cattoor also ranks ninth all-time in career 3-pointers made at VT with 205. The record is held by A.D. Vassallo at 267.
- As a team, the Hokies buried 319 treys in 2021-22 – the second-most in a single season in Tech history.
- Two of the Hokies' three best single-season marks have come under Coach Young.

| Season  | 3FG | 3FG% |
|---------|-----|------|
| 2018-19 | 327 | 39.4 |
| 2021-22 | 319 | 39.2 |
| 2019-20 | 315 | 35.2 |

## J-MUTTY: THE ULTIMATE SCHOLAR

- Justyn Mutts, the ACC's Skip Prosser Award winner last season, embarks on his 11th semester in college – having already earned a bachelor's degree and two master's degrees.
- He's currently enrolled in human development – his second undergraduate program.

## DO IT FOR THE CITY

- Justyn Mutts has his sights set on a third consecutive trip to the Big Dance in March. However, getting there isn't the end goal.
- "I've never won a game in March Madness," Mutts said. "That's definitely a huge thing for me this year. We need multiple wins [in the NAAs], just for the city. Blacksburg, they deserve it [for] the love that they show us."

## DEPENDABLE DEFENDERS

- Hunter Cattoor almost always draws the assignment of guarding the opposing team's best guard or wing.
- He's come a long way in that department, as Coach Young has gone on record of saying "he couldn't guard me" when Cattoor first arrived in Blacksburg.
- Combined with Justyn Mutts, who is as good of a defender as Young has ever coached, the Hokies have two elite leaders on the defensive side of the ball.

## MEMORABLE YEAR

- Saturday's game vs. Grambling State was Virginia Tech's final home game of 2022. Tech posted a 14-3 record inside of Cassell Coliseum in the calendar year.
- The Hokies are 8-0 at home this season and riding a nine-game win streak in their home quarters dating back to last season.



The 2022-23 season marks the 21st for Mike Young as a head coach.

## SPECIALTY STAT TRACKER

| Opponent                 | Off TOs    | Paint      | 2nd Chance | FB         | Bench       |
|--------------------------|------------|------------|------------|------------|-------------|
| Delaware State           | 18         | 28         | 16         | 8          | 19          |
| Lehigh                   | 16         | 40         | 4          | 2          | 17          |
| William & Mary           | 14         | 24         | 14         | 6          | 21          |
| Old Dominion             | 6          | 28         | 8          | 2          | 19          |
| Penn State               | 8          | 40         | 11         | 2          | 10          |
| at College of Charleston | 15         | 44         | 9          | 7          | 5           |
| Charleston Southern      | 14         | 40         | 8          | 8          | 11          |
| Minnesota                | 13         | 40         | 13         | 2          | 15          |
| North Carolina           | 10         | 42         | 8          | 10         | 12          |
| Dayton                   | 10         | 36         | 7          | 2          | 14          |
| Oklahoma State           | 19         | 24         | 10         | 7          | 12          |
| Grambling State          | 23         | 24         | 9          | 3          | 15          |
| at Boston College        | 6          | 42         | 7          | 6          | 1           |
| at Wake Forest           | 7          | 34         | 15         | 4          | 18          |
| Clemson                  | 11         | 18         | 9          | 4          | 8           |
| NC State                 | 15         | 36         | 11         | 8          | 15          |
| at Syracuse              | 15         | 46         | 8          | 12         | 12          |
| at Virginia              | 8          | 22         | 6          | 5          | 12          |
| at Clemson               | 18         | 24         | 2          | 7          | 16          |
| Duke                     |            |            |            |            |             |
| Syracuse                 |            |            |            |            |             |
| at Miami                 |            |            |            |            |             |
| Virginia                 |            |            |            |            |             |
| Boston College           |            |            |            |            |             |
| at Notre Dame            |            |            |            |            |             |
| at Georgia Tech          |            |            |            |            |             |
| Pitt                     |            |            |            |            |             |
| Miami                    |            |            |            |            |             |
| at Duke                  |            |            |            |            |             |
| at Louisville            |            |            |            |            |             |
| Florida State            |            |            |            |            |             |
| <b>Total +/-</b>         | <b>+18</b> | <b>+96</b> | <b>-32</b> | <b>-25</b> | <b>-139</b> |
| <b>Season Highs</b>      | <b>23</b>  | <b>46</b>  | <b>16</b>  | <b>12</b>  | <b>21</b>   |

## FAST BREAK

Tech has registered **two** wins over Top-5 programs under head coach Mike Young – most recently an 81-73 win over No. 3 Villanova on Nov. 28, 2020.

## SCHOOL RECORDS

### INDIVIDUAL

|   |  |
|---|--|
| Games Played (Season)                   | 36, by 5 players   |
| Games Started (Season)                  | 36, by 5 players   |
| Games Played (Career)                   | 136, Malcolm Delaney (2007-11)   |
| Games Started (Career)                  | 126, Dell Curry (1982-86); Bobby Beecher (1982-86)                                   |
| Consecutive Starts                      | 123, Ace Custis (1993-97)  |
| Minutes Played (Game)                   | 55, by 3 players   |
| Minutes Played (Season)                 | 1,300, Malcolm Delaney (2010-11), 34 games   |
| Minutes Played (Highest Season Average) | 38.6, Jay Purcell (1991-92), 28 games  |
| Minutes Played (Career)                 | 4,688, Malcolm Delaney (2007-11)   |
| Minutes Played (Highest Career Average) | 35.1, Dale Solomon, 1978-82  |
| Points (Overall Game)                   | 52, Allan Bristow vs. George Washington (2-21-73)                                    |
| Points (ACC Game)                       | 37, Malcolm Delaney vs. Clemson (1-29-09)  |
| Points (ACC Tournament Game)            | 32, Jalen Hudson vs. Wake Forest (3-10-15)   |
| Points (NCAA Tournament)                | 29, Glen Combs vs. Indiana (3-17-67)   |
| Points (NIT)                            | 33, A.D. Vasallo vs. Duquesne (3-18-09)  |
| Points (Season)                         | 801, Erick Green (2012-13), 32 games   |
| Points (ACC Season)                     | 469, Erick Green (2012-13), 18 games   |
| Points (Season Average)                 | 26.6, Bimbo Coles (1988-89), 27 games  |
| Points (Double-Figure Games, Season)    | 34, Dell Curry (1983-84), 35 games   |
| Points (Career)                         | 2,484, Bimbo Coles (1986-90)   |
| Points (Career Average)                 | 23.1, Allan Bristow (1970-73)  |
| Points (Double-Figure Games, Career)    | 115, Dell Curry (1982-86)  |
| Field Goals Made (Game)                 | 22, Allan Bristow vs. George Washington (2-21-73)                                    |
| 3-Pointers Made (Game)                  | 9, Hunter Cattoor at Florida State (1-29-22); Justin Robinson vs. Syracuse (1-26-19) |
| Field Goals Made (Season)               | 305, Dell Curry (1985-86), 30 games  |
| 3-Pointers Made (Season)                | 106, Wally Lancaster (1987-88), 29 games   |
| Field Goals Made (Career)               | 1,021, Dell Curry (1982-86)  |
| 3-Pointers Made (Career)                | 267, A.D. Vasallo (2005-09)  |
| Free Throws Made (Game)                 | 20, by 3 players   |
| Free Throws Made (Season)               | 230, Malcolm Delaney (2009-10), 33 games   |
| Free Throws Made (Career)               | 721, Malcolm Delaney (2007-11)   |
| Rebounds (Game)                         | 36, Chris Smith vs. Washington & Lee (1-9-59)  |
| Rebounds (Season)                       | 495, Chris Smith (1959-60), 26 games   |
| Rebounds (Career)                       | 1,508, Chris Smith (1957-61)   |
| Assists (Game)                          | 12, by 3 players   |
| Assists (Season)                        | 192, Dave Sensibaugh (1975-76), 28 games   |
| Assists (Career)                        | 547, Bimbo Coles (1986-90)   |
| Steals (Game)                           | 8, by 3 players  |
| Steals (Season)                         | 94, Jamon Gordon (2006-07), 34 games   |
| Steals (Career)                         | 295, Dell Curry (1982-86)  |
| Blocks (Game)                           | 9, Roy Brow vs. James Madison (12-6-86); vs. Baptist College (12-12-87)              |
| Blocks (Season)                         | 100, Roy Brow (1987-88), 28 games  |
| Blocks (Career)                         | 251, Roy Brow (1984-88)  |
| <b>TEAM</b>                             |  |
| Points (Game)                           | 141, vs. Southern Miss (2-6-88)  |
| Points (Season)                         | 2,646, 1987-88, 29 games   |
| Field Goals Made (Game)                 | 52, vs. VMI (2-20-59)  |
| Field Goals Made (Season)               | 1,058, 1983-84, 35 games   |
| FG Percentage (Game)                    | .722 (39-54), vs. Syracuse (1-28-76)   |
| FG Percentage (Season)                  | .517 (1,030-1,993), 1981-82  |
| 3-Pointers Made (Game)                  | 21, vs. Delaware State (11-20-19)  |
| 3-Pointers Made (Season)                | 327, 2018-19, 35 games   |
| 3FG Percentage (Game)                   | .720 (18-25), at Florida State (1-29-22)   |
| 3FG Percentage (Season)                 | .403 (290-720), 2016-17  |
| Rebounds (Game)                         | 83, vs. VMI (2-19-61)  |
| Assists (Game)                          | 36, vs. The Citadel (11-12-17)   |
| Steals (Game)                           | 21, at Clemson (2-8-06)  |
| Blocks (Game)                           | 15 (2x), last vs. VMI (12-9-09)  |

## 2022-23 HONORS WATCH



### Justyn Mutts

- ACC Preseason Voting*
- Second-Team All-ACC

### *Naismith Memorial Basketball Hall of Fame*

- Karl Malone Award Watch List

### *Shriners Children's Charleston Classic*

- All-Tournament Team

### *ACC Player of the Week*

- Dec. 5 (21.5 ppg, 10.0 rpg, 65.5 FG%)

### Sean Pedulla

#### *Basketball Hall of Fame Invitational*

- MVP vs. Oklahoma State (16p, 5r, 4a)



## GLUE GUY

- Jon Rothstein voted Justyn Mutts as one of his top-10 "glue guys" heading into the 2022-23 season.



## WINNINGEST STRETCH IN PROGRAM HISTORY

- Tech has racked up 143 wins over the last seven seasons, which is tied for the winningest stretch in program history.



- Between 1979 and 1986, VT also recorded 143 wins.
- The Hokies will need 23 wins or more in 2022-23 to break the best eight-season stretch in program history.

| Season  | Head Coach    | Record |
|---------|---------------|--------|
| 2015-16 | Buzz Williams | 20-15  |
| 2016-17 | Buzz Williams | 22-11  |
| 2017-18 | Buzz Williams | 21-12  |
| 2018-19 | Buzz Williams | 26-9   |
| 2019-20 | Mike Young    | 16-16  |
| 2020-21 | Mike Young    | 15-7   |
| 2021-22 | Mike Young    | 23-12  |
| 2022-23 | Mike Young    | 11-8   |

- Five of those seven seasons have resulted in an NCAA tournament appearance.

## LEADING AT THE BREAK

- Over the last three seasons, Tech is 42-9 when leading at halftime.
- The Hokies are 55-13 in the Mike Young era when up at half.

## NATIONAL POLLS

### ASSOCIATED PRESS POLL

Updated: January 16

| Rank | School           | Record | Points |
|------|------------------|--------|--------|
| 1    | Houston (34)     | 17-1   | 1460   |
| 2    | Kansas (23)      | 16-1   | 1446   |
| 3    | Purdue (3)       | 16-1   | 1382   |
| 4    | Alabama          | 15-2   | 1347   |
| 5    | UCLA             | 16-2   | 1237   |
| 6    | Gonzaga          | 16-3   | 1178   |
| 7    | Texas            | 15-2   | 1122   |
| 8    | Xavier           | 15-3   | 1047   |
| 9    | Tennessee        | 14-3   | 1019   |
| 10   | Virginia         | 13-3   | 926    |
| 11   | Arizona          | 15-3   | 838    |
| 12   | Iowa State       | 13-3   | 795    |
| 13   | Kansas State     | 15-2   | 771    |
| 14   | TCU              | 14-3   | 753    |
| 15   | UConn            | 15-4   | 668    |
| 16   | Auburn           | 14-3   | 553    |
| 17   | Miami            | 14-3   | 487    |
| 18   | Charleston       | 18-1   | 351    |
| 19   | Clemson          | 15-3   | 339    |
| 20   | Marquette        | 14-5   | 306    |
| 21   | Baylor           | 12-5   | 267    |
| 22   | Providence       | 14-4   | 262    |
| 23   | Rutgers          | 13-5   | 131    |
| 24   | Florida Atlantic | 16-1   | 126    |
| 25   | Arkansas         | 12-5   | 115    |

**Receiving Votes:** NC State 111, Saint Mary's 106, Arizona State 79, New Mexico 67, Illinois 61, San Diego State 44, Michigan State 29, Duke 24, Wisconsin 14, Creighton 9, Kent State 8, Boise State 6, Texas A&M 5, Ohio State 3, Missouri 3, VCU 2, Iowa 2, North Carolina 1

**Dropped from Rankings:** Wisconsin 18, Missouri 20, San Diego State 23, Duke 24

### USA TODAY COACHES' POLL

Updated: January 16

| Rank | School       | Record | Points |
|------|--------------|--------|--------|
| 1    | Houston (17) | 17-1   | 777    |
| 2    | Kansas (9)   | 16-1   | 768    |
| 3    | Purdue (5)   | 16-1   | 743    |
| 4    | Alabama (1)  | 15-2   | 699    |
| 5    | UCLA         | 16-2   | 645    |
| 6    | Gonzaga      | 16-3   | 616    |
| 7    | Texas        | 15-2   | 574    |
| 8    | Xavier       | 15-3   | 555    |
| 9    | Tennessee    | 14-3   | 537    |
| 10   | Virginia     | 13-3   | 499    |
| 11   | Arizona      | 15-3   | 410    |
| 12   | Iowa State   | 13-3   | 379    |
| 13   | TCU          | 14-3   | 372    |
| 14   | UConn        | 15-4   | 367    |
| 15   | Kansas State | 15-2   | 364    |
| 16   | Miami        | 14-3   | 266    |
| 17   | Auburn       | 14-3   | 235    |
| 18   | Marquette    | 14-5   | 197    |
| 19   | Clemson      | 15-3   | 177    |
| 20   | Providence   | 14-4   | 172    |
| 21   | Charleston   | 18-1   | 153    |
| 22   | Baylor       | 12-5   | 133    |
| 23   | Illinois     | 12-5   | 97     |
| 24   | Saint Mary's | 16-4   | 88     |
| 25   | Arkansas     | 12-5   | 82     |

**Receiving Votes:** Rutgers 74, Duke 64, Florida Atlantic 58, Michigan State 42, Wisconsin 41, Indiana 32, New Mexico 25, San Diego State 24, Iowa 23, Ohio State 21, Missouri 21, Arizona State 20, NC State 16, Kentucky 10, Texas A&M 8, Boise State 7, Texas Tech 3, North Carolina 3, Nevada 2, Tulane 1

**Dropped from Rankings:** Wisconsin 18, Missouri 20, Duke 21, San Diego State 25

### TRACKING TECH

|           | AP | Coaches |
|-----------|----|---------|
| Preseason | RV | RV      |
| 11/14     | RV | RV      |
| 11/21     | RV | RV      |
| 11/28     | RV | -       |
| 12/5      | RV | RV      |
| 12/12     | 24 | T23     |
| 12/19     | 21 | 20      |
| 12/26     | RV | RV      |
| 1/2       | RV | RV      |
| 1/9       | -  | -       |
| 1/16      | -  | -       |
| 1/23      | -  | -       |
| 1/30      | -  | -       |
| 2/6       | -  | -       |
| 2/13      | -  | -       |
| 2/20      | -  | -       |
| 2/27      | -  | -       |
| 3/6       | -  | -       |
| 3/13      | -  | -       |
| Final     | -  | -       |

#### Ratings Tracker (through January 21)

|                   |    |
|-------------------|----|
| ESPN.com BPI      | 45 |
| KenPom.com        | 47 |
| Massey            | 57 |
| NCAA NET Rankings | 55 |
| Sagarin           | 66 |

#### Virginia Tech's "Best" NET Wins:

|                |    |
|----------------|----|
| North Carolina | 32 |
| Oklahoma State | 43 |
| Penn State     | 48 |



**NOTEWORTHY**

**WHERE ARE THEY NOW?**

- The Hokies lost 54.5% of their scoring from a year ago.
- Below is a rundown of where the letterwinners lost are now.

| Name            | Points | Current Team                 |
|-----------------|--------|------------------------------|
| Keve Aluma      | 567    | Niigata (Japan)              |
| Nahiem Alleyne  | 346    | UConn                        |
| Storm Murphy    | 288    | Medipolis SC Jena (Germany)  |
| David N'Guessan | 132    | Kansas State                 |
| John Ojiako     | 47     | George Mason                 |
| Jalen Haynes    | 7      | ETSU                         |
| Ben Varga       | 3      | No longer playing basketball |

**MUTTS DISHING IT OUT WITH THE BEST OF THEM**

- Justyn Mutts was among the nation's leaders in assists from the forward position last season.
- He tied for fourth in the country with 124 assists. Ironically, the person he tied was the No. 1 pick in the 2022 NBA Draft.

| Name            | Assists | Team          |
|-----------------|---------|---------------|
| Tosan Evbuomwan | 142     | Princeton     |
| Kyle Rode       | 140     | Liberty       |
| Jalen Slawson   | 125     | Furman        |
| Justyn Mutts    | 124     | Virginia Tech |
| Paolo Banchemo  | 124     | Duke          |

**50TH ANNIVERSARY OF '73 NIT CHAMPIONSHIP TEAM**

- The 2022-23 season marks the 50th anniversary of the 1973 NIT championship team.
- It was the first postseason championship in program history.
- The Hokies captured the tournament by winning four games by a combined five points at Madison Square Garden in New York City.

| Opponent   | Score         | Date    |
|------------|---------------|---------|
| New Mexico | W, 65-63      | 3/18/73 |
| Fairfield  | W, 77-76      | 3/22/73 |
| Alabama    | W, 74-73      | 3/24/73 |
| Notre Dame | W, 92-91 (OT) | 3/25/73 |

- Bobby Stevens drained the game-winning basket as time expired to lift the Hokies over Notre Dame in the final.

**DANCIN' IN BACK-TO-BACK SEASONS**

- In previous seasons in Virginia Tech history, the fastest head coach to make the NCAA Tournament was in Year Three. Those Hokies were Howie Shannon, Charlie Moir and Buzz Williams.
- Therefore, with Mike Young doing so in Year Two, he became the fastest Tech coach to make The Dance.
- The Hokies have also never had a head coach lead them to the NCAA Tournament in two of their first three seasons.
- Mike Young becomes just the third head coach in program history to register multiple trips to the NCAA Tournament, joining Charlie Moir and Buzz Williams.
- Here's a rundown of the head coaches who have guided Tech to the NCAA Tournament.

| Head Coach     | NCAAT Years            | # of App. |
|----------------|------------------------|-----------|
| Charlie Moir   | 1979, 1980, 1985, 1986 | 4         |
| Buzz Williams  | 2017, 2018, 2019       | 3         |
| Mike Young     | 2021, 2022             | 2         |
| Don DeVoe      | 1976                   | 1         |
| Bill Foster    | 1996                   | 1         |
| Seth Greenberg | 2007                   | 1         |
| Howie Shannon  | 1967                   | 1         |

**HOKIE CENSUS**

- Tech has 15 players on the squad who represent nine states and Washington, D.C.
- Maryland and North Carolina lead the way

with three players apiece, followed by Florida (two).

**50 SPOT**

- Tech shot over 50 percent in a game five times during the 2020-21 season - going 5-0.
- Since Young got to Blacksburg, the Hokies are 28-3 in contests shooting 50 percent or greater - only losses: vs. BYU (11/27/19), vs. Miami (1/26/22), at College of Charleston (11/20/22).
- Since the 2010-11 season, Tech is 99-14 when shooting 50 percent or better.


**RANKED WINS BECOMIN' COMMON**

- Tech had four ranked wins in 2020-21, tying the most-ever in school history (set 2017-18).
- The Hokies notched their first two of the 2021-22 season in Brooklyn against No. 25 North Carolina in the ACC semifinals and No. 7 Duke in the championship game.
- Tech's 80-72 win over No. 18 North Carolina on Dec. 4 was the Hokies' first ranked win of the 2022-23 season.

**ONE BIG FAMILY**

- The camaraderie between the VT men's and women's basketball teams as described by Hunter Cattoor:
- "I'd say it's like a whole big family there. We play and practice in the same facility, so we see them every day, whether that's working out on our own time or during lift and practice. We see them all around. We're saying hey to them. I know Coach Brooks is doing a great job over there with that team. But I look at them as family. ... I think it's great for both programs to be together and support each other and want each other to do well."





CASSELL COLISEUM - RENDERING OF PROPOSED \$75 MILLION-PLUS RENOVATION OF VIRGINIA TECH'S HOME VENUE

**REACH FOR EXCELLENCE**


- Virginia Tech announced on April 20, 2021 a \$400 million fundraising campaign to propel Hokie sports to the forefront of the Atlantic Coast Conference, prepare generations of student-athletes for success in life, and raise the university's profile nationwide.
- The campaign will leverage the momentum of recent successes on the field and in fundraising, such as adding about 10,000 more Hokie Club members in the past five years and opening the Student-Athlete Performance Center, thanks to a record gift. Still, leaders acknowledged that the athletics enterprise needs an infusion of revenue in order to compete at the top of the ACC.
- The budget increase will support athletics in three primary areas: facilities, coaching, and the student-athlete experience.



- The Reach for Excellence campaign has five main pillars, which are:
  - A football enhancement fund to build a program that consistently competes at the top of the ACC, by allotting \$30 million over time for recruiting, assistant coaches' salaries, quality-control coaches, player development, and capital needs.
  - Renovations to improve Cassell Coliseum, with at least \$50 million to be raised privately.
  - The Drive for 25 initiative to increase Hokie Club membership to 25,000 and raise \$20 million annually for student-

athlete scholarships.

- Striving for comprehensive excellence for all sports by providing operating expenses, facility improvements, nutritional and strength and conditioning programs, and more.
- Increasing the number of student-athlete scholarship endowments to expand capacity to support students and broaden reach in recruiting.
- When it's filled with nearly 10,000 fans cheering the Hokies to victory in the last seconds of a basketball game, Cassell Coliseum is an amazing sight. But when it's empty, the home of Virginia Tech basketball, volleyball, and wrestling shows its age. Built in the early 1960s, the Coliseum is due for an extensive renovation.
- Plans call for a completely redesigned experience, including:
  - A new glass entrance along Washington Street
  - Extended concourse areas along both sides to allow fans easier access to different sections of the coliseum
  - The addition of high-end premium seating areas, including club seating and luxury suites on both sides
- This much-needed \$75 million-plus project, helped by at least \$50 million in private support, would create one of the best home venues in the ACC.



**“HOKIE TRACKS”**

COMMENTS THAT LEFT AN IMPRESSION

“I think we have always had that standard. I think coming into the year, we wanted to be the best team that we could possibly be and achieve the most that we could achieve. I think throughout the year, we hit ups and downs, but at the end of the day, we never wavered from what our goal was. So, once we won the ACC championship, obviously, it may have been a big shock for everyone else, but for us, it wasn't a shock of that we couldn't have won it. I felt like since Day 1 we felt like we could have won it. I think the standard is trying to win each day, and whatever happens past that happens.”

**- Hunter Cattoor on last year's success raising the standard**

“I think we've got a really good culture. We've got good guys on the team that when things start going south, I can look to my left and my right and see guys that I trust, guys I believe in. If it's a big shot, I've got guys that I trust with those big shots”

**- Justyn Mutts on the Hokies' composure when the game gets tight**

“That guy came back for a reason. He didn't come back to sit on his laurels and piddle-paddle around. He came back to win.”

**- Mike Young on Justyn Mutts**

## 2022-23 RANKING SUMMARY

| Statistic                                   | National Rank | Conference Rank | Value | National Leader    | Value | Conference Leader | Value |
|---|---------------|-----------------|-------|--------------------|-------|-------------------|-------|
| Assist/Turnover Ratio (352 ranked)          | 19            | 2               | 1.45  | Virginia           | 1.78  | Virginia          | 1.78  |
| Assists Per Game (352 ranked)               | 85            | 3               | 14.6  | Xavier             | 21.2  | Virginia          | 16.2  |
| Bench Points per game (352 ranked)          | 329           | 12              | 13.26 | Fla. Atlantic      | 37.70 | Georgia Tech      | 22.21 |
| Blocks Per Game (352 ranked)                | 129           | 11              | 3.6   | Utah Valley        | 6.5   | Syracuse          | 5.6   |
| Effective FG pct (352 ranked)               | 102           | 6               | 0.524 | Cornell            | 0.581 | Wake Forest       | 0.547 |
| Fastbreak Points (352 ranked)               | 328           | 13              | 5.53  | TCU                | 21.11 | NC State          | 16.95 |
| Field Goal Percentage (352 ranked)          | 102           | 5               | 46.0  | Gonzaga            | 51.8  | Miami (FL)        | 47.4  |
| Field Goal Percentage Defense (352 ranked)  | 88            | 6               | 41.6  | Tennessee          | 34.2  | Clemson           | 39.5  |
| Fouls Per Game (352 ranked)                 | 81            | 5               | 15.6  | Butler             | 12.6  | Notre Dame        | 13.2  |
| Free Throw Attempts Per Game (352 ranked)   | 337           | 14              | 14.0  | UTRGV              | 27.4  | North Carolina    | 24.9  |
| Free Throw Percentage (352 ranked)          | 62            | 7               | 74.4  | Villanova          | 83.2  | Clemson           | 79.5  |
| Free Throws Made Per Game (352 ranked)      | 310           | 14              | 10.4  | UTRGV              | 19.2  | North Carolina    | 18.6  |
| Rebound Margin (352 ranked)                 | 172           | 5               | 1.4   | Purdue             | 11.4  | Duke              | 8.8   |
| Rebounds (Defensive) Per Game (352 ranked)  | 77            | 4               | 26.63 | Alabama            | 32.79 | North Carolina    | 28.95 |
| Rebounds (Offensive) Per Game (352 ranked)  | 260           | 10              | 9.05  | Saint Peter's      | 14.89 | Duke              | 13.84 |
| Rebounds Per Game (352 ranked)              | 161           | 7               | 35.68 | Alabama            | 46.37 | Duke              | 40.00 |
| Scoring Defense (352 ranked)                | 79            | 3               | 65.6  | Houston            | 53.3  | Virginia          | 60.3  |
| Scoring Margin (352 ranked)                 | 104           | 7               | 6.9   | Houston            | 22.9  | Virginia          | 10.1  |
| Scoring Offense (352 ranked)                | 157           | 8               | 72.6  | Gonzaga            | 86.5  | North Carolina    | 79.6  |
| Steals Per Game (352 ranked)                | 313           | 14              | 5.2   | Missouri           | 11.4  | NC State          | 8.6   |
| Three Point Attempts Per Game (352 ranked)  | 149           | 5               | 22.5  | Chattanooga        | 31.3  | Pittsburgh        | 25.8  |
| Three Point Percentage (352 ranked)         | 188           | 9               | 34.0  | Utah St.           | 42.7  | Virginia          | 38.8  |
| Three Point Percentage Defense (352 ranked) | 75            | 4               | 31.2  | Tennessee          | 21.8  | Georgia Tech      | 29.2  |
| Three Pointers Per Game (352 ranked)        | 160           | 7               | 7.6   | Cornell            | 11.7  | Notre Dame        | 9.2   |
| Turnover Margin (352 ranked)                | 97            | 5               | 1.6   | UNLV               | 7.3   | NC State          | 3.8   |
| Turnovers Forced Per Game (352 ranked)      | 282           | 11              | 11.68 | Morgan St.         | 19.79 | NC State          | 14.25 |
| Turnovers Per Game (352 ranked)             | 9             | 3               | 10.1  | Penn St.           | 8.8   | Virginia          | 9.1   |
| Winning Percentage (352 ranked)             | 143           | 10              | 57.9  | Col. of Charleston | 95.5  | Virginia          | 83.3  |

## GAMES STARTED

|                     | Streak | 22-23 | Career | ACC |
|---------------------|--------|-------|--------|-----|
| Hunter Cattoor      | 2      | 15    | 56     | 27  |
| Rodney Rice         | -      | -     | -      | -   |
| MJ Collins          | -      | 2     | 2      | 2   |
| Sean Pedulla        | 19     | 19    | 19     | 8   |
| Darren Buchanan Jr. | -      | -     | -      | -   |
| Patrick Wessler     | -      | -     | -      | -   |
| Camden Johnson      | -      | -     | -      | -   |
| John Camden         | -      | -     | -      | -   |
| Darius Maddox       | 19     | 19    | 19     | 8   |
| Owyn Dawyot         | -      | -     | -      | -   |
| Lynn Kidd           | -      | 4     | 4      | 2   |
| Grant Basile        | 15     | 18    | 74     | 8   |
| Justyn Mutts        | 18     | 18    | 125    | 41  |
| Michael Ward        | -      | -     | -      | -   |
| Mylyjael Poteat     | -      | -     | 3      | -   |




## NON-CONFERENCE BREAKDOWN

| Team                  | NET | Result   |
|-----------------------|-----|----------|
| Delaware State        | 352 | W, 95-57 |
| Lehigh                | 317 | W, 78-52 |
| William & Mary        | 279 | W, 94-77 |
| Old Dominion          | 130 | W, 75-71 |
| Penn State            | 41  | W, 61-59 |
| College of Charleston | 53  | L, 75-77 |
| Charleston Southern   | 298 | W, 69-64 |
| Minnesota             | 240 | W, 67-57 |
| Dayton                | 112 | W, 77-49 |
| Oklahoma State        | 46  | W, 70-65 |
| Grambling State       | 128 | W, 74-48 |

Tech returned to the site of its 2022 ACC tournament championship on Dec. 11 vs. Oklahoma State.



Hunter Cattoor is ninth all-time at VT in career 3-pointers made with 205.



## SEASON BREAKDOWN

### TECH'S RECORD WHEN...

|                             | 2022-23 |
|-----------------------------|---------|
| Overall                     | 11-8    |
| ACC                         | 1-7     |
| At home                     | 8-2     |
| On the road                 | 0-6     |
| At neutral sites            | 3-0     |
| After a win                 | 9-2     |
| After a loss                | 1-6     |
| In overtime                 | 0-1     |
| vs. ranked opponents        | 1-2     |
| Winning the opening tip     | 7-2     |
| Losing the opening tip      | 4-6     |
| Decided by 1-4 points or OT | 2-6     |
| Decided by 5-10 points      | 4-2     |
| Decided by 11-20 points     | 1-0     |
| Decided by 21+ points       | 4-0     |
| Leading at half             | 11-3    |
| Tied at half                | 0-1     |
| Trailing at half            | 0-4     |
| VT shoots 50% or better     | 5-1     |
| VT shoots 40-49.9%          | 5-5     |
| VT shoots less than 40%     | 1-2     |
| VT out-shoots opponent      | 9-3     |
| Opp. out-shoots VT          | 2-5     |
| Opp. shoots 40% or better   | 6-6     |
| Opp. shoots less than 40%   | 5-2     |
| VT out-rebounds opponent    | 5-3     |
| Opp. out-rebounds VT        | 4-4     |
| Rebounds are tied           | 2-1     |
| VT has more FT attempts     | 7-0     |
| Opp. has more FT attempts   | 3-8     |
| VT makes more 3-pointers    | 6-3     |
| Opp. makes more 3-pointers  | 3-3     |
| VT wins turnover battle     | 9-4     |
| Opp. wins turnover battle   | 1-3     |
| Turnovers are tied          | 1-1     |
| VT scores 100+              | 0-0     |
| VT scores 90-99 points      | 2-0     |
| VT scores 80-89 points      | 1-0     |
| VT scores 70-79 points      | 5-3     |
| VT scores 60-69 points      | 3-4     |
| VT scores 50-59 points      | 0-1     |
| VT scores < 50 points       | 0-0     |
| Opp. scores > 99 points     | 0-0     |
| Opp. scores 90-99 points    | 0-0     |
| Opp. scores 80-89 points    | 0-1     |
| Opp. scores 70-79 points    | 3-5     |
| Opp. scores 60-69 points    | 2-1     |
| Opp. scores 50-59 points    | 4-1     |
| Opp. scores < 50 points     | 2-0     |
| Playing on Monday           | 2-0     |
| Playing on Tuesday          | 0-0     |
| Playing on Wednesday        | 1-4     |
| Playing on Thursday         | 2-0     |
| Playing on Friday           | 2-0     |
| Playing on Saturday         | 1-3     |
| Playing on Sunday           | 3-1     |
| In November                 | 7-1     |
| In December                 | 4-2     |
| In January                  | 0-5     |
| In February                 | 0-0     |
| In March                    | 0-0     |
| Playing during the day      | 5-1     |
| Playing at night            | 6-7     |
| Wearing White               | 8-2     |
| Wearing Maroon              | 0-3     |
| Wearing Orange              | 2-2     |
| Wearing Black               | 1-1     |

### STARTING LINEUPS

#### W/L

|     |   |
|-----|---|
| 1-0 | Sean Pedulla, Hunter Cattoor, Darius Maddox, Grant Basile, Lynn Kidd    |
| 9-4 | Sean Pedulla, Hunter Cattoor, Darius Maddox, Justyn Mutts, Grant Basile |
| 1-0 | Sean Pedulla, Hunter Cattoor, Darius Maddox, Justyn Mutts, Lynn Kidd    |
| 0-2 | Sean Pedulla, Darius Maddox, Justyn Mutts, Grant Basile, Lynn Kidd      |
| 0-2 | Sean Pedulla, MJ Collins, Darius Maddox, Justyn Mutts, Lynn Kidd        |

#### Margin of Victory/Defeat

|        | 1 | 2 | 3 | 4 | 5 | 6 | 7 | 8 | 9 | 10 | 11-19 | 20+ |
|--------|---|---|---|---|---|---|---|---|---|----|-------|-----|
| Wins   | - | 1 | - | 1 | 2 | - | - | 1 | - | 1  | 1     | 4   |
| Losses | 1 | 2 | 1 | 1 | 1 | - | - | - | - | 2  | -     | -   |

#### Most First Half Points

|               |                                  |
|---------------|----------------------------------|
| Virginia Tech | 57 vs. William & Mary (11/13/22) |
| Opponents     | 43 by Syracuse (1/11/23)         |

#### Most Second Half Points

|               |                               |
|---------------|-------------------------------|
| Virginia Tech | 47 vs. NC State (1/7/23)      |
| Opponents     | 46 by Old Dominion (11/17/22) |

#### Fewest First Half Points

|               |                          |
|---------------|--------------------------|
| Virginia Tech | 22 vs. NC State (1/7/23) |
| Opponents     | 21 by Dayton (12/7/22)   |

#### Fewest Second Half Points

|               |                                  |
|---------------|----------------------------------|
| Virginia Tech | 19 at Clemson (1/21/23)          |
| Opponents     | 23 by Grambling State (12/17/22) |

#### Largest Halftime Lead

|               |                                 |
|---------------|---------------------------------|
| Virginia Tech | 25 vs. Delaware State (11/7/22) |
| Opponents     | 14 by NC State (1/7/23)         |

#### Largest Margin of Victory

|               |                                    |
|---------------|------------------------------------|
| Virginia Tech | 38 vs. Delaware State (11/7/22)    |
| Opponents     | 10 (2x) last by Virginia (1/18/23) |

### MISCELLANEOUS

#### How 1st Points Were Scored

|            |   |
|------------|---|
| Layup      | 8 |
| 3FG        | 5 |
| Jumper     | 3 |
| Dunk       | 1 |
| Free Throw | 2 |
| Tip-in     | - |

#### Rebounds Leader

|                 |    |
|-----------------|----|
| Grant Basile    | 5  |
| Hunter Cattoor  | 1  |
| Lynn Kidd       | 3  |
| Darius Maddox   | 1  |
| Justyn Mutts    | 13 |
| Sean Pedulla    | 2  |
| Mylyjael Poteat | 2  |

#### Blocks Leader

|                 |    |
|-----------------|----|
| Grant Basile    | 11 |
| John Camden     | 1  |
| Hunter Cattoor  | 1  |
| Lynn Kidd       | 3  |
| Darius Maddox   | 2  |
| Justyn Mutts    | 4  |
| Sean Pedulla    | 3  |
| Mylyjael Poteat | 2  |

#### 15+ Rebounds

|   |   |
|---|---|
| - | - |
| 1 | - |
| 1 | - |
| 3 | - |
| 2 | - |
| 4 | - |
| 3 | 1 |
| 2 | 8 |
| 2 | 6 |

#### Scored VT's 1st Points

|                |   |
|----------------|---|
| Grant Basile   | 5 |
| Hunter Cattoor | 3 |
| MJ Collins     | 1 |
| Lynn Kidd      | 2 |
| Darius Maddox  | 1 |
| Justyn Mutts   | 4 |
| Sean Pedulla   | 3 |

#### Assists Leader

|               |    |
|---------------|----|
| Grant Basile  | 3  |
| MJ Collins    | 1  |
| Darius Maddox | 1  |
| Justyn Mutts  | 10 |
| Sean Pedulla  | 9  |

#### 10+ Points

|                |    |
|----------------|----|
| Grant Basile   | 14 |
| Hunter Cattoor | 6  |
| Lynn Kidd      | 4  |
| Darius Maddox  | 10 |
| Justyn Mutts   | 14 |
| Sean Pedulla   | 18 |

#### 10+ Assists

|    |   |
|----|---|
| -  | - |
| -  | - |
| 4  | - |
| 10 | 1 |
| 14 | 1 |

#### First Off VT Bench

|                 |    |
|-----------------|----|
| Grant Basile    | 1  |
| John Camden     | 1  |
| MJ Collins      | 12 |
| Lynn Kidd       | 8  |
| Mylyjael Poteat | 6  |
| Rodney Rice     | 1  |

#### Steals Leader

|                 |    |
|-----------------|----|
| Grant Basile    | 3  |
| Hunter Cattoor  | 2  |
| MJ Collins      | 1  |
| Darius Maddox   | 3  |
| Justyn Mutts    | 10 |
| Sean Pedulla    | 8  |
| Mylyjael Poteat | 2  |
| Rodney Rice     | 1  |

#### 20+ Points

|                |   |
|----------------|---|
| Grant Basile   | 3 |
| Hunter Cattoor | 1 |
| Justyn Mutts   | 2 |
| Sean Pedulla   | 3 |

#### Double-Doubles

|              |   |
|--------------|---|
| Grant Basile | 3 |
| Justyn Mutts | 5 |

#### Points Leader

|                |    |
|----------------|----|
| Grant Basile   | 6  |
| Hunter Cattoor | 2  |
| Darius Maddox  | 1  |
| Justyn Mutts   | 4  |
| Sean Pedulla   | 10 |

#### 30+ Points

|              |   |
|--------------|---|
| Grant Basile | 1 |
|--------------|---|

#### Triple-Doubles

|   |   |
|---|---|
| - | - |
|---|---|

#### 10+ Rebounds

|              |   |
|--------------|---|
| Grant Basile | 3 |
| Lynn Kidd    | 1 |
| Justyn Mutts | 5 |

THE LAST TIME

LAST TIME VIRGINIA TECH...

|   |   |
|---|---|
| Scored 100+ points and won                    | 100-64, vs. Delaware State, 11/20/19                                    |
| Scored 100+ points and lost                   | 100-104 (2OT), vs. Maryland, 2/27/10                                    |
| Played in OT                                  | 65-70 (OT), at Boston College, 12/21/22                                 |
| Played in consecutive OTs                     | 82-77 (OT), vs. UAB, 11/28/15;<br>79-81 (OT), vs. Northwestern, 12/1/15 |
| Played in 2OT                                 | 79-77 (2OT), vs. North Carolina, 1/22/20                                |
| Played in 3OT                                 | 95-102 (3OT), vs. Miami (Fla.), 2/19/20                                 |
| Scored 100+ points                            | 100-64, vs. Delaware State, 11/20/19                                    |
| Scored 90-99 points                           | 94-77, vs. William & Mary, 11/13/22                                     |
| Scored 80-89 points                           | 80-72, vs. #18 North Carolina, 12/4/22                                  |
| Scored 70-79 points                           | 72-82, at Syracuse, 1/11/23   |
| Scored 60-69 points                           | 68-78, at #10 Virginia, 1/18/23   |
| Scored 50-59 points                           | 50-51, at #19 Clemson, 1/21/23  |
| Scored 40-49 points                           | 47-24, at #23 NC State, 2/2/19  |
| Scored 30-39 points                           | 39-65, at #19 Virginia, 1/4/20  |
| Scored 20-29 points                           | 27-40, at McGuire Hospital, 2/2/46                                      |
| Scored 10-19 points                           | 16-45, at Virginia, 1/30/39   |
| Scored less than 10 points                    | 9-29, vs. North Carolina, 1/12/35                                       |
| Allowed 100+ points                           | 95-102 (3OT), vs. Miami (Fla.), 1/19/20                                 |
| Allowed 90-99 points                          | 77-90, vs. BYU, 11/27/19  |
| Allowed 80-89 points                          | 72-82, at Syracuse, 1/11/23   |
| Allowed 70-79 points                          | 68-78, at #10 Virginia, 1/18/23   |
| Allowed 60-69 points                          | 65-68, vs. Clemson, 1/4/23  |
| Allowed 50-59 points                          | 50-51, at #19 Clemson, 1/21/23  |
| Allowed 40-49 points                          | 74-48, vs. Grambling State, 12/17/22                                    |
| Allowed 30-39 points                          | 65-39, vs. Radford, 11/15/21  |
| Allowed 20-29 points                          | 47-24, at #23 NC State, 2/2/19  |
| Allowed 10-19 points                          | 60-19, vs. Lynchburg, 1/9/46  |
| Allowed less than 10 points                   | 28-9, vs. Hampden-Sydney, 1/17/1923                                     |
| Scored at least 60 points in a half           | 66, 2nd Half, vs. The Citadel, 11/12/17                                 |
| Largest margin of victory                     | 83 points, vs. Randolph-Macon (87-4), 1/10/1911                         |
| Largest margin of victory in ACC              | 38 points, vs. Wake Forest (84-46), 2/27/21                             |
| Defeated a ranked opponent on the road        | 47-24, at #23 NC State, 2/2/19  |
| Defeated a ranked opponent at home            | 80-72, vs. #18 North Carolina, 12/4/22                                  |
| Defeated a ranked opponent on a neutral court | 82-67, vs. #7 Duke, 3/12/22   |
| Defeated a defending national champion        | 65-51, vs. #8 Virginia, 1/30/21   |
| Held opponent without a double-figure scorer  | 65-39, vs. Radford, 11/15/21  |
| Failed to have a double-figure scorer         | 41-57, vs. Temple, 2/25/96  |
| Had 5 or more players score in double figures | 5, at #10 Virginia, 1/18/23   |
| Had 6 or more players score in double figures | vs. Cornell, 12/8/21  |
| Had 7 or more players score in double figures | vs. Cornell, 12/8/21  |
| Did not make a 3FG                            | at Providence, 2/1/03   |
| Opponent did not make a 3FG                   | vs. Virginia, 2/14/22   |
| Did not shoot a FT in the first half          | vs. #3 Villanova, 11/28/20  |
| Did not shoot a FT in the second half         | at #10 Virginia, 1/18/23  |
| Opponent did not shoot a FT                   | vs. Merrimack, 11/21/21   |
| Held an opponent under 10 points in a half    | 9 points, vs. Eastern Michigan (1H), 12/22/11                           |
| Held an opponent under 20 points in a half    | 17 points, vs. Pitt (1H), 2/7/22  |
| Had double-figure blocked shots               | 10, 84-46, vs. Wake Forest, 2/27/21                                     |
| Came back from a double-figure deficit to win | 10 points, vs. Grambling State, 12/17/22                                |
| Lost a double-digit lead                      | 11 points, at Boston College, 1/22/22                                   |
| Led by 20 or more points at halftime          | 21 points, vs. Dayton, 12/7/22  |
| Had 20-29 assists in a game                   | 21, at Miami, 2/26/22   |
| Had 30 or more assists                        | 36, vs. The Citadel, 11/12/17   |
| Held a team under 20 percent from the floor   | 16.7%, at No. 23/22 NC State, 2/2/19                                    |
| Held a team under three made FGs in a half    | 2 FG, vs. Notre Dame, 1/10/21   |
| Won an ACC Tournament Championship            | 82-67, vs. #7 Duke, 3/12/22   |
| Won an NCAA Tournament game                   | 67-58, vs. Liberty, 3/24/19   |

WHAT'S A HOKIE?

The answer leads all the way back to 1896 when Virginia Agricultural and Mechanical College changed its name to Virginia Polytechnic Institute. With the change came the necessity for writing a new cheer and a contest for such a purpose was held by the student body.



Senior O.M. Stull won first prize for his "Hokie" yell which is still used today. Later, when asked if "Hokie" had any special meaning, Stull explained the word was solely the product of his imagination and was used only as an attention-getter for his yell. It soon became a nickname for all Tech teams and for those people loyal to Tech athletics.

The official university school colors - Chicago Maroon and Burnt Orange - also were introduced in 1896. The colors were chosen by a committee because they made a 'unique combination' not worn elsewhere at the time. The official definition of "Hokie" is "a loyal Virginia Tech Fan."



OUR NAME

When referring to our name, we ask that you use Virginia Tech, Hokies or Tech - and not 'Vah Tech.' Thank you!

## THE LAST TIME

### LAST TIME A VIRGINIA TECH PLAYER...

|  |  |
|--|--|
| Recorded a double-double                                       | Grant Basile (26 pts./10 rebs.), at Syracuse, 1/11/23  |
| Recorded a triple-double                                       | Justyn Mutts (12 pts./14 rebs./11 ast.), vs. Syracuse, 2/12/22   |
| Two Tech players recorded double-doubles in same game          | Keve Aluma (14 pts./12 rebs.) & Justyn Mutts (14 pts./11 rebs.), at Notre Dame, 1/27/21                      |
| Two Tech players recorded double-doubles in consecutive games  | vs. North Carolina (ACC Tournament), 3/13/09; vs. Duquesne (NIT), 3/18/09                                    |
| Had five or more steals  | Justyn Mutts (6), vs. Oklahoma State, 12/11/22   |
| Had 10 or more assists in a game                               | Justyn Mutts (11), vs. Syracuse, 2/12/22   |
| Had 20 or more rebounds in a game                              | Jeff Allen (21), vs. Longwood, 12/14/08  |
| Two Tech players with double-figure rebounds                   | Grant Basile (10) and Lynn Kidd (10), vs. Delaware State, 11/7/22  |
| Two Tech players had five or more assists                      | Justyn Mutts (7) & Hunter Cattoor (5), at #10 Virginia, 1/18/23  |
| Three Tech players had five or more assists                    | Chris Clarke (10), Justin Robinson (6) & Seth Allen (6), vs. The Citadel, 12/17/16                           |
| Four Tech players had five or more assists                     | Kerry Blackshear Jr. (8), Devin Wilson (7), Justin Robinson (7) & Chris Clarke (5), vs. The Citadel, 1/30/21 |
| Three Tech players made five or more 3FG                       | Nahiem Alleyne (5), Jalen Cone (5) & Isaiah Wilkins (5), vs. Delaware State, 11/20/19                        |
| Eight or more Tech players made a 3FG                          | 8 players, at Pitt, 2/5/22   |
| Two Tech players scored 20 or more points                      | Grant Basile (26) & Justyn Mutts (21), at Syracuse, 1/11/23  |
| Three Tech players scored 20 or more points                    | Nickeil Alexander-Walker (25), Ahmed Hill (23) & Justin Robinson (23), vs. #23 Purdue, 11/18/18              |
| Two Tech players scored 20 or more points in consecutive games | Nickeil Alexander-Walker & Kerry Blackshear Jr., 11/10/17 & 11/12/17   |
| Tech freshman scored 20 or more points in a game               | Sean Pedulla (20), at Florida State, 1/29/22   |
| Three Tech freshmen scored in double figures in a game         | Hunter Cattoor (14), Jalen Cone (11) & Lander Nolley II (10), vs. North Carolina, 3/10/20                    |
| Four Tech freshmen scored in double figures in a game          | Landers Nolley II (21), Tyrece Radford (21), Jalen Cone (15) & Nahiem Alleyne (10), at Wake Forest, 1/14/20  |
| Tech player scored 30-39 points in a game                      | Grant Basile (30), vs. Delaware State, 11/7/22   |
| Tech player scored 40-49 points in a game                      | Dorenzo Hudson (41), vs. Seton Hall, 1/2/10  |
| Tech player scored 50+ points in a game                        | Bimbo Coles (51), vs. Southern Miss, 2/6/88  |
| Tech player had consecutive double-doubles                     | Justyn Mutts, 11/17/22, 11/18/22   |
| Tech player had three consecutive double-doubles               | Keve Aluma, 1/27/21, 1/30/21, 2/3/21   |
| Tech freshman had consecutive double-doubles                   | Kerry Blackshear Jr., 12/13/15, 12/19/15   |
| Tech allowed a triple-double                                   | Dennis Smith Jr. (27 pts./11 rebs./11 ast.), at NC State, 1/4/17   |
| Tech had a walk-on score double figures                        | Christian Beyer (13), vs. Alabama A&M, 12/14/14  |




2022 **VT** 2023

**THEME NIGHTS**

|   |  |   |                                   |
|---|--|---|-----------------------------------|
| 11/7<br>vs.<br>ACC TITLE CELEBRATION<br>PART 1    | 11/10<br>vs.<br>MILITARY APPRECIATION  | 11/13<br>vs.<br>ACC TITLE CELEBRATION<br>PART 2 | 12/4<br>vs.<br>ORANGE OUT         |
| 12/7<br>vs.<br>THE FINALS COUNTDOWN<br>60'S NIGHT | 12/17<br>vs.<br>THE KIDS' TAKEOVER DAY | 1/23<br>vs.<br>BLACK OUT                        | 1/28<br>vs.<br>COACHES VS. CANCER |
| 2/4<br>vs.<br>MAROON OUT                          | 2/18<br>vs.<br>#LOVE GAME              | 2/21<br>vs.<br>THINK OF BEER<br>WILDONE OUT     | 3/4<br>vs.<br>SENIOR DAY          |



## MIKE YOUNG

Head Coach | Fourth Season at Virginia Tech

2020-21 ACC Coach of the Year

### CAREER RECORDS

|                       |         |
|-----------------------|---------|
| Overall Record        | 364-288 |
| Conference Games      | 203-157 |
| Non-Conference Games  | 157-130 |
| Conference Tournament | 24-14   |
| NCAA Tournament       | 1-7     |
| Overtime Games        | 20-17   |
| One-Point Games       | 12-15   |
| vs. AP Top 25         | 8-27    |

### VS. CURRENT ACC HEAD COACHES

| Coach            | All          | VT           | Wofford    |
|------------------|--------------|--------------|------------|
| Earl Grant       | 0-2          | 0-2          | -          |
| Brad Brownell    | 4-5          | 4-3          | 0-2        |
| Jon Scheyer      | -            | -            | -          |
| Leonard Hamilton | 1-1          | 1-1          | -          |
| Josh Pastner     | 3-3          | 2-2          | 1-1        |
| Kenny Payne      | -            | -            | -          |
| Jim Larrañaga    | 4-4          | 3-3          | 1-1        |
| Kevin Keatts     | 2-2          | 2-2          | -          |
| Hubert Davis     | 2-2          | 2-2          | -          |
| Mike Brey        | 4-2          | 4-1          | 0-1        |
| Jeff Capel III   | 3-1          | 3-1          | -          |
| Jim Boeheim      | 2-3          | 2-3          | -          |
| Tony Bennett     | 2-5          | 2-4          | 0-1        |
| Steve Forbes     | 8-5          | 2-2          | 6-3        |
| <b>Total</b>     | <b>35-35</b> | <b>27-26</b> | <b>8-9</b> |

#### vs. Coach Young

|                  |                          |
|------------------|--------------------------|
| Earl Grant       | 2-0 at BC                |
| Brad Brownell    | 5-4 at Clemson           |
| Jon Scheyer      | 0-0 at Duke              |
| Leonard Hamilton | 1-1 at Florida State     |
| Josh Pastner     | 3-3 at Georgia Tech      |
| Kenny Payne      | 0-0 at Louisville        |
| Jim Larrañaga    | 0-1 at GMU; 4-3 at Miami |
| Kevin Keatts     | 2-2 at NC State          |
| Hubert Davis     | 2-2 at UNC               |
| Mike Brey        | 2-4 at Notre Dame        |
| Jeff Capel III   | 1-3 at Pitt              |
| Jim Boeheim      | 3-2 at Syracuse          |
| Tony Bennett     | 5-2 at UVA               |
| Steve Forbes     | 3-6 at ETSU; 2-2 at Wake |

### ▶ COACH YOUNG: CAREER BREAKDOWN

| Season         | School            | Overall             | Conference          | Finish | Postseason        | Ranking | RPI/NET |
|----------------|-------------------|---------------------|---------------------|--------|-------------------|---------|---------|
| 2002-03        | Wofford           | 14-15 .483          | 8-8 .500            | T6th   | -                 | -/-     | 219     |
| 2003-04        | Wofford           | 9-20 .310           | 4-12 .250           | T10th  | -                 | -/-     | 273     |
| 2004-05        | Wofford           | 14-14 .500          | 7-9 .438            | 8th    | -                 | -/-     | 225     |
| 2005-06        | Wofford           | 11-18 .379          | 6-9 .400            | 9th    | -                 | -/-     | 287     |
| 2006-07        | Wofford           | 10-20 .333          | 5-13 .278           | T9th   | -                 | -/-     | 295     |
| 2007-08        | Wofford           | 16-16 .500          | 8-12 .400           | 8th    | -                 | -/-     | 191     |
| 2008-09        | Wofford           | 16-14 .533          | 12-8 .600           | 4th    | -                 | -/-     | 177     |
| 2009-10        | Wofford           | 26-9 .743           | 15-3 .833           | 1st    | NCAA First Round  | -/-     | 73      |
| 2010-11        | Wofford           | 21-13 .618          | 14-4 .778           | T1st   | NCAA First Round  | -/-     | 105     |
| 2011-12        | Wofford           | 19-14 .576          | 12-6 .667           | T2nd   | CBI               | -/-     | 178     |
| 2012-13        | Wofford           | 13-19 .406          | 7-11 .389           | T8th   | -                 | -/-     | 253     |
| 2013-14        | Wofford           | 20-13 .606          | 11-5 .688           | T3rd   | NCAA First Round  | -/-     | 152     |
| 2014-15        | Wofford           | 28-7 .800           | 16-2 .889           | 1st    | NCAA First Round  | RV/-    | 49      |
| 2015-16        | Wofford           | 15-17 .469          | 11-7 .611           | T3rd   | -                 | -/-     | 202     |
| 2016-17        | Wofford           | 16-17 .485          | 10-8 .556           | T4th   | -                 | -/-     | 189     |
| 2017-18        | Wofford           | 21-13 .618          | 11-7 .611           | T4th   | CIT               | -/-     | 141     |
| 2018-19        | Wofford           | 30-5 .857           | 18-0 1.000          | 1st    | NCAA Second Round | 19/18   | 14      |
| <b>Totals</b>  | <b>17 Seasons</b> | <b>299-244 .551</b> | <b>175-124 .585</b> |        |                   |         |         |
| 2019-20        | Virginia Tech     | 16-16 .500          | 7-13 .350           | T10th  | -                 | -/-     | 92      |
| 2020-21        | Virginia Tech     | 15-7 .682           | 9-4 .692            | 3rd    | NCAA First Round  | 25/RV   | 51      |
| 2021-22        | Virginia Tech     | 23-13 .639          | 11-9 .550           | 7th    | NCAA Tournament   | RV/RV   | 27      |
| 2022-23        | Virginia Tech     | 11-8 .579           | 1-7 .125            | -      | -                 | -/-     | 55      |
| <b>Totals</b>  | <b>4 Seasons</b>  | <b>65-44 .596</b>   | <b>28-33 .459</b>   |        |                   |         |         |
| <b>Overall</b> | <b>21 Seasons</b> | <b>364-288 .558</b> | <b>203-157 .564</b> |        |                   |         |         |

### ▶ THE YOUNG FILE

|                             |                     |
|-----------------------------|---------------------|
| Born                        | 5/1/1963            |
| Hometown                    | Radford, Virginia   |
| Wife                        | Margaret            |
| Children                    | Cooper, Davis       |
| Education                   | Emory & Henry, 1986 |
| Joined Tech Staff           | 4/7/2019            |
| Years as College Head Coach | 20                  |
| Years as College Coach      | 35                  |

#### Coaching Career

|          |                                |
|----------|--------------------------------|
| 1986-88  | Assistant Coach, Emory & Henry |
| 1988-89  | Assistant Coach, Radford       |
| 1989-02  | Assistant Coach, Wofford       |
| 2002-19  | Head Coach, Wofford            |
| 2019-pr. | Head Coach, Virginia Tech      |

### ▶ ACCOMPLISHMENTS

#### Seven NCAA Tournaments

2022, 2021, 2019, 2015, 2014, 2011, 2010

#### One ACC Tournament Championship

2022

#### Five SoCon Tournament Championships

2019, 2015, 2014, 2011, 2010

#### Four SoCon Regular-Season Titles

2019, 2015, 2011, 2010

#### Two-time National Coach of the Year

2019 (Sporting News), 2010 (Hugh Durham)

#### Three AP All-America Selections

Fletcher Magee (2018-19), Karl Cochran (2014-15), Noah Dahlman (2009-10)

# O HUNTER CATTOOR

SENIOR Guard | 6-3 | 200 | M.A. in Education, Liberal Arts and Human Sciences  
Orlando, Florida | Bishop Moore



## SEASON/CAREER BESTS

### POINTS

Season 22 vs. William & Mary (11/13/22)  
Career 31 vs. Duke (3/12/22)

### REBOUNDS

Season 7 vs. CSU (11/25/22)  
Career 9 vs. Radford (11/15/21)

### ASSISTS

Season 5 at Virginia (1/18/23)  
Career 6 at Miami (2/26/22)

### BLOCKS

Season 2 vs. Delaware State (11/7/22)  
Career 3 vs. Wake Forest (2/27/21)

### STEALS

Season 4 vs. Penn State (11/18/22)  
Career 4 vs. Penn State (11/18/22)

### MINUTES

Season 38 (2x), last at CofC (11/20/22)  
Career 39 at Virginia (1/12/22)

### FIELD GOALS MADE

Season 7 (2x), last at CofC (11/20/22)  
Career 11 vs. Duke (3/12/22)

### FIELD GOALS ATTEMPTED

Season 13 at CofC (11/20/22)  
Career 16 vs. Duke (3/12/22)

### 3-PT. FIELD GOALS MADE

Season 6 vs. William & Mary (11/13/22)  
Career 9 at Florida State (1/29/22)

### 3-PT. FIELD GOALS ATTEMPTED

Season 10 vs. William & Mary (11/13/22)  
Career 11 at Florida State (1/29/22)

### FREE THROWS MADE

Season 7 vs. Oklahoma State (12/11/22)  
Career 7 vs. Oklahoma State (12/11/22)

### FREE THROWS ATTEMPTED

Season 8 vs. Oklahoma State (12/11/22)  
Career 8 (2x), last vs. Oklahoma St. (12/11/22)

## CAREER STATS

|              | GP-GS         | MIN         | AVG         | FG-FGA         | FG%         | 3FG-FGA        | 3FG%        | FT-FTA         | FT%         | OFF-DEF-TOT       | AVG        | PF-FO        | AST        | TO        | BLK       | STL        | PTS        | AVG        |
|--------------|---------------|-------------|-------------|----------------|-------------|----------------|-------------|----------------|-------------|-------------------|------------|--------------|------------|-----------|-----------|------------|------------|------------|
| 2019-20      | 31-3          | 629         | 20.3        | 69-165         | .418        | 51-127         | .402        | 14-22          | .636        | 4-73-77           | 2.5        | 44-0         | 35         | 16        | 4         | 31         | 203        | 6.5        |
| 2020-21      | 22-2          | 489         | 22.2        | 57-125         | .456        | 39-90          | .433        | 34-43          | .791        | 2-39-41           | 1.9        | 34-1         | 30         | 26        | 11        | 20         | 187        | 8.5        |
| 2021-22      | 36-36         | 1183        | 32.9        | 121-278        | .435        | 83-199         | .417        | 36-50          | .720        | 12-131-143        | 4.0        | 80-0         | 73         | 36        | 6         | 39         | 361        | 10.0       |
| 2022-23      | 15-15         | 479         | 31.9        | 47-112         | .420        | 32-80          | .400        | 16-23          | .696        | 4-59-63           | 4.2        | 23-0         | 28         | 12        | 2         | 12         | 142        | 9.5        |
| <b>TOTAL</b> | <b>104-56</b> | <b>2780</b> | <b>26.7</b> | <b>294-680</b> | <b>.432</b> | <b>205-496</b> | <b>.413</b> | <b>100-138</b> | <b>.725</b> | <b>22-302-324</b> | <b>3.1</b> | <b>181-1</b> | <b>166</b> | <b>90</b> | <b>23</b> | <b>102</b> | <b>893</b> | <b>8.6</b> |

- 2022 ACC Tournament MVP; 31 points vs. Duke in title game. *Last name pronounced: cuh-TOUR*
- MVP of Basketball Hall of Fame Shootout vs. St. Bonaventure.
- One of Tech's top threats from three.
- Had 12 games of hitting three or more 3FGs in back-to-back seasons (2020-22).
- Reached double-figure scoring 17 times as a junior.
- Erupted for nine 3-pointers (tied single-game program record) at Florida State, which was the turning point in the Hokies' 2021-22 season.
- Originally committed to Wofford, but signed with the Hokies after Virginia Tech's hiring of Mike Young.
- Four-year letterwinner at Bishop Moore High School.
- Scored 1,420 points in high school. Was a 3-star recruit (247 Sports).
- Also played quarterback on Bishop Moore's football team.
- Wants to coach basketball when playing career is over.

## 2022-23 GAME-BY-GAME STATS

| OPPONENT                 | DATE     | ST | MIN | FG-FGA | PCT  | 3FG-FGA | PCT  | FT-FTA | PCT   | OFF | DEF | TOT | PF | A | T/O | BLK | STL | PTS |
|--------------------------|----------|----|-----|--------|------|---------|------|--------|-------|-----|-----|-----|----|---|-----|-----|-----|-----|
| Delaware State           | 11/7/22  | *  | 26  | 2-6    | .333 | 1-4     | .250 | 1-2    | .500  | 1   | 2   | 3   | 0  | 2 | 0   | 2   | 0   | 6   |
| Lehigh                   | 11/10/22 | *  | 29  | 2-4    | .500 | 1-3     | .333 | 1-2    | .500  | 0   | 1   | 1   | 1  | 4 | 1   | 0   | 0   | 6   |
| William & Mary           | 11/13/22 | *  | 30  | 7-11   | .636 | 6-10    | .600 | 2-2    | 1.000 | 0   | 3   | 3   | 1  | 3 | 0   | 0   | 0   | 22  |
| vs. Old Dominion         | 11/17/22 | *  | 30  | 3-7    | .429 | 2-4     | .500 | 2-2    | 1.000 | 0   | 3   | 3   | 3  | 0 | 0   | 0   | 0   | 10  |
| vs. Penn State           | 11/18/22 | *  | 38  | 1-6    | .167 | 1-5     | .200 | 0-0    | .000  | 0   | 4   | 4   | 1  | 1 | 0   | 0   | 4   | 3   |
| at College of Charleston | 11/20/22 | *  | 38  | 7-13   | .538 | 3-7     | .429 | 0-2    | .000  | 0   | 5   | 5   | 1  | 1 | 2   | 0   | 2   | 17  |
| Charleston Southern      | 11/25/22 | *  | 33  | 2-10   | .200 | 2-6     | .333 | 2-2    | 1.000 | 2   | 5   | 7   | 3  | 4 | 1   | 0   | 0   | 8   |
| Minnesota                | 11/28/22 | *  | 32  | 2-6    | .333 | 2-4     | .500 | 0-0    | .000  | 0   | 6   | 6   | 1  | 1 | 2   | 0   | 0   | 6   |
| North Carolina           | 12/4/22  | *  | 29  | 5-7    | .714 | 3-4     | .750 | 0-1    | .000  | 0   | 3   | 3   | 3  | 1 | 0   | 0   | 0   | 13  |
| Dayton                   | 12/7/22  | *  | 33  | 3-8    | .375 | 1-6     | .167 | 0-0    | .000  | 0   | 3   | 3   | 1  | 0 | 0   | 0   | 1   | 7   |
| vs. Oklahoma State       | 12/11/22 | *  | 35  | 1-5    | .200 | 0-3     | .000 | 7-8    | .875  | 0   | 6   | 6   | 1  | 1 | 1   | 0   | 3   | 9   |
| Grambling State          | 12/17/22 | *  | 26  | 4-8    | .500 | 4-8     | .500 | 1-2    | .500  | 0   | 4   | 4   | 2  | 1 | 0   | 0   | 0   | 13  |
| at Boston College        | 12/21/22 | *  | 30  | 2-5    | .400 | 1-3     | .333 | 0-0    | .000  | 0   | 5   | 5   | 3  | 1 | 2   | 0   | 1   | 5   |
| at Wake Forest           | 12/31/22 |    |     |        |      |         |      |        |       |     |     |     |    |   |     |     |     |     |
| Clemson                  | 1/4/23   |    |     |        |      |         |      |        |       |     |     |     |    |   |     |     |     |     |
| NC State                 | 1/7/23   |    |     |        |      |         |      |        |       |     |     |     |    |   |     |     |     |     |
| at Syracuse              | 1/11/23  |    |     |        |      |         |      |        |       |     |     |     |    |   |     |     |     |     |
| at Virginia              | 1/18/23  | *  | 34  | 4-8    | .500 | 3-6     | .500 | 0-0    | .000  | 1   | 5   | 6   | 2  | 5 | 1   | 0   | 0   | 11  |
| at Clemson               | 1/21/23  | *  | 37  | 2-8    | .250 | 2-7     | .286 | 0-0    | .000  | 0   | 4   | 4   | 0  | 3 | 2   | 0   | 1   | 6   |
| Duke                     | 1/23/23  |    |     |        |      |         |      |        |       |     |     |     |    |   |     |     |     |     |
| Syracuse                 | 1/28/23  |    |     |        |      |         |      |        |       |     |     |     |    |   |     |     |     |     |
| at Miami                 | 1/31/23  |    |     |        |      |         |      |        |       |     |     |     |    |   |     |     |     |     |
| Virginia                 | 2/4/23   |    |     |        |      |         |      |        |       |     |     |     |    |   |     |     |     |     |
| Boston College           | 2/8/23   |    |     |        |      |         |      |        |       |     |     |     |    |   |     |     |     |     |
| at Notre Dame            | 2/11/23  |    |     |        |      |         |      |        |       |     |     |     |    |   |     |     |     |     |
| at Georgia Tech          | 2/15/23  |    |     |        |      |         |      |        |       |     |     |     |    |   |     |     |     |     |
| Pitt                     | 2/18/23  |    |     |        |      |         |      |        |       |     |     |     |    |   |     |     |     |     |
| Miami                    | 2/21/23  |    |     |        |      |         |      |        |       |     |     |     |    |   |     |     |     |     |
| at Duke                  | 2/25/23  |    |     |        |      |         |      |        |       |     |     |     |    |   |     |     |     |     |
| at Louisville            | 2/28/23  |    |     |        |      |         |      |        |       |     |     |     |    |   |     |     |     |     |
| Florida State            | 3/4/23   |    |     |        |      |         |      |        |       |     |     |     |    |   |     |     |     |     |

## PRODUCTION TRACKER

|                      | This Season | Career |
|----------------------|-------------|--------|
| Scored 10+ Points    | 6           | 44     |
| Scored 20+ Points    | 1           | 4      |
| Led Tech in Scoring  | 2           | 10     |
| Made 3+ 3FGs         | 5           | 29     |
| Led Tech in 3FGM     | 10          | 36     |
| Shot over 40% from 3 | 7           | 54     |
| Had a Double-Double  | -           | -      |
| Had Multiple Assists | 6           | 45     |
| Had Multiple Steals  | 3           | 29     |



# 1 RODNEY RICE

**FRESHMAN** Guard | 6-4 | 195 | Communication  
Clinton, Maryland | DeMatha Catholic



## SEASON/CAREER BESTS

### POINTS

Season 2 at Syracuse (1/11/23)  
Career 2 at Syracuse (1/11/23)

### REBOUNDS

Season 4 at Syracuse (1/11/23)  
Career 4 at Syracuse (1/11/23)

### ASSISTS

Season 1 at Syracuse (1/11/23)  
Career 1 at Syracuse (1/11/23)

### BLOCKS

Season -  
Career -

### STEALS

Season 3 at Syracuse (1/11/23)  
Career 3 at Syracuse (1/11/23)

### MINUTES

Season 29 at Syracuse (1/11/23)  
Career 29 at Syracuse (1/11/23)

### FIELD GOALS MADE

Season 1 at Syracuse (1/11/23)  
Career 1 at Syracuse (1/11/23)

### FIELD GOALS ATTEMPTED

Season 9 at Syracuse (1/11/23)  
Career 9 at Syracuse (1/11/23)

### 3-PT. FIELD GOALS MADE

Season -  
Career -

### 3-PT. FIELD GOALS ATTEMPTED

Season 5 at Syracuse (1/11/23)  
Career 5 at Syracuse (1/11/23)

### FREE THROWS MADE

Season -  
Career -

### FREE THROWS ATTEMPTED

Season -  
Career -

## CAREER STATS

|              | GP-GS      | MIN       | AVG         | FG-FGA     | FG%         | 3FG-FGA    | 3FG%        | FT-FTA     | FT%         | OFF-DEF-TOT  | AVG        | PF-FO      | AST      | TO       | BLK      | STL      | PTS      | AVG        |
|--------------|------------|-----------|-------------|------------|-------------|------------|-------------|------------|-------------|--------------|------------|------------|----------|----------|----------|----------|----------|------------|
| 2022-23      | 1-0        | 29        | 29.0        | 1-9        | .111        | 0-5        | .000        | 0-0        | .000        | 1-3-4        | 4.0        | 3-0        | 1        | 2        | 0        | 3        | 2        | 2.0        |
| <b>TOTAL</b> | <b>1-0</b> | <b>29</b> | <b>29.0</b> | <b>1-9</b> | <b>.111</b> | <b>0-5</b> | <b>.000</b> | <b>0-0</b> | <b>.000</b> | <b>1-3-4</b> | <b>4.0</b> | <b>3-0</b> | <b>1</b> | <b>2</b> | <b>0</b> | <b>3</b> | <b>2</b> | <b>2.0</b> |

- Suffered a broken finger in his right hand at the end of the Jan. 14 practice and will be out indefinitely.
- Three-year letterwinner at DeMatha where he played one season under the direction of current Tech associate head coach Mike Jones.
- All-Met First Team selection in 2021-22 after leading the Stags in scoring.
- Averaged 18.5 points per game across a three-year career at DeMatha.
- Four-star recruit ranked 45th overall, third in Maryland and eighth at his position by ESPN.
- Chose the Hokies over Louisville, Alabama, Notre Dame, Georgetown and Maryland.
- Father, Rodney Rice Sr., played basketball at Richmond and led the Spiders to the Sweet 16 of the 1988 NCAA Tournament.

## 2022-23 GAME-BY-GAME STATS

| OPPONENT                 | DATE     | ST | MIN | FG-FGA | PCT  | 3FG-FGA | PCT  | FT-FTA | PCT  | OFF | DEF | TOT | PF | A | T/O | BLK | STL | PTS |     |
|--------------------------|----------|----|-----|--------|------|---------|------|--------|------|-----|-----|-----|----|---|-----|-----|-----|-----|-----|
| Delaware State           | 11/7/22  |    |     |        |      |         |      |        |      |     |     |     |    |   |     |     |     |     | DNP |
| Lehigh                   | 11/10/22 |    |     |        |      |         |      |        |      |     |     |     |    |   |     |     |     |     | DNP |
| William & Mary           | 11/13/22 |    |     |        |      |         |      |        |      |     |     |     |    |   |     |     |     |     | DNP |
| vs. Old Dominion         | 11/17/22 |    |     |        |      |         |      |        |      |     |     |     |    |   |     |     |     |     | DNP |
| vs. Penn State           | 11/18/22 |    |     |        |      |         |      |        |      |     |     |     |    |   |     |     |     |     | DNP |
| at College of Charleston | 11/20/22 |    |     |        |      |         |      |        |      |     |     |     |    |   |     |     |     |     | DNP |
| Charleston Southern      | 11/25/22 |    |     |        |      |         |      |        |      |     |     |     |    |   |     |     |     |     | DNP |
| Minnesota                | 11/28/22 |    |     |        |      |         |      |        |      |     |     |     |    |   |     |     |     |     | DNP |
| North Carolina           | 12/4/22  |    |     |        |      |         |      |        |      |     |     |     |    |   |     |     |     |     | DNP |
| Dayton                   | 12/7/22  |    |     |        |      |         |      |        |      |     |     |     |    |   |     |     |     |     | DNP |
| vs. Oklahoma State       | 12/11/22 |    |     |        |      |         |      |        |      |     |     |     |    |   |     |     |     |     | DNP |
| Grambling State          | 12/17/22 |    |     |        |      |         |      |        |      |     |     |     |    |   |     |     |     |     | DNP |
| at Boston College        | 12/21/22 |    |     |        |      |         |      |        |      |     |     |     |    |   |     |     |     |     | DNP |
| at Wake Forest           | 12/31/22 |    |     |        |      |         |      |        |      |     |     |     |    |   |     |     |     |     | DNP |
| Clemson                  | 1/4/23   |    |     |        |      |         |      |        |      |     |     |     |    |   |     |     |     |     | DNP |
| NC State                 | 1/7/23   |    |     |        |      |         |      |        |      |     |     |     |    |   |     |     |     |     | DNP |
| at Syracuse              | 1/11/23  |    | 29  | 1-9    | .111 | 0-5     | .000 | 0-0    | .000 | 1   | 3   | 4   | 3  | 1 | 2   | 0   | 3   | 2   |     |
| at Virginia              | 1/18/23  |    |     |        |      |         |      |        |      |     |     |     |    |   |     |     |     |     | DNP |
| at Clemson               | 1/21/23  |    |     |        |      |         |      |        |      |     |     |     |    |   |     |     |     |     | DNP |
| Duke                     | 1/23/23  |    |     |        |      |         |      |        |      |     |     |     |    |   |     |     |     |     |     |
| Syracuse                 | 1/28/23  |    |     |        |      |         |      |        |      |     |     |     |    |   |     |     |     |     |     |
| at Miami                 | 1/31/23  |    |     |        |      |         |      |        |      |     |     |     |    |   |     |     |     |     |     |
| Virginia                 | 2/4/23   |    |     |        |      |         |      |        |      |     |     |     |    |   |     |     |     |     |     |
| Boston College           | 2/8/23   |    |     |        |      |         |      |        |      |     |     |     |    |   |     |     |     |     |     |
| at Notre Dame            | 2/11/23  |    |     |        |      |         |      |        |      |     |     |     |    |   |     |     |     |     |     |
| at Georgia Tech          | 2/15/23  |    |     |        |      |         |      |        |      |     |     |     |    |   |     |     |     |     |     |
| Pitt                     | 2/18/23  |    |     |        |      |         |      |        |      |     |     |     |    |   |     |     |     |     |     |
| Miami                    | 2/21/23  |    |     |        |      |         |      |        |      |     |     |     |    |   |     |     |     |     |     |
| at Duke                  | 2/25/23  |    |     |        |      |         |      |        |      |     |     |     |    |   |     |     |     |     |     |
| at Louisville            | 2/28/23  |    |     |        |      |         |      |        |      |     |     |     |    |   |     |     |     |     |     |
| Florida State            | 3/4/23   |    |     |        |      |         |      |        |      |     |     |     |    |   |     |     |     |     |     |

## PRODUCTION TRACKER

|                      | This Season |
|----------------------|-------------|
| Scored 10+ Points    | -           |
| Scored 20+ Points    | -           |
| Led Tech in Scoring  | -           |
| Made multiple 3FGs   | -           |
| Led Tech in 3FGM     | -           |
| Shot over 40% from 3 | -           |
| Had a Double-Double  | -           |
| Had Multiple Assists | -           |
| Had Multiple Steals  | 1           |





# 2 MJ COLLINS

**FRESHMAN** Guard | 6-4 | 190 | Communication  
Clover, South Carolina | Combine Academy



## SEASON/CAREER BESTS

### POINTS

Season 8 (2x), last at Virginia (1/18/23)  
Career 8 (2x), last at Virginia (1/18/23)

### REBOUNDS

Season 8 vs. UNC (12/4/22)  
Career 8 vs. UNC (12/4/22)

### ASSISTS

Season 3 (3x), last vs. NC State (1/7/23)  
Career 3 (3x), last vs. NC State (1/7/23)

### BLOCKS

Season -  
Career -

### STEALS

Season 1 (4x), last at Clemson (1/21/23)  
Career 1 (4x), last at Clemson (1/21/23)

### MINUTES

Season 28 (3x), last at Clemson (1/21/23)  
Career 28 (3x), last at Clemson (1/21/23)

### FIELD GOALS MADE

Season 3 (2x), last at Virginia (1/18/23)  
Career 3 (2x), last at Virginia (1/18/23)

### FIELD GOALS ATTEMPTED

Season 7 (3x), last vs. UNC (12/4/22)  
Career 7 (3x), last vs. UNC (12/4/22)

### 3-PT. FIELD GOALS MADE

Season 2 (2x), last at Clemson (1/21/23)  
Career 2 (2x), last at Clemson (1/21/23)

### 3-PT. FIELD GOALS ATTEMPTED

Season 4 vs. UNC (12/4/22)  
Career 4 vs. UNC (12/4/22)

### FREE THROWS MADE

Season 3 vs. UNC (12/4/22)  
Career 3 vs. UNC (12/4/22)

### FREE THROWS ATTEMPTED

Season 4 vs. UNC (12/4/22)  
Career 4 vs. UNC (12/4/22)

## CAREER STATS

|              | GP-GS       | MIN        | AVG         | FG-FGA       | FG%         | 3FG-FGA     | 3FG%        | FT-FTA      | FT%         | OFF-DEF-TOT     | AVG        | PF-FO       | AST       | TO       | BLK      | STL      | PTS       | AVG        |
|--------------|-------------|------------|-------------|--------------|-------------|-------------|-------------|-------------|-------------|-----------------|------------|-------------|-----------|----------|----------|----------|-----------|------------|
| 2022-23      | 19-2        | 393        | 20.7        | 25-73        | .342        | 9-35        | .257        | 8-10        | .800        | 10-37-47        | 2.5        | 22-0        | 22        | 7        | 0        | 4        | 67        | 3.5        |
| <b>TOTAL</b> | <b>19-2</b> | <b>393</b> | <b>20.7</b> | <b>25-73</b> | <b>.342</b> | <b>9-35</b> | <b>.257</b> | <b>8-10</b> | <b>.800</b> | <b>10-37-47</b> | <b>2.5</b> | <b>22-0</b> | <b>22</b> | <b>7</b> | <b>0</b> | <b>4</b> | <b>67</b> | <b>3.5</b> |

- A two-year letterwinner at Westminster Catawba before transferring to Combine Academy for his senior season.
- Combine ended the season ranked No. 20 in the country with a 25-5 record and a state championship in 2021-22.
- All-state, all-conference and the Male Athlete of the Year after averaging 23 points per game as a junior.
- Coached by Sim Frazier while playing for Team Curry in the summer of 2021.
- Rated the 181st-best prospect in the 2022 class on 247Sports.
- Tabbed the second-best player in the state of South Carolina and the 27th-best combo guard nationally, according to 247Sports.
- Four-star recruit and ranked 22nd at his position by ESPN.
- Chose the Hokies over Clemson, Oklahoma, Providence, South Florida and East Tennessee State.
- His sister, Reneazia, won three state championships in track.

## 2022-23 GAME-BY-GAME STATS

| OPPONENT                 | DATE     | ST | MIN | FG-FGA | PCT  | 3FG-FGA | PCT   | FT-FTA | PCT   | OFF | DEF | TOT | PF | A | T/O | BLK | STL | PTS |
|--------------------------|----------|----|-----|--------|------|---------|-------|--------|-------|-----|-----|-----|----|---|-----|-----|-----|-----|
| Delaware State           | 11/7/22  |    | 23  | 2-7    | .286 | 0-2     | .000  | 0-0    | .000  | 0   | 2   | 2   | 0  | 2 | 1   | 0   | 1   | 4   |
| Lehigh                   | 11/10/22 |    | 24  | 2-5    | .400 | 1-3     | .333  | 0-0    | .000  | 0   | 0   | 0   | 1  | 1 | 0   | 0   | 1   | 5   |
| William & Mary           | 11/13/22 |    | 16  | 2-7    | .286 | 1-3     | .333  | 2-2    | 1.000 | 0   | 0   | 0   | 4  | 0 | 0   | 0   | 0   | 7   |
| vs. Old Dominion         | 11/17/22 |    | 19  | 1-2    | .500 | 0-0     | .000  | 0-0    | .000  | 0   | 1   | 1   | 1  | 2 | 0   | 0   | 0   | 2   |
| vs. Penn State           | 11/18/22 |    | 16  | 0-2    | .000 | 0-2     | .000  | 2-2    | 1.000 | 1   | 3   | 4   | 2  | 1 | 0   | 0   | 0   | 2   |
| at College of Charleston | 11/20/22 |    | 25  | 2-6    | .333 | 0-3     | .000  | 1-1    | 1.000 | 1   | 3   | 4   | 3  | 2 | 1   | 0   | 0   | 5   |
| Charleston Southern      | 11/25/22 |    | 16  | 0-2    | .000 | 0-1     | .000  | 0-0    | .000  | 0   | 1   | 1   | 0  | 0 | 0   | 0   | 0   | 0   |
| Minnesota                | 11/28/22 |    | 21  | 1-2    | .500 | 1-2     | .500  | 0-0    | .000  | 0   | 3   | 3   | 1  | 2 | 0   | 0   | 0   | 3   |
| North Carolina           | 12/4/22  |    | 21  | 2-7    | .286 | 1-4     | .250  | 3-4    | .750  | 5   | 3   | 8   | 3  | 1 | 0   | 0   | 0   | 8   |
| Dayton                   | 12/7/22  |    | 22  | 1-4    | .250 | 0-2     | .000  | 0-0    | .000  | 0   | 2   | 2   | 0  | 3 | 0   | 0   | 0   | 2   |
| vs. Oklahoma State       | 12/11/22 |    | 14  | 1-3    | .333 | 0-2     | .000  | 0-0    | .000  | 0   | 1   | 1   | 0  | 0 | 0   | 0   | 0   | 2   |
| Grambling State          | 12/17/22 |    | 22  | 2-3    | .667 | 0-1     | .000  | 0-1    | .000  | 0   | 2   | 2   | 1  | 3 | 2   | 0   | 1   | 4   |
| at Boston College        | 12/21/22 |    | 21  | 0-2    | .000 | 0-1     | .000  | 0-0    | .000  | 0   | 5   | 5   | 0  | 1 | 1   | 0   | 0   | 0   |
| at Wake Forest           | 12/31/22 |    | 28  | 1-4    | .250 | 1-2     | .500  | 0-0    | .000  | 0   | 3   | 3   | 4  | 1 | 1   | 0   | 0   | 3   |
| Clemson                  | 1/4/23   |    | 9   | 0-1    | .000 | 0-0     | .000  | 0-0    | .000  | 0   | 2   | 2   | 0  | 0 | 1   | 0   | 0   | 0   |
| NC State                 | 1/7/23   | *  | 28  | 3-5    | .600 | 0-1     | .000  | 0-0    | .000  | 1   | 1   | 2   | 0  | 3 | 0   | 0   | 0   | 6   |
| at Syracuse              | 1/11/23  | *  | 21  | 0-3    | .000 | 0-1     | .000  | 0-0    | .000  | 1   | 1   | 2   | 1  | 0 | 0   | 0   | 0   | 0   |
| at Virginia              | 1/18/23  |    | 19  | 3-5    | .600 | 2-3     | .667  | 0-0    | .000  | 1   | 3   | 4   | 0  | 0 | 0   | 0   | 0   | 8   |
| at Clemson               | 1/21/23  |    | 28  | 2-3    | .667 | 2-2     | 1.000 | 0-0    | .000  | 0   | 1   | 1   | 1  | 0 | 0   | 0   | 1   | 6   |
| Duke                     | 1/23/23  |    |     |        |      |         |       |        |       |     |     |     |    |   |     |     |     |     |
| Syracuse                 | 1/28/23  |    |     |        |      |         |       |        |       |     |     |     |    |   |     |     |     |     |
| at Miami                 | 1/31/23  |    |     |        |      |         |       |        |       |     |     |     |    |   |     |     |     |     |
| Virginia                 | 2/4/23   |    |     |        |      |         |       |        |       |     |     |     |    |   |     |     |     |     |
| Boston College           | 2/8/23   |    |     |        |      |         |       |        |       |     |     |     |    |   |     |     |     |     |
| at Notre Dame            | 2/11/23  |    |     |        |      |         |       |        |       |     |     |     |    |   |     |     |     |     |
| at Georgia Tech          | 2/15/23  |    |     |        |      |         |       |        |       |     |     |     |    |   |     |     |     |     |
| Pitt                     | 2/18/23  |    |     |        |      |         |       |        |       |     |     |     |    |   |     |     |     |     |
| Miami                    | 2/21/23  |    |     |        |      |         |       |        |       |     |     |     |    |   |     |     |     |     |
| at Duke                  | 2/25/23  |    |     |        |      |         |       |        |       |     |     |     |    |   |     |     |     |     |
| at Louisville            | 2/28/23  |    |     |        |      |         |       |        |       |     |     |     |    |   |     |     |     |     |
| Florida State            | 3/4/23   |    |     |        |      |         |       |        |       |     |     |     |    |   |     |     |     |     |

## PRODUCTION TRACKER

|                      | This Season |
|----------------------|-------------|
| Scored 10+ Points    | -           |
| Scored 20+ Points    | -           |
| Led Tech in Scoring  | -           |
| Made multiple 3FGs   | 2           |
| Led Tech in 3FGM     | 2           |
| Shot over 40% from 3 | 4           |
| Had a Double-Double  | -           |
| Had Multiple Assists | 7           |
| Had Multiple Steals  | -           |



# 3 SEAN PEDULLA

**SOPHOMORE** Guard | 6-1 | 195 | Sports Media and Analytics  
Edmond, Oklahoma | Edmond Memorial



## SEASON/CAREER BESTS

### POINTS

Season 22 vs. William & Mary (11/13/22)  
Career 22 vs. William & Mary (11/13/22)

### REBOUNDS

Season 7 at Clemson (1/21/23)  
Career 7 at Clemson (1/21/23)

### ASSISTS

Season 8 vs. Delaware State (11/7/22)  
Career 8 vs. Delaware State (11/7/22)

### BLOCKS

Season 1 (4x), last at Virginia (1/18/23)  
Career 1 (5x), last at Virginia (1/18/23)

### STEALS

Season 4 at Clemson (1/21/23)  
Career 4 at Clemson (1/21/23)

### MINUTES

Season 44 at Boston College (12/21/22)  
Career 44 at Boston College (12/21/22)

### FIELD GOALS MADE

Season 9 vs. Lehigh (11/10/22)  
Career 9 vs. Lehigh (11/10/22)

### FIELD GOALS ATTEMPTED

Season 18 (3x), last at Clemson (1/21/23)  
Career 18 (3x), last at Clemson (1/21/23)

### 3-PT. FIELD GOALS MADE

Season 5 vs. Delaware State (11/7/22)  
Career 6 at Florida State (1/29/22)

### 3-PT. FIELD GOALS ATTEMPTED

Season 11 at Syracuse (1/11/23)  
Career 11 at Syracuse (1/11/23)

### FREE THROWS MADE

Season 7 vs. Grambling (12/17/22)  
Career 10 vs. Texas (3/18/22)

### FREE THROWS ATTEMPTED

Season 9 vs. Grambling (12/17/22)  
Career 10 vs. Texas (3/18/22)

## CAREER STATS

|              | GP-GS        | MIN         | AVG         | FG-FGA         | FG%         | 3FG-FGA       | 3FG%        | FT-FTA       | FT%         | OFF-DEF-TOT       | AVG        | PF-FO        | AST        | TO        | BLK      | STL       | PTS        | AVG        |
|--------------|--------------|-------------|-------------|----------------|-------------|---------------|-------------|--------------|-------------|-------------------|------------|--------------|------------|-----------|----------|-----------|------------|------------|
| 2021-22      | 36-0         | 467         | 13.0        | 62-145         | .428        | 34-76         | .447        | 36-40        | .900        | 6-36-42           | 1.2        | 54-2         | 47         | 31        | 1        | 21        | 194        | 5.4        |
| 2022-23      | 19-19        | 684         | 36.0        | 110-263        | .418        | 36-113        | .319        | 47-56        | .839        | 8-64-72           | 3.8        | 51-2         | 80         | 39        | 4        | 24        | 303        | 15.9       |
| <b>TOTAL</b> | <b>55-19</b> | <b>1151</b> | <b>20.9</b> | <b>172-408</b> | <b>.422</b> | <b>70-189</b> | <b>.370</b> | <b>83-96</b> | <b>.865</b> | <b>14-100-114</b> | <b>2.1</b> | <b>105-4</b> | <b>127</b> | <b>70</b> | <b>5</b> | <b>45</b> | <b>497</b> | <b>9.0</b> |

- Will take over the reins at point guard following the graduation of Storm Murphy. *Last name pronounced: puh-DOOL-uh*
- Solid sharpshooter from downtown – shot over 40% from three 18 times as a freshman.
- Posted a career-high 20 points at Florida State, which was the turning point in the Hokies' 2021-22 season. He drilled 6 of 7 from long range in that game.
- Guided Edmond Memorial to three state tournaments.
- Two-time all-state selection and COAC Offensive Player of the Year that averaged 17.6 points a game as a senior.
- Rated the 165th-best prospect in the 2021 class on 247Sports.
- Tabbed the second-best player in the state of Oklahoma and the 25th-best point guard nationally, according to 247Sports.
- Chose the Hokies over Minnesota and Oklahoma State.
- One of Dominic and Bernadette Pedulla's nine children. His siblings JJ, Edmund and Claire won state championships in high school basketball, while Brendan won a state championship in rugby.

## 2022-23 GAME-BY-GAME STATS

| OPPONENT                 | DATE     | ST | MIN | FG-FGA | PCT  | 3FG-FGA | PCT  | FT-FTA | PCT   | OFF | DEF | TOT | PF | A | T/O | BLK | STL | PTS |
|--------------------------|----------|----|-----|--------|------|---------|------|--------|-------|-----|-----|-----|----|---|-----|-----|-----|-----|
| Delaware State           | 11/7/22  | *  | 29  | 5-12   | .417 | 5-8     | .625 | 3-4    | .750  | 0   | 4   | 4   | 1  | 8 | 2   | 0   | 1   | 18  |
| Lehigh                   | 11/10/22 | *  | 33  | 9-17   | .529 | 1-5     | .200 | 1-1    | 1.000 | 0   | 3   | 3   | 0  | 2 | 0   | 1   | 0   | 20  |
| William & Mary           | 11/13/22 | *  | 36  | 7-11   | .636 | 4-7     | .571 | 4-4    | 1.000 | 1   | 3   | 4   | 2  | 4 | 1   | 1   | 1   | 22  |
| vs. Old Dominion         | 11/17/22 | *  | 34  | 7-15   | .467 | 2-5     | .400 | 2-5    | .400  | 0   | 4   | 4   | 2  | 7 | 1   | 0   | 0   | 18  |
| vs. Penn State           | 11/18/22 | *  | 38  | 5-13   | .385 | 0-6     | .000 | 0-0    | .000  | 0   | 1   | 1   | 1  | 3 | 1   | 0   | 3   | 10  |
| at College of Charleston | 11/20/22 | *  | 34  | 7-15   | .467 | 1-5     | .200 | 2-2    | 1.000 | 0   | 3   | 3   | 3  | 3 | 4   | 0   | 2   | 17  |
| Charleston Southern      | 11/25/22 | *  | 37  | 6-10   | .600 | 1-2     | .500 | 2-3    | .667  | 0   | 4   | 4   | 1  | 3 | 1   | 0   | 0   | 15  |
| Minnesota                | 11/28/22 | *  | 35  | 8-13   | .615 | 1-3     | .333 | 0-0    | .000  | 1   | 3   | 4   | 2  | 2 | 1   | 0   | 0   | 17  |
| North Carolina           | 12/4/22  | *  | 36  | 5-14   | .357 | 1-5     | .200 | 3-4    | .750  | 0   | 4   | 4   | 4  | 4 | 2   | 0   | 0   | 14  |
| Dayton                   | 12/7/22  | *  | 27  | 8-13   | .615 | 2-5     | .400 | 1-1    | 1.000 | 0   | 1   | 1   | 5  | 2 | 1   | 0   | 2   | 19  |
| vs. Oklahoma State       | 12/11/22 | *  | 39  | 6-16   | .375 | 2-4     | .500 | 2-3    | .667  | 1   | 4   | 5   | 3  | 4 | 1   | 0   | 1   | 16  |
| Grambling State          | 12/17/22 | *  | 33  | 5-12   | .417 | 4-8     | .500 | 7-9    | .778  | 1   | 4   | 5   | 1  | 6 | 3   | 0   | 2   | 21  |
| at Boston College        | 12/21/22 | *  | 44  | 7-16   | .438 | 1-5     | .200 | 3-3    | 1.000 | 1   | 1   | 2   | 5  | 5 | 4   | 0   | 0   | 18  |
| at Wake Forest           | 12/31/22 | *  | 38  | 6-18   | .333 | 1-9     | .111 | 5-5    | 1.000 | 1   | 3   | 4   | 4  | 7 | 3   | 0   | 3   | 18  |
| Clemson                  | 1/4/23   | *  | 37  | 5-18   | .278 | 4-9     | .444 | 0-0    | .000  | 0   | 5   | 5   | 4  | 4 | 3   | 1   | 0   | 14  |
| NC State                 | 1/7/23   | *  | 40  | 5-13   | .385 | 1-3     | .333 | 8-8    | 1.000 | 1   | 4   | 5   | 4  | 4 | 4   | 0   | 1   | 19  |
| at Syracuse              | 1/11/23  | *  | 40  | 3-15   | .200 | 2-11    | .182 | 2-2    | 1.000 | 0   | 6   | 6   | 3  | 7 | 2   | 0   | 2   | 10  |
| at Virginia              | 1/18/23  | *  | 40  | 4-9    | .444 | 2-6     | .333 | 0-0    | .000  | 0   | 1   | 1   | 4  | 3 | 2   | 1   | 2   | 10  |
| at Clemson               | 1/21/23  | *  | 35  | 2-13   | .154 | 1-7     | .143 | 2-2    | 1.000 | 1   | 6   | 7   | 2  | 2 | 3   | 0   | 4   | 7   |
| Duke                     | 1/23/23  |    |     |        |      |         |      |        |       |     |     |     |    |   |     |     |     |     |
| Syracuse                 | 1/28/23  |    |     |        |      |         |      |        |       |     |     |     |    |   |     |     |     |     |
| at Miami                 | 1/31/23  |    |     |        |      |         |      |        |       |     |     |     |    |   |     |     |     |     |
| Virginia                 | 2/4/23   |    |     |        |      |         |      |        |       |     |     |     |    |   |     |     |     |     |
| Boston College           | 2/8/23   |    |     |        |      |         |      |        |       |     |     |     |    |   |     |     |     |     |
| at Notre Dame            | 2/11/23  |    |     |        |      |         |      |        |       |     |     |     |    |   |     |     |     |     |
| at Georgia Tech          | 2/15/23  |    |     |        |      |         |      |        |       |     |     |     |    |   |     |     |     |     |
| Pitt                     | 2/18/23  |    |     |        |      |         |      |        |       |     |     |     |    |   |     |     |     |     |
| Miami                    | 2/21/23  |    |     |        |      |         |      |        |       |     |     |     |    |   |     |     |     |     |
| at Duke                  | 2/25/23  |    |     |        |      |         |      |        |       |     |     |     |    |   |     |     |     |     |
| at Louisville            | 2/28/23  |    |     |        |      |         |      |        |       |     |     |     |    |   |     |     |     |     |
| Florida State            | 3/4/23   |    |     |        |      |         |      |        |       |     |     |     |    |   |     |     |     |     |

## PRODUCTION TRACKER

|                      | This Season | Career |
|----------------------|-------------|--------|
| Scored 10+ Points    | 18          | 23     |
| Scored 20+ Points    | 3           | 4      |
| Led Tech in Scoring  | 10          | 11     |
| Made 3+ 3FGs         | 4           | 8      |
| Led Tech in 3FGM     | 5           | 9      |
| Shot over 40% from 3 | 8           | 26     |
| Had a Double-Double  | -           | -      |
| Had Multiple Assists | 19          | 32     |
| Had Multiple Steals  | 8           | 11     |



# 4 DARREN BUCHANAN JR.

**FRESHMAN** Forward | 6-7 | 235 | Communication  
Washington, D.C. | Woodrow Wilson



## SEASON/CAREER BESTS

### POINTS

Season -  
Career -

### REBOUNDS

Season -  
Career -

### ASSISTS

Season -  
Career -

### BLOCKS

Season -  
Career -

### STEALS

Season -  
Career -

### MINUTES

Season -  
Career -

### FIELD GOALS MADE

Season -  
Career -

### FIELD GOALS ATTEMPTED

Season -  
Career -

### 3-PT. FIELD GOALS MADE

Season -  
Career -

### 3-PT. FIELD GOALS ATTEMPTED

Season -  
Career -

### FREE THROWS MADE

Season -  
Career -

### FREE THROWS ATTEMPTED

Season -  
Career -

## CAREER STATS

|              | GP-GS | MIN | AVG | FG-FGA | FG% | 3FG-FGA | 3FG% | FT-FTA | FT% | OFF-DEF-TOT | AVG | PF-FO | AST | TO | BLK | STL | PTS | AVG |  |
|--------------|-------|-----|-----|--------|-----|---------|------|--------|-----|-------------|-----|-------|-----|----|-----|-----|-----|-----|--|
| 2022-23      |       |     |     |        |     |         |      |        |     |             |     |       |     |    |     |     |     |     |  |
| <b>TOTAL</b> |       |     |     |        |     |         |      |        |     |             |     |       |     |    |     |     |     |     |  |

- Will redshirt the 2022-23 season. *Name pronounced: DARE-in BUH-can-in*
- A four-year letterwinner at Woodrow Wilson in Washington, D.C.
- 2022 D.C. Gatorade Player of the Year and All-Met Player of the Year.
- Two-time DCIAA Player of the Year and two-time DCIAA champion.
- Two-time all-state first team selection, All-Met first team as a senior (joining teammate Rodney Rice) and two-time DCIAA first team.
- Averaged 17 points, 10 rebounds, four assists and three steals during his four-year career at Woodrow Wilson.
- Coached by Osman Bangura and Angelo Hernandez while playing for Team Durant on the Nike EYBL circuit for three years.
- Tabbed the second-best player in Washington, D.C., and the 47th-best small forward nationally, according to 247Sports; Three-star recruit according to multiple outlets.
- Chose the Hokies over Georgetown, Rutgers, George Mason and George Washington.
- Related to former NFL tight end Vernon Davis.

## 2022-23 GAME-BY-GAME STATS

| OPPONENT                 | DATE     | ST | MIN | FG-FGA | PCT | 3FG-FGA | PCT | FT-FTA | PCT | OFF | DEF | TOT | PF | A | T/O | BLK | STL | PTS |     |
|--------------------------|----------|----|-----|--------|-----|---------|-----|--------|-----|-----|-----|-----|----|---|-----|-----|-----|-----|-----|
| Delaware State           | 11/7/22  |    |     |        |     |         |     |        |     |     |     |     |    |   |     |     |     |     | DNP |
| Lehigh                   | 11/10/22 |    |     |        |     |         |     |        |     |     |     |     |    |   |     |     |     |     | DNP |
| William & Mary           | 11/13/22 |    |     |        |     |         |     |        |     |     |     |     |    |   |     |     |     |     | DNP |
| vs. Old Dominion         | 11/17/22 |    |     |        |     |         |     |        |     |     |     |     |    |   |     |     |     |     | DNP |
| vs. Penn State           | 11/18/22 |    |     |        |     |         |     |        |     |     |     |     |    |   |     |     |     |     | DNP |
| at College of Charleston | 11/20/22 |    |     |        |     |         |     |        |     |     |     |     |    |   |     |     |     |     | DNP |
| Charleston Southern      | 11/25/22 |    |     |        |     |         |     |        |     |     |     |     |    |   |     |     |     |     | DNP |
| Minnesota                | 11/28/22 |    |     |        |     |         |     |        |     |     |     |     |    |   |     |     |     |     | DNP |
| North Carolina           | 12/4/22  |    |     |        |     |         |     |        |     |     |     |     |    |   |     |     |     |     | DNP |
| Dayton                   | 12/7/22  |    |     |        |     |         |     |        |     |     |     |     |    |   |     |     |     |     | DNP |
| vs. Oklahoma State       | 12/11/22 |    |     |        |     |         |     |        |     |     |     |     |    |   |     |     |     |     | DNP |
| Grambling State          | 12/17/22 |    |     |        |     |         |     |        |     |     |     |     |    |   |     |     |     |     | DNP |
| at Boston College        | 12/21/22 |    |     |        |     |         |     |        |     |     |     |     |    |   |     |     |     |     | DNP |
| at Wake Forest           | 12/31/22 |    |     |        |     |         |     |        |     |     |     |     |    |   |     |     |     |     | DNP |
| Clemson                  | 1/4/23   |    |     |        |     |         |     |        |     |     |     |     |    |   |     |     |     |     | DNP |
| NC State                 | 1/7/23   |    |     |        |     |         |     |        |     |     |     |     |    |   |     |     |     |     | DNP |
| at Syracuse              | 1/11/23  |    |     |        |     |         |     |        |     |     |     |     |    |   |     |     |     |     | DNP |
| at Virginia              | 1/18/23  |    |     |        |     |         |     |        |     |     |     |     |    |   |     |     |     |     | DNP |
| at Clemson               | 1/21/23  |    |     |        |     |         |     |        |     |     |     |     |    |   |     |     |     |     | DNP |
| Duke                     | 1/23/23  |    |     |        |     |         |     |        |     |     |     |     |    |   |     |     |     |     | DNP |
| Syracuse                 | 1/28/23  |    |     |        |     |         |     |        |     |     |     |     |    |   |     |     |     |     | DNP |
| at Miami                 | 1/31/23  |    |     |        |     |         |     |        |     |     |     |     |    |   |     |     |     |     | DNP |
| Virginia                 | 2/4/23   |    |     |        |     |         |     |        |     |     |     |     |    |   |     |     |     |     | DNP |
| Boston College           | 2/8/23   |    |     |        |     |         |     |        |     |     |     |     |    |   |     |     |     |     | DNP |
| at Notre Dame            | 2/11/23  |    |     |        |     |         |     |        |     |     |     |     |    |   |     |     |     |     | DNP |
| at Georgia Tech          | 2/15/23  |    |     |        |     |         |     |        |     |     |     |     |    |   |     |     |     |     | DNP |
| Pitt                     | 2/18/23  |    |     |        |     |         |     |        |     |     |     |     |    |   |     |     |     |     | DNP |
| Miami                    | 2/21/23  |    |     |        |     |         |     |        |     |     |     |     |    |   |     |     |     |     | DNP |
| at Duke                  | 2/25/23  |    |     |        |     |         |     |        |     |     |     |     |    |   |     |     |     |     | DNP |
| at Louisville            | 2/28/23  |    |     |        |     |         |     |        |     |     |     |     |    |   |     |     |     |     | DNP |
| Florida State            | 3/4/23   |    |     |        |     |         |     |        |     |     |     |     |    |   |     |     |     |     | DNP |

## PRODUCTION TRACKER

|                              | This Season |
|------------------------------|-------------|
| Scored 10+ Points            | -           |
| Had 5+ Rebounds              | -           |
| Had Multiple Blocks          | -           |
| Led Tech in Blocks           | -           |
| Had Multiple Steals          | -           |
| Shot over 50% from the floor | -           |
| Played 10+ Minutes           | -           |
| Shot 5+ Free Throws          | -           |
| Had Multiple Dunks           | -           |



# 5 PATRICK WESSLER

**FRESHMAN** Center | 7-0 | 245 | Business Marketing  
 Matthews, North Carolina | Combine Academy



*Last name pronounced: WES-ler*

- Will redshirt the 2022-23 season.
- Invited to the Allen Iverson 24K Showcase game in Memphis.
- Played his final two seasons at Combine Academy where he guided the program to a state championship in 2021-22.
- Averaged 18 points, 14 rebounds and 2.3 blocks as a senior, while Combine ended the season ranked No. 20 in the country with a 25-5 record.
- Named 2020-21 HoopState Network Sixth Man of the Year.
- Played his freshman and sophomore seasons at David W. Butler High School in Matthews, N.C.
- Southwestern 4A Conference Player of the Year.
- Completed for CC Elite on the AAU circuit.
- Rated the 148th-best prospect in the 2022 class by 247Sports; Tabbed the third-best player in the state of North Carolina and the 24th-best center nationally, according to 247Sports.
- Chose the Hokies over Providence, Southern Cal, NC State and Ole Miss.

## SEASON/CAREER BESTS

### POINTS

Season -  
 Career -

### REBOUNDS

Season -  
 Career -

### ASSISTS

Season -  
 Career -

### BLOCKS

Season -  
 Career -

### STEALS

Season -  
 Career -

### MINUTES

Season -  
 Career -

### FIELD GOALS MADE

Season -  
 Career -

### FIELD GOALS ATTEMPTED

Season -  
 Career -

### 3-PT. FIELD GOALS MADE

Season -  
 Career -

### 3-PT. FIELD GOALS ATTEMPTED

Season -  
 Career -

### FREE THROWS MADE

Season -  
 Career -

### FREE THROWS ATTEMPTED

Season -  
 Career -

## CAREER STATS

## 2022-23 GAME-BY-GAME STATS

| OPPONENT                 | DATE     | ST | MIN | FG-FGA | PCT | 3FG-FGA | PCT | FT-FTA | PCT | OFF | DEF | TOT | PF | A | T/O | BLK | STL | PTS |     |
|--------------------------|----------|----|-----|--------|-----|---------|-----|--------|-----|-----|-----|-----|----|---|-----|-----|-----|-----|-----|
| Delaware State           | 11/7/22  |    |     |        |     |         |     |        |     |     |     |     |    |   |     |     |     |     | DNP |
| Lehigh                   | 11/10/22 |    |     |        |     |         |     |        |     |     |     |     |    |   |     |     |     |     | DNP |
| William & Mary           | 11/13/22 |    |     |        |     |         |     |        |     |     |     |     |    |   |     |     |     |     | DNP |
| vs. Old Dominion         | 11/17/22 |    |     |        |     |         |     |        |     |     |     |     |    |   |     |     |     |     | DNP |
| vs. Penn State           | 11/18/22 |    |     |        |     |         |     |        |     |     |     |     |    |   |     |     |     |     | DNP |
| at College of Charleston | 11/20/22 |    |     |        |     |         |     |        |     |     |     |     |    |   |     |     |     |     | DNP |
| Charleston Southern      | 11/25/22 |    |     |        |     |         |     |        |     |     |     |     |    |   |     |     |     |     | DNP |
| Minnesota                | 11/28/22 |    |     |        |     |         |     |        |     |     |     |     |    |   |     |     |     |     | DNP |
| North Carolina           | 12/4/22  |    |     |        |     |         |     |        |     |     |     |     |    |   |     |     |     |     | DNP |
| Dayton                   | 12/7/22  |    |     |        |     |         |     |        |     |     |     |     |    |   |     |     |     |     | DNP |
| vs. Oklahoma State       | 12/11/22 |    |     |        |     |         |     |        |     |     |     |     |    |   |     |     |     |     | DNP |
| Grambling State          | 12/17/22 |    |     |        |     |         |     |        |     |     |     |     |    |   |     |     |     |     | DNP |
| at Boston College        | 12/21/22 |    |     |        |     |         |     |        |     |     |     |     |    |   |     |     |     |     | DNP |
| at Wake Forest           | 12/31/22 |    |     |        |     |         |     |        |     |     |     |     |    |   |     |     |     |     | DNP |
| Clemson                  | 1/4/23   |    |     |        |     |         |     |        |     |     |     |     |    |   |     |     |     |     | DNP |
| NC State                 | 1/7/23   |    |     |        |     |         |     |        |     |     |     |     |    |   |     |     |     |     | DNP |
| at Syracuse              | 1/11/23  |    |     |        |     |         |     |        |     |     |     |     |    |   |     |     |     |     | DNP |
| at Virginia              | 1/18/23  |    |     |        |     |         |     |        |     |     |     |     |    |   |     |     |     |     | DNP |
| at Clemson               | 1/21/23  |    |     |        |     |         |     |        |     |     |     |     |    |   |     |     |     |     | DNP |
| Duke                     | 1/23/23  |    |     |        |     |         |     |        |     |     |     |     |    |   |     |     |     |     | DNP |
| Syracuse                 | 1/28/23  |    |     |        |     |         |     |        |     |     |     |     |    |   |     |     |     |     | DNP |
| at Miami                 | 1/31/23  |    |     |        |     |         |     |        |     |     |     |     |    |   |     |     |     |     | DNP |
| Virginia                 | 2/4/23   |    |     |        |     |         |     |        |     |     |     |     |    |   |     |     |     |     | DNP |
| Boston College           | 2/8/23   |    |     |        |     |         |     |        |     |     |     |     |    |   |     |     |     |     | DNP |
| at Notre Dame            | 2/11/23  |    |     |        |     |         |     |        |     |     |     |     |    |   |     |     |     |     | DNP |
| at Georgia Tech          | 2/15/23  |    |     |        |     |         |     |        |     |     |     |     |    |   |     |     |     |     | DNP |
| Pitt                     | 2/18/23  |    |     |        |     |         |     |        |     |     |     |     |    |   |     |     |     |     | DNP |
| Miami                    | 2/21/23  |    |     |        |     |         |     |        |     |     |     |     |    |   |     |     |     |     | DNP |
| at Duke                  | 2/25/23  |    |     |        |     |         |     |        |     |     |     |     |    |   |     |     |     |     | DNP |
| at Louisville            | 2/28/23  |    |     |        |     |         |     |        |     |     |     |     |    |   |     |     |     |     | DNP |
| Florida State            | 3/4/23   |    |     |        |     |         |     |        |     |     |     |     |    |   |     |     |     |     | DNP |

## PRODUCTION TRACKER

|                              | This Season |
|------------------------------|-------------|
| Scored 10+ Points            | -           |
| Had 5+ Rebounds              | -           |
| Had Multiple Blocks          | -           |
| Led Tech in Blocks           | -           |
| Had Multiple Steals          | -           |
| Shot over 50% from the floor | -           |
| Played 10+ Minutes           | -           |
| Shot 5+ Free Throws          | -           |
| Had Multiple Dunks           | -           |



|         | GP-GS | MIN | AVG | FG-FGA | FG% | 3FG-FGA | 3FG% | FT-FTA | FT% | OFF-DEF-TOT | AVG | PF-FO | AST | TO | BLK | STL | PTS | AVG |  |
|---------|-------|-----|-----|--------|-----|---------|------|--------|-----|-------------|-----|-------|-----|----|-----|-----|-----|-----|--|
| 2022-23 |       |     |     |        |     |         |      |        |     |             |     |       |     |    |     |     |     |     |  |
| TOTAL   |       |     |     |        |     |         |      |        |     |             |     |       |     |    |     |     |     |     |  |

# 10 CAMDEN JOHNSON

**SOPHOMORE** Guard | 6-1 | 185 | Business Finance  
Waxhaw, North Carolina | Metrolina Christian Academy



## SEASON/CAREER BESTS

### POINTS

Season -  
Career 3 vs. Merrimack (11/21/21)

### REBOUNDS

Season 1 (3x), last vs. Dayton (12/7/22)  
Career 1 (4x), last vs. Dayton (12/7/22)

### ASSISTS

Season 1 (4x), last vs. Grambling (12/17/22)  
Career 1 (5x), last vs. Grambling (12/17/22)

### BLOCKS

Season -  
Career -

### STEALS

Season -  
Career 1 (2x), last vs. Louisville (3/1/22)

### MINUTES

Season 8 vs. Delaware State (11/7/22)  
Career 8 vs. Delaware State (11/7/22)

### FIELD GOALS MADE

Season -  
Career 1 vs. Merrimack (11/21/21)

### FIELD GOALS ATTEMPTED

Season 1 vs. Minnesota (11/28/22)  
Career 1 (4x), last vs. Minnesota (11/28/22)

### 3-PT. FIELD GOALS MADE

Season -  
Career 1 vs. Merrimack (11/21/21)

### 3-PT. FIELD GOALS ATTEMPTED

Season -  
Career 1 (2x), last vs. St. Bona. (12/17/21)

### FREE THROWS MADE

Season -  
Career -

### FREE THROWS ATTEMPTED

Season -  
Career -

## CAREER STATS

|              | GP-GS       | MIN       | AVG        | FG-FGA     | FG%         | 3FG-FGA    | 3FG%        | FT-FTA     | FT%         | OFF-DEF-TOT  | AVG        | PF-FO      | AST      | TO       | BLK      | STL      | PTS      | AVG        |
|--------------|-------------|-----------|------------|------------|-------------|------------|-------------|------------|-------------|--------------|------------|------------|----------|----------|----------|----------|----------|------------|
| 2021-22      | 10-0        | 17        | 1.7        | 1-3        | .333        | 1-2        | .500        | 0-0        | .000        | 0-2-2        | 0.2        | 1-0        | 1        | 0        | 0        | 2        | 3        | 0.3        |
| 2022-23      | 6-0         | 20        | 3.3        | 0-1        | .000        | 0-0        | .000        | 0-0        | .000        | 1-2-3        | 0.5        | 2-0        | 4        | 1        | 0        | 0        | 0        | 0.0        |
| <b>TOTAL</b> | <b>16-0</b> | <b>37</b> | <b>2.3</b> | <b>1-4</b> | <b>.250</b> | <b>1-2</b> | <b>.500</b> | <b>0-0</b> | <b>.000</b> | <b>1-4-5</b> | <b>0.3</b> | <b>3-0</b> | <b>5</b> | <b>1</b> | <b>0</b> | <b>2</b> | <b>3</b> | <b>0.2</b> |

- Recruited as a preferred walk-on.
- Earned full scholarship on Jan. 14, 2023.
- Averaged 14 points, 6.6 rebounds, 3.2 assists and 2.3 steals per game his senior season at Metrolina.
- Parents, Joey and Cindy Johnson, both attended Virginia Tech.

## 2022-23 GAME-BY-GAME STATS

| OPPONENT                 | DATE     | ST | MIN | FG-FGA | PCT  | 3FG-FGA | PCT  | FT-FTA | PCT  | OFF | DEF | TOT | PF | A | T/O | BLK | STL | PTS |
|--------------------------|----------|----|-----|--------|------|---------|------|--------|------|-----|-----|-----|----|---|-----|-----|-----|-----|
| Delaware State           | 11/7/22  |    | 8   | 0-0    | .000 | 0-0     | .000 | 0-0    | .000 | 1   | 0   | 1   | 1  | 1 | 0   | 0   | 0   | 0   |
| Lehigh                   | 11/10/22 |    | 2   | 0-0    | .000 | 0-0     | .000 | 0-0    | .000 | 0   | 1   | 1   | 0  | 0 | 0   | 0   | 0   | 0   |
| William & Mary           | 11/13/22 |    | 2   | 0-0    | .000 | 0-0     | .000 | 0-0    | .000 | 0   | 0   | 0   | 0  | 1 | 0   | 0   | 0   | 0   |
| vs. Old Dominion         | 11/17/22 |    |     |        |      |         |      |        | DNP  |     |     |     |    |   |     |     |     |     |
| vs. Penn State           | 11/18/22 |    |     |        |      |         |      |        | DNP  |     |     |     |    |   |     |     |     |     |
| at College of Charleston | 11/20/22 |    |     |        |      |         |      |        | DNP  |     |     |     |    |   |     |     |     |     |
| Charleston Southern      | 11/25/22 |    |     |        |      |         |      |        | DNP  |     |     |     |    |   |     |     |     |     |
| Minnesota                | 11/28/22 |    | 2   | 0-1    | .000 | 0-0     | .000 | 0-0    | .000 | 0   | 0   | 0   | 0  | 0 | 0   | 0   | 0   | 0   |
| North Carolina           | 12/4/22  |    |     |        |      |         |      |        | DNP  |     |     |     |    |   |     |     |     |     |
| Dayton                   | 12/7/22  |    | 2   | 0-0    | .000 | 0-0     | .000 | 0-0    | .000 | 0   | 1   | 1   | 0  | 1 | 1   | 0   | 0   | 0   |
| vs. Oklahoma State       | 12/11/22 |    |     |        |      |         |      |        | DNP  |     |     |     |    |   |     |     |     |     |
| Grambling State          | 12/17/22 |    | 4   | 0-0    | .000 | 0-0     | .000 | 0-0    | .000 | 0   | 0   | 0   | 1  | 1 | 0   | 0   | 0   | 0   |
| at Boston College        | 12/21/22 |    |     |        |      |         |      |        | DNP  |     |     |     |    |   |     |     |     |     |
| at Wake Forest           | 12/31/22 |    |     |        |      |         |      |        | DNP  |     |     |     |    |   |     |     |     |     |
| Clemson                  | 1/4/23   |    |     |        |      |         |      |        | DNP  |     |     |     |    |   |     |     |     |     |
| NC State                 | 1/7/23   |    |     |        |      |         |      |        | DNP  |     |     |     |    |   |     |     |     |     |
| at Syracuse              | 1/11/23  |    |     |        |      |         |      |        | DNP  |     |     |     |    |   |     |     |     |     |
| at Virginia              | 1/18/23  |    |     |        |      |         |      |        | DNP  |     |     |     |    |   |     |     |     |     |
| at Clemson               | 1/21/23  |    |     |        |      |         |      |        | DNP  |     |     |     |    |   |     |     |     |     |
| Duke                     | 1/23/23  |    |     |        |      |         |      |        |      |     |     |     |    |   |     |     |     |     |
| Syracuse                 | 1/28/23  |    |     |        |      |         |      |        |      |     |     |     |    |   |     |     |     |     |
| at Miami                 | 1/31/23  |    |     |        |      |         |      |        |      |     |     |     |    |   |     |     |     |     |
| Virginia                 | 2/4/23   |    |     |        |      |         |      |        |      |     |     |     |    |   |     |     |     |     |
| Boston College           | 2/8/23   |    |     |        |      |         |      |        |      |     |     |     |    |   |     |     |     |     |
| at Notre Dame            | 2/11/23  |    |     |        |      |         |      |        |      |     |     |     |    |   |     |     |     |     |
| at Georgia Tech          | 2/15/23  |    |     |        |      |         |      |        |      |     |     |     |    |   |     |     |     |     |
| Pitt                     | 2/18/23  |    |     |        |      |         |      |        |      |     |     |     |    |   |     |     |     |     |
| Miami                    | 2/21/23  |    |     |        |      |         |      |        |      |     |     |     |    |   |     |     |     |     |
| at Duke                  | 2/25/23  |    |     |        |      |         |      |        |      |     |     |     |    |   |     |     |     |     |
| at Louisville            | 2/28/23  |    |     |        |      |         |      |        |      |     |     |     |    |   |     |     |     |     |
| Florida State            | 3/4/23   |    |     |        |      |         |      |        |      |     |     |     |    |   |     |     |     |     |

## PRODUCTION TRACKER

|                      | This Season | Career |
|----------------------|-------------|--------|
| Scored 5+ Points     | -           | -      |
| Scored 10+ Points    | -           | -      |
| Made Multiple 3FGs   | -           | -      |
| Made 3+ 3FGs         | -           | -      |
| Led Tech in 3FGM     | -           | -      |
| Shot over 40% from 3 | -           | 1      |
| Played 5+ Minutes    | 1           | 1      |
| Had Multiple Assists | -           | -      |
| Had Multiple Steals  | -           | -      |



# 11 JOHN CAMDEN

**R-FRESHMAN** Forward | 6-8 | 215 | Business Management  
 Downingtown, Pennsylvania | Memphis



## SEASON/CAREER BESTS

### POINTS

Season 6 (2x), last at Wake (12/31/22)  
 Career 6 (2x), last at Wake (12/31/22)

### REBOUNDS

Season 2 (2x), last vs. Clemson (1/4/23)  
 Career 2 (2x), last vs. Clemson (1/4/23)

### ASSISTS

Season -  
 Career -

### BLOCKS

Season 1 (2x), last at Virginia (1/18/23)  
 Career 1 (2x), last at Virginia (1/18/23)

### STEALS

Season -  
 Career -

### MINUTES

Season 19 vs. Delaware State (11/7/22)  
 Career 19 vs. Delaware State (11/7/22)

### FIELD GOALS MADE

Season 2 vs. Delaware State (11/7/22)  
 Career 2 vs. Delaware State (11/7/22)

### FIELD GOALS ATTEMPTED

Season 4 (2x), last vs. William & Mary (11/13/22)  
 Career 4 (2x), last vs. William & Mary (11/13/22)

### 3-PT. FIELD GOALS MADE

Season 2 vs. Delaware State (11/7/22)  
 Career 2 vs. Delaware State (11/7/22)

### 3-PT. FIELD GOALS ATTEMPTED

Season 4 vs. Delaware State (11/7/22)  
 Career 4 vs. Delaware State (11/7/22)

### FREE THROWS MADE

Season 3 at Wake Forest (12/31/22)  
 Career 3 at Wake Forest (12/31/22)

### FREE THROWS ATTEMPTED

Season 5 at Wake Forest (12/31/22)  
 Career 5 at Wake Forest (12/31/22)

- Will be a versatile wing for Coach Young, who can play the 3 and the 4.
- Transferred from Memphis; battled a right foot injury most of freshman season.
- Chose the Hokies over LSU during the transfer process.
- Played senior season at Brewster Academy in Wolfeboro, N.H.
- Was rated a four-star recruit and the 90th-ranked player in the nation by Rivals.
- Averaged 15.8 points per game as a junior at Archbishop Carroll (Pa.) in 2019-20.
- Father, Tex, graduated from Virginia Tech in 1993.
- Sisters, Meg and Heather, played lacrosse at Ohio State and Drexel, respectively.
- Other older sister, Anna, plays basketball at Penn State.

## 2022-23 GAME-BY-GAME STATS

| OPPONENT                 | DATE     | ST | MIN | FG-FGA | PCT  | 3FG-FGA | PCT  | FT-FTA | PCT  | OFF | DEF | TOT | PF | A | T/O | BLK | STL | PTS |
|--------------------------|----------|----|-----|--------|------|---------|------|--------|------|-----|-----|-----|----|---|-----|-----|-----|-----|
| Delaware State           | 11/7/22  |    | 19  | 2-4    | .500 | 2-4     | .500 | 0-0    | .000 | 0   | 2   | 2   | 3  | 0 | 0   | 0   | 0   | 6   |
| Lehigh                   | 11/10/22 |    | 8   | 0-0    | .000 | 0-0     | .000 | 0-0    | .000 | 0   | 1   | 1   | 2  | 0 | 0   | 0   | 0   | 0   |
| William & Mary           | 11/13/22 |    | 9   | 1-4    | .250 | 0-3     | .000 | 0-0    | .000 | 1   | 0   | 1   | 2  | 0 | 1   | 0   | 0   | 2   |
| vs. Old Dominion         | 11/17/22 |    | 2   | 0-0    | .000 | 0-0     | .000 | 0-0    | .000 | 0   | 1   | 1   | 0  | 0 | 0   | 0   | 0   | 0   |
| vs. Penn State           | 11/18/22 |    |     |        |      |         |      | DNP    |      |     |     |     |    |   |     |     |     |     |
| at College of Charleston | 11/20/22 |    | 1   | 0-0    | .000 | 0-0     | .000 | 0-0    | .000 | 0   | 0   | 0   | 0  | 0 | 0   | 0   | 0   | 0   |
| Charleston Southern      | 11/25/22 |    |     |        |      |         |      | DNP    |      |     |     |     |    |   |     |     |     |     |
| Minnesota                | 11/28/22 |    |     |        |      |         |      | DNP    |      |     |     |     |    |   |     |     |     |     |
| North Carolina           | 12/4/22  |    |     |        |      |         |      | DNP    |      |     |     |     |    |   |     |     |     |     |
| Dayton                   | 12/7/22  |    | 3   | 0-1    | .000 | 0-1     | .000 | 0-0    | .000 | 0   | 0   | 0   | 0  | 0 | 0   | 0   | 0   | 0   |
| vs. Oklahoma State       | 12/11/22 |    |     |        |      |         |      | DNP    |      |     |     |     |    |   |     |     |     |     |
| Grambling State          | 12/17/22 |    | 5   | 0-1    | .000 | 0-1     | .000 | 0-0    | .000 | 0   | 1   | 1   | 0  | 0 | 0   | 0   | 0   | 0   |
| at Boston College        | 12/21/22 |    | 0   | 0-0    | .000 | 0-0     | .000 | 0-0    | .000 | 0   | 0   | 0   | 0  | 0 | 0   | 0   | 0   | 0   |
| at Wake Forest           | 12/31/22 |    | 15  | 1-3    | .333 | 1-3     | .333 | 3-5    | .600 | 0   | 1   | 1   | 1  | 0 | 0   | 1   | 0   | 6   |
| Clemson                  | 1/4/23   |    | 10  | 0-3    | .000 | 0-1     | .000 | 0-0    | .000 | 1   | 1   | 2   | 1  | 0 | 0   | 0   | 0   | 0   |
| NC State                 | 1/7/23   |    | 14  | 0-2    | .000 | 0-2     | .000 | 0-0    | .000 | 0   | 1   | 1   | 1  | 0 | 0   | 0   | 0   | 0   |
| at Syracuse              | 1/11/23  |    |     |        |      |         |      | DNP    |      |     |     |     |    |   |     |     |     |     |
| at Virginia              | 1/18/23  |    | 1   | 0-0    | .000 | 0-0     | .000 | 0-0    | .000 | 0   | 0   | 0   | 0  | 0 | 0   | 1   | 0   | 0   |
| at Clemson               | 1/21/23  |    |     |        |      |         |      | DNP    |      |     |     |     |    |   |     |     |     |     |
| Duke                     | 1/23/23  |    |     |        |      |         |      |        |      |     |     |     |    |   |     |     |     |     |
| Syracuse                 | 1/28/23  |    |     |        |      |         |      |        |      |     |     |     |    |   |     |     |     |     |
| at Miami                 | 1/31/23  |    |     |        |      |         |      |        |      |     |     |     |    |   |     |     |     |     |
| Virginia                 | 2/4/23   |    |     |        |      |         |      |        |      |     |     |     |    |   |     |     |     |     |
| Boston College           | 2/8/23   |    |     |        |      |         |      |        |      |     |     |     |    |   |     |     |     |     |
| at Notre Dame            | 2/11/23  |    |     |        |      |         |      |        |      |     |     |     |    |   |     |     |     |     |
| at Georgia Tech          | 2/15/23  |    |     |        |      |         |      |        |      |     |     |     |    |   |     |     |     |     |
| Pitt                     | 2/18/23  |    |     |        |      |         |      |        |      |     |     |     |    |   |     |     |     |     |
| Miami                    | 2/21/23  |    |     |        |      |         |      |        |      |     |     |     |    |   |     |     |     |     |
| at Duke                  | 2/25/23  |    |     |        |      |         |      |        |      |     |     |     |    |   |     |     |     |     |
| at Louisville            | 2/28/23  |    |     |        |      |         |      |        |      |     |     |     |    |   |     |     |     |     |
| Florida State            | 3/4/23   |    |     |        |      |         |      |        |      |     |     |     |    |   |     |     |     |     |

## PRODUCTION TRACKER

|                      | This Season | Career |
|----------------------|-------------|--------|
| Scored 5+ Points     | 2           | 2      |
| Scored 10+ Points    | -           | -      |
| Made Multiple 3FGs   | 1           | 1      |
| Made 3+ 3FGs         | -           | -      |
| Led Tech in 3FGM     | -           | -      |
| Shot over 40% from 3 | 1           | 1      |
| Played 5+ Minutes    | 6           | 6      |
| Had Multiple Assists | -           | -      |
| Had Multiple Steals  | -           | -      |



## CAREER STATS

|              | GP-GS       | MIN       | AVG        | FG-FGA      | FG%         | 3FG-FGA     | 3FG%        | FT-FTA     | FT%         | OFF-DEF-TOT   | AVG        | PF-FO       | AST      | TO       | BLK      | STL      | PTS       | AVG        |
|--------------|-------------|-----------|------------|-------------|-------------|-------------|-------------|------------|-------------|---------------|------------|-------------|----------|----------|----------|----------|-----------|------------|
| 2021-22      | 1-0         | 1         | 1.0        | 0-0         | .000        | 0-0         | .000        | 0-0        | .000        | 0-1-1         | 1.0        | 0-0         | 0        | 0        | 0        | 0        | 0         | 0.0        |
| 2022-23      | 12-0        | 87        | 7.3        | 4-18        | .222        | 3-15        | .200        | 3-5        | .600        | 2-8-10        | 0.8        | 10-0        | 0        | 1        | 2        | 0        | 14        | 1.2        |
| <b>TOTAL</b> | <b>13-0</b> | <b>88</b> | <b>6.8</b> | <b>4-18</b> | <b>.222</b> | <b>3-15</b> | <b>.200</b> | <b>3-5</b> | <b>.600</b> | <b>2-9-11</b> | <b>0.8</b> | <b>10-0</b> | <b>0</b> | <b>1</b> | <b>2</b> | <b>0</b> | <b>14</b> | <b>1.1</b> |

# 13 DARIUS MADDOX

**JUNIOR** Guard | 6-5 | 180 | Sports Media and Analytics  
Bowie, Maryland | Oak Hill Academy



## SEASON/CAREER BESTS

### POINTS

Season 16 vs. NC State (1/7/23)  
Career 20 vs. North Carolina (3/11/22)

### REBOUNDS

Season 8 at Boston College (12/21/22)  
Career 8 at Boston College (12/21/22)

### ASSISTS

Season 3 (3x), last vs. Clemson (1/4/23)  
Career 4 vs. Miami (1/26/22)

### BLOCKS

Season 2 at Syracuse (1/11/23)  
Career 2 (3x), last at Syracuse (1/11/23)

### STEALS

Season 2 (2x), last vs. Clemson (1/4/23)  
Career 3 at Florida State (1/29/22)

### MINUTES

Season 40 at Boston College (12/21/22)  
Career 40 at Boston College (12/21/22)

### FIELD GOALS MADE

Season 5 (7x), last at Virginia (1/18/23)  
Career 7 vs. North Carolina (3/11/22)

### FIELD GOALS ATTEMPTED

Season 15 at Boston College (12/21/22)  
Career 15 at Boston College (12/21/22)

### 3-PT. FIELD GOALS MADE

Season 4 vs. NC State (1/7/23)  
Career 4 (2x), last vs. NC State (1/7/23)

### 3-PT. FIELD GOALS ATTEMPTED

Season 6 (2x), last vs. NC State (1/7/23)  
Career 6 (2x), last vs. NC State (1/7/23)

### FREE THROWS MADE

Season 4 vs. Delaware State (11/7/22)  
Career 4 (3x), last vs. Delaware St. (11/7/22)

### FREE THROWS ATTEMPTED

Season 5 vs. Delaware State (11/7/22)  
Career 5 vs. Delaware State (11/7/22)

## CAREER STATS

|              | GP-GS        | MIN         | AVG         | FG-FGA         | FG%         | 3FG-FGA       | 3FG%        | FT-FTA       | FT%         | OFF-DEF-TOT      | AVG        | PF-FO       | AST       | TO        | BLK       | STL       | PTS        | AVG        |
|--------------|--------------|-------------|-------------|----------------|-------------|---------------|-------------|--------------|-------------|------------------|------------|-------------|-----------|-----------|-----------|-----------|------------|------------|
| 2020-21      | 11-0         | 35          | 3.2         | 3-11           | .273        | 3-7           | .429        | 0-0          | .000        | 2-0-2            | 0.2        | 3-0         | 3         | 1         | 1         | 0         | 9          | 0.8        |
| 2021-22      | 36-0         | 612         | 17.0        | 82-160         | .513        | 40-79         | .506        | 26-33        | .788        | 17-52-69         | 1.9        | 42-0        | 19        | 20        | 8         | 11        | 230        | 6.4        |
| 2022-23      | 19-19        | 584         | 30.7        | 64-171         | .374        | 20-62         | .323        | 21-24        | .875        | 26-37-63         | 3.3        | 35-0        | 22        | 12        | 7         | 11        | 169        | 8.9        |
| <b>TOTAL</b> | <b>66-19</b> | <b>1231</b> | <b>18.7</b> | <b>149-342</b> | <b>.436</b> | <b>63-148</b> | <b>.426</b> | <b>47-57</b> | <b>.825</b> | <b>45-89-134</b> | <b>2.0</b> | <b>80-0</b> | <b>44</b> | <b>33</b> | <b>16</b> | <b>22</b> | <b>408</b> | <b>6.2</b> |

- Potential to have a breakout season.
- 2022 ACC All-Tournament Second Team; dropped career-high 20 points vs. UNC in semis.
- Two game-winning 3-pointers in four games: at Miami and vs. Clemson.
- Dropped in a career-high 14 points on 4-of-8 shooting vs. Cornell; also set or tied career highs in rebounds (four), minutes played (23), field goals made (four) and free throws made (four).
- Appeared in 11 games in 2020-21, recording a season-high nine points vs. Coppin State (12/19/20).
- Rated 84th overall and the 14th-best shooting guard on 247 Sports.
- Chose the Hokies over Cincinnati, Creighton, Georgetown and Seton Hall.

## 2022-23 GAME-BY-GAME STATS

| OPPONENT                 | DATE     | ST | MIN | FG-FGA | PCT  | 3FG-FGA | PCT   | FT-FTA | PCT   | OFF | DEF | TOT | PF | A | T/O | BLK | STL | PTS |
|--------------------------|----------|----|-----|--------|------|---------|-------|--------|-------|-----|-----|-----|----|---|-----|-----|-----|-----|
| Delaware State           | 11/7/22  | *  | 27  | 5-8    | .625 | 0-1     | .000  | 4-5    | .800  | 0   | 3   | 3   | 0  | 0 | 0   | 0   | 1   | 14  |
| Lehigh                   | 11/10/22 | *  | 24  | 3-7    | .429 | 0-3     | .000  | 2-2    | 1.000 | 0   | 4   | 4   | 0  | 0 | 0   | 0   | 0   | 8   |
| William & Mary           | 11/13/22 | *  | 31  | 5-9    | .556 | 2-2     | 1.000 | 2-2    | 1.000 | 1   | 1   | 2   | 1  | 3 | 0   | 0   | 1   | 14  |
| vs. Old Dominion         | 11/17/22 | *  | 35  | 4-11   | .364 | 2-5     | .400  | 2-2    | 1.000 | 0   | 2   | 2   | 2  | 2 | 0   | 0   | 0   | 12  |
| vs. Penn State           | 11/18/22 | *  | 33  | 5-8    | .625 | 1-2     | .500  | 0-0    | .000  | 3   | 2   | 5   | 1  | 1 | 1   | 0   | 0   | 11  |
| at College of Charleston | 11/20/22 | *  | 22  | 4-9    | .444 | 0-4     | .000  | 0-0    | .000  | 1   | 1   | 2   | 4  | 0 | 1   | 0   | 1   | 8   |
| Charleston Southern      | 11/25/22 | *  | 34  | 5-13   | .385 | 1-4     | .250  | 1-2    | .500  | 2   | 0   | 2   | 3  | 0 | 2   | 0   | 0   | 12  |
| Minnesota                | 11/28/22 | *  | 30  | 1-7    | .143 | 0-2     | .000  | 2-2    | 1.000 | 3   | 1   | 4   | 1  | 2 | 1   | 1   | 0   | 4   |
| North Carolina           | 12/4/22  | *  | 37  | 1-6    | .167 | 0-2     | .000  | 0-0    | .000  | 0   | 4   | 4   | 4  | 2 | 1   | 0   | 1   | 2   |
| Dayton                   | 12/7/22  | *  | 31  | 5-13   | .385 | 2-5     | .400  | 0-0    | .000  | 1   | 4   | 5   | 1  | 3 | 1   | 0   | 1   | 12  |
| vs. Oklahoma State       | 12/11/22 | *  | 33  | 3-9    | .333 | 1-3     | .333  | 0-0    | .000  | 3   | 0   | 3   | 2  | 0 | 2   | 1   | 0   | 7   |
| Grambling State          | 12/17/22 | *  | 34  | 3-9    | .333 | 1-4     | .250  | 0-0    | .000  | 2   | 1   | 3   | 1  | 1 | 0   | 1   | 1   | 7   |
| at Boston College        | 12/21/22 | *  | 40  | 4-15   | .267 | 2-6     | .333  | 0-0    | .000  | 5   | 3   | 8   | 2  | 0 | 1   | 0   | 0   | 10  |
| at Wake Forest           | 12/31/22 | *  | 25  | 2-6    | .333 | 0-1     | .000  | 1-1    | 1.000 | 0   | 2   | 2   | 2  | 1 | 0   | 0   | 2   | 5   |
| Clemson                  | 1/4/23   | *  | 36  | 4-11   | .364 | 1-5     | .200  | 2-2    | 1.000 | 2   | 2   | 4   | 1  | 3 | 1   | 0   | 2   | 11  |
| NC State                 | 1/7/23   | *  | 38  | 5-12   | .417 | 4-6     | .667  | 2-2    | 1.000 | 0   | 2   | 2   | 4  | 1 | 0   | 1   | 0   | 16  |
| at Syracuse              | 1/11/23  | *  | 30  | 0-3    | .000 | 0-1     | .000  | 3-4    | .750  | 1   | 0   | 1   | 1  | 2 | 0   | 2   | 1   | 3   |
| at Virginia              | 1/18/23  | *  | 25  | 5-9    | .556 | 3-4     | .750  | 0-0    | .000  | 0   | 4   | 4   | 3  | 1 | 0   | 1   | 0   | 13  |
| at Clemson               | 1/21/23  | *  | 20  | 0-6    | .000 | 0-2     | .000  | 0-0    | .000  | 2   | 1   | 3   | 2  | 0 | 1   | 0   | 0   | 0   |
| Duke                     | 1/23/23  |    |     |        |      |         |       |        |       |     |     |     |    |   |     |     |     |     |
| Syracuse                 | 1/28/23  |    |     |        |      |         |       |        |       |     |     |     |    |   |     |     |     |     |
| at Miami                 | 1/31/23  |    |     |        |      |         |       |        |       |     |     |     |    |   |     |     |     |     |
| Virginia                 | 2/4/23   |    |     |        |      |         |       |        |       |     |     |     |    |   |     |     |     |     |
| Boston College           | 2/8/23   |    |     |        |      |         |       |        |       |     |     |     |    |   |     |     |     |     |
| at Notre Dame            | 2/11/23  |    |     |        |      |         |       |        |       |     |     |     |    |   |     |     |     |     |
| at Georgia Tech          | 2/15/23  |    |     |        |      |         |       |        |       |     |     |     |    |   |     |     |     |     |
| Pitt                     | 2/18/23  |    |     |        |      |         |       |        |       |     |     |     |    |   |     |     |     |     |
| Miami                    | 2/21/23  |    |     |        |      |         |       |        |       |     |     |     |    |   |     |     |     |     |
| at Duke                  | 2/25/23  |    |     |        |      |         |       |        |       |     |     |     |    |   |     |     |     |     |
| at Louisville            | 2/28/23  |    |     |        |      |         |       |        |       |     |     |     |    |   |     |     |     |     |
| Florida State            | 3/4/23   |    |     |        |      |         |       |        |       |     |     |     |    |   |     |     |     |     |

## PRODUCTION TRACKER

|                      | This Season | Career |
|----------------------|-------------|--------|
| Scored 10+ Points    | 10          | 18     |
| Scored 20+ Points    | -           | 1      |
| Led Tech in Scoring  | 1           | 3      |
| Made 3+ 3FGs         | 2           | 8      |
| Led Tech in 3FGM     | 4           | 9      |
| Shot over 40% from 3 | 6           | 29     |
| Had a Double-Double  | -           | -      |
| Had Multiple Assists | 7           | 11     |
| Had Multiple Steals  | 2           | 3      |



# 14 OWYN DAWYOT

**FRESHMAN** Guard | 6-2 | 190 | Sports Media and Analytics  
Roanoke, Virginia | Cave Spring



## SEASON/CAREER BESTS

### POINTS

Season 2 vs. Dayton (12/7/22)  
Career 2 vs. Dayton (12/7/22)

### REBOUNDS

Season 1 vs. William & Mary (11/13/22)  
Career 1 vs. William & Mary (11/13/22)

### ASSISTS

Season -  
Career -

### BLOCKS

Season -  
Career -

### STEALS

Season -  
Career -

### MINUTES

Season 2 vs. Dayton (12/7/22)  
Career 2 vs. Dayton (12/7/22)

### FIELD GOALS MADE

Season 1 vs. Dayton (12/7/22)  
Career 1 vs. Dayton (12/7/22)

### FIELD GOALS ATTEMPTED

Season 1 (2x), last vs. Dayton (12/7/22)  
Career 1 (2x), last vs. Dayton (12/7/22)

### 3-PT. FIELD GOALS MADE

Season -  
Career -

### 3-PT. FIELD GOALS ATTEMPTED

Season 1 vs. William & Mary (11/13/22)  
Career 1 vs. William & Mary (11/13/22)

### FREE THROWS MADE

Season -  
Career -

### FREE THROWS ATTEMPTED

Season -  
Career -

## CAREER STATS

|              | GP-GS      | MIN      | AVG        | FG-FGA     | FG%         | 3FG-FGA    | 3FG%        | FT-FTA     | FT%         | OFF-DEF-TOT  | AVG        | PF-FO      | AST      | TO       | BLK      | STL      | PTS      | AVG        |
|--------------|------------|----------|------------|------------|-------------|------------|-------------|------------|-------------|--------------|------------|------------|----------|----------|----------|----------|----------|------------|
| 2022-23      | 4-0        | 5        | 1.3        | 1-2        | .500        | 0-1        | .000        | 0-0        | .000        | 0-1-1        | 0.3        | 1-0        | 0        | 0        | 0        | 0        | 2        | 0.5        |
| <b>TOTAL</b> | <b>4-0</b> | <b>5</b> | <b>1.3</b> | <b>1-2</b> | <b>.500</b> | <b>0-1</b> | <b>.000</b> | <b>0-0</b> | <b>.000</b> | <b>0-1-1</b> | <b>0.3</b> | <b>1-0</b> | <b>0</b> | <b>0</b> | <b>0</b> | <b>0</b> | <b>2</b> | <b>0.5</b> |

- Recruited as a preferred walk-on.
- VHSCA Class 3 State Co-Player of the Year as a senior.
- Led Cave Spring to the 2022 VHSL Class 3 state title, knocking down the game-winning free throw for a 76-75 victory over Petersburg.
- Scored a game-high 29 points in that state final.
- Averaged 16.2 points, 4.5 rebounds, 2.1 assists, and 2.3 steals per game in 2021-22.
- Earned First-Team All-District, First-Team All-Region and First-Team All-State as a senior.
- Transferred from Salem to Cave Spring for his senior season.
- Set the Cave Spring record for wins in a season with 29 during the 2021-22 campaign.
- Grandfather, Peter Dawyot, played football at Virginia Tech.

*Name pronounced: OWE-in DOY-yacht*

## 2022-23 GAME-BY-GAME STATS

| OPPONENT                 | DATE     | ST | MIN | FG-FGA | PCT   | 3FG-FGA | PCT  | FT-FTA | PCT  | OFF | DEF | TOT | PF | A | T/O | BLK | STL | PTS |
|--------------------------|----------|----|-----|--------|-------|---------|------|--------|------|-----|-----|-----|----|---|-----|-----|-----|-----|
| Delaware State           | 11/7/22  |    | 1   | 0-0    | .000  | 0-0     | .000 | 0-0    | .000 | 0   | 0   | 0   | 0  | 0 | 0   | 0   | 0   | 0   |
| Lehigh                   | 11/10/22 |    |     |        |       |         |      |        | DNP  |     |     |     |    |   |     |     |     |     |
| William & Mary           | 11/13/22 | 1  |     | 0-1    | .000  | 0-1     | .000 | 0-0    | .000 | 0   | 1   | 1   | 0  | 0 | 0   | 0   | 0   | 0   |
| vs. Old Dominion         | 11/17/22 |    |     |        |       |         |      |        | DNP  |     |     |     |    |   |     |     |     |     |
| vs. Penn State           | 11/18/22 |    |     |        |       |         |      |        | DNP  |     |     |     |    |   |     |     |     |     |
| at College of Charleston | 11/20/22 |    |     |        |       |         |      |        | DNP  |     |     |     |    |   |     |     |     |     |
| Charleston Southern      | 11/25/22 |    |     |        |       |         |      |        | DNP  |     |     |     |    |   |     |     |     |     |
| Minnesota                | 11/28/22 |    |     |        |       |         |      |        | DNP  |     |     |     |    |   |     |     |     |     |
| North Carolina           | 12/4/22  |    |     |        |       |         |      |        | DNP  |     |     |     |    |   |     |     |     |     |
| Dayton                   | 12/7/22  | 2  |     | 1-1    | 1.000 | 0-0     | .000 | 0-0    | .000 | 0   | 0   | 0   | 1  | 0 | 0   | 0   | 0   | 2   |
| vs. Oklahoma State       | 12/11/22 |    |     |        |       |         |      |        | DNP  |     |     |     |    |   |     |     |     |     |
| Grambling State          | 12/17/22 | 1  |     | 0-0    | .000  | 0-0     | .000 | 0-0    | .000 | 0   | 0   | 0   | 0  | 0 | 0   | 0   | 0   | 0   |
| at Boston College        | 12/21/22 |    |     |        |       |         |      |        | DNP  |     |     |     |    |   |     |     |     |     |
| at Wake Forest           | 12/31/22 |    |     |        |       |         |      |        | DNP  |     |     |     |    |   |     |     |     |     |
| Clemson                  | 1/4/23   |    |     |        |       |         |      |        | DNP  |     |     |     |    |   |     |     |     |     |
| NC State                 | 1/7/23   |    |     |        |       |         |      |        | DNP  |     |     |     |    |   |     |     |     |     |
| at Syracuse              | 1/11/23  |    |     |        |       |         |      |        | DNP  |     |     |     |    |   |     |     |     |     |
| at Virginia              | 1/18/23  |    |     |        |       |         |      |        | DNP  |     |     |     |    |   |     |     |     |     |
| at Clemson               | 1/21/23  |    |     |        |       |         |      |        | DNP  |     |     |     |    |   |     |     |     |     |
| Duke                     | 1/23/23  |    |     |        |       |         |      |        | DNP  |     |     |     |    |   |     |     |     |     |
| Syracuse                 | 1/28/23  |    |     |        |       |         |      |        | DNP  |     |     |     |    |   |     |     |     |     |
| at Miami                 | 1/31/23  |    |     |        |       |         |      |        | DNP  |     |     |     |    |   |     |     |     |     |
| Virginia                 | 2/4/23   |    |     |        |       |         |      |        | DNP  |     |     |     |    |   |     |     |     |     |
| Boston College           | 2/8/23   |    |     |        |       |         |      |        | DNP  |     |     |     |    |   |     |     |     |     |
| at Notre Dame            | 2/11/23  |    |     |        |       |         |      |        | DNP  |     |     |     |    |   |     |     |     |     |
| at Georgia Tech          | 2/15/23  |    |     |        |       |         |      |        | DNP  |     |     |     |    |   |     |     |     |     |
| Pitt                     | 2/18/23  |    |     |        |       |         |      |        | DNP  |     |     |     |    |   |     |     |     |     |
| Miami                    | 2/21/23  |    |     |        |       |         |      |        | DNP  |     |     |     |    |   |     |     |     |     |
| at Duke                  | 2/25/23  |    |     |        |       |         |      |        | DNP  |     |     |     |    |   |     |     |     |     |
| at Louisville            | 2/28/23  |    |     |        |       |         |      |        | DNP  |     |     |     |    |   |     |     |     |     |
| Florida State            | 3/4/23   |    |     |        |       |         |      |        | DNP  |     |     |     |    |   |     |     |     |     |

## PRODUCTION TRACKER

|                      | This Season |
|----------------------|-------------|
| Scored 5+ Points     | -           |
| Scored 10+ Points    | -           |
| Made Multiple 3FGs   | -           |
| Made 3+ 3FGs         | -           |
| Led Tech in 3FGM     | -           |
| Shot over 40% from 3 | -           |
| Played 5+ Minutes    | -           |
| Had Multiple Assists | -           |
| Had Multiple Steals  | -           |





# 15 LYNN KIDD

JUNIOR Center | 6-10 | 235 | Sociology  
Gainesville, Florida | Clemson



## SEASON/CAREER BESTS

### POINTS

Season 14 vs. NC State (1/7/23)  
Career 14 vs. NC State (1/7/23)

### REBOUNDS

Season 10 vs. Delaware State (11/7/22)  
Career 10 vs. Delaware State (11/7/22)

### ASSISTS

Season 3 vs. Delaware State (11/7/22)  
Career 3 vs. Delaware State (11/7/22)

### BLOCKS

Season 2 (2x), last vs. Grambling (12/17/22)  
Career 2 (3x), last vs. Grambling (12/17/22)

### STEALS

Season 1 (2x), last vs. Grambling (12/17/22)  
Career 1 (2x), last vs. Grambling (12/17/22)

### MINUTES

Season 24 vs. Delaware State (11/7/22)  
Career 24 vs. Delaware State (11/7/22)

### FIELD GOALS MADE

Season 7 vs. NC State (1/7/23)  
Career 7 vs. NC State (1/7/23)

### FIELD GOALS ATTEMPTED

Season 9 vs. CSU (11/25/22)  
Career 9 vs. CSU (11/25/22)

### 3-PT. FIELD GOALS MADE

Season -  
Career -

### 3-PT. FIELD GOALS ATTEMPTED

Season -  
Career -

### FREE THROWS MADE

Season 3 at Wake Forest (12/31/22)  
Career 3 at Wake Forest (12/31/22)

### FREE THROWS ATTEMPTED

Season 5 (2x), last at Clemson (1/21/23)  
Career 5 (2x), last at Clemson (1/21/23)

## CAREER STATS

|              | GP-GS       | MIN        | AVG        | FG-FGA       | FG%         | 3FG-FGA    | 3FG%        | FT-FTA       | FT%         | OFF-DEF-TOT     | AVG        | PF-FO       | AST       | TO        | BLK       | STL      | PTS        | AVG        |
|--------------|-------------|------------|------------|--------------|-------------|------------|-------------|--------------|-------------|-----------------|------------|-------------|-----------|-----------|-----------|----------|------------|------------|
| 2020-21      | 7-0         | 33         | 4.7        | 2-6          | .333        | 0-0        | .000        | 4-4          | 1.000       | 4-3-7           | 1.0        | 6-0         | 1         | 2         | 2         | 0        | 8          | 1.1        |
| 2021-22      | 10-0        | 25         | 2.5        | 3-8          | .375        | 0-0        | .000        | 1-1          | 1.000       | 6-5-11          | 1.1        | 0-0         | 0         | 3         | 2         | 0        | 7          | 0.7        |
| 2022-23      | 19-4        | 252        | 13.3       | 48-73        | .658        | 0-0        | .000        | 14-24        | .583        | 21-55-76        | 4.0        | 31-0        | 10        | 14        | 9         | 2        | 110        | 5.8        |
| <b>TOTAL</b> | <b>36-4</b> | <b>310</b> | <b>8.6</b> | <b>53-87</b> | <b>.609</b> | <b>0-0</b> | <b>.000</b> | <b>19-29</b> | <b>.655</b> | <b>31-63-94</b> | <b>2.6</b> | <b>37-0</b> | <b>11</b> | <b>19</b> | <b>13</b> | <b>2</b> | <b>125</b> | <b>3.5</b> |

- Look for increased production in his second season as a Hokie.
- Played in seven games, totaling eight points in 33 minutes of action as a freshman at Clemson.
- Reclassified from the 2021 recruiting class to 2020.
- No. 77 overall prospect on ESPN's Top-100 list of high school juniors; four-star recruit.
- Chose Clemson over Virginia Tech, Miami, Wake Forest, Auburn and Florida during his initial recruitment.

## 2022-23 GAME-BY-GAME STATS

| OPPONENT                 | DATE     | ST | MIN | FG-FGA | PCT   | 3FG-FGA | PCT  | FT-FTA | PCT   | OFF | DEF | TOT | PF | A | T/O | BLK | STL | PTS |
|--------------------------|----------|----|-----|--------|-------|---------|------|--------|-------|-----|-----|-----|----|---|-----|-----|-----|-----|
| Delaware State           | 11/7/22  | *  | 24  | 3-4    | .750  | 0-0     | .000 | 2-2    | 1.000 | 4   | 6   | 10  | 1  | 3 | 2   | 0   | 0   | 8   |
| Lehigh                   | 11/10/22 |    | 12  | 3-5    | .600  | 0-0     | .000 | 0-0    | .000  | 0   | 2   | 2   | 1  | 1 | 1   | 0   | 0   | 6   |
| William & Mary           | 11/13/22 |    | 17  | 2-2    | 1.000 | 0-0     | .000 | 2-2    | 1.000 | 2   | 2   | 4   | 1  | 0 | 0   | 0   | 0   | 6   |
| vs. Old Dominion         | 11/17/22 | *  | 12  | 2-5    | .400  | 0-0     | .000 | 1-2    | .500  | 0   | 1   | 1   | 2  | 0 | 0   | 0   | 0   | 5   |
| vs. Penn State           | 11/18/22 |    | 3   | 1-1    | 1.000 | 0-0     | .000 | 0-0    | .000  | 0   | 0   | 0   | 2  | 0 | 1   | 0   | 0   | 2   |
| at College of Charleston | 11/20/22 |    | 3   | 0-0    | .000  | 0-0     | .000 | 0-0    | .000  | 0   | 1   | 1   | 1  | 0 | 1   | 0   | 0   | 0   |
| Charleston Southern      | 11/25/22 |    | 15  | 5-9    | .556  | 0-0     | .000 | 1-1    | 1.000 | 5   | 3   | 8   | 1  | 1 | 0   | 1   | 0   | 11  |
| Minnesota                | 11/28/22 |    | 16  | 2-3    | .667  | 0-0     | .000 | 0-0    | .000  | 0   | 3   | 3   | 1  | 0 | 0   | 0   | 0   | 4   |
| North Carolina           | 12/4/22  |    | 6   | 2-2    | 1.000 | 0-0     | .000 | 0-0    | .000  | 1   | 0   | 1   | 1  | 0 | 0   | 0   | 0   | 4   |
| Dayton                   | 12/7/22  |    | 13  | 3-5    | .600  | 0-0     | .000 | 0-0    | .000  | 0   | 2   | 2   | 4  | 2 | 0   | 2   | 1   | 6   |
| vs. Oklahoma State       | 12/11/22 |    | 10  | 1-2    | .500  | 0-0     | .000 | 0-0    | .000  | 1   | 1   | 2   | 2  | 0 | 2   | 0   | 0   | 2   |
| Grambling State          | 12/17/22 |    | 18  | 3-3    | 1.000 | 0-0     | .000 | 1-3    | .333  | 1   | 2   | 3   | 1  | 2 | 1   | 2   | 1   | 7   |
| at Boston College        | 12/21/22 |    | 11  | 0-1    | .000  | 0-0     | .000 | 0-0    | .000  | 0   | 4   | 4   | 1  | 1 | 1   | 1   | 0   | 0   |
| at Wake Forest           | 12/31/22 | *  | 18  | 2-5    | .400  | 0-0     | .000 | 3-5    | .600  | 2   | 6   | 8   | 2  | 0 | 0   | 0   | 0   | 7   |
| Clemson                  | 1/4/23   | *  | 18  | 2-5    | .400  | 0-0     | .000 | 0-0    | .000  | 4   | 5   | 9   | 3  | 0 | 1   | 1   | 0   | 4   |
| NC State                 | 1/7/23   |    | 14  | 7-8    | .875  | 0-0     | .000 | 0-0    | .000  | 1   | 4   | 5   | 2  | 0 | 1   | 0   | 0   | 14  |
| at Syracuse              | 1/11/23  |    | 13  | 4-5    | .800  | 0-0     | .000 | 2-4    | .500  | 0   | 6   | 6   | 1  | 0 | 1   | 1   | 0   | 10  |
| at Virginia              | 1/18/23  |    | 15  | 2-2    | 1.000 | 0-0     | .000 | 0-0    | .000  | 0   | 4   | 4   | 0  | 0 | 1   | 0   | 0   | 4   |
| at Clemson               | 1/21/23  |    | 15  | 4-6    | .667  | 0-0     | .000 | 2-5    | .400  | 0   | 3   | 3   | 4  | 0 | 1   | 1   | 0   | 10  |
| Duke                     | 1/23/23  |    |     |        |       |         |      |        |       |     |     |     |    |   |     |     |     |     |
| Syracuse                 | 1/28/23  |    |     |        |       |         |      |        |       |     |     |     |    |   |     |     |     |     |
| at Miami                 | 1/31/23  |    |     |        |       |         |      |        |       |     |     |     |    |   |     |     |     |     |
| Virginia                 | 2/4/23   |    |     |        |       |         |      |        |       |     |     |     |    |   |     |     |     |     |
| Boston College           | 2/8/23   |    |     |        |       |         |      |        |       |     |     |     |    |   |     |     |     |     |
| at Notre Dame            | 2/11/23  |    |     |        |       |         |      |        |       |     |     |     |    |   |     |     |     |     |
| at Georgia Tech          | 2/15/23  |    |     |        |       |         |      |        |       |     |     |     |    |   |     |     |     |     |
| Pitt                     | 2/18/23  |    |     |        |       |         |      |        |       |     |     |     |    |   |     |     |     |     |
| Miami                    | 2/21/23  |    |     |        |       |         |      |        |       |     |     |     |    |   |     |     |     |     |
| at Duke                  | 2/25/23  |    |     |        |       |         |      |        |       |     |     |     |    |   |     |     |     |     |
| at Louisville            | 2/28/23  |    |     |        |       |         |      |        |       |     |     |     |    |   |     |     |     |     |
| Florida State            | 3/4/23   |    |     |        |       |         |      |        |       |     |     |     |    |   |     |     |     |     |

## PRODUCTION TRACKER

|                              | This Season | Career |
|------------------------------|-------------|--------|
| Scored 10+ Points            | 4           | 4      |
| Had 10+ Rebounds             | 1           | 1      |
| Had Multiple Blocks          | 2           | 3      |
| Led Tech in Blocks           | 3           | 3      |
| Had Multiple Steals          | -           | -      |
| Shot over 50% from the floor | 14          | 17     |
| Played 10+ Minutes           | 16          | 17     |
| Shot 5+ Free Throws          | 2           | 2      |
| Had Multiple Dunks           | 3           | 3      |



# 21 GRANT BASILE

**GRADUATE STUDENT** Forward | 6-9 | 235 | Agricultural and Life Sciences  
Pewaukee, Wisconsin | Wright State



## SEASON/CAREER BESTS

### POINTS

Season 30 vs. Delaware State (11/7/22)  
Career 37 at Marshall (11/12/21)

### REBOUNDS

Season 10 (3x), last at Syracuse (1/11/23)  
Career 16 at NC State (12/21/21)

### ASSISTS

Season 4 (2x), last vs. UNC (12/4/22)  
Career 4 (3x), last vs. UNC (12/4/22)

### BLOCKS

Season 4 (2x), last vs. Dayton (12/7/22)  
Career 4 (6x), last vs. Dayton (12/7/22)

### STEALS

Season 2 vs. UNC (12/4/22)  
Career 5 vs. Cleveland State (1/28/22)

### MINUTES

Season 31 vs. Dayton (12/7/22)  
Career 40 at Robert Morris (1/13/22)

### FIELD GOALS MADE

Season 12 (2x), last at Syracuse (1/11/23)  
Career 13 vs. Robert Morris (1/29/21)

### FIELD GOALS ATTEMPTED

Season 17 (2x), last at Syracuse (1/11/23)  
Career 25 vs. Youngstown St. (2/24/22)

### 3-PT. FIELD GOALS MADE

Season 6 vs. Delaware State (11/7/22)  
Career 6 vs. Delaware State (11/7/22)

### 3-PT. FIELD GOALS ATTEMPTED

Season 9 (2x), last vs. Dayton (12/7/22)  
Career 9 (3x), last vs. Dayton (12/7/22)

### FREE THROWS MADE

Season 4 (3x), last vs. Clemson (1/4/23)  
Career 12 (2x), last at Marshall (11/12/21)

### FREE THROWS ATTEMPTED

Season 4 (2x), last vs. ODU (11/17/22)  
Career 15 vs. Milwaukee (3/2/21)

## CAREER STATS

|              | GP-GS         | MIN         | AVG         | FG-FGA          | FG%         | 3FG-FGA       | 3FG%        | FT-FTA         | FT%         | OFF-DEF-TOT        | AVG        | PF-FO        | AST        | TO         | BLK        | STL       | PTS         | AVG         |
|--------------|---------------|-------------|-------------|-----------------|-------------|---------------|-------------|----------------|-------------|--------------------|------------|--------------|------------|------------|------------|-----------|-------------|-------------|
| 2018-19      | 3-0           | 18          | 6.0         | 1-2             | .500        | 0-0           | .000        | 2-6            | .333        | 1-2-3              | 1.0        | 5-0          | 0          | 2          | 0          | 1         | 4           | 1.3         |
| 2019-20      | 32-5          | 458         | 14.3        | 74-151          | .490        | 3-21          | .143        | 48-69          | .696        | 44-93-137          | 4.3        | 63-1         | 25         | 48         | 29         | 11        | 199         | 6.2         |
| 2020-21      | 24-15         | 649         | 27.0        | 137-222         | .617        | 20-42         | .476        | 67-101         | .663        | 52-117-169         | 7.0        | 52-1         | 41         | 43         | 39         | 13        | 361         | 15.0        |
| 2021-22      | 36-36         | 1172        | 32.6        | 247-496         | .498        | 39-138        | .283        | 131-167        | .784        | 93-214-307         | 8.5        | 101-4        | 72         | 107        | 59         | 34        | 664         | 18.4        |
| 2022-23      | 19-18         | 499         | 26.3        | 96-196          | .490        | 35-91         | .385        | 35-48          | .729        | 22-83-105          | 5.5        | 40-0         | 29         | 31         | 26         | 9         | 262         | 13.8        |
| <b>TOTAL</b> | <b>114-74</b> | <b>2764</b> | <b>24.2</b> | <b>555-1067</b> | <b>.520</b> | <b>97-292</b> | <b>.332</b> | <b>283-391</b> | <b>.724</b> | <b>212-509-721</b> | <b>6.3</b> | <b>261-6</b> | <b>167</b> | <b>231</b> | <b>153</b> | <b>68</b> | <b>1490</b> | <b>13.1</b> |

- Versatile forward who will play the 4 and the 5. *Last name pronounced: buh-ZILLY*
- Two-time All-Horizon League second team selection.
- Tallied 1,228 career points and 616 career rebounds.
- Averaged 12.9 points and 6.5 rebounds per game for his career as a Raider.
- Recorded 16 career double-doubles, including 11 in his final season at Wright State.
- Tallied 18.4 points per game in 2021-22.
- Connected on 47.6% of his 3-point attempts in 2020-21.
- Earned his bachelor's degree in accounting in December 2021.
- Chose the Hokies over Notre Dame, Wisconsin and Iowa State.
- Currently working on his master's degree from Virginia Tech's OMALS program.

## 2022-23 GAME-BY-GAME STATS

| OPPONENT                 | DATE     | ST | MIN | FG-FGA | PCT  | 3FG-FGA | PCT   | FT-FTA | PCT   | OFF | DEF | TOT | PF | A | T/O | BLK | STL | PTS |
|--------------------------|----------|----|-----|--------|------|---------|-------|--------|-------|-----|-----|-----|----|---|-----|-----|-----|-----|
| Delaware State           | 11/7/22  | *  | 25  | 12-16  | .750 | 6-9     | .667  | 0-0    | .000  | 2   | 8   | 10  | 1  | 1 | 4   | 1   | 1   | 30  |
| Lehigh                   | 11/10/22 | *  | 25  | 3-7    | .429 | 1-3     | .333  | 4-4    | 1.000 | 1   | 7   | 8   | 1  | 2 | 3   | 1   | 0   | 11  |
| William & Mary           | 11/13/22 | *  | 20  | 5-8    | .625 | 3-6     | .500  | 0-0    | .000  | 0   | 2   | 2   | 2  | 1 | 1   | 3   | 1   | 13  |
| vs. Old Dominion         | 11/17/22 |    | 26  | 4-9    | .444 | 3-7     | .429  | 4-6    | .667  | 2   | 2   | 4   | 1  | 0 | 1   | 2   | 0   | 15  |
| vs. Penn State           | 11/18/22 | *  | 26  | 7-11   | .636 | 1-3     | .333  | 2-3    | .667  | 0   | 4   | 4   | 2  | 3 | 1   | 3   | 1   | 17  |
| at College of Charleston | 11/20/22 | *  | 30  | 5-12   | .417 | 2-7     | .286  | 0-0    | .000  | 1   | 4   | 5   | 0  | 4 | 3   | 1   | 0   | 12  |
| Charleston Southern      | 11/25/22 | *  | 24  | 2-6    | .333 | 2-6     | .333  | 0-0    | .000  | 0   | 2   | 2   | 0  | 1 | 2   | 2   | 0   | 6   |
| Minnesota                | 11/28/22 | *  | 29  | 3-7    | .429 | 1-3     | .333  | 2-2    | 1.000 | 0   | 8   | 8   | 4  | 3 | 3   | 4   | 0   | 9   |
| North Carolina           | 12/4/22  | *  | 29  | 4-9    | .444 | 1-3     | .333  | 3-4    | .750  | 0   | 4   | 4   | 2  | 4 | 1   | 0   | 2   | 12  |
| Dayton                   | 12/7/22  | *  | 31  | 9-17   | .529 | 4-9     | .444  | 1-2    | .500  | 2   | 8   | 10  | 2  | 1 | 1   | 4   | 0   | 23  |
| vs. Oklahoma State       | 12/11/22 | *  | 28  | 4-12   | .333 | 2-5     | .400  | 3-5    | .600  | 1   | 4   | 5   | 3  | 2 | 0   | 2   | 1   | 13  |
| Grambling State          | 12/17/22 | *  | 22  | 3-5    | .600 | 0-2     | .000  | 1-2    | .500  | 2   | 3   | 5   | 1  | 3 | 1   | 0   | 0   | 7   |
| at Boston College        | 12/21/22 | *  | 29  | 5-9    | .556 | 1-4     | .250  | 2-4    | .500  | 3   | 3   | 6   | 1  | 0 | 1   | 0   | 1   | 13  |
| at Wake Forest           | 12/31/22 | *  | 19  | 3-7    | .429 | 1-3     | .333  | 2-2    | 1.000 | 1   | 1   | 2   | 4  | 0 | 3   | 0   | 0   | 9   |
| Clemson                  | 1/4/23   | *  | 30  | 5-15   | .333 | 3-6     | .500  | 4-4    | 1.000 | 1   | 6   | 7   | 3  | 0 | 1   | 0   | 0   | 17  |
| NC State                 | 1/7/23   | *  | 22  | 1-8    | .125 | 0-5     | .000  | 2-4    | .500  | 0   | 3   | 3   | 4  | 1 | 1   | 1   | 0   | 4   |
| at Syracuse              | 1/11/23  | *  | 27  | 12-17  | .706 | 1-1     | 1.000 | 1-1    | 1.000 | 5   | 5   | 10  | 4  | 0 | 1   | 0   | 0   | 26  |
| at Virginia              | 1/18/23  | *  | 25  | 4-11   | .364 | 2-6     | .333  | 2-2    | 1.000 | 1   | 1   | 2   | 3  | 2 | 2   | 1   | 1   | 12  |
| at Clemson               | 1/21/23  | *  | 27  | 5-10   | .500 | 1-3     | .333  | 2-3    | .667  | 0   | 8   | 8   | 2  | 1 | 1   | 1   | 1   | 13  |
| Duke                     | 1/23/23  |    |     |        |      |         |       |        |       |     |     |     |    |   |     |     |     |     |
| Syracuse                 | 1/28/23  |    |     |        |      |         |       |        |       |     |     |     |    |   |     |     |     |     |
| at Miami                 | 1/31/23  |    |     |        |      |         |       |        |       |     |     |     |    |   |     |     |     |     |
| Virginia                 | 2/4/23   |    |     |        |      |         |       |        |       |     |     |     |    |   |     |     |     |     |
| Boston College           | 2/8/23   |    |     |        |      |         |       |        |       |     |     |     |    |   |     |     |     |     |
| at Notre Dame            | 2/11/23  |    |     |        |      |         |       |        |       |     |     |     |    |   |     |     |     |     |
| at Georgia Tech          | 2/15/23  |    |     |        |      |         |       |        |       |     |     |     |    |   |     |     |     |     |
| Pitt                     | 2/18/23  |    |     |        |      |         |       |        |       |     |     |     |    |   |     |     |     |     |
| Miami                    | 2/21/23  |    |     |        |      |         |       |        |       |     |     |     |    |   |     |     |     |     |
| at Duke                  | 2/25/23  |    |     |        |      |         |       |        |       |     |     |     |    |   |     |     |     |     |
| at Louisville            | 2/28/23  |    |     |        |      |         |       |        |       |     |     |     |    |   |     |     |     |     |
| Florida State            | 3/4/23   |    |     |        |      |         |       |        |       |     |     |     |    |   |     |     |     |     |

## PRODUCTION TRACKER

|                              | This Season | Career |
|------------------------------|-------------|--------|
| Scored 10+ Points            | 14          | 72     |
| Scored 20+ Points            | 3           | 26     |
| Led Tech in Scoring          | 6           | 6      |
| Had 10+ Rebounds             | 3           | 22     |
| Led Tech in Rebounding       | 5           | 5      |
| Had a Double-Double          | 3           | 19     |
| Shot over 50% from the floor | 8           | 66     |
| Made 3+ 3FGs                 | 5           | 10     |
| Shot 5+ Free Throws          | 2           | 29     |



# 25 JUSTYN MUTTS

**SENIOR** Forward | 6-7 | 220 | Human Development (2nd undergrad degree)  
Millville, New Jersey | Delaware



## SEASON/CAREER BESTS

### POINTS

Season 27 vs. UNC (12/4/22)  
Career 30 at Hofstra (1/23/20)

### REBOUNDS

Season 12 vs. Penn State (11/18/22)  
Career 16 vs. UMEs (11/29/19)

### ASSISTS

Season 9 at Syracuse (1/11/23)  
Career 11 vs. Syracuse (2/12/22)

### BLOCKS

Season 3 (2x), last at Wake (12/31/22)  
Career 4 (4x), last at Miami (2/26/22)

### STEALS

Season 6 vs. Oklahoma State (12/11/22)  
Career 6 vs. Oklahoma State (12/11/22)

### MINUTES

Season 41 at Boston College (12/21/22)  
Career 41 at Boston College (12/21/22)

### FIELD GOALS MADE

Season 12 vs. UNC (12/4/22)  
Career 14 at Hofstra (1/23/20)

### FIELD GOALS ATTEMPTED

Season 17 at Boston College (12/21/22)  
Career 17 (2x), last at BC (12/21/22)

### 3-PT. FIELD GOALS MADE

Season 2 (3x), last at Wake (12/31/22)  
Career 3 (2x), last vs. North Carolina (3/11/21)

### 3-PT. FIELD GOALS ATTEMPTED

Season 3 (4x), last vs. Clemson (1/4/23)  
Career 5 (3x), last vs. North Carolina (3/11/21)

### FREE THROWS MADE

Season 5 vs. CSU (11/25/22)  
Career 8 vs. UMEs (11/29/19)

### FREE THROWS ATTEMPTED

Season 7 (2x), last vs. CSU (11/25/22)  
Career 8 (3x), last vs. Columbia (12/2/19)

## CAREER STATS

|              | GP-GS          | MIN         | AVG         | FG-FGA          | FG%         | 3FG-FGA       | 3FG%        | FT-FTA         | FT%         | OFF-DEF-TOT        | AVG        | PF-FO         | AST        | TO         | BLK        | STL        | PTS         | AVG         |
|--------------|----------------|-------------|-------------|-----------------|-------------|---------------|-------------|----------------|-------------|--------------------|------------|---------------|------------|------------|------------|------------|-------------|-------------|
| 2017-18      | 28-18          | 568         | 20.3        | 71-132          | .538        | 0-1           | .000        | 26-47          | .553        | 38-74-112          | 4.0        | 86-2          | 39         | 42         | 32         | 30         | 168         | 6.0         |
| 2019-20      | 33-32          | 1046        | 31.7        | 162-301         | .538        | 2-18          | .111        | 75-102         | .735        | 66-210-276         | 8.4        | 110-7         | 72         | 82         | 34         | 44         | 401         | 12.2        |
| 2020-21      | 22-21          | 651         | 29.6        | 83-162          | .512        | 15-45         | .333        | 27-53          | .509        | 37-104-141         | 6.4        | 62-2          | 49         | 51         | 17         | 13         | 208         | 9.5         |
| 2021-22      | 36-36          | 1075        | 29.9        | 146-272         | .537        | 16-48         | .333        | 56-83          | .675        | 83-181-264         | 7.3        | 96-0          | 123        | 97         | 34         | 43         | 364         | 10.1        |
| 2022-23      | 18-18          | 601         | 33.4        | 98-172          | .570        | 10-25         | .400        | 30-45          | .667        | 29-109-138         | 7.7        | 46-0          | 76         | 56         | 14         | 30         | 236         | 13.1        |
| <b>TOTAL</b> | <b>137-125</b> | <b>3941</b> | <b>28.8</b> | <b>560-1039</b> | <b>.539</b> | <b>43-137</b> | <b>.314</b> | <b>214-330</b> | <b>.648</b> | <b>253-678-931</b> | <b>6.8</b> | <b>400-11</b> | <b>359</b> | <b>328</b> | <b>131</b> | <b>160</b> | <b>1377</b> | <b>10.1</b> |

*First name pronounced: JUST-in*

- Preseason All-ACC Second Team.
- 2021-22 Skip Prosser Award winner.
- Started all 36 games he played in last season.
- Reached double-figure scoring 17 times in his second season as a Hokie.
- ACC All-Academic Team member in 2020-21.
- At Delaware, led the Blue Hens in rebounding and was fifth in the CAA in rebounds per game with 8.4 in 2019-20.
- Second on the team in points per game (12.2) and turned in 11 double-doubles - the third most in the CAA.
- Had 19 double-digit scoring outings and 13 double-figure rebounding efforts in 2019-20.
- Sat out the 2018-19 season due to NCAA transfer policy.
- As a freshman at High Point, Big South All-Freshman Team honoree.
- Chose the Hokies over Mississippi State and Houston.
- Earned his master's degree from Virginia Tech's OMALS program in May 2021 and his second graduate degree in educational psychology in May 2022.

## 2022-23 GAME-BY-GAME STATS

| OPPONENT                 | DATE     | ST | MIN | FG-FGA | PCT  | 3FG-FGA | PCT   | FT-FTA | PCT   | OFF | DEF | TOT | PF | A | T/O | BLK | STL | PTS |  |
|--------------------------|----------|----|-----|--------|------|---------|-------|--------|-------|-----|-----|-----|----|---|-----|-----|-----|-----|--|
| Delaware State           | 11/7/22  |    |     |        |      |         |       |        |       |     |     |     |    |   |     |     |     |     |  |
| Lehigh                   | 11/10/22 | *  | 31  | 6-7    | .857 | 1-1     | 1.000 | 3-7    | .429  | 1   | 10  | 11  | 1  | 5 | 0   | 1   | 2   | 16  |  |
| William & Mary           | 11/13/22 | *  | 24  | 1-2    | .500 | 0-0     | .000  | 0-0    | .000  | 1   | 3   | 4   | 4  | 6 | 4   | 1   | 1   | 2   |  |
| vs. Old Dominion         | 11/17/22 | *  | 36  | 4-7    | .571 | 1-2     | .500  | 2-2    | 1.000 | 1   | 9   | 10  | 1  | 2 | 3   | 1   | 1   | 11  |  |
| vs. Penn State           | 11/18/22 | *  | 38  | 5-12   | .417 | 0-1     | .000  | 0-2    | .000  | 2   | 10  | 12  | 2  | 5 | 4   | 0   | 1   | 10  |  |
| at College of Charleston | 11/20/22 | *  | 39  | 8-11   | .727 | 0-1     | .000  | 0-0    | .000  | 2   | 7   | 9   | 0  | 2 | 1   | 0   | 2   | 16  |  |
| Charleston Southern      | 11/25/22 | *  | 36  | 6-11   | .545 | 0-2     | .000  | 5-7    | .714  | 3   | 6   | 9   | 3  | 5 | 1   | 1   | 1   | 17  |  |
| Minnesota                | 11/28/22 | *  | 24  | 7-13   | .538 | 0-0     | .000  | 2-4    | .500  | 3   | 6   | 9   | 3  | 2 | 5   | 3   | 2   | 16  |  |
| North Carolina           | 12/4/22  | *  | 38  | 12-16  | .750 | 1-1     | 1.000 | 2-2    | 1.000 | 2   | 9   | 11  | 2  | 4 | 5   | 0   | 1   | 27  |  |
| Dayton                   | 12/7/22  | *  | 22  | 0-0    | .000 | 0-0     | .000  | 2-2    | 1.000 | 0   | 5   | 5   | 2  | 1 | 0   | 0   | 0   | 2   |  |
| vs. Oklahoma State       | 12/11/22 | *  | 26  | 5-8    | .625 | 2-3     | .667  | 1-2    | .500  | 1   | 3   | 4   | 4  | 4 | 4   | 0   | 6   | 13  |  |
| Grambling State          | 12/17/22 | *  | 23  | 4-7    | .571 | 2-3     | .667  | 1-3    | .333  | 0   | 3   | 3   | 3  | 2 | 2   | 0   | 2   | 11  |  |
| at Boston College        | 12/21/22 | *  | 41  | 9-17   | .529 | 0-1     | .000  | 0-0    | .000  | 2   | 6   | 8   | 2  | 3 | 5   | 2   | 2   | 18  |  |
| at Wake Forest           | 12/31/22 | *  | 39  | 8-12   | .667 | 2-3     | .667  | 0-0    | .000  | 1   | 10  | 11  | 4  | 5 | 5   | 3   | 0   | 18  |  |
| Clemson                  | 1/4/23   | *  | 35  | 3-12   | .250 | 1-3     | .333  | 4-4    | 1.000 | 3   | 6   | 9   | 3  | 4 | 3   | 0   | 1   | 11  |  |
| NC State                 | 1/7/23   | *  | 38  | 3-5    | .600 | 0-1     | .000  | 3-5    | .600  | 3   | 5   | 8   | 4  | 3 | 5   | 2   | 4   | 9   |  |
| at Syracuse              | 1/11/23  | *  | 38  | 9-15   | .600 | 0-0     | .000  | 3-3    | 1.000 | 1   | 3   | 4   | 4  | 9 | 4   | 0   | 2   | 21  |  |
| at Virginia              | 1/18/23  | *  | 39  | 5-11   | .455 | 0-2     | .000  | 0-0    | .000  | 2   | 4   | 6   | 1  | 7 | 1   | 0   | 0   | 10  |  |
| at Clemson               | 1/21/23  | *  | 34  | 3-6    | .500 | 0-1     | .000  | 2-2    | 1.000 | 1   | 4   | 5   | 3  | 7 | 4   | 0   | 2   | 8   |  |
| Duke                     | 1/23/23  |    |     |        |      |         |       |        |       |     |     |     |    |   |     |     |     |     |  |
| Syracuse                 | 1/28/23  |    |     |        |      |         |       |        |       |     |     |     |    |   |     |     |     |     |  |
| at Miami                 | 1/31/23  |    |     |        |      |         |       |        |       |     |     |     |    |   |     |     |     |     |  |
| Virginia                 | 2/4/23   |    |     |        |      |         |       |        |       |     |     |     |    |   |     |     |     |     |  |
| Boston College           | 2/8/23   |    |     |        |      |         |       |        |       |     |     |     |    |   |     |     |     |     |  |
| at Notre Dame            | 2/11/23  |    |     |        |      |         |       |        |       |     |     |     |    |   |     |     |     |     |  |
| at Georgia Tech          | 2/15/23  |    |     |        |      |         |       |        |       |     |     |     |    |   |     |     |     |     |  |
| Pitt                     | 2/18/23  |    |     |        |      |         |       |        |       |     |     |     |    |   |     |     |     |     |  |
| Miami                    | 2/21/23  |    |     |        |      |         |       |        |       |     |     |     |    |   |     |     |     |     |  |
| at Duke                  | 2/25/23  |    |     |        |      |         |       |        |       |     |     |     |    |   |     |     |     |     |  |
| at Louisville            | 2/28/23  |    |     |        |      |         |       |        |       |     |     |     |    |   |     |     |     |     |  |
| Florida State            | 3/4/23   |    |     |        |      |         |       |        |       |     |     |     |    |   |     |     |     |     |  |

## PRODUCTION TRACKER

|                              | This Season | Career |
|------------------------------|-------------|--------|
| Scored 10+ Points            | 14          | 64     |
| Scored 20+ Points            | 2           | 11     |
| Led Tech in Scoring          | 4           | 10     |
| Had 10+ Rebounds             | 5           | 29     |
| Led Tech in Rebounding       | 13          | 38     |
| Had a Double-Double          | 5           | 21     |
| Shot over 50% from the floor | 14          | 87     |
| Made 3+ 3FGs                 | -           | 2      |
| Shot 5+ Free Throws          | 3           | 24     |



# 33 MICHAEL WARD

**FRESHMAN** Guard | 6-2 | 175 | Business  
Bethesda, Maryland | Walt Whitman



## SEASON/CAREER BESTS

### POINTS

Season -  
Career -

### REBOUNDS

Season -  
Career -

### ASSISTS

Season -  
Career -

### BLOCKS

Season -  
Career -

### STEALS

Season -  
Career -

### MINUTES

Season 2 vs. Dayton (12/7/22)  
Career 2 vs. Dayton (12/7/22)

### FIELD GOALS MADE

Season -  
Career -

### FIELD GOALS ATTEMPTED

Season -  
Career -

### 3-PT. FIELD GOALS MADE

Season -  
Career -

### 3-PT. FIELD GOALS ATTEMPTED

Season -  
Career -

### FREE THROWS MADE

Season -  
Career -

### FREE THROWS ATTEMPTED

Season -  
Career -

## CAREER STATS

|              | GP-GS      | MIN      | AVG        | FG-FGA     | FG%         | 3FG-FGA    | 3FG%        | FT-FTA     | FT%         | OFF-DEF-TOT  | AVG        | PF-FO      | AST      | TO       | BLK      | STL      | PTS      | AVG        |
|--------------|------------|----------|------------|------------|-------------|------------|-------------|------------|-------------|--------------|------------|------------|----------|----------|----------|----------|----------|------------|
| 2022-23      | 4-0        | 5        | 1.3        | 0-0        | .000        | 0-0        | .000        | 0-0        | .000        | 0-0-0        | 0.0        | 0-0        | 0        | 1        | 0        | 0        | 0        | 0.0        |
| <b>TOTAL</b> | <b>4-0</b> | <b>5</b> | <b>1.3</b> | <b>0-0</b> | <b>.000</b> | <b>0-0</b> | <b>.000</b> | <b>0-0</b> | <b>.000</b> | <b>0-0-0</b> | <b>0.0</b> | <b>0-0</b> | <b>0</b> | <b>1</b> | <b>0</b> | <b>0</b> | <b>0</b> | <b>0.0</b> |

- Recruited as a preferred walk-on.
- Averaged 15.1 points, 5.7 rebounds, 1.9 assists, and 1.4 steals per game for Whitman in 2021-22.
- Shot 38% from 3-point range (57-149) and helped lead the Vikings to a 13-9 overall record and a berth in the 4A West Regional semifinals.
- Named First-Team 4A South Division and to the Montgomery County 4A South All-Division Team.

## 2022-23 GAME-BY-GAME STATS

| OPPONENT                 | DATE     | ST | MIN | FG-FGA | PCT  | 3FG-FGA | PCT  | FT-FTA | PCT  | OFF | DEF | TOT | PF | A | T/O | BLK | STL | PTS |
|--------------------------|----------|----|-----|--------|------|---------|------|--------|------|-----|-----|-----|----|---|-----|-----|-----|-----|
| Delaware State           | 11/7/22  |    | 1   | 0-0    | .000 | 0-0     | .000 | 0-0    | .000 | 0   | 0   | 0   | 0  | 0 | 0   | 0   | 0   | 0   |
| Lehigh                   | 11/10/22 |    |     |        |      |         |      |        | DNP  |     |     |     |    |   |     |     |     |     |
| William & Mary           | 11/13/22 |    | 1   | 0-0    | .000 | 0-0     | .000 | 0-0    | .000 | 0   | 0   | 0   | 0  | 0 | 0   | 0   | 0   | 0   |
| vs. Old Dominion         | 11/17/22 |    |     |        |      |         |      |        | DNP  |     |     |     |    |   |     |     |     |     |
| vs. Penn State           | 11/18/22 |    |     |        |      |         |      |        | DNP  |     |     |     |    |   |     |     |     |     |
| at College of Charleston | 11/20/22 |    |     |        |      |         |      |        | DNP  |     |     |     |    |   |     |     |     |     |
| Charleston Southern      | 11/25/22 |    |     |        |      |         |      |        | DNP  |     |     |     |    |   |     |     |     |     |
| Minnesota                | 11/28/22 |    |     |        |      |         |      |        | DNP  |     |     |     |    |   |     |     |     |     |
| North Carolina           | 12/4/22  |    |     |        |      |         |      |        | DNP  |     |     |     |    |   |     |     |     |     |
| Dayton                   | 12/7/22  |    | 2   | 0-0    | .000 | 0-0     | .000 | 0-0    | .000 | 0   | 0   | 0   | 0  | 0 | 0   | 0   | 0   | 0   |
| vs. Oklahoma State       | 12/11/22 |    |     |        |      |         |      |        | DNP  |     |     |     |    |   |     |     |     |     |
| Grambling State          | 12/17/22 |    | 1   | 0-0    | .000 | 0-0     | .000 | 0-0    | .000 | 0   | 0   | 0   | 0  | 0 | 1   | 0   | 0   | 0   |
| at Boston College        | 12/21/22 |    |     |        |      |         |      |        | DNP  |     |     |     |    |   |     |     |     |     |
| at Wake Forest           | 12/31/22 |    |     |        |      |         |      |        | DNP  |     |     |     |    |   |     |     |     |     |
| Clemson                  | 1/4/23   |    |     |        |      |         |      |        | DNP  |     |     |     |    |   |     |     |     |     |
| NC State                 | 1/7/23   |    |     |        |      |         |      |        | DNP  |     |     |     |    |   |     |     |     |     |
| at Syracuse              | 1/11/23  |    |     |        |      |         |      |        | DNP  |     |     |     |    |   |     |     |     |     |
| at Virginia              | 1/18/23  |    |     |        |      |         |      |        | DNP  |     |     |     |    |   |     |     |     |     |
| at Clemson               | 1/21/23  |    |     |        |      |         |      |        | DNP  |     |     |     |    |   |     |     |     |     |
| Duke                     | 1/23/23  |    |     |        |      |         |      |        |      |     |     |     |    |   |     |     |     |     |
| Syracuse                 | 1/28/23  |    |     |        |      |         |      |        |      |     |     |     |    |   |     |     |     |     |
| at Miami                 | 1/31/23  |    |     |        |      |         |      |        |      |     |     |     |    |   |     |     |     |     |
| Virginia                 | 2/4/23   |    |     |        |      |         |      |        |      |     |     |     |    |   |     |     |     |     |
| Boston College           | 2/8/23   |    |     |        |      |         |      |        |      |     |     |     |    |   |     |     |     |     |
| at Notre Dame            | 2/11/23  |    |     |        |      |         |      |        |      |     |     |     |    |   |     |     |     |     |
| at Georgia Tech          | 2/15/23  |    |     |        |      |         |      |        |      |     |     |     |    |   |     |     |     |     |
| Pitt                     | 2/18/23  |    |     |        |      |         |      |        |      |     |     |     |    |   |     |     |     |     |
| Miami                    | 2/21/23  |    |     |        |      |         |      |        |      |     |     |     |    |   |     |     |     |     |
| at Duke                  | 2/25/23  |    |     |        |      |         |      |        |      |     |     |     |    |   |     |     |     |     |
| at Louisville            | 2/28/23  |    |     |        |      |         |      |        |      |     |     |     |    |   |     |     |     |     |
| Florida State            | 3/4/23   |    |     |        |      |         |      |        |      |     |     |     |    |   |     |     |     |     |

## PRODUCTION TRACKER

|                      | This Season |
|----------------------|-------------|
| Scored 5+ Points     | -           |
| Scored 10+ Points    | -           |
| Made Multiple 3FGs   | -           |
| Made 3+ 3FGs         | -           |
| Led Tech in 3FGM     | -           |
| Shot over 40% from 3 | -           |
| Played 5+ Minutes    | -           |
| Had Multiple Assists | -           |
| Had Multiple Steals  | -           |



# 34 MYLYJAE POTEA

**JUNIOR** Forward | 6-9 | 265 | Sociology  
Reidsville, North Carolina | Rice



## SEASON/CAREER BESTS

### POINTS

Season 9 (2x), last at Wake (12/31/22)  
Career 18 vs. UAB (1/8/22)

### REBOUNDS

Season 6 vs. Oklahoma State (12/11/22)  
Career 11 vs. Ohio (3/19/22)

### ASSISTS

Season 1 (6x), last at Virginia (1/18/23)  
Career 3 vs. Jarvis Christian (2/8/22)

### BLOCKS

Season 1 (4x), last vs. Clemson (1/4/23)  
Career 1 (15x), last vs. Clemson (1/4/23)

### STEALS

Season 1 (4x), last vs. Clemson (1/4/23)  
Career 2 at Western Kentucky (2/13/21)

### MINUTES

Season 25 vs. Clemson (1/4/23)  
Career 25 vs. Clemson (1/4/23)

### FIELD GOALS MADE

Season 4 (2x), last at Wake (12/31/22)  
Career 7 at Western Kentucky (1/13/22)

### FIELD GOALS ATTEMPTED

Season 6 vs. Lehigh (11/10/22)  
Career 10 at Western Kentucky (1/13/22)

### 3-PT. FIELD GOALS MADE

Season -  
Career -

### 3-PT. FIELD GOALS ATTEMPTED

Season -  
Career 1 at UAB (1/23/21)

### FREE THROWS MADE

Season 6 vs. Oklahoma State (12/11/22)  
Career 9 at Louisiana Tech (1/27/22)

### FREE THROWS ATTEMPTED

Season 7 (2x), last vs. Clemson (1/4/23)  
Career 10 at Louisiana Tech (1/27/22)

## CAREER STATS

|              | GP-GS       | MIN        | AVG         | FG-FGA         | FG%         | 3FG-FGA    | 3FG%        | FT-FTA         | FT%         | OFF-DEF-TOT       | AVG        | PF-FO        | AST       | TO        | BLK       | STL       | PTS        | AVG        |
|--------------|-------------|------------|-------------|----------------|-------------|------------|-------------|----------------|-------------|-------------------|------------|--------------|-----------|-----------|-----------|-----------|------------|------------|
| 2020-21      | 13-0        | 131        | 10.1        | 19-29          | .655        | 0-1        | .000        | 20-25          | .800        | 11-24-35          | 2.7        | 25-0         | 6         | 15        | 4         | 3         | 58         | 4.5        |
| 2021-22      | 33-3        | 456        | 13.8        | 93-150         | .620        | 0-0        | .000        | 67-99          | .677        | 58-79-137         | 4.2        | 67-1         | 12        | 40        | 8         | 4         | 253        | 7.7        |
| 2022-23      | 19-0        | 187        | 9.8         | 24-36          | .667        | 0-0        | .000        | 24-31          | .774        | 17-22-39          | 2.1        | 33-0         | 6         | 11        | 4         | 4         | 72         | 3.8        |
| <b>TOTAL</b> | <b>65-3</b> | <b>748</b> | <b>11.5</b> | <b>136-215</b> | <b>.633</b> | <b>0-1</b> | <b>.000</b> | <b>111-155</b> | <b>.716</b> | <b>86-125-211</b> | <b>3.2</b> | <b>125-1</b> | <b>24</b> | <b>66</b> | <b>16</b> | <b>11</b> | <b>383</b> | <b>5.9</b> |

- Has drawn high praise from Coach Young since arriving in Blacksburg – credits his footwork and hands. *Name pronounced: muh-LIE-juhl POH-teet*
- Tallied 311 career points and 172 career rebounds.
- Averaged 6.8 points and 3.7 rebounds per game for his career as an Owl.
- Recorded a pair of double-doubles in 2021-22.
- Connected on 70.2% (87-124) of his attempts from the floor in two seasons at Rice.
- One of five players to play all 33 games for the Owls in 2021-22.
- His 62.0 field-goal percentage was the seventh-highest in a season in program history in 2021-22.
- Reached double-figure scoring 14 times in 2021-22, leading the Owls in scoring and rebounding five times.

## 2022-23 GAME-BY-GAME STATS

| OPPONENT                 | DATE     | ST | MIN | FG-FGA | PCT   | 3FG-FGA | PCT  | FT-FTA | PCT   | OFF | DEF | TOT | PF | A | T/O | BLK | STL | PTS |
|--------------------------|----------|----|-----|--------|-------|---------|------|--------|-------|-----|-----|-----|----|---|-----|-----|-----|-----|
| Delaware State           | 11/7/22  |    | 17  | 2-3    | .667  | 0-0     | .000 | 5-7    | .714  | 3   | 1   | 4   | 3  | 1 | 1   | 1   | 1   | 9   |
| Lehigh                   | 11/10/22 |    | 12  | 3-6    | .500  | 0-0     | .000 | 0-0    | .000  | 2   | 1   | 3   | 0  | 0 | 1   | 0   | 0   | 6   |
| William & Mary           | 11/13/22 |    | 13  | 3-4    | .750  | 0-0     | .000 | 0-0    | .000  | 2   | 2   | 4   | 1  | 1 | 0   | 0   | 0   | 6   |
| vs. Old Dominion         | 11/17/22 |    | 6   | 0-0    | .000  | 0-0     | .000 | 2-2    | 1.000 | 1   | 1   | 2   | 3  | 0 | 0   | 0   | 1   | 2   |
| vs. Penn State           | 11/18/22 |    | 8   | 2-5    | .400  | 0-0     | .000 | 2-2    | 1.000 | 0   | 1   | 1   | 1  | 0 | 1   | 1   | 0   | 6   |
| at College of Charleston | 11/20/22 |    | 8   | 0-0    | .000  | 0-0     | .000 | 0-0    | .000  | 0   | 0   | 0   | 3  | 0 | 0   | 0   | 0   | 0   |
| Charleston Southern      | 11/25/22 |    | 5   | 0-0    | .000  | 0-0     | .000 | 0-0    | .000  | 0   | 1   | 1   | 0  | 0 | 0   | 0   | 0   | 0   |
| Minnesota                | 11/28/22 |    | 11  | 4-5    | .800  | 0-0     | .000 | 0-0    | .000  | 1   | 0   | 1   | 4  | 0 | 1   | 0   | 0   | 8   |
| North Carolina           | 12/4/22  |    | 4   | 0-0    | .000  | 0-0     | .000 | 0-0    | .000  | 0   | 1   | 1   | 2  | 0 | 0   | 0   | 0   | 0   |
| Dayton                   | 12/7/22  |    | 12  | 1-1    | 1.000 | 0-0     | .000 | 2-2    | 1.000 | 0   | 1   | 1   | 2  | 0 | 1   | 0   | 0   | 4   |
| vs. Oklahoma State       | 12/11/22 |    | 15  | 1-2    | .500  | 0-0     | .000 | 6-6    | 1.000 | 2   | 4   | 6   | 3  | 1 | 0   | 0   | 0   | 8   |
| Grambling State          | 12/17/22 |    | 11  | 2-3    | .667  | 0-0     | .000 | 0-0    | .000  | 1   | 2   | 3   | 0  | 0 | 3   | 0   | 1   | 4   |
| at Boston College        | 12/21/22 |    | 9   | 0-1    | .000  | 0-0     | .000 | 1-2    | .500  | 2   | 1   | 3   | 0  | 1 | 0   | 0   | 0   | 1   |
| at Wake Forest           | 12/31/22 |    | 18  | 4-4    | 1.000 | 0-0     | .000 | 1-1    | 1.000 | 2   | 3   | 5   | 3  | 0 | 1   | 0   | 0   | 9   |
| Clemson                  | 1/4/23   |    | 25  | 2-2    | 1.000 | 0-0     | .000 | 4-7    | .571  | 1   | 3   | 4   | 2  | 1 | 1   | 1   | 1   | 8   |
| NC State                 | 1/7/23   |    | 6   | 0-0    | .000  | 0-0     | .000 | 1-2    | .500  | 0   | 0   | 0   | 2  | 0 | 0   | 0   | 0   | 1   |
| at Syracuse              | 1/11/23  |    | 2   | 0-0    | .000  | 0-0     | .000 | 0-0    | .000  | 0   | 0   | 0   | 3  | 0 | 1   | 0   | 0   | 0   |
| at Virginia              | 1/18/23  |    | 2   | 0-0    | .000  | 0-0     | .000 | 0-0    | .000  | 0   | 0   | 0   | 0  | 1 | 0   | 0   | 0   | 0   |
| at Clemson               | 1/21/23  |    | 4   | 0-0    | .000  | 0-0     | .000 | 0-0    | .000  | 0   | 0   | 0   | 1  | 0 | 1   | 0   | 0   | 0   |
| Duke                     | 1/23/23  |    |     |        |       |         |      |        |       |     |     |     |    |   |     |     |     |     |
| Syracuse                 | 1/28/23  |    |     |        |       |         |      |        |       |     |     |     |    |   |     |     |     |     |
| at Miami                 | 1/31/23  |    |     |        |       |         |      |        |       |     |     |     |    |   |     |     |     |     |
| Virginia                 | 2/4/23   |    |     |        |       |         |      |        |       |     |     |     |    |   |     |     |     |     |
| Boston College           | 2/8/23   |    |     |        |       |         |      |        |       |     |     |     |    |   |     |     |     |     |
| at Notre Dame            | 2/11/23  |    |     |        |       |         |      |        |       |     |     |     |    |   |     |     |     |     |
| at Georgia Tech          | 2/15/23  |    |     |        |       |         |      |        |       |     |     |     |    |   |     |     |     |     |
| Pitt                     | 2/18/23  |    |     |        |       |         |      |        |       |     |     |     |    |   |     |     |     |     |
| Miami                    | 2/21/23  |    |     |        |       |         |      |        |       |     |     |     |    |   |     |     |     |     |
| at Duke                  | 2/25/23  |    |     |        |       |         |      |        |       |     |     |     |    |   |     |     |     |     |
| at Louisville            | 2/28/23  |    |     |        |       |         |      |        |       |     |     |     |    |   |     |     |     |     |
| Florida State            | 3/4/23   |    |     |        |       |         |      |        |       |     |     |     |    |   |     |     |     |     |

## PRODUCTION TRACKER

|                              | This Season | Career |
|------------------------------|-------------|--------|
| Scored 10+ Points            | -           | 16     |
| Had 10+ Rebounds             | -           | 2      |
| Had Multiple Blocks          | -           | -      |
| Led Tech in Blocks           | 1           | 1      |
| Had Multiple Steals          | -           | 1      |
| Shot over 50% from the floor | 9           | 37     |
| Played 10+ Minutes           | 9           | 43     |
| Shot 5+ Free Throws          | 3           | 8      |
| Had Multiple Dunks           | 2           | 2      |



# VIRGINIA TECH MEN'S BASKETBALL

## COMBINED TEAM STATS

### Game Records

| Record         | Overall | Home | Away | Neutral |
|----------------|---------|------|------|---------|
| ALL GAMES      | 11-8    | 8-2  | 0-6  | 3-0     |
| CONFERENCE     | 1-7     | 1-2  | 0-5  | 0-0     |
| NON-CONFERENCE | 10-1    | 7-0  | 0-1  | 3-0     |

### Score by Periods

| Team          | 1st | 2nd | OT | TOT  |
|---------------|-----|-----|----|------|
| Virginia Tech | 706 | 667 | 6  | 1379 |
| Opponents     | 575 | 661 | 11 | 1247 |

### Team Box Score

| No.              | Player           |           |             |      | Total           |             | 3-Point        |             | F-Throw        |             | Rebounds   |            |            |             |            |          |            |            |           |            |             |             |
|------------------|------------------|-----------|-------------|------|-----------------|-------------|----------------|-------------|----------------|-------------|------------|------------|------------|-------------|------------|----------|------------|------------|-----------|------------|-------------|-------------|
|                  |                  | GP-GS     | MIN         | AVG  | FG-FGA          | FG%         | 3FG-3FGA       | 3FG%        | FT-FTA         | FT%         | OFF        | DEF        | TOT        | AVG         | PF         | DQ       | A          | TO         | BLK       | STL        | PTS         | AVG         |
| 3                | PEDULLA, Sean    | 19-19     | 682:41      | 35.9 | 110-264         | .417        | 36-113         | .319        | 47-56          | .839        | 8          | 64         | 72         | 3.8         | 51         | 2        | 80         | 39         | 4         | 24         | 303         | 15.9        |
| 21               | BASILE, Grant    | 19-18     | 497:56      | 26.2 | 96-196          | .490        | 35-91          | .385        | 35-48          | .729        | 22         | 83         | 105        | 5.5         | 40         | 0        | 29         | 31         | 26        | 9          | 262         | 13.8        |
| 25               | MUTTS, Justyn    | 18-18     | 599:43      | 33.3 | 98-172          | .570        | 10-25          | .400        | 30-45          | .667        | 29         | 109        | 138        | 7.7         | 46         | 0        | 76         | 56         | 14        | 30         | 236         | 13.1        |
| 0                | CATTOOR, Hunter  | 15-15     | 477:47      | 31.9 | 47-112          | .420        | 32-80          | .400        | 16-23          | .696        | 4          | 59         | 63         | 4.2         | 23         | 0        | 28         | 12         | 2         | 12         | 142         | 9.5         |
| 13               | MADDOX, Darius   | 19-19     | 584:12      | 30.7 | 64-171          | .374        | 20-62          | .323        | 21-24          | .875        | 26         | 37         | 63         | 3.3         | 35         | 0        | 22         | 12         | 7         | 11         | 169         | 8.9         |
| 15               | KIDD, Lynn       | 19-4      | 251:42      | 13.2 | 48-73           | .658        | 0-0            | .000        | 14-24          | .583        | 21         | 55         | 76         | 4.0         | 31         | 0        | 10         | 14         | 9         | 2          | 110         | 5.8         |
| 34               | POTEAT, Mylyjael | 19-0      | 191:20      | 10.1 | 24-36           | .667        | 0-0            | .000        | 24-31          | .774        | 17         | 22         | 39         | 2.1         | 33         | 0        | 6          | 11         | 4         | 4          | 72          | 3.8         |
| 2                | COLLINS, MJ      | 19-2      | 392:42      | 20.7 | 25-73           | .342        | 9-35           | .257        | 8-10           | .800        | 10         | 37         | 47         | 2.5         | 22         | 0        | 22         | 7          | 0         | 4          | 67          | 3.5         |
| 1                | RICE, Rodney     | 1-0       | 29:44       | 29.7 | 1-9             | .111        | 0-5            | .000        | 0-0            | .000        | 1          | 3          | 4          | 4.0         | 3          | 0        | 1          | 2          | 0         | 3          | 2           | 2.0         |
| 11               | CAMDEN, John     | 12-0      | 86:18       | 7.2  | 4-18            | .222        | 3-15           | .200        | 3-5            | .600        | 2          | 8          | 10         | 0.8         | 10         | 0        | 0          | 1          | 2         | 0          | 14          | 1.2         |
| 14               | DAWYOT, Owyn     | 4-0       | 05:10       | 1.3  | 1-2             | .500        | 0-1            | .000        | 0-0            | .000        | 0          | 1          | 1          | 0.3         | 1          | 0        | 0          | 0          | 0         | 0          | 2           | 0.5         |
| 10               | JOHNSON, Camden  | 6-0       | 20:36       | 3.4  | 0-1             | .000        | 0-0            | .000        | 0-0            | .000        | 1          | 2          | 3          | 0.5         | 2          | 0        | 4          | 1          | 0         | 0          | 0           | 0.0         |
| 33               | WARD, Michael    | 4-0       | 05:10       | 1.3  | 0-0             | .000        | 0-0            | .000        | 0-0            | .000        | 0          | 0          | 0          | 0.0         | 0          | 0        | 0          | 1          | 0         | 0          | 0           | 0.0         |
| Team             |                  |           |             |      |                 |             |                |             |                |             | 31         | 26         | 57         |             |            |          |            | 5          |           |            |             |             |
| <b>Total</b>     |                  | <b>19</b> | <b>3825</b> |      | <b>518-1127</b> | <b>.460</b> | <b>145-427</b> | <b>.340</b> | <b>198-266</b> | <b>.744</b> | <b>172</b> | <b>506</b> | <b>678</b> | <b>35.7</b> | <b>297</b> | <b>2</b> | <b>278</b> | <b>192</b> | <b>68</b> | <b>99</b>  | <b>1379</b> | <b>72.6</b> |
| <b>Opponents</b> |                  | <b>19</b> | <b>3825</b> |      | <b>464-1116</b> | <b>.416</b> | <b>124-398</b> | <b>.312</b> | <b>195-273</b> | <b>.714</b> | <b>184</b> | <b>467</b> | <b>651</b> | <b>34.3</b> | <b>294</b> | <b>2</b> | <b>213</b> | <b>222</b> | <b>65</b> | <b>107</b> | <b>1247</b> | <b>65.6</b> |

### Team Statistics

|                        | VT              | OPP             |
|------------------------|-----------------|-----------------|
| <b>Scoring</b>         | <b>1379</b>     | <b>1247</b>     |
| Points per game        | 72.6            | 65.6            |
| Scoring margin         | +6.9            | -               |
| <b>Field goals-att</b> | <b>518-1127</b> | <b>464-1116</b> |
| Field goal pct         | .460            | .416            |
| <b>3 point fg-att</b>  | <b>145-427</b>  | <b>124-398</b>  |
| 3-point FG pct         | .340            | .312            |
| 3-pt FG made per game  | 7.6             | 6.5             |
| <b>Free throws-att</b> | <b>198-266</b>  | <b>195-273</b>  |
| Free throw pct         | .744            | .714            |
| F-Throws made per game | 10.4            | 10.3            |
| <b>Rebounds</b>        | <b>678</b>      | <b>651</b>      |
| Rebounds per game      | 35.7            | 34.3            |
| Rebounding margin      | +1.4            | -               |
| <b>Assists</b>         | <b>278</b>      | <b>213</b>      |
| Assists per game       | 14.6            | 11.2            |
| <b>Turnovers</b>       | <b>192</b>      | <b>222</b>      |
| Turnovers per game     | 10.1            | 11.7            |
| Turnover margin        | +1.6            | -               |
| Assist/turnover ratio  | 1.4             | 1.0             |
| <b>Steals</b>          | <b>99</b>       | <b>107</b>      |
| Steals per game        | 5.2             | 5.6             |
| <b>Blocks</b>          | <b>68</b>       | <b>65</b>       |
| Blocks per game        | 3.6             | 3.4             |
| <b>Winning streak</b>  | <b>0</b>        | <b>-</b>        |
| Home win streak        | 0               | -               |
| <b>Attendance</b>      | <b>80849</b>    | <b>57913</b>    |
| Home games-Avg/Game    | 10-8085         | 6-9652          |
| Neutral site-Avg/Game  | -               | 3-1395          |

### Team Results

| Date       | Opponent              |     | Score | Att.  |
|------------|-----------------------|-----|-------|-------|
| 11/07/2022 | Delaware St.          | W   | 95-57 | 7899  |
| 11/10/2022 | Lehigh                | W   | 78-52 | 7541  |
| 11/13/2022 | William & Mary        | W   | 94-77 | 7936  |
| 11/17/2022 | vs Old Dominion       | W   | 75-71 | 2155  |
| 11/18/2022 | vs Penn St.           | W   | 61-59 | 2030  |
| 11/20/2022 | at Col. of Charleston | L   | 75-77 | 5405  |
| 11/25/2022 | Charleston So.        | W   | 69-64 | 8925  |
| 11/28/2022 | Minnesota             | W   | 67-57 | 7870  |
| 12/04/2022 | North Carolina        | W   | 80-72 | 8925  |
| 12/07/2022 | Dayton                | W   | 77-49 | 7702  |
| 12/11/2022 | vs Oklahoma St.       | W   | 70-65 | 0     |
| 12/17/2022 | Grambling             | W   | 74-48 | 7587  |
| 12/21/2022 | at Boston College     | Lot | 65-70 | 4012  |
| 12/31/2022 | at Wake Forest        | L   | 75-77 | 8709  |
| 01/04/2023 | Clemson               | L   | 65-68 | 7539  |
| 01/07/2023 | NC State              | L   | 69-73 | 8925  |
| 01/11/2023 | at Syracuse           | L   | 72-82 | 16158 |
| 01/18/2023 | at Virginia           | L   | 68-78 | 14629 |
| 01/21/2023 | at Clemson            | L   | 50-51 | 9000  |

# VIRGINIA TECH MEN'S BASKETBALL

## COMBINED TEAM STATS (ACC-ONLY)

### Game Records

| Record         | Overall | Home | Away | Neutral |
|----------------|---------|------|------|---------|
| ALL GAMES      | 1-7     | 1-2  | 0-5  | 0-0     |
| CONFERENCE     | 1-7     | 1-2  | 0-5  | 0-0     |
| NON-CONFERENCE | 0-0     | 0-0  | 0-0  | 0-0     |

### Score by Periods

| Team          | 1st | 2nd | OT | TOT |
|---------------|-----|-----|----|-----|
| Virginia Tech | 258 | 280 | 6  | 544 |
| Opponents     | 264 | 296 | 11 | 571 |

### Team Box Score

| No.              | Player           | Total    |             |      | 3-Point        |             |               | F-Throw     |                | Rebounds    |           |            |            | Other Stats |            |          |            |           |           |           |            |             |
|------------------|------------------|----------|-------------|------|----------------|-------------|---------------|-------------|----------------|-------------|-----------|------------|------------|-------------|------------|----------|------------|-----------|-----------|-----------|------------|-------------|
|                  |                  | GP-GS    | MIN         | AVG  | FG-FGA         | FG%         | 3FG-3FGA      | 3FG%        | FT-FTA         | FT%         | OFF       | DEF        | TOT        | AVG         | PF         | DQ       | A          | TO        | BLK       | STL       | PTS        | AVG         |
| 25               | MUTTS, Justyn    | 8-8      | 301:47      | 37.7 | 52-94          | .553        | 4-12          | .333        | 14-16          | .875        | 15        | 47         | 62         | 7.8         | 23         | 0        | 42         | 32        | 7         | 12        | 122        | 15.3        |
| 3                | PEDULLA, Sean    | 8-8      | 309:12      | 38.7 | 37-117         | .316        | 13-55         | .236        | 23-24          | .958        | 4         | 30         | 34         | 4.3         | 30         | 1        | 36         | 23        | 2         | 12        | 110        | 13.8        |
| 21               | BASILE, Grant    | 8-8      | 208:03      | 26.0 | 39-86          | .453        | 10-31         | .323        | 18-24          | .750        | 11        | 31         | 42         | 5.3         | 23         | 0        | 8          | 11        | 3         | 5         | 106        | 13.3        |
| 0                | CATTOOR, Hunter  | 4-4      | 129:53      | 32.5 | 13-28          | .464        | 9-20          | .450        | 0-1            | .000        | 1         | 17         | 18         | 4.5         | 8          | 0        | 10         | 5         | 0         | 2         | 35         | 8.8         |
| 13               | MADDOX, Darius   | 8-8      | 250:40      | 31.3 | 21-68          | .309        | 10-27         | .370        | 8-9            | .889        | 10        | 18         | 28         | 3.5         | 19         | 0        | 10         | 4         | 4         | 6         | 60         | 7.5         |
| 15               | KIDD, Lynn       | 8-2      | 110:01      | 13.8 | 23-34          | .676        | 0-0           | .000        | 7-14           | .500        | 8         | 32         | 40         | 5.0         | 14         | 0        | 1          | 6         | 4         | 0         | 53         | 6.6         |
| 2                | COLLINS, MJ      | 8-2      | 175:15      | 21.9 | 11-30          | .367        | 6-14          | .429        | 3-4            | .750        | 8         | 19         | 27         | 3.4         | 9          | 0        | 6          | 3         | 0         | 1         | 31         | 3.9         |
| 34               | POTEAT, Mylyjael | 8-0      | 70:27       | 8.8  | 6-7            | .857        | 0-0           | .000        | 7-12           | .583        | 5         | 8          | 13         | 1.6         | 13         | 0        | 3          | 4         | 1         | 1         | 19         | 2.4         |
| 1                | RICE, Rodney     | 1-0      | 29:44       | 29.7 | 1-9            | .111        | 0-5           | .000        | 0-0            | .000        | 1         | 3          | 4          | 4.0         | 3          | 0        | 1          | 2         | 0         | 3         | 2          | 2.0         |
| 11               | CAMDEN, John     | 5-0      | 39:58       | 8.0  | 1-8            | .125        | 1-6           | .167        | 3-5            | .600        | 1         | 3          | 4          | 0.8         | 3          | 0        | 0          | 0         | 2         | 0         | 6          | 1.2         |
| Team             |                  |          |             |      |                |             |               |             |                |             | 13        | 6          | 19         |             |            |          |            | 3         |           |           |            |             |
| <b>Total</b>     |                  | <b>8</b> | <b>1625</b> |      | <b>204-481</b> | <b>.424</b> | <b>53-170</b> | <b>.312</b> | <b>83-109</b>  | <b>.761</b> | <b>77</b> | <b>214</b> | <b>291</b> | <b>36.4</b> | <b>145</b> | <b>1</b> | <b>117</b> | <b>93</b> | <b>23</b> | <b>42</b> | <b>544</b> | <b>68.0</b> |
| <b>Opponents</b> |                  | <b>8</b> | <b>1625</b> |      | <b>199-460</b> | <b>.433</b> | <b>50-165</b> | <b>.303</b> | <b>123-158</b> | <b>.778</b> | <b>69</b> | <b>210</b> | <b>279</b> | <b>34.9</b> | <b>125</b> | <b>1</b> | <b>90</b>  | <b>85</b> | <b>32</b> | <b>53</b> | <b>571</b> | <b>71.4</b> |

### Team Statistics

|                        | VT             | OPP            |
|------------------------|----------------|----------------|
| <b>Scoring</b>         | <b>544</b>     | <b>571</b>     |
| Points per game        | 68.0           | 71.4           |
| Scoring margin         | -3.4           | -              |
| <b>Field goals-att</b> | <b>204-481</b> | <b>199-460</b> |
| Field goal pct         | .424           | .433           |
| <b>3 point fg-att</b>  | <b>53-170</b>  | <b>50-165</b>  |
| 3-point FG pct         | .312           | .303           |
| 3-pt FG made per game  | 6.6            | 6.3            |
| <b>Free throws-att</b> | <b>83-109</b>  | <b>123-158</b> |
| Free throw pct         | .761           | .778           |
| F-Throws made per game | 10.4           | 15.4           |
| <b>Rebounds</b>        | <b>291</b>     | <b>279</b>     |
| Rebounds per game      | 36.4           | 34.9           |
| Rebounding margin      | +1.5           | -              |
| <b>Assists</b>         | <b>117</b>     | <b>90</b>      |
| Assists per game       | 14.6           | 11.3           |
| <b>Turnovers</b>       | <b>93</b>      | <b>85</b>      |
| Turnovers per game     | 11.6           | 10.6           |
| Turnover margin        | -1.0           | -              |
| Assist/turnover ratio  | 1.3            | 1.1            |
| <b>Steals</b>          | <b>42</b>      | <b>53</b>      |
| Steals per game        | 5.3            | 6.6            |
| <b>Blocks</b>          | <b>23</b>      | <b>32</b>      |
| Blocks per game        | 2.9            | 4.0            |
| <b>Winning streak</b>  | <b>0</b>       | <b>-</b>       |
| Home win streak        | 0              | -              |
| <b>Attendance</b>      | <b>25389</b>   | <b>52508</b>   |
| Home games-Avg/Game    | 3-8463         | 5-10502        |
| Neutral site-Avg/Game  | -              | 0-0            |

### Team Results

| Date       | Opponent          |     | Score | Att.  |
|------------|-------------------|-----|-------|-------|
| 12/04/2022 | North Carolina    | W   | 80-72 | 8925  |
| 12/21/2022 | at Boston College | Lot | 65-70 | 4012  |
| 12/31/2022 | at Wake Forest    | L   | 75-77 | 8709  |
| 01/04/2023 | Clemson           | L   | 65-68 | 7539  |
| 01/07/2023 | NC State          | L   | 69-73 | 8925  |
| 01/11/2023 | at Syracuse       | L   | 72-82 | 16158 |
| 01/18/2023 | at Virginia       | L   | 68-78 | 14629 |
| 01/21/2023 | at Clemson        | L   | 50-51 | 9000  |

## TEAM GAME-BY-GAME

| Opponent              | Date       | Score       | W   | Total           |             | 3-Pointers     |             | Free throws    |             | Rebounds   |            |            |             | PF         | A          | TO         | BLK       | STL       | PTS         | AVG         |
|-----------------------|------------|-------------|-----|-----------------|-------------|----------------|-------------|----------------|-------------|------------|------------|------------|-------------|------------|------------|------------|-----------|-----------|-------------|-------------|
|                       |            |             |     | FG-FGA          | PCT         | 3FG-3FGA       | PCT         | FT-FTA         | PCT         | OFF        | DEF        | TOT        | AVG         |            |            |            |           |           |             |             |
| Delaware St.          | 11/07/2022 | 95-57       | W   | 33-60           | .550        | 14-28          | .500        | 15-20          | .750        | 11         | 31         | 42         | 42.0        | 10         | 18         | 10         | 4         | 5         | 95          | 95.0        |
| Lehigh                | 11/10/2022 | 78-52       | W   | 31-58           | .534        | 5-18           | .278        | 11-16          | .688        | 5          | 31         | 36         | 39.0        | 7          | 15         | 5          | 4         | 3         | 78          | 86.5        |
| William & Mary        | 11/13/2022 | 94-77       | W   | 33-59           | .559        | 16-32          | .500        | 12-12          | 1.000       | 9          | 19         | 28         | 35.3        | 18         | 19         | 7          | 5         | 4         | 94          | 89.0        |
| vs Old Dominion       | 11/17/2022 | 75-71       | W   | 25-56           | .446        | 10-23          | .435        | 15-21          | .714        | 6          | 26         | 32         | 34.5        | 15         | 13         | 6          | 3         | 2         | 75          | 85.5        |
| vs Penn St.           | 11/18/2022 | 61-59       | W   | 26-58           | .448        | 3-19           | .158        | 6-9            | .667        | 8          | 26         | 34         | 34.4        | 12         | 14         | 9          | 4         | 9         | 61          | 80.6        |
| at Col. of Charleston | 11/20/2022 | 75-77       | L   | 33-66           | .500        | 6-27           | .222        | 3-5            | .600        | 8          | 25         | 33         | 34.2        | 15         | 12         | 13         | 1         | 7         | 75          | 79.7        |
| Charleston So.        | 11/25/2022 | 69-64       | W   | 26-61           | .426        | 6-21           | .286        | 11-15          | .733        | 14         | 23         | 37         | 34.6        | 11         | 14         | 7          | 4         | 1         | 69          | 78.1        |
| Minnesota             | 11/28/2022 | 67-57       | W   | 28-57           | .491        | 5-14           | .357        | 6-8            | .750        | 11         | 31         | 42         | 35.5        | 17         | 12         | 14         | 8         | 2         | 67          | 76.8        |
| North Carolina        | 12/04/2022 | 80-72       | W   | 31-61           | .508        | 7-19           | .368        | 11-15          | .733        | 10         | 29         | 39         | 35.9        | 21         | 16         | 10         | 0         | 4         | 80          | 77.1        |
| Dayton                | 12/07/2022 | 77-49       | W   | 31-63           | .492        | 9-28           | .321        | 6-7            | .857        | 5          | 30         | 35         | 35.8        | 18         | 13         | 5          | 6         | 5         | 77          | 77.1        |
| vs Oklahoma St.       | 12/11/2022 | 70-65       | W   | 22-57           | .386        | 7-20           | .350        | 19-24          | .792        | 11         | 26         | 37         | 35.9        | 18         | 12         | 10         | 3         | 11        | 70          | 76.5        |
| Grambling             | 12/17/2022 | 74-48       | W   | 26-51           | .510        | 11-27          | .407        | 11-20          | .550        | 7          | 24         | 31         | 35.5        | 11         | 19         | 13         | 3         | 8         | 74          | 76.3        |
| at Boston College     | 12/21/2022 | 65-70       | Lot | 27-66           | .409        | 5-20           | .250        | 6-9            | .667        | 16         | 29         | 45         | 36.2        | 14         | 12         | 15         | 3         | 4         | 65          | 75.4        |
| at Wake Forest        | 12/31/2022 | 75-77       | L   | 27-59           | .458        | 6-21           | .286        | 15-19          | .789        | 9          | 30         | 39         | 36.4        | 24         | 14         | 13         | 4         | 5         | 75          | 75.4        |
| Clemson               | 01/04/2023 | 65-68       | L   | 21-67           | .313        | 9-24           | .375        | 14-17          | .824        | 12         | 30         | 42         | 36.8        | 17         | 12         | 11         | 3         | 4         | 65          | 74.7        |
| NC State              | 01/07/2023 | 69-73       | L   | 24-53           | .453        | 5-18           | .278        | 16-21          | .762        | 6          | 23         | 29         | 36.3        | 21         | 12         | 11         | 4         | 5         | 69          | 74.3        |
| at Syracuse           | 01/11/2023 | 72-82       | L   | 29-67           | .433        | 3-19           | .158        | 11-14          | .786        | 12         | 24         | 36         | 36.3        | 20         | 19         | 11         | 3         | 8         | 72          | 74.2        |
| at Virginia           | 01/18/2023 | 68-78       | L   | 27-55           | .491        | 12-27          | .444        | 2-2            | 1.000       | 5          | 22         | 27         | 35.8        | 13         | 19         | 8          | 4         | 3         | 68          | 73.8        |
| at Clemson            | 01/21/2023 | 50-51       | L   | 18-53           | .340        | 6-22           | .273        | 8-12           | .667        | 7          | 27         | 34         | 35.7        | 15         | 13         | 14         | 2         | 9         | 50          | 72.6        |
| <b>Total</b>          |            | <b>1379</b> |     | <b>518-1127</b> | <b>.460</b> | <b>145-427</b> | <b>.340</b> | <b>198-266</b> | <b>.744</b> | <b>172</b> | <b>506</b> | <b>678</b> | <b>35.7</b> | <b>297</b> | <b>278</b> | <b>192</b> | <b>68</b> | <b>99</b> | <b>1379</b> | <b>72.6</b> |
| Opponents             |            | 1247        |     | 464-1116        | .416        | 124-398        | .312        | 195-273        | .714        | 184        | 467        | 651        | 34.3        | 294        | 213        | 222        | 65        | 107       | 1247        | 65.6        |

### Virginia Tech Averages

| Games Played | Points/game | FG Pct | 3FG Pct | FT Pct | Rebounds/game | Assists/game | Turnovers/game | Assist/Turnover ratio | Steals/game | Blocks/game |
|--------------|-------------|--------|---------|--------|---------------|--------------|----------------|-----------------------|-------------|-------------|
| 19           | 72.6        | 46.0   | 34.0    | 74.4   | 35.7          | 14.6         | 10.1           | 1.4                   | 5.2         | 3.6         |



OPPONENTS GAME-BY-GAME

| Opponent              | Date       | Score       | W   | Total           |             | 3-Pointers     |             | Free throws    |             | Rebounds   |            |            |             | PF         | A          | TO         | BLK       | STL        | PTS         | AVG         |
|-----------------------|------------|-------------|-----|-----------------|-------------|----------------|-------------|----------------|-------------|------------|------------|------------|-------------|------------|------------|------------|-----------|------------|-------------|-------------|
|                       |            |             |     | FG-FGA          | PCT         | 3FG-3FGA       | PCT         | FT-FTA         | PCT         | OFF        | DEF        | TOT        | AVG         |            |            |            |           |            |             |             |
| Delaware St.          | 11/07/2022 | 95-57       | W   | 24-62           | .387        | 4-16           | .250        | 5-7            | .714        | 7          | 17         | 24         | 24.0        | 18         | 9          | 12         | 2         | 5          | 57          | 57.0        |
| Lehigh                | 11/10/2022 | 78-52       | W   | 23-63           | .365        | 5-21           | .238        | 1-2            | .500        | 9          | 23         | 32         | 28.0        | 17         | 12         | 11         | 1         | 4          | 52          | 54.5        |
| William & Mary        | 11/13/2022 | 94-77       | W   | 29-58           | .500        | 11-22          | .500        | 8-12           | .667        | 10         | 17         | 27         | 27.7        | 15         | 12         | 12         | 2         | 3          | 77          | 62.0        |
| vs Old Dominion       | 11/17/2022 | 75-71       | W   | 29-71           | .408        | 6-19           | .316        | 7-12           | .583        | 18         | 28         | 46         | 32.3        | 16         | 10         | 7          | 6         | 4          | 71          | 64.3        |
| vs Penn St.           | 11/18/2022 | 61-59       | W   | 23-56           | .411        | 11-30          | .367        | 2-4            | .500        | 8          | 26         | 34         | 32.6        | 12         | 15         | 14         | 0         | 6          | 59          | 63.2        |
| at Col. of Charleston | 11/20/2022 | 75-77       | L   | 30-59           | .508        | 8-23           | .348        | 9-12           | .750        | 6          | 27         | 33         | 32.7        | 14         | 11         | 14         | 3         | 9          | 77          | 65.5        |
| Charleston So.        | 11/25/2022 | 69-64       | W   | 26-60           | .433        | 8-22           | .364        | 4-8            | .500        | 14         | 24         | 38         | 33.4        | 14         | 12         | 10         | 2         | 2          | 64          | 65.3        |
| Minnesota             | 11/28/2022 | 67-57       | W   | 22-60           | .367        | 6-23           | .261        | 7-14           | .500        | 8          | 19         | 27         | 32.6        | 14         | 11         | 9          | 6         | 7          | 57          | 64.3        |
| North Carolina        | 12/04/2022 | 80-72       | W   | 24-51           | .471        | 3-17           | .176        | 21-27          | .778        | 4          | 21         | 25         | 31.8        | 17         | 6          | 10         | 5         | 5          | 72          | 65.1        |
| Dayton                | 12/07/2022 | 77-49       | W   | 18-60           | .300        | 3-15           | .200        | 10-17          | .588        | 15         | 27         | 42         | 32.8        | 11         | 7          | 12         | 3         | 1          | 49          | 63.5        |
| vs Oklahoma St.       | 12/11/2022 | 70-65       | W   | 22-55           | .400        | 7-24           | .292        | 14-19          | .737        | 11         | 27         | 38         | 33.3        | 21         | 14         | 17         | 7         | 6          | 65          | 63.6        |
| Grambling             | 12/17/2022 | 74-48       | W   | 19-52           | .365        | 5-18           | .278        | 5-8            | .625        | 9          | 22         | 31         | 33.1        | 17         | 10         | 19         | 1         | 7          | 48          | 62.3        |
| at Boston College     | 12/21/2022 | 65-70       | Lot | 29-72           | .403        | 3-19           | .158        | 9-12           | .750        | 17         | 23         | 40         | 33.6        | 14         | 12         | 9          | 3         | 7          | 70          | 62.9        |
| at Wake Forest        | 12/31/2022 | 75-77       | L   | 23-63           | .365        | 11-28          | .393        | 20-26          | .769        | 14         | 24         | 38         | 33.9        | 16         | 12         | 7          | 2         | 5          | 77          | 63.9        |
| Clemson               | 01/04/2023 | 65-68       | L   | 22-53           | .415        | 9-23           | .391        | 15-18          | .833        | 2          | 34         | 36         | 34.1        | 21         | 11         | 14         | 4         | 5          | 68          | 64.2        |
| NC State              | 01/07/2023 | 69-73       | L   | 24-58           | .414        | 5-21           | .238        | 20-25          | .800        | 12         | 26         | 38         | 34.3        | 18         | 7          | 11         | 3         | 7          | 73          | 64.8        |
| at Syracuse           | 01/11/2023 | 72-82       | L   | 30-59           | .508        | 8-16           | .500        | 14-22          | .636        | 9          | 28         | 37         | 34.5        | 16         | 15         | 12         | 6         | 7          | 82          | 65.8        |
| at Virginia           | 01/18/2023 | 68-78       | L   | 29-57           | .509        | 8-23           | .348        | 12-13          | .923        | 7          | 23         | 30         | 34.2        | 9          | 19         | 5          | 5         | 7          | 78          | 66.4        |
| at Clemson            | 01/21/2023 | 50-51       | L   | 18-47           | .383        | 3-18           | .167        | 12-15          | .800        | 4          | 31         | 35         | 34.3        | 14         | 8          | 17         | 4         | 10         | 51          | 65.6        |
| <b>Total</b>          |            | <b>1247</b> |     | <b>464-1116</b> | <b>.416</b> | <b>124-398</b> | <b>.312</b> | <b>195-273</b> | <b>.714</b> | <b>184</b> | <b>467</b> | <b>651</b> | <b>34.3</b> | <b>294</b> | <b>213</b> | <b>222</b> | <b>65</b> | <b>107</b> | <b>1247</b> | <b>65.6</b> |
| Virginia Tech         |            | 1379        |     | 518-1127        | .460        | 145-427        | .340        | 198-266        | .744        | 172        | 506        | 678        | 35.7        | 297        | 278        | 192        | 68        | 99         | 1379        | 72.6        |

Opponents Averages

| Games Played | Points/game | FG Pct | 3FG Pct | FT Pct | Rebounds/game | Assists/game | Turnovers/game | Assist/Turnover ratio | Steals/game | Blocks/game |
|--------------|-------------|--------|---------|--------|---------------|--------------|----------------|-----------------------|-------------|-------------|
| 19           | 65.6        | 41.6   | 31.2    | 71.4   | 34.3          | 11.2         | 11.7           | 1.0                   | 5.6         | 3.4         |

TEAM CATEGORY LEADERS

Points

| ## | Player           | G  | Pts | Pts/G |
|----|------------------|----|-----|-------|
| 3  | Pedulla, Sean    | 19 | 303 | 15.9  |
| 21 | Basile, Grant    | 19 | 262 | 13.8  |
| 25 | Mutts, Justyn    | 18 | 236 | 13.1  |
| 13 | Maddox, Darius   | 19 | 169 | 8.9   |
| 0  | Cattoor, Hunter  | 15 | 142 | 9.5   |
| 15 | Kidd, Lynn       | 19 | 110 | 5.8   |
| 34 | Poteat, Mylyjael | 19 | 72  | 3.8   |
| 2  | Collins, MJ      | 19 | 67  | 3.5   |
| 11 | Camden, John     | 12 | 14  | 1.2   |
| 1  | Rice, Rodney     | 1  | 2   | 2.0   |
| 14 | Dawyot, Owyn     | 4  | 2   | 0.5   |

Scoring Average

| ## | Player           | G  | Pts | Pts/G |
|----|------------------|----|-----|-------|
| 3  | Pedulla, Sean    | 19 | 303 | 15.9  |
| 21 | Basile, Grant    | 19 | 262 | 13.8  |
| 25 | Mutts, Justyn    | 18 | 236 | 13.1  |
| 0  | Cattoor, Hunter  | 15 | 142 | 9.5   |
| 13 | Maddox, Darius   | 19 | 169 | 8.9   |
| 15 | Kidd, Lynn       | 19 | 110 | 5.8   |
| 34 | Poteat, Mylyjael | 19 | 72  | 3.8   |
| 2  | Collins, MJ      | 19 | 67  | 3.5   |
| 1  | Rice, Rodney     | 1  | 2   | 2.0   |
| 11 | Camden, John     | 12 | 14  | 1.2   |
| 14 | Dawyot, Owyn     | 4  | 2   | 0.5   |

Field Goal Percentage

| ## | Player           | FG  | Att | Pct  |
|----|------------------|-----|-----|------|
| 34 | Poteat, Mylyjael | 24  | 36  | .667 |
| 15 | Kidd, Lynn       | 48  | 73  | .658 |
| 25 | Mutts, Justyn    | 98  | 172 | .570 |
| 14 | Dawyot, Owyn     | 1   | 2   | .500 |
| 21 | Basile, Grant    | 96  | 196 | .490 |
| 0  | Cattoor, Hunter  | 47  | 112 | .420 |
| 3  | Pedulla, Sean    | 110 | 264 | .417 |
| 13 | Maddox, Darius   | 64  | 171 | .374 |
| 2  | Collins, MJ      | 25  | 73  | .342 |
| 11 | Camden, John     | 4   | 18  | .222 |
| 1  | Rice, Rodney     | 1   | 9   | .111 |

Field Goal Attempts

| ## | Player          | G  | Att | Att/G |
|----|-----------------|----|-----|-------|
| 3  | Pedulla, Sean   | 19 | 264 | 13.9  |
| 21 | Basile, Grant   | 19 | 196 | 10.3  |
| 25 | Mutts, Justyn   | 18 | 172 | 9.6   |
| 13 | Maddox, Darius  | 19 | 171 | 9.0   |
| 0  | Cattoor, Hunter | 15 | 112 | 7.5   |

Field Goals Made

| ## | Player         | G  | Made | Made/G |
|----|----------------|----|------|--------|
| 3  | Pedulla, Sean  | 19 | 110  | 5.8    |
| 25 | Mutts, Justyn  | 18 | 98   | 5.4    |
| 21 | Basile, Grant  | 19 | 96   | 5.1    |
| 13 | Maddox, Darius | 19 | 64   | 3.4    |
| 15 | Kidd, Lynn     | 19 | 48   | 2.5    |

3-Point FG Percentage

| ## | Player          | 3FG | Att | Pct  |
|----|-----------------|-----|-----|------|
| 25 | Mutts, Justyn   | 10  | 25  | .400 |
| 0  | Cattoor, Hunter | 32  | 80  | .400 |
| 21 | Basile, Grant   | 35  | 91  | .385 |
| 13 | Maddox, Darius  | 20  | 62  | .323 |
| 3  | Pedulla, Sean   | 36  | 113 | .319 |
| 2  | Collins, MJ     | 9   | 35  | .257 |
| 11 | Camden, John    | 3   | 15  | .200 |

3-Point FG Attempts

| ## | Player          | G  | Att | Att/G |
|----|-----------------|----|-----|-------|
| 3  | Pedulla, Sean   | 19 | 113 | 5.9   |
| 21 | Basile, Grant   | 19 | 91  | 4.8   |
| 0  | Cattoor, Hunter | 15 | 80  | 5.3   |
| 13 | Maddox, Darius  | 19 | 62  | 3.3   |
| 2  | Collins, MJ     | 19 | 35  | 1.8   |

3-Point FG Made

| ## | Player          | G  | Made | Made/G |
|----|-----------------|----|------|--------|
| 3  | Pedulla, Sean   | 19 | 36   | 1.9    |
| 21 | Basile, Grant   | 19 | 35   | 1.8    |
| 0  | Cattoor, Hunter | 15 | 32   | 2.1    |
| 13 | Maddox, Darius  | 19 | 20   | 1.1    |
| 25 | Mutts, Justyn   | 18 | 10   | 0.6    |

TEAM CATEGORY LEADERS

Free Throw Percentage

| ## | Player           | Made | Att | Pct  |
|----|------------------|------|-----|------|
| 13 | Maddox, Darius   | 21   | 24  | .875 |
| 3  | Pedulla, Sean    | 47   | 56  | .839 |
| 2  | Collins, MJ      | 8    | 10  | .800 |
| 34 | Poteat, Mylyjael | 24   | 31  | .774 |
| 21 | Basile, Grant    | 35   | 48  | .729 |
| 0  | Cattoor, Hunter  | 16   | 23  | .696 |
| 25 | Mutts, Justyn    | 30   | 45  | .667 |
| 11 | Camden, John     | 3    | 5   | .600 |
| 15 | Kidd, Lynn       | 14   | 24  | .583 |

Free Throw Attempts

| ## | Player           | G  | Att | Att/G |
|----|------------------|----|-----|-------|
| 3  | Pedulla, Sean    | 19 | 56  | 2.9   |
| 21 | Basile, Grant    | 19 | 48  | 2.5   |
| 25 | Mutts, Justyn    | 18 | 45  | 2.5   |
| 34 | Poteat, Mylyjael | 19 | 31  | 1.6   |
| 13 | Maddox, Darius   | 19 | 24  | 1.3   |

Free Throws Made

| ## | Player           | G  | Made | Made/G |
|----|------------------|----|------|--------|
| 3  | Pedulla, Sean    | 19 | 47   | 2.5    |
| 21 | Basile, Grant    | 19 | 35   | 1.8    |
| 25 | Mutts, Justyn    | 18 | 30   | 1.7    |
| 34 | Poteat, Mylyjael | 19 | 24   | 1.3    |
| 13 | Maddox, Darius   | 19 | 21   | 1.1    |

Rebounds

| ## | Player          | G  | Reb | Reb/G |
|----|-----------------|----|-----|-------|
| 25 | Mutts, Justyn   | 18 | 138 | 7.7   |
| 21 | Basile, Grant   | 19 | 105 | 5.5   |
| 15 | Kidd, Lynn      | 19 | 76  | 4.0   |
| 3  | Pedulla, Sean   | 19 | 72  | 3.8   |
| 0  | Cattoor, Hunter | 15 | 63  | 4.2   |

Assists

| ## | Player          | G  | Ast | Ast/G |
|----|-----------------|----|-----|-------|
| 3  | Pedulla, Sean   | 19 | 80  | 4.2   |
| 25 | Mutts, Justyn   | 18 | 76  | 4.2   |
| 21 | Basile, Grant   | 19 | 29  | 1.5   |
| 0  | Cattoor, Hunter | 15 | 28  | 1.9   |
| 13 | Maddox, Darius  | 19 | 22  | 1.2   |

Rebounds Average

| ## | Player          | G  | Reb | Reb/G |
|----|-----------------|----|-----|-------|
| 25 | Mutts, Justyn   | 18 | 138 | 7.7   |
| 21 | Basile, Grant   | 19 | 105 | 5.5   |
| 0  | Cattoor, Hunter | 15 | 63  | 4.2   |
| 15 | Kidd, Lynn      | 19 | 76  | 4.0   |
| 1  | Rice, Rodney    | 1  | 4   | 4.0   |

Steals

| ## | Player          | G  | Stl | Stl/G |
|----|-----------------|----|-----|-------|
| 25 | Mutts, Justyn   | 18 | 30  | 1.7   |
| 3  | Pedulla, Sean   | 19 | 24  | 1.3   |
| 0  | Cattoor, Hunter | 15 | 12  | 0.8   |
| 13 | Maddox, Darius  | 19 | 11  | 0.6   |
| 21 | Basile, Grant   | 19 | 9   | 0.5   |

Offensive Rebounds

| ## | Player           | G  | OReb | OReb/G |
|----|------------------|----|------|--------|
| 25 | Mutts, Justyn    | 18 | 29   | 1.6    |
| 13 | Maddox, Darius   | 19 | 26   | 1.4    |
| 21 | Basile, Grant    | 19 | 22   | 1.2    |
| 15 | Kidd, Lynn       | 19 | 21   | 1.1    |
| 34 | Poteat, Mylyjael | 19 | 17   | 0.9    |

Blocked Shots

| ## | Player         | G  | Blk | Blk/G |
|----|----------------|----|-----|-------|
| 21 | Basile, Grant  | 19 | 26  | 1.4   |
| 25 | Mutts, Justyn  | 18 | 14  | 0.8   |
| 15 | Kidd, Lynn     | 19 | 9   | 0.5   |
| 13 | Maddox, Darius | 19 | 7   | 0.4   |
| 3  | Pedulla, Sean  | 19 | 4   | 0.2   |

Defensive Rebounds

| ## | Player          | G  | DReb | DReb/G |
|----|-----------------|----|------|--------|
| 25 | Mutts, Justyn   | 18 | 109  | 6.1    |
| 21 | Basile, Grant   | 19 | 83   | 4.4    |
| 3  | Pedulla, Sean   | 19 | 64   | 3.4    |
| 0  | Cattoor, Hunter | 15 | 59   | 3.9    |
| 15 | Kidd, Lynn      | 19 | 55   | 2.9    |

Minutes

| ## | Player          | G  | Min | Min/G |
|----|-----------------|----|-----|-------|
| 3  | Pedulla, Sean   | 19 | 683 | 35:56 |
| 25 | Mutts, Justyn   | 18 | 600 | 33:19 |
| 13 | Maddox, Darius  | 19 | 584 | 30:45 |
| 21 | Basile, Grant   | 19 | 498 | 26:12 |
| 0  | Cattoor, Hunter | 15 | 478 | 31:51 |

TEAM CATEGORY LEADERS

Fouls

| ## | Player           | G  | PF | PF/G |
|----|------------------|----|----|------|
| 3  | Pedulla, Sean    | 19 | 51 | 2.7  |
| 25 | Mutts, Justyn    | 18 | 46 | 2.6  |
| 21 | Basile, Grant    | 19 | 40 | 2.1  |
| 13 | Maddox, Darius   | 19 | 35 | 1.8  |
| 34 | Poteat, Mylyjael | 19 | 33 | 1.7  |

Turnovers

| ## | Player          | G  | TO | TO/G |
|----|-----------------|----|----|------|
| 25 | Mutts, Justyn   | 18 | 56 | 3.1  |
| 3  | Pedulla, Sean   | 19 | 39 | 2.1  |
| 21 | Basile, Grant   | 19 | 31 | 1.6  |
| 15 | Kidd, Lynn      | 19 | 14 | 0.7  |
| 0  | Cattoor, Hunter | 15 | 12 | 0.8  |

Foul Outs

| ## | Player        | G  | FO |
|----|---------------|----|----|
| 3  | Pedulla, Sean | 19 | 2  |

TEAM GAME HIGHS

Virginia Tech - Game Highs

|                              |       |         |                                    |
|------------------------------|-------|---------|------------------------------------|
| <b>POINTS</b>                | 95    |         | Delaware St. (11/07/2022)          |
|                              | 94    |         | William & Mary (11/13/2022)        |
|                              | 80    |         | North Carolina (12/04/2022)        |
|                              | 78    |         | Lehigh (11/10/2022)                |
|                              | 77    |         | Dayton (12/07/2022)                |
| <b>FIELD GOALS MADE</b>      | 33    |         | at Col. of Charleston (11/20/2022) |
|                              | 33    |         | William & Mary (11/13/2022)        |
|                              | 33    |         | Delaware St. (11/07/2022)          |
| <b>FIELD GOAL ATTEMPTS</b>   | 67    |         | at Syracuse (01/11/2023)           |
|                              | 67    |         | Clemson (01/04/2023)               |
| <b>FIELD GOAL PERCENTAGE</b> | .559  | (33-59) | William & Mary (11/13/2022)        |
|                              | .550  | (33-60) | Delaware St. (11/07/2022)          |
| <b>3 PT FG MADE</b>          | 16    |         | William & Mary (11/13/2022)        |
|                              | 14    |         | Delaware St. (11/07/2022)          |
| <b>3 PT FG ATTEMPTS</b>      | 32    |         | William & Mary (11/13/2022)        |
|                              | 28    |         | Dayton (12/07/2022)                |
|                              | 28    |         | Delaware St. (11/07/2022)          |
| <b>3 PT FG PERCENTAGE</b>    | .500  | (16-32) | William & Mary (11/13/2022)        |
|                              | .500  | (14-28) | Delaware St. (11/07/2022)          |
| <b>FREE THROWS MADE</b>      | 19    |         | vs Oklahoma St. (N) (12/11/2022)   |
|                              | 16    |         | NC State (01/07/2023)              |
| <b>FREE THROW ATTEMPTS</b>   | 24    |         | vs Oklahoma St. (N) (12/11/2022)   |
|                              | 21    |         | NC State (01/07/2023)              |
|                              | 21    |         | vs Old Dominion (N) (11/17/2022)   |
| <b>FREE THROW PERCENTAGE</b> | 1.000 | (12-12) | William & Mary (11/13/2022)        |
|                              | 1.000 | (2-2)   | at Virginia (01/18/2023)           |
| <b>REBOUNDS</b>              | 45    |         | at Boston College (12/21/2022)     |
|                              | 42    |         | Clemson (01/04/2023)               |
|                              | 42    |         | Minnesota (11/28/2022)             |
|                              | 42    |         | Delaware St. (11/07/2022)          |
| <b>ASSISTS</b>               | 19    |         | at Virginia (01/18/2023)           |
|                              | 19    |         | at Syracuse (01/11/2023)           |
|                              | 19    |         | Grambling (12/17/2022)             |
|                              | 19    |         | William & Mary (11/13/2022)        |
| <b>STEALS</b>                | 11    |         | vs Oklahoma St. (N) (12/11/2022)   |
|                              | 9     |         | at Clemson (01/21/2023)            |
|                              | 9     |         | vs Penn St. (N) (11/18/2022)       |
| <b>BLOCKED SHOTS</b>         | 8     |         | Minnesota (11/28/2022)             |
|                              | 6     |         | Dayton (12/07/2022)                |
| <b>TURNOVERS</b>             | 15    |         | at Boston College (12/21/2022)     |
|                              | 14    |         | at Clemson (01/21/2023)            |
|                              | 14    |         | Minnesota (11/28/2022)             |
| <b>FOULS</b>                 | 24    |         | at Wake Forest (12/31/2022)        |
|                              | 21    |         | NC State (01/07/2023)              |
|                              | 21    |         | North Carolina (12/04/2022)        |

OPPONENT GAME HIGHS

Opponent - Game Highs

|                              |              |                                    |
|------------------------------|--------------|------------------------------------|
| <b>POINTS</b>                | 82           | at Syracuse (01/11/2023)           |
|                              | 78           | at Virginia (01/18/2023)           |
|                              | 77           | at Wake Forest (12/31/2022)        |
|                              | 77           | at Col. of Charleston (11/20/2022) |
|                              | 77           | William & Mary (11/13/2022)        |
| <b>FIELD GOALS MADE</b>      | 30           | at Syracuse (01/11/2023)           |
|                              | 30           | at Col. of Charleston (11/20/2022) |
| <b>FIELD GOAL ATTEMPTS</b>   | 72           | at Boston College (12/21/2022)     |
|                              | 71           | vs Old Dominion (N) (11/17/2022)   |
| <b>FIELD GOAL PERCENTAGE</b> | .509 (29-57) | at Virginia (01/18/2023)           |
|                              | .508 (30-59) | at Syracuse (01/11/2023)           |
|                              | .508 (30-59) | at Col. of Charleston (11/20/2022) |
| <b>3 PT FG MADE</b>          | 11           | at Wake Forest (12/31/2022)        |
|                              | 11           | vs Penn St. (N) (11/18/2022)       |
|                              | 11           | William & Mary (11/13/2022)        |
| <b>3 PT FG ATTEMPTS</b>      | 30           | vs Penn St. (N) (11/18/2022)       |
|                              | 28           | at Wake Forest (12/31/2022)        |
| <b>3 PT FG PERCENTAGE</b>    | .500 (11-22) | William & Mary (11/13/2022)        |
|                              | .500 (8-16)  | at Syracuse (01/11/2023)           |
| <b>FREE THROWS MADE</b>      | 21           | North Carolina (12/04/2022)        |
|                              | 20           | NC State (01/07/2023)              |
|                              | 20           | at Wake Forest (12/31/2022)        |
| <b>FREE THROW ATTEMPTS</b>   | 27           | North Carolina (12/04/2022)        |
|                              | 26           | at Wake Forest (12/31/2022)        |
| <b>FREE THROW PERCENTAGE</b> | .923 (12-13) | at Virginia (01/18/2023)           |
|                              | .833 (15-18) | Clemson (01/04/2023)               |
| <b>REBOUNDS</b>              | 46           | vs Old Dominion (N) (11/17/2022)   |
|                              | 42           | Dayton (12/07/2022)                |
| <b>ASSISTS</b>               | 19           | at Virginia (01/18/2023)           |
|                              | 15           | at Syracuse (01/11/2023)           |
|                              | 15           | vs Penn St. (N) (11/18/2022)       |
| <b>STEALS</b>                | 10           | at Clemson (01/21/2023)            |
|                              | 9            | at Col. of Charleston (11/20/2022) |
| <b>BLOCKED SHOTS</b>         | 7            | vs Oklahoma St. (N) (12/11/2022)   |
|                              | 6            | at Syracuse (01/11/2023)           |
|                              | 6            | Minnesota (11/28/2022)             |
|                              | 6            | vs Old Dominion (N) (11/17/2022)   |
| <b>TURNOVERS</b>             | 19           | Grambling (12/17/2022)             |
|                              | 17           | at Clemson (01/21/2023)            |
|                              | 17           | vs Oklahoma St. (N) (12/11/2022)   |
| <b>FOULS</b>                 | 21           | Clemson (01/04/2023)               |
|                              | 21           | vs Oklahoma St. (N) (12/11/2022)   |

TEAM GAME LOWS

Virginia Tech - Game Lows

|                              |      |         |                                    |
|------------------------------|------|---------|------------------------------------|
| <b>POINTS</b>                | 50   |         | at Clemson (01/21/2023)            |
|                              | 61   |         | vs Penn St. (N) (11/18/2022)       |
|                              | 65   |         | Clemson (01/04/2023)               |
|                              | 65   |         | at Boston College (12/21/2022)     |
|                              | 67   |         | Minnesota (11/28/2022)             |
| <b>FIELD GOALS MADE</b>      | 18   |         | at Clemson (01/21/2023)            |
|                              | 21   |         | Clemson (01/04/2023)               |
| <b>FIELD GOAL ATTEMPTS</b>   | 51   |         | Grambling (12/17/2022)             |
|                              | 53   |         | at Clemson (01/21/2023)            |
|                              | 53   |         | NC State (01/07/2023)              |
| <b>FIELD GOAL PERCENTAGE</b> | .313 | (21-67) | Clemson (01/04/2023)               |
|                              | .340 | (18-53) | at Clemson (01/21/2023)            |
| <b>3 PT FG MADE</b>          | 3    |         | at Syracuse (01/11/2023)           |
|                              | 3    |         | vs Penn St. (N) (11/18/2022)       |
| <b>3 PT FG ATTEMPTS</b>      | 14   |         | Minnesota (11/28/2022)             |
|                              | 18   |         | NC State (01/07/2023)              |
|                              | 18   |         | Lehigh (11/10/2022)                |
| <b>3 PT FG PERCENTAGE</b>    | .158 | (3-19)  | at Syracuse (01/11/2023)           |
|                              | .158 | (3-19)  | vs Penn St. (N) (11/18/2022)       |
| <b>FREE THROWS MADE</b>      | 2    |         | at Virginia (01/18/2023)           |
|                              | 3    |         | at Col. of Charleston (11/20/2022) |
| <b>FREE THROW ATTEMPTS</b>   | 2    |         | at Virginia (01/18/2023)           |
|                              | 5    |         | at Col. of Charleston (11/20/2022) |
| <b>FREE THROW PERCENTAGE</b> | .550 | (11-20) | Grambling (12/17/2022)             |
|                              | .600 | (3-5)   | at Col. of Charleston (11/20/2022) |
| <b>REBOUNDS</b>              | 27   |         | at Virginia (01/18/2023)           |
|                              | 28   |         | William & Mary (11/13/2022)        |
| <b>ASSISTS</b>               | 12   |         | NC State (01/07/2023)              |
|                              | 12   |         | Clemson (01/04/2023)               |
|                              | 12   |         | at Boston College (12/21/2022)     |
|                              | 12   |         | vs Oklahoma St. (N) (12/11/2022)   |
|                              | 12   |         | Minnesota (11/28/2022)             |
| <b>STEALS</b>                | 1    |         | Charleston So. (11/25/2022)        |
|                              | 2    |         | Minnesota (11/28/2022)             |
|                              | 2    |         | vs Old Dominion (N) (11/17/2022)   |
| <b>BLOCKED SHOTS</b>         | 0    |         | North Carolina (12/04/2022)        |
|                              | 1    |         | at Col. of Charleston (11/20/2022) |
| <b>TURNOVERS</b>             | 5    |         | Dayton (12/07/2022)                |
|                              | 5    |         | Lehigh (11/10/2022)                |
| <b>FOULS</b>                 | 7    |         | Lehigh (11/10/2022)                |
|                              | 10   |         | Delaware St. (11/07/2022)          |

OPPONENT GAME LOWS

Opponent - Game Lows

|                              |      |         |                                  |
|------------------------------|------|---------|----------------------------------|
| <b>POINTS</b>                | 48   |         | Grambling (12/17/2022)           |
|                              | 49   |         | Dayton (12/07/2022)              |
|                              | 51   |         | at Clemson (01/21/2023)          |
|                              | 52   |         | Lehigh (11/10/2022)              |
|                              | 57   |         | Minnesota (11/28/2022)           |
|                              | 57   |         | Delaware St. (11/07/2022)        |
| <b>FIELD GOALS MADE</b>      | 18   |         | at Clemson (01/21/2023)          |
|                              | 18   |         | Dayton (12/07/2022)              |
| <b>FIELD GOAL ATTEMPTS</b>   | 47   |         | at Clemson (01/21/2023)          |
|                              | 51   |         | North Carolina (12/04/2022)      |
| <b>FIELD GOAL PERCENTAGE</b> | .300 | (18-60) | Dayton (12/07/2022)              |
|                              | .365 | (23-63) | at Wake Forest (12/31/2022)      |
|                              | .365 | (23-63) | Lehigh (11/10/2022)              |
|                              | .365 | (19-52) | Grambling (12/17/2022)           |
| <b>3 PT FG MADE</b>          | 3    |         | at Clemson (01/21/2023)          |
|                              | 3    |         | at Boston College (12/21/2022)   |
|                              | 3    |         | Dayton (12/07/2022)              |
|                              | 3    |         | North Carolina (12/04/2022)      |
| <b>3 PT FG ATTEMPTS</b>      | 15   |         | Dayton (12/07/2022)              |
|                              | 16   |         | at Syracuse (01/11/2023)         |
|                              | 16   |         | Delaware St. (11/07/2022)        |
| <b>3 PT FG PERCENTAGE</b>    | .158 | (3-19)  | at Boston College (12/21/2022)   |
|                              | .167 | (3-18)  | at Clemson (01/21/2023)          |
| <b>FREE THROWS MADE</b>      | 1    |         | Lehigh (11/10/2022)              |
|                              | 2    |         | vs Penn St. (N) (11/18/2022)     |
| <b>FREE THROW ATTEMPTS</b>   | 2    |         | Lehigh (11/10/2022)              |
|                              | 4    |         | vs Penn St. (N) (11/18/2022)     |
| <b>FREE THROW PERCENTAGE</b> | .500 | (7-14)  | Minnesota (11/28/2022)           |
|                              | .500 | (4-8)   | Charleston So. (11/25/2022)      |
|                              | .500 | (2-4)   | vs Penn St. (N) (11/18/2022)     |
|                              | .500 | (1-2)   | Lehigh (11/10/2022)              |
| <b>REBOUNDS</b>              | 24   |         | Delaware St. (11/07/2022)        |
|                              | 25   |         | North Carolina (12/04/2022)      |
| <b>ASSISTS</b>               | 6    |         | North Carolina (12/04/2022)      |
|                              | 7    |         | NC State (01/07/2023)            |
|                              | 7    |         | Dayton (12/07/2022)              |
| <b>STEALS</b>                | 1    |         | Dayton (12/07/2022)              |
|                              | 2    |         | Charleston So. (11/25/2022)      |
| <b>BLOCKED SHOTS</b>         | 0    |         | vs Penn St. (N) (11/18/2022)     |
|                              | 1    |         | Grambling (12/17/2022)           |
|                              | 1    |         | Lehigh (11/10/2022)              |
| <b>TURNOVERS</b>             | 5    |         | at Virginia (01/18/2023)         |
|                              | 7    |         | at Wake Forest (12/31/2022)      |
|                              | 7    |         | vs Old Dominion (N) (11/17/2022) |
| <b>FOULS</b>                 | 9    |         | at Virginia (01/18/2023)         |
|                              | 11   |         | Dayton (12/07/2022)              |



# VIRGINIA TECH MEN'S BASKETBALL

## BOX SCORES

### GAME 1: DELAWARE STATE

| Official Basketball Box Score - Final      |     |       |      |     |          |       |     |    |    |    |        |     | Game Time: 9:00 PM                                 |                     |       |       |
|--|-----|-------|------|-----|----------|-------|-----|----|----|----|--------|-----|--|---------------------|-------|-------|
| Delaware State at Virginia Tech            |     |       |      |     |          |       |     |    |    |    |        |     | Game Duration: 1:50                                |                     |       |       |
| 11/07/22 Cassell Coliseum, Blacksburg, Va. |     |       |      |     |          |       |     |    |    |    |        |     | Attendance: 7,899                                  |                     |       |       |
| 2022-23 Men's Basketball                   |     |       |      |     |          |       |     |    |    |    |        |     | Officials: Jamie Luckie, Jerry Heister, Chase Shaw |                     |       |       |
| Delaware State - 57                        |     |       |      |     |          |       |     |    |    |    |        |     | Record: 0-1  |                     |       |       |
| NO. Name                                   | Min | FG    | 3P   | FT  | Rebounds | Fouls | TP  | AS | TO | ST | Blocks | +/- | Shooting By Period                                 |                     |       |       |
| 23 Brandon Stone                           | C   | 26:42 | 7-13 | 1-3 | 0-0      | 3 5 8 | 0 1 | 15 | 0  | 2  | 1      | 0   | -24  | 1 <sup>st</sup> FG% | 13-32 | 40.6% |
| 24 Raymond Somerville                      | C   | 24:24 | 3-8  | 0-0 | 2-2      | 1 3 4 | 1 2 | 8  | 2  | 1  | 0      | -18 | 3 <sup>PT</sup> %                                  | 3-9                 | 33.3% |       |
| 3 Martez Robinson                          | G   | 26:43 | 1-7  | 0-3 | 1-2      | 0 3 3 | 4 4 | 3  | 4  | 1  | 0      | -37 | FT%  | 2-3                 | 66.7% |       |
| 5 Jevvinn Muniz                            | G   | 25:00 | 2-5  | 1-2 | 0-0      | 2 2 2 | 1 0 | 5  | 0  | 2  | 1      | 0   | -21  | 2 <sup>nd</sup> FG% | 11-30 | 36.7% |
| 11 Khyrie Staten                           | G   | 32:30 | 7-15 | 2-6 | 0-0      | 0 0 0 | 1 1 | 16 | 1  | 2  | 2      | -35 | 3 <sup>PT</sup> %                                  | 1-7                 | 14.3% |       |
| 15 Aaron Lemon-Warren                      |     | 12:32 | 0-1  | 0-0 | 2-2      | 0 1 1 | 2 1 | 2  | 0  | 1  | 1      | 0   | -3   | FT%                 | 3-4   | 75%   |
| 20 Cameron Stitt                           |     | 12:59 | 2-6  | 0-1 | 0-1      | 2 2 4 | 1 1 | 4  | 0  | 0  | 0      | -19 | GM FG%   | 24-62               | 38.7% |       |
| 22 Corey Perkins                           |     | 05:03 | 1-3  | 0-0 | 0 0 0    | 2 2   | 2   | 2  | 2  | 0  | 0      | -5  | 3 <sup>PT</sup> %                                  | 4-16                | 25.0% |       |
| 4 Kyle Johnson                             |     | 08:46 | 0-2  | 0-0 | 0 0 0    | 0 0 0 | 0 0 | 0  | 0  | 0  | 0      | -17 | FT%  | 5-7                 | 71.4% |       |
| 25 O'Koye Parker                           |     | 02:39 | 0-0  | 0-0 | 0 0 0    | 1 0   | 0   | 0  | 1  | 0  | 0      | -7  | Dead Ball Rebounds: 2, 1                           |                     |       |       |
| 22 Cory Barnes                             |     | 05:33 | 0-0  | 0-0 | 0 1 1    | 3 0   | 0   | 0  | 0  | 0  | 0      | -6  | Technical Fouls: NONE                              |                     |       |       |
| 10 Ronald Lucas                            |     | 07:09 | 1-2  | 0-0 | 0 0 0    | 2 2   | 2   | 0  | 2  | 0  | 0      | -2  | Totals   |                     |       |       |
| Team                                       |     |       |      |     |          |       |     |    |    |    |        |     |  |                     |       |       |
| Totals                                     |     | 24:62 | 4-16 | 5-7 | 7        | 17    | 24  | 18 | 10 | 57 | 9      | 12  | 5  | 2                   | 4     | -38   |

| Official Basketball Box Score - Final      |     |       |      |     |          |       |     |    |    |    |        |     | Game Time: 6:00 PM                               |                     |       |       |
|--|-----|-------|------|-----|----------|-------|-----|----|----|----|--------|-----|--|---------------------|-------|-------|
| Lehigh at Virginia Tech                    |     |       |      |     |          |       |     |    |    |    |        |     | Game Duration: 1:51                              |                     |       |       |
| 11/10/22 Cassell Coliseum, Blacksburg, Va. |     |       |      |     |          |       |     |    |    |    |        |     | Attendance: 7,541                                |                     |       |       |
| 2022-23 Men's Basketball                   |     |       |      |     |          |       |     |    |    |    |        |     | Officials: Ted Valentine, Lee Cassell, Jeff Poon |                     |       |       |
| Lehigh - 52                                |     |       |      |     |          |       |     |    |    |    |        |     | Record: 0-2                                      |                     |       |       |
| NO. Name                                   | Min | FG    | 3P   | FT  | Rebounds | Fouls | TP  | AS | TO | ST | Blocks | +/- | Shooting By Period                               |                     |       |       |
| 35 Dominic Parolin                         | C   | 21:39 | 5-9  | 0-1 | 0-0      | 3 2 5 | 2 0 | 10 | 0  | 2  | 0      | 0   | -17  | 1 <sup>st</sup> FG% | 11-30 | 36.7% |
| 42 JT Tan                                  | C   | 14:12 | 1-3  | 0-0 | 0-0      | 0 0 0 | 3 0 | 2  | 0  | 1  | 0      | 1   | -1   | 3 <sup>PT</sup> %   | 2-11  | 18.2% |
| 5 Evan Taylor                              | G   | 23:13 | 2-9  | 0-3 | 0-0      | 1 4 5 | 3 0 | 4  | 0  | 0  | 0      | -6  | FT%  | 1-2                 | 50%   |       |
| 13 Keith Higgins Jr.                       | G   | 24:17 | 4-9  | 1-4 | 0-0      | 0 3 3 | 1 1 | 9  | 2  | 0  | 1      | -15 | 2 <sup>nd</sup> FG%                              | 12-33               | 36.4% |       |
| 22 Tyler Whitney-Sidney                    | G   | 24:41 | 3-7  | 1-2 | 1-2      | 1 3 4 | 1 1 | 8  | 1  | 2  | 3      | 0   | -18  | 3 <sup>PT</sup> %   | 3-10  | 30.0% |
| 2 Jakob Alimudun                           |     | 25:49 | 6-12 | 2-6 | 0-0      | 0 4 4 | 1 0 | 14 | 1  | 0  | 0      | -8  | GM FG%   | 23-63               | 36.5% |       |
| 32 Henri Adiasa                            |     | 10:31 | 1-3  | 0-0 | 0-0      | 0 0 0 | 2 0 | 2  | 0  | 0  | 0      | -10 | 3 <sup>PT</sup> %                                | 5-21                | 23.8% |       |
| 55 Jalin Sinclair                          |     | 24:20 | 0-5  | 0-2 | 0-0      | 2 2 3 | 1 0 | 7  | 3  | 0  | 0      | -15 | FT%  | 1-2                 | 50.0% |       |
| 4 Reed Fenton                              |     | 08:21 | 1-2  | 1-2 | 0-0      | 2 2 1 | 1 3 | 0  | 0  | 0  | 0      | -13 | Dead Ball Rebounds: 1, 1                         |                     |       |       |
| 2 Jake Bellow                              |     | 10:06 | 0-0  | 0-0 | 0 1 1    | 0 0   | 0   | 0  | 0  | 0  | 0      | -5  | Technical Fouls: NONE                            |                     |       |       |
| 23 Bube Momah                              |     | 06:31 | 0-3  | 0-0 | 0 1 1    | 2 0   | 1   | 0  | 0  | 0  | 1      | -14 | Totals   |                     |       |       |
| 25 Ben Knosman                             |     | 03:03 | 0-0  | 0-0 | 0 0 0    | 0 1   | 0   | 0  | 1  | 0  | 0      | -4  |  |                     |       |       |
| 20 Jayshen Saigal                          |     | 01:59 | 0-0  | 0-0 | 0 0 0    | 0 0   | 0   | 0  | 0  | 0  | 0      | -4  | Team   |                     |       |       |
| 21 Burke Chebuhar                          |     | 01:18 | 0-1  | 0-0 | 0 0 0    | 0 0   | 0   | 0  | 0  | 0  | 0      | -4  | Totals   |                     |       |       |
| Team                                       |     |       |      |     |          |       |     |    |    |    |        |     |  |                     |       |       |
| Totals                                     |     | 23:63 | 5-21 | 1-2 | 9        | 23    | 32  | 17 | 7  | 52 | 11     | 4   | 1  | 4                   | -26   |       |

| Official Basketball Box Score - Final      |     |       |       |       |          |        |     |    |    |    |        |     | Game Time: 6:00 PM                                  |                     |       |       |
|--|-----|-------|-------|-------|----------|--------|-----|----|----|----|--------|-----|---|---------------------|-------|-------|
| William and Mary at Virginia Tech          |     |       |       |       |          |        |     |    |    |    |        |     | Game Duration: 1:50                                 |                     |       |       |
| 11/13/22 Cassell Coliseum, Blacksburg, Va. |     |       |       |       |          |        |     |    |    |    |        |     | Attendance: 7,936                                   |                     |       |       |
| 2022-23 Men's Basketball                   |     |       |       |       |          |        |     |    |    |    |        |     | Officials: Roger Ayers, Raymie Styons, Leslie Jones |                     |       |       |
| Virginia Tech - 95                         |     |       |       |       |          |        |     |    |    |    |        |     | Record: 1-0   |                     |       |       |
| NO. Name                                   | Min | FG    | 3P    | FT    | Rebounds | Fouls  | TP  | AS | TO | ST | Blocks | +/- | Shooting By Period                                  |                     |       |       |
| 21 Grant Basile                            | F   | 29:04 | 12-16 | 6-9   | 0-0      | 2 8 10 | 1 0 | 30 | 1  | 4  | 1      | 1   | 30  | 1 <sup>st</sup> FG% | 20-32 | 62.5% |
| 15 Lynn Kidd                               | C   | 22:47 | 3-4   | 0-0   | 2-2      | 4 6 10 | 1 3 | 8  | 3  | 2  | 0      | 0   | 22  | 3 <sup>PT</sup> %   | 10-16 | 62.5% |
| 0 Hunter Cattoor                           | G   | 25:22 | 2-6   | 1-4   | 1-2      | 1 2 3  | 0 6 | 6  | 2  | 0  | 0      | 2   | 29  | FT%                 | 6-9   | 66.7% |
| 3 Sean Pedulla                             | G   | 28:11 | 5-12  | 5-8   | 3-4      | 0 4 4  | 1 2 | 18 | 8  | 2  | 1      | 0   | 36  | 2 <sup>nd</sup> FG% | 13-28 | 46.4% |
| 13 Darius Maddox                           | G   | 26:20 | 5-8   | 0-1   | 4-5      | 0 3 3  | 0 2 | 14 | 0  | 1  | 1      | 0   | 28  | 3 <sup>PT</sup> %   | 4-12  | 33.3% |
| 2 MJ Collins                               |     | 22:25 | 2-7   | 0-2   | 0-0      | 2 2 0  | 0 4 | 2  | 1  | 1  | 0      | 0   | 23  | FT%                 | 9-11  | 81.8% |
| 34 Mylajael Poteat                         |     | 16:37 | 2-3   | 0-0   | 5-7      | 3 1 4  | 3 5 | 9  | 1  | 1  | 1      | 0   | 8   | GM FG%              | 33-60 | 55.0% |
| 11 John Camden                             |     | 18:16 | 2-4   | 0-0   | 0 2 2    | 3 0    | 6   | 0  | 0  | 0  | 0      | 0   | 10  | 3 <sup>PT</sup> %   | 14-28 | 50.0% |
| 10 Camden Johnson                          |     | 08:18 | 0-0   | 0-0   | 0 1 1    | 1 0    | 0   | 1  | 0  | 0  | 0      | 0   | 6   | FT%                 | 15-20 | 75.0% |
| 14 Owyn Dawyot                             |     | 01:20 | 0-0   | 0-0   | 0 0 0    | 0 0    | 0   | 0  | 0  | 0  | 0      | -1  | Dead Ball Rebounds: 3, 0                            |                     |       |       |
| 33 Michael Ward                            |     | 01:20 | 0-0   | 0-0   | 0 0 0    | 0 0    | 0   | 0  | 0  | 0  | 0      | -1  | Technical Fouls: NONE                               |                     |       |       |
| Team                                       |     |       |       |       |          |        |     |    |    |    |        |     |   |                     |       |       |
| Totals                                     |     | 33:60 | 14-28 | 15-20 | 11       | 31     | 42  | 10 | 18 | 95 | 18     | 10  | 5   | 4                   | 2     | 38    |

| Biggest lead              |                            | DSU                        |    | Hokies |    | Points from Turnovers |    | DSU |    | Hokies |    | Period by Period Scoring |     |     |
|---------------------------|----------------------------|----------------------------|----|--------|----|-----------------------|----|-----|----|--------|----|--------------------------|-----|-----|
| 4 (1 <sup>st</sup> 19:02) | 40 (2 <sup>nd</sup> 10:39) | 11                         | 18 | 11     | 18 | 31                    | 26 | 57  | 56 | 39     | 95 | 1st                      | 2nd | TOT |
| Best Scoring Run          | 5 (2 <sup>nd</sup> 7:59)   | 10 (2 <sup>nd</sup> 17:32) | 26 | 26     | 26 | 26                    | 57 | 57  | 56 | 39     | 95 | 25                       | 27  | 52  |
| Lead Changes              | 1                          | 1                          | 1  | 1      | 1  | 1                     | 1  | 1   | 1  | 1      | 1  | 25                       | 27  | 52  |
| Times Tied                | 1                          | 1                          | 1  | 1      | 1  | 1                     | 1  | 1   | 1  | 1      | 1  | 43                       | 35  | 78  |
| Time with Lead            | 01:56                      | 37:14                      | 10 | 19     | 10 | 19                    | 19 | 17  | 19 | 17     | 17 | 43                       | 35  | 78  |

### GAME 3: WILLIAM & MARY

| Official Basketball Box Score - Final |     |       |       |      |          |       |     |    |    |    |        |     | Game Time: 6:00 PM                                  |                     |       |       |
|---------------------------------------|-----|-------|-------|------|----------|-------|-----|----|----|----|--------|-----|---|---------------------|-------|-------|
| William and Mary at Virginia Tech     |     |       |       |      |          |       |     |    |    |    |        |     | Game Duration: 1:59                                 |                     |       |       |
| 11/13/22 TD Arena, Charleston, SC     |     |       |       |      |          |       |     |    |    |    |        |     | Attendance: 2,155                                   |                     |       |       |
| 2022-23 Men's Basketball              |     |       |       |      |          |       |     |    |    |    |        |     | Officials: Ted Valentine, Ron Groover, John Hampton |                     |       |       |
| William and Mary - 77                 |     |       |       |      |          |       |     |    |    |    |        |     | Record: 1-2   |                     |       |       |
| NO. Name                              | Min | FG    | 3P    | FT   | Rebounds | Fouls | TP  | AS | TO | ST | Blocks | +/- | Shooting By Period                                  |                     |       |       |
| 5 Noah Collier                        | F   | 13:55 | 1-2   | 0-0  | 2-3      | 1 2 3 | 4 3 | 4  | 2  | 2  | 0      | 4   | -4  | 1 <sup>st</sup> FG% | 14-32 | 43.8% |
| 35 Ben Wight                          | F   | 30:42 | 5-12  | 0-0  | 0-0      | 5 1 6 | 1 1 | 10 | 0  | 2  | 0      | 2   | -27   | 3 <sup>PT</sup> %   | 5-13  | 38.5% |
| 12 Tyler Rice                         | G   | 08:23 | 1-2   | 1-2  | 0-0      | 0 0 0 | 4 0 | 3  | 0  | 2  | 0      | 0   | -14   | FT%                 | 2-3   | 66.7% |
| 21 Gabe Dorsey                        | G   | 24:12 | 5-7   | 1-6  | 0-0      | 1 3 4 | 1 2 | 14 | 0  | 1  | 1      | 0   | -6  | 2 <sup>nd</sup> FG% | 15-26 | 57.7% |
| 24 Chris Mullins                      | G   | 27:04 | 1-5   | 0-4  | 0-0      | 3 3 3 | 2 3 | 6  | 3  | 1  | 2      | 0   | -13   | 3 <sup>PT</sup> %   | 6-9   | 66.7% |
| 11 Jack Karasiniski                   |     | 25:21 | 2-5   | 0-2  | 0-1      | 1 1 2 | 1 5 | 4  | 1  | 1  | 0      | -15 | FT%   | 6-9                 | 66.7% |       |
| 0 Anders Nelson                       |     | 31:39 | 10-15 | 4-7  | 1-2      | 1 3 3 | 2 2 | 25 | 6  | 2  | 0      | 1   | -5  | GM FG%              | 29-58 | 50.0% |
| 4 Matthew Case                        |     | 14:46 | 1-4   | 1-3  | 0-0      | 2 2 2 | 0 0 | 3  | 0  | 0  | 0      | -13 | 3 <sup>PT</sup> %                                   | 2-9                 | 22.2% |       |
| 15 Miguel Ayesa                       |     | 06:43 | 0-1   | 0-0  | 0 0 1    | 1 0   | 0   | 0  | 0  | 0  | 0      | -3  | FT%   | 1-2                 | 50.0% |       |
| 2 Chase Lowe                          |     | 13:57 | 2-3   | 0-0  | 1-2      | 1 1 2 | 2 5 | 1  | 0  | 0  | 0      | -1  | Dead Ball Rebounds: 3, 0                            |                     |       |       |
| 1 Jake Milkereit                      |     | 01:58 | 1-1   | 1-1  | 0-0      | 0 0 0 | 0 0 | 0  | 0  | 0  | 0      | -2  | Technical Fouls: NONE                               |                     |       |       |
| 33 Charlie Williams                   |     | 01:58 | 0-1   | 0-0  | 0 0 1    | 1 0   | 0   | 0  | 0  | 0  | 0      | -2  | Totals  |                     |       |       |
| 25 Miles Hicks                        |     | 01:12 | 0-0   | 0-0  | 0 0 0    | 0 0   | 0   | 0  | 0  | 0  | 0      | -4  |   |                     |       |       |
| Team                                  |     |       |       |      |          |       |     |    |    |    |        |     |   |                     |       |       |
| Totals                                |     | 29:58 | 11-22 | 8-12 | 10       | 17    | 27  | 15 | 18 | 77 | 12     | 13  | 3   | 2                   | 5     | -17   |

| Official Basketball Box Score - Final |     |       |       |      |          |        |     |    |    |    |        |     | Game Time: 2:00 PM                                  |                          |       |       |  |
|---------------------------------------|-----|-------|-------|------|----------|--------|-----|----|----|----|--------|-----|---|--------------------------|-------|-------|--|
| Old Dominion at Virginia Tech         |     |       |       |      |          |        |     |    |    |    |        |     | Game Duration: 1:59                                 |                          |       |       |  |
| 11/17/22 TD Arena, Charleston, SC     |     |       |       |      |          |        |     |    |    |    |        |     | Attendance: 2,155                                   |                          |       |       |  |
| 2022-23 Men's Basketball              |     |       |       |      |          |        |     |    |    |    |        |     | Officials: Ted Valentine, Ron Groover, John Hampton |                          |       |       |  |
| Old Dominion - 71                     |     |       |       |      |          |        |     |    |    |    |        |     | Record: 2-2   |                          |       |       |  |
| NO. Name                              | Min | FG    | 3P    | FT   | Rebounds | Fouls  | TP  | AS | TO | ST | Blocks | +/- | Shooting By Period                                  |                          |       |       |  |
| 12 Ben Stanley                        | F   | 28:19 | 4-14  | 0-4  | 0-0      | 2 5 7  | 2 1 | 8  | 0  | 0  | 0      | 0   | 5   | 1 <sup>st</sup> FG%      | 10-35 | 28.6% |  |
| 23 Dericko Williams                   | F   | 25:27 | 1-9   | 0-0  | 2-2      | 5 1 6  | 3 2 | 4  | 1  | 0  | 0      | 3   | 2   | 0                        | 0     | 0     |  |
| 0 Mekhi Long                          | G   | 31:57 | 4-10  | 1-3  | 1-2      | 4 7 11 | 1 2 | 10 | 1  | 1  | 1      | 1   | 2   | 2 <sup>nd</sup> FG%      | 19-36 | 52.8% |  |
| 3 Imo Essien                          | G   | 20:21 | 2-4   | 2-2  | 0-0      | 1 3 4  | 2 1 | 6  | 2  | 1  | 2      | 0   | -5  | 3 <sup>PT</sup> %        | 5-12  | 41.7% |  |
| 11 Tyreek Scott-Grayson               | G   | 31:50 | 3-8   | 1-3  | 1-2      | 0 5 4  | 2 8 | 2  | 3  | 0  | 0      | 0   | -8  | FT%                      | 3-4   | 75%   |  |
| 25 Faizon Fields                      |     | 12:23 | 3-5   | 0-0  | 0-2      | 1 2 3  | 0 2 | 6  | 0  | 1  | 1      | 0   | -6  | GM FG%                   | 29-71 | 40.8% |  |
| 2 Chaunce Jenkins                     |     | 30:57 | 10-15 | 1-3  | 3-4      | 2 4 6  | 1 3 | 24 | 4  | 0  | 1      | 1   | -7  | 3 <sup>PT</sup> %        | 6-19  | 31.6% |  |
| 22 Charles Smith IV                   |     | 16:20 | 2-5   | 1-4  | 0-0      | 1 1 2  | 3 2 | 5  | 0  | 2  | 0      | 0   | -1  | FT%                      | 7-12  | 58.3% |  |
| 10 D'Angelo Stines                    |     | 02:16 | 0-1   | 0-0  | 0-0      | 0 0 0  | 0 0 | 0  | 0  | 0  | 0      | 0   | -2  | Dead Ball Rebounds: 3, 0 |       |       |  |
| Team                                  |     |       |       |      |          |        |     |    |    |    |        |     |   |                          |       |       |  |
| Totals                                |     | 29:71 | 6-19  | 7-12 |          |        |     |    |    |    |        |     |   |                          |       |       |  |

# VIRGINIA TECH MEN'S BASKETBALL

## BOX SCORES

### GAME 5: PENN STATE

| Official Basketball Box Score - Final |              |              |            |          |              |              |           |           |           |          |          |          |           |               | Game Time: 12:00 PM                                  |  |
|---------------------------------------|--------------|--------------|------------|----------|--------------|--------------|-----------|-----------|-----------|----------|----------|----------|-----------|---------------|--|--|
| Penn St. at Virginia Tech             |              |              |            |          |              |              |           |           |           |          |          |          |           |               | Game Duration: 1:49                                  |  |
| 11/18/22 TD Arena, Charleston, SC     |              |              |            |          |              |              |           |           |           |          |          |          |           |               | Attendance: 1,49                                     |  |
| Penn State vs. Virginia Tech          |              |              |            |          |              |              |           |           |           |          |          |          |           |               | Officials: John Higgins, Olandis Poole, John Gaffney |  |
| Penn St. - 59                         |              |              |            |          |              |              |           |           |           |          |          |          |           |               | Record: 4-1 (0-1)                                    |  |
| NO. Name                              | Min          | FG           | 3P         | FT       | Rebounds     | Fouls        | TP        | AS        | TO        | ST       | Blocks   | BS       | BA        | +/-           | Shooting By Period                                   |  |
| 1 Seth Lundy                          | 33:49        | 1-5          | 0-2        | 2-4      | 2 7 9        | 3 3          | 4         | 3         | 0         | 0        | 0        | 0        | 0         | 3             | 1 <sup>st</sup> FG% 11-28 39.3%                      |  |
| 4 Caleb Dorsey                        | 06:03        | 0-1          | 0-1        | 0-0      | 0 1 1        | 0 0          | 0         | 0         | 0         | 0        | 0        | 0        | 0         | -8            | 3 <sup>rd</sup> FT% 5-14 35.7%                       |  |
| 10 Andrew Funk                        | 36:37        | 8-16         | 5-11       | 0-0      | 0 1 1        | 1 0          | 21        | 1         | 1         | 1        | 0        | 0        | 1         | 0             | FT% 2-2 100%   |  |
| 11 Camren Wynter                      | 17:19        | 1-4          | 0-1        | 0-0      | 0 1 1        | 0 0          | 2         | 0         | 4         | 1        | 0        | 0        | 0         | -3            | 2 <sup>nd</sup> FG% 12-28 42.9%                      |  |
| 22 Jalen Pickett                      | 38:57        | 4-10         | 1-2        | 0-0      | 1 6 7        | 3 5          | 9         | 8         | 4         | 3        | 0        | 0        | 0         | 0             | 3 <sup>rd</sup> FT% 6-16 37.5%                       |  |
| 3 Keblba Nije                         | 05:00        | 1-3          | 0-0        | 0-0      | 0 1 1        | 1 1          | 2         | 0         | 0         | 0        | 0        | 0        | 2         | -8            | FT% 0-2 0%   |  |
| 2 Myles Dread                         | 30:02        | 5-11         | 5-11       | 0-0      | 2 2 4        | 2 0          | 15        | 0         | 1         | 1        | 0        | 1        | 3         | 3             | GM FG% 23-56 41.1%                                   |  |
| 23 Dallion Johnson                    | 14:53        | 1-4          | 0-2        | 0-0      | 2 2 2        | 1 2          | 2         | 1         | 1         | 0        | 0        | 0        | 0         | -7            | 3 <sup>rd</sup> FT% 11-30 36.7%                      |  |
| 12 Evan Mahaffey                      | 16:20        | 2-2          | 0-0        | 0-0      | 3 2 5        | 1 1          | 4         | 1         | 2         | 0        | 0        | 0        | 10        | FT% 2-4 50.0% |  |  |
| Team                                  |              |              |            |          | 0 3 3        | 0            | 0         | 0         | 0         | 0        | 0        | 0        | 0         | 0             | Dead Ball Rebounds: 1, 0                             |  |
| <b>Totals</b>                         | <b>23:56</b> | <b>11-30</b> | <b>2-4</b> | <b>8</b> | <b>26 34</b> | <b>12 12</b> | <b>59</b> | <b>15</b> | <b>14</b> | <b>6</b> | <b>0</b> | <b>4</b> | <b>-2</b> |               |  |  |

| Virginia Tech - 61 |              |              |            |          |              |              |           |           |          |          |          |          |          |     | Record: 5-0 (1-0)               |  |
|--------------------|--------------|--------------|------------|----------|--------------|--------------|-----------|-----------|----------|----------|----------|----------|----------|-----|---------------------------------|--|
| NO. Name           | Min          | FG           | 3P         | FT       | Rebounds     | Fouls        | TP        | AS        | TO       | ST       | Blocks   | BS       | BA       | +/- | Shooting By Period              |  |
| 21 Grant Basile    | 26:35        | 7-11         | 1-3        | 2-3      | 0 4 4        | 2 3          | 17        | 3         | 1        | 1        | 3        | 0        | 2        | 3   | 1 <sup>st</sup> FG% 16-36 44.4% |  |
| 25 Justyn Mutts    | 37:55        | 5-12         | 0-1        | 0-2      | 2 10 12      | 2 5          | 10        | 5         | 4        | 1        | 0        | 0        | 3        | 3   | 3 <sup>rd</sup> FT% 3-15 20.0%  |  |
| 0 Hunter Cattoor   | 38:04        | 1-6          | 1-5        | 0-0      | 4 4 4        | 1 1          | 3         | 1         | 0        | 4        | 0        | 0        | 0        | -4  | FT% 2-2 100%                    |  |
| 3 Sean Pedulla     | 37:55        | 5-13         | 0-6        | 0-0      | 1 1 1        | 1 1          | 10        | 3         | 1        | 3        | 0        | 0        | 3        | 3   | 2 <sup>nd</sup> FG% 10-22 45.5% |  |
| 13 Darius Maddox   | 33:11        | 5-8          | 1-2        | 0-0      | 3 2 5        | 1 0          | 11        | 1         | 1        | 0        | 0        | 0        | 4        | 3   | 3 <sup>rd</sup> FT% 4-7 57.1%   |  |
| 2 MJ Collins       | 15:45        | 0-2          | 0-2        | 2-2      | 1 3 4        | 2 1          | 2         | 1         | 0        | 0        | 0        | 0        | 1        | 1   | GM FG% 26-58 44.8%              |  |
| 34 Mylajael Poteat | 07:50        | 2-5          | 0-2        | 0-0      | 1 1 1        | 1 1          | 6         | 0         | 1        | 0        | 1        | 0        | 2        | 1   | 3 <sup>rd</sup> FT% 3-19 15.8%  |  |
| 15 Lynn Kidd       | 02:45        | 1-1          | 0-0        | 0-0      | 0 0 0        | 2 0          | 2         | 0         | 1        | 0        | 0        | 0        | 0        | -1  | FT% 6-9 66.7%                   |  |
| Team               |              |              |            |          | 2 1 3        | 0            | 0         | 0         | 0        | 0        | 0        | 0        | 0        | 0   | Dead Ball Rebounds: 1, 0        |  |
| <b>Totals</b>      | <b>26:58</b> | <b>31-59</b> | <b>6-9</b> | <b>8</b> | <b>26 34</b> | <b>12 12</b> | <b>61</b> | <b>14</b> | <b>9</b> | <b>4</b> | <b>0</b> | <b>2</b> | <b>2</b> |     |                                 |  |

| Technical Fouls: NONE     |  |                          |                            |                       |    |     |     |                          |    |    |  |  |  |  |
|---------------------------|--|--------------------------|----------------------------|-----------------------|----|-----|-----|--------------------------|----|----|--|--|--|--|
| Biggest lead              |  | PSU                      | VPI                        | Points from Turnovers |    | PSU | VPI | Period by Period Scoring |    |    |  |  |  |  |
| 0 (1 <sup>st</sup> 20:00) |  | 16                       | (1 <sup>st</sup> 10:01)    | 9                     | 8  | 1st | 2nd | TOT                      |    |    |  |  |  |  |
| Best Scoring Run          |  | 7 (1 <sup>st</sup> 5:29) | 12 (1 <sup>st</sup> 10:01) | Paint                 | 24 | 40  | 59  |                          |    |    |  |  |  |  |
| Lead Changes              |  | 0                        | 0                          | Second Chance         | 11 | 11  | PSU | 29                       | 30 | 59 |  |  |  |  |
| Times Tied                |  | 0                        | 0                          | Fast Breaks           | 12 | 2   | VPI | 37                       | 24 | 61 |  |  |  |  |
| Time with Lead            |  | 00:00                    | 39:48                      | Bench                 | 23 | 10  |     |                          |    |    |  |  |  |  |

### GAME 6: COLLEGE OF CHARLESTON

| Official Basketball Box Score - Final  |              |             |            |          |              |              |           |           |           |          |          |          |           |     | Game Time: 3:30 PM                                     |  |
|--|--------------|-------------|------------|----------|--------------|--------------|-----------|-----------|-----------|----------|----------|----------|-----------|-----|--|--|
| Virginia Tech at Col. of Charleston    |              |             |            |          |              |              |           |           |           |          |          |          |           |     | Game Duration: 1:54                                    |  |
| 11/20/22 TD Arena, Charleston, SC      |              |             |            |          |              |              |           |           |           |          |          |          |           |     | Attendance: 5,100                                      |  |
| Virginia Tech at College of Charleston |              |             |            |          |              |              |           |           |           |          |          |          |           |     | Officials: John Higgins, Jeffery Anderson, Ron Groover |  |
| Virginia Tech - 75                     |              |             |            |          |              |              |           |           |           |          |          |          |           |     | Record: 5-1  |  |
| NO. Name                               | Min          | FG          | 3P         | FT       | Rebounds     | Fouls        | TP        | AS        | TO        | ST       | Blocks   | BS       | BA        | +/- | Shooting By Period                                     |  |
| 21 Grant Basile                        | 29:58        | 5-12        | 2-7        | 0-0      | 1 4 5        | 0 2          | 12        | 4         | 3         | 0        | 1        | 1        | 9         | 9   | 1 <sup>st</sup> FG% 14-35 40.0%                        |  |
| 25 Justyn Mutts                        | 38:40        | 8-11        | 0-1        | 0-0      | 2 7 9        | 0 3          | 16        | 2         | 1         | 2        | 0        | 1        | 0         | 0   | 3 <sup>rd</sup> FT% 2-14 14.3%                         |  |
| 0 Hunter Cattoor                       | 38:07        | 7-13        | 3-7        | 0-2      | 0 5 5        | 1 3          | 17        | 1         | 2         | 2        | 0        | 0        | 0         | -3  | FT% 0-2 0%   |  |
| 3 Sean Pedulla                         | 33:14        | 7-15        | 1-5        | 2-2      | 0 3 3        | 3 3          | 17        | 3         | 4         | 2        | 0        | 1        | 7         | 7   | 2 <sup>nd</sup> FG% 19-31 61.3%                        |  |
| 13 Darius Maddox                       | 22:15        | 4-9         | 0-4        | 0-0      | 1 1 2        | 4 0          | 8         | 0         | 1         | 1        | 0        | 0        | 0         | -1  | 3 <sup>rd</sup> FT% 4-13 30.8%                         |  |
| 34 Mylajael Poteat                     | 08:59        | 0-0         | 0-0        | 0-0      | 0 0 0        | 3 1          | 0         | 0         | 0         | 0        | 0        | 0        | 0         | -8  | GM FG% 33-66 50.0%                                     |  |
| 2 MJ Collins                           | 25:04        | 2-6         | 0-3        | 1-1      | 1 3 4        | 3 2          | 5         | 2         | 1         | 0        | 0        | 0        | 0         | -7  | 3 <sup>rd</sup> FT% 6-27 22.2%                         |  |
| 11 John Camden                         | 01:03        | 0-0         | 0-0        | 0-0      | 0 0 0        | 0 0          | 0         | 0         | 0         | 0        | 0        | 0        | 0         | -2  | FT% 3-5 60.0%  |  |
| 15 Lynn Kidd                           | 03:00        | 0-0         | 0-0        | 0-0      | 0 1 1        | 1 0          | 0         | 0         | 1         | 0        | 0        | 0        | 0         | -5  | Dead Ball Rebounds: 0, 0                               |  |
| Team                                   |              |             |            |          | 3 1 4        | 0            | 0         | 0         | 0         | 0        | 0        | 0        | 0         | 0   |  |  |
| <b>Totals</b>                          | <b>33:66</b> | <b>6-27</b> | <b>3-5</b> | <b>8</b> | <b>25 33</b> | <b>16 14</b> | <b>75</b> | <b>12</b> | <b>13</b> | <b>7</b> | <b>1</b> | <b>3</b> | <b>-2</b> |     |  |  |

| Col. of Charleston - 77 |              |             |             |          |              |              |           |           |           |          |          |          |          |                                | Record: 5-1                     |  |
|-------------------------|--------------|-------------|-------------|----------|--------------|--------------|-----------|-----------|-----------|----------|----------|----------|----------|--------------------------------|---------------------------------|--|
| NO. Name                | Min          | FG          | 3P          | FT       | Rebounds     | Fouls        | TP        | AS        | TO        | ST       | Blocks   | BS       | BA       | +/-                            | Shooting By Period              |  |
| 35 Babacar Faye         | 20:54        | 3-5         | 0-1         | 2-4      | 2 6 8        | 1 2          | 8         | 0         | 2         | 0        | 1        | 0        | 3        | 3                              | 1 <sup>st</sup> FG% 13-27 48.1% |  |
| 2 Reyne Smith           | 20:43        | 3-7         | 2-6         | 2-2      | 0 1 1        | 1 5          | 10        | 1         | 0         | 0        | 0        | 0        | 9        | 9                              | 3 <sup>rd</sup> FT% 9-13 23.1%  |  |
| 3 Dalton Bolon          | 21:00        | 1-6         | 0-3         | 4-4      | 1 2 3        | 1 2          | 6         | 1         | 2         | 2        | 0        | 0        | 0        | -3                             | FT% 6-8 75%                     |  |
| 11 Ryan Larson          | 31:58        | 5-9         | 2-3         | 0-0      | 1 1 2        | 3 0          | 12        | 3         | 1         | 0        | 0        | 0        | 2        | 2                              | 2 <sup>nd</sup> FG% 17-32 53.1% |  |
| 21 Jaylon Scott         | 24:39        | 0-2         | 0-1         | 1-2      | 1 3 4        | 2 2          | 1         | 1         | 3         | 1        | 2        | 0        | -13      | 3 <sup>rd</sup> FT% 5-10 50.0% |                                 |  |
| 5 Raekwon Horton        | 24:26        | 1-3         | 0-2         | 0-0      | 0 2 2        | 3 2          | 2         | 1         | 1         | 1        | 0        | 0        | 7        | 7                              | FT% 3-4 75%                     |  |
| 15 Pat Robinson III     | 20:51        | 7-9         | 0-1         | 0-0      | 3 3 3        | 0 1          | 14        | 3         | 0         | 0        | 0        | 0        | 2        | 2                              | GM FG% 30-59 50.8%              |  |
| 25 Ben Burnham          | 13:07        | 4-5         | 1-2         | 0-0      | 0 2 2        | 0 0          | 9         | 0         | 0         | 0        | 0        | 0        | 0        | -2                             | 3 <sup>rd</sup> FT% 8-23 34.8%  |  |
| 42 Charles Lampton      | 02:26        | 0-0         | 0-0         | 0-0      | 0 0 0        | 1 0          | 0         | 0         | 2         | 1        | 0        | 0        | 0        | 0                              | FT% 9-12 75.0%                  |  |
| 10 Arite Brizovic       | 19:56        | 6-13        | 3-4         | 0-0      | 0 5 5        | 2 1          | 15        | 1         | 1         | 3        | 0        | 1        | 2        | 2                              | Dead Ball Rebounds: 1, 0        |  |
| Team                    |              |             |             |          | 1 2 3        | 0            | 0         | 0         | 0         | 0        | 0        | 0        | 0        | 0                              |                                 |  |
| <b>Totals</b>           | <b>30:59</b> | <b>6-23</b> | <b>9-12</b> | <b>6</b> | <b>27 33</b> | <b>14 15</b> | <b>77</b> | <b>11</b> | <b>14</b> | <b>9</b> | <b>3</b> | <b>1</b> | <b>2</b> |                                |                                 |  |

| Technical Fouls: NONE    |  |                            |                           |                       |    |     |     |                          |    |    |  |  |  |  |
|--------------------------|--|----------------------------|---------------------------|-----------------------|----|-----|-----|--------------------------|----|----|--|--|--|--|
| Biggest lead             |  | VPI                        | COC                       | Points from Turnovers |    | VPI | COC | Period by Period Scoring |    |    |  |  |  |  |
| 8 (2 <sup>nd</sup> 8:17) |  | 13                         | (1 <sup>st</sup> 8:41)    | 15                    | 14 | 1st | 2nd | TOT                      |    |    |  |  |  |  |
| Best Scoring Run         |  | 11 (2 <sup>nd</sup> 14:23) | 11 (1 <sup>st</sup> 8:41) | Paint                 | 44 | 36  | 80  |                          |    |    |  |  |  |  |
| Lead Changes             |  | 5                          | 5                         | Second Chance         | 9  | 8   | VPI | 30                       | 45 | 75 |  |  |  |  |
| Times Tied               |  | 5                          | 5                         | Fast Breaks           | 7  | 3   | COC | 35                       | 42 | 77 |  |  |  |  |
| Time with Lead           |  | 19:06                      | 18:25                     | Bench                 | 5  | 40  |     |                          |    |    |  |  |  |  |

### GAME 7: CHARLESTON SOUTHERN

| Official Basketball Box Score - Final      |              |             |            |           |              |              |           |           |           |          |          |          |           |               | Game Time: 8:00 PM                                  |  |
|--|--------------|-------------|------------|-----------|--------------|--------------|-----------|-----------|-----------|----------|----------|----------|-----------|---------------|---|--|
| Charleston Southern at Virginia Tech       |              |             |            |           |              |              |           |           |           |          |          |          |           |               | Game Duration: 1:58                                 |  |
| 11/25/22 Cassell Coliseum, Blacksburg, Va. |              |             |            |           |              |              |           |           |           |          |          |          |           |               | Attendance: 8,525                                   |  |
| 2022-23 Men's Basketball                   |              |             |            |           |              |              |           |           |           |          |          |          |           |               | Officials: Ted Valentine, Tony Henderson, Tim Comer |  |
| Charleston Southern - 64                   |              |             |            |           |              |              |           |           |           |          |          |          |           |               | Record: 2-3   |  |
| NO. Name                                   | Min          | FG          | 3P         | FT        | Rebounds     | Fouls        | TP        | AS        | TO        | ST       | Blocks   | BS       | BA        | +/-           | Shooting By Period                                  |  |
| 1 Kalib Clinton                            | 14:23        | 1-4         | 0-0        | 1-2       | 2 1 3        | 4 2          | 3         | 0         | 0         | 1        | 0        | 0        | 0         | -17           | 1 <sup>st</sup> FG% 12-28 42.9%                     |  |
| 14 Taje Kelly                              | 29:02        | 7-13        | 0-0        | 2-4       | 3 6 9        | 1 4          | 16        | 1         | 3         | 1        | 0        | 0        | 3         | 1             | 3 <sup>rd</sup> FT% 6-13 46.2%                      |  |
| 4 Tyreer Bryan                             | 32:34        | 4-6         | 3-3        | 0-0       | 0 1 1        | 1 1          | 11        | 3         | 1         | 0        | 0        | 0        | 2         | 2             | FT% 3-4 75%   |  |
| 13 Tahlik Chavez                           | 35:29        | 4-10        | 4-9        | 0-0       | 0 3 3        | 0 1          | 12        | 1         | 0         | 0        | 0        | 0        | -1        | 0             | 2 <sup>nd</sup> FG% 14-32 43.8%                     |  |
| 22 RJ Johnson                              | 14:51        | 0-4         | 0-1        | 0-0       | 0 0 0        | 0 0          | 0         | 1         | 2         | 0        | 0        | 0        | -8        | FT% 2-9 22.2% |   |  |
| 12 Claudell Harris Jr.                     | 29:30        | 8-16        | 0-7        | 1-2       | 0 7 7        | 1 2          | 17        | 4         | 2         | 0        | 0        | 0        | -1        | 1             | GM FG% 26-60 43.3%                                  |  |
| 24 Reginald Duhart Jr.                     | 14:15        | 0-2         | 0-0        | 0-0       | 2 0 2        | 2 0          | 0         | 2         | 0         | 2        | 1        | 2        | 2         | 2             | 3 <sup>rd</sup> FT% 8-22 36.4%                      |  |
| 21 Imajae Dodd                             | 10:58        | 1-3         | 0-0        | 0-0       | 1 2 3        | 2 1          | 2         | 0         | 1         | 0        | 0        | 0        | -6        | FT% 4-8 50.0% |   |  |
| 55 Tres Berry                              | 18:48        | 1-2         | 1-2        | 0-0       | 0 1 1        | 3 0          | 3         | 0         | 0         | 0        | 0        | 0        | 3         | 3             | Dead Ball Rebounds: 0, 0                            |  |
| Team                                       |              |             |            |           | 6 3 9        | 0            | 0         | 0         | 0         | 0        | 0        | 0        | 0         | 0             |   |  |
| <b>Totals</b>                              | <b>26:60</b> | <b>8-22</b> | <b>4-8</b> | <b>14</b> | <b>24 38</b> | <b>14 11</b> | <b>64</b> | <b>12</b> | <b>10</b> | <b>2</b> | <b>2</b> | <b>4</b> | <b>-5</b> |               |   |  |

| Virginia Tech - 69 |       |      |     |     |          |       |    |    |    |    |        |    |    |     | Record: 6-1                     |  |
|--------------------|-------|------|-----|-----|----------|-------|----|----|----|----|--------|----|----|-----|---------------------------------|--|
| NO. Name           | Min   | FG   | 3P  | FT  | Rebounds | Fouls | TP | AS | TO | ST | Blocks | BS | BA | +/- | Shooting By Period              |  |
| 21 Grant Basile    | 24:15 | 2-6  | 2-6 | 0-0 | 0 2 2    | 0 0   | 6  | 1  | 2  | 0  | 2      | 0  | 0  | -8  | 1 <sup>st</sup> FG% 15-30 50.0% |  |
| 25 Justyn Mutts    | 35:46 | 6-11 | 0-2 | 5-7 | 3 6 9    | 3 6   | 17 | 5  | 1  | 1  | 1      | 1  |    |     |                                 |  |

# VIRGINIA TECH MEN'S BASKETBALL

## BOX SCORES

### GAME 9: NORTH CAROLINA

| North Carolina at Virginia Tech                           |       |       |      |       |           |       |    |    |    |    |        |    |   |   |   |   |     |
|---|-------|-------|------|-------|-----------|-------|----|----|----|----|--------|----|---|---|---|---|-----|
| Official Basketball Box Score - Final                     |       |       |      |       |           |       |    |    |    |    |        |    |   |   |   |   |     |
| 12/04/22 Cassell Coliseum, Blacksburg, Va.                |       |       |      |       |           |       |    |    |    |    |        |    |   |   |   |   |     |
| 2022-23 Men's Basketball                                  |       |       |      |       |           |       |    |    |    |    |        |    |   |   |   |   |     |
| Game Time: 3:00 PM  |       |       |      |       |           |       |    |    |    |    |        |    |   |   |   |   |     |
| Game Duration: 2:03                                       |       |       |      |       |           |       |    |    |    |    |        |    |   |   |   |   |     |
| Attendance: 8,955   |       |       |      |       |           |       |    |    |    |    |        |    |   |   |   |   |     |
| Officials: Ted Valentine, Doug Simons, Clarence Armstrong |       |       |      |       |           |       |    |    |    |    |        |    |   |   |   |   |     |
| North Carolina - 72                                       |       |       |      |       |           |       |    |    |    |    |        |    |   |   |   |   |     |
| Record: 5-4 (0-1)   |       |       |      |       |           |       |    |    |    |    |        |    |   |   |   |   |     |
| NO. Name  | Min   | FG    | 3P   | FT    | Rebounds  | Fouls | TP | AS | TO | ST | Blocks | +/ |   |   |   |   |     |
|   |       | M-A   | M-A  | M-A   | OR DR TOT | PF    | FD |    |    |    | BS BA  |    |   |   |   |   |     |
| 32 Pete Nance   | F     | 36:18 | 6-13 | 1-3   | 5-6       | 1     | 9  | 10 | 2  | 4  | 18     | 0  | 4 | 0 | 0 | 0 | -3  |
| 1 Leaky Black   | G     | 24:43 | 1-3  | 0-1   | 0-0       | 0     | 1  | 1  | 3  | 2  | 1      | 0  | 0 | 0 | 2 | 0 | -14 |
| 2 Caleb Love  | G     | 31:27 | 5-10 | 2-5   | 6-9       | 0     | 3  | 3  | 6  | 18 | 2      | 3  | 1 | 1 | 0 | 0 | -1  |
| 4 RJ Davis  | G     | 35:28 | 6-11 | 0-4   | 6-7       | 0     | 4  | 4  | 4  | 6  | 18     | 1  | 2 | 2 | 1 | 0 | -3  |
| 14 Puff Johnson   | G     | 12:16 | 0-2  | 0-1   | 0-0       | 0     | 0  | 0  | 1  | 0  | 0      | 0  | 0 | 0 | 1 | 0 | -8  |
| 10 Seth Trimble   | 22:48 | 3-3   | 0-0  | 0-0   | 1         | 2     | 3  | 1  | 1  | 6  | 1      | 0  | 1 | 1 | 0 | 0 | -4  |
| 24 Tyler Nickel   | 25:00 | 3-5   | 0-1  | 2-3   | 1         | 1     | 2  | 1  | 2  | 8  | 1      | 0  | 0 | 0 | 0 | 0 | 1   |
| 3 Dontrez Styles  | 08:18 | 0-3   | 0-2  | 0-0   | 1         | 2     | 1  | 1  | 0  | 0  | 0      | 0  | 1 | 0 | 0 | 0 | -3  |
| 22 Justin McKay   | 02:20 | 0-1   | 0-0  | 2-2   | 0         | 0     | 0  | 0  | 1  | 2  | 0      | 0  | 0 | 0 | 0 | 0 | -4  |
| 21 Will Shaver  | 01:22 | 0-0   | 0-0  | 0-0   | 0         | 0     | 0  | 1  | 0  | 0  | 0      | 0  | 0 | 0 | 0 | 0 | -1  |
| Team  |       |       |      |       |           |       |    |    |    |    |        |    |   |   |   |   |     |
| Totals  |       | 24-51 | 3-17 | 21-27 | 4         | 21    | 25 | 17 | 21 | 72 | 6      | 10 | 5 | 5 | 0 | 0 | -8  |
| Shooting By Period  |       |       |      |       |           |       |    |    |    |    |        |    |   |   |   |   |     |
| 1st   | 2nd   | 3rd   | 4th  | OT    |           |       |    |    |    |    |        |    |   |   |   |   |     |
| FG%   | 9-23  | 39.1% |      |       |           |       |    |    |    |    |        |    |   |   |   |   |     |
| 3PT%  | 1-9   | 11.1% |      |       |           |       |    |    |    |    |        |    |   |   |   |   |     |
| FT%   | 8-12  | 66.7% |      |       |           |       |    |    |    |    |        |    |   |   |   |   |     |
| 2nd FG%   | 15-28 | 53.6% |      |       |           |       |    |    |    |    |        |    |   |   |   |   |     |
| 3PT%  | 2-8   | 25.0% |      |       |           |       |    |    |    |    |        |    |   |   |   |   |     |
| FT%   | 13-15 | 86.7% |      |       |           |       |    |    |    |    |        |    |   |   |   |   |     |
| GM FG%  | 24-51 | 47.1% |      |       |           |       |    |    |    |    |        |    |   |   |   |   |     |
| 3PT%  | 3-17  | 17.6% |      |       |           |       |    |    |    |    |        |    |   |   |   |   |     |
| FT%   | 21-27 | 77.8% |      |       |           |       |    |    |    |    |        |    |   |   |   |   |     |

| Virginia Tech - 80 |       |       |       |       |           |       |    |    |    |    |        |    |   |   |   |   |    |
|--------------------|-------|-------|-------|-------|-----------|-------|----|----|----|----|--------|----|---|---|---|---|----|
| Record: 8-1 (1-0)  |       |       |       |       |           |       |    |    |    |    |        |    |   |   |   |   |    |
| NO. Name           | Min   | FG    | 3P    | FT    | Rebounds  | Fouls | TP | AS | TO | ST | Blocks | +/ |   |   |   |   |    |
|                    |       | M-A   | M-A   | M-A   | OR DR TOT | PF    | FD |    |    |    | BS BA  |    |   |   |   |   |    |
| 21 Grant Basile    | F     | 29:24 | 4-9   | 1-3   | 3-4       | 0     | 4  | 4  | 2  | 4  | 12     | 4  | 1 | 2 | 0 | 0 | 2  |
| 25 Justyn Mutts    | F     | 38:13 | 12-16 | 1-1   | 2-2       | 2     | 9  | 11 | 2  | 5  | 27     | 4  | 5 | 1 | 0 | 0 | 10 |
| 0 Hunter Cattoor   | G     | 29:12 | 5-7   | 3-4   | 0-1       | 0     | 3  | 3  | 3  | 2  | 13     | 1  | 0 | 0 | 0 | 1 | 7  |
| 3 Sean Pedulla     | G     | 35:16 | 5-14  | 1-5   | 3-4       | 0     | 4  | 4  | 4  | 2  | 14     | 4  | 2 | 0 | 0 | 1 | 5  |
| 13 Darius Maddox   | G     | 36:34 | 1-6   | 0-2   | 0-0       | 0     | 4  | 4  | 1  | 2  | 2      | 1  | 1 | 0 | 1 | 0 | 1  |
| 2 MJ Collins       | 21:03 | 2-7   | 1-4   | 3-4   | 5         | 3     | 8  | 3  | 2  | 8  | 1      | 0  | 0 | 0 | 0 | 2 | 3  |
| 34 Mylajael Poteat | 04:18 | 0-0   | 0-0   | 0-0   | 1         | 1     | 2  | 0  | 0  | 0  | 0      | 0  | 0 | 0 | 0 | 0 | -1 |
| 15 Lynn Kidd       | 06:00 | 2-2   | 0-0   | 0-0   | 1         | 0     | 1  | 1  | 4  | 0  | 0      | 0  | 0 | 0 | 0 | 0 | 4  |
| Team               |       |       |       |       |           |       |    |    |    |    |        |    |   |   |   |   |    |
| Totals             |       | 31-61 | 7-19  | 11-15 | 10        | 29    | 39 | 21 | 17 | 80 | 16     | 10 | 4 | 0 | 5 | 8 |    |
| Shooting By Period |       |       |       |       |           |       |    |    |    |    |        |    |   |   |   |   |    |
| 1st                | 2nd   | 3rd   | 4th   | OT    |           |       |    |    |    |    |        |    |   |   |   |   |    |
| FG%                | 16-31 | 51.6% |       |       |           |       |    |    |    |    |        |    |   |   |   |   |    |
| 3PT%               | 3-6   | 50.0% |       |       |           |       |    |    |    |    |        |    |   |   |   |   |    |
| FT%                | 2-5   | 40%   |       |       |           |       |    |    |    |    |        |    |   |   |   |   |    |
| 2nd FG%            | 15-30 | 50.0% |       |       |           |       |    |    |    |    |        |    |   |   |   |   |    |
| 3PT%               | 4-13  | 30.8% |       |       |           |       |    |    |    |    |        |    |   |   |   |   |    |
| FT%                | 9-10  | 90%   |       |       |           |       |    |    |    |    |        |    |   |   |   |   |    |
| GM FG%             | 31-61 | 50.8% |       |       |           |       |    |    |    |    |        |    |   |   |   |   |    |
| 3PT%               | 7-19  | 36.8% |       |       |           |       |    |    |    |    |        |    |   |   |   |   |    |
| FT%                | 11-15 | 73.3% |       |       |           |       |    |    |    |    |        |    |   |   |   |   |    |

| Heels            |                           | Hokies                     |  |
|------------------|---------------------------|----------------------------|--|
| Biggest lead     | 3 (1 <sup>st</sup> 18:42) | 18 (2 <sup>nd</sup> 13:19) |  |
| Best Scoring Run | 8 (2 <sup>nd</sup> 6:56)  | 8 (1 <sup>st</sup> 14:12)  |  |
| Lead Changes     | 1                         |                            |  |
| Times Tied       | 1                         |                            |  |
| Time with Lead   | 01:26                     | 36:50                      |  |

| Points from   |    | Heels |  | Hokies |  |
|---------------|----|-------|--|--------|--|
| Turnovers     | 14 | 10    |  |        |  |
| Paint         | 32 | 42    |  |        |  |
| Second Chance | 4  | 8     |  |        |  |
| Fast Breaks   | 12 | 10    |  |        |  |
| Bench         | 16 | 12    |  |        |  |

| Period by Period Scoring |     |     |     |
|--------------------------|-----|-----|-----|
|                          | 1st | 2nd | TOT |
| Heels                    | 27  | 45  | 72  |
| Hokies                   | 37  | 43  | 80  |

| Flyers           |                           | Hokies                    |  |
|------------------|---------------------------|---------------------------|--|
| Biggest lead     | 6 (1 <sup>st</sup> 15:18) | 28 (2 <sup>nd</sup> 0:20) |  |
| Best Scoring Run | 5 (2 <sup>nd</sup> 18:27) | 16 (1 <sup>st</sup> 0:49) |  |
| Lead Changes     | 13                        | 7                         |  |
| Times Tied       | 1                         |                           |  |
| Time with Lead   | 04:56                     | 33:05                     |  |

| Points from   |    | Flyers |  | Hokies |  |
|---------------|----|--------|--|--------|--|
| Turnovers     | 5  | 10     |  |        |  |
| Paint         | 30 | 36     |  |        |  |
| Second Chance | 13 | 7      |  |        |  |
| Fast Breaks   | 3  | 2      |  |        |  |
| Bench         | 11 | 14     |  |        |  |

| Period by Period Scoring |     |     |     |
|--------------------------|-----|-----|-----|
|                          | 1st | 2nd | TOT |
| Flyers                   | 21  | 28  | 49  |
| Hokies                   | 42  | 35  | 77  |

### GAME 11: OKLAHOMA STATE

| Oklahoma St. at Virginia Tech                     |       |       |      |       |           |       |    |    |    |    |        |    |   |   |   |    |    |
|---|-------|-------|------|-------|-----------|-------|----|----|----|----|--------|----|---|---|---|----|----|
| Official Basketball Box Score - Final             |       |       |      |       |           |       |    |    |    |    |        |    |   |   |   |    |    |
| 12/11/22 Barclays Center, Brooklyn, NY            |       |       |      |       |           |       |    |    |    |    |        |    |   |   |   |    |    |
| 2022 Basketball Hall of Fame Invitational         |       |       |      |       |           |       |    |    |    |    |        |    |   |   |   |    |    |
| Game Time: 2:00 PM                                |       |       |      |       |           |       |    |    |    |    |        |    |   |   |   |    |    |
| Game Duration: 2:05                               |       |       |      |       |           |       |    |    |    |    |        |    |   |   |   |    |    |
| Attendance:                                       |       |       |      |       |           |       |    |    |    |    |        |    |   |   |   |    |    |
| Officials: Kipp Kissinger, Bert Smith, Bart Lenox |       |       |      |       |           |       |    |    |    |    |        |    |   |   |   |    |    |
| Oklahoma St. - 65                                 |       |       |      |       |           |       |    |    |    |    |        |    |   |   |   |    |    |
| Record: 6-4                                       |       |       |      |       |           |       |    |    |    |    |        |    |   |   |   |    |    |
| NO. Name  | Min   | FG    | 3P   | FT    | Rebounds  | Fouls | TP | AS | TO | ST | Blocks | +/ |   |   |   |    |    |
|   |       | M-A   | M-A  | M-A   | OR DR TOT | PF    | FD |    |    |    | BS BA  |    |   |   |   |    |    |
| 22 Kalib Boone                                    | F     | 27:13 | 6-10 | 0-0   | 3-4       | 3     | 4  | 7  | 3  | 4  | 15     | 0  | 2 | 1 | 4 | 1  | -3 |
| 33 Moussa Cisse                                   | C     | 29:30 | 3-5  | 0-0   | 6-9       | 1     | 6  | 7  | 4  | 5  | 12     | 1  | 2 | 0 | 1 | 0  | 1  |
| 0 Avery Anderson, III                             | G     | 28:24 | 5-9  | 3-5   | 2-2       | 0     | 2  | 2  | 2  | 3  | 15     | 4  | 5 | 3 | 1 | 0  | -4 |
| 1 Bryce Thompson                                  | G     | 28:10 | 2-9  | 0-4   | 0-0       | 0     | 1  | 1  | 4  | 0  | 4      | 4  | 4 | 0 | 0 | 1  | 4  |
| 51 John-Michael Wright                            | G     | 29:26 | 1-5  | 1-4   | 0-0       | 3     | 6  | 2  | 3  | 3  | 0      | 1  | 0 | 1 | 0 | 0  | 0  |
| 5 Caleb Asberry                                   | G     | 24:43 | 2-8  | 2-8   | 2-2       | 0     | 3  | 3  | 2  | 8  | 2      | 1  | 0 | 0 | 0 | 0  | 13 |
| 23 Tyreek Smith                                   | 15:41 | 1-4   | 0-0  | 0-0   | 1         | 2     | 3  | 1  | 2  | 0  | 0      | 0  | 1 | 0 | 0 | 0  | -3 |
| 2 Chris Harris Jr.                                | 09:48 | 1-2   | 0-1  | 0-0   | 1         | 3     | 4  | 2  | 1  | 2  | 0      | 0  | 1 | 0 | 0 | 0  | -4 |
| 13 Quion Williams                                 | 02:16 | 0-0   | 0-0  | 0-0   | 1         | 1     | 1  | 0  | 0  | 0  | 0      | 0  | 0 | 0 | 0 | 0  | -1 |
| 4 Woody Newton                                    | 05:49 | 1-3   | 1-2  | 1-2   | 1         | 2     | 3  | 0  | 0  | 4  | 0      | 2  | 0 | 0 | 0 | 0  | -2 |
| Team  |       |       |      |       |           |       |    |    |    |    |        |    |   |   |   |    |    |
| Totals  |       | 22-55 | 7-24 | 14-19 | 11        | 27    | 38 | 21 | 18 | 65 | 14     | 17 | 6 | 7 | 3 | -5 |    |
| Shooting By Period                                |       |       |      |       |           |       |    |    |    |    |        |    |   |   |   |    |    |
| 1st   | 2nd   | 3rd   | 4th  | OT    |           |       |    |    |    |    |        |    |   |   |   |    |    |
| FG%   | 11-29 | 37.9% |      |       |           |       |    |    |    |    |        |    |   |   |   |    |    |
| 3PT%  | 3-12  | 25.0% |      |       |           |       |    |    |    |    |        |    |   |   |   |    |    |
| FT%   | 0-0   | 0%    |      |       |           |       |    |    |    |    |        |    |   |   |   |    |    |
| 2nd FG%   | 11-26 | 42.3% |      |       |           |       |    |    |    |    |        |    |   |   |   |    |    |
| 3PT%  | 4-12  | 33.3% |      |       |           |       |    |    |    |    |        |    |   |   |   |    |    |
| FT%   | 14-19 | 73.7% |      |       |           |       |    |    |    |    |        |    |   |   |   |    |    |
| 3PT%  | 7-24  | 29.2% |      |       |           |       |    |    |    |    |        |    |   |   |   |    |    |
| FT%   | 14-19 | 73.7% |      |       |           |       |    |    |    |    |        |    |   |   |   |    |    |

| Virginia Tech - 70 |       |       |      |       |           |       |    |    |    |    |        |    |    |   |   |   |    |
|--------------------|-------|-------|------|-------|-----------|-------|----|----|----|----|--------|----|----|---|---|---|----|
| Record: 10-1       |       |       |      |       |           |       |    |    |    |    |        |    |    |   |   |   |    |
| NO. Name           | Min   | FG    | 3P   | FT    | Rebounds  | Fouls | TP | AS | TO | ST | Blocks | +/ |    |   |   |   |    |
|                    |       | M-A   | M-A  | M-A   | OR DR TOT | PF    | FD |    |    |    | BS BA  |    |    |   |   |   |    |
| 21 Grant Basile    | F     | 27:45 | 4-12 | 2-5   | 3-5       | 1     | 4  | 5  | 3  | 4  | 13     | 2  | 0  | 1 | 2 | 1 | 5  |
| 25 Justyn Mutts    | F     | 26:06 | 5-8  | 2-3   | 1-2       | 1     | 3  | 4  | 2  | 13 | 4      | 6  | 0  | 1 | 0 | 0 | -2 |
| 0 Hunter Cattoor   | G     | 35:05 | 1-5  | 0-3   | 7-8       | 0     | 6  | 6  | 1  | 6  | 9      | 1  | 1  | 3 | 0 | 0 | 1  |
| 3 Sean Pedulla     | G     | 39:05 | 6-16 | 2-4   | 2-3       | 1     | 4  | 5  | 3  | 6  | 16     | 4  | 1  | 0 | 1 | 0 | 3  |
| 13 Darius Maddox   | G     | 32:48 | 3-9  | 1-3   | 0-0       | 3     | 0  | 3  | 2  | 7  | 0      | 2  | 0  | 0 | 1 | 1 | 5  |
| 34 Mylajael Poteat | 15:21 | 1-2   | 0-0  | 6-6   | 2         | 4     | 6  | 3  | 3  | 8  | 1      | 0  | 0  | 0 | 0 | 0 | 4  |
| 2 MJ Collins       | 13:47 | 1-3   | 0-2  | 0-0   | 0         | 1     | 1  | 0  | 0  | 2  | 0      | 0  | 0  | 0 | 0 | 0 | 4  |
| 15 Lynn Kidd       | 10:03 | 1-2   | 0-0  | 0-0   | 1         | 1     | 2  | 2  | 0  | 2  | 0      | 0  | 0  | 0 | 1 | 1 | 3  |
| Team               |       |       |      |       |           |       |    |    |    |    |        |    |    |   |   |   |    |
| Totals             |       | 22-57 | 7-20 | 19-24 | 11        | 26    | 37 | 18 | 21 | 70 | 12     | 10 | 11 | 3 | 7 | 5 |    |
| Shooting By Period |       |       |      |       |           |       |    |    |    |    |        |    |    |   |   |   |    |
| 1st                | 2nd   | 3rd   | 4th  | OT    |           |       |    |    |    |    |        |    |    |   |   |   |    |
| FG%                | 13-31 | 41.9% |      |       |           |       |    |    |    |    |        |    |    |   |   |   |    |
| 3PT%               | 4-14  | 28.6% |      |       |           |       |    |    |    |    |        |    |    |   |   |   |    |
| FT%                | 4-5   | 80%   |      |       |           |       |    |    |    |    |        |    |    |   |   |   |    |
| 2nd FG%            | 9-26  | 34.6% |      |       |           |       |    |    |    |    |        |    |    |   |   |   |    |
| 3PT%               | 3-6   | 50.0% |      |       |           |       |    |    |    |    |        |    |    |   |   |   |    |
| FT%                | 15-19 | 78.9% |      |       |           |       |    |    |    |    |        |    |    |   |   |   |    |
| GM FG%             | 22-57 | 38.6% |      |       |           |       |    |    |    |    |        |    |    |   |   |   |    |
| 3PT%               | 7-20  | 35.0% |      |       |           |       |    |    |    |    |        |    |    |   |   |   |    |
| FT%                | 19-24 | 79.2% |      |       |           |       |    |    |    |    |        |    |    |   |   |   |    |

| OSU              |                           | VT                        |  |
|------------------|---------------------------|---------------------------|--|
| Biggest lead     | 5 (2 <sup>nd</sup> 11:25) | 12 (1 <sup>st</sup> 7:18) |  |
| Best Scoring Run | 8 (1 <sup>st</sup> 4:40)  | 9 (1 <sup>st</sup> 7:18)  |  |
| Lead Changes     | 3                         |                           |  |
| Times Tied       | 8                         |                           |  |
| Time with Lead   | 08:52                     | 26:46                     |  |

| Points from   |    | OSU |  | VT |  |
|---------------|----|-----|--|----|--|
| Turnovers     | 14 | 19  |  |    |  |
| Paint         | 28 | 24  |  |    |  |
| Second Chance | 11 | 10  |  |    |  |
| Fast Breaks   | 8  | 7   |  |    |  |
| Bench         | 16 | 12  |  |    |  |

| Period by Period Scoring |     |     |     |
|--------------------------|-----|-----|-----|
|                          | 1st | 2nd | TOT |
| OSU                      | 25  | 40  | 65  |
| VT                       | 34  | 36  | 70  |

Game Notes: 2022 Basketball Hall of Fame Invitational Game 2 MVP: Sean Pedulla (Virginia Tech)

### GAME 10: DAYTON

| Dayton at Virginia Tech                         |     |       |      |     |           |       |    |    |    |    |        |    |   |   |   |   |     |
|---|-----|-------|------|-----|-----------|-------|----|----|----|----|--------|----|---|---|---|---|-----|
| Official Basketball Box Score - Final           |     |       |      |     |           |       |    |    |    |    |        |    |   |   |   |   |     |
| 12/07/22 Cassell Coliseum, Blacksburg, Va.      |     |       |      |     |           |       |    |    |    |    |        |    |   |   |   |   |     |
| 2022-23 Men's Basketball                        |     |       |      |     |           |       |    |    |    |    |        |    |   |   |   |   |     |
| Game Time: 8:00 PM                              |     |       |      |     |           |       |    |    |    |    |        |    |   |   |   |   |     |
| Game Duration: 1:51                             |     |       |      |     |           |       |    |    |    |    |        |    |   |   |   |   |     |
| Attendance: 7,702                               |     |       |      |     |           |       |    |    |    |    |        |    |   |   |   |   |     |
| Officials: Roger Ayers, Lee Cassell, Ron Grewer |     |       |      |     |           |       |    |    |    |    |        |    |   |   |   |   |     |
| Dayton - 49                                     |     |       |      |     |           |       |    |    |    |    |        |    |   |   |   |   |     |
| Record: 5-5                                     |     |       |      |     |           |       |    |    |    |    |        |    |   |   |   |   |     |
| NO. Name  | Min | FG    | 3P   | FT  | Rebounds  | Fouls | TP | AS | TO | ST | Blocks | +/ |   |   |   |   |     |
|   |     | M-A   | M-A  | M-A | OR DR TOT | PF    | FD |    |    |    | BS BA  |    |   |   |   |   |     |
| 2 Toumani Camara                                | F   | 26:18 | 2-9  | 1-2 | 4-4       | 2     | 3  | 5  | 0  | 2  | 9      | 1  | 0 | 0 | 1 | 1 | -16 |
| 15 DaRon Holmes II                              | F   | 28:13 | 5-15 | 0-0 | 3-4       | 7     | 3  | 10 | 1  | 8  | 13     | 0  | 2 | 0 | 1 | 4 | -18 |
| 22 Mustapha Amzil                               | F   | 24:00 | 2-6  | 1-4 | 0-0       | 1     | 3  | 4  | 3  | 1  | 5      | 1  | 1 | 0 | 0 | 0 | -15 |
| 23 R.J. Blakney                                 | F   | 23:40 | 2-4  | 0-1 | 1-1       | 2     | 3  | 5  | 1  | 1  | 5      | 2  | 1 | 0 | 0 | 0 | -12 |
| 55 Mike Sharavjams                              | G   | 35:22 | 3-12 | 0-3 | 0-1       | 1     | 4  | 5  | 1  | 1  | 5      | 2  | 1 | 0 | 0 | 0 | -19 |
| 4 Koby Brea                                     | G   | 18:53 | 2    |     |           |       |    |    |    |    |        |    |   |   |   |   |     |

# VIRGINIA TECH MEN'S BASKETBALL

## BOX SCORES

### GAME 13: BOSTON COLLEGE

| Official Basketball Box Score - Final                |                 |     |       |      |     |          |       |    |    |    |    |        |    |    | Game Time: 6:30 PM                                   |                    |                     |
|--|-----------------|-----|-------|------|-----|----------|-------|----|----|----|----|--------|----|----|--|--------------------|---------------------|
| Virginia Tech at Boston College                      |                 |     |       |      |     |          |       |    |    |    |    |        |    |    | Game Duration: 2:07                                  |                    |                     |
| 12/21/22 Silvio O. Conte Forum, Chestnut Hill, Mass. |                 |     |       |      |     |          |       |    |    |    |    |        |    |    | Attendance: 4,012                                    |                    |                     |
|  |                 |     |       |      |     |          |       |    |    |    |    |        |    |    | Officials: Roger Ayers, Brian O'Connell, Matt Potter |                    |                     |
| Virginia Tech - 65                                   |                 |     |       |      |     |          |       |    |    |    |    |        |    |    | Record: 11-2 (1-1)                                   |                    |                     |
| NO.  | Name            | Min | FG    | 3P   | FT  | Rebounds | Fouls | TP | AS | TO | ST | Blocks | BS | BA | +/-  | Shooting By Period |                     |
| 21   | Grant Basile    | F   | 29:01 | 5-9  | 1-4 | 2-4      | 3     | 6  | 1  | 2  | 13 | 0      | 1  | 1  | 0  | 0                  | 1st FG% 12-27 44.4% |
| 25   | Justyn Mutts    | F   | 41:09 | 9-17 | 0-1 | 0-0      | 2     | 6  | 8  | 2  | 18 | 3      | 5  | 2  | 2  | 1                  | 3PT% 1-10 10.0%     |
| 0  | Hunter Cattoor  | G   | 29:54 | 2-5  | 1-3 | 0-0      | 0     | 5  | 3  | 3  | 5  | 1      | 2  | 1  | 0  | 0                  | FT% 5-6 83.3%       |
| 3  | Sean Pedulla    | G   | 43:36 | 7-16 | 1-5 | 3-3      | 1     | 1  | 2  | 5  | 4  | 18     | 5  | 4  | 0  | 0                  | 2nd FG% 12-29 41.4% |
| 13   | Darius Maddox   | G   | 39:47 | 4-15 | 2-6 | 0-0      | 5     | 3  | 8  | 2  | 0  | 10     | 0  | 1  | 0  | 0                  | 3PT% 4-7 57.1%      |
| 2  | MJ Collins      | G   | 21:42 | 0-2  | 0-1 | 0-0      | 0     | 5  | 5  | 0  | 1  | 0      | 1  | 1  | 0  | 0                  | FT% 1-3 33.3%       |
| 15   | Lynn Kidd       | C   | 10:35 | 0-1  | 0-0 | 0-0      | 0     | 4  | 4  | 1  | 1  | 0      | 1  | 1  | 0  | 0                  | OT FG% 3-10 30.0%   |
| 34   | Mylyjael Poteat | G   | 09:15 | 0-1  | 0-0 | 1-2      | 2     | 1  | 3  | 0  | 1  | 1      | 1  | 0  | 0  | 0                  | 3PT% 0-3 0.0%       |
| 11   | John Camden     | G   | 00:01 | 0-0  | 0-0 | 0-0      | 0     | 0  | 0  | 0  | 0  | 0      | 0  | 0  | 0  | 0                  | FT% 0-0 0%          |
| Team   |                 |     |       |      |     |          |       |    |    |    |    |        |    |    | GM FG% 27-66 40.9%                                   |                    |                     |
| Totals   |                 |     |       |      |     |          |       |    |    |    |    |        |    |    | 3PT% 5-20 25.0%                                      |                    |                     |
|  |                 |     |       |      |     |          |       |    |    |    |    |        |    |    | FT% 6-9 66.7%  |                    |                     |
|  |                 |     |       |      |     |          |       |    |    |    |    |        |    |    | Dead Ball Rebounds: 3, 0                             |                    |                     |
|  |                 |     |       |      |     |          |       |    |    |    |    |        |    |    | Technical Fouls: NONE                                |                    |                     |

| Official Basketball Box Score - Final       |                       |     |       |      |     |          |       |    |    |    |    |        |    |    | Game Time: 7:00 PM                                   |                    |   |                     |
|---|-----------------------|-----|-------|------|-----|----------|-------|----|----|----|----|--------|----|----|--|--------------------|---|---------------------|
| Boston College - 70                         |                       |     |       |      |     |          |       |    |    |    |    |        |    |    | Game Duration: 2:06                                  |                    |   |                     |
| 12/21/22 Conte Center, Chestnut Hill, Mass. |                       |     |       |      |     |          |       |    |    |    |    |        |    |    | Attendance: 4,012                                    |                    |   |                     |
|   |                       |     |       |      |     |          |       |    |    |    |    |        |    |    | Officials: Roger Ayers, Brian O'Connell, Matt Potter |                    |   |                     |
| Boston College - 70                         |                       |     |       |      |     |          |       |    |    |    |    |        |    |    | Record: 7-6 (1-1)                                    |                    |   |                     |
| NO.   | Name                  | Min | FG    | 3P   | FT  | Rebounds | Fouls | TP | AS | TO | ST | Blocks | BS | BA | +/-  | Shooting By Period |   |                     |
| 1   | T.J. Bickerstaff      | F   | 15:22 | 2-3  | 0-0 | 0-0      | 4     | 0  | 4  | 3  | 0  | 4      | 1  | 2  | 0  | 0                  | 0 | 1st FG% 11-31 35.5% |
| 10  | Prince Aligbe         | F   | 20:39 | 2-8  | 1-3 | 0-0      | 1     | 3  | 4  | 1  | 0  | 5      | 1  | 1  | 0  | 0                  | 0 | 3PT% 2-12 16.7%     |
| 5   | DeMarr Langford Jr.   | G   | 40:38 | 3-9  | 0-0 | 2-2      | 5     | 1  | 6  | 2  | 2  | 8      | 1  | 2  | 1  | 1                  | 0 | FT% 1-1 100%        |
| 11  | Makai Ashton-Langford | G   | 36:18 | 8-15 | 2-6 | 3-4      | 1     | 6  | 7  | 1  | 5  | 21     | 1  | 2  | 1  | 2                  | 0 | 2nd FG% 15-33 45.5% |
| 45  | Mason Madsen          | G   | 15:36 | 1-3  | 0-2 | 0-1      | 0     | 3  | 3  | 0  | 2  | 2      | 0  | 0  | 1  | 0                  | 0 | 3PT% 0-6 0.0%       |
| 3   | Jaeden Zackery        | G   | 36:39 | 2-7  | 0-1 | 2-2      | 2     | 3  | 5  | 3  | 3  | 6      | 5  | 0  | 2  | 0                  | 0 | FT% 4-5 80%         |
| 24  | CJ Penha              | G   | 22:08 | 3-7  | 0-3 | 0-0      | 0     | 2  | 2  | 0  | 0  | 6      | 1  | 1  | 0  | 0                  | 0 | OT FG% 3-8 37.5%    |
| 21  | Devin McGlockton      | C   | 30:50 | 8-16 | 0-1 | 0-2      | 3     | 4  | 7  | 4  | 2  | 18     | 2  | 1  | 2  | 0                  | 2 | FT% 4-11 100%       |
| 00  | Chas Kelley III       | G   | 05:03 | 0-4  | 0-3 | 0-0      | 0     | 0  | 0  | 0  | 0  | 0      | 0  | 0  | 0  | 0                  | 0 | GM FG% 29-72 40.3%  |
| 2   | Armani Mighty         | G   | 00:47 | 0-0  | 0-0 | 0-0      | 0     | 0  | 0  | 0  | 0  | 0      | 0  | 0  | 0  | 0                  | 0 | 3PT% 3-9 15.9%      |
| Team  |                       |     |       |      |     |          |       |    |    |    |    |        |    |    | FT% 9-12 75.0%                                       |                    |   |                     |
| Totals                                      |                       |     |       |      |     |          |       |    |    |    |    |        |    |    | Dead Ball Rebounds: 0, 0                             |                    |   |                     |
|   |                       |     |       |      |     |          |       |    |    |    |    |        |    |    | Technical Fouls: NONE                                |                    |   |                     |

| VT            |              | BC            |     | Points from Turnovers |     | Period by Period Scoring |     |    |    |
|---------------|--------------|---------------|-----|-----------------------|-----|--------------------------|-----|----|----|
| 1st           | 2nd          | 1st           | 2nd | 1st                   | 2nd | 1st                      | 2nd |    |    |
| 8 (1st 6:33)  | 9 (2nd 4:19) | 6             | 15  | VT                    | 30  | 29                       | 6   | 65 |    |
| 11 (2nd 0:49) | 8 (2nd 4:19) | Paint         | 42  | 36                    | BC  | 25                       | 34  | 11 | 70 |
| 10            | 10           | Second Chance | 7   | 13                    |     |                          |     |    |    |
| 8             | 8            | Fast Breaks   | 6   | 9                     |     |                          |     |    |    |
| 20:42         | 16:17        | Bench         | 1   | 30                    |     |                          |     |    |    |

### GAME 14: WAKE FOREST

| Official Basketball Box Score - Final |                 |     |       |      |     |          |       |    |    |    |    |        |    |    | Game Time: 12:00 PM                                    |                    |   |                     |
|---------------------------------------|-----------------|-----|-------|------|-----|----------|-------|----|----|----|----|--------|----|----|--|--------------------|---|---------------------|
| Virginia Tech at Wake Forest          |                 |     |       |      |     |          |       |    |    |    |    |        |    |    | Game Duration: 2:01                                    |                    |   |                     |
| 12/31/22 LVM Coliseum, Winston-Salem  |                 |     |       |      |     |          |       |    |    |    |    |        |    |    | Attendance: 8,709                                      |                    |   |                     |
|                                       |                 |     |       |      |     |          |       |    |    |    |    |        |    |    | Officials: Roger Ayers, Jamie Luckie, Bl Covington Jr. |                    |   |                     |
| Virginia Tech - 75                    |                 |     |       |      |     |          |       |    |    |    |    |        |    |    | Record: 11-3 (1-2)                                     |                    |   |                     |
| NO.                                   | Name            | Min | FG    | 3P   | FT  | Rebounds | Fouls | TP | AS | TO | ST | Blocks | BS | BA | +/-  | Shooting By Period |   |                     |
| 21                                    | Grant Basile    | F   | 18:44 | 3-7  | 1-3 | 2-2      | 1     | 1  | 2  | 4  | 2  | 9      | 0  | 3  | 0  | 0                  | 0 | 1st FG% 12-30 40.0% |
| 25                                    | Justyn Mutts    | F   | 39:06 | 8-12 | 2-3 | 0-0      | 1     | 10 | 11 | 4  | 2  | 18     | 5  | 5  | 0  | 0                  | 0 | 3PT% 4-13 30.8%     |
| 15                                    | Lynn Kidd       | C   | 18:24 | 2-5  | 0-0 | 3-5      | 2     | 6  | 8  | 2  | 4  | 7      | 0  | 0  | 0  | 0                  | 0 | FT% 10-11 90.9%     |
| 3                                     | Sean Pedulla    | G   | 38:03 | 6-18 | 1-9 | 5-5      | 1     | 3  | 4  | 4  | 4  | 18     | 7  | 3  | 3  | 0                  | 1 | 2nd FG% 15-29 51.7% |
| 13                                    | Darius Maddox   | G   | 25:34 | 2-6  | 0-1 | 1-1      | 0     | 2  | 2  | 2  | 1  | 5      | 1  | 0  | 2  | 0                  | 0 | 3PT% 2-8 25.0%      |
| 2                                     | MJ Collins      | G   | 27:38 | 1-4  | 1-2 | 0-0      | 0     | 3  | 3  | 4  | 0  | 3      | 1  | 1  | 0  | 0                  | 0 | FT% 5-8 62.5%       |
| 34                                    | Mylyjael Poteat | G   | 17:35 | 4-4  | 0-0 | 1-1      | 2     | 3  | 5  | 3  | 1  | 9      | 0  | 1  | 0  | 0                  | 0 | GM FG% 27-59 45.8%  |
| 11                                    | John Camden     | G   | 14:58 | 1-3  | 1-3 | 3-5      | 0     | 1  | 1  | 2  | 6  | 0      | 0  | 0  | 1  | 0                  | 0 | 3PT% 6-21 28.6%     |
| Team                                  |                 |     |       |      |     |          |       |    |    |    |    |        |    |    | FT% 15-19 78.9%  |                    |   |                     |
| Totals                                |                 |     |       |      |     |          |       |    |    |    |    |        |    |    | Dead Ball Rebounds: 3, 0                               |                    |   |                     |
|                                       |                 |     |       |      |     |          |       |    |    |    |    |        |    |    | Technical Fouls: Pedulla 1st 4-26                      |                    |   |                     |

| Official Basketball Box Score - Final |                   |     |       |      |     |          |       |    |    |    |    |        |    |    | Game Time: 7:30 PM                                     |                    |   |                     |
|---------------------------------------|-------------------|-----|-------|------|-----|----------|-------|----|----|----|----|--------|----|----|--|--------------------|---|---------------------|
| Wake Forest - 77                      |                   |     |       |      |     |          |       |    |    |    |    |        |    |    | Game Duration: 1:58                                    |                    |   |                     |
| 12/31/22 LVM Coliseum, Winston-Salem  |                   |     |       |      |     |          |       |    |    |    |    |        |    |    | Attendance: 8,925                                      |                    |   |                     |
|                                       |                   |     |       |      |     |          |       |    |    |    |    |        |    |    | Officials: Bert Smith, Tommy Morrissey, Jemel Spearman |                    |   |                     |
| Wake Forest - 77                      |                   |     |       |      |     |          |       |    |    |    |    |        |    |    | Record: 10-4 (2-1)                                     |                    |   |                     |
| NO.                                   | Name              | Min | FG    | 3P   | FT  | Rebounds | Fouls | TP | AS | TO | ST | Blocks | BS | BA | +/-  | Shooting By Period |   |                     |
| 11                                    | Andrew Carr       | F   | 27:49 | 5-16 | 2-5 | 2-2      | 5     | 2  | 7  | 2  | 2  | 14     | 1  | 1  | 1  | 1                  | 2 | 1st FG% 11-31 35.5% |
| 33                                    | Matthew Marsh     | C   | 31:10 | 3-3  | 0-0 | 2-5      | 3     | 4  | 7  | 2  | 3  | 8      | 0  | 0  | 0  | 0                  | 0 | 3PT% 5-14 35.7%     |
| 1                                     | Tyree Appleby     | G   | 40:00 | 5-10 | 4-6 | 10-13    | 1     | 0  | 1  | 2  | 9  | 24     | 7  | 5  | 2  | 0                  | 0 | FT% 9-11 81.8%      |
| 2                                     | Cameron Haidreth  | G   | 33:42 | 3-11 | 0-2 | 2-2      | 1     | 7  | 8  | 3  | 5  | 8      | 4  | 1  | 2  | 0                  | 2 | 2nd FG% 11-30 36.7% |
| 30                                    | Damari Monsanto   | G   | 18:01 | 2-7  | 1-5 | 4-4      | 0     | 3  | 3  | 3  | 2  | 9      | 0  | 0  | 0  | 0                  | 0 | 3PT% 6-14 42.9%     |
| 4                                     | Davian Williamson | G   | 21:50 | 4-9  | 4-8 | 0-0      | 0     | 3  | 3  | 1  | 1  | 12     | 0  | 0  | 0  | 0                  | 0 | FT% 11-15 73.3%     |
| 20                                    | Davon Bradford    | G   | 08:23 | 0-0  | 0-0 | 0-0      | 1     | 0  | 1  | 0  | 0  | 0      | 0  | 0  | 1  | 0                  | 0 | GM FG% 29-63 46.2%  |
| 34                                    | Bobi Kintman      | G   | 19:05 | 1-7  | 0-2 | 0-0      | 1     | 4  | 5  | 2  | 1  | 2      | 0  | 0  | 0  | 0                  | 0 | 3PT% 3-9 33.3%      |
| Team                                  |                   |     |       |      |     |          |       |    |    |    |    |        |    |    | FT% 11-28 39.3%  |                    |   |                     |
| Totals                                |                   |     |       |      |     |          |       |    |    |    |    |        |    |    | Dead Ball Rebounds: 2, 0                               |                    |   |                     |
|                                       |                   |     |       |      |     |          |       |    |    |    |    |        |    |    | Technical Fouls: Bench 1st 4-26                        |                    |   |                     |

| VT            |                | WAKE          |     | Points from Turnovers |     | Period by Period Scoring |     |    |    |
|---------------|----------------|---------------|-----|-----------------------|-----|--------------------------|-----|----|----|
| 1st           | 2nd            | 1st           | 2nd | 1st                   | 2nd | 1st                      | 2nd |    |    |
| 8 (1st 12:12) | 11 (2nd 13:35) | 6             | 15  | VT                    | 30  | 29                       | 6   | 65 |    |
| 8 (1st 15:55) | 10 (1st 7:59)  | Paint         | 34  | 18                    | BC  | 25                       | 34  | 11 | 70 |
| 10            | 10             | Second Chance | 15  | 20                    |     |                          |     |    |    |
| 6             | 6              | Fast Breaks   | 4   | 4                     |     |                          |     |    |    |
| 12:22         | 23:11          | Bench         | 18  | 14                    |     |                          |     |    |    |

### GAME 15: CLEMSON

| Official Basketball Box Score - Final      |                  |     |       |      |      |          |       |    |    |    |    |        |    |    | Game Time: 9:10 PM   |                    |   |                     |
|--|------------------|-----|-------|------|------|----------|-------|----|----|----|----|--------|----|----|--|--------------------|---|---------------------|
| Clemson at Virginia Tech                   |                  |     |       |      |      |          |       |    |    |    |    |        |    |    | Game Duration: 2:06  |                    |   |                     |
| 01/04/23 Cassell Coliseum, Blacksburg, Va. |                  |     |       |      |      |          |       |    |    |    |    |        |    |    | Attendance: 7,539  |                    |   |                     |
|  |                  |     |       |      |      |          |       |    |    |    |    |        |    |    | Officials: Brian O'Connell, Tony Henderson, Tim Clougherty |                    |   |                     |
| Clemson - 68                               |                  |     |       |      |      |          |       |    |    |    |    |        |    |    | Record: 12-3 (4-0)   |                    |   |                     |
| NO.  | Name             | Min | FG    | 3P   | FT   | Rebounds | Fouls | TP | AS | TO | ST | Blocks | BS | BA | +/-  | Shooting By Period |   |                     |
| 4  | Ian Schieffelin  | F   | 16:17 | 1-4  | 0-1  | 0-1      | 1     | 3  | 4  | 2  | 3  | 2      | 0  | 0  | 0  | 0                  | 0 | 1st FG% 10-25 40.0% |
| 5  | Hunter Tyson     | F   | 40:00 | 4-12 | 3-10 | 2-2      | 0     | 14 | 14 | 2  | 3  | 13     | 2  | 0  | 0  | 0                  | 0 | 3PT% 4-11 36.4%     |
| 24   | PJ Hall          | F   | 24:46 | 4-8  | 2-3  | 3-4      | 0     | 3  | 3  | 4  | 4  | 13     | 0  | 2  | 1  | 0                  | 0 | FT% 5-6 83.3%       |
| 1  | Chase Hunter     | G   | 23:24 | 3-8  | 0-2  | 6-6      | 0     | 2  | 2  | 2  | 4  | 12     | 4  | 2  | 0  | 0                  | 0 | 2nd FG% 12-28 42.9% |
| 11   | Brevin Galloway  | G   | 35:24 | 4-9  | 2-4  | 1-1      | 0     | 2  | 2  | 2  | 1  | 11     | 3  | 2  | 0  | 1                  | 1 | 3PT% 5-12 41.7%     |
| 2  | Dillon Hunter    | G   | 05:18 | 0-2  | 0-0  | 0-0      | 1     | 1  | 1  | 0  | 0  | 0      | 0  | 1  | 0  | 0                  | 0 | FT% 10-12 83.3%     |
| 10   | Ben Middlebrooks | G   | 16:25 | 1-3  | 0-0  | 2-2      | 2     | 2  | 2  | 2  | 1  | 4      | 0  | 0  | 0  | 0                  | 0 | 3PT% 2-5 40.0%      |
| 0  | Josh Beadle      | G   | 20:01 | 1-1  | 0-0  | 1-2      | 2     | 2  | 2  | 1  | 3  | 1      | 2  | 0  | 0  | 0                  | 0 | FT% 15-18 83.3%     |
| 22   | FJ Godfrey       | F   | 16:23 | 4-5  | 2-3  | 0-0      | 1     | 5  | 6  | 5  | 10 | 1      | 4  | 0  | 2  | 0                  | 7 | OT FG% 3-9 33.3%    |
| 21   | Chauncey Wiggins | G   | 02:02 | 0-1  | 0-0  | 0-0      | 0     | 0  | 0  | 0  | 0  | 0      | 0  | 0  | 0  | 0                  | 0 | 3PT% 1-4 25.0%      |
| Team                                       |                  |     |       |      |      |          |       |    |    |    |    |        |    |    | FT% 15-18 83.3%  |                    |   |                     |
| Totals                                     |                  |     |       |      |      |          |       |    |    |    |    |        |    |    | Dead Ball Rebounds: 2, 0                                   |                    |   |                     |
|  |                  |     |       |      |      |          |       |    |    |    |    |        |    |    | Technical Fouls: NONE                                      |                    |   |                     |

| Official Basketball Box Score - Final      |              |     |       |      |     |          |       |    |    |    |    |        |    |    | Game Time: 9:10 PM   |                    |   |                     |
|--|--------------|-----|-------|------|-----|----------|-------|----|----|----|----|--------|----|----|--|--------------------|---|---------------------|
| Virginia Tech at Clemson                   |              |     |       |      |     |          |       |    |    |    |    |        |    |    | Game Duration: 2:06  |                    |   |                     |
| 01/04/23 Cassell Coliseum, Blacksburg, Va. |              |     |       |      |     |          |       |    |    |    |    |        |    |    | Attendance: 7,539  |                    |   |                     |
|  |              |     |       |      |     |          |       |    |    |    |    |        |    |    | Officials: Brian O'Connell, Tony Henderson, Tim Clougherty |                    |   |                     |
| Virginia Tech - 65                         |              |     |       |      |     |          |       |    |    |    |    |        |    |    | Record: 11-4 (1-3)   |                    |   |                     |
| NO.  | Name         | Min | FG    | 3P   | FT  | Rebounds | Fouls | TP | AS | TO | ST | Blocks | BS | BA | +/-  | Shooting By Period |   |                     |
| 21   | Grant Basile | F   | 30:34 | 5-15 | 3-6 | 4-4      | 1     | 6  | 7  | 3  | 6  | 17     | 0  | 1  | 0  | 0                  | 0 | 1st FG% 12-34 35.3% |
| 25   | Justyn Mutts | F   | 35:13 | 3-12 | 1-3 | 4-4      | 3     | 6  | 9  | 3  | 11 | 4      | 3  | 1  | 0  | 2                  | 0 | 3PT% 4-12 33.3%     |
| 15   | Lynn Kidd    | C   | 18:35 | 2-5  | 0-0 | 0-0      | 4     | 5  | 9  | 3  | 4  | 0      | 1  | 0  | 0  | 0                  | 0 | FT% 4-7 57.1%       |
| 3  | Sean Pedulla | G   | 36:37 | 5-18 | 4-9 | 0-0      | 0     | 5  | 5  | 4  | 5  | 14     | 4  |    |  |                    |   |                     |

# VIRGINIA TECH MEN'S BASKETBALL

## BOX SCORES

### GAME 17: SYRACUSE



Official Basketball Box Score - Final  
**Virginia Tech at Syracuse**  
 01/11/23 JMA Wireless Dome, Syracuse  
 2022-23 Men's Basketball

Game Time: 7:00 PM  
 Game Duration: 1:49  
 Attendance: 16,158

Officials: Ted Valentine, Lee Cassel, AJ Deai

| Virginia Tech - 72 |                 |     |       |       |      |              |        |     |    |    |    |             | Record: 11-6 (1-5) |              |     |                 |  |                 |  |                    |  |            |  |
|--------------------|-----------------|-----|-------|-------|------|--------------|--------|-----|----|----|----|-------------|--------------------|--------------|-----|-----------------|--|-----------------|--|--------------------|--|------------|--|
| NO.                | Name            | Min | FG    | 3P    | FT   | Rebounds     | Fouls  | TP  | AS | TO | ST | Blocks      | +/-                |              |     |                 |  |                 |  |                    |  |            |  |
|                    |                 |     | M-A   | M-A   | M-A  | OR DR TOT    | PF     | FD  |    |    |    | BS BA       | +/-                |              |     |                 |  |                 |  |                    |  |            |  |
| 21                 | Grant Basile    | F   | 27:07 | 12-17 | 1-1  | 1-1          | 5 5 10 | 4 4 | 26 | 0  | 1  | 0           | 0                  | 2            | 5   |                 |  |                 |  |                    |  |            |  |
| 25                 | Justyn Mutts    | F   | 37:44 | 9-15  | 0-0  | 3-3          | 1 3 4  | 4 2 | 21 | 9  | 4  | 2           | 0                  | 1            | -8  |                 |  |                 |  |                    |  |            |  |
| 2                  | MJ Collins      | G   | 20:21 | 0-3   | 0-1  | 0-0          | 1 1 2  | 1 0 | 0  | 0  | 0  | 0           | 0                  | 1            | 0   |                 |  |                 |  |                    |  |            |  |
| 3                  | Sean Pedulla    | G   | 40:00 | 3-15  | 2-11 | 2-2          | 0 6 6  | 3 5 | 10 | 7  | 2  | 2           | 0                  | 0            | -10 |                 |  |                 |  |                    |  |            |  |
| 13                 | Darius Maddox   | G   | 29:56 | 0-3   | 0-1  | 3-4          | 1 0 1  | 1 2 | 3  | 2  | 0  | 1           | 2                  | 2            | -14 |                 |  |                 |  |                    |  |            |  |
| 11                 | Rodney Rice     |     | 29:43 | 1-8   | 0-5  | 0-0          | 1 3 4  | 3 1 | 2  | 1  | 2  | 3           | 0                  | 0            | -6  |                 |  |                 |  |                    |  |            |  |
| 15                 | Lynn Kidd       |     | 12:54 | 4-5   | 0-0  | 2-4          | 0 6 6  | 1 2 | 10 | 0  | 1  | 0           | 1                  | 0            | -11 |                 |  |                 |  |                    |  |            |  |
| 34                 | Myllyjäl Poteat |     | 02:15 | 0-0   | 0-0  | 0-0          | 0 0 0  | 3 0 | 0  | 0  | 1  | 0           | 0                  | 0            | -6  |                 |  |                 |  |                    |  |            |  |
| Team               |                 |     |       |       |      |              |        |     |    |    |    | 3 0 3       |                    | 0 0          |     |                 |  |                 |  |                    |  |            |  |
| <b>Totals</b>      |                 |     |       |       |      | <b>29:67</b> |        |     |    |    |    | <b>3-19</b> |                    | <b>11-14</b> |     | <b>12 24 36</b> |  | <b>20 16 72</b> |  | <b>19 11 8 3 6</b> |  | <b>-10</b> |  |

| Shooting By Period |      |       |       |  |
|--------------------|------|-------|-------|--|
| 1 <sup>st</sup>    | FG%  | 15-29 | 51.7% |  |
|                    | 3PT% | 2-9   | 22.2% |  |
|                    | FT%  | 5-8   | 62.5% |  |
| 2 <sup>nd</sup>    | FG%  | 14-38 | 36.8% |  |
|                    | 3PT% | 1-10  | 10.0% |  |
|                    | FT%  | 6-6   | 100%  |  |
| GM                 | FG%  | 29-67 | 43.3% |  |
|                    | 3PT% | 3-19  | 15.8% |  |
|                    | FT%  | 11-14 | 78.6% |  |

Dead Ball Rebounds: 1, 0

| Syracuse - 82 |                   |     |       |       |     |              |        |     |    |    |    |             | Record: 11-6 (4-2) |              |    |                |  |                 |  |                    |  |           |  |
|---------------|-------------------|-----|-------|-------|-----|--------------|--------|-----|----|----|----|-------------|--------------------|--------------|----|----------------|--|-----------------|--|--------------------|--|-----------|--|
| NO.           | Name              | Min | FG    | 3P    | FT  | Rebounds     | Fouls  | TP  | AS | TO | ST | Blocks      | +/-                |              |    |                |  |                 |  |                    |  |           |  |
|               |                   |     | M-A   | M-A   | M-A | OR DR TOT    | PF     | FD  |    |    |    | BS BA       | +/-                |              |    |                |  |                 |  |                    |  |           |  |
| 0             | Chris Bell        | F   | 09:17 | 2-4   | 2-3 | 0-0          | 0 2 2  | 2 0 | 6  | 0  | 2  | 0           | 0                  | 0            | -1 |                |  |                 |  |                    |  |           |  |
| 13            | Benny Williams    | F   | 08:03 | 0-1   | 0-1 | 1-2          | 1 1 2  | 0 0 | 1  | 1  | 0  | 1           | 0                  | 0            | -2 |                |  |                 |  |                    |  |           |  |
| 14            | Jesse Edwards     | C   | 34:57 | 4-10  | 0-0 | 5-7          | 1 8 9  | 4 1 | 13 | 6  | 3  | 2           | 1                  | 2            | 8  |                |  |                 |  |                    |  |           |  |
| 3             | Judah Mintz       | G   | 34:33 | 4-9   | 0-1 | 4-6          | 0 2 2  | 1 5 | 12 | 3  | 2  | 1           | 0                  | 2            | 7  |                |  |                 |  |                    |  |           |  |
| 11            | Joseph Girard III | G   | 37:40 | 10-20 | 3-7 | 1-4          | 0 1 1  | 3 3 | 24 | 3  | 2  | 2           | 0                  | 0            | 10 |                |  |                 |  |                    |  |           |  |
| 55            | Mounir Hima       |     | 05:03 | 0-0   | 0-0 | 0-0          | 2 2 3  | 0 0 | 0  | 0  | 0  | 0           | 0                  | 0            | 0  |                |  |                 |  |                    |  |           |  |
| 1             | Maliq Brown       |     | 33:52 | 5-7   | 0-0 | 1-1          | 5 7 12 | 1 2 | 11 | 2  | 1  | 2           | 1                  | 0            | 13 |                |  |                 |  |                    |  |           |  |
| 5             | Justin Taylor     |     | 28:48 | 3-6   | 2-3 | 2-2          | 0 2 2  | 2 2 | 10 | 0  | 0  | 1           | 0                  | 0            | 10 |                |  |                 |  |                    |  |           |  |
| 10            | Symir Torrence    |     | 07:47 | 2-2   | 1-1 | 0-0          | 0 1 1  | 0 0 | 5  | 1  | 1  | 1           | 0                  | 0            | 3  |                |  |                 |  |                    |  |           |  |
| Team          |                   |     |       |       |     |              |        |     |    |    |    | 2 4 0       |                    | 0 0          |    |                |  |                 |  |                    |  |           |  |
| <b>Totals</b> |                   |     |       |       |     | <b>30:59</b> |        |     |    |    |    | <b>8-16</b> |                    | <b>14-22</b> |    | <b>9 28 37</b> |  | <b>16 20 82</b> |  | <b>15 12 7 6 3</b> |  | <b>10</b> |  |

| Shooting By Period |      |       |       |  |
|--------------------|------|-------|-------|--|
| 1 <sup>st</sup>    | FG%  | 17-31 | 54.8% |  |
|                    | 3PT% | 5-10  | 50.0% |  |
|                    | FT%  | 4-5   | 80%   |  |
| 2 <sup>nd</sup>    | FG%  | 13-28 | 46.4% |  |
|                    | 3PT% | 3-6   | 50.0% |  |
|                    | FT%  | 10-17 | 58.8% |  |
| GM                 | FG%  | 30-59 | 50.8% |  |
|                    | 3PT% | 8-16  | 50.0% |  |
|                    | FT%  | 14-22 | 63.6% |  |

Dead Ball Rebounds: 4, 0

| Syracuse - 82 |                   |     |       |       |     |              |        |     |    |    |    |             | Record: 11-6 (4-2) |              |    |                |  |                 |  |                    |  |           |  |
|---------------|-------------------|-----|-------|-------|-----|--------------|--------|-----|----|----|----|-------------|--------------------|--------------|----|----------------|--|-----------------|--|--------------------|--|-----------|--|
| NO.           | Name              | Min | FG    | 3P    | FT  | Rebounds     | Fouls  | TP  | AS | TO | ST | Blocks      | +/-                |              |    |                |  |                 |  |                    |  |           |  |
|               |                   |     | M-A   | M-A   | M-A | OR DR TOT    | PF     | FD  |    |    |    | BS BA       | +/-                |              |    |                |  |                 |  |                    |  |           |  |
| 0             | Chris Bell        | F   | 09:17 | 2-4   | 2-3 | 0-0          | 0 2 2  | 2 0 | 6  | 0  | 2  | 0           | 0                  | 0            | -1 |                |  |                 |  |                    |  |           |  |
| 13            | Benny Williams    | F   | 08:03 | 0-1   | 0-1 | 1-2          | 1 1 2  | 0 0 | 1  | 1  | 0  | 1           | 0                  | 0            | -2 |                |  |                 |  |                    |  |           |  |
| 14            | Jesse Edwards     | C   | 34:57 | 4-10  | 0-0 | 5-7          | 1 8 9  | 4 1 | 13 | 6  | 3  | 2           | 1                  | 2            | 8  |                |  |                 |  |                    |  |           |  |
| 3             | Judah Mintz       | G   | 34:33 | 4-9   | 0-1 | 4-6          | 0 2 2  | 1 5 | 12 | 3  | 2  | 1           | 0                  | 2            | 7  |                |  |                 |  |                    |  |           |  |
| 11            | Joseph Girard III | G   | 37:40 | 10-20 | 3-7 | 1-4          | 0 1 1  | 3 3 | 24 | 3  | 2  | 2           | 0                  | 0            | 10 |                |  |                 |  |                    |  |           |  |
| 55            | Mounir Hima       |     | 05:03 | 0-0   | 0-0 | 0-0          | 2 2 3  | 0 0 | 0  | 0  | 0  | 0           | 0                  | 0            | 0  |                |  |                 |  |                    |  |           |  |
| 1             | Maliq Brown       |     | 33:52 | 5-7   | 0-0 | 1-1          | 5 7 12 | 1 2 | 11 | 2  | 1  | 2           | 1                  | 0            | 13 |                |  |                 |  |                    |  |           |  |
| 5             | Justin Taylor     |     | 28:48 | 3-6   | 2-3 | 2-2          | 0 2 2  | 2 2 | 10 | 0  | 0  | 1           | 0                  | 0            | 10 |                |  |                 |  |                    |  |           |  |
| 10            | Symir Torrence    |     | 07:47 | 2-2   | 1-1 | 0-0          | 0 1 1  | 0 0 | 5  | 1  | 1  | 1           | 0                  | 0            | 3  |                |  |                 |  |                    |  |           |  |
| Team          |                   |     |       |       |     |              |        |     |    |    |    | 2 4 0       |                    | 0 0          |    |                |  |                 |  |                    |  |           |  |
| <b>Totals</b> |                   |     |       |       |     | <b>30:59</b> |        |     |    |    |    | <b>8-16</b> |                    | <b>14-22</b> |    | <b>9 28 37</b> |  | <b>16 20 82</b> |  | <b>15 12 7 6 3</b> |  | <b>10</b> |  |

|                  |                           | VT                        | SYR                        | Points from |     | Turnovers |     |     | Period by Period Scoring |     |     |  |
|------------------|---------------------------|---------------------------|----------------------------|-------------|-----|-----------|-----|-----|--------------------------|-----|-----|--|
|                  |                           | 5 (1 <sup>st</sup> 16:08) | 22 (2 <sup>nd</sup> 12:37) | VT          | SYR | 1st       | 2nd | TOT | 1st                      | 2nd | TOT |  |
| Best Scoring Run | 10 (2 <sup>nd</sup> 8:15) | 8 (2 <sup>nd</sup> 12:37) | Paint                      |             | 46  | 36        |     |     |                          |     |     |  |
| Lead Changes     | 5                         | Second Chance             |                            | 8           | 13  | VT        |     | 37  | 35                       | 72  |     |  |
| Times Tied       | 2                         | Fast Breaks               |                            | 12          | 11  | SYR       |     | 43  | 39                       | 82  |     |  |
| Time with Lead   | 06:47                     | 32:33                     | Bench                      |             | 12  | 26        |     |     |                          |     |     |  |

### GAME 19: CLEMSON



Official Basketball Box Score - Final  
**Virginia Tech at Clemson**  
 01/21/23 Littlejohn Coliseum, Clemson  
 2022-23 Men's Basketball

Game Time: 6:00 PM  
 Game Duration: 2:10  
 Attendance: 9,000

Officials: Roger Ayers, Doug Simons, Jeff Pon

| Virginia Tech - 50 |                 |     |       |      |     |              |       |     |    |    |    |             | Record: 11-8 (1-7) |             |    |                |  |                 |  |                    |  |           |  |
|--------------------|-----------------|-----|-------|------|-----|--------------|-------|-----|----|----|----|-------------|--------------------|-------------|----|----------------|--|-----------------|--|--------------------|--|-----------|--|
| NO.                | Name            | Min | FG    | 3P   | FT  | Rebounds     | Fouls | TP  | AS | TO | ST | Blocks      | +/-                |             |    |                |  |                 |  |                    |  |           |  |
|                    |                 |     | M-A   | M-A  | M-A | OR DR TOT    | PF    | FD  |    |    |    | BS BA       | +/-                |             |    |                |  |                 |  |                    |  |           |  |
| 21                 | Grant Basile    | F   | 26:42 | 5-10 | 1-3 | 2-3          | 0 8 8 | 2 3 | 13 | 1  | 1  | 1           | 1                  | 3           |    |                |  |                 |  |                    |  |           |  |
| 25                 | Justyn Mutts    | F   | 33:14 | 3-6  | 0-1 | 2-2          | 1 4 5 | 3 4 | 8  | 7  | 4  | 2           | 0                  | 1           | 0  |                |  |                 |  |                    |  |           |  |
| 0                  | Hunter Cattoor  | G   | 36:43 | 2-8  | 2-7 | 0-0          | 0 4 4 | 0 1 | 6  | 3  | 2  | 1           | 0                  | 0           | -2 |                |  |                 |  |                    |  |           |  |
| 3                  | Sean Pedulla    | G   | 35:40 | 2-14 | 1-7 | 2-2          | 1 6 7 | 2 2 | 7  | 2  | 3  | 4           | 0                  | 1           | 0  |                |  |                 |  |                    |  |           |  |
| 13                 | Darius Maddox   | G   | 19:52 | 0-6  | 0-2 | 0-0          | 2 1 3 | 2 0 | 0  | 1  | 0  | 0           | 0                  | 0           | -4 |                |  |                 |  |                    |  |           |  |
| 2                  | MJ Collins      |     | 27:45 | 2-3  | 2-2 | 0-0          | 0 1 1 | 1 1 | 6  | 0  | 0  | 1           | 0                  | 0           | 3  |                |  |                 |  |                    |  |           |  |
| 15                 | Lynn Kidd       |     | 15:11 | 4-6  | 0-0 | 2-5          | 0 3 3 | 4 3 | 10 | 0  | 1  | 0           | 1                  | 0           | 0  |                |  |                 |  |                    |  |           |  |
| 34                 | Myllyjäl Poteat |     | 04:53 | 0-0  | 0-0 | 0-0          | 0 0 0 | 1 0 | 0  | 0  | 1  | 0           | 0                  | 0           | -5 |                |  |                 |  |                    |  |           |  |
| Team               |                 |     |       |      |     |              |       |     |    |    |    | 3 0 3       |                    | 0 1         |    |                |  |                 |  |                    |  |           |  |
| <b>Totals</b>      |                 |     |       |      |     | <b>18:53</b> |       |     |    |    |    | <b>6-22</b> |                    | <b>8-12</b> |    | <b>7 27 34</b> |  | <b>15 14 50</b> |  | <b>13 14 9 2 4</b> |  | <b>-1</b> |  |

| Shooting By Period |      |       |       |  |
|--------------------|------|-------|-------|--|
| 1 <sup>st</sup>    | FG%  | 12-28 | 42.9% |  |
|                    | 3PT% | 4-11  | 36.4% |  |
|                    | FT%  | 3-3   | 100%  |  |
| 2 <sup>nd</sup>    | FG%  | 6-25  | 24.0% |  |
|                    | 3PT% | 2-11  | 18.2% |  |
|                    | FT%  | 5-9   | 55.6% |  |
| GM                 | FG%  | 18-53 | 34.0% |  |
|                    | 3PT% | 6-22  | 27.3% |  |
|                    | FT%  | 8-12  | 66.7% |  |

Dead Ball Rebounds: 1, 0

| Clemson - 51  |                  |     |       |      |     |              |         |     |    |    |    |             | Record: 16-4 (6-1) |              |     |                |  |                 |  |                    |  |          |  |
|---------------|------------------|-----|-------|------|-----|--------------|---------|-----|----|----|----|-------------|--------------------|--------------|-----|----------------|--|-----------------|--|--------------------|--|----------|--|
| NO.           | Name             | Min | FG    | 3P   | FT  | Rebounds     | Fouls   | TP  | AS | TO | ST | Blocks      | +/-                |              |     |                |  |                 |  |                    |  |          |  |
|               |                  |     | M-A   | M-A  | M-A | OR DR TOT    | PF      | FD  |    |    |    | BS BA       | +/-                |              |     |                |  |                 |  |                    |  |          |  |
| 4             | Ian Schieffelin  | F   | 29:46 | 1-6  | 0-2 | 4-4          | 1 3 4   | 3 4 | 6  | 1  | 2  | 1           | 1                  | 1            | 7   |                |  |                 |  |                    |  |          |  |
| 5             | Hunter Tyson     | F   | 37:28 | 4-10 | 2-7 | 2-2          | 0 10 10 | 1 1 | 12 | 1  | 3  | 1           | 0                  | 0            | -2  |                |  |                 |  |                    |  |          |  |
| 24            | PJ Hall          | F   | 31:02 | 7-15 | 1-3 | 5-6          | 0 8 8   | 2 6 | 20 | 0  | 3  | 3           | 1                  | 1            | 12  |                |  |                 |  |                    |  |          |  |
| 0             | Josh Beadle      | G   | 15:21 | 0-1  | 0-1 | 0-0          | 0 2 2   | 3 0 | 0  | 1  | 2  | 0           | 1                  | 0            | -9  |                |  |                 |  |                    |  |          |  |
| 11            | Brevin Galloway  | G   | 28:41 | 1-4  | 0-3 | 1-2          | 0 0 0   | 1 3 | 3  | 3  | 3  | 2           | 0                  | 0            | -1  |                |  |                 |  |                    |  |          |  |
| 22            | RJ Godfrey       |     | 10:14 | 2-3  | 0-0 | 0-0          | 1 1 2   | 0 0 | 4  | 0  | 1  | 0           | 1                  | 0            | -6  |                |  |                 |  |                    |  |          |  |
| 10            | Ben Middlebrooks |     | 08:58 | 0-2  | 0-0 | 0-0          | 1 3 4   | 2 0 | 0  | 0  | 0  | 3           | 0                  | 0            | -11 |                |  |                 |  |                    |  |          |  |
| 21            | Chauncey Wiggins |     | 15:26 | 0-1  | 0-0 | 0-0          | 0 0 0   | 0 0 | 0  | 1  | 0  | 2           | 0                  | 0            | 8   |                |  |                 |  |                    |  |          |  |
| 2             | Dillon Hunter    |     | 23:04 | 3-5  | 0-2 | 0-1          | 0 3 3   | 2 1 | 6  | 1  | 0  | 1           | 0                  | 0            | 7   |                |  |                 |  |                    |  |          |  |
| Team          |                  |     |       |      |     |              |         |     |    |    |    | 1 1 2       |                    | 0 0          |     |                |  |                 |  |                    |  |          |  |
| <b>Totals</b> |                  |     |       |      |     | <b>18:47</b> |         |     |    |    |    | <b>3-18</b> |                    | <b>12-15</b> |     | <b>4 31 35</b> |  | <b>14 15 51</b> |  | <b>8 17 10 4 2</b> |  | <b>1</b> |  |

| Shooting By Period |      |      |       |  |
|--------------------|------|------|-------|--|
| 1 <sup>st</sup>    | FG%  | 9-27 | 33.3% |  |
|                    | 3PT% | 2-9  | 22.2% |  |
|                    | FT%  | 6-8  | 75%   |  |
| 2 <sup>nd</sup>    | FG%  | 9-20 | 45.0% |  |
|                    | 3PT% | 1-9  | 11.1% |  |



**0 HUNTER CATTOOR**

SR. • G • 6-3 • 200  
ORLANDO, FLA.  
BISHOP MOORE



**1 RODNEY RICE**

FR. • G • 6-4 • 195  
CLINTON, MD.  
DEMATHA CATHOLIC



**2 MJ COLLINS**

FR. • G • 6-4 • 190  
CLOVER, S.C.  
COMBINE ACADEMY



**3 SEAN PEDULLA**

SO. • G • 6-1 • 195  
EDMOND, OKLA.  
EDMOND MEMORIAL



**4 DARREN BUCHANAN JR.**

FR. • F • 6-7 • 235  
WASHINGTON, D.C.  
WOODROW WILSON



**5 PATRICK WESSLER**

FR. • C • 7-0 • 245  
MATTHEWS, N.C.  
COMBINE ACADEMY



**10 CAMDEN JOHNSON**

SO. • G • 6-1 • 185  
WAXHAW, N.C.  
METROLINA CHRISTIAN ACADEMY



**11 JOHN CAMDEN**

R-FR. • F • 6-8 • 215  
DOWNINGTOWN, PA.  
BREWSTER ACADEMY



**13 DARIUS MADDOX**

JR. • G • 6-5 • 180  
BOWIE, MD.  
OAK HILL ACADEMY



**14 OWYN DAWYOT**

FR. • G • 6-2 • 190  
ROANOKE, VA.  
CAVE SPRING



**15 LYNN KIDD**

JR. • C • 6-10 • 235  
GAINESVILLE, FLA.  
CLEMSON



**21 GRANT BASILE**

GR. • F • 6-9 • 235  
PEWAUKEE, WIS.  
WRIGHT STATE



**25 JUSTYN MUTTS**

SR. • F • 6-7 • 220  
MILLVILLE, N.J.  
DELAWARE



**33 MICHAEL WARD**

FR. • G • 6-2 • 175  
BETHESDA, MD.  
WALT WHITMAN



**34 MYLYJAEEL POTEAT**

JR. • F • 6-9 • 265  
REIDSVILLE, N.C.  
RICE



**MIKE YOUNG**  
HEAD COACH  
4TH SEASON



**MIKE JONES**  
ASSOCIATE HEAD COACH  
2ND SEASON



**CHRISTIAN WEBSTER**  
ASSISTANT COACH  
7TH SEASON



**KEVIN GILTNER**  
ASSISTANT COACH  
4TH SEASON