



# VIRGINIA TECH

## 2023-24 MEN'S BASKETBALL



13 NCAA APPEARANCES / 14 NIT APPEARANCES (2 CHAMPIONSHIPS) /  
19 ALL-ACC SELECTIONS / 10 ALL-AMERICANS / 20 NBA DRAFT PICKS

GAME 34

### THE MATCHUP

#### VIRGINIA TECH HOKIES

19-14, 10-10 ACC

**Head Coach:** Mike Young (Emory & Henry, 1986)  
**Record at Virginia Tech:** 92-65 (5th Season)  
**Career Record:** 391-309 (22nd Season)  
**vs. Ohio State:** 1st Meeting

AT

#### OHIO STATE BUCKEYES

21-13, 9-11 BIG TEN

**Head Coach:** Jake Diebler (Valparaiso, 2009)  
**Record at Ohio State:** 7-2 (1st Season)  
**Career Record:** Same  
**vs. Virginia Tech:** 1st Meeting

GAME 34 | VIRGINIA TECH at OHIO STATE - MARCH 23, 2024 | 7PM | ESPN+ | COLUMBUS, OHIO | VALUE CITY ARENA (19,049)

### BROADCAST INFORMATION

#### TV | ESPN+

Doug Sherman, PxP  
Scott Williams, Analyst

#### RADIO | VT Sports Network

Zach Mackey, PxP  
Mike Burnop, Analyst

#### VIDEO STREAM

ESPN.com and ESPN app

#### LIVE STATS

stats.hokiesports.com



@HokiesMBB

@OhioStateHoops

### PROJECTED STARTERS

Virginia Tech	Ht.	Wt.	Yr.	Hometown	PPG	RPG	Other
G 3 Sean Pedulla	6-1	195	Jr.	Edmond, Okla.	16.4	4.2	4th in ACC with 4.4 apg
G 0 Hunter Cattoor	6-3	200	Gr.	Orlando, Fla.	13.4	2.8	330 career 3FG (VT record)
G 2 MJ Collins	6-4	195	So.	Clover, S.C.	7.5	2.8	84 assists (2nd-most on team)
F 31 Robbie Beran	6-9	215	Gr.	Richmond, Va.	5.8	3.9	80.0 FT% (28-35)
F 15 Lynn Kidd	6-10	235	Sr.	Gainesville, Fla.	13.2	6.6	5 dbl-dbls on the season



### KEY STORYLINES

#### THE SERIES

- Tech and Ohio State are set to meet for the seventh time Saturday as part of the NIT Round of 16.
- The Hokies lead the all-time series 4-2, including a 2-2 mark on the road.
- VT and OSU have not squared off since Nov. 28, 2005 - a 69-56 Buckeye win in Columbus.
- The first meeting of the series was on Dec. 18, 1972 - a 67-62 Tech win in Columbus. The Hokies later won the 1973 NIT championship that season.
- Tech's last trip to Columbus, Ohio was in 2007 for the NCAA tournament hosted in Nationwide Arena. The Hokies advanced to the

second round by defeating Illinois 54-52 before falling to Southern Illinois 63-48.

#### BIG PLAY TREY

- Trey McDonald, a graduate assistant for the Hokies, is an Ohio State alumnus (2015 with a bachelor's degree in economics).
- Trey played men's basketball for the Buckeyes from 2011-15, advancing to the NCAA tournament each of his four seasons.

#### IN IT TO WIN IT

- Tech is making its 15th appearance in the NIT and second straight after qualifying in 2023 as well.
- The Hokies have a 26-12

(.684) record all-time in the NIT, including a 2-5 (.286) mark on the road.

- VT is a two-time champion of the NIT, winning the tournament in 1973 and 1995.
- Ace Custis, currently a special assistant to the head coach for the Hokies, was a sophomore on the 1995 NIT championship team. He averaged 15.8 points and 10.5 rebounds per game that season.
- Tech improved to 13-2 all-time in its first game of the NIT after Tuesday's 74-58 victory over Richmond.
- VT fell to Cincinnati on the road in the first round of the NIT last year 81-72.

### 2023-24 SCHEDULE

RECORD	19-14
ACC	10-10
NON-CONFERENCE	9-4
HOME	15-2
AWAY	2-9
NEUTRAL	2-3

Date	Opponent	TV	Time/Result
11/6	Coppin State	ACCNX	W, 100-55
11/10	South Carolina <sup>1</sup>	ACCN	L, 77-79
11/15	Campbell	ACCNX	W, 60-44
11/19	Wofford	ACCNX	W, 98-76
11/23	Boise State <sup>2</sup>	ESPNU	W, 82-75
11/24	Iowa State <sup>2</sup>	ESPN2	W, 71-62
11/26	#19 Florida Atlantic <sup>2</sup>	ESPN	L, 50-84
11/29	at Auburn <sup>3</sup>	ESPN2	L, 57-74

12/3	Louisville <sup>*</sup>	ACCN	W, 75-68
12/9	Valparaiso	CW	W, 71-50
12/16	Vermont	ACCN	W, 73-51
12/21	American	ACCNX	W, 77-55
12/30	at Wake Forest <sup>*</sup>	ESPN2	L, 63-86

1/6	at Florida State <sup>*</sup>	ACCN	L, 74-77
1/10	#21 Clemson <sup>*</sup>	ESPN2	W, 87-72
1/13	Miami <sup>*</sup>	ACCN	L, 71-75
1/17	at Virginia <sup>*</sup>	ESPNU	L, 57-65
1/20	at NC State <sup>*</sup>	CW	W, 84-78
1/23	Boston College <sup>*</sup>	ACCN	W, 76-71
1/27	Georgia Tech <sup>*</sup>	ACCN	W, 91-67
1/29	#7 Duke <sup>*</sup>	ESPN	L, 67-77

2/3	at Miami <sup>*</sup>	ESPN	L, 74-82
2/10	at Notre Dame <sup>*</sup>	CW	L, 66-74
2/13	Florida State <sup>*</sup>	ESPNU	W, 83-75
2/17	at #7 North Carolina <sup>*</sup>	ACCN	L, 81-96
2/19	Virginia <sup>*</sup>	ESPN	W, 75-41
2/24	at Pitt <sup>*</sup>	CW	L, 64-79
2/27	at Syracuse <sup>*</sup>	ESPNU	L, 71-84

3/2	Wake Forest <sup>*</sup>	CW	W, 87-76
3/5	at Louisville <sup>*</sup>	ESPNU	W, 80-64
3/9	Notre Dame <sup>*</sup>	ESPNU	W, 82-76
3/13	Florida State <sup>4</sup>	ESPN	L, 76-86
3/19	Richmond <sup>5</sup>	ESPN2	W, 74-58
3/23	at Ohio State <sup>6</sup>	ESPN+	7 PM

All Times Eastern

\* - ACC Game

1 - Hall of Fame Series Charlotte (Charlotte, N.C.)

2 - ESPN Events Invitational (Orlando, Fla.)

3 - ACC/SEC Challenge (Auburn, Ala.)

4 - ACC Tournament (Washington, D.C.)

5 - NIT First Round (Blacksburg, Va.)

6 - NIT Second Round (Columbus, Ohio)



### CONTACT INFO

**Brian Cox** | Phone: (540) 250-0624  
Email: bcox90@vt.edu  
Associate AD, Creative Communications

## QUICK FACTS

### THE BASICS

University Name: Virginia Tech  
 Location: Blacksburg, Va.  
 Founded: 1872  
 Enrollment: 37,000  
 President: Dr. Tim Sands  
 Director of Athletics: Whit Babcock  
 Nickname: Hokies  
 Mascot: HokieBird  
 Colors: Chicago Maroon and Burnt Orange  
 Affiliation: NCAA Division I  
 Conference: Atlantic Coast (18th Season)

### FACILITY FACTS

CASSELL COLISEUM  
 Capacity: 8,925  
 Record in Arena: 663-214 (.756)  
 First Game: VT vs. Alabama (Jan. 3, 1962)  
 Largest Crowd: 11,500 (vs. Purdue, Dec. 3, 1966)

### TEAM INFORMATION

2022-23 Record: 19-15  
 Home/Away/Neutral: 13-4/2-10/4-1  
 Conference Record: 8-12  
 Home/Away: 6-4/2-8  
 Conference Finish: 11th  
 Conference Tournament: Second Round  
 Starters Returning/Lost: 2/3  
 Letterwinners Returning/Lost: 5/3  
 Newcomers: 7

Total seasons: 116  
 First season: 1908-09  
 All-Time Record: 1,556-1,286  
 All-Time ACC Record: 156-191  
 All-Time ACC Tournament Record: 15-19  
 ACC Championship Game Appearances (Titles): 1 (1 - 2022)  
 NCAA Tournament Appearances (Last): 13 (2022)  
 All-Time NCAA Record: 8-13



## MEDIA INFORMATION

### CREDENTIALS

Outlets interested in obtaining credentials to cover Virginia Tech basketball home games must apply for credentials via: [media.hokiesports.com/credentials](http://media.hokiesports.com/credentials).

You may also email: [bcox90@vt.edu](mailto:bcox90@vt.edu).

All credentials for Virginia Tech home games this season will be issued on a single-game basis, and media seating is extremely limited.

### INTERVIEW POLICY

During ACC play, Mike Young conducts weekly media press conferences, via Zoom. To request the Zoom link for a particular week, please email Brian Cox ([bcox90@vt.edu](mailto:bcox90@vt.edu)).

**Gamedays:** Coach Mike Young and select players will be available to the media following a 10-minute cooling off period after the game. For home games, interviews of Coach Young and players will be conducted in-person in the Cassell Coliseum media center.

**Non-Gamedays:** All coach and player interview requests need to be arranged through the Virginia Tech Creative Communications Office - contact Brian Cox (c. 540-250-0624; e. [bcox90@vt.edu](mailto:bcox90@vt.edu)). Players and coaches should not be contacted directly under any circumstances.



## 2023-24 VIRGINIA TECH NUMERICAL ROSTER

No.	Name	Cl.	Pos.	Ht.	Wt.	Hometown	Previous School
0	Hunter Cattoor	Gr.	G	6-3	200	Orlando, Fla.	Bishop Moore
2	MJ Collins	So.	G	6-4	195	Clover, S.C.	Combine Academy
3	Sean Pedulla	Jr.	G	6-1	195	Edmond, Okla.	Edmond Memorial
4	Mekhi Long	Gr.	F	6-7	200	Bryans Road, Md.	Old Dominion
5	Patrick Wessler	r-Fr.	C	7-0	255	Matthews, N.C.	Combine Academy
10	Brandon Rechsteiner	Fr.	G	6-1	185	Acworth, Ga.	Etowah
11	John Camden	r-So.	F	6-8	220	Downingtown, Pa.	Memphis
13	Jaydon Young	Fr.	G	6-4	205	Goldsboro, N.C.	Greensboro Day School
15	Lynn Kidd	Sr.	C	6-10	235	Gainesville, Fla.	Clemson
23	Tyler Nickel	So.	G/F	6-7	220	Harrisonburg, Va.	North Carolina
31	Robbie Beran	Gr.	F	6-9	215	Richmond, Va.	Northwestern
33	Michael Ward	So.	G	6-2	175	Bethesda, Md.	Walt Whitman
34	Mylyjael Poteat	Sr.	F	6-9	265	Reidsville, N.C.	Rice
55	Conner Venable	Fr.	G	6-3	190	Washington, D.C.	The Heights School

## COACHING & SUPPORT STAFF

**Head Coach:** Mike Young (Emory & Henry, 1986)  
**Record at VT:** 92-65 (5th Year)  
**Overall Record:** 391-309 (22nd Year)  
**Assistant Coach:** J.D. Byers (1st Year)  
**Assistant Coach:** Kevin Giltner (5th Year)  
**Assistant Coach:** Christian Webster (8th Year)  
**Chief of Staff:** Stephanie Ballein (5th Year)  
**Special Assistant for Recruiting:** Matt Olinger (5th Year)  
**Director of Player Personnel:** Ryan Nadeau (6th Year)  
**Special Assistant to the Head Coach:** Ace Custis (5th Year)  
**Strength & Conditioning:** David Jackson (16th Year)  
**Athletic Trainer:** Hisham Ziyout (5th Year)

## PRONUNCIATION GUIDE

Hunter Cattoor	cuh-TOUR
Sean Pedulla	puh-DOOL-uh
Patrick Wessler	WES-lerr
Brandon Rechsteiner	WRECK-stein-er
Robbie Beran	BARE-in
Mylyjael Poteat	Muh-LIE-juhl POH-teet

## ROSTER BY CLASS

Freshmen (4)	Sophomores (4)	Juniors (1)	Seniors (5)
Brandon Rechsteiner	John Camden*	Sean Pedulla	Robbie Beran^
Jaydon Young	MJ Collins		Hunter Cattoor^
Conner Venable	Tyler Nickel		Lynn Kidd
Patrick Wessler*	Michael Ward		Mekhi Long^
			Mylyjael Poteat

\* = Redshirt  
 ^ = Graduate Student

## SOCIAL





## BY THE NUMBERS

**6** Virginia Tech enters the NIT as a **top-three seed** for the **sixth time** in program history and the **second time** as a **No. 3 seed**.

**18** Hunter Cattoor scored **10 points** vs. Richmond to eclipse **1,500** for his career. He became the **18th Hokie** to reach the mark in program history and first since **Erick Green** in **2012-13**.

**3** Lynn Kidd ranks **third** nationally in **FG percentage** at **67.1%**, only trailing AJ Braun of Wright State (68.9%) and Keeshawn Kellman of FGCU (68.4%).

## NOTEWORTHY

### MJ IN MARCH

- MJ Collins has elevated his game in March for the Hokies. He's reached double-figure scoring in each of his last five games, including three straight 15-point performances. That's the longest double-digit scoring stretch of his career.
- Additionally, Collins has been a terrific distributor of the ball, recording at least four assists in four of Tech's last five games.
- Coincidentally, the Hokies are 4-1 in March.

Stat	Overall	March
Points Per Game	7.5	13.8
FG%	.349	.500
3FG%	.286	.478
Assists Per Game	2.7	3.6

### CELEBRATING THE '73 NIT CHAMPS

- Virginia Tech welcomed back members of the 1973 NIT championship team in October of 2022 to celebrate the 50th anniversary of that team winning it all, alongside members of the 2022 ACC tournament champions.
- Allan Bristow, a member of the 1973 NIT championship team, still owns Tech's single-game scoring record. He dropped in 52 points vs. George Washington on Feb. 21, 1973. Bristow finished his VT career with 1,804 career points – seventh all-time in program history.

### CONFERENCE CHAMP SLAYERS

- The Hokies defeated three conference champions over the course of the 2023-24 season.

Opponent	Conference Champ	Result
Iowa State	Big 12	W, 71-62
Vermont	America East	W, 73-51
NC State	ACC	W, 84-78

### CASSELL MAGIC

- Virginia Tech boasts a 15-2 record at home this season with its only two losses to Miami (without Hunter Cattoor) and Duke.
- In five seasons under Mike Young, the Hokies are 61-18 (.772) inside Cassell Coliseum.
- Even more impressive, Tech is 36-3 (.923) when combining the home records of men's basketball, women's basketball and wrestling in 2023-24. It's the second-highest win percentage at home in Division I across those three sports.

## DEVOTED TO DEVELOPMENT

- The Virginia Tech coaching staff takes great pride in player development and the numbers back that up.
- For the second straight season, the Hokies had at least one player in the top two of the ACC in points per game improvement from the prior season.
- Sean Pedulla ranked second in the ACC in 2022-23 in points per game improvement (+9.6). This season, Lynn Kidd and Tyler Nickel rank first and second, respectively, in that category.

Player	22-23	23-24	Change
Lynn Kidd (VT)	5.0	13.2	+8.2
Tyler Nickel (VT)	2.1	8.9	+6.8
J.R. Konieczny (ND)	1.6	7.7	+6.1
Isaac McKneely (UVA)	6.7	12.3	+5.6
Ryan Dunn (UVA)	2.7	8.1	+5.4

### ALL GAS, NO BRAKES FOR PEDULLA

- Sean Pedulla ranked eighth among ACC players in conference-only scoring.
- He averaged 17.3 points per game in ACC play.
- Mike Young joked that Pedulla is "all gas, there's not a brake on that boy."
- Sean Pedulla dialed up back-to-back 30-balls vs. then-No. 21 Clemson and Miami, earning him ACC player of the week honors on Jan. 15.
- He joined former teammate Grant Basile as the only two Tech men's basketball players since 2004 to have back-to-back games of at least 30 points.
- Pedulla's 13 made field goals against the Hurricanes tied Basile for the Virginia Tech single-game record for a player in an ACC game.

### PERFECT FROM THE LINE

- The Hokies went 16 for 16 from the free-throw line against Boston College. It was the first time since Nov. 13, 2022 Tech did not miss a free throw with double-digit attempts.
- The last time Tech hit at least 16 free throws without a miss was March 4, 2009 against No. 1 North Carolina in the ACC tournament in Atlanta, Ga. (17-17).
- VT ranks second in the ACC and sixth nationally in free-throw percentage at 79.3, trailing only Villanova (81.4), Princeton (81.0), Indiana State (79.7), Wake Forest (79.5) and Montana (79.3).

### WE DON'T TURN THE BALL OVER HERE

- If one attends a VT men's basketball practice, you are almost guaranteed to hear head coach Mike Young say at some point: "We don't turn the ball over here."
- Over the last six seasons, only one Mike Young team has ranked outside the top 65 in the nation for turnovers per game – this one.

Season	Turnovers Per Game	Rank
2023-24	10.9	97
2022-23	9.9	12
2021-22	10.9	37
2020-21	11.6	63
2019-20	9.9	4
2018-19	10.9	30

### NEW KIDD ON THE BLOCK

- Lynn Kidd is one of the breakout stories in the ACC. From a player who only saw action in seven games his freshman season at Clemson\*, to averaging 13.2 points and 6.6 rebounds per game as a senior at Virginia Tech, Mike Young and his staff have developed a force to be reckoned with down low.

Season	PPG	RPG	MPG	FG%
2020-21*	1.1	1.0	4.7	.333
2021-22	0.7	1.1	2.5	.375
2022-23	5.0	3.4	12.7	.664
2023-24	13.2	6.6	23.3	.671

- Entering this weekend, here's where Kidd ranks among ACC players in a few statistical categories.

Stat	#	Rank
Rebounding	6.6	15th
FG%	.671	1st
FT%	.840	6th
Double-Doubles	5	11th

### HISTORY MADE IN HIS HOMETOWN

- Hunter Cattoor surpassed A.D. Vassallo for the most 3-pointers made in a career in program history against Boise State on Nov. 23. The record came in Cattoor's hometown of Orlando and was achieved in nine fewer games than Vassallo.

Seasons	Name	GP	3FG
2019-pr.	Hunter Cattoor	151	330
2005-09	A.D. Vassallo	133	267
2007-11	Malcolm Delaney	136	264
1986-89	Wally Lancaster	82	257
2014-18	Justin Bibbs	128	254

## HUNT IN HIS BAG OFF THE COURT, TOO

- This past June, Hunter Cattoor and longtime girlfriend Chloe Brooks got engaged.
- His IG caption read: "Added another ring to our collection." Cattoor won the 2022 ACC title, while Brooks, a guard for VT women's basketball, won the 2023 ACC championship en route to the program's first-ever Final Four.
- Chloe Brooks is the second of Tech women's basketball head coach Kenny Brooks' three daughters.

## YOUNG MOVING UP THE RANKS

- Mike Young is in his fifth season in Blacksburg and is tied for seventh in all-time wins at VT.

Name	Seasons	Record
Charles Moir	11 (1976-87)	213-119 (.642)
Seth Greenberg	9 (2003-12)	170-123 (.580)
Chuck Noe	7 (1955-62)	109-51 (.681)
Howie Shannon	7 (1964-71)	104-68 (.605)
Bill Foster	6 (1991-97)	101-78 (.564)
Buzz Williams	5 (2014-19)	100-69 (.592)
<b>Mike Young</b>	<b>5 (2019-pr.)</b>	<b>92-65 (.586)</b>
Don DeVoe	5 (1971-76)	88-45 (.662)

## NON-CON NO JOKE

- According to the KenPom rankings, Tech played the second-toughest nonconference schedule since the service began keeping the metric.

Season	Nonconference Schedule Ranking
2006-07	135
<b>2023-24</b>	<b>141</b>
2007-08	150
2011-12	152
2010-11	158
2021-22	174

## GRANDPA HUNT

- Hunter Cattoor played in his 137th career game last Tuesday vs. Boston College, setting a new program record. He passed Malcolm Delaney at 136 games played.
- "It's pretty cool, especially the whole kind of journey that I've had," Cattoor said. "And I wasn't supposed to be here. Early in my senior year, I thought I was going to be playing in the SoCon (originally committed to Wofford), so to have the most games at an ACC school is pretty cool and I feel super blessed."

## EIGHT STRAIGHT TRIPS TO THE POSTSEASON

- With the Hokies' selection into the 2024 NIT, they have now been selected for a postseason tournament in eight consecutive seasons.

Year	Postseason Tournament	Head Coach
2024	NIT	Mike Young
2023	NIT	Mike Young
2022	NCAA	Mike Young
2021	NCAA	Mike Young
2019	NCAA	Buzz Williams
2018	NCAA	Buzz Williams
2017	NCAA	Buzz Williams
2016	NIT	Buzz Williams

- A pretty remarkable turnaround for a program that prior to 2017 had only gone to the NCAA Tournament once (2007) in 20 years. Tech has been to the Big Dance a total of 13 times in program history and 14 times to the NIT.

## SHENANDOAH VALLEY STAND UP!

- Tyler Nickel hails from Harrisonburg, Va., in the Shenandoah Valley, the home region of two other Commonwealth basketball greats in Dell Curry and Ralph Sampson. Curry went on to play at Virginia Tech, finishing as the program's No. 2 all-time leading scorer with 2,385 career points and was drafted by the Utah Jazz in 1986. Sampson was a three-time national player of the year at Virginia, before being drafted as the No. 1 overall pick in the 1983 NBA Draft.
- However, it is Nickel who is the Virginia High School League's all-time leading scorer with 2,909 career points, passing the likes of Mac McClung, J.J. Redick, Moses Malone, Alonzo Mourning, Grant Hill and Allen Iverson on the way to the top.



## ACC ACTIVE CAREER 3FG LEADERS

	NAME (SCHOOL)	3FG	GP
1.	Joe Girard III (Clemson)	393	157
2.	Darin Green, Jr. (Florida State)	377	146
3.	DJ Horne (NC State)	346	155
4.	<b>Hunter Cattoor (Virginia Tech)</b>	<b>330</b>	<b>151</b>
5.	Blake Hinson (Pitt)	298	129
6.	Nijel Pack (Miami)	291	113
7.	Cormac Ryan (North Carolina)	278	149
8.	RJ Davis (North Carolina)	267	135
9.	Damari Monsanto (Wake Forest)	190	80
10.	Casey Morsell (NC State)	171	153

## ACC ACTIVE CAREER 3FG% LEADERS

	NAME (SCHOOL)	3FG-3FGA	3FG%
1.	Alex Hemenway (Clemson)	124-289	42.9
2.	Isaac McKneely (Virginia)	132-312	42.3
3.	<b>Hunter Cattoor (Virginia Tech)</b>	<b>330-795</b>	<b>41.5</b>
4.	Jaeden Zackery (Boston College)	115-284	40.5
	Nijel Pack (Miami)	291-719	40.5
6.	Jake Heidbreder (Clemson)	119-304	39.1
7.	DJ Horne (NC State)	346-892	38.8
8.	Damari Monsanto (Wake Forest)	189-494	38.3
9.	Darin Green (Florida State)	377-991	38.0
10.	Blake Hinson (Pitt)	298-789	37.8

## VT CAREER GAMES PLAYED

	NAME (YEARS)	GP
1.	<b>Hunter Cattoor (2019-pr.)</b>	<b>151</b>
2.	Malcolm Delaney (2007-11)	136
3.	Doreno Hudson (2007-12)	135
4.	Ahmed Hill (2014-19)	134
	Jeff Allen (2007-11)	134
6.	Terrell Bell (2007-11)	133
	A.D. Vassallo (2005-09)	133
8.	Devin Wilson (2013-18)	129
	Erick Green (2009-13)	129
10.	Justin Bibbs (2014-18)	128
	Bobby Beecher (1982-86)	128

## VT CAREER 3FG%

	NAME (YEARS)	3FG-3FGA	3FG%
1.	Ty Outlaw (2015-19)	136-291	46.7
2.	Justin Bibbs (2014-18)	254-599	42.4
3.	<b>Hunter Cattoor (2019-pr.)</b>	<b>330-795</b>	<b>41.5</b>
4.	Eddie Lucas (1997-99)	121-294	41.2
5.	Jalen Cone (2019-21)	101-246	41.1



## TEAM COMPARISON

VT	Stat	OSU
75.0	Points Per Game	75.3
70.7	Opponents Points Per Game	69.9
+4.3	Scoring Margin	+5.4
32.2	Rebounds Per Game	37.0
+0.5	Rebounding Margin	+2.9
.467	FG Percentage	.452
.454	FG Percentage Defense	.427
.351	3FG Percentage	.348
.342	3FG Percentage Defense	.349
8.2	3FG Made Per Game	7.1
.793	FT Percentage	.760
15.1	Assists Per Game	13.9
10.9	Turnovers Per Game	10.6

## DANCIN' IN BACK-TO-BACK SEASONS

- In previous seasons in Virginia Tech history, the fastest head coach to make the NCAA Tournament was in Year Three. Those Hokies were Howie Shannon, Charlie Moir and Buzz Williams.
- Therefore, with Mike Young doing so in Year Two, he became the fastest Tech coach to make The Dance.
- The Hokies have also never had a head coach lead them to the NCAA Tournament in two of their first three seasons.
- Mike Young becomes just the third head coach in program history to register multiple trips to the NCAA Tournament, joining Charlie Moir and Buzz Williams.
- Here's a rundown of the head coaches who have guided Tech to the NCAA Tournament.

Head Coach	NCAAT Years	# of App.
Charlie Moir	1979, 1980, 1985, 1986	4
Buzz Williams	2017, 2018, 2019	3
<b>Mike Young</b>	<b>2021, 2022</b>	<b>2</b>
Don DeVoe	1976	1
Bill Foster	1996	1
Seth Greenberg	2007	1
Howie Shannon	1967	1

## ONE BIG FAMILY

- The camaraderie between the VT men's and women's basketball teams as described by Hunter Cattoor:
- "I'd say it's like a whole big family there. We play and practice in the same facility, so we see them every day, whether that's working out on our own time or during lift and practice. We see them all around. We're saying hey to them. I know Coach Brooks is doing a great job over there with that team. But I look at them as family. ... I think it's great for both programs to be together and support each other and want each other to do well."

## 50 SPOT

- Tech shot over 50% in a game five times during the 2020-21 season - going 5-0.
- Since Young got to Blacksburg, the Hokies are 42-5 in contests shooting 50% or greater - only losses: vs. BYU (11/27/19), vs.

Miami (1/26/22), at College of Charleston (11/20/22), at Miami (1/31/23), vs. South Carolina (11/10/23).

- Since the 2010-11 season, Tech is 113-16 when shooting 50% or better.

## COACH HUNT


- Mike Young had never let a player install a play before in his 38 years of coaching. He'd never had a player like Hunter Cattoor before, though.
- "He wants to be a coach," Young said on Oct. 3. "I had him install [a play] yesterday. I don't think I've ever done that in 38 years as a coach.
- "He commands a great deal of admiration and respect for what he's done here. [It] permeates throughout the program. I think he has embraced that and has done quite a good job thus far, and it'll be very important for this bunch."
- With defense being a point of emphasis for the entire Tech team heading into the season, Cattoor's tutelage will be crucial — and the teaching role is one he hopes to continue into the future. H/T Jack Brizendine

## FOCUSED ON TEAM SUCCESS

- As Cattoor wraps up his career in Blacksburg this season, his focus will be on getting the team back to the top of the ACC — and he knows everyone's personal goals will come to fruition in the process.
- "At the end of the day, you want to go out on a high note. You want to compete for another ACC championship. You want to make it to the big dance and make a run," he said.
- "I think that's just the main thing to worry about — team success — and the individual success will come along." H/T Jack Brizendine

## BYERS BOUGHT IN ON DEFENSIVE END

- J.D. Byers was hired as an assistant coach in April, bringing 13 years of experience at the Division I level with him to Blacksburg. He worked three stints with current Penn State head coach Mike Rhoades, most recently at VCU from 2017 to 2023.
- According to KenPom, VCU ranked 15th in adjusted defensive efficiency last season. Its three rankings the previous four seasons: seventh, 14th, 45th and seventh. Tech has only posted a top-40 defense five times since joining the ACC in 2004, the last time being 2019-20 under Buzz Williams (No. 20). H/T David Cunningham
- Though he wasn't necessarily the main reason why the Rams were so stingy on defense, Byers brought those lessons to Blacksburg. He watched Tech's games from last season through a unique lens since he wasn't involved, and the players said his feedback in specific areas has really helped.



The 2023-24 season marks the 22nd for Mike Young as a head coach.

## SPECIALTY STAT TRACKER

Opponent	Off TOs	Paint	2nd Chance	FB	Bench
Coppin State	30	36	8	10	50
South Carolina	11	36	7	6	17
Campbell	12	30	11	6	9
Wofford	23	44	18	19	33
vs. Boise State	27	32	2	19	22
vs. Iowa State	7	16	10	5	15
vs. Florida Atlantic	11	32	6	2	17
at Auburn	5	14	14	3	29
Louisville	17	36	10	5	31
Valparaiso	17	22	11	4	15
Vermont	17	24	8	7	24
American	15	48	6	4	28
at Wake Forest	7	30	0	5	25
at Florida State	8	22	11	2	14
Clemson	19	34	8	6	39
Miami	12	32	11	8	2
at Virginia	6	20	6	17	12
at NC State	22	32	5	14	20
Boston College	19	28	4	6	13
Georgia Tech	4	36	9	0	32
Duke	11	36	8	2	4
at Miami	13	32	10	3	18
at Notre Dame	5	32	10	8	23
Florida State	23	16	10	7	23
at North Carolina	20	36	9	2	31
Virginia	24	36	6	4	30
at Pitt	11	32	6	11	10
at Syracuse	9	50	9	4	14
Wake Forest	16	42	7	4	6
at Louisville	15	18	5	4	22
Notre Dame	10	38	17	12	20
vs. Florida State	9	32	10	14	21
Richmond	7	32	7	0	12
at Ohio State					
<b>Total +/-</b>	<b>+48</b>	<b>-78</b>	<b>-55</b>	<b>+18</b>	<b>+63</b>
<b>Season Highs</b>	<b>30</b>	<b>50</b>	<b>18</b>	<b>19</b>	<b>50</b>

## FAST BREAK

Tech has registered **two** wins over **top five** programs under head coach Mike Young - most recently an 81-73 win over No. 3 Villanova on Nov. 28, 2020.

## SCHOOL RECORDS

### INDIVIDUAL

Games Played (Season)	36, by 5 players
Games Started (Season)	36, by 5 players
Games Played (Career)	<b>151, Hunter Cattoor (2019-pr.)</b>
Games Started (Career)	126, Dell Curry (1982-86); Bobby Beecher (1982-86)
Consecutive Starts	123, Ace Custis (1993-97)
Minutes Played (Game)	55, by 3 players
Minutes Played (Season)	1,300, Malcolm Delaney (2010-11), 34 games
Minutes Played (Highest Season Average)	38.6, Jay Purcell (1991-92), 28 games
Minutes Played (Career)	4,688, Malcolm Delaney (2007-11)
Minutes Played (Highest Career Average)	35.1, Dale Solomon, 1978-82
Points (Overall Game)	52, Allan Bristow vs. George Washington (2-21-73)
Points (ACC Game)	37, Malcolm Delaney vs. Clemson (1-29-09)
Points (ACC Tournament Game)	32, Jalen Hudson vs. Wake Forest (3-10-15)
Points (NCAA Tournament)	29, Glen Combs vs. Indiana (3-17-67)
Points (NIT)	33, A.D. Vasallo vs. Duquesne (3-18-09)
Points (Season)	801, Erick Green (2012-13), 32 games
Points (ACC Season)	469, Erick Green (2012-13), 18 games
Points (Season Average)	26.6, Bimbo Coles (1988-89), 27 games
Points (Double-Figure Games, Season)	34, Dell Curry (1983-84), 35 games
Points (Career)	2,484, Bimbo Coles (1986-90)
Points (Career Average)	23.1, Allan Bristow (1970-73)
Points (Double-Figure Games, Career)	115, Dell Curry (1982-86)
Field Goals Made (Game)	22, Allan Bristow vs. George Washington (2-21-73)
3-Pointers Made (Game)	9, Hunter Cattoor at Florida State (1-29-22); Justin Robinson vs. Syracuse (1-26-19)
Field Goals Made (Season)	305, Dell Curry (1985-86), 30 games
3-Pointers Made (Season)	106, Wally Lancaster (1987-88), 29 games
Field Goals Made (Career)	1,021, Dell Curry (1982-86)
3-Pointers Made (Career)	<b>330, Hunter Cattoor (2019-pr.)</b>
Free Throws Made (Game)	20, by 3 players
Free Throws Made (Season)	230, Malcolm Delaney (2009-10), 33 games
Free Throws Made (Career)	721, Malcolm Delaney (2007-11)
Rebounds (Game)	36, Chris Smith vs. Washington & Lee (1-9-59)
Rebounds (Season)	495, Chris Smith (1959-60), 26 games
Rebounds (Career)	1,508, Chris Smith (1957-61)
Assists (Game)	12, by 3 players
Assists (Season)	192, Dave Sensibaugh (1975-76), 28 games
Assists (Career)	547, Bimbo Coles (1986-90)
Steals (Game)	8, by 3 players
Steals (Season)	94, Jamon Gordon (2006-07), 34 games
Steals (Career)	295, Dell Curry (1982-86)
Blocks (Game)	9, Roy Brow vs. James Madison (12-6-86); vs. Baptist College (12-12-87)
Blocks (Season)	100, Roy Brow (1987-88), 28 games
Blocks (Career)	251, Roy Brow (1984-88)
<b>TEAM</b>	
Points (Game)	141, vs. Southern Miss (2-6-88)
Points (Season)	2,646, 1987-88, 29 games
Field Goals Made (Game)	52, vs. VMI (2-20-59)
Field Goals Made (Season)	1,058, 1983-84, 35 games
FG Percentage (Game)	.722 (39-54), vs. Syracuse (1-28-76)
FG Percentage (Season)	.517 (1,030-1,993), 1981-82
3-Pointers Made (Game)	21, vs. Delaware State (11-20-19)
3-Pointers Made (Season)	327, 2018-19, 35 games
3FG Percentage (Game)	.720 (18-25), at Florida State (1-29-22)
3FG Percentage (Season)	.403 (290-720), 2016-17
Rebounds (Game)	83, vs. VMI (2-19-61)
Assists (Game)	36, vs. The Citadel (11-12-17)
Steals (Game)	21, at Clemson (2-8-06)
Blocks (Game)	15 (2x), last vs. VMI (12-9-09)

## 2023-24 HONORS WATCH



### Sean Pedulla

*The Almanac Top 100*

- Ranked No. 96

*ACC Player of the Week*

- Jan. 15, 2024

*All-ACC Third Team*

- ACC Postseason Awards

### Hunter Cattoor

*ESPN Events Invitational*

- All-Tournament team

### Lynn Kidd

*ACC Co-Player of the Week*

- Dec. 26, 2023





## BLUE COLLAR MENTALITY

- Fifth-year guard Hunter Cattoor talks about the work ethic and mentality a Coach Young team possesses.



## EMBRACING ALL ASPECTS OF LIFE

- Robbie Beran has a deep connection with animals. He's pursuing a master's degree in applied animal behavior and welfare at Virginia Tech. Under his roof, Beran has his two dogs – Smokey (chihuahua) and Stella (a Labrador retriever/mutt mix) – then his girlfriend's dog, Ivy (golden retriever).
- The COVID-19 pandemic allowed Beran to embrace his connection with them and the emotional support they have to offer.
- Beran is also thrilled to be playing his final season of college basketball in the Commonwealth. The Richmond, Va., native is reunited with his sister, Annemarie, who attends the Edward Via College of Osteopathic Medicine (VCOM) in Blacksburg.



## LEADING AT THE BREAK

- Over the last four seasons, Tech is 67-15 when leading at halftime.
- The Hokies are 79-20 in the Mike Young era when up at half.



## NATIONAL POLLS

### ASSOCIATED PRESS POLL

Updated: March 18

Rank	School	Record	Points
1	UConn (61)	31-3	1549
2	Houston (1)	30-4	1460
3	Purdue	29-4	1436
4	Iowa State	27-7	1342
5	North Carolina	27-7	1325
6	Tennessee	24-8	1158
7	Auburn	27-7	1096
8	Marquette	25-9	1082
9	Arizona	25-8	1080
10	Illinois	26-8	1040
11	Creighton	23-9	920
12	Kentucky	23-9	866
13	Duke	24-8	834
14	Baylor	23-10	806
15	Saint Mary's	26-7	568
16	South Carolina	26-7	527
17	Kansas	22-10	445
18	Gonzaga	25-7	413
19	Alabama	21-11	380
20	Utah State	27-6	346
21	BYU	23-10	310
22	Texas Tech	23-10	205
23	Wisconsin	22-13	175
24	San Diego State	24-10	158
25	Washington State	24-9	138

**Receiving Votes:** New Mexico 134, Florida 120, Nevada 51, NC State 36, James Madison 31, Dayton 27, Drake 26, Oregon 12, Colorado 10, Texas 7, Nebraska 7, McNeese 6, Boise State 6, Mississippi State 5, Clemson 5, South Florida 3, Colorado State 3, Florida Atlantic 2

**Dropped from Rankings:** Nevada 23, Dayton 24

### USA TODAY COACHES' POLL

Updated: March 18

Rank	School	Record	Points
1	UConn (32)	31-3	800
2	Houston	30-4	752
3	Purdue	29-4	740
4	Iowa State	27-7	697
5	North Carolina	27-7	672
6	Tennessee	24-8	595
7	Auburn	27-7	573
8	Marquette	25-9	560
9	Arizona	25-8	544
10	Illinois	26-8	508
11	Creighton	23-9	506
12	Kentucky	23-9	415
13	Baylor	23-10	411
14	Duke	24-8	400
15	Saint Mary's	26-7	297
16	Gonzaga	25-7	220
17	South Carolina	26-7	218
18	Alabama	21-11	197
19	Utah State	27-6	193
20	Kansas	22-10	188
21	BYU	23-10	182
22	Texas Tech	23-10	134
23	Florida	24-11	130
24	Wisconsin	22-13	110
25	San Diego State	24-10	74

**Receiving Votes:** New Mexico 68, Washington State 63, Dayton 30, James Madison 30, Nevada 29, Drake 29, Nebraska 12, NC State 11, Colorado 4, Indiana State 2, Boise State 2, McNeese 1, Grand Canyon 1, Pittsburgh 1, Michigan State 1

**Dropped from Rankings:** Nevada 22, Dayton 24, Washington State 25

### TRACKING TECH

	AP	Coaches
Preseason	-	-
11/13	-	-
11/20	-	-
11/27	-	-
12/4	-	-
12/11	-	-
12/18	-	-
12/25	-	-
1/1	-	-
1/8	-	-
1/15	-	-
1/22	-	-
1/29	-	-
2/5	-	-
2/12	-	-
2/19	-	-
2/26	-	-
3/4	-	-
3/11	-	-
3/18	-	-
Final	-	-

#### Ratings Tracker (through March 20)

ESPN.com BPI	43
KenPom.com	54
Massey	63
NCAA NET Rankings	60
Bart Torvik	53

#### Virginia Tech's "Best" NET Wins:

Iowa State	6
Boise State	26
Clemson	35
Wake Forest	43
Virginia	54
NC State	63
Richmond	73



## 2023-24 RANKING SUMMARY

Statistic	National Conference		Value	National Leader	Value	Conference Leader	Value
	Rank	Rank					
Assist/Turnover Ratio (351 ranked)	61	6	1.38	UConn	1.88	Virginia	1.86
Assists Per Game (351 ranked)	62	2	15.1	Kansas	18.8	Duke	15.4
Bench Points per game (351 ranked)	130	3	20.64	Cornell	36.03	Florida St.	27.82
Blocks Per Game (351 ranked)	303	14	2.5	App State	6.8	Virginia	5.0
Effective FG pct (351 ranked)	50	3	0.541	Indiana St.	0.601	Duke	0.552
Fastbreak Points (351 ranked)	307	11	6.88	TCU	18.06	Syracuse	13.00
Field Goal Percentage (351 ranked)	65	4	46.7	Wright St.	53.0	Duke	48.2
Field Goal Percentage Defense (351 ranked)	276	13	45.4	Houston	37.9	Virginia	40.6
Fouls Per Game (351 ranked)	75	7	15.6	Creighton	11.3	Miami (FL)	13.1
Free Throw Attempts Per Game (351 ranked)	214	9	18.5	Winthrop	26.8	North Carolina	23.0
Free Throw Percentage (351 ranked)	6	2	79.3	Villanova	80.8	Wake Forest	79.6
Free Throws Made Per Game (351 ranked)	122	5	14.6	High Point	20.5	North Carolina	17.4
Rebound Margin (351 ranked)	188	10	0.5	Saint Mary's (CA)	12.0	North Carolina	7.4
Rebounds (Defensive) Per Game (351 ranked)	233	12	24.45	UT Martin	31.06	North Carolina	29.03
Rebounds (Offensive) Per Game (351 ranked)	331	15	7.76	Texas A&M	17.26	North Carolina	12.12
Rebounds Per Game (351 ranked)	323	15	32.21	Texas A&M	42.71	North Carolina	41.15
Scoring Defense (351 ranked)	134	7	70.7	Houston	57.0	Virginia	59.7
Scoring Margin (351 ranked)	118	6	4.3	McNeese	18.9	Duke	12.4
Scoring Offense (351 ranked)	134	10	75.0	Alabama	90.8	North Carolina	81.5
Steals Per Game (351 ranked)	310	13	5.2	UTEP	11.4	Florida St.	9.2
Three Point Attempts Per Game (351 ranked)	112	6	23.4	North Florida	33.2	Pittsburgh	26.9
Three Point Percentage (351 ranked)	119	9	35.1	Kentucky	41.2	Duke	37.7
Three Point Percentage Defense (351 ranked)	222	11	34.2	Louisiana	27.6	Virginia	30.5
Three Pointers Per Game (351 ranked)	100	6	8.2	North Florida	12.0	Pittsburgh	9.6
Turnover Margin (351 ranked)	147	7	0.5	Houston	7.1	Virginia	3.9
Turnovers Forced Per Game (351 ranked)	206	6	11.48	UTEP	18.71	Florida St.	14.94
Turnovers Per Game (351 ranked)	97	9	10.9	Virginia	8.1	Virginia	8.1
Winning Percentage (351 ranked)	138	9	57.6	James Madison UConn	91.2	North Carolina	79.4

## GAMES STARTED

	Streak	23-24	Career	ACC
Hunter Cattoor	17	32	103	59
MJ Collins	19	27	43	32
Sean Pedulla	21	31	65	41
Mekhi Long	-	5	69	2
Patrick Wessler	-	-	-	-
Brandon Rechsteiner	-	2	2	-
John Camden	-	-	-	-
Jaydon Young	-	-	-	-
Lynn Kidd	2	32	37	23
Tyler Nickel	-	7	7	3
Robbie Beran	19	28	128	19
Michael Ward	-	-	-	-
Mylyjael Poteat	-	1	4	1
Conner Venable	-	-	-	-




## NON-CONFERENCE BREAKDOWN

Team	NET	Result
Coppin State	360	W, 100-55
South Carolina	43	L, 77-79
Campbell	294	W, 60-44
Wofford	162	W, 98-76
Boise State	75	W, 82-75
Iowa State	5	W, 71-62
#19 Florida Atlantic	6	L, 50-84
Auburn	21	L, 57-74
Valparaiso	317	W, 71-50
Vermont	116	W, 73-51
American	301	W, 77-55



Hunter Cattoor is first all-time at VT in career 3-pointers made with 330.



## SEASON BREAKDOWN

### TECH'S RECORD WHEN...

	2023-24
Overall	19-14
ACC	10-10
At home	15-2
On the road	2-9
At neutral sites	2-3
After a win	10-8
After a loss	8-6
In overtime	0-0
vs. ranked opponents	1-3
Winning the opening tip	10-5
Losing the opening tip	9-9
Decided by 1-4 points or OT	0-3
Decided by 5-10 points	7-5
Decided by 11-20 points	6-4
Decided by 21+ points	6-2
Leading at half	17-5
Tied at half	1-1
Trailing at half	1-8
VT shoots 50% or better	8-1
VT shoots 40-49.9%	10-10
VT shoots less than 40%	1-3
VT out-shoots opponent	14-4
Opp. out-shoots VT	5-10
Opp. shoots 40% or better	12-13
Opp. shoots less than 40%	7-1
VT out-rebounds opponent	13-3
Opp. out-rebounds VT	6-11
Rebounds are tied	0-0
VT has more FT attempts	17-3
Opp. has more FT attempts	2-11
VT makes more 3-pointers	12-8
Opp. makes more 3-pointers	6-5
VT wins turnover battle	13-5
Opp. wins turnover battle	4-8
Turnovers are tied	2-1
VT scores 100+	1-0
VT scores 90-99 points	2-0
VT scores 80-89 points	7-1
VT scores 70-79 points	8-6
VT scores 60-69 points	1-4
VT scores 50-59 points	0-3
VT scores < 50 points	0-0
Opp. scores > 99 points	0-0
Opp. scores 90-99 points	0-1
Opp. scores 80-89 points	0-5
Opp. scores 70-79 points	8-7
Opp. scores 60-69 points	4-1
Opp. scores 50-59 points	5-0
Opp. scores < 50 points	2-0
Playing on Monday	2-1
Playing on Tuesday	4-1
Playing on Wednesday	2-3
Playing on Thursday	2-0
Playing on Friday	1-1
Playing on Saturday	6-7
Playing on Sunday	2-1
In November	5-3
In December	4-1
In January	4-4
In February	2-5
In March	4-1
Playing during the day	4-6
Playing at night	15-8
Wearing White	14-4
Wearing Maroon	1-4
Wearing Orange	2-4
Wearing Black	2-2

### STARTING LINEUPS

#### W/L

14-10	Sean Pedulla, Hunter Cattoor, MJ Collins, Robbie Beran, Lynn Kidd
1-0	Sean Pedulla, Hunter Cattoor, MJ Collins, Robbie Beran, Mylyjael Poteat
0-1	Sean Pedulla, Hunter Cattoor, MJ Collins, Mekhi Long, Lynn Kidd
1-1	Sean Pedulla, Hunter Cattoor, Tyler Nickel, Robbie Beran, Lynn Kidd
1-1	Sean Pedulla, Hunter Cattoor, Tyler Nickel, Mekhi Long, Lynn Kidd
0-1	Sean Pedulla, MJ Collins, Tyler Nickel, Robbie Beran, Lynn Kidd
2-0	Brandon Rechsteiner, Hunter Cattoor, Tyler Nickel, Mekhi Long, Lynn Kidd

#### Margin of Victory/Defeat

	1	2	3	4	5	6	7	8	9	10	11-19	20+
Wins	-	-	-	-	1	2	2	1	1	-	6	6
Losses	-	1	1	1	-	-	-	3	-	2	4	2

#### Most First Half Points

Virginia Tech	53 vs. Clemson (1/10/24)
Opponents	50 by North Carolina (2/17/24)

#### Most Second Half Points

Virginia Tech	55 (2x), last vs. Wofford (11/19/23)
Opponents	56 by Miami (2/3/24)

#### Fewest First Half Points

Virginia Tech	18 at Virginia (1/17/24)
Opponents	16 (2x), last by Virginia (2/19/24)

#### Fewest Second Half Points

Virginia Tech	26 vs. FAU (11/26/23)
Opponents	25 by Virginia (2/19/24)

#### Largest Halftime Lead

Virginia Tech	26 vs. Coppin State (11/6/23)
Opponents	20 by Wake Forest (12/30/23)

#### Largest Margin of Victory

Virginia Tech	45 vs. Coppin State (11/6/23)
Opponents	34 by FAU (11/26/23)

### MISCELLANEOUS

#### How 1st Points Were Scored

Layup	8
3FG	10
Jumper	9
Dunk	2
Free Throw	4
Tip-in	-

#### Rebounds Leader

Robbie Beran	4
Hunter Cattoor	1
MJ Collins	1
Lynn Kidd	17
Mekhi Long	5
Tyler Nickel	1
Sean Pedulla	6
Mylyjael Poteat	4

#### Blocks Leader

Robbie Beran	19
Hunter Cattoor	4
MJ Collins	2
Lynn Kidd	9
Mekhi Long	2
Tyler Nickel	3
Sean Pedulla	1
Mylyjael Poteat	5
Patrick Wessler	1

#### 15+ Rebounds

Lynn Kidd	2
-----------	---

#### 20+ Rebounds

-	-
---	---

#### 5+ Assists

Hunter Cattoor	1
MJ Collins	3
Tyler Nickel	1
Sean Pedulla	17
Brandon Rechsteiner	1
Jaydon Young	1

#### Scored VT's 1st Points

Robbie Beran	3
Hunter Cattoor	7
MJ Collins	4
Lynn Kidd	9
Tyler Nickel	1
Sean Pedulla	9

#### Assists Leader

Robbie Beran	2
Hunter Cattoor	4
MJ Collins	5
Lynn Kidd	3
Mekhi Long	1
Tyler Nickel	4
Sean Pedulla	23
Brandon Rechsteiner	5
Patrick Wessler	1
Jaydon Young	1

#### 10+ Points

Robbie Beran	6
Hunter Cattoor	25
MJ Collins	11
Lynn Kidd	23
Tyler Nickel	17
Brandon Rechsteiner	1
Sean Pedulla	24
Mylyjael Poteat	6

#### 10+ Assists

Sean Pedulla	1
Brandon Rechsteiner	1

#### First Off VT Bench

Robbie Beran	2
MJ Collins	1
Mekhi Long	11
Tyler Nickel	8
Mylyjael Poteat	25
Brandon Rechsteiner	2
Patrick Wessler	1

#### Steals Leader

Robbie Beran	7
Hunter Cattoor	13
MJ Collins	11
Lynn Kidd	6
Mekhi Long	3
Tyler Nickel	8
Sean Pedulla	14
Mylyjael Poteat	2
Brandon Rechsteiner	2
Jaydon Young	2

#### 20+ Points

Hunter Cattoor	2
MJ Collins	1
Lynn Kidd	5
Tyler Nickel	1
Sean Pedulla	8

#### 5+ Steals

-	-
---	---

#### 5+ Blocks

-	-
---	---

#### Points Leader

Hunter Cattoor	11
MJ Collins	3
Lynn Kidd	9
Sean Pedulla	13
Mylyjael Poteat	1

#### 30+ Points

Lynn Kidd	1
Sean Pedulla	2

#### Double-Doubles

Lynn Kidd	5
Sean Pedulla	2

#### Triple-Doubles

-	-
---	---

#### 10+ Rebounds

Robbie Beran	1
Lynn Kidd	6
Sean Pedulla	1

THE LAST TIME

LAST TIME VIRGINIA TECH...

Scored 100+ points and won	100-55, vs. Coppin State, 11/6/23
Scored 100+ points and lost	100-104 (2OT), vs. Maryland, 2/27/10
Played in OT	65-70 (OT), at Boston College, 12/21/22
Played in consecutive OTs	82-77 (OT), vs. UAB, 11/28/15; 79-81 (OT), vs. Northwestern, 12/1/15
Played in 2OT	79-77 (2OT), vs. North Carolina, 1/22/20
Played in 3OT	95-102 (3OT), vs. Miami (Fla.), 2/19/20
Scored 100+ points	100-55, vs. Coppin State, 11/6/23
Scored 90-99 points	91-67, vs. Georgia Tech, 1/27/24
Scored 80-89 points	82-76, vs. Notre Dame, 3/9/24
Scored 70-79 points	74-58, vs. Richmond, 3/19/24
Scored 60-69 points	64-79, at Pitt, 2/24/24
Scored 50-59 points	57-65, at Virginia, 1/17/24
Scored 40-49 points	47-24, at #23 NC State, 2/2/19
Scored 30-39 points	39-65, at #19 Virginia, 1/4/20
Scored 20-29 points	27-40, at McGuire Hospital, 2/2/46
Scored 10-19 points	16-45, at Virginia, 1/30/39
Scored less than 10 points	9-29, vs. North Carolina, 1/12/35
Allowed 100+ points	95-102 (3OT), vs. Miami (Fla.), 1/19/20
Allowed 90-99 points	81-96, at #7 North Carolina, 2/17/24
Allowed 80-89 points	76-86, vs. Florida State, 3/13/24
Allowed 70-79 points	82-76, vs. Notre Dame, 3/9/24
Allowed 60-69 points	80-64, at Louisville, 3/5/24
Allowed 50-59 points	74-58, vs. Richmond, 3/19/24
Allowed 40-49 points	75-41, vs. Virginia, 2/19/24
Allowed 30-39 points	65-39, vs. Radford, 11/15/21
Allowed 20-29 points	47-24, at #23 NC State, 2/2/19
Allowed 10-19 points	60-19, vs. Lynchburg, 1/9/46
Allowed less than 10 points	28-9, vs. Hampden-Sydney, 1/17/1923
Scored at least 60 points in a half	66, 2nd Half, vs. The Citadel, 11/12/17
Largest margin of victory	83, vs. Randolph-Macon (87-4), 1/10/1911
Largest margin of victory in ACC	38, vs. Wake Forest (84-46), 2/27/21
Defeated a ranked opponent on the road	47-24, at #23 NC State, 2/2/19
Defeated a ranked opponent at home	87-72, vs. #21 Clemson, 1/10/24
Defeated a ranked opponent on a neutral court	82-67, vs. #7 Duke, 3/12/22
Defeated a defending national champion	65-51, vs. #8 Virginia, 1/30/21
Held opponent without a double-figure scorer	65-39, vs. Radford, 11/15/21
Failed to have a double-figure scorer	41-57, vs. Temple, 2/25/96
Had 5 or more players score in double figures	5, at Louisville, 3/5/24
Had 6 or more players score in double figures	at #7 North Carolina, 2/17/24
Had 7 or more players score in double figures	vs. Cornell, 12/8/21
Did not make a 3FG	at Providence, 2/1/03
Opponent did not make a 3FG	vs. Virginia, 2/14/22
Did not shoot a FT in the first half	vs. Miami, 1/13/24
Did not shoot a FT in the second half	at Syracuse, 2/27/24
Opponent did not shoot a FT	vs. Merrimack, 11/21/21
Opponent did not make a FT	vs. Florida State, 3/4/23
Held an opponent under 10 points in a half	9, vs. Eastern Michigan (1H), 12/22/11
Held an opponent under 20 points in a half	17, vs. Pitt (1H), 2/7/22
Had double-figure blocked shots	10, vs. Wake Forest, 2/27/21
Came back from a double-figure deficit to win	15, vs. Wake Forest, 3/2/24
Lost a double-digit lead	10, at Miami, 2/3/24
Led by 20 or more points at halftime	20, vs. Virginia, 2/19/24
Had 20-29 assists in a game	20, vs. Wake Forest, 3/2/24
Had 30 or more assists	36, vs. The Citadel, 11/12/17
Held a team under 20 percent from the floor	16.7%, at No. 23/22 NC State, 2/2/19
Held a team under three made FGs in a half	2, vs. Notre Dame, 1/10/21
Won an ACC Tournament Championship	82-67, vs. #7 Duke, 3/12/22
Won an NCAA Tournament game	67-58, vs. Liberty, 3/24/19

WHAT'S A HOKIE?

The answer leads all the way back to 1896 when Virginia Agricultural and Mechanical College changed its name to Virginia Polytechnic Institute. With the change came the necessity for writing a new cheer and a contest for such a purpose was held by the student body.



Senior O.M. Stull won first prize for his "Hokie" yell which is still used today. Later, when asked if "Hokie" had any special meaning, Stull explained the word was solely the product of his imagination and was used only as an attention-getter for his yell. It soon became a nickname for all Tech teams and for those people loyal to Tech athletics.

The official university school colors - Chicago Maroon and Burnt Orange - also were introduced in 1896. The colors were chosen by a committee because they made a 'unique combination' not worn elsewhere at the time. The official definition of "Hokie" is "a loyal Virginia Tech Fan."



OUR NAME

When referring to our name, we ask that you use Virginia Tech, Hokies or Tech - and not 'Vah Tech.' Thank you!




## THE LAST TIME

### LAST TIME A VIRGINIA TECH PLAYER...

Recorded a double-double	Lynn Kidd (12 pts./15 rebs.), vs. Florida State, 2/13/24
Recorded a triple-double	Justyn Mutts (12 pts./14 rebs./11 ast.), vs. Syracuse, 2/12/22
Two Tech players recorded double-doubles in same game	Sean Pedulla (15 pts./10 asts.) & Lynn Kidd (14 pts./11 rebs.), vs. Coppin State, 11/6/23
Two Tech players recorded double-doubles in consecutive games	vs. North Carolina (ACC Tournament), 3/13/09; vs. Duquesne (NIT), 3/18/09
Had five or more steals	Sean Pedulla (5), at Georgia Tech, 2/15/23
Had 10 or more assists in a game	Brandon Rechsteiner (11), vs. American, 12/21/23
Had 20 or more rebounds in a game	Jeff Allen (21), vs. Longwood, 12/14/08
Two Tech players with double-figure rebounds	Grant Basile (10) and Lynn Kidd (10), vs. Delaware State, 11/7/22
Two Tech players had five or more assists	Sean Pedulla (6) & MJ Collins (5), vs. Wake Forest, 3/2/24
Three Tech players had five or more assists	Justyn Mutts (8), Hunter Cattoor (8) & Grant Basile (5), vs. Syracuse, 1/28/23
Four Tech players had five or more assists	Kerry Blackshear Jr. (8), Devin Wilson (7), Justin Robinson (7) & Chris Clarke (5), vs. The Citadel, 11/12/17
Three Tech players made five or more 3FG	Nahiem Alleyne (5), Jalen Cone (5) & Isaiah Wilkins (5), vs. Delaware State, 11/20/19
Eight or more Tech players made a 3FG	8 players, at Pitt, 2/5/22
Two Tech players scored 20 or more points	Hunter Cattoor (26) & Lynn Kidd (21), vs. Wake Forest, 3/2/24
Three Tech players scored 20 or more points	Nickeil Alexander-Walker (25), Ahmed Hill (23) & Justin Robinson (23), vs. #23 Purdue, 11/18/18
Two Tech players scored 20 or more points in consecutive games	Nickeil Alexander-Walker & Kerry Blackshear Jr., 11/10/17 & 11/12/17
Tech player scored 30 or more points in consecutive games	Sean Pedulla, 1/10/24 & 1/13/24
Tech freshman scored 20 or more points in a game	Sean Pedulla (20), at Florida State, 1/29/22
Three Tech freshmen scored in double figures in a game	Hunter Cattoor (14), Jalen Cone (11) & Lander Nolley II (10), vs. North Carolina, 3/10/20
Four Tech freshmen scored in double figures in a game	Landers Nolley II (21), Tyrece Radford (21), Jalen Cone (15) & Nahiem Alleyne (10), at Wake Forest, 1/14/20
Tech player scored 30-39 points in a game	Sean Pedulla (33), vs. Miami, 1/13/24
Tech player scored 40-49 points in a game	Dorenzo Hudson (41), vs. Seton Hall, 1/2/10
Tech player scored 50+ points in a game	Bimbo Coles (51), vs. Southern Miss, 2/6/88
Tech player had consecutive double-doubles	Justyn Mutts, 11/17/22, 11/18/22
Tech player had three consecutive double-doubles	Keve Aluma, 1/27/21, 1/30/21, 2/3/21
Tech freshman had consecutive double-doubles	Kerry Blackshear Jr., 12/13/15, 12/19/15
Tech allowed a triple-double	Dennis Smith Jr. (27 pts./11 rebs./11 ast.), at NC State, 1/4/17
Tech had a walk-on score double figures	Christian Beyer (13), vs. Alabama A&M, 12/14/14







# MIKE YOUNG

Head Coach | Fifth Season at Virginia Tech

2020-21 ACC Coach of the Year

## CAREER RECORDS

Overall Record	391-309
Conference Games	220-172
Non-Conference Games	171-137
Conference Tournament	25-16
NCAA Tournament	1-7
Overtime Games	20-17
One-Point Games	12-15
vs. AP Top 25	10-32

## VS. CURRENT ACC HEAD COACHES

Coach	All	VT	Wofford
Earl Grant	1-3	1-3	-
Brad Brownell	5-5	5-3	0-2
Jon Scheyer	1-2	1-2	-
Leonard Hamilton	3-3	3-3	-
Damon Stoudamire	1-0	1-0	-
Kenny Payne	3-0	3-0	-
Jim Larrañaga	4-8	3-7	1-1
Kevin Keatts	3-3	3-3	-
Hubert Davis	2-3	2-3	-
Micah Shrewsberry	2-1	2-1	-
Jeff Capel III	4-2	4-2	-
Adrian Autry	0-1	0-1	-
Tony Bennett	4-6	4-5	0-1
Steve Forbes	9-6	3-3	6-3
<b>Total</b>	<b>42-43</b>	<b>35-36</b>	<b>7-7</b>

### vs. Coach Young

Earl Grant	3-1 at BC
Brad Brownell	5-5 at Clemson
Jon Scheyer	2-1 at Duke
Leonard Hamilton	3-3 at Florida State
Damon Stoudamire	0-1 at Georgia Tech
Kenny Payne	0-3 at Louisville
Jim Larrañaga	0-1 at GMU; 8-3 at Miami
Kevin Keatts	3-3 at NC State
Hubert Davis	3-2 at UNC
Micah Shrewsberry	1-1 at ND; 0-1 at Penn St.
Jeff Capel III	2-4 at Pitt
Adrian Autry	1-0 at Syracuse
Tony Bennett	6-4 at UVA
Steve Forbes	3-6 at ETSU; 3-3 at Wake

## ▶ COACH YOUNG: CAREER BREAKDOWN

Season	School	Overall	Conference	Finish	Postseason	Ranking	RPI/NET
2002-03	Wofford	14-15 .483	8-8 .500	T6th	-	-/-	219
2003-04	Wofford	9-20 .310	4-12 .250	T10th	-	-/-	273
2004-05	Wofford	14-14 .500	7-9 .438	8th	-	-/-	225
2005-06	Wofford	11-18 .379	6-9 .400	9th	-	-/-	287
2006-07	Wofford	10-20 .333	5-13 .278	T9th	-	-/-	295
2007-08	Wofford	16-16 .500	8-12 .400	8th	-	-/-	191
2008-09	Wofford	16-14 .533	12-8 .600	4th	-	-/-	177
2009-10	Wofford	26-9 .743	15-3 .833	1st	NCAA First Round	-/-	73
2010-11	Wofford	21-13 .618	14-4 .778	T1st	NCAA First Round	-/-	105
2011-12	Wofford	19-14 .576	12-6 .667	T2nd	CBI	-/-	178
2012-13	Wofford	13-19 .406	7-11 .389	T8th	-	-/-	253
2013-14	Wofford	20-13 .606	11-5 .688	T3rd	NCAA First Round	-/-	152
2014-15	Wofford	28-7 .800	16-2 .889	1st	NCAA First Round	RV/-	49
2015-16	Wofford	15-17 .469	11-7 .611	T3rd	-	-/-	202
2016-17	Wofford	16-17 .485	10-8 .556	T4th	-	-/-	189
2017-18	Wofford	21-13 .618	11-7 .611	T4th	CIT	-/-	141
2018-19	Wofford	30-5 .857	18-0 1.000	1st	NCAA Second Round	19/18	14
<b>Totals</b>	<b>17 Seasons</b>	<b>299-244 .551</b>	<b>175-124 .585</b>				
2019-20	Virginia Tech	16-16 .500	7-13 .350	T10th	-	-/-	92
2020-21	Virginia Tech	15-7 .682	9-4 .692	3rd	NCAA First Round	25/RV	51
2021-22	Virginia Tech	23-13 .639	11-9 .550	7th	NCAA First Round	RV/RV	27
2022-23	Virginia Tech	19-15 .559	8-12 .400	11th	NIT First Round	-/-	75
2023-24	Virginia Tech	19-14 .576	10-10 .500	T8th	NIT Round of 16	-/-	60
<b>Totals</b>	<b>5 Seasons</b>	<b>92-65 .586</b>	<b>45-48 .484</b>				
<b>Overall</b>	<b>22 Seasons</b>	<b>391-309 .559</b>	<b>220-172 .561</b>				

## ▶ THE YOUNG FILE

Born	5/1/1963
Hometown	Radford, Virginia
Wife	Margaret
Children	Cooper, Davis
Education	Emory & Henry, 1986
Joined Tech Staff	4/7/2019
Years as College Head Coach	22
Years as College Coach	38

### Coaching Career

1986-88	Assistant Coach, Emory & Henry
1988-89	Graduate Assistant, Radford
1989-98	Assistant Coach, Wofford
1998-02	Associate Head Coach, Wofford
2002-19	Head Coach, Wofford
2019-pr.	Head Coach, Virginia Tech

## ▶ ACCOMPLISHMENTS

### Seven NCAA Tournaments

2022, 2021, 2019, 2015, 2014, 2011, 2010

### One ACC Tournament Championship

2022

### Five SoCon Tournament Championships

2019, 2015, 2014, 2011, 2010

### Four SoCon Regular-Season Titles

2019, 2015, 2011, 2010

### Two-time National Coach of the Year

2019 (Sporting News), 2010 (Hugh Durham)

### Three AP All-America Selections

Fletcher Magee (2018-19), Karl Cochran (2014-15), Noah Dahlman (2009-10)

# O HUNTER CATTOOR

GRADUATE STUDENT Guard | 6-3 | 200 | M.A. in Education, Liberal Arts and Human Sciences  
Orlando, Florida | Bishop Moore



## SEASON/CAREER BESTS

### POINTS

Season 26 vs. Wake Forest (3/2/24)  
Career 31 vs. Duke (3/12/22)

### REBOUNDS

Season 6 (2x), last at Wake Forest (12/30/23)  
Career 9 vs. Radford (11/15/21)

### ASSISTS

Season 5 vs. Georgia Tech (1/27/24)  
Career 8 vs. Syracuse (1/28/23)

### BLOCKS

Season 1 (5x), last at Syracuse (2/27/24)  
Career 3 vs. Wake Forest (2/27/21)

### STEALS

Season 3 (2x), last vs. Boston College (1/23/24)  
Career 4 (2x), last vs. Miami (2/21/23)

### MINUTES

Season 40 vs. South Carolina (11/10/23)  
Career 40 (4x), last vs. South Car. (11/10/23)

### FIELD GOALS MADE

Season 9 vs. Wake Forest (3/2/24)  
Career 11 vs. Duke (3/12/22)

### FIELD GOALS ATTEMPTED

Season 16 at Notre Dame (2/10/24)  
Career 16 (2x), last at Notre Dame (2/10/24)

### 3-PT. FIELD GOALS MADE

Season 5 (4x), last vs. Wake Forest (3/2/24)  
Career 9 at Florida State (1/29/22)

### 3-PT. FIELD GOALS ATTEMPTED

Season 11 (2x), last at Notre Dame (2/10/24)  
Career 11 (3x), last at Notre Dame (2/10/24)

### FREE THROWS MADE

Season 8 at NC State (1/20/24)  
Career 8 at NC State (1/20/24)

### FREE THROWS ATTEMPTED

Season 10 at NC State (1/20/24)  
Career 10 at NC State (1/20/24)

## CAREER STATS

SEASON	TEAM	GP-GS	MIN/AVG	FG-FGA	FG%	3FG-3FGA	3FG%	FT-FTA	FT%	OFF	DEF	TOT	AVG	PF-FO	A	TO	BLK	STL	PTS	AVG
2019-20	VT	31-3	628/20.3	69-165	.418	51-127	.402	14-22	.636	4	73	77	2.5	44-0	35	16	4	31	203	6.5
2020-21	VT	22-2	492/22.3	57-125	.456	39-90	.433	34-43	.791	2	39	41	1.9	34-1	30	26	11	20	187	8.5
2021-22	VT	36-36	1183/32.9	121-278	.435	83-199	.417	36-50	.720	12	131	143	4.0	80-0	73	36	6	39	361	10.0
2022-23	VT	30-30	1024/34.1	104-242	.430	78-184	.424	39-51	.765	8	104	112	3.7	56-0	71	28	4	30	325	10.8
2023-24	VT	32-32	1057/33.0	127-281	.452	79-195	.405	96-108	.889	6	82	88	2.8	67-2	62	36	5	30	429	13.4
<b>TOTAL</b>		<b>151-103</b>	<b>4384/29.0</b>	<b>478-1091</b>	<b>.438</b>	<b>330-795</b>	<b>.415</b>	<b>219-274</b>	<b>.799</b>	<b>32</b>	<b>429</b>	<b>461</b>	<b>3.1</b>	<b>281-3</b>	<b>271</b>	<b>142</b>	<b>30</b>	<b>150</b>	<b>1505</b>	<b>10.0</b>

- Got engaged to Chloe Brooks in June 2023. *Last name pronounced: cuh-TOUR*
- 2022 ACC Tournament MVP; 31 points vs. Duke in title game.
- MVP of Basketball Hall of Fame Shootout vs. St. Bonaventure.
- One of Tech's top threats from three.
- Had 12 games of hitting three or more 3FGs in back-to-back seasons (2020-22).
- Reached double-figure scoring 17 times as a junior.
- Erupted for nine 3-pointers (tied single-game program record) at Florida State, which was the turning point in the Hokies' 2021-22 season.
- Originally committed to Wofford, but signed with the Hokies after Virginia Tech's hiring of Mike Young.
- Four-year letterwinner at Bishop Moore High School.
- Scored 1,420 points in high school. Was a 3-star recruit (247 Sports).
- Also played quarterback on Bishop Moore's football team.
- Wants to coach basketball when playing career is over.

## 2023-24 GAME-BY-GAME STATS

Opponent	Date	GS	MIN	Total		3-Pointers		Free throws		Rebounds				PF	A	TO	BLK	STL	PTS	AVG	
				FG-FGA	PCT	3FG-3FGA	PCT	FT-FTA	PCT	OFF	DEF	TOT	AVG								
Coppin St.	11/06/2023	*	26:17	3-5	.600	3-5	.600	4-4	1.000	0	2	2	2.0	2	4	1	1	1	13	13.0	
vs South Carolina	11/10/2023	*	40:00	4-12	.333	3-10	.300	2-2	1.000	0	4	4	3.0	3	0	0	0	0	13	13.0	
Campbell	11/15/2023	*	35:01	4-11	.364	4-9	.444	0-0	.000	0	4	4	3.3	0	0	0	0	0	12	12.7	
Wofford	11/19/2023	*	28:48	5-8	.625	4-7	.571	3-3	1.000	0	2	2	3.0	2	3	2	0	1	17	13.8	
vs Boise St.	11/23/2023	*	36:51	5-11	.455	5-10	.500	4-5	.800	0	1	1	2.6	3	1	1	0	1	19	14.8	
vs Iowa St.	11/24/2023	*	25:42	4-9	.444	3-7	.429	7-8	.875	0	3	3	2.7	5	1	1	0	1	18	15.3	
vs Fla. Atlantic	11/26/2023	*	30:55	4-13	.308	0-8	.000	3-3	1.000	0	0	0	2.3	2	0	2	0	0	11	14.7	
at Auburn	11/29/2023	*	31:57	4-11	.364	1-6	.167	7-9	.778	1	5	6	2.8	3	1	3	0	0	16	14.9	
Louisville	12/03/2023	*	38:27	3-6	.500	1-3	.333	5-5	1.000	1	2	3	2.8	2	2	2	0	3	12	14.6	
Valparaiso	12/09/2023	*	33:26	5-9	.556	3-6	.500	6-6	1.000	0	3	3	2.8	1	3	2	0	1	19	15.0	
Vermont	12/16/2023	*	21:44	3-8	.375	2-5	.400	2-2	1.000	0	2	2	2.7	2	1	1	1	2	10	14.5	
American	12/21/2023	*	27:26	3-6	.500	2-5	.400	1-2	.500	0	2	2	2.7	3	2	1	1	2	9	14.1	
at Wake Forest	12/30/2023	*	32:36	5-7	.714	1-3	.333	3-3	1.000	0	6	6	2.9	3	2	1	0	0	14	14.1	
at Florida St.	01/06/2024	*	37:42	6-8	.750	5-6	.833	2-2	1.000	1	4	5	3.1	1	1	2	0	1	19	14.4	
Clemson	01/10/2024	*	13:52	0-0	.000	0-0	.000	0-0	.000	0	0	0	2.9	1	1	1	0	1	0	13.5	
at Virginia	01/17/2024	*	38:23	5-10	.500	2-5	.400	0-0	.000	0	4	4	2.9	4	3	1	0	2	12	13.4	
at NC State	01/20/2024	*	33:22	4-8	.500	3-6	.500	8-10	.800	0	4	4	3.0	1	2	1	0	1	19	13.7	
Boston College	01/23/2024	*	35:32	4-6	.667	3-5	.600	6-6	1.000	0	3	3	3.0	1	3	2	1	3	17	13.9	
Georgia Tech	01/27/2024	*	38:07	4-7	.571	3-6	.500	0-1	.000	0	4	4	3.1	3	5	1	0	1	11	13.7	
Duke	01/29/2024	*	39:28	5-8	.625	2-4	.500	3-3	1.000	0	0	0	2.9	1	0	0	0	1	15	13.8	
at Miami (FL)	02/03/2024	*	37:21	6-13	.462	5-11	.455	2-3	.667	1	0	1	2.8	4	3	0	0	0	19	14.0	
at Notre Dame	02/10/2024	*	35:07	7-16	.438	4-11	.364	0-0	.000	0	2	2	2.8	1	2	1	0	1	18	14.2	
Florida St.	02/13/2024	*	38:36	6-12	.500	4-6	.667	4-4	1.000	1	3	4	2.8	1	3	0	0	0	20	14.5	
at North Carolina	02/17/2024	*	34:07	3-10	.300	1-6	.167	4-4	1.000	0	4	4	2.9	3	2	0	0	0	11	14.3	
Virginia	02/19/2024	*	24:59	2-6	.333	2-4	.500	0-0	.000	0	2	2	2.8	1	1	0	0	1	6	14.0	
at Pittsburgh	02/24/2024	*	25:22	2-6	.333	1-4	.250	2-2	1.000	0	1	1	2.8	5	1	1	0	0	7	13.7	
at Syracuse	02/27/2024	*	38:24	5-10	.500	2-6	.333	0-0	.000	0	1	1	2.7	4	4	0	1	2	12	13.7	
Wake Forest	03/02/2024	*	37:28	9-15	.600	5-10	.500	3-4	.750	0	3	3	2.7	0	2	0	0	1	26	14.1	
at Louisville	03/05/2024	*	32:08	2-5	.400	1-3	.333	2-2	1.000	0	3	3	2.7	0	0	1	0	2	7	13.9	
Notre Dame	03/09/2024	*	34:21	2-8	.250	1-6	.167	4-4	1.000	0	0	0	2.6	3	3	3	0	0	9	13.7	
vs Florida St.	03/13/2024	*	38:06	1-5	.200	1-5	.200	5-7	.714	1	4	5	2.7	2	3	2	0	1	8	13.5	
Richmond	03/19/2024	*	35:17	2-12	.167	2-7	.286	4-4	1.000	0	4	4	2.8	1	2	1	0	0	10	13.4	
<b>Totals</b>			<b>32</b>	<b>1056:53</b>	<b>127-281</b>	<b>.452</b>	<b>79-195</b>	<b>.405</b>	<b>96-108</b>	<b>.889</b>	<b>6</b>	<b>82</b>	<b>88</b>	<b>2.8</b>	<b>67</b>	<b>62</b>	<b>36</b>	<b>5</b>	<b>30</b>	<b>429</b>	<b>13.4</b>

## Player Averages

Games Played	Minutes/game	Points/game	FG Pct	3FG Pct	FT Pct	Rebounds/game	Assists/game	Turnovers/game	Assist/Turnover ratio	Steals/game	Blocks/game
32	33.0	13.4	45.2	40.5	88.9	2.8	1.9	1.1	1.7	0.9	0.2

## PRODUCTION TRACKER

	This Season	Career
Scored 10+ Points	25	80
Scored 20+ Points	2	8
Led Tech in Scoring	11	22
Made 3+ 3FGs	15	55
Led Tech in 3FGM	18	64
Shot over 40% from 3	18	83
Had a Double-Double	-	-
Had Multiple Assists	19	76
Had Multiple Steals	7	40





# 2 MJ COLLINS

**SOPHOMORE** Guard | 6-4 | 195 | Communication  
Clover, South Carolina | Combine Academy



## SEASON/CAREER BESTS

### POINTS

Season 20 vs. Louisville (12/3/23)  
Career 20 vs. Louisville (12/3/23)

### REBOUNDS

Season 8 vs. Notre Dame (3/9/24)  
Career 8 (2x), last vs. Notre Dame (3/9/24)

### ASSISTS

Season 7 vs. Clemson (1/10/24)  
Career 7 vs. Clemson (1/10/24)

### BLOCKS

Season 2 at Pitt (2/24/24)  
Career 2 at Pitt (2/24/24)

### STEALS

Season 4 vs. Iowa State (11/24/23)  
Career 4 vs. Iowa State (11/24/23)

### MINUTES

Season 39 (2x), last at Syracuse (2/27/24)  
Career 39 (2x), last at Syracuse (2/27/24)

### FIELD GOALS MADE

Season 7 (2x), last at UNC (2/17/24)  
Career 7 vs. Duke (1/29/24)

### FIELD GOALS ATTEMPTED

Season 15 at UNC (2/17/24)  
Career 15 at UNC (2/17/24)

### 3-PT. FIELD GOALS MADE

Season 4 vs. Richmond (3/19/24)  
Career 4 vs. Richmond (3/19/24)

### 3-PT. FIELD GOALS ATTEMPTED

Season 7 vs. Notre Dame (3/9/24)  
Career 7 vs. Notre Dame (3/9/24)

### FREE THROWS MADE

Season 7 vs. Louisville (12/3/23)  
Career 7 vs. Louisville (12/3/23)

### FREE THROWS ATTEMPTED

Season 7 vs. Louisville (12/3/23)  
Career 7 vs. Louisville (12/3/23)

## CAREER STATS

SEASON	TEAM	GP-GS	MIN/AVG	FG-FGA	FG%	3FG-3FGA	3FG%	FT-FTA	FT%	OFF	DEF	TOT	AVG	PF-FO	A	TO	BLK	STL	PTS	AVG
2022-23	VT	34-16	840/24.7	49-141	.348	18-68	.265	24-30	.800	16	64	80	2.4	46-0	49	18	0	12	140	4.1
2023-24	VT	31-27	917/29.6	84-241	.349	30-105	.286	35-41	.854	15	71	86	2.8	36-0	84	39	4	29	233	7.5
<b>TOTAL</b>		<b>65-43</b>	<b>1757/27.0</b>	<b>133-382</b>	<b>.348</b>	<b>48-173</b>	<b>.277</b>	<b>59-71</b>	<b>.831</b>	<b>31</b>	<b>135</b>	<b>166</b>	<b>2.6</b>	<b>82-0</b>	<b>133</b>	<b>57</b>	<b>4</b>	<b>41</b>	<b>373</b>	<b>5.7</b>

- Should see a jump in production as a sophomore; has focused a great deal of time on his 3-point shot in the offseason.
- Coach Young would like to see MJ defend the opponent's best guard, taking that load off Cattoor.
- Hit the game-winning shot against Duke on Jan. 23, 2023.
- A two-year letterwinner at Westminster Catawba before transferring to Combine Academy for his senior season.
- Combine ended the season ranked No. 20 in the country with a 25-5 record and a state championship in 2021-22.
- All-state, all-conference and the Male Athlete of the Year after averaging 23 points per game as a junior.
- Tabbed the second-best player in the state of South Carolina and the 27th-best combo guard nationally, according to 247Sports.
- Four-star recruit and ranked 22nd at his position by ESPN.
- Chose the Hokies over Clemson, Oklahoma, Providence, South Florida and East Tennessee State.
- His sister, Reneazia, won three state championships in track.

## 2023-24 GAME-BY-GAME STATS

Opponent	Date	GS	MIN	Total		3-Pointers		Free throws		Rebounds				PF	A	TO	BLK	STL	PTS	AVG
				FG-FGA	PCT	3FG-3FGA	PCT	FT-FTA	PCT	OFF	DEF	TOT	AVG							
Coppin St.	11/06/2023	*	21:31	1-8	.125	0-3	.000	4-4	1.000	1	1	2	2.0	2	2	0	0	1	6	6.0
vs South Carolina	11/10/2023	*	17:51	1-3	.333	0-0	.000	0-0	.000	0	0	0	1.0	1	2	0	0	2	4	4.0
Campbell	11/15/2023	*	32:44	2-10	.200	0-3	.000	0-0	.000	0	3	3	1.7	0	4	1	1	2	4	4.0
Wofford	11/19/2023	*	26:23	2-5	.400	0-0	.000	2-2	1.000	0	3	3	2.0	1	3	0	0	0	6	4.5
vs Boise St.	11/23/2023	*	08:19	0-3	.000	0-1	.000	0-0	.000	0	0	0	1.6	3	0	0	0	0	0	3.6
vs Iowa St.	11/24/2023	*	27:46	1-8	.125	0-3	.000	2-2	1.000	1	4	5	2.2	1	3	2	0	4	4	3.7
vs Fla. Atlantic	11/26/2023	*	18:24	1-6	.167	0-1	.000	0-0	.000	0	0	0	1.9	0	0	2	0	3	2	3.4
Louisville	12/03/2023	*	23:49	5-10	.500	3-3	1.000	7-7	1.000	2	2	4	2.1	3	4	1	0	0	20	5.5
Valparaiso	12/09/2023	*	18:13	0-4	.000	0-2	.000	0-0	.000	0	1	1	2.0	1	1	2	0	0	0	4.9
American	12/21/2023	*	22:02	5-8	.625	1-3	.333	1-1	1.000	1	2	3	2.1	0	2	1	0	0	12	5.6
at Wake Forest	12/30/2023	*	19:33	0-3	.000	0-0	.000	0-0	.000	0	2	2	2.1	0	0	1	0	0	0	5.1
at Florida St.	01/06/2024	*	22:04	4-8	.500	2-5	.400	0-1	.000	1	3	4	2.3	1	1	1	0	0	10	5.5
Clemson	01/10/2024	*	32:39	1-5	.200	0-2	.000	0-0	.000	1	1	2	2.2	1	7	2	0	0	2	5.2
Miami (FL)	01/13/2024	*	34:17	1-6	.167	1-5	.200	3-4	.750	1	6	7	2.6	1	1	1	0	0	6	5.3
at Virginia	01/17/2024	*	33:59	1-3	.333	1-3	.333	0-0	.000	0	1	1	2.5	2	2	0	0	1	3	5.1
at NC State	01/20/2024	*	29:24	3-9	.333	1-3	.333	0-0	.000	1	2	3	2.5	1	1	3	0	1	7	5.3
Boston College	01/23/2024	*	33:10	5-12	.417	1-6	.167	0-0	.000	0	1	1	2.4	0	3	1	0	1	11	5.6
Georgia Tech	01/27/2024	*	33:39	3-9	.333	1-4	.250	0-0	.000	0	3	3	2.4	1	4	2	0	1	7	5.7
Duke	01/29/2024	*	33:57	7-13	.538	3-6	.500	0-0	.000	0	2	2	2.4	0	3	1	1	0	17	6.3
at Miami (FL)	02/03/2024	*	33:24	0-5	.000	0-3	.000	0-0	.000	0	3	3	2.5	1	3	0	0	1	0	6.0
at Notre Dame	02/10/2024	*	35:34	1-6	.167	0-4	.000	0-0	.000	1	2	3	2.5	2	5	1	0	0	2	5.8
Florida St.	02/13/2024	*	25:16	1-5	.200	1-3	.333	4-4	1.000	0	2	2	2.5	4	2	3	0	2	7	5.8
at North Carolina	02/17/2024	*	39:01	7-15	.467	2-6	.333	2-2	1.000	0	3	3	2.5	2	3	1	0	1	18	6.3
Virginia	02/19/2024	*	36:28	2-9	.222	0-3	.000	0-0	.000	1	4	5	2.6	1	5	3	0	0	4	6.3
at Pittsburgh	02/24/2024	*	35:51	4-10	.400	1-5	.200	0-0	.000	0	2	2	2.6	1	4	0	2	1	9	6.4
at Syracuse	02/27/2024	*	38:46	2-10	.200	1-5	.200	0-0	.000	0	1	1	2.5	0	1	2	0	0	5	6.3
Wake Forest	03/02/2024	*	33:44	5-7	.714	1-1	1.000	0-1	.000	0	1	1	2.4	2	5	2	0	1	11	6.5
at Louisville	03/05/2024	*	38:12	5-11	.455	3-6	.500	0-0	.000	1	4	5	2.5	1	4	1	0	2	13	6.7
Notre Dame	03/09/2024	*	38:22	4-10	.400	3-7	.429	4-5	.800	2	6	8	2.7	2	4	0	0	2	15	7.0
vs Florida St.	03/13/2024	*	36:58	5-10	.500	0-3	.000	5-6	.833	0	1	1	2.7	1	4	3	0	1	15	7.3
Richmond	03/19/2024	*	35:17	5-10	.500	4-6	.667	1-2	.500	1	5	6	2.8	0	1	2	0	2	15	7.5
<b>Totals</b>			<b>27 916:37</b>	<b>84-241</b>	<b>.349</b>	<b>30-105</b>	<b>.286</b>	<b>35-41</b>	<b>.854</b>	<b>15</b>	<b>71</b>	<b>86</b>	<b>2.8</b>	<b>36</b>	<b>84</b>	<b>39</b>	<b>4</b>	<b>29</b>	<b>233</b>	<b>7.5</b>

### Player Averages

Games Played	Minutes/game	Points/game	FG Pct	3FG Pct	FT Pct	Rebounds/game	Assists/game	Turnovers/game	Assist/Turnover ratio	Steals/game	Blocks/game
31	29.6	7.5	34.9	28.6	85.4	2.8	2.7	1.3	2.2	0.9	0.1

## PRODUCTION TRACKER

	This Season	Career
Scored 10+ Points	11	14
Scored 20+ Points	1	1
Led Tech in Scoring	3	3
Made multiple 3FGs	7	11
Led Tech in 3FGM	5	7
Shot over 40% from 3	7	16
Had a Double-Double	-	-
Had Multiple Assists	21	37
Had Multiple Steals	8	10



# 3 SEAN PEDULLA

**JUNIOR** Guard | 6-1 | 195 | Sports Media and Analytics  
Edmond, Oklahoma | Edmond Memorial



## SEASON/CAREER BESTS

### POINTS

Season 33 vs. Miami (1/13/24)  
Career 33 vs. Miami (1/13/24)

### REBOUNDS

Season 10 vs. Miami (1/13/24)  
Career 10 vs. Miami (1/13/24)

### ASSISTS

Season 10 vs. Coppin State (11/6/23)  
Career 10 vs. Coppin State (11/6/23)

### BLOCKS

Season 2 vs. Notre Dame (3/9/24)  
Career 2 vs. Notre Dame (3/9/24)

### STEALS

Season 4 vs. Clemson (1/10/24)  
Career 5 at Georgia Tech (2/15/23)

### MINUTES

Season 39 vs. Duke (1/29/24)  
Career 44 at Boston College (12/21/22)

### FIELD GOALS MADE

Season 13 vs. Miami (1/13/24)  
Career 13 vs. Miami (1/13/24)

### FIELD GOALS ATTEMPTED

Season 23 vs. Miami (1/13/24)  
Career 23 vs. Miami (1/13/24)

### 3-PT. FIELD GOALS MADE

Season 6 vs. Clemson (1/10/24)  
Career 6 (3x), last vs. Clemson (1/10/24)

### 3-PT. FIELD GOALS ATTEMPTED

Season 13 vs. Miami (1/13/24)  
Career 13 vs. Miami (1/13/24)

### FREE THROWS MADE

Season 14 vs. Florida State (2/13/24)  
Career 14 vs. Florida State (2/13/24)

### FREE THROWS ATTEMPTED

Season 16 vs. Florida State (2/13/24)  
Career 16 vs. Florida State (2/13/24)

## CAREER STATS

SEASON	TEAM	GP-GS	MIN/AVG	FG-FGA	FG%	3FG-3FGA	3FG%	FT-FTA	FT%	OFF	DEF	TOT	AVG	PF-FO	A	TO	BLK	STL	PTS	AVG
2021-22	VT	36-0	464/12.9	62-145	.428	34-76	.447	36-40	.900	6	36	42	1.2	54-2	47	31	1	21	194	5.4
2022-23	VT	34-34	1212/35.6	179-430	.416	67-195	.344	85-99	.859	14	109	123	3.6	95-4	130	71	6	41	510	15.0
2023-24	VT	31-31	988/31.9	166-391	.425	52-156	.333	124-153	.810	19	111	130	4.2	69-2	140	99	3	34	508	16.4
<b>TOTAL</b>		<b>101-65</b>	<b>2663/26.4</b>	<b>407-966</b>	<b>.421</b>	<b>153-427</b>	<b>.358</b>	<b>245-292</b>	<b>.839</b>	<b>39</b>	<b>256</b>	<b>295</b>	<b>2.9</b>	<b>218-8</b>	<b>317</b>	<b>201</b>	<b>10</b>	<b>96</b>	<b>1212</b>	<b>12.0</b>

- Enters Year 2 of starting at point guard for the Hokies. *Last name pronounced: puh-DOOL-uh*
- Should emerge as a key leader on and off the court for Tech.
- Averaged 35.6 minutes per game as a sophomore – a lot of responsibility and experience gained.
- Solid sharpshooter from downtown – shot over 40% from three 18 times as a freshman.
- Posted a career-high 25 points vs. Florida State on March 4, 2023.
- Guided Edmond Memorial to three state tournaments.
- Two-time all-state selection and COAC Offensive Player of the Year that averaged 17.6 points a game as a senior.
- Rated the 165th-best prospect in the 2021 class on 247Sports.
- Tabbed the second-best player in the state of Oklahoma and the 25th-best point guard nationally, according to 247Sports.
- Chose the Hokies over Minnesota and Oklahoma State.
- One of Dominic and Bernadette Pedulla's nine children. His siblings JJ, Edmund and Claire won state championships in high school basketball, while Brendan won a state championship in rugby.

## 2023-24 GAME-BY-GAME STATS

Opponent	Date	GS	MIN	Total		3-Pointers		Free throws		Rebounds				PF	A	TO	BLK	STL	PTS	AVG	
				FG-FGA	PCT	3FG-3FGA	PCT	FT-FTA	PCT	OFF	DEF	TOT	AVG								
Coppin St.	11/06/2023	*	26:16	5-11	.455	3-7	.429	2-2	1.000	1	3	4	4.0	2	10	2	0	2	15	15.0	
vs South Carolina	11/10/2023	*	38:29	7-13	.538	3-6	.500	9-11	.818	1	8	9	6.5	1	5	2	0	1	26	20.5	
Campbell	11/15/2023	*	25:50	2-9	.222	0-3	.000	1-2	.500	0	2	2	5.0	4	5	1	0	2	5	15.3	
Wofford	11/19/2023	*	23:01	9-16	.563	0-0	.000	1-2	.500	1	4	5	5.0	2	2	1	0	0	19	16.3	
vs Boise St.	11/23/2023	*	36:08	5-16	.313	1-3	.333	7-8	.875	0	6	6	5.2	1	7	3	0	2	18	16.6	
vs Iowa St.	11/24/2023	*	32:56	5-9	.556	5-7	.714	2-2	1.000	0	4	4	5.0	2	6	5	0	1	17	16.7	
vs Fla. Atlantic	11/26/2023	*	27:02	5-16	.313	0-4	.000	1-1	1.000	0	1	1	4.4	2	1	2	0	0	11	15.9	
at Auburn	11/29/2023	*	27:42	0-9	.000	0-2	.000	4-6	.667	1	1	2	4.1	1	1	7	0	1	4	14.4	
Louisville	12/03/2023	*	26:19	2-6	.333	0-3	.000	4-6	.667	1	4	5	4.2	4	4	4	0	0	8	13.7	
Vermont	12/16/2023	*	16:21	2-5	.400	1-4	.250	2-2	1.000	0	2	2	4.0	1	1	0	0	0	7	13.0	
at Wake Forest	12/30/2023	*	19:26	2-8	.250	1-4	.250	0-0	.000	0	2	2	3.8	2	2	6	0	0	5	12.3	
at Florida St.	01/06/2024	*	33:42	9-17	.529	3-6	.500	5-8	.625	0	2	2	3.7	4	2	4	0	0	26	13.4	
Clemson	01/10/2024	*	34:33	9-16	.563	6-10	.600	8-8	1.000	0	4	4	3.7	0	7	2	0	4	32	14.8	
Miami (FL)	01/13/2024	*	38:30	13-23	.565	5-13	.385	2-2	1.000	3	7	10	4.1	3	4	6	0	1	33	16.1	
at Virginia	01/17/2024	*	32:47	6-16	.375	4-9	.444	2-2	1.000	1	5	6	4.3	2	5	7	0	0	18	16.3	
at NC State	01/20/2024	*	36:11	5-10	.500	1-3	.333	2-3	.667	0	2	2	4.1	3	9	7	0	0	13	16.1	
Boston College	01/23/2024	*	36:48	5-13	.385	2-7	.286	4-4	1.000	0	6	6	4.2	5	4	6	1	1	16	16.1	
Georgia Tech	01/27/2024	*	35:25	3-8	.375	3-6	.500	0-0	.000	0	2	2	4.1	1	5	1	0	0	9	15.7	
Duke	01/29/2024	*	38:28	4-15	.267	0-6	.000	4-5	.800	0	3	3	4.1	2	6	1	0	1	12	15.5	
at Miami (FL)	02/03/2024	*	35:41	8-18	.444	3-10	.300	2-6	.333	2	3	5	4.1	4	5	7	0	1	21	15.8	
at Notre Dame	02/10/2024	*	33:47	4-12	.333	1-2	.500	4-5	.800	0	2	2	4.0	2	3	6	0	2	13	15.6	
Florida St.	02/13/2024	*	29:30	2-9	.222	1-3	.333	14-16	.875	2	2	4	4.0	4	4	4	0	1	19	15.8	
at North Carolina	02/17/2024	*	28:47	3-13	.231	0-4	.000	4-6	.667	2	4	6	4.1	1	5	1	0	2	10	15.5	
Virginia	02/19/2024	*	28:21	2-8	.250	0-4	.000	4-4	1.000	0	5	5	4.1	0	1	0	0	1	8	15.2	
at Pittsburgh	02/24/2024	*	33:53	7-14	.500	1-4	.250	11-13	.846	0	8	8	4.3	3	7	1	0	1	26	15.6	
at Syracuse	02/27/2024	*	37:54	7-13	.538	2-4	.500	2-2	1.000	0	4	4	4.3	2	4	3	0	2	18	15.7	
Wake Forest	03/02/2024	*	35:29	6-12	.500	3-5	.600	0-0	.000	2	2	4	4.3	2	6	1	0	3	15	15.7	
at Louisville	03/05/2024	*	34:06	4-6	.667	1-3	.333	6-7	.857	0	5	5	4.3	0	7	2	0	2	15	15.7	
Notre Dame	03/09/2024	*	35:41	12-21	.571	0-5	.000	4-5	.800	2	4	6	4.3	1	0	3	2	2	28	16.1	
vs Florida St.	03/13/2024	*	32:08	8-17	.471	1-6	.167	7-9	.778	0	3	3	4.3	5	5	3	0	0	24	16.4	
Richmond	03/19/2024	*	36:36	5-12	.417	1-3	.333	6-6	1.000	0	1	1	4.2	3	7	1	0	1	17	16.4	
<b>Totals</b>			<b>31</b>	<b>987:47</b>	<b>166-391</b>	<b>.425</b>	<b>52-156</b>	<b>.333</b>	<b>124-153</b>	<b>.810</b>	<b>19</b>	<b>111</b>	<b>130</b>	<b>4.2</b>	<b>69</b>	<b>140</b>	<b>99</b>	<b>3</b>	<b>34</b>	<b>508</b>	<b>16.4</b>

## Player Averages

Games Played	Minutes/game	Points/game	FG Pct	3FG Pct	FT Pct	Rebounds/game	Assists/game	Turnovers/game	Assist/Turnover ratio	Steals/game	Blocks/game
31	31.9	16.4	42.5	33.3	81.0	4.2	4.5	3.2	1.4	1.1	0.1

## PRODUCTION TRACKER

	This Season	Career
Scored 10+ Points	24	60
Scored 20+ Points	8	15
Led Tech in Scoring	13	28
Made 3+ 3FGs	10	22
Led Tech in 3FGM	9	19
Shot over 40% from 3	10	43
Had a Double-Double	2	2
Had Multiple Assists	26	72
Had Multiple Steals	10	26



# 4 MEKHI LONG

**GRADUATE STUDENT** Forward | 6-7 | 200 | Leadership  
Bryans Road, Md. | Old Dominion



## SEASON/CAREER BESTS

### POINTS

Season 8 vs. Clemson (1/10/24)  
Career 25 vs. UMEs (11/7/22)

### REBOUNDS

Season 9 vs. FAU (11/26/23)  
Career 19 at Coastal Carolina (1/28/23)

### ASSISTS

Season 3 vs. Coppin State (11/6/23)  
Career 4 (3x), last vs. Va. Wesleyan (11/14/22)

### BLOCKS

Season 2 (2x), last vs. Clemson (1/10/24)  
Career 4 vs. Longwood (11/26/21)

### STEALS

Season 2 (3x), last vs. Louisville (12/3/23)  
Career 5 vs. UAB (2/13/22)

### MINUTES

Season 27 vs. Louisville (12/3/23)  
Career 42 at Georgia Southern (1/7/23)

### FIELD GOALS MADE

Season 4 vs. Clemson (1/10/24)  
Career 7 (3x), last at Coastal Carolina (1/28/23)

### FIELD GOALS ATTEMPTED

Season 9 vs. Clemson (1/10/24)  
Career 14 at App State (2/18/23)

### 3-PT. FIELD GOALS MADE

Season -  
Career 3 (3x), last vs. Gardner-Webb (12/10/22)

### 3-PT. FIELD GOALS ATTEMPTED

Season 2 (2x), last vs. Iowa State (11/24/23)  
Career 6 vs. James Madison (2/2/23)

### FREE THROWS MADE

Season 3 at Auburn (11/29/23)  
Career 10 vs. UMEs (11/7/22)

### FREE THROWS ATTEMPTED

Season 5 at Auburn (11/29/23)  
Career 11 at Georgia Southern (1/7/23)

- Versatile wing who has a knack for rebounding.
- Led the Sun Belt in double-doubles last season with 11.
- Averaged 10.7 points and 8.7 rebounds per game at ODU in 2022-23.
- Totaled 10 points and 11 rebounds against the Hokies in the Charleston Classic.
- Season-ending knee surgery on Feb. 16, 2024.

## 2023-24 GAME-BY-GAME STATS

Opponent	Date	GS	MIN	Total		3-Pointers		Free throws		Rebounds				PF	A	TO	BLK	STL	PTS	AVG
				FG-FGA	PCT	3FG-3FGA	PCT	FT-FTA	PCT	OFF	DEF	TOT	AVG							
Coppin St.	11/06/2023		22:06	2-4	.500	0-1	.000	2-4	.500	1	3	4	4.0	3	3	0	0	2	6	6.0
vs South Carolina	11/10/2023		22:51	3-5	.600	0-0	.000	0-1	.000	1	0	1	2.5	3	2	0	0	2	6	6.0
Campbell	11/15/2023		13:05	0-2	.000	0-0	.000	1-2	.500	1	1	2	2.3	2	0	1	0	0	1	4.3
Wofford	11/19/2023		18:08	2-5	.400	0-2	.000	2-2	1.000	0	3	3	2.5	5	1	2	0	1	6	4.8
vs Boise St.	11/23/2023		11:55	2-2	1.000	0-0	.000	0-0	.000	1	4	5	3.0	3	1	1	0	0	4	4.6
vs Iowa St.	11/24/2023		23:59	1-4	.250	0-2	.000	2-2	1.000	1	7	8	3.8	2	1	2	0	0	4	4.5
vs Fla. Atlantic	11/26/2023		22:59	1-5	.200	0-0	.000	0-0	.000	2	7	9	4.6	2	1	2	0	0	2	4.1
at Auburn	11/29/2023		18:23	1-2	.500	0-0	.000	3-5	.600	3	4	7	4.9	5	0	2	0	0	5	4.3
Louisville	12/03/2023		27:20	1-3	.333	0-1	.000	2-4	.500	2	6	8	5.2	0	1	1	0	2	4	4.2
Valparaiso	12/09/2023	*	20:50	3-4	.750	0-0	.000	0-2	.000	4	2	6	5.3	1	2	2	0	1	6	4.4
Vermont	12/16/2023	*	15:45	1-5	.200	0-1	.000	0-0	.000	1	6	7	5.5	4	1	0	0	0	2	4.2
American	12/21/2023	*	19:23	1-1	1.000	0-0	.000	0-0	.000	0	4	4	5.3	1	2	1	0	0	2	4.0
at Wake Forest	12/30/2023	*	18:58	2-3	.667	0-1	.000	1-4	.250	2	3	5	5.3	2	0	2	1	0	5	4.1
at Florida St.	01/06/2024	*	18:58	1-3	.333	0-1	.000	2-4	.500	0	4	4	5.2	3	1	1	2	0	4	4.1
Clemson	01/10/2024		20:29	4-9	.444	0-1	.000	0-0	.000	3	4	7	5.3	1	0	2	2	0	8	4.3
Miami (FL)	01/13/2024		15:03	0-0	.000	0-0	.000	0-0	.000	0	3	3	5.2	1	1	1	1	0	0	4.1
at Virginia	01/17/2024		08:39	1-3	.333	0-1	.000	0-0	.000	0	2	2	5.0	0	0	0	0	0	2	3.9
at NC State	01/20/2024		13:42	0-2	.000	0-1	.000	0-0	.000	0	3	3	4.9	3	1	0	0	0	0	3.7
<b>Totals</b>			<b>5 332:34</b>	<b>26-62</b>	<b>.419</b>	<b>0-12</b>	<b>.000</b>	<b>15-30</b>	<b>.500</b>	<b>22</b>	<b>66</b>	<b>88</b>	<b>4.9</b>	<b>41</b>	<b>18</b>	<b>20</b>	<b>6</b>	<b>8</b>	<b>67</b>	<b>3.7</b>

## Player Averages

Games Played	Minutes/game	Points/game	FG Pct	3FG Pct	FT Pct	Rebounds/game	Assists/game	Turnovers/game	Assist/Turnover ratio	Steals/game	Blocks/game
18	18.5	3.7	41.9	0.0	50.0	4.9	1.0	1.1	0.9	0.4	0.3

## PRODUCTION TRACKER

	This Season	Career
Scored 10+ Points	-	29
Led Tech in Scoring	-	-
Had 10+ Rebounds	-	19
Led Tech in Rebounding	5	5
Had a Double-Double	-	13
Had Multiple Blocks	2	14
Led Tech in Blocks	2	2
Shot over 50% from the floor	7	31
Shot 5+ Free Throws	1	13



## CAREER STATS

SEASON	TEAM	GP-GS	MIN/AVG	FG-FGA	FG%	3FG-3FGA	3FG%	FT-FTA	FT%	OFF	DEF	TOT	AVG	PF-FO	A	TO	BLK	STL	PTS	AVG
2019-20	URI	30-1	395/13.2	31-93	.333	7-24	.292	23-42	.548	28	41	69	2.3	55-2	5	20	7	21	92	3.1
2020-21	ODU	19-3	329/17.3	31-79	.392	7-25	.280	20-31	.645	20	44	64	3.4	28-0	12	9	5	13	89	4.7
2021-22	ODU	32-31	1046/32.7	89-207	.430	9-36	.250	77-118	.653	78	141	219	6.8	83-3	46	46	25	52	264	8.3
2022-23	ODU	30-29	981/32.7	106-242	.438	28-78	.359	82-124	.661	73	188	261	8.7	78-1	38	50	16	46	322	10.7
2023-24	VT	18-5	333/18.5	26-62	.419	0-12	.000	15-30	.500	22	66	88	4.9	41-2	18	20	6	8	67	3.7
<b>TOTAL FOR VT</b>		<b>18-5</b>	<b>333/18.5</b>	<b>26-62</b>	<b>.419</b>	<b>0-12</b>	<b>.000</b>	<b>15-30</b>	<b>.500</b>	<b>22</b>	<b>66</b>	<b>88</b>	<b>4.9</b>	<b>41-2</b>	<b>18</b>	<b>20</b>	<b>6</b>	<b>8</b>	<b>67</b>	<b>3.7</b>
<b>TOTAL</b>		<b>129-69</b>	<b>3083/23.9</b>	<b>283-683</b>	<b>.414</b>	<b>51-175</b>	<b>.291</b>	<b>217-345</b>	<b>.629</b>	<b>221</b>	<b>480</b>	<b>701</b>	<b>5.4</b>	<b>285-8</b>	<b>119</b>	<b>145</b>	<b>59</b>	<b>140</b>	<b>834</b>	<b>6.5</b>



# 5 PATRICK WESSLER

R-FRESHMAN Center | 7-0 | 245 | Marketing Management  
 Matthews, North Carolina | Combine Academy



*Last name pronounced: WES-ler*

- Has made great strides in his conditioning.
- Redshirted the 2022-23 season.
- Invited to the Allen Iverson 24K Showcase game in Memphis.
- Played his final two seasons at Combine Academy where he guided the program to a state championship in 2021-22.
- Averaged 18 points, 14 rebounds and 2.3 blocks as a senior, while Combine ended the season ranked No. 20 in the country with a 25-5 record.
- Named 2020-21 HoopState Network Sixth Man of the Year.
- Played his freshman and sophomore seasons at David W. Butler High School in Matthews, N.C.
- Southwestern 4A Conference Player of the Year.
- Competed for CC Elite on the AAU circuit.
- Rated the 148th-best prospect in the 2022 class by 247Sports; Tabbed the third-best player in the state of North Carolina and the 24th-best center nationally, according to 247Sports.
- Chose the Hokies over Providence, Southern Cal, NC State and Ole Miss.

## SEASON/CAREER BESTS

### POINTS

Season 4 vs. American (12/21/23)  
 Career 4 vs. American (12/21/23)

### REBOUNDS

Season 3 vs. Notre Dame (3/9/24)  
 Career 3 vs. Notre Dame (3/9/24)

### ASSISTS

Season 1 vs. FAU (11/26/23)  
 Career 1 vs. FAU (11/26/23)

### BLOCKS

Season 1 (4x), last vs. Virginia (2/19/24)  
 Career 1 (4x), last vs. Virginia (2/19/24)

### STEALS

Season -  
 Career -

### MINUTES

Season 10 vs. Notre Dame (3/9/24)  
 Career 10 vs. Notre Dame (3/9/24)

### FIELD GOALS MADE

Season 2 vs. American (12/21/23)  
 Career 2 vs. American (12/21/23)

### FIELD GOALS ATTEMPTED

Season 3 vs. American (12/21/23)  
 Career 3 vs. American (12/21/23)

### 3-PT. FIELD GOALS MADE

Season -  
 Career -

### 3-PT. FIELD GOALS ATTEMPTED

Season 1 at Wake Forest (12/30/23)  
 Career 1 at Wake Forest (12/30/23)

### FREE THROWS MADE

Season 1 (2x), last vs. Vermont (12/16/23)  
 Career 1 (2x), last vs. Vermont (12/16/23)

### FREE THROWS ATTEMPTED

Season 2 (2x), last vs. Vermont (12/16/23)  
 Career 2 (2x), last vs. Vermont (12/16/23)

## 2023-24 GAME-BY-GAME STATS

Opponent	Date	GS	MIN	Total		3-Pointers		Free throws		Rebounds			PF	A	TO	BLK	STL	PTS	AVG		
				FG-FGA	PCT	3FG-3FGA	PCT	FT-FTA	PCT	OFF	DEF	TOT								AVG	
vs Fla. Atlantic	11/26/2023		01:46	0-0	.000	0-0	.000	1-2	.500	0	1	1	1.0	0	1	0	0	0	1	1.0	
at Auburn	11/29/2023		01:32	0-1	.000	0-0	.000	0-0	.000	0	1	1	1.0	0	0	0	0	0	0.5		
Valparaiso	12/09/2023		01:51	0-1	.000	0-0	.000	0-0	.000	1	1	2	1.3	0	0	0	0	0	0.3		
Vermont	12/16/2023		05:49	1-2	.500	0-0	.000	1-2	.500	0	2	2	1.5	0	0	1	0	3	1.0		
American	12/21/2023		06:53	2-3	.667	0-0	.000	0-0	.000	1	1	2	1.6	1	0	1	0	4	1.6		
at Wake Forest	12/30/2023		03:57	0-1	.000	0-1	.000	0-0	.000	0	0	0	1.3	1	0	1	0	1.3			
Georgia Tech	01/27/2024		01:11	0-0	.000	0-0	.000	0-0	.000	0	0	0	1.1	0	0	0	0	1.1			
at North Carolina	02/17/2024		03:13	0-1	.000	0-0	.000	0-0	.000	1	1	2	1.3	1	0	0	0	1.0			
Virginia	02/19/2024		03:47	0-0	.000	0-0	.000	0-0	.000	0	0	0	1.1	1	0	1	0	0.9			
at Louisville	03/05/2024		02:53	0-2	.000	0-0	.000	0-0	.000	1	1	2	1.2	1	0	0	0	0.8			
Notre Dame	03/09/2024		09:17	1-1	1.000	0-0	.000	0-0	.000	2	1	3	1.4	2	0	0	0	2.0			
Richmond	03/19/2024		01:07	0-0	.000	0-0	.000	0-0	.000	0	0	0	1.3	0	0	0	0	0.8			
<b>Totals</b>			<b>0</b>	<b>43:16</b>	<b>4-12</b>	<b>.333</b>	<b>0-1</b>	<b>.000</b>	<b>2-4</b>	<b>.500</b>	<b>6</b>	<b>9</b>	<b>15</b>	<b>1.3</b>	<b>7</b>	<b>1</b>	<b>0</b>	<b>4</b>	<b>0</b>	<b>10</b>	<b>0.8</b>

### Player Averages

Games Played	Minutes/game	Points/game	FG Pct	3FG Pct	FT Pct	Rebounds/game	Assists/game	Turnovers/game	Assist/Turnover ratio	Steals/game	Blocks/game
12	3.6	0.8	33.3	0.0	50.0	1.3	0.1	0.0	1.0	0.0	0.3

## PRODUCTION TRACKER

	This Season
Scored 10+ Points	-
Had 5+ Rebounds	-
Had Multiple Blocks	-
Led Tech in Blocks	1
Had Multiple Steals	-
Shot over 50% from the floor	3
Played 10+ Minutes	1
Shot 5+ Free Throws	-
Had Multiple Dunks	-



## CAREER STATS

SEASON	TEAM	GP-GS	MIN/AVG	FG-FGA	FG%	3FG-3FGA	3FG%	FT-FTA	FT%	OFF	DEF	TOT	AVG	PF-FO	A	TO	BLK	STL	PTS	AVG
2023-24	VT	12-0	43/3.6	4-12	.333	0-1	.000	2-4	.500	6	9	15	1.3	7-0	1	0	4	0	10	0.8
<b>TOTAL</b>		<b>12-0</b>	<b>43/3.6</b>	<b>4-12</b>	<b>.333</b>	<b>0-1</b>	<b>.000</b>	<b>2-4</b>	<b>.500</b>	<b>6</b>	<b>9</b>	<b>15</b>	<b>1.3</b>	<b>7-0</b>	<b>1</b>	<b>0</b>	<b>4</b>	<b>0</b>	<b>10</b>	<b>0.8</b>

# 10 BRANDON RECHSTEINER

FRESHMAN Guard | 6-1 | 185 | Business  
Acworth, Georgia | Etowah



## SEASON/CAREER BESTS

### POINTS

Season 12 vs. Coppin State (11/6/23)  
Career 12 vs. Coppin State (11/6/23)

### REBOUNDS

Season 4 at Wake Forest (12/30/23)  
Career 4 at Wake Forest (12/30/23)

### ASSISTS

Season 11 vs. American (12/21/23)  
Career 11 vs. American (12/21/23)

### BLOCKS

Season -  
Career -

### STEALS

Season 1 (4x), last at Florida State (1/6/24)  
Career 1 (4x), last at Florida State (1/6/24)

### MINUTES

Season 30 vs. American (12/21/23)  
Career 30 vs. American (12/21/23)

### FIELD GOALS MADE

Season 3 vs. Coppin State (11/6/23)  
Career 3 vs. Coppin State (11/6/23)

### FIELD GOALS ATTEMPTED

Season 6 vs. Valparaiso (12/9/23)  
Career 6 vs. Valparaiso (12/9/23)

### 3-PT. FIELD GOALS MADE

Season 2 (2x), last vs. Wofford (11/19/23)  
Career 2 (2x), last vs. Wofford (11/19/23)

### 3-PT. FIELD GOALS ATTEMPTED

Season 6 vs. Valparaiso (12/9/23)  
Career 6 vs. Valparaiso (12/9/23)

### FREE THROWS MADE

Season 4 vs. Coppin State (11/6/23)  
Career 4 vs. Coppin State (11/6/23)

### FREE THROWS ATTEMPTED

Season 4 vs. Coppin State (11/6/23)  
Career 4 vs. Coppin State (11/6/23)

## CAREER STATS

SEASON/TEAM	GP-GS	MIN/AVG	FG-FGA	FG%	3FG-3FGA	3FG%	FT-FTA	FT%	OFF	DEF	TOT	AVG	PF-FO	A	TO	BLK	STL	PTS	AVG
2023-24 VT	26-2	239/9.2	16-43	.372	9-33	.273	6-8	.750	2	16	18	0.7	16-0	33	18	0	4	47	1.8
<b>TOTAL</b>	<b>26-2</b>	<b>239/9.2</b>	<b>16-43</b>	<b>.372</b>	<b>9-33</b>	<b>.273</b>	<b>6-8</b>	<b>.750</b>	<b>2</b>	<b>16</b>	<b>18</b>	<b>0.7</b>	<b>16-0</b>	<b>33</b>	<b>18</b>	<b>0</b>	<b>4</b>	<b>47</b>	<b>1.8</b>

- Wakes up at 4:50 a.m. almost every day *Last name pronounced: WRECK-stine-er*
- Sharpshooter who should flourish on the offensive side in Coach Young's system.
- A four-year letterwinner at Etowah where he was coached by Jason Dasinger
- All-state and team captain as a junior and senior.
- Averaged 18 points, 5.3 rebounds, 5.1 assists and 2.8 steals per game as a senior, guiding Etowah to the GHSA Class 6A Final Four.
- GACA/GBCA North Player of the Year.
- Reached 1,000 career points on Jan. 14, 2023.
- Consensus four-star recruit.
- Rated the 87th-best prospect in the 2023 class on 247Sports.
- Tabbed the second-best point guard in the state of Georgia and the 15th-best point guard nationally, according to 247Sports.
- Chose the Hokies over Gonzaga, Tennessee, Miami (Fla.), LSU, Xavier, Clemson and Notre Dame.
- Father, Scott, is a professional wrestler; goes by Scott Steiner and Big Poppa Pump.
- Brother, Brock, is a wide receiver for Jacksonville State.

## 2023-24 GAME-BY-GAME STATS

Opponent	Date	GS	MIN	Total		3-Pointers		Free throws		Rebounds				PF	A	TO	BLK	STL	PTS	AVG
				FG-FGA	PCT	3FG-3FGA	PCT	FT-FTA	PCT	OFF	DEF	TOT	AVG							
Coppin St.	11/06/2023		11:24	3-4	.750	2-3	.667	4-4	1.000	1	1	2	2.0	0	3	0	0	1	12	12.0
vs South Carolina	11/10/2023		01:31	0-1	.000	0-1	.000	0-0	.000	0	0	0	1.0	0	0	0	0	0	6.0	
Campbell	11/15/2023		14:10	0-1	.000	0-0	.000	0-0	.000	0	0	0	0.7	1	2	0	0	0	4.0	
Wofford	11/19/2023		15:32	2-4	.500	2-4	.500	0-0	.000	0	1	1	0.8	0	2	0	0	6	4.5	
vs Boise St.	11/23/2023		03:52	0-0	.000	0-0	.000	0-0	.000	0	1	1	0.8	0	0	0	0	0	3.6	
vs Iowa St.	11/24/2023		07:04	0-1	.000	0-1	.000	0-0	.000	0	0	0	0.7	1	1	0	0	0	3.0	
vs Fla. Atlantic	11/26/2023		09:14	1-2	.500	1-1	1.000	0-1	.000	0	0	0	0.6	1	1	1	0	3	3.0	
at Auburn	11/29/2023		12:18	1-2	.500	0-1	.000	0-0	.000	1	0	1	0.6	2	2	1	0	2	2.9	
Louisville	12/03/2023		03:31	0-0	.000	0-0	.000	0-0	.000	0	0	0	0.6	0	1	0	0	0	2.6	
Valparaiso	12/09/2023	*	27:57	1-6	.167	1-6	.167	2-2	1.000	0	1	1	0.6	1	3	3	0	1	5	2.8
Vermont	12/16/2023		23:39	2-4	.500	1-3	.333	0-0	.000	0	2	2	0.7	2	3	0	0	1	5	3.0
American	12/21/2023	*	30:22	1-4	.250	0-2	.000	0-1	.000	0	0	0	0.7	2	11	2	0	0	2	2.9
at Wake Forest	12/30/2023		20:34	2-3	.667	0-1	.000	0-0	.000	0	4	4	0.9	1	1	3	0	0	4	3.0
at Florida St.	01/06/2024		06:18	0-1	.000	0-1	.000	0-0	.000	0	0	0	0.9	1	0	1	0	1	0	2.8
Clemson	01/10/2024		05:27	1-2	.500	0-1	.000	0-0	.000	0	1	1	0.9	0	0	0	0	0	2	2.7
Miami (FL)	01/13/2024		03:56	0-0	.000	0-0	.000	0-0	.000	0	0	0	0.8	1	0	2	0	0	0	2.6
at Virginia	01/17/2024		07:13	0-1	.000	0-1	.000	0-0	.000	0	2	2	0.9	0	0	0	0	0	0	2.4
at NC State	01/20/2024		02:24	0-0	.000	0-0	.000	0-0	.000	0	1	1	0.9	0	0	4	0	0	0	2.3
Georgia Tech	01/27/2024		01:32	0-1	.000	0-1	.000	0-0	.000	0	0	0	0.8	0	0	0	0	0	0	2.2
at Notre Dame	02/10/2024		06:13	0-1	.000	0-1	.000	0-0	.000	0	0	0	0.8	0	0	0	0	0	0	2.1
Florida St.	02/13/2024		08:47	1-2	.500	1-2	.500	0-0	.000	0	0	0	0.8	3	2	1	0	0	3	2.1
at North Carolina	02/17/2024		02:00	0-1	.000	0-1	.000	0-0	.000	0	0	0	0.7	0	0	0	0	0	0	2.0
Virginia	02/19/2024		03:47	0-0	.000	0-0	.000	0-0	.000	0	1	1	0.7	0	1	0	0	0	0	1.9
at Louisville	03/05/2024		05:54	0-0	.000	0-0	.000	0-0	.000	0	0	0	0.7	0	0	0	0	0	0	1.8
Notre Dame	03/09/2024		02:09	1-2	.500	1-2	.500	0-0	.000	0	1	1	0.7	0	0	0	0	0	3	1.9
Richmond	03/19/2024		02:08	0-0	.000	0-0	.000	0-0	.000	0	0	0	0.7	0	0	0	0	0	0	1.8
<b>Totals</b>			<b>2 238:57</b>	<b>16-43</b>	<b>.372</b>	<b>9-33</b>	<b>.273</b>	<b>6-8</b>	<b>.750</b>	<b>2</b>	<b>16</b>	<b>18</b>	<b>0.7</b>	<b>16</b>	<b>33</b>	<b>18</b>	<b>0</b>	<b>4</b>	<b>47</b>	<b>1.8</b>

## Player Averages

Games Played	Minutes/game	Points/game	FG Pct	3FG Pct	FT Pct	Rebounds/game	Assists/game	Turnovers/game	Assist/Turnover ratio	Steals/game	Blocks/game
26	9.2	1.8	37.2	27.3	75.0	0.7	1.3	0.7	1.8	0.2	0.0

## PRODUCTION TRACKER

	This Season
Scored 10+ Points	1
Made Multiple 3FGs	2
Made 3+ 3FGs	-
Led Tech in 3FGM	1
Shot over 40% from 3	5
Played 10+ Minutes	8
Had Multiple Assists	8
Led Tech in Assists	5
Had Multiple Steals	-



# 11 JOHN CAMDEN

**R-SOPHOMORE** Forward | 6-8 | 220 | Business Management  
Downingtown, Pennsylvania | Memphis



## SEASON/CAREER BESTS

### POINTS

Season 9 at Auburn (11/29/23)  
Career 9 at Auburn (11/29/23)

### REBOUNDS

Season 6 at Auburn (11/29/23)  
Career 6 (2x), last at Auburn (11/29/23)

### ASSISTS

Season 1 (2x), last vs. Georgia Tech (1/27/24)  
Career 3 vs. Syracuse (1/28/23)

### BLOCKS

Season -  
Career 1 (2x), last at Virginia (1/18/23)

### STEALS

Season 1 at Auburn (11/29/23)  
Career 1 at Auburn (11/29/23)

### MINUTES

Season 15 at Auburn (11/29/23)  
Career 27 vs. Syracuse (1/28/23)

### FIELD GOALS MADE

Season 2 at Auburn (11/29/23)  
Career 3 vs. Syracuse (1/28/23)

### FIELD GOALS ATTEMPTED

Season 4 at Auburn (11/29/23)  
Career 8 vs. Syracuse (1/28/23)

### 3-PT. FIELD GOALS MADE

Season 2 at Auburn (11/29/23)  
Career 2 (2x), last at Auburn (11/29/23)

### 3-PT. FIELD GOALS ATTEMPTED

Season 3 (2x), last vs. Vermont (12/16/23)  
Career 5 vs. Syracuse (1/28/23)

### FREE THROWS MADE

Season 3 at Auburn (11/29/23)  
Career 3 (2x), last at Auburn (11/29/23)

### FREE THROWS ATTEMPTED

Season 5 at Auburn (11/29/23)  
Career 5 (2x), last at Auburn (11/29/23)

- Will be a versatile wing for Coach Young, who can play the 3 and the 4.
- Transferred from Memphis; battled a right foot injury most of freshman season.
- Chose the Hokies over LSU during the transfer process.
- Played senior season at Brewster Academy in Wolfeboro, N.H.
- Was rated a four-star recruit and the 90th-ranked player in the nation by Rivals.
- Averaged 15.8 points per game as a junior at Archbishop Carroll (Pa.) in 2019-20.
- Father, Tex, graduated from Virginia Tech in 1993.
- Sisters, Meg and Heather, played lacrosse at Ohio State and Drexel, respectively.
- Other older sister, Anna, plays basketball at Richmond.

## 2023-24 GAME-BY-GAME STATS

Opponent	Date	GS	MIN	Total		3-Pointers		Free throws		Rebounds				PF	A	TO	BLK	STL	PTS	AVG	
				FG-FGA	PCT	3FG-3FGA	PCT	FT-FTA	PCT	OFF	DEF	TOT	AVG								
Coppin St.	11/06/2023		05:36	1-2	.500	1-1	1.000	0-0	.000	0	2	2	2.0	0	0	1	0	0	3	3.0	
Wofford	11/19/2023		03:13	1-2	.500	1-2	.500	0-0	.000	0	1	1	1.5	0	0	0	0	0	3	3.0	
vs Fla. Atlantic	11/26/2023		04:29	1-2	.500	1-1	1.000	0-0	.000	0	0	0	1.0	0	0	1	0	0	3	3.0	
at Auburn	11/29/2023		15:01	2-4	.500	2-3	.667	3-5	.600	2	4	6	2.3	2	1	1	0	1	9	4.5	
Valparaiso	12/09/2023		02:32	0-2	.000	0-1	.000	0-0	.000	2	0	2	2.2	1	0	0	0	0	0	3.6	
Vermont	12/16/2023		13:51	1-3	.333	1-3	.333	0-0	.000	0	2	2	2.2	0	0	1	0	0	3	3.5	
American	12/21/2023		05:34	0-1	.000	0-1	.000	0-0	.000	0	0	0	1.9	0	0	1	0	0	0	3.0	
Georgia Tech	01/27/2024		01:11	1-1	1.000	1-1	1.000	0-0	.000	0	1	1	1.8	0	1	0	0	0	3	3.0	
Florida St.	02/13/2024		03:56	0-1	.000	0-1	.000	2-2	1.000	0	0	0	1.6	2	0	1	0	0	2	2.9	
Virginia	02/19/2024		03:47	0-1	.000	0-1	.000	0-0	.000	0	0	0	1.4	0	0	0	0	0	0	2.6	
at Pittsburgh	02/24/2024		00:15	0-0	.000	0-0	.000	0-0	.000	0	0	0	1.3	0	0	0	0	0	0	2.4	
at Louisville	03/05/2024		00:35	0-0	.000	0-0	.000	0-0	.000	0	0	0	1.2	0	0	0	0	0	0	2.2	
Richmond	03/19/2024		01:07	0-0	.000	0-0	.000	0-0	.000	0	0	0	1.1	0	0	0	0	0	0	2.0	
<b>Totals</b>			<b>0</b>	<b>61:06</b>	<b>7-19</b>	<b>.368</b>	<b>7-15</b>	<b>.467</b>	<b>5-7</b>	<b>.714</b>	<b>4</b>	<b>10</b>	<b>14</b>	<b>1.1</b>	<b>5</b>	<b>2</b>	<b>6</b>	<b>0</b>	<b>1</b>	<b>26</b>	<b>2.0</b>

## Player Averages

Games Played	Minutes/game	Points/game	FG Pct	3FG Pct	FT Pct	Rebounds/game	Assists/game	Turnovers/game	Assist/Turnover ratio	Steals/game	Blocks/game
13	4.7	2.0	36.8	46.7	71.4	1.1	0.2	0.5	0.3	0.1	0.0

## PRODUCTION TRACKER

	This Season	Career
Scored 5+ Points	1	4
Scored 10+ Points	-	-
Made Multiple 3FGs	1	2
Made 3+ 3FGs	-	-
Led Tech in 3FGM	1	1
Shot over 40% from 3	5	8
Played 5+ Minutes	4	16
Had Multiple Assists	-	1
Had Multiple Steals	-	-



## CAREER STATS

SEASON	TEAM	GP-GS	MIN/AVG	FG-FGA	FG%	3FG-3FGA	3FG%	FT-FTA	FT%	OFF	DEF	TOT	AVG	PF	FO	A	TO	BLK	STL	PTS	AVG
2021-22	Mem	1-0	2/1.7	0-0	.000	0-0	.000	0-0	.000	0	1	1	1.0	0-0	0	0	0	0	0	0	0.0
2022-23	VT	23-0	183/8.0	9-36	.250	6-26	.231	5-9	.556	6	16	22	1.0	17-0	4	2	2	0	29	1.3	
2023-24	VT	13-0	61/4.7	7-19	.368	7-15	.467	5-7	.714	4	10	14	1.1	5-0	2	6	0	1	26	2.0	
<b>TOTAL FOR VT</b>		<b>36-0</b>	<b>244/6.8</b>	<b>16-55</b>	<b>.291</b>	<b>13-41</b>	<b>.317</b>	<b>10-16</b>	<b>.625</b>	<b>10</b>	<b>26</b>	<b>36</b>	<b>1.0</b>	<b>22-0</b>	<b>6</b>	<b>8</b>	<b>2</b>	<b>1</b>	<b>55</b>	<b>1.5</b>	
<b>TOTAL</b>		<b>37-0</b>	<b>246/6.6</b>	<b>16-55</b>	<b>.291</b>	<b>13-41</b>	<b>.317</b>	<b>10-16</b>	<b>.625</b>	<b>10</b>	<b>27</b>	<b>37</b>	<b>1.0</b>	<b>22-0</b>	<b>6</b>	<b>8</b>	<b>2</b>	<b>1</b>	<b>55</b>	<b>1.5</b>	



# 13 JAYDON YOUNG

**FRESHMAN** Guard | 6-4 | 205 | Sports Media and Analytics  
 Goldsboro, North Carolina | Greensboro Day



## SEASON/CAREER BESTS

POINTS	
Season	9 at Auburn (11/29/23)
Career	9 at Auburn (11/29/23)
REBOUNDS	
Season	3 vs. Valparaiso (12/9/23)
Career	3 vs. Valparaiso (12/9/23)
ASSISTS	
Season	5 vs. Coppin State (11/6/23)
Career	5 vs. Coppin State (11/6/23)
BLOCKS	
Season	1 vs. Notre Dame (3/9/24)
Career	1 vs. Notre Dame (3/9/24)
STEALS	
Season	2 vs. Coppin State (11/6/23)
Career	2 vs. Coppin State (11/6/23)
MINUTES	
Season	24 at Auburn (11/29/23)
Career	24 at Auburn (11/29/23)
FIELD GOALS MADE	
Season	3 at Auburn (11/29/23)
Career	3 at Auburn (11/29/23)
FIELD GOALS ATTEMPTED	
Season	6 at Auburn (11/29/23)
Career	6 at Auburn (11/29/23)
3-PT. FIELD GOALS MADE	
Season	3 at Auburn (11/29/23)
Career	3 at Auburn (11/29/23)
3-PT. FIELD GOALS ATTEMPTED	
Season	4 at Auburn (11/29/23)
Career	4 at Auburn (11/29/23)
FREE THROWS MADE	
Season	2 (2x), last at UNC (2/17/24)
Career	2 (2x), last at UNC (2/17/24)
FREE THROWS ATTEMPTED	
Season	2 (2x), last at UNC (2/17/24)
Career	2 (2x), last at UNC (2/17/24)

- A four-year letterwinner at Greensboro Day under the winningest coach in North Carolina basketball history, Freddy Johnson.
- Three-time all-state, four-time all-conference and three-time conference player of the year.
- Eclipsed 2,000 career points in November 2022.
- Guided Greensboro Day to its 12th NCISAA state title as a senior.
- Four-star recruit according to ESPN.
- Rated the eighth-best player in the state of North Carolina, according to 247Sports.
- Chose the Hokies over Clemson, Virginia, Pitt, NC State and North Carolina A&T.
- Father, Victor, played college basketball at Mount Olive, advancing to the Elite 8 in 2005; played professionally overseas as well.

## 2023-24 GAME-BY-GAME STATS

Opponent	Date	GS	MIN	Total		3-Pointers		Free throws		Rebounds			PF	A	TO	BLK	STL	PTS	AVG		
				FG-FGA	PCT	3FG-3FGA	PCT	FT-FTA	PCT	OFF	DEF	TOT								AVG	
Coppin St.	11/06/2023		13:39	2-4	.500	2-3	.667	2-2	1.000	0	2	2	2.0	0	5	1	0	2	8	8.0	
Campbell	11/15/2023		12:15	0-4	.000	0-2	.000	0-0	.000	0	0	0	1.0	0	1	0	0	0	0	4.0	
Wofford	11/19/2023		03:57	0-1	.000	0-1	.000	0-0	.000	0	1	1	1.0	1	1	0	0	0	0	2.7	
vs Boise St.	11/23/2023		03:09	0-0	.000	0-0	.000	0-0	.000	0	0	0	0.8	0	0	0	0	0	0	2.0	
vs Fla. Atlantic	11/26/2023		05:32	0-1	.000	0-1	.000	0-0	.000	0	0	0	0.6	1	1	1	0	0	0	1.6	
at Auburn	11/29/2023		24:22	3-6	.500	3-4	.750	0-0	.000	0	1	1	0.7	1	1	1	0	1	9	2.8	
Louisville	12/03/2023		03:06	0-0	.000	0-0	.000	0-0	.000	0	0	0	0.6	0	0	0	0	0	0	2.4	
Valparaiso	12/09/2023		11:17	0-2	.000	0-1	.000	0-0	.000	0	3	3	0.9	1	0	1	0	1	0	2.1	
Vermont	12/16/2023		18:44	2-4	.500	2-3	.667	0-0	.000	0	1	1	0.9	0	1	0	0	0	6	2.6	
American	12/21/2023		05:08	0-1	.000	0-1	.000	0-0	.000	0	0	0	0.8	0	1	0	0	0	0	2.3	
at Wake Forest	12/30/2023		03:40	0-0	.000	0-0	.000	0-0	.000	0	1	1	0.8	0	1	0	0	0	0	2.1	
Clemson	01/10/2024		05:30	0-0	.000	0-0	.000	0-0	.000	0	1	1	0.8	0	0	0	0	0	0	1.9	
Miami (FL)	01/13/2024		06:27	0-2	.000	0-2	.000	0-0	.000	0	0	0	0.8	0	1	0	0	0	0	1.8	
Georgia Tech	01/27/2024		01:32	0-0	.000	0-0	.000	0-0	.000	0	1	1	0.8	1	1	0	0	0	0	1.6	
at Miami (FL)	02/03/2024		01:58	0-0	.000	0-0	.000	0-0	.000	0	0	0	0.7	0	0	0	0	0	0	1.5	
at Notre Dame	02/10/2024		02:08	0-0	.000	0-0	.000	0-0	.000	0	0	0	0.7	0	0	0	0	0	0	1.4	
Florida St.	02/13/2024		11:43	1-2	.500	1-2	.500	0-0	.000	0	1	1	0.7	1	0	0	0	0	3	1.5	
at North Carolina	02/17/2024		11:21	0-2	.000	0-2	.000	2-2	1.000	1	1	2	0.8	1	0	0	0	0	2	1.6	
Virginia	02/19/2024		05:25	2-2	1.000	2-2	1.000	0-0	.000	0	0	0	0.7	0	1	0	0	0	6	1.8	
at Pittsburgh	02/24/2024		08:55	0-1	.000	0-1	.000	0-0	.000	0	0	0	0.7	2	0	0	0	0	0	1.7	
at Syracuse	02/27/2024		01:36	0-0	.000	0-0	.000	0-0	.000	0	0	0	0.7	0	0	0	0	0	0	1.6	
at Louisville	03/05/2024		07:52	1-3	.333	1-2	.500	0-0	.000	0	0	0	0.6	0	1	0	0	1	3	1.7	
Notre Dame	03/09/2024		09:27	0-1	.000	0-1	.000	0-0	.000	0	2	2	0.7	0	0	1	0	0	0	1.6	
vs Florida St.	03/13/2024		12:48	1-2	.500	1-2	.500	0-0	.000	0	1	1	0.7	1	0	0	0	0	3	1.7	
Richmond	03/19/2024		09:35	1-1	1.000	0-0	.000	0-0	.000	0	2	2	0.8	1	2	0	0	0	2	1.7	
<b>Totals</b>			<b>0</b>	<b>201:05</b>	<b>13-39</b>	<b>.333</b>	<b>12-30</b>	<b>.400</b>	<b>4-4</b>	<b>1.000</b>	<b>1</b>	<b>18</b>	<b>19</b>	<b>0.8</b>	<b>11</b>	<b>17</b>	<b>5</b>	<b>1</b>	<b>5</b>	<b>42</b>	<b>1.7</b>

## Player Averages

Games Played	Minutes/game	Points/game	FG Pct	3FG Pct	FT Pct	Rebounds/game	Assists/game	Turnovers/game	Assist/Turnover ratio	Steals/game	Blocks/game
25	8.0	1.7	33.3	40.0	100.0	0.8	0.7	0.2	3.4	0.2	0.0

## PRODUCTION TRACKER

	This Season
Scored 10+ Points	-
Made Multiple 3FGs	4
Made 3+ 3FGs	1
Led Tech in 3FGM	3
Shot over 40% from 3	7
Played 10+ Minutes	9
Had Multiple Assists	2
Led Tech in Assists	1
Had Multiple Steals	1



## CAREER STATS

SEASON	TEAM	GP-GS	MIN/AVG	FG-FGA	FG%	3FG-3FGA	3FG%	FT-FTA	FT%	OFF	DEF	TOT	AVG	PF-FO	A	TO	BLK	STL	PTS	AVG
2023-24	VT	25-0	201/8.0	13-39	.333	12-30	.400	4-4	1.000	1	18	19	0.8	11-0	17	5	1	5	42	1.7
<b>TOTAL</b>		<b>25-0</b>	<b>201/8.0</b>	<b>13-39</b>	<b>.333</b>	<b>12-30</b>	<b>.400</b>	<b>4-4</b>	<b>1.000</b>	<b>1</b>	<b>18</b>	<b>19</b>	<b>0.8</b>	<b>11-0</b>	<b>17</b>	<b>5</b>	<b>1</b>	<b>5</b>	<b>42</b>	<b>1.7</b>

# 15 LYNN KIDD

SENIOR Center | 6-10 | 235 | Sociology  
Gainesville, Florida | Clemson



## SEASON/CAREER BESTS

### POINTS

Season 31 vs. American (12/21/23)  
Career 31 vs. American (12/21/23)

### REBOUNDS

Season 15 (2x), last vs. Florida St. (2/13/24)  
Career 15 (2x), last vs. Florida St. (2/13/24)

### ASSISTS

Season 3 (5x), last vs. Wake Forest (3/2/24)  
Career 3 (6x), last vs. Wake Forest (3/2/24)

### BLOCKS

Season 2 (2x), last vs. Clemson (1/10/24)  
Career 2 (6x), last vs. Clemson (1/10/24)

### STEALS

Season 2 (4x), last vs. Boston College (1/23/24)  
Career 2 (5x), last vs. Boston College (1/23/24)

### MINUTES

Season 29 (2x), last at Wake Forest (12/30/23)  
Career 29 (2x), last at Wake Forest (12/30/23)

### FIELD GOALS MADE

Season 14 vs. American (12/21/23)  
Career 14 vs. American (12/21/23)

### FIELD GOALS ATTEMPTED

Season 15 (2x), last at Wake Forest (12/30/23)  
Career 15 (2x), last at Wake Forest (12/30/23)

### 3-PT. FIELD GOALS MADE

Season -  
Career -

### 3-PT. FIELD GOALS ATTEMPTED

Season -  
Career -

### FREE THROWS MADE

Season 9 vs. Vermont (12/16/23)  
Career 9 vs. Vermont (12/16/23)

### FREE THROWS ATTEMPTED

Season 11 vs. Vermont (12/16/23)  
Career 11 vs. Vermont (12/16/23)

- Has had two terrific summers of offseason development.
- Rebounding continues to be a point of emphasis for him.
- Played in seven games, totaling eight points in 33 minutes of action as a freshman at Clemson.
- Reclassified from the 2021 recruiting class to 2020.
- No. 77 overall prospect on ESPN's Top-100 list of high school juniors; four-star recruit.
- Chose Clemson over Virginia Tech, Miami, Wake Forest, Auburn and Florida during his initial recruitment.

## 2023-24 GAME-BY-GAME STATS

Opponent	Date	GS	MIN	Total			3-Pointers			Free throws			Rebounds				PF	A	TO	BLK	STL	PTS	AVG
				FG-FGA	PCT	3FG-3FGA	PCT	FT-FTA	PCT	OFF	DEF	TOT	AVG										
Coppin St.	11/06/2023	*	22:53	6-6	1.000	0-0	.000	2-5	.400	3	8	11	11.0	1	0	3	1	0	14	14.0			
vs South Carolina	11/10/2023	*	26:28	5-7	.714	0-0	.000	2-2	1.000	1	5	6	8.5	2	2	2	0	2	12	13.0			
Campbell	11/15/2023	*	24:48	9-12	.750	0-0	.000	6-7	.857	5	10	15	10.7	2	1	2	0	0	24	16.7			
Wofford	11/19/2023	*	20:55	6-8	.750	0-0	.000	8-8	1.000	2	5	7	9.8	1	3	0	1	0	20	17.5			
vs Boise St.	11/23/2023	*	28:52	6-8	.750	0-0	.000	7-7	1.000	1	5	6	9.0	2	1	1	0	1	19	17.8			
vs Iowa St.	11/24/2023	*	28:32	5-6	.833	0-0	.000	3-3	1.000	1	3	4	8.2	2	2	3	0	1	13	17.0			
vs Fla. Atlantic	11/26/2023	*	23:02	4-8	.500	0-0	.000	1-2	.500	1	6	7	8.0	1	0	2	0	0	9	15.9			
at Auburn	11/29/2023	*	29:17	2-6	.333	0-0	.000	2-2	1.000	2	5	7	7.9	1	1	2	1	2	6	14.6			
Louisville	12/03/2023	*	24:39	8-13	.615	0-0	.000	3-4	.750	0	4	4	7.4	4	1	1	0	0	19	15.1			
Valparaiso	12/09/2023	*	22:05	4-7	.571	0-0	.000	6-6	1.000	1	5	6	7.3	0	1	1	0	0	14	15.0			
Vermont	12/16/2023	*	23:35	4-7	.571	0-0	.000	9-11	.818	4	7	11	7.6	1	1	3	0	1	17	15.2			
American	12/21/2023	*	23:58	14-15	.933	0-0	.000	3-3	1.000	2	9	11	7.9	1	1	0	2	0	31	16.5			
at Wake Forest	12/30/2023	*	29:20	7-15	.467	0-0	.000	0-0	.000	1	4	5	7.7	3	3	3	0	0	14	16.3			
at Florida St.	01/06/2024	*	25:17	1-5	.200	0-0	.000	0-0	.000	3	5	8	7.7	4	3	3	1	0	2	15.3			
Clemson	01/10/2024	*	23:23	3-6	.500	0-0	.000	0-0	.000	0	2	2	7.3	2	1	0	2	1	6	14.7			
Miami (FL)	01/13/2024	*	24:30	8-8	1.000	0-0	.000	0-0	.000	1	3	4	7.1	4	2	0	0	1	16	14.8			
at Virginia	01/17/2024	*	16:13	1-3	.333	0-0	.000	0-0	.000	0	2	2	6.8	0	2	1	0	0	2	14.0			
at NC State	01/20/2024	*	23:57	6-8	.750	0-0	.000	2-2	1.000	0	6	6	6.8	1	3	1	0	2	14	14.0			
Boston College	01/23/2024	*	24:59	4-9	.444	0-0	.000	2-2	1.000	0	5	5	6.7	2	0	1	1	2	10	13.8			
Georgia Tech	01/27/2024	*	15:32	7-9	.778	0-0	.000	4-4	1.000	3	1	4	6.6	4	1	1	0	0	18	14.0			
Duke	01/29/2024	*	22:50	5-9	.556	0-0	.000	2-2	1.000	0	4	4	6.4	2	1	0	1	0	12	13.9			
at Miami (FL)	02/03/2024	*	23:36	3-5	.600	0-0	.000	0-0	.000	1	10	11	6.6	3	1	2	1	1	6	13.5			
at Notre Dame	02/10/2024	*	15:32	1-3	.333	0-0	.000	0-0	.000	1	0	1	6.4	3	0	0	0	0	2	13.0			
Florida St.	02/13/2024	*	28:40	4-9	.444	0-0	.000	4-6	.667	6	9	15	6.8	0	1	1	0	0	12	13.0			
at North Carolina	02/17/2024	*	15:21	5-7	.714	0-0	.000	1-1	1.000	1	1	2	6.6	4	0	0	0	0	11	12.9			
Virginia	02/19/2024	*	18:25	5-5	1.000	0-0	.000	4-4	1.000	1	6	7	6.6	1	0	0	1	1	14	13.0			
at Pittsburgh	02/24/2024	*	15:35	4-8	.500	0-0	.000	0-0	.000	0	2	2	6.4	1	0	1	0	0	8	12.8			
at Syracuse	02/27/2024	*	28:20	8-9	.889	0-0	.000	0-0	.000	3	5	8	6.5	1	1	2	0	0	16	12.9			
Wake Forest	03/02/2024	*	25:57	9-11	.818	0-0	.000	3-4	.750	1	8	9	6.6	3	3	1	1	0	21	13.2			
at Louisville	03/05/2024	*	18:23	4-7	.571	0-0	.000	3-6	.500	2	7	9	6.6	3	0	1	0	1	11	13.1			
vs Iowa St.	03/13/2024	*	27:35	4-6	.667	0-0	.000	0-1	.000	1	2	3	6.5	4	0	1	1	1	8	12.9			
Richmond	03/19/2024	*	24:54	9-10	.900	0-0	.000	2-2	1.000	2	6	8	6.6	0	0	2	0	0	20	13.2			
<b>Totals</b>			<b>32</b>	<b>747:22</b>	<b>171-255</b>	<b>.671</b>	<b>0-0</b>	<b>.000</b>	<b>79-94</b>	<b>.840</b>	<b>50</b>	<b>160</b>	<b>210</b>	<b>6.6</b>	<b>63</b>	<b>36</b>	<b>41</b>	<b>14</b>	<b>17</b>	<b>421</b>	<b>13.2</b>		

## Player Averages

Games Played	Minutes/game	Points/game	FG Pct	3FG Pct	FT Pct	Rebounds/game	Assists/game	Turnovers/game	Assist/Turnover ratio	Steals/game	Blocks/game
32	23.4	13.2	67.1	0.0	84.0	6.6	1.1	1.3	0.9	0.5	0.4

## PRODUCTION TRACKER

	This Season	Career
Scored 10+ Points	23	27
Scored 20+ Points	5	5
Had 10+ Rebounds	6	7
Had Multiple Blocks	2	6
Led Tech in Blocks	9	15
Had Multiple Steals	4	5
Shot over 50% from the floor	25	54
Shot 5+ Free Throws	8	10
Had Multiple Dunks	15	19



## CAREER STATS

SEASON	TEAM	GP-GS	MIN/AVG	FG-FGA	FG%	3FG-3FGA	3FG%	FT-FTA	FT%	OFF	DEF	TOT	AVG	PF-FO	A	TO	BLK	STL	PTS	AVG
2020-21	CU	7-0	32/4.6	2-6	.333	0-0	.000	4-4	1.000	4	3	7	1.0	6-0	1	2	2	0	8	1.1
2021-22	VT	10-0	25/2.5	3-8	.375	0-0	.000	1-1	1.000	6	5	11	1.1	0-0	0	3	2	0	7	0.7
2022-23	VT	34-5	429/12.6	77-116	.664	0-0	.000	17-29	.586	34	82	116	3.4	53-0	21	21	15	9	171	5.0
2023-24	VT	32-32	747/23.4	171-255	.671	0-0	.000	79-94	.840	50	160	210	6.6	63-0	36	41	14	17	421	13.2
<b>TOTAL FOR VT</b>		<b>76-37</b>	<b>1201/15.8</b>	<b>251-379</b>	<b>.662</b>	<b>0-0</b>	<b>.000</b>	<b>97-124</b>	<b>.782</b>	<b>90</b>	<b>247</b>	<b>337</b>	<b>4.4</b>	<b>116-0</b>	<b>57</b>	<b>65</b>	<b>31</b>	<b>26</b>	<b>599</b>	<b>7.9</b>
<b>TOTAL</b>		<b>83-37</b>	<b>1233/14.9</b>	<b>253-385</b>	<b>.657</b>	<b>0-0</b>	<b>.000</b>	<b>101-128</b>	<b>.789</b>	<b>94</b>	<b>250</b>	<b>344</b>	<b>4.1</b>	<b>122-0</b>	<b>58</b>	<b>67</b>	<b>33</b>	<b>26</b>	<b>607</b>	<b>7.3</b>

# 23 TYLER NICKEL

**SOPHOMORE** Guard | 6-7 | 220 | Sociology  
Harrisonburg, Virginia | North Carolina



## SEASON/CAREER BESTS

### POINTS

Season 24 vs. Clemson (1/10/24)  
Career 24 vs. Clemson (1/10/24)

### REBOUNDS

Season 7 (2x), last vs. Florida St. (3/13/24)  
Career 7 (2x), last vs. Florida St. (3/13/24)

### ASSISTS

Season 6 vs. Virginia (2/19/24)  
Career 6 vs. Virginia (2/19/24)

### BLOCKS

Season 3 at UNC (2/17/24)  
Career 3 at UNC (2/17/24)

### STEALS

Season 2 (3x), last vs. Florida St. (2/13/24)  
Career 2 (4x), last vs. Florida St. (2/13/24)

### MINUTES

Season 37 vs. Miami (1/13/24)  
Career 37 vs. Miami (1/13/24)

### FIELD GOALS MADE

Season 8 vs. Clemson (1/10/24)  
Career 8 vs. Clemson (1/10/24)

### FIELD GOALS ATTEMPTED

Season 12 vs. Florida State (3/13/24)  
Career 12 vs. Florida State (3/13/24)

### 3-PT. FIELD GOALS MADE

Season 5 vs. Clemson (1/10/24)  
Career 5 vs. Clemson (1/10/24)

### 3-PT. FIELD GOALS ATTEMPTED

Season 8 (2x), last at Louisville (3/5/24)  
Career 8 (3x), last at Louisville (3/5/24)

### FREE THROWS MADE

Season 6 at Wake Forest (12/30/23)  
Career 6 at Wake Forest (12/30/23)

### FREE THROWS ATTEMPTED

Season 7 (2x), last at Wake Forest (12/30/23)  
Career 7 (2x), last at Wake Forest (12/30/23)

- Every time he shoots the ball, Coach Young believes it's going in.
- Has a sneaky good pull-up jumper.
- Averaged 2.1 points in 25 games for North Carolina in 2022-23.
- Scored a season-high 16 points (all in the second half), the most off the bench by a Tar Heel on the season, vs. The Citadel; was 5 for 10 from the floor, including 3 for 8 3FGs vs. the Bulldogs.
- Virginia High School League's all-time leading scorer with 2,909 points in 102 games.
- Virginia Player of the Year in 2022.
- Is the first player from East Rockingham High School to play at a Division I school.
- Four-star prospect in the class of 2022 and ranked third in Virginia; picked UNC over Tech in his initial recruitment.
- Son of Eric and Jacki Nickel; both played basketball in college.

## 2023-24 GAME-BY-GAME STATS

Opponent	Date	GS	MIN	Total		3-Pointers		Free throws		Rebounds				PF	A	TO	BLK	STL	PTS	AVG	
				FG-FGA	PCT	3FG-3FGA	PCT	FT-FTA	PCT	OFF	DEF	TOT	AVG								
Coppin St.	11/06/2023		20:06	4-9	.444	2-6	.333	2-2	1.000	3	4	7	7.0	1	1	0	1	0	12	12.0	
vs South Carolina	11/10/2023		22:09	0-3	.000	0-2	.000	2-2	1.000	0	0	0	3.5	0	1	0	0	0	2	7.0	
Wofford	11/19/2023		22:19	3-3	1.000	3-3	1.000	5-7	.714	1	0	1	2.7	2	2	0	0	2	14	9.3	
vs Boise St.	11/23/2023		31:41	5-10	.500	1-4	.250	3-5	.600	1	3	4	3.0	0	2	1	1	1	14	10.5	
vs Iowa St.	11/24/2023		27:10	3-7	.429	3-6	.500	1-2	.500	2	1	3	3.0	1	1	2	0	0	10	10.4	
vs Fla. Atlantic	11/26/2023		24:24	1-2	.500	0-1	.000	0-0	.000	0	1	1	2.7	1	1	0	0	0	2	9.0	
at Auburn	11/29/2023	*	19:29	0-5	.000	0-3	.000	0-0	.000	1	0	1	2.4	3	0	3	0	0	0	7.7	
Louisville	12/03/2023	*	24:48	1-6	.167	1-6	.167	0-0	.000	0	2	2	2.4	2	2	0	1	1	3	7.1	
Valparaiso	12/09/2023	*	25:43	4-7	.571	4-7	.571	0-0	.000	0	2	2	2.3	1	3	0	0	0	1	12	7.7
Vermont	12/16/2023	*	29:41	4-9	.444	2-7	.286	3-3	1.000	0	2	2	2.3	2	2	1	0	0	13	8.2	
American	12/21/2023	*	29:03	2-7	.286	1-4	.250	0-0	.000	0	0	0	2.1	2	0	1	0	0	5	7.9	
at Wake Forest	12/30/2023		28:31	2-4	.500	1-2	.500	6-7	.857	0	2	2	2.1	1	1	0	0	1	11	8.2	
at Florida St.	01/06/2024	*	20:14	2-4	.500	1-2	.500	4-5	.800	1	0	1	2.0	1	1	2	0	0	9	8.2	
Clemson	01/10/2024		27:59	8-11	.727	5-7	.714	3-4	.750	0	4	4	2.1	1	1	1	1	1	24	9.4	
Miami (FL)	01/13/2024	*	37:17	2-10	.200	2-8	.250	0-0	.000	0	1	1	2.1	2	4	2	0	1	6	9.1	
at Virginia	01/17/2024		23:57	2-8	.250	2-7	.286	2-2	1.000	0	4	4	2.2	0	1	3	0	0	8	9.1	
at NC State	01/20/2024		21:12	4-6	.667	3-5	.600	1-1	1.000	0	0	0	2.1	2	0	0	0	0	12	9.2	
Boston College	01/23/2024		20:08	2-4	.500	1-2	.500	0-0	.000	0	0	0	1.9	1	3	0	0	0	5	9.0	
Georgia Tech	01/27/2024		22:07	4-7	.571	3-6	.500	0-0	.000	1	2	3	2.0	2	3	0	1	0	11	9.1	
Duke	01/29/2024		16:33	0-1	.000	0-1	.000	0-0	.000	0	2	2	2.0	0	1	0	0	1	0	8.7	
at Miami (FL)	02/03/2024		23:16	4-8	.500	2-4	.500	0-0	.000	1	1	2	2.0	4	0	1	0	2	10	8.7	
at Notre Dame	02/10/2024		20:46	3-5	.600	2-4	.500	1-1	1.000	0	1	1	2.0	2	1	0	0	0	9	8.7	
Florida St.	02/13/2024		29:12	6-9	.667	3-4	.750	0-0	.000	1	2	3	2.0	2	0	1	0	2	15	9.0	
at North Carolina	02/17/2024		27:40	5-8	.625	4-6	.667	0-0	.000	0	1	1	2.0	1	1	1	3	1	14	9.2	
Virginia	02/19/2024		26:29	5-9	.556	2-5	.400	1-2	.500	0	4	4	2.0	1	6	1	0	0	13	9.4	
at Pittsburgh	02/24/2024		31:14	0-6	.000	0-4	.000	0-0	.000	0	1	1	2.0	1	1	0	0	1	0	9.0	
at Syracuse	02/27/2024		24:34	1-7	.143	1-4	.250	0-0	.000	0	3	3	2.0	1	1	0	0	0	3	8.8	
Wake Forest	03/02/2024		15:15	0-4	.000	0-4	.000	0-0	.000	1	3	4	2.1	1	2	1	0	1	0	8.5	
at Louisville	03/05/2024		18:43	5-11	.455	3-8	.375	0-0	.000	0	2	2	2.1	3	0	0	0	0	13	8.6	
Notre Dame	03/09/2024		28:35	4-9	.444	2-5	.400	5-5	1.000	1	3	4	2.2	2	0	0	0	0	15	8.8	
vs Florida St.	03/13/2024		32:16	7-12	.583	3-7	.429	1-1	1.000	1	6	7	2.3	1	1	2	0	0	18	9.1	
Richmond	03/19/2024		17:31	1-1	1.000	0-0	.000	1-1	1.000	0	1	1	2.3	1	1	0	0	0	3	8.9	
<b>Totals</b>			<b>7</b>	<b>790:02</b>	<b>94-212</b>	<b>.443</b>	<b>57-144</b>	<b>.396</b>	<b>41-50</b>	<b>.820</b>	<b>15</b>	<b>58</b>	<b>73</b>	<b>2.3</b>	<b>45</b>	<b>44</b>	<b>23</b>	<b>8</b>	<b>16</b>	<b>286</b>	<b>8.9</b>

## Player Averages

Games Played	Minutes/game	Points/game	FG Pct	3FG Pct	FT Pct	Rebounds/game	Assists/game	Turnovers/game	Assist/Turnover ratio	Steals/game	Blocks/game
32	24.7	8.9	44.3	39.6	82.0	2.3	1.4	0.7	1.9	0.5	0.3

## PRODUCTION TRACKER

	This Season	Career
Scored 10+ Points	16	17
Led Tech in Scoring	-	-
Made Multiple 3FGs	18	19
Made 3+ 3FGs	10	11
Led Tech in 3FGM	7	7
Shot over 40% from 3	16	19
Had Multiple Assists	10	11
Had Multiple Blocks	1	1
Had Multiple Steals	3	4



## CAREER STATS

SEASON	TEAM	GP-GS	MIN/AVG	FG-FGA	FG%	3FG-3FGA	3FG%	FT-FTA	FT%	OFF	DEF	TOT	AVG	PF-FO	A	TO	BLK	STL	PTS	AVG
2022-23	UNC	25-0	150/6.0	15-40	.375	6-27	.222	16-19	.842	9	7	16	0.6	10-0	7	3	3	3	52	2.1
2023-24	VT	32-7	790/24.7	94-212	.443	57-144	.396	41-50	.820	15	58	73	2.3	45-0	44	23	8	16	286	8.9
<b>TOTAL FOR VT</b>		<b>32-7</b>	<b>790/24.7</b>	<b>94-212</b>	<b>.443</b>	<b>57-144</b>	<b>.396</b>	<b>41-50</b>	<b>.820</b>	<b>15</b>	<b>58</b>	<b>73</b>	<b>2.3</b>	<b>45-0</b>	<b>44</b>	<b>23</b>	<b>8</b>	<b>16</b>	<b>286</b>	<b>8.9</b>
<b>TOTAL</b>		<b>57-7</b>	<b>940/16.5</b>	<b>109-252</b>	<b>.433</b>	<b>63-171</b>	<b>.368</b>	<b>57-69</b>	<b>.826</b>	<b>24</b>	<b>65</b>	<b>89</b>	<b>1.6</b>	<b>55-0</b>	<b>51</b>	<b>26</b>	<b>11</b>	<b>19</b>	<b>338</b>	<b>5.9</b>



# 31 ROBBIE BERAN

GRADUATE STUDENT Forward | 6-9 | 215 | Agricultural and Life Sciences  
Richmond, Virginia | Northwestern



## SEASON/CAREER BESTS

### POINTS

Season 14 vs. Georgia Tech (1/27/24)  
Career 20 (2x), last vs. Prairie View (12/11/22)

### REBOUNDS

Season 13 at Notre Dame (2/10/24)  
Career 13 at Notre Dame (2/10/24)

### ASSISTS

Season 3 (6x), last vs. Notre Dame (3/9/24)  
Career 4 (3x), last vs. Illinois (1/7/21)

### BLOCKS

Season 3 (3x), last vs. Notre Dame (3/9/24)  
Career 3 (6x), last vs. Notre Dame (3/9/24)

### STEALS

Season 2 (5x), last at NC State (1/20/24)  
Career 5 vs. Eastern Illinois (11/9/21)

### MINUTES

Season 38 vs. Wake Forest (3/2/24)  
Career 38 (2x), last vs. Wake Forest (3/2/24)

### FIELD GOALS MADE

Season 4 (5x), last at Louisville (3/5/24)  
Career 6 (5x), last vs. Prairie View (12/11/22)

### FIELD GOALS ATTEMPTED

Season 8 (2x), last at Louisville (3/5/24)  
Career 14 at Illinois (1/18/20)

### 3-PT. FIELD GOALS MADE

Season 4 at Louisville (3/5/24)  
Career 4 (2x), last at Louisville (3/5/24)

### 3-PT. FIELD GOALS ATTEMPTED

Season 7 at Louisville (3/5/24)  
Career 11 vs. Indiana (2/15/23)

### FREE THROWS MADE

Season 5 vs. Georgia Tech (1/27/24)  
Career 10 vs. Chicago State (11/7/22)

### FREE THROWS ATTEMPTED

Season 6 vs. Georgia Tech (1/27/24)  
Career 11 vs. Chicago State (11/7/22)

## CAREER STATS

SEASON	TEAM	GP-GS	MIN/AVG	FG-FGA	FG%	3FG-3FGA	3FG%	FT-FTA	FT%	OFF	DEF	TOT	AVG	PF-FO	A	TO	BLK	STL	PTS	AVG
2019-20	NU	31-18	590/19.0	55-141	.390	20-50	.400	26-40	.650	26	78	104	3.4	73-3	19	26	17	5	156	5.0
2020-21	NU	24-18	485/20.2	48-108	.444	20-57	.351	20-30	.667	10	55	65	2.7	62-3	26	15	10	7	136	5.7
2021-22	NU	31-30	677/21.8	73-156	.468	30-82	.366	21-28	.750	29	103	132	4.3	75-5	20	21	23	21	197	6.4
2022-23	NU	34-34	875/25.7	80-217	.369	39-113	.345	56-66	.848	39	114	153	4.5	69-0	21	21	24	18	255	7.5
2023-24	VT	33-28	736/22.3	69-154	.448	25-78	.321	28-35	.800	27	102	129	3.9	94-3	37	33	30	20	191	5.8
<b>TOTAL FOR VT</b>		<b>33-28</b>	<b>736/22.3</b>	<b>69-154</b>	<b>.448</b>	<b>25-78</b>	<b>.321</b>	<b>28-35</b>	<b>.800</b>	<b>27</b>	<b>102</b>	<b>129</b>	<b>3.9</b>	<b>94-3</b>	<b>37</b>	<b>33</b>	<b>30</b>	<b>20</b>	<b>191</b>	<b>5.8</b>
<b>TOTAL</b>		<b>153-128</b>	<b>3363/22.0</b>	<b>325-776</b>	<b>.419</b>	<b>134-380</b>	<b>.353</b>	<b>151-199</b>	<b>.759</b>	<b>131</b>	<b>452</b>	<b>583</b>	<b>3.8</b>	<b>373-14</b>	<b>123</b>	<b>116</b>	<b>104</b>	<b>71</b>	<b>935</b>	<b>6.1</b>

- Stretch four that will greatly impact winning with the Hokies. *Last name pronounced: bear-IN*
- Strong defender and vocal leader.
- Has learned over the course of his career how to win and close out games.
- Veteran player who has competed in over 100 career games.
- Led Northwestern to its second-ever NCAA tournament appearance in 2023.
- Owner of two dogs: Smokey (chihuahua) and Stella (Labrador retriever/mutt mix); girlfriend owns Ivy (golden retriever), so three dogs total in their household.
- Sister, Annemarie, attends VCOM in Blacksburg.
- Earned undergraduate degree in learning and organization change in 2022 from Northwestern.
- Close to finishing first master's degree in sports administration from Northwestern.
- Pursuing a master's degree in applied animal behavior and welfare.

## 2023-24 GAME-BY-GAME STATS

Opponent	Date	GS	MIN	Total		3-Pointers		Free throws		Rebounds				PF	A	TO	BLK	STL	PTS	AVG	
				FG-FGA	PCT	3FG-3FGA	PCT	FT-FTA	PCT	OFF	DEF	TOT	AVG								
Coppin St.	11/06/2023	*	14:47	1-4	.250	0-2	.000	0-0	.000	1	1	2	2.0	4	0	3	1	0	2	2.0	
vs South Carolina	11/10/2023	*	17:11	3-5	.600	1-3	.333	0-0	.000	1	0	1	1.5	0	1	0	1	0	7	4.5	
Campbell	11/15/2023	*	27:49	2-5	.400	0-2	.000	2-2	1.000	0	3	3	2.0	1	1	0	2	2	6	5.0	
Wofford	11/19/2023	*	23:25	1-3	.333	0-1	.000	1-2	.500	0	4	4	2.5	4	1	3	3	1	3	4.5	
vs Boise St.	11/23/2023	*	28:22	1-3	.333	0-0	.000	2-2	1.000	0	3	3	2.6	4	1	1	2	1	4	4.4	
vs Iowa St.	11/24/2023	*	15:54	1-4	.250	0-2	.000	2-2	1.000	1	1	2	2.5	4	0	0	0	0	4	4.3	
vs Fla. Atlantic	11/26/2023	*	17:01	0-2	.000	0-0	.000	0-0	.000	1	1	2	2.4	0	1	0	1	0	2	3.7	
at Auburn	11/29/2023	*	10:48	0-1	.000	0-1	.000	2-2	1.000	0	2	2	2.4	5	0	1	1	0	2	3.5	
Louisville	12/03/2023	*	12:47	1-7	.143	0-4	.000	0-0	.000	0	1	1	2.2	0	0	0	1	0	2	3.3	
Valparaiso	12/09/2023	*	21:13	3-6	.500	2-4	.500	1-2	.500	1	3	4	2.4	1	3	3	1	0	9	3.9	
Vermont	12/16/2023	*	18:43	1-4	.250	1-3	.333	0-0	.000	1	6	7	2.8	2	2	1	1	2	3	3.8	
American	12/21/2023	*	20:37	3-3	1.000	1-1	1.000	0-0	.000	1	3	4	2.9	2	2	0	1	2	7	4.1	
at Wake Forest	12/30/2023	*	16:42	3-6	.500	2-4	.500	0-0	.000	0	2	2	2.8	4	2	2	0	0	8	4.4	
at Florida St.	01/06/2024	*	25:14	1-3	.333	0-2	.000	0-0	.000	0	3	3	2.9	4	0	2	1	0	2	4.2	
Clemson	01/10/2024	*	18:06	3-4	.750	2-3	.667	0-0	.000	2	6	8	3.2	2	0	2	0	0	8	4.5	
Miami (FL)	01/13/2024	*	24:58	3-7	.429	2-5	.400	0-0	.000	2	3	5	3.3	5	0	1	0	1	8	4.7	
at Virginia	01/17/2024	*	18:39	4-7	.571	2-4	.500	0-0	.000	0	6	6	3.5	4	0	2	1	0	10	5.0	
at NC State	01/20/2024	*	24:44	3-4	.750	1-1	1.000	4-4	1.000	0	3	3	3.4	3	0	1	1	2	11	5.3	
Boston College	01/23/2024	*	34:28	3-5	.600	1-2	.500	2-2	1.000	1	1	2	3.4	3	2	1	0	1	9	5.5	
Georgia Tech	01/27/2024	*	26:27	4-7	.571	1-3	.333	5-6	.833	1	8	9	3.7	3	2	1	0	0	14	6.0	
Duke	01/29/2024	*	31:34	3-7	.429	1-5	.200	0-0	.000	0	2	2	3.6	3	3	0	1	1	7	6.0	
at Miami (FL)	02/03/2024	*	29:33	4-5	.800	1-2	.500	1-2	.500	2	1	3	3.5	2	3	0	1	0	10	6.2	
at Notre Dame	02/10/2024	*	32:21	3-6	.500	1-2	.500	1-2	.500	1	12	13	4.0	4	1	1	0	0	8	6.3	
Florida St.	02/13/2024	*	13:53	1-4	.250	0-2	.000	0-0	.000	1	3	4	4.0	4	0	0	1	0	2	6.1	
at North Carolina	02/17/2024	*	17:04	0-2	.000	0-1	.000	0-0	.000	0	1	1	3.8	4	1	0	0	1	0	5.8	
Virginia	02/19/2024	*	28:06	4-4	1.000	2-2	1.000	3-3	1.000	1	3	4	3.8	0	0	1	3	0	13	6.1	
at Pittsburgh	02/24/2024	*	25:03	2-6	.333	0-2	.000	0-0	.000	1	3	4	3.9	4	0	1	0	0	4	6.0	
at Syracuse	02/27/2024	*	18:46	3-8	.375	0-1	.000	0-0	.000	2	0	2	3.8	1	3	1	0	0	6	6.0	
Wake Forest	03/02/2024	*	38:04	3-4	.750	0-1	.000	2-2	1.000	1	4	5	3.8	3	1	3	0	0	8	6.1	
at Louisville	03/05/2024	*	31:26	4-8	.500	4-7	.571	0-2	.000	2	4	6	3.9	3	3	1	1	1	12	6.3	
Notre Dame	03/09/2024	*	22:09	1-6	.167	0-3	.000	0-0	.000	3	3	6	4.0	4	3	0	3	1	2	6.2	
vs Florida St.	03/13/2024	*	07:52	0-1	.000	0-1	.000	0-0	.000	0	0	0	3.8	5	0	1	0	1	0	6.0	
Richmond	03/19/2024	*	22:29	0-3	.000	0-2	.000	0-0	.000	0	6	6	3.9	2	1	0	1	1	0	5.8	
<b>Totals</b>			<b>28</b>	<b>736:16</b>	<b>69-154</b>	<b>.448</b>	<b>25-78</b>	<b>.321</b>	<b>28-35</b>	<b>.800</b>	<b>27</b>	<b>102</b>	<b>129</b>	<b>3.9</b>	<b>94</b>	<b>37</b>	<b>33</b>	<b>30</b>	<b>20</b>	<b>191</b>	<b>5.8</b>

## Player Averages

Games Played	Minutes/game	Points/game	FG Pct	3FG Pct	FT Pct	Rebounds/game	Assists/game	Turnovers/game	Assist/Turnover ratio	Steals/game	Blocks/game
33	22.3	5.8	44.8	32.1	80.0	3.9	1.1	1.0	1.1	0.6	0.9

## PRODUCTION TRACKER

	This Season	Career
Scored 10+ Points	6	30
Scored 20+ Points	-	2
Led Tech in Scoring	-	-
Had 10+ Rebounds	1	4
Led Tech in Rebounding	4	4
Had a Double-Double	-	2
Shot over 50% from the floor	14	43
Made 3+ 3FGs	1	8
Shot 5+ Free Throws	1	3



# 33 MICHAEL WARD

**SOPHOMORE** Guard | 6-2 | 175 | Business  
Bethesda, Maryland | Walt Whitman



- Recruited as a preferred walk-on.
- Appeared in six games, logging a total of six minutes in 2022-23.
- Averaged 15.1 points, 5.7 rebounds, 1.9 assists, and 1.4 steals per game for Whitman in 2021-22.
- Shot 38% from 3-point range (57-149) and helped lead the Vikings to a 13-9 overall record and a berth in the 4A West Regional semifinals.
- Named First-Team 4A South Division and to the Montgomery County 4A South All-Division Team.

## SEASON/CAREER BESTS

### POINTS

Season -  
Career -

### REBOUNDS

Season -  
Career -

### ASSISTS

Season -  
Career -

### BLOCKS

Season -  
Career -

### STEALS

Season -  
Career -

### MINUTES

Season 1 (2x), last vs. Virginia (2/19/24)  
Career 2 vs. Dayton (12/7/22)

### FIELD GOALS MADE

Season -  
Career -

### FIELD GOALS ATTEMPTED

Season 1 vs. Virginia (2/19/24)  
Career 2 at Louisville (2/28/23)

### 3-PT. FIELD GOALS MADE

Season -  
Career -

### 3-PT. FIELD GOALS ATTEMPTED

Season 1 vs. Virginia (2/19/24)  
Career 1 (2x), last vs. Virginia (2/19/24)

### FREE THROWS MADE

Season -  
Career -

### FREE THROWS ATTEMPTED

Season -  
Career -

## 2023-24 GAME-BY-GAME STATS

Opponent	Date	GS	MIN	Total		3-Pointers		Free throws		Rebounds				PF	A	TO	BLK	STL	PTS	AVG
				FG-FGA	PCT	3FG-3FGA	PCT	FT-FTA	PCT	OFF	DEF	TOT	AVG							
Valparaiso	12/09/2023		00:52	0-0	.000	0-0	.000	0-0	.000	0	0	0	0.0	0	0	0	0	0	0	0.0
American	12/21/2023		00:13	0-0	.000	0-0	.000	0-0	.000	0	0	0	0.0	0	0	0	0	0	0.0	
Virginia	02/19/2024		01:19	0-1	.000	0-1	.000	0-0	.000	0	0	0	0.0	0	0	0	0	0	0.0	
<b>Totals</b>		<b>0</b>	<b>02:24</b>	<b>0-1</b>	<b>.000</b>	<b>0-1</b>	<b>.000</b>	<b>0-0</b>	<b>.000</b>	<b>0</b>	<b>0</b>	<b>0</b>	<b>0.0</b>	<b>0</b>	<b>0</b>	<b>0</b>	<b>0</b>	<b>0</b>	<b>0.0</b>	

## Player Averages

Games Played	Minutes/game	Points/game	FG Pct	3FG Pct	FT Pct	Rebounds/game	Assists/game	Turnovers/game	Assist/Turnover ratio	Steals/game	Blocks/game
3	0.8	0.0	0.0	0.0	0.0	0.0	0.0	0.0	0.0	0.0	0.0

## PRODUCTION TRACKER

	This Season
Scored 5+ Points	-
Scored 10+ Points	-
Made Multiple 3FGs	-
Made 3+ 3FGs	-
Led Tech in 3FGM	-
Shot over 40% from 3	-
Played 5+ Minutes	-
Had Multiple Assists	-
Had Multiple Steals	-



## CAREER STATS

SEASON	TEAM	GP-GS	MIN/AVG	FG-FGA	FG%	3FG-3FGA	3FG%	FT-FTA	FT%	OFF	DEF	TOT	AVG	PF-FO	A	TO	BLK	STL	PTS	AVG
2022-23	VT	6-0	6/1.0	0-2	.000	0-1	.000	0-0	.000	0	0	0	0.0	0-0	0	1	0	0	0	0.0
2023-24	VT	3-0	2/0.8	0-1	.000	0-1	.000	0-0	.000	0	0	0	0.0	0-0	0	0	0	0	0	0.0
<b>TOTAL</b>		<b>9-0</b>	<b>9/1.0</b>	<b>0-3</b>	<b>.000</b>	<b>0-2</b>	<b>.000</b>	<b>0-0</b>	<b>.000</b>	<b>0</b>	<b>0</b>	<b>0</b>	<b>0.0</b>	<b>0-0</b>	<b>0</b>	<b>1</b>	<b>0</b>	<b>0</b>	<b>0</b>	<b>0.0</b>

# 34 MYLYJAE POTEA

SENIOR Forward | 6-9 | 265 | Sociology  
Reidsville, North Carolina | Rice



## SEASON/CAREER BESTS

### POINTS

Season 18 vs. Georgia Tech (1/27/24)  
Career 18 (2x), last vs. Georgia Tech (1/27/24)

### REBOUNDS

Season 8 (2x), last vs. Notre Dame (3/9/24)  
Career 11 vs. Ohio (3/19/22)

### ASSISTS

Season 2 (5x), last vs. Notre Dame (3/9/24)  
Career 3 vs. Jarvis Christian (2/8/22)

### BLOCKS

Season 2 (2x), last vs. Georgia Tech (1/27/24)  
Career 2 (2x), last vs. Georgia Tech (1/27/24)

### STEALS

Season 2 at Miami (2/3/24)  
Career 2 (2x), last at Miami (2/3/24)

### MINUTES

Season 24 at Pitt (2/24/24)  
Career 25 vs. Clemson (1/4/23)

### FIELD GOALS MADE

Season 6 (2x), last at Notre Dame (2/10/24)  
Career 7 at Western Kentucky (1/13/22)

### FIELD GOALS ATTEMPTED

Season 9 vs. Georgia Tech (1/27/24)  
Career 10 at Western Kentucky (1/13/22)

### 3-PT. FIELD GOALS MADE

Season -  
Career -

### 3-PT. FIELD GOALS ATTEMPTED

Season -  
Career 1 at UAB (1/23/21)

### FREE THROWS MADE

Season 6 (2x), last vs. Georgia Tech (1/27/24)  
Career 9 at Louisiana Tech (1/27/22)

### FREE THROWS ATTEMPTED

Season 8 at NC State (1/20/24)  
Career 10 at Louisiana Tech (1/27/22)

- Has drawn high praise from Coach Young since arriving in Blacksburg – credits his footwork and hands.
- Going into his senior season in the best shape he's ever been.
- Dialed up a season-high 15 points in Tech's 79-72 win over Pitt in 2022-23.
- All-ACC Academic Team honoree in 2022-23.
- Finished with a 64.2% field-goal percentage in his first season in Blacksburg.
- Tallied 311 career points and 172 career rebounds at Rice.
- Averaged 6.8 points and 3.7 rebounds per game for his career as an Owl.
- Recorded a pair of double-doubles in 2021-22.
- Connected on 70.2% (87-124) of his attempts from the floor in two seasons at Rice.
- One of five players to play all 33 games for the Owls in 2021-22.
- His 62.0 field-goal percentage was the seventh-highest in a season in program history in 2021-22.
- Reached double-figure scoring 14 times in 2021-22, leading the Owls in scoring and rebounding five times.

*Name pronounced: muh-LIE-juhl POH-teet*

## 2023-24 GAME-BY-GAME STATS

Opponent	Date	GS	MIN	Total		3-Pointers		Free throws		Rebounds				PF	A	TO	BLK	STL	PTS	AVG
				FG-FGA	PCT	3FG-3FGA	PCT	FT-FTA	PCT	OFF	DEF	TOT	AVG							
Coppin St.	11/06/2023		15:25	4-5	.800	0-0	.000	1-2	.500	1	2	3	3.0	1	1	0	0	0	9	9.0
vs South Carolina	11/10/2023		13:30	3-3	1.000	0-0	.000	3-4	.750	1	0	1	2.0	2	0	1	0	1	9	9.0
Campbell	11/15/2023		14:18	3-4	.750	0-0	.000	2-2	1.000	2	1	3	2.3	1	0	1	0	0	8	8.7
Wofford	11/19/2023		14:19	2-3	.667	0-0	.000	0-0	.000	3	2	5	3.0	2	2	2	0	1	4	7.5
vs Boise St.	11/23/2023		10:51	2-2	1.000	0-0	.000	0-0	.000	1	0	1	2.6	3	1	0	1	0	4	6.8
vs Iowa St.	11/24/2023		10:57	0-1	.000	0-0	.000	1-2	.500	2	0	2	2.5	0	1	0	1	0	1	5.8
vs Fla. Atlantic	11/26/2023		15:12	2-3	.667	0-0	.000	2-4	.500	0	2	2	2.4	0	1	1	0	1	6	5.9
at Auburn	11/29/2023		09:11	1-4	.250	0-0	.000	2-2	1.000	1	1	2	2.4	2	0	0	0	0	4	5.6
Louisville	12/03/2023		15:13	3-4	.750	0-0	.000	1-1	1.000	0	2	2	2.3	2	1	0	0	0	7	5.8
Valparaiso	12/09/2023		13:09	3-4	.750	0-0	.000	0-0	.000	2	4	6	2.7	2	2	0	0	0	6	5.8
Vermont	12/16/2023		10:36	2-3	.667	0-0	.000	0-0	.000	0	1	1	2.5	1	1	0	0	0	4	5.6
American	12/21/2023		09:09	1-1	1.000	0-0	.000	3-5	.600	0	2	2	2.5	2	2	0	0	0	5	5.6
at Wake Forest	12/30/2023		06:43	1-2	.500	0-0	.000	0-0	.000	0	1	1	2.4	1	0	0	0	0	2	5.3
at Florida St.	01/06/2024		10:31	1-2	.500	0-0	.000	0-0	.000	1	5	6	2.6	5	0	0	0	0	2	5.1
Clemson	01/10/2024		18:02	2-4	.500	0-0	.000	1-2	.500	1	2	3	2.7	2	0	1	0	0	5	5.1
Miami (FL)	01/13/2024		15:03	1-2	.500	0-0	.000	0-0	.000	1	2	3	2.7	1	0	0	2	0	2	4.9
at Virginia	01/17/2024		20:10	1-3	.333	0-0	.000	0-0	.000	3	2	5	2.8	2	1	1	0	0	2	4.7
at NC State	01/20/2024		15:04	1-2	.500	0-0	.000	6-8	.750	1	1	2	2.8	2	0	0	0	1	8	4.9
Boston College	01/23/2024		14:55	3-4	.750	0-0	.000	2-2	1.000	3	1	4	2.8	2	1	0	1	0	8	5.1
Georgia Tech	01/27/2024		23:17	6-9	.667	0-0	.000	6-6	1.000	1	5	6	3.0	2	1	1	2	0	18	5.7
Duke	01/29/2024		17:10	2-5	.400	0-0	.000	0-2	.000	3	3	6	3.1	2	1	2	0	0	4	5.6
at Miami (FL)	02/03/2024		15:09	3-4	.750	0-0	.000	2-3	.667	0	1	1	3.0	4	0	1	0	2	8	5.7
at Notre Dame	02/10/2024		18:32	6-8	.750	0-0	.000	2-3	.667	3	2	5	3.1	2	1	2	0	0	14	6.1
Florida St.	02/13/2024		10:27	0-1	.000	0-0	.000	0-0	.000	0	0	0	3.0	0	0	0	0	1	0	5.8
at North Carolina	02/17/2024		21:26	5-8	.625	0-0	.000	5-5	1.000	2	6	8	3.2	3	0	1	0	0	15	6.2
Virginia	02/19/2024		17:48	5-7	.714	0-0	.000	1-4	.250	1	1	2	3.2	1	2	0	0	1	11	6.4
at Pittsburgh	02/24/2024		23:52	5-8	.625	0-0	.000	0-2	.000	3	4	7	3.3	3	0	4	0	0	10	6.5
at Syracuse	02/27/2024		11:40	5-6	.833	0-0	.000	1-1	1.000	2	4	6	3.4	2	0	1	0	0	11	6.7
Wake Forest	03/02/2024		14:03	2-4	.500	0-0	.000	2-3	.667	0	0	0	3.3	3	1	2	0	0	6	6.7
at Louisville	03/05/2024		09:48	2-3	.667	0-0	.000	2-2	1.000	1	0	1	3.2	2	0	2	0	1	6	6.6
Notre Dame	03/09/2024 *		19:59	3-5	.600	0-0	.000	2-5	.400	4	4	8	3.4	1	2	2	0	0	8	6.7
vs Florida St.	03/13/2024		12:16	0-0	.000	0-0	.000	0-0	.000	1	2	3	3.3	1	1	1	0	0	0	6.5
Richmond	03/19/2024		13:59	3-5	.600	0-0	.000	1-2	.500	4	2	6	3.4	2	1	2	1	0	7	6.5
<b>Totals</b>			<b>1 481:46</b>	<b>83-129</b>	<b>.643</b>	<b>0-0</b>	<b>.000</b>	<b>48-72</b>	<b>.667</b>	<b>48</b>	<b>65</b>	<b>113</b>	<b>3.4</b>	<b>61</b>	<b>24</b>	<b>28</b>	<b>8</b>	<b>9</b>	<b>214</b>	<b>6.5</b>

## Player Averages

Games Played	Minutes/game	Points/game	FG Pct	3FG Pct	FT Pct	Rebounds/game	Assists/game	Turnovers/game	Assist/Turnover ratio	Steals/game	Blocks/game
33	14.6	6.5	64.3	0.0	66.7	3.4	0.7	0.8	0.9	0.3	0.2

## PRODUCTION TRACKER

	This Season	Career
Scored 10+ Points	6	23
Had 10+ Rebounds	-	2
Had Multiple Blocks	2	2
Led Tech in Blocks	4	5
Had Multiple Steals	1	2
Shot over 50% from the floor	27	70
Played 10+ Minutes	29	74
Shot 5+ Free Throws	5	16
Had Multiple Dunks	4	7



## CAREER STATS

SEASON	TEAM	GP-GS	MIN/AVG	FG-FGA	FG%	3FG-3FGA	3FG%	FT-FTA	FT%	OFF	DEF	TOT	AVG	PF-FO	A	TO	BLK	STL	PTS	AVG
2020-21	Rice	13-0	131/10.1	19-29	.655	0-1	.000	20-25	.800	11	24	35	2.7	25-0	6	15	4	3	58	4.5
2021-22	Rice	33-3	454/13.8	93-150	.620	0-0	.000	67-99	.677	58	79	137	4.2	67-1	12	40	8	4	253	7.7
2022-23	VT	34-0	297/8.7	34-53	.642	0-0	.000	49-66	.742	28	39	67	2.0	49-0	10	16	5	5	117	3.4
2023-24	VT	33-1	482/14.6	83-129	.643	0-0	.000	48-72	.667	48	65	113	3.4	61-1	24	28	8	9	214	6.5
<b>TOTAL FOR VT</b>		<b>67-1</b>	<b>778/11.6</b>	<b>117-182</b>	<b>.643</b>	<b>0-0</b>	<b>.000</b>	<b>97-138</b>	<b>.703</b>	<b>76</b>	<b>104</b>	<b>180</b>	<b>2.7</b>	<b>110-1</b>	<b>34</b>	<b>44</b>	<b>13</b>	<b>14</b>	<b>331</b>	<b>4.9</b>
<b>TOTAL</b>		<b>113-4</b>	<b>1363/12.1</b>	<b>229-361</b>	<b>.634</b>	<b>0-1</b>	<b>.000</b>	<b>184-262</b>	<b>.702</b>	<b>145</b>	<b>207</b>	<b>352</b>	<b>3.1</b>	<b>202-2</b>	<b>52</b>	<b>99</b>	<b>25</b>	<b>21</b>	<b>642</b>	<b>5.7</b>



# 55 CONNER VENABLE

**FRESHMAN** Guard | 6-3 | 190 | Multimedia Journalism and Architecture  
Washington, D.C. | The Heights School



## SEASON/CAREER BESTS

### POINTS

Season -  
Career -

### REBOUNDS

Season 1 vs. Valparaiso (12/9/23)  
Career 1 vs. Valparaiso (12/9/23)

### ASSISTS

Season -  
Career -

### BLOCKS

Season -  
Career -

### STEALS

Season -  
Career -

### MINUTES

Season 2 vs. Vermont (12/16/23)  
Career 2 vs. Vermont (12/16/23)

### FIELD GOALS MADE

Season -  
Career -

### FIELD GOALS ATTEMPTED

Season 1 (2x), last vs. Virginia (2/19/24)  
Career 1 (2x), last vs. Virginia (2/19/24)

### 3-PT. FIELD GOALS MADE

Season -  
Career -

### 3-PT. FIELD GOALS ATTEMPTED

Season 1 vs. Virginia (2/19/24)  
Career 1 vs. Virginia (2/19/24)

### FREE THROWS MADE

Season -  
Career -

### FREE THROWS ATTEMPTED

Season 3 vs. Vermont (12/16/23)  
Career 3 vs. Vermont (12/16/23)

- Recruited as a preferred walk-on.
- Two-time WCAC All-Conference Honorable Mention in 2021-22 and 2022-2023 at The Heights School in Potomac, Md.
- As the Cavaliers' leading scorer, averaged 25.5 points, 7.2 rebounds, 6.5 assists, 4.1 steals per game across a three-year career at The Heights School.
- Led the Cavaliers' to their first WCAC win in two years.
- Brother Ra'Mond Hines played at Georgetown (2014-18) and competed in the 2015 NCAA tournament.

## 2023-24 GAME-BY-GAME STATS

Opponent	Date	GS	MIN	Total		3-Pointers		Free throws		Rebounds				PF A TO BLK STL PTS AVG						
				FG-FGA	PCT	3FG-3FGA	PCT	FT-FTA	PCT	OFF	DEF	TOT	AVG	PF	A	TO	BLK	STL	PTS	AVG
Valparaiso	12/09/2023		00:52	0-1	.000	0-0	.000	0-0	.000	1	0	1	1.0	0	0	0	0	0	0	0.0
Vermont	12/16/2023		01:32	0-0	.000	0-0	.000	0-3	.000	0	0	0	0.5	0	0	0	0	0	0	0.0
American	12/21/2023		00:13	0-0	.000	0-0	.000	0-0	.000	0	0	0	0.3	0	0	0	0	0	0	0.0
Virginia	02/19/2024		01:19	0-1	.000	0-1	.000	0-0	.000	0	0	0	0.3	0	0	0	0	0	0	0.0
<b>Totals</b>		<b>0</b>	<b>03:56</b>	<b>0-2</b>	<b>.000</b>	<b>0-1</b>	<b>.000</b>	<b>0-3</b>	<b>.000</b>	<b>1</b>	<b>0</b>	<b>1</b>	<b>0.3</b>	<b>0</b>	<b>0</b>	<b>0</b>	<b>0</b>	<b>0</b>	<b>0</b>	<b>0.0</b>

## Player Averages

Games Played	Minutes/game	Points/game	FG Pct	3FG Pct	FT Pct	Rebounds/game	Assists/game	Turnovers/game	Assist/Turnover ratio	Steals/game	Blocks/game
4	1.0	0.0	0.0	0.0	0.0	0.3	0.0	0.0	0.0	0.0	0.0

## PRODUCTION TRACKER

	This Season
Scored 5+ Points	-
Scored 10+ Points	-
Made Multiple 3FGs	-
Made 3+ 3FGs	-
Led Tech in 3FGM	-
Shot over 40% from 3	-
Played 5+ Minutes	-
Had Multiple Assists	-
Had Multiple Steals	-



## CAREER STATS

SEASON	TEAM	GP-GS	MIN/AVG	FG-FGA	FG%	3FG-3FGA	3FG%	FT-FTA	FT%	OFF	DEF	TOT	AVG	PF-FO	A	TO	BLK	STL	PTS	AVG
2023-24	VT	4-0	4/1.0	0-2	.000	0-1	.000	0-3	.000	1	0	1	0.3	0-0	0	0	0	0	0	0.0
<b>TOTAL</b>		<b>4-0</b>	<b>4/1.0</b>	<b>0-2</b>	<b>.000</b>	<b>0-1</b>	<b>.000</b>	<b>0-3</b>	<b>.000</b>	<b>1</b>	<b>0</b>	<b>1</b>	<b>0.3</b>	<b>0-0</b>	<b>0</b>	<b>0</b>	<b>0</b>	<b>0</b>	<b>0</b>	<b>0.0</b>

# VIRGINIA TECH MEN'S BASKETBALL

## COMBINED TEAM STATS

### Game Records

Record	Overall	Home	Away	Neutral
ALL GAMES	19-14	15-2	2-9	2-3
CONFERENCE	10-10	8-2	2-8	0-0
NON-CONFERENCE	9-4	7-0	0-1	2-3

### Score by Periods

Team	1st	2nd	OT	TOT
Virginia Tech	1172	1302	0	2474
Opponents	1065	1267	0	2332

### Team Box Score

No.	Player	Total			3-Point		F-Throw		Rebounds				Other Stats									
		GP-GS	MIN	AVG	FG-FGA	FG%	3FG-3FGA	3FG%	FT-FTA	FT%	OFF	DEF	TOT	AVG	PF	DQ	A	TO	BLK	STL	PTS	AVG
3	PEDULLA, Sean	31-31	987:47	31.9	166-391	.425	52-156	.333	124-153	.810	19	111	130	4.2	69	2	140	99	3	34	508	16.4
0	CATTOOR, Hunter	32-32	1056:53	33.0	127-281	.452	79-195	.405	96-108	.889	6	82	88	2.8	67	2	62	36	5	30	429	13.4
15	KIDD, Lynn	32-32	747:22	23.4	171-255	.671	0-0	.000	79-94	.840	50	160	210	6.6	63	0	36	41	14	17	421	13.2
23	NICKEL, Tyler	32-7	790:02	24.7	94-212	.443	57-144	.396	41-50	.820	15	58	73	2.3	45	0	44	23	8	16	286	8.9
2	COLLINS, MJ	31-27	916:37	29.6	84-241	.349	30-105	.286	35-41	.854	15	71	86	2.8	36	0	84	39	4	29	233	7.5
34	POTEAT, Mylyjael	33-1	481:46	14.6	83-129	.643	0-0	.000	48-72	.667	48	65	113	3.4	61	1	24	28	8	9	214	6.5
31	BERAN, Robbie	33-28	736:16	22.3	69-154	.448	25-78	.321	28-35	.800	27	102	129	3.9	94	3	37	33	30	20	191	5.8
4	LONG, Mekhi	18-5	332:34	18.5	26-62	.419	0-12	.000	15-30	.500	22	66	88	4.9	41	2	18	20	6	8	67	3.7
11	CAMDEN, John	13-0	61:06	4.7	7-19	.368	7-15	.467	5-7	.714	4	10	14	1.1	5	0	2	6	0	1	26	2.0
10	RECHSTEINER, Brandon	26-2	238:57	9.2	16-43	.372	9-33	.273	6-8	.750	2	16	18	0.7	16	0	33	18	0	4	47	1.8
13	YOUNG, Jaydon	25-0	201:05	8.0	13-39	.333	12-30	.400	4-4	1.000	1	18	19	0.8	11	0	17	5	1	5	42	1.7
5	WESSLER, Patrick	12-0	43:16	3.6	4-12	.333	0-1	.000	2-4	.500	6	9	15	1.3	7	0	1	0	4	0	10	0.8
33	WARD, Michael	3-0	02:24	0.8	0-1	.000	0-1	.000	0-0	.000	0	0	0	0.0	0	0	0	0	0	0	0	0.0
55	VENABLE, Conner	4-0	03:56	1.0	0-2	.000	0-1	.000	0-3	.000	1	0	1	0.3	0	0	0	0	0	0	0	0.0
Team											40	39	79				13					
<b>Total</b>		<b>33</b>	<b>6600</b>		<b>860-1841</b>	<b>.467</b>	<b>271-771</b>	<b>.351</b>	<b>483-609</b>	<b>.793</b>	<b>256</b>	<b>807</b>	<b>1063</b>	<b>32.2</b>	<b>515</b>	<b>10</b>	<b>498</b>	<b>361</b>	<b>83</b>	<b>173</b>	<b>2474</b>	<b>75.0</b>
<b>Opponents</b>		<b>33</b>	<b>6600</b>		<b>855-1882</b>	<b>.454</b>	<b>219-641</b>	<b>.342</b>	<b>403-555</b>	<b>.726</b>	<b>289</b>	<b>756</b>	<b>1045</b>	<b>31.7</b>	<b>554</b>	<b>7</b>	<b>419</b>	<b>379</b>	<b>98</b>	<b>208</b>	<b>2332</b>	<b>70.7</b>

### Team Statistics

	VT	OPP
<b>Scoring</b>	<b>2474</b>	<b>2332</b>
Points per game	75.0	70.7
Scoring margin	+4.3	-
<b>Field goals-att</b>	<b>860-1841</b>	<b>855-1882</b>
Field goal pct	.467	.454
<b>3 point fg-att</b>	<b>271-771</b>	<b>219-641</b>
3-point FG pct	.351	.342
3-pt FG made per game	8.2	6.6
<b>Free throws-att</b>	<b>483-609</b>	<b>403-555</b>
Free throw pct	.793	.726
F-Throws made per game	14.6	12.2
<b>Rebounds</b>	<b>1063</b>	<b>1045</b>
Rebounds per game	32.2	31.7
Rebounding margin	+0.5	-
<b>Assists</b>	<b>498</b>	<b>419</b>
Assists per game	15.1	12.7
<b>Turnovers</b>	<b>361</b>	<b>379</b>
Turnovers per game	10.9	11.5
Turnover margin	+0.5	-
Assist/turnover ratio	1.4	1.1
<b>Steals</b>	<b>173</b>	<b>208</b>
Steals per game	5.2	6.3
<b>Blocks</b>	<b>83</b>	<b>98</b>
Blocks per game	2.5	3.0
<b>Winning streak</b>	<b>1</b>	<b>-</b>
Home win streak	5	-
<b>Attendance</b>	<b>127750</b>	<b>133858</b>
Home games-Avg/Game	17-7515	11-12169
Neutral site-Avg/Game	-	5-4854

### Team Results

Date	Opponent		Score	Att.
11/06/2023	Coppin St.	W	100-55	8925
11/10/2023	vs South Carolina	L	77-79	6783
11/15/2023	Campbell	W	60-44	5899
11/19/2023	Wofford	W	98-76	4582
11/23/2023	vs Boise St.	W	82-75	2458
11/24/2023	vs Iowa St.	W	71-62	2579
11/26/2023	vs Fla. Atlantic	L	50-84	2528
11/29/2023	at Auburn	L	57-74	9121
12/03/2023	Louisville	W	75-68	8925
12/09/2023	Valparaiso	W	71-50	6107
12/16/2023	Vermont	W	73-51	4918
12/21/2023	American	W	77-55	4886
12/30/2023	at Wake Forest	L	63-86	10055
01/06/2024	at Florida St.	L	74-77	5025
01/10/2024	Clemson	W	87-72	8925
01/13/2024	Miami (FL)	L	71-75	8925
01/17/2024	at Virginia	L	57-65	14547
01/20/2024	at NC State	W	84-78	15850
01/23/2024	Boston College	W	76-71	8925
01/27/2024	Georgia Tech	W	91-67	8925
01/29/2024	Duke	L	67-77	8925
02/03/2024	at Miami (FL)	L	74-82	7234
02/10/2024	at Notre Dame	L	66-74	7394
02/13/2024	Florida St.	W	83-75	8925
02/17/2024	at North Carolina	L	81-96	21750
02/19/2024	Virginia	W	75-41	8925
02/24/2024	at Pittsburgh	L	64-79	12094
02/27/2024	at Syracuse	L	71-84	20244
03/02/2024	Wake Forest	W	87-76	8925
03/05/2024	at Louisville	W	80-64	10544
03/09/2024	Notre Dame	W	82-76	8925
03/13/2024	vs Florida St.	L	76-86	9920
03/19/2024	Richmond	W	74-58	3183



# VIRGINIA TECH MEN'S BASKETBALL

## COMBINED TEAM STATS (ACC ONLY)

### Game Records

Record	Overall	Home	Away	Neutral
ALL GAMES	10-10	8-2	2-8	0-0
CONFERENCE	10-10	8-2	2-8	0-0
NON-CONFERENCE	0-0	0-0	0-0	0-0

### Score by Periods

Team	1st	2nd	OT	TOT
Virginia Tech	715	793	0	1508
Opponents	690	793	0	1483

### Team Box Score

No.	Player	Total			3-Point		F-Throw		Rebounds				Other Stats									
		GP-GS	MIN	AVG	FG-FGA	FG%	3FG-3FGA	3FG%	FT-FTA	FT%	OFF	DEF	TOT	AVG	PF	DQ	A	TO	BLK	STL	PTS	AVG
3	PEDULLA, Sean	20-20	665:18	33.3	113-258	.438	37-111	.333	82-102	.804	15	76	91	4.6	45	1	90	72	3	24	345	17.3
0	CATTOOR, Hunter	19-19	645:22	34.0	80-161	.497	46-105	.438	48-53	.906	4	46	50	2.6	38	1	41	19	2	20	254	13.4
15	KIDD, Lynn	19-19	420:29	22.1	93-149	.624	0-0	.000	28-35	.800	24	84	108	5.7	45	0	23	19	8	9	214	11.3
23	NICKEL, Tyler	20-3	488:30	24.4	60-137	.438	38-94	.404	23-27	.852	6	38	44	2.2	30	0	29	13	6	12	181	9.1
2	COLLINS, MJ	20-18	651:09	32.6	61-166	.367	25-80	.313	20-24	.833	11	51	62	3.1	26	0	62	26	3	14	167	8.4
34	POTEAT, Mylyjael	20-1	318:53	15.9	57-91	.626	0-0	.000	33-49	.673	30	46	76	3.8	42	1	11	20	5	6	147	7.4
31	BERAN, Robbie	20-18	490:05	24.5	53-110	.482	20-56	.357	18-23	.783	20	69	89	4.5	60	1	24	20	16	8	144	7.2
4	LONG, Mekhi	7-2	123:09	17.6	9-23	.391	0-6	.000	5-12	.417	7	25	32	4.6	10	0	4	7	6	2	23	3.3
11	CAMDEN, John	5-0	09:43	1.9	1-3	.333	1-3	.333	2-2	1.000	0	1	1	0.2	2	0	1	1	0	0	5	1.0
13	YOUNG, Jaydon	14-0	80:39	5.8	4-13	.308	4-12	.333	2-2	1.000	1	7	8	0.6	5	0	4	1	1	1	14	1.0
10	RECHSTEINER, Brandon	14-0	79:45	5.7	5-14	.357	2-11	.182	0-0	.000	0	10	10	0.7	6	0	5	11	0	1	12	0.9
5	WESSLER, Patrick	6-0	24:18	4.0	1-5	.200	0-1	.000	0-0	.000	4	3	7	1.2	6	0	0	0	2	0	2	0.3
33	WARD, Michael	1-0	01:19	1.3	0-1	.000	0-1	.000	0-0	.000	0	0	0	0.0	0	0	0	0	0	0	0	0.0
55	VENABLE, Conner	1-0	01:19	1.3	0-1	.000	0-1	.000	0-0	.000	0	0	0	0.0	0	0	0	0	0	0	0	0.0
Team											20	18	38				9					
<b>Total</b>		<b>20</b>	<b>4000</b>		<b>537-1132</b>	<b>.474</b>	<b>173-481</b>	<b>.360</b>	<b>261-329</b>	<b>.793</b>	<b>142</b>	<b>474</b>	<b>616</b>	<b>30.8</b>	<b>315</b>	<b>4</b>	<b>294</b>	<b>218</b>	<b>52</b>	<b>97</b>	<b>1508</b>	<b>75.4</b>
<b>Opponents</b>		<b>20</b>	<b>4000</b>		<b>545-1159</b>	<b>.470</b>	<b>138-379</b>	<b>.364</b>	<b>255-341</b>	<b>.748</b>	<b>178</b>	<b>470</b>	<b>648</b>	<b>32.4</b>	<b>329</b>	<b>5</b>	<b>271</b>	<b>217</b>	<b>59</b>	<b>130</b>	<b>1483</b>	<b>74.2</b>

### Team Statistics

	VT	OPP
<b>Scoring</b>	<b>1508</b>	<b>1483</b>
Points per game	75.4	74.2
Scoring margin	+1.3	-
<b>Field goals-att</b>	<b>537-1132</b>	<b>545-1159</b>
Field goal pct	.474	.470
<b>3 point fg-att</b>	<b>173-481</b>	<b>138-379</b>
3-point FG pct	.360	.364
3-pt FG made per game	8.7	6.9
<b>Free throws-att</b>	<b>261-329</b>	<b>255-341</b>
Free throw pct	.793	.748
F-Throws made per game	13.1	12.8
<b>Rebounds</b>	<b>616</b>	<b>648</b>
Rebounds per game	30.8	32.4
Rebounding margin	-1.6	-
<b>Assists</b>	<b>294</b>	<b>271</b>
Assists per game	14.7	13.6
<b>Turnovers</b>	<b>218</b>	<b>217</b>
Turnovers per game	10.9	10.9
Turnover margin	-0.1	-
Assist/turnover ratio	1.3	1.2
<b>Steals</b>	<b>97</b>	<b>130</b>
Steals per game	4.9	6.5
<b>Blocks</b>	<b>52</b>	<b>59</b>
Blocks per game	2.6	3.0
<b>Winning streak</b>	<b>3</b>	<b>-</b>
Home win streak	4	-
<b>Attendance</b>	<b>89250</b>	<b>124737</b>
Home games-Avg/Game	10-8925	10-12474
Neutral site-Avg/Game	-	0-0

### Team Results

Date	Opponent		Score	Att.
12/03/2023	Louisville	W	75-68	8925
12/30/2023	at Wake Forest	L	63-86	10055
01/06/2024	at Florida St.	L	74-77	5025
01/10/2024	Clemson	W	87-72	8925
01/13/2024	Miami (FL)	L	71-75	8925
01/17/2024	at Virginia	L	57-65	14547
01/20/2024	at NC State	W	84-78	15850
01/23/2024	Boston College	W	76-71	8925
01/27/2024	Georgia Tech	W	91-67	8925
01/29/2024	Duke	L	67-77	8925
02/03/2024	at Miami (FL)	L	74-82	7234
02/10/2024	at Notre Dame	L	66-74	7394
02/13/2024	Florida St.	W	83-75	8925
02/17/2024	at North Carolina	L	81-96	21750
02/19/2024	Virginia	W	75-41	8925
02/24/2024	at Pittsburgh	L	64-79	12094
02/27/2024	at Syracuse	L	71-84	20244
03/02/2024	Wake Forest	W	87-76	8925
03/05/2024	at Louisville	W	80-64	10544
03/09/2024	Notre Dame	W	82-76	8925

# VIRGINIA TECH MEN'S BASKETBALL

## TEAM GAME-BY-GAME

Opponent	Date	Score	W	Total		3-Pointers		Free throws		Rebounds				PF	A	TO	BLK	STL	PTS	AVG
				FG-FGA	PCT	3FG-3FGA	PCT	FT-FTA	PCT	OFF	DEF	TOT	AVG							
Coppin St.	11/06/2023	100-55	W	32-62	.516	13-31	.419	23-29	.793	14	29	43	43.0	16	29	11	4	9	100	100.0
vs South Carolina	11/10/2023	77-79	L	26-52	.500	7-22	.318	18-22	.818	6	17	23	33.0	12	13	5	1	8	77	88.5
Campbell	11/15/2023	60-44	W	22-58	.379	4-19	.211	12-15	.800	9	25	34	33.3	11	14	7	3	6	60	79.0
Wofford	11/19/2023	98-76	W	33-58	.569	10-20	.500	22-26	.846	9	27	36	34.0	20	20	11	4	6	98	83.8
vs Boise St.	11/23/2023	82-75	W	26-55	.473	7-18	.389	23-27	.852	4	24	28	32.8	19	14	9	4	6	82	83.4
vs Iowa St.	11/24/2023	71-62	W	20-49	.408	11-28	.393	20-23	.870	8	27	35	33.2	18	16	15	1	7	71	81.3
vs Fla. Atlantic	11/26/2023	50-84	L	20-60	.333	2-17	.118	8-13	.615	9	20	29	32.6	10	8	14	0	6	50	76.9
at Auburn	11/29/2023	57-74	L	14-51	.275	6-20	.300	23-31	.742	17	27	44	34.0	25	7	21	2	5	57	74.4
Louisville	12/03/2023	75-68	W	24-55	.436	5-20	.250	22-27	.815	8	24	32	33.8	17	16	10	2	6	75	74.4
Valparaiso	12/09/2023	71-50	W	23-53	.434	10-27	.370	15-18	.833	13	28	41	34.5	10	18	15	1	5	71	74.1
Vermont	12/16/2023	73-51	W	23-54	.426	10-29	.345	17-23	.739	7	35	42	35.2	15	13	7	3	6	73	74.0
American	12/21/2023	77-55	W	32-50	.640	5-17	.294	8-12	.667	5	25	30	34.8	14	23	7	5	4	77	74.3
at Wake Forest	12/30/2023	63-86	L	24-52	.462	5-16	.313	10-14	.714	4	28	32	34.5	18	12	19	4	1	63	73.4
at Florida St.	01/06/2024	74-77	L	25-51	.490	11-23	.478	13-20	.650	7	28	35	34.6	24	9	16	4	2	74	73.4
Clemson	01/10/2024	87-72	W	31-57	.544	13-24	.542	12-14	.857	9	26	35	34.6	10	17	11	5	7	87	74.3
Miami (FL)	01/13/2024	71-75	L	28-58	.483	10-33	.303	5-6	.833	8	26	34	34.6	18	12	15	3	4	71	74.1
at Virginia	01/17/2024	57-65	L	21-54	.389	11-30	.367	4-4	1.000	4	28	32	34.4	14	14	15	1	3	57	73.1
at NC State	01/20/2024	84-78	W	26-49	.531	9-19	.474	23-28	.821	5	23	28	34.1	16	16	20	1	7	84	73.7
Boston College	01/23/2024	76-71	W	26-53	.491	8-22	.364	16-16	1.000	5	17	22	33.4	14	16	11	4	8	76	73.8
Georgia Tech	01/27/2024	91-67	W	32-58	.552	12-27	.444	15-17	.882	8	29	37	33.6	17	23	7	3	2	91	74.7
Duke	01/29/2024	67-77	L	26-58	.448	6-22	.273	9-12	.750	4	16	20	33.0	10	15	4	3	4	67	74.3
at Miami (FL)	02/03/2024	74-82	L	28-58	.483	11-30	.367	7-14	.500	7	21	28	32.7	22	15	11	2	7	74	74.3
at Notre Dame	02/10/2024	66-74	L	25-57	.439	8-24	.333	8-11	.727	7	21	28	32.5	16	13	11	0	3	66	74.0
Florida St.	02/13/2024	83-75	W	22-54	.407	11-23	.478	28-32	.875	13	22	35	32.6	21	12	11	1	6	83	74.3
at North Carolina	02/17/2024	81-96	L	28-67	.418	7-26	.269	18-20	.900	8	23	31	32.6	19	13	6	3	5	81	74.6
Virginia	02/19/2024	75-41	W	27-53	.509	8-23	.348	13-17	.765	5	27	32	32.5	6	17	7	5	4	75	74.6
at Pittsburgh	02/24/2024	64-79	L	24-59	.407	3-20	.150	13-17	.765	6	22	28	32.4	20	13	8	2	3	64	74.2
at Syracuse	02/27/2024	71-84	L	31-63	.492	6-20	.300	3-3	1.000	7	20	27	32.2	11	14	10	1	4	71	74.1
Wake Forest	03/02/2024	87-76	W	34-57	.596	9-21	.429	10-14	.714	5	22	27	32.0	14	20	10	1	6	87	74.6
at Louisville	03/05/2024	80-64	W	27-56	.482	13-29	.448	13-19	.684	7	27	34	32.1	13	15	8	1	10	80	74.7
Notre Dame	03/09/2024	82-76	W	28-63	.444	7-29	.241	19-24	.792	15	24	39	32.3	15	12	8	6	5	82	75.0
vs Florida St.	03/13/2024	76-86	L	26-53	.491	6-24	.250	18-24	.750	5	20	25	32.1	20	14	13	1	4	76	75.0
Richmond	03/19/2024	74-58	W	26-54	.481	7-18	.389	15-17	.882	8	29	37	32.2	10	15	8	2	4	74	75.0
<b>Total</b>		<b>2474</b>		<b>860-1841</b>	<b>.467</b>	<b>271-771</b>	<b>.351</b>	<b>483-609</b>	<b>.793</b>	<b>256</b>	<b>807</b>	<b>1063</b>	<b>32.2</b>	<b>515</b>	<b>498</b>	<b>361</b>	<b>83</b>	<b>173</b>	<b>2474</b>	<b>75.0</b>
Opponents		2332		855-1882	.454	219-641	.342	403-555	.726	289	756	1045	31.7	554	419	379	98	208	2332	70.7

### Virginia Tech Averages

Games Played	Points/game	FG Pct	3FG Pct	FT Pct	Rebounds/game	Assists/game	Turnovers/game	Assist/Turnover ratio	Steals/game	Blocks/game
33	75.0	46.7	35.1	79.3	32.2	15.1	10.9	1.4	5.2	2.5

# VIRGINIA TECH MEN'S BASKETBALL

## OPPONENTS GAME-BY-GAME

Opponent	Date	Score	W	Total		3-Pointers		Free throws		Rebounds				PF	A	TO	BLK	STL	PTS	AVG
				FG-FGA	PCT	3FG-3FGA	PCT	FT-FTA	PCT	OFF	DEF	TOT	AVG							
Coppin St.	11/06/2023	100-55	W	19-51	.373	5-17	.294	12-18	.667	4	18	22	22.0	21	5	19	4	6	55	55.0
vs South Carolina	11/10/2023	77-79	L	31-55	.564	10-21	.476	7-8	.875	8	22	30	26.0	16	16	10	2	2	79	67.0
Campbell	11/15/2023	60-44	W	14-51	.275	5-19	.263	11-16	.688	14	24	38	30.0	13	10	16	3	4	44	59.3
Wofford	11/19/2023	98-76	W	26-61	.426	13-31	.419	11-16	.688	10	18	28	29.5	20	13	15	4	3	76	63.5
vs Boise St.	11/23/2023	82-75	W	27-57	.474	8-21	.381	13-16	.813	8	27	35	30.6	20	10	16	3	3	75	65.8
vs Iowa St.	11/24/2023	71-62	W	21-50	.420	5-21	.238	15-26	.577	9	21	30	30.5	19	12	13	1	9	62	65.2
vs Fla. Atlantic	11/26/2023	50-84	L	33-58	.569	9-22	.409	9-11	.818	6	34	40	31.9	15	16	15	5	10	84	67.9
at Auburn	11/29/2023	57-74	L	24-62	.387	2-16	.125	24-36	.667	17	23	40	32.9	22	12	8	7	11	74	68.6
Louisville	12/03/2023	75-68	W	23-57	.404	6-19	.316	16-18	.889	9	24	33	32.9	21	11	14	4	6	68	68.6
Valparaiso	12/09/2023	71-50	W	21-52	.404	3-24	.125	5-8	.625	5	17	22	31.8	15	10	14	2	9	50	66.7
Vermont	12/16/2023	73-51	W	21-57	.368	4-20	.200	5-9	.556	4	22	26	31.3	19	7	9	2	2	51	65.3
American	12/21/2023	77-55	W	21-54	.389	8-15	.533	5-11	.455	8	15	23	30.6	13	13	9	0	6	55	64.4
at Wake Forest	12/30/2023	63-86	L	30-68	.441	7-19	.368	19-21	.905	11	26	37	31.1	15	9	7	3	9	86	66.1
at Florida St.	01/06/2024	74-77	L	28-61	.459	3-15	.200	18-29	.621	11	21	32	31.1	19	15	10	1	8	77	66.9
Clemson	01/10/2024	87-72	W	28-63	.444	9-26	.346	7-8	.875	10	18	28	30.9	14	13	11	3	4	72	67.2
Miami (FL)	01/13/2024	71-75	L	27-57	.474	9-25	.360	12-16	.750	4	20	24	30.5	12	13	11	2	9	75	67.7
at Virginia	01/17/2024	57-65	L	25-54	.463	4-14	.286	11-16	.688	5	28	33	30.6	11	18	7	2	10	65	67.5
at NC State	01/20/2024	84-78	W	26-60	.433	6-18	.333	20-24	.833	13	19	32	30.7	22	15	18	4	14	78	68.1
Boston College	01/23/2024	76-71	W	30-60	.500	6-18	.333	5-9	.556	13	22	35	30.9	13	14	15	2	7	71	68.3
Georgia Tech	01/27/2024	91-67	W	25-66	.379	8-22	.364	9-14	.643	13	18	31	31.0	16	14	5	5	2	67	68.2
Duke	01/29/2024	67-77	L	31-56	.554	9-17	.529	6-10	.600	10	28	38	31.3	18	19	14	3	1	77	68.6
at Miami (FL)	02/03/2024	74-82	L	24-53	.453	7-16	.438	27-29	.931	10	26	36	31.5	14	8	11	3	7	82	69.2
at Notre Dame	02/10/2024	66-74	L	27-55	.491	7-20	.350	13-17	.765	8	26	34	31.6	14	14	8	0	8	74	69.4
Florida St.	02/13/2024	83-75	W	24-45	.533	8-18	.444	19-29	.655	6	17	23	31.3	26	13	13	4	10	75	69.7
at North Carolina	02/17/2024	81-96	L	35-68	.515	7-21	.333	19-23	.826	14	29	43	31.7	18	18	9	5	4	96	70.7
Virginia	02/19/2024	75-41	W	17-52	.327	2-12	.167	5-7	.714	7	21	28	31.6	16	7	12	3	4	41	69.6
at Pittsburgh	02/24/2024	64-79	L	29-57	.509	9-21	.429	12-18	.667	9	33	42	32.0	21	13	10	7	4	79	69.9
at Syracuse	02/27/2024	71-84	L	34-60	.567	4-13	.308	12-12	1.000	6	25	31	31.9	8	18	7	3	8	84	70.4
Wake Forest	03/02/2024	87-76	W	29-58	.500	11-25	.440	7-11	.636	7	22	29	31.8	14	16	11	4	6	76	70.6
at Louisville	03/05/2024	80-64	W	25-55	.455	9-23	.391	5-11	.455	7	24	31	31.8	15	11	14	0	4	64	70.4
Notre Dame	03/09/2024	82-76	W	28-54	.519	7-17	.412	13-19	.684	5	23	28	31.7	22	12	10	1	5	76	70.6
vs Florida St.	03/13/2024	76-86	L	29-54	.537	3-13	.231	25-30	.833	9	25	34	31.8	15	12	10	3	10	86	71.1
Richmond	03/19/2024	74-58	W	23-61	.377	6-22	.273	6-9	.667	9	20	29	31.7	17	12	8	3	3	58	70.7
<b>Total</b>		<b>2332</b>		<b>855-1882</b>	<b>.454</b>	<b>219-641</b>	<b>.342</b>	<b>403-555</b>	<b>.726</b>	<b>289</b>	<b>756</b>	<b>1045</b>	<b>31.7</b>	<b>554</b>	<b>419</b>	<b>379</b>	<b>98</b>	<b>208</b>	<b>2332</b>	<b>70.7</b>
Virginia Tech		2474		860-1841	.467	271-771	.351	483-609	.793	256	807	1063	32.2	515	498	361	83	173	2474	75.0

### Opponents Averages

Games Played	Points/game	FG Pct	3FG Pct	FT Pct	Rebounds/game	Assists/game	Turnovers/game	Assist/Turnover ratio	Steals/game	Blocks/game
33	70.7	45.4	34.2	72.6	31.7	12.7	11.5	1.1	6.3	3.0



TEAM CATEGORY LEADERS

Points

##	Player	G	Pts	Pts/G
3	Pedulla, Sean	31	508	16.4
0	Cattoor, Hunter	32	429	13.4
15	Kidd, Lynn	32	421	13.2
23	Nickel, Tyler	32	286	8.9
2	Collins, MJ	31	233	7.5
34	Poteat, Mylyjael	33	214	6.5
31	Beran, Robbie	33	191	5.8
4	Long, Mekhi	18	67	3.7
10	Rechsteiner, Brandon	26	47	1.8
13	Young, Jaydon	25	42	1.7
11	Camden, John	13	26	2.0
5	Wessler, Patrick	12	10	0.8

Scoring Average

##	Player	G	Pts	Pts/G
3	Pedulla, Sean	31	508	16.4
0	Cattoor, Hunter	32	429	13.4
15	Kidd, Lynn	32	421	13.2
23	Nickel, Tyler	32	286	8.9
2	Collins, MJ	31	233	7.5
34	Poteat, Mylyjael	33	214	6.5
31	Beran, Robbie	33	191	5.8
4	Long, Mekhi	18	67	3.7
11	Camden, John	13	26	2.0
10	Rechsteiner, Brandon	26	47	1.8
13	Young, Jaydon	25	42	1.7
5	Wessler, Patrick	12	10	0.8

Field Goal Percentage

##	Player	FG	Att	Pct
15	Kidd, Lynn	171	255	.671
34	Poteat, Mylyjael	83	129	.643
0	Cattoor, Hunter	127	281	.452
31	Beran, Robbie	69	154	.448
23	Nickel, Tyler	94	212	.443
3	Pedulla, Sean	166	391	.425
4	Long, Mekhi	26	62	.419
10	Rechsteiner, Brandon	16	43	.372
11	Camden, John	7	19	.368
2	Collins, MJ	84	241	.349
13	Young, Jaydon	13	39	.333
5	Wessler, Patrick	4	12	.333

Field Goal Attempts

##	Player	G	Att	Att/G
3	Pedulla, Sean	31	391	12.6
0	Cattoor, Hunter	32	281	8.8
15	Kidd, Lynn	32	255	8.0
2	Collins, MJ	31	241	7.8
23	Nickel, Tyler	32	212	6.6

Field Goals Made

##	Player	G	Made	Made/G
15	Kidd, Lynn	32	171	5.3
3	Pedulla, Sean	31	166	5.4
0	Cattoor, Hunter	32	127	4.0
23	Nickel, Tyler	32	94	2.9
2	Collins, MJ	31	84	2.7

3-Point FG Percentage

##	Player	3FG	Att	Pct
11	Camden, John	7	15	.467
0	Cattoor, Hunter	79	195	.405
13	Young, Jaydon	12	30	.400
23	Nickel, Tyler	57	144	.396
3	Pedulla, Sean	52	156	.333
31	Beran, Robbie	25	78	.321
2	Collins, MJ	30	105	.286
10	Rechsteiner, Brandon	9	33	.273

3-Point FG Attempts

##	Player	G	Att	Att/G
0	Cattoor, Hunter	32	195	6.1
3	Pedulla, Sean	31	156	5.0
23	Nickel, Tyler	32	144	4.5
2	Collins, MJ	31	105	3.4
31	Beran, Robbie	33	78	2.4

3-Point FG Made

##	Player	G	Made	Made/G
0	Cattoor, Hunter	32	79	2.5
23	Nickel, Tyler	32	57	1.8
3	Pedulla, Sean	31	52	1.7
2	Collins, MJ	31	30	1.0
31	Beran, Robbie	33	25	0.8

TEAM CATEGORY LEADERS

Free Throw Percentage

##	Player	Made	Att	Pct
13	Young, Jaydon	4	4	1.000
0	Cattoor, Hunter	96	108	.889
2	Collins, MJ	35	41	.854
15	Kidd, Lynn	79	94	.840
23	Nickel, Tyler	41	50	.820
3	Pedulla, Sean	124	153	.810
31	Beran, Robbie	28	35	.800
10	Rechsteiner, Brandon	6	8	.750
11	Camden, John	5	7	.714
34	Poteat, Mylyjael	48	72	.667
4	Long, Mekhi	15	30	.500
5	Wessler, Patrick	2	4	.500

Free Throw Attempts

##	Player	G	Att	Att/G
3	Pedulla, Sean	31	153	4.9
0	Cattoor, Hunter	32	108	3.4
15	Kidd, Lynn	32	94	2.9
34	Poteat, Mylyjael	33	72	2.2
23	Nickel, Tyler	32	50	1.6

Free Throws Made

##	Player	G	Made	Made/G
3	Pedulla, Sean	31	124	4.0
0	Cattoor, Hunter	32	96	3.0
15	Kidd, Lynn	32	79	2.5
34	Poteat, Mylyjael	33	48	1.5
23	Nickel, Tyler	32	41	1.3

Rebounds

##	Player	G	Reb	Reb/G
15	Kidd, Lynn	32	210	6.6
3	Pedulla, Sean	31	130	4.2
31	Beran, Robbie	33	129	3.9
34	Poteat, Mylyjael	33	113	3.4
0	Cattoor, Hunter	32	88	2.8

Assists

##	Player	G	Ast	Ast/G
3	Pedulla, Sean	31	140	4.5
2	Collins, MJ	31	84	2.7
0	Cattoor, Hunter	32	62	1.9
23	Nickel, Tyler	32	44	1.4
31	Beran, Robbie	33	37	1.1

Rebounds Average

##	Player	G	Reb	Reb/G
15	Kidd, Lynn	32	210	6.6
4	Long, Mekhi	18	88	4.9
3	Pedulla, Sean	31	130	4.2
31	Beran, Robbie	33	129	3.9
34	Poteat, Mylyjael	33	113	3.4

Steals

##	Player	G	Stl	Stl/G
3	Pedulla, Sean	31	34	1.1
0	Cattoor, Hunter	32	30	0.9
2	Collins, MJ	31	29	0.9
31	Beran, Robbie	33	20	0.6
15	Kidd, Lynn	32	17	0.5

Offensive Rebounds

##	Player	G	OReb	OReb/G
15	Kidd, Lynn	32	50	1.6
34	Poteat, Mylyjael	33	48	1.5
31	Beran, Robbie	33	27	0.8
4	Long, Mekhi	18	22	1.2
3	Pedulla, Sean	31	19	0.6

Blocked Shots

##	Player	G	Blk	Blk/G
31	Beran, Robbie	33	30	0.9
15	Kidd, Lynn	32	14	0.4
23	Nickel, Tyler	32	8	0.3
34	Poteat, Mylyjael	33	8	0.2
4	Long, Mekhi	18	6	0.3

Defensive Rebounds

##	Player	G	DReb	DReb/G
15	Kidd, Lynn	32	160	5.0
3	Pedulla, Sean	31	111	3.6
31	Beran, Robbie	33	102	3.1
0	Cattoor, Hunter	32	82	2.6
2	Collins, MJ	31	71	2.3

Minutes

##	Player	G	Min	Min/G
0	Cattoor, Hunter	32	1057	33:02
3	Pedulla, Sean	31	988	31:52
2	Collins, MJ	31	917	29:34
23	Nickel, Tyler	32	790	24:41
15	Kidd, Lynn	32	747	23:21

TEAM CATEGORY LEADERS

Fouls

##	Player	G	PF	PF/G
31	Beran, Robbie	33	94	2.8
3	Pedulla, Sean	31	69	2.2
0	Cattoor, Hunter	32	67	2.1
15	Kidd, Lynn	32	63	2.0
34	Poteat, Mylyjael	33	61	1.8

Turnovers

##	Player	G	TO	TO/G
3	Pedulla, Sean	31	99	3.2
15	Kidd, Lynn	32	41	1.3
2	Collins, Mj	31	39	1.3
0	Cattoor, Hunter	32	36	1.1
31	Beran, Robbie	33	33	1.0

Foul Outs

##	Player	G	FO
31	Beran, Robbie	33	3
3	Pedulla, Sean	31	2
0	Cattoor, Hunter	32	2
4	Long, Mekhi	18	2
34	Poteat, Mylyjael	33	1



TEAM GAME HIGHS

Virginia Tech - Game Highs

<b>POINTS</b>	100		Coppin St. (11/06/2023)
	98		Wofford (11/19/2023)
	91		Georgia Tech (01/27/2024)
	87		Wake Forest (03/02/2024)
	87		Clemson (01/10/2024)
<b>FIELD GOALS MADE</b>	34		Wake Forest (03/02/2024)
	33		Wofford (11/19/2023)
<b>FIELD GOAL ATTEMPTS</b>	67		at North Carolina (02/17/2024)
	63		Notre Dame (03/09/2024)
	63		at Syracuse (02/27/2024)
<b>FIELD GOAL PERCENTAGE</b>	.640	(32-50)	American (12/21/2023)
	.596	(34-57)	Wake Forest (03/02/2024)
<b>3 PT FG MADE</b>	13		at Louisville (03/05/2024)
	13		Clemson (01/10/2024)
	13		Coppin St. (11/06/2023)
<b>3 PT FG ATTEMPTS</b>	33		Miami (FL) (01/13/2024)
	31		Coppin St. (11/06/2023)
<b>3 PT FG PERCENTAGE</b>	.542	(13-24)	Clemson (01/10/2024)
	.500	(10-20)	Wofford (11/19/2023)
<b>FREE THROWS MADE</b>	28		Florida St. (02/13/2024)
	23		at NC State (01/20/2024)
	23		at Auburn (11/29/2023)
	23		vs Boise St. (N) (11/23/2023)
	23		Coppin St. (11/06/2023)
<b>FREE THROW ATTEMPTS</b>	32		Florida St. (02/13/2024)
	31		at Auburn (11/29/2023)
<b>FREE THROW PERCENTAGE</b>	1.000	(16-16)	Boston College (01/23/2024)
	1.000	(4-4)	at Virginia (01/17/2024)
	1.000	(3-3)	at Syracuse (02/27/2024)
<b>REBOUNDS</b>	44		at Auburn (11/29/2023)
	43		Coppin St. (11/06/2023)
<b>ASSISTS</b>	29		Coppin St. (11/06/2023)
	23		Georgia Tech (01/27/2024)
	23		American (12/21/2023)
<b>STEALS</b>	10		at Louisville (03/05/2024)
	9		Coppin St. (11/06/2023)
<b>BLOCKED SHOTS</b>	6		Notre Dame (03/09/2024)
	5		Virginia (02/19/2024)
	5		Clemson (01/10/2024)
	5		American (12/21/2023)
<b>TURNOVERS</b>	21		at Auburn (11/29/2023)
	20		at NC State (01/20/2024)
<b>FOULS</b>	25		at Auburn (11/29/2023)
	24		at Florida St. (01/06/2024)

OPPONENT GAME HIGHS

Opponent - Game Highs

<b>POINTS</b>	96		at North Carolina (02/17/2024)
	86		vs Florida St. (N) (03/13/2024)
	86		at Wake Forest (12/30/2023)
	84		at Syracuse (02/27/2024)
	84		vs Fla. Atlantic (N) (11/26/2023)
<b>FIELD GOALS MADE</b>	35		at North Carolina (02/17/2024)
	34		at Syracuse (02/27/2024)
<b>FIELD GOAL ATTEMPTS</b>	68		at North Carolina (02/17/2024)
	68		at Wake Forest (12/30/2023)
<b>FIELD GOAL PERCENTAGE</b>	.569	(33-58)	vs Fla. Atlantic (N) (11/26/2023)
	.567	(34-60)	at Syracuse (02/27/2024)
<b>3 PT FG MADE</b>	13		Wofford (11/19/2023)
	11		Wake Forest (03/02/2024)
<b>3 PT FG ATTEMPTS</b>	31		Wofford (11/19/2023)
	26		Clemson (01/10/2024)
<b>3 PT FG PERCENTAGE</b>	.533	(8-15)	American (12/21/2023)
	.529	(9-17)	Duke (01/29/2024)
<b>FREE THROWS MADE</b>	27		at Miami (FL) (02/03/2024)
	25		vs Florida St. (N) (03/13/2024)
<b>FREE THROW ATTEMPTS</b>	36		at Auburn (11/29/2023)
	30		vs Florida St. (N) (03/13/2024)
<b>FREE THROW PERCENTAGE</b>	1.000	(12-12)	at Syracuse (02/27/2024)
	.931	(27-29)	at Miami (FL) (02/03/2024)
<b>REBOUNDS</b>	43		at North Carolina (02/17/2024)
	42		at Pittsburgh (02/24/2024)
<b>ASSISTS</b>	19		Duke (01/29/2024)
	18		at Syracuse (02/27/2024)
	18		at North Carolina (02/17/2024)
	18		at Virginia (01/17/2024)
<b>STEALS</b>	14		at NC State (01/20/2024)
	11		at Auburn (11/29/2023)
<b>BLOCKED SHOTS</b>	7		at Pittsburgh (02/24/2024)
	7		at Auburn (11/29/2023)
<b>TURNOVERS</b>	19		Coppin St. (11/06/2023)
	18		at NC State (01/20/2024)
<b>FOULS</b>	26		Florida St. (02/13/2024)
	22		Notre Dame (03/09/2024)
	22		at NC State (01/20/2024)
	22		at Auburn (11/29/2023)

TEAM GAME LOWS

Virginia Tech - Game Lows

<b>POINTS</b>	50		vs Fla. Atlantic (N) (11/26/2023)
	57		at Virginia (01/17/2024)
	57		at Auburn (11/29/2023)
	60		Campbell (11/15/2023)
	63		at Wake Forest (12/30/2023)
<b>FIELD GOALS MADE</b>	14		at Auburn (11/29/2023)
	20		vs Fla. Atlantic (N) (11/26/2023)
	20		vs Iowa St. (N) (11/24/2023)
<b>FIELD GOAL ATTEMPTS</b>	49		at NC State (01/20/2024)
	49		vs Iowa St. (N) (11/24/2023)
<b>FIELD GOAL PERCENTAGE</b>	.275	(14-51)	at Auburn (11/29/2023)
	.333	(20-60)	vs Fla. Atlantic (N) (11/26/2023)
<b>3 PT FG MADE</b>	2		vs Fla. Atlantic (N) (11/26/2023)
	3		at Pittsburgh (02/24/2024)
<b>3 PT FG ATTEMPTS</b>	16		at Wake Forest (12/30/2023)
	17		American (12/21/2023)
	17		vs Fla. Atlantic (N) (11/26/2023)
<b>3 PT FG PERCENTAGE</b>	.118	(2-17)	vs Fla. Atlantic (N) (11/26/2023)
	.150	(3-20)	at Pittsburgh (02/24/2024)
<b>FREE THROWS MADE</b>	3		at Syracuse (02/27/2024)
	4		at Virginia (01/17/2024)
<b>FREE THROW ATTEMPTS</b>	3		at Syracuse (02/27/2024)
	4		at Virginia (01/17/2024)
<b>FREE THROW PERCENTAGE</b>	.500	(7-14)	at Miami (FL) (02/03/2024)
	.615	(8-13)	vs Fla. Atlantic (N) (11/26/2023)
<b>REBOUNDS</b>	20		Duke (01/29/2024)
	22		Boston College (01/23/2024)
<b>ASSISTS</b>	7		at Auburn (11/29/2023)
	8		vs Fla. Atlantic (N) (11/26/2023)
<b>STEALS</b>	1		at Wake Forest (12/30/2023)
	2		Georgia Tech (01/27/2024)
	2		at Florida St. (01/06/2024)
<b>BLOCKED SHOTS</b>	0		at Notre Dame (02/10/2024)
	0		vs Fla. Atlantic (N) (11/26/2023)
<b>TURNOVERS</b>	4		Duke (01/29/2024)
	5		vs South Carolina (N) (11/10/2023)
<b>FOULS</b>	6		Virginia (02/19/2024)
	10		Richmond (03/19/2024)
	10		Duke (01/29/2024)
	10		Clemson (01/10/2024)
	10		Valparaiso (12/09/2023)
	10		vs Fla. Atlantic (N) (11/26/2023)



OPPONENT GAME LOWS

Opponent - Game Lows

<b>POINTS</b>	41		Virginia (02/19/2024)
	44		Campbell (11/15/2023)
	50		Valparaiso (12/09/2023)
	51		Vermont (12/16/2023)
	55		American (12/21/2023)
	55		Coppin St. (11/06/2023)
<b>FIELD GOALS MADE</b>	14		Campbell (11/15/2023)
	17		Virginia (02/19/2024)
<b>FIELD GOAL ATTEMPTS</b>	45		Florida St. (02/13/2024)
	50		vs Iowa St. (N) (11/24/2023)
<b>FIELD GOAL PERCENTAGE</b>	.275	(14-51)	Campbell (11/15/2023)
	.327	(17-52)	Virginia (02/19/2024)
<b>3 PT FG MADE</b>	2		Virginia (02/19/2024)
	2		at Auburn (11/29/2023)
<b>3 PT FG ATTEMPTS</b>	12		Virginia (02/19/2024)
	13		vs Florida St. (N) (03/13/2024)
	13		at Syracuse (02/27/2024)
<b>3 PT FG PERCENTAGE</b>	.125	(3-24)	Valparaiso (12/09/2023)
	.125	(2-16)	at Auburn (11/29/2023)
<b>FREE THROWS MADE</b>	5		at Louisville (03/05/2024)
	5		Virginia (02/19/2024)
	5		Boston College (01/23/2024)
	5		American (12/21/2023)
	5		Vermont (12/16/2023)
	5		Valparaiso (12/09/2023)
<b>FREE THROW ATTEMPTS</b>	7		Virginia (02/19/2024)
	8		Clemson (01/10/2024)
	8		Valparaiso (12/09/2023)
	8		vs South Carolina (N) (11/10/2023)
<b>FREE THROW PERCENTAGE</b>	.455	(5-11)	at Louisville (03/05/2024)
	.455	(5-11)	American (12/21/2023)
<b>REBOUNDS</b>	22		Valparaiso (12/09/2023)
	22		Coppin St. (11/06/2023)
<b>ASSISTS</b>	5		Coppin St. (11/06/2023)
	7		Virginia (02/19/2024)
	7		Vermont (12/16/2023)
<b>STEALS</b>	1		Duke (01/29/2024)
	2		Georgia Tech (01/27/2024)
	2		Vermont (12/16/2023)
	2		vs South Carolina (N) (11/10/2023)
<b>BLOCKED SHOTS</b>	0		at Louisville (03/05/2024)
	0		at Notre Dame (02/10/2024)
	0		American (12/21/2023)
<b>TURNOVERS</b>	5		Georgia Tech (01/27/2024)
	7		at Syracuse (02/27/2024)
	7		at Virginia (01/17/2024)
	7		at Wake Forest (12/30/2023)
<b>FOULS</b>	8		at Syracuse (02/27/2024)
	11		at Virginia (01/17/2024)

# VIRGINIA TECH MEN'S BASKETBALL

## BOX SCORES

### GAME 1: COPPIN STATE

Official Basketball Box Score - Final														
Coppin St. at Virginia Tech														
11/06/23 Cassell Coliseum, Blacksburg, Va.														
2023-24 Men's Basketball														
Game Time: 8:01 PM														
Game Duration: 1:53														
Attendance: 8,985														
Officials: Mark Schnur, Isaac Barnett, Paul Tuomey														
<b>Coppin St. - 55</b>														
Record: 0-1														
NO. Name	Min	FG	3P	FT	Rebounds	Fouls	TP	AS	TO	ST	Blocks	BS	BA	+/-
4 Khalil Horton	F 21:45	0-2	0-1	0-0	2 2	2 1	0	1	3	0	0	0	0	-19
35 Justin Winston	F 18:55	2-9	2-5	6-6	0 2 2	3 4	12	1	2	0	1	1	-19	
2 Zahree Harrison	G 25:15	1-4	0-2	0-0	0 2 2	3 1	2	1	3	1	0	0	-30	
13 Preist Ryan	G 23:11	1-2	1-1	0-0	2 2	0 1	12	0	0	0	0	0	-24	
23 Camaren Sparrow	G 25:32	2-3	1-1	2-2	0 0 0	1 2	7	1	0	1	0	0	-20	
0 Malik Battle	18:46	1-4	1-3	0-2	0 1 1	3 2	3	1	2	0	0	1	-26	
5 Greg Sparlock	07:01	0-0	0-0	0-0	0 1 1	3 1	0	0	2	0	1	0	-10	
20 Toto Fagbenle	21:20	4-6	0-0	2-2	1 4 5	2 1	10	0	2	0	3	1	-31	
10 Ryan Archey	19:13	4-10	0-2	0-2	1 0 1	3 1	8	0	0	0	0	0	-26	
33 Luka Tekavcic	10:05	0-0	0-0	1-2	0 1 1	1 2	1	0	2	1	0	0	-8	
1 Daquan Copeland	05:14	0-1	0-1	0-0	0 1 1	0 0	0	0	1	0	0	0	-9	
24 Ronnie Williams	01:17	0-0	0-0	0-0	0 0 0	0 0	0	0	0	0	0	0	-3	
11 Donald Ferguson	04:26	0-0	0-0	0-0	0 0 0	0 0	0	0	0	0	1	0	0	
<b>Team</b>					2 2 4	4	0	2						
<b>Totals</b>		19-51	5-17	12-18	4 18 22	21 16	55	5	19	6	4	4	-45	
Technical Fouls: NONE														

Official Basketball Box Score - Final														
Virginia Tech - 100														
11/06/23 Cassell Coliseum, Blacksburg, Va.														
2023-24 Men's Basketball														
Game Time: 8:01 PM														
Game Duration: 1:53														
Attendance: 8,985														
Officials: Mark Schnur, Isaac Barnett, Paul Tuomey														
<b>Virginia Tech - 100</b>														
Record: 1-0														
NO. Name	Min	FG	3P	FT	Rebounds	Fouls	TP	AS	TO	ST	Blocks	BS	BA	+/-
31 Robbie Beran	F 14:47	1-4	0-2	0-0	1 1 2	4 0	2	0	3	0	1	0	8	
15 Lynn Kidd	C 22:53	6-6	0-0	2-5	3 8 11	1 4	14	0	3	0	1	0	25	
0 Hunter Cattoor	G 26:17	3-5	3-5	4-4	0 2 2	2 2	13	4	1	1	1	0	25	
2 MJ Collins	G 21:31	1-8	0-3	4-4	1 1 2	2 3	6	2	0	1	0	1	16	
3 Sean Pedulla	G 26:16	5-11	3-7	2-2	1 3 4	2 4	15	10	2	2	0	0	24	
4 Mekhi Long	22:06	2-4	0-1	2-4	1 3 4	3 2	6	3	0	2	0	1	32	
23 Tyler Nickel	20:06	4-9	2-6	2-2	3 4 7	1 1	12	1	0	1	0	1	28	
34 Mylajael Poteat	15:25	4-5	0-0	1-2	1 2 3	1 1	9	1	0	0	0	1	21	
13 Jaydon Young	13:39	2-4	2-3	2-2	0 2 2	0 1	8	5	1	2	0	1	19	
10 Brandon Rechsteiner	11:24	3-4	2-3	4-4	1 1 2	0 3	12	3	0	1	0	0	18	
11 John Camden	05:36	1-2	1-1	0-0	0 2 2	0 0	3	0	1	0	0	0	9	
<b>Team</b>					2 0 2	0	0	0						
<b>Totals</b>		32-62	13-31	23-29	14 29 43	16 21	100	29	11	9	4	4	-45	
Technical Fouls: NONE														

Eagles		Hokies		Points from Turnovers		Eagles		Hokies		Period by Period Scoring		
Biggest lead	1 (1 <sup>st</sup> 17:03)	47 (2 <sup>nd</sup> 1:21)	Turnovers	4	30	1st	2nd	TOT	Eagles	19	36	55
Best Scoring Run	5 (2 <sup>nd</sup> 6:26)	14 (1 <sup>st</sup> 7:41)	Paint	18	36	Hokies	45	55	100			
Lead Changes	2	2	Second Chance	2	8							
Times Tied	0	0	Fast Breaks	2	10							
Time with Lead	00:27	38:43	Bench	22	50							

### GAME 2: SOUTH CAROLINA

Official Basketball Box Score - Final														
Virginia Tech at South Carolina														
11/09/23 Spectrum Center, Charlotte, N.C.														
2023-24 Men's Basketball														
Game Time: 9:30 PM														
Game Duration: 2:05														
Attendance: 6,783														
Officials: Tony Greene, Ted Valentine, KB Burdett														
<b>Virginia Tech - 77</b>														
Record: 1-1														
NO. Name	Min	FG	3P	FT	Rebounds	Fouls	TP	AS	TO	ST	Blocks	BS	BA	+/-
31 Robbie Beran	F 17:11	3-5	1-3	0-0	1 0 1	0 0	7	1	0	0	1	0	3	
15 Lynn Kidd	C 26:28	5-7	0-0	2-2	1 5 6	2 2	12	2	2	2	0	0	4	
0 Hunter Cattoor	G 40:00	4-12	3-10	2-2	0 4 4	3 4	13	0	0	0	0	0	-2	
2 MJ Collins	G 17:51	1-3	0-0	0-0	0 0 0	1 0	2	2	0	2	0	1	2	
3 Sean Pedulla	G 38:29	7-13	3-6	9-11	1 8 9	1 5	26	5	2	1	0	1	-2	
23 Tyler Nickel	22:09	0-3	0-2	2-2	0 0 0	0 1	2	1	0	0	0	0	-4	
34 Mylajael Poteat	13:30	3-3	0-0	3-4	1 0 1	2 3	9	0	1	1	0	0	6	
4 Mekhi Long	22:51	3-5	0-0	1-1	0 1 1	3 1	6	2	0	2	0	0	-5	
10 Brandon Rechsteiner	01:31	0-1	0-1	0-0	0 0 0	0 0	0	0	0	0	0	0	0	
<b>Team</b>					1 0 1	0	0	0						
<b>Totals</b>		26-52	7-22	18-22	6 17 23	12 16	77	13	5	8	1	2	-2	
Technical Fouls: NONE														

Official Basketball Box Score - Final														
South Carolina - 79														
11/09/23 Spectrum Center, Blacksburg, Va.														
2023-24 Men's Basketball														
Game Time: 9:30 PM														
Game Duration: 2:05														
Attendance: 6,783														
Officials: Tony Greene, Ted Valentine, KB Burdett														
<b>South Carolina - 79</b>														
Record: 2-0														
NO. Name	Min	FG	3P	FT	Rebounds	Fouls	TP	AS	TO	ST	Blocks	BS	BA	+/-
2 B.J. Mack	F 25:46	9-16	1-4	0-1	1 5 6	3 3	19	1	1	0	0	0	-3	
4 Stephen Clark	F 12:10	1-3	0-0	0-0	1 1 2	1 0	2	1	0	0	0	0	-5	
10 Myles Stute	F 34:36	7-11	5-6	2-2	3 2 5	3 2	21	0	1	0	0	0	5	
5 Meechie Johnson	G 28:40	4-8	1-4	2-2	0 4 4	1 1	11	5	4	0	0	0	-7	
55 Talon Cooper	G 31:16	5-8	2-4	0-0	2 2 2	1 1	12	7	0	0	0	0	0	
1 Jacobi Wright	22:13	4-7	1-2	3-3	0 1 1	2 2	12	0	2	1	0	0	8	
12 Zachary Davis	17:31	0-1	0-1	0-0	0 0 0	1 1	0	0	2	1	0	1	0	
15 Morris Ugusku	12:24	0-0	0-0	0-0	0 1 1	1 0	0	0	2	1	0	1	3	
31 Benjamin Bosmans-Vandorik	15:24	1-1	0-0	0-0	3 4 7	2 2	0	0	1	0	0	0	5	
<b>Team</b>					0 2 2	0	0	0						
<b>Totals</b>		31-55	10-21	7-8	8 22 30	16 12	79	16	10	2	2	1	2	
Technical Fouls: NONE														

VT		USC		Points from Turnovers		VT		USC		Period by Period Scoring		
Biggest lead	5 (1 <sup>st</sup> 16:13)	10 (1 <sup>st</sup> 5:24)	Turnovers	11	7	1st	2nd	TOT	VT	31	46	77
Best Scoring Run	5 (1 <sup>st</sup> 16:13)	12 (1 <sup>st</sup> 8:20)	Paint	36	36	USC	38	41	79			
Lead Changes	3	3	Second Chance	7	12							
Times Tied	6	6	Fast Breaks	6	0							
Time with Lead	06:16	30:33	Bench	17	14							

### GAME 3: CAMPBELL

Official Basketball Box Score - Final														
Campbell at Virginia Tech														
11/15/23 Cassell Coliseum, Blacksburg, Va.														
2023-24 Men's Basketball														
Game Time: 6:00 PM														
Game Duration: 1:52														
Attendance: 5,899														
Officials: Ted Valentine, Doug Shows, Anthony Eades														
<b>Campbell - 44</b>														
Record: 1-2														
NO. Name	Min	FG	3P	FT	Rebounds	Fouls	TP	AS	TO	ST	Blocks	BS	BA	+/-
22 Laurynas Vaistasaras	F 16:07	0-6	0-3	3-4	1 4 5	3 2	3	1	1	0	0	0	-13	
0 Gediminas Mokseckas	G 25:38	2-5	1-3	0-0	1 1 2	1 0	5	2	0	0	0	0	-20	
1 Tasos Cook	G 13:41	1-2	1-1	0-0	0 1 1	0 0	3	0	2	0	0	0	-12	
0 Mason Grant	G 18:54	0-4	0-0	0-0	1 2 3	3 0	0	0	1	0	2	0	-17	
10 Anthony Dell'Orso	G 38:33	2-13	1-3	1-3	2 6 8	0 3	6	4	5	0	0	1	-14	
2 Colby Duggan	16:11	1-2	1-2	0-0	1 1 1	2 0	3	1	0	0	0	0	-1	
13 Jasim Sinani	26:30	2-5	1-3	0-0	2 3 5	1 0	5	0	0	0	0	0	-6	
35 Alex Kotov	23:52	2-6	0-1	5-6	1 3 4	1 3	9	2	2	3	0	0	-3	
5 Elijah Walsh	20:33	4-8	0-3	2-3	3 6 2	2 3	10	1	1	0	0	0	4	
<b>Team</b>					3 0 3	0	0	2						
<b>Totals</b>		14-51	5-19	11-16	14 24 38	13 11	44	10	16	4	3	3	-16	
Technical Fouls: NONE														

Official Basketball Box Score - Final														
Virginia Tech - 60														
11/15/23 Cassell Coliseum, Blacksburg, Va.														
2023-24 Men's Basketball														
Game Time: 6:00 PM														
Game Duration: 1:52														
Attendance: 5,899														
Officials: Ted Valentine, Doug Shows, Anthony Eades														
<b>Virginia Tech - 60</b>														
Record: 2-1														
NO. Name	Min	FG	3P	FT	Rebounds	Fouls	TP	AS	TO	ST	Blocks	BS	BA	+/-
31 Robbie Beran	F 27:49	2-5	0-2	2-2	0 3 3	1 1	6	1	0	2	2	1	15	

# VIRGINIA TECH MEN'S BASKETBALL

## BOX SCORES

### GAME 5: BOISE STATE

Official Basketball Box Score - Final													Game Time: 8:00 PM			
Boise St. at Virginia Tech													Game Duration: 2:00			
11/23/23 State Farm Field House, Lake Buena Vista, Fla.													Attendance: 2,458			
2023-24 Men's Basketball													Officials: Doug Simmons, Chance Moore, Nomi Kidwai			
Boise St. - 75													Record: 2-2			
NO. Name	Min	FG	3P	FT	Rebounds	Fouls	TP	AS	TO	ST	Blocks	+	-	Shooting By Period		
2 Tyson Degenhart	F 36:26	5-7	0-1	8-9	3 5 8	2 10	18	2	0	0	2	0	-1	1 <sup>st</sup> FG%	17-35	48.6%
31 Cam Martin	F 27:13	2-6	0-1	4-4	1 3 4	2 4	8	1	3	1	0	0	-1	3 <sup>rd</sup> FT%	5-12	41.7%
11 Chibuzo Agbo	G 36:07	6-12	3-8	0-0	1 8 9	4 1	15	1	2	0	0	0	-2	FT%	2-4	50%
12 Max Rice	G 33:39	5-12	2-7	0-0	0 5 5	3 1	12	2	6	0	0	0	-3	2 <sup>nd</sup> FG%	10-22	45.5%
15 Jacx Whiting	G 19:16	2-4	0-0	0-0	0 1 1	1 0	4	0	1	2	0	0	-1	3 <sup>rd</sup> FT%	3-9	33.3%
0 Rodde Anderson III	13:08	1-5	1-2	0-0	0 1 1	3 0	3	2	1	0	0	0	-5	FT%	11-12	91.7%
1 Omar Stanley	25:34	5-9	2-2	1-3	1 2 3	2 3	13	2	1	0	0	1	-8	GM FG%	27-57	47.4%
5 RJ Keane	06:08	1-2	0-0	1-1	2 2 0	0 0	2	0	0	0	0	0	-5	3 <sup>rd</sup> FT%	8-21	38.1%
3 Kobe Young	01:32	0-0	0-0	0-0	0 0 0	1 0	0	0	0	0	0	0	-1	FT%	13-16	81.3%
13 Andrew Meadow	00:57	0-0	0-0	0-0	0 1 1	0 0	0	0	0	0	0	0	-2	Dead Ball Rebounds: 1, 0		
Team					1 0 1				0	2						
<b>Totals</b>		27-57	8-21	19-16	8 27 35	21 19	75	10	16	3	3	4	-7			

Official Basketball Box Score - Final													Game Time: 5:30 PM			
Iowa St. at Virginia Tech													Game Duration: 2:01			
11/24/23 State Farm Field House, Lake Buena Vista, Fla.													Attendance: 2,937			
2023-24 Men's Basketball													Officials: Rick Crawford, Don Daly, Courtney Green			
Iowa St. - 62													Record: 5-1			
NO. Name	Min	FG	3P	FT	Rebounds	Fouls	TP	AS	TO	ST	Blocks	+	-	Shooting By Period		
0 Tre King	F 24:32	3-6	0-1	4-4	1 6 7	4 3	10	1	2	1	0	1	-9	1 <sup>st</sup> FG%	11-27	40.7%
12 Robert Jones	F 23:14	2-3	0-0	1-2	3 4 7	1 1	5	0	1	0	1	0	1	3 <sup>rd</sup> FT%	2-9	22.2%
22 Milan Momcilovic	F 35:19	7-10	3-5	4-5	1 1 2	4 4	21	0	2	2	0	0	-4	FT%	6-9	66.7%
3 Tamin Lipsey	G 35:37	6-13	1-3	5-8	3 2 5	2 6	18	4	5	3	0	0	-12	2 <sup>nd</sup> FG%	10-23	43.5%
10 Keshon Gilbert	G 30:21	1-6	0-4	1-6	0 3 3	4 3	3	4	2	2	0	0	-4	3 <sup>rd</sup> FT%	3-12	25.0%
5 Curtis Jones	25:49	1-8	1-7	0-0	0 2 2	2 0	3	2	0	1	0	0	-11	FT%	9-17	52.9%
33 Omata Bilow	04:22	0-0	0-0	0-0	0 1 1	0 0	0	0	1	0	0	0	-4	GM FG%	21-50	42.0%
4 Demarion Watson	07:29	0-0	0-0	0-0	0 1 1	1 0	0	0	0	0	0	0	-5	3 <sup>rd</sup> FT%	5-21	23.8%
1 Jackson Paveletzke	13:18	1-4	0-1	0-1	0 1 1	1 2	1	0	0	0	0	0	3	FT%	15-26	57.7%
Team					1 0 1				0	0				Dead Ball Rebounds: 4, 0		
<b>Totals</b>		21-50	5-21	15-26	9 21 30	19 18	62	12	13	9	1	1	-9			

Official Basketball Box Score - Final													Game Time: 8:00 PM			
Boise St. at Virginia Tech													Game Duration: 2:00			
11/23/23 State Farm Field House, Lake Buena Vista, Fla.													Attendance: 2,458			
2023-24 Men's Basketball													Officials: Doug Simmons, Byron Jarrett, Chance Moore			
Virginia Tech - 82													Record: 4-1			
NO. Name	Min	FG	3P	FT	Rebounds	Fouls	TP	AS	TO	ST	Blocks	+	-	Shooting By Period		
31 Robbie Beran	F 28:22	1-3	0-0	2-2	0 3 3	4 1	4	1	1	1	2	1	-5	1 <sup>st</sup> FG%	14-29	48.3%
15 Lynn Kidd	C 28:52	6-8	0-0	7-7	1 5 6	2 6	19	1	1	1	0	0	11	3 <sup>rd</sup> FT%	10-10	100%
0 Hunter Cattoor	G 36:51	5-11	5-10	4-5	0 1 1	3 4	19	1	1	1	0	0	13	FT%	4-13	92.3%
2 MJ Collins	G 08:19	0-3	0-1	0-0	0 0 0	3 0	4	0	0	0	0	0	-4	2 <sup>nd</sup> FG%	12-26	46.2%
3 Sean Pedulla	G 36:08	5-16	1-3	7-8	0 6 6	1 6	18	7	3	2	0	2	8	3 <sup>rd</sup> FT%	3-8	37.5%
4 Mekhi Long	11:55	2-2	0-0	1-4	5 3 0	4 1	1	0	0	0	0	0	12	FT%	11-14	78.6%
23 Tyler Nickel	31:41	5-10	1-4	3-5	1 3 4	0 3	14	2	1	1	1	0	11	GM FG%	26-55	47.3%
34 Mylajael Poteat	10:51	2-2	0-0	1-0	1 1 0	3 0	4	1	0	0	0	0	-4	3 <sup>rd</sup> FT%	7-18	38.9%
10 Brandon Rechsteiner	03:52	0-0	0-0	0-0	0 1 1	0 0	0	0	0	0	0	0	-1	FT%	23-27	85.2%
13 Jaydon Young	03:09	0-0	0-0	0-0	0 0 0	0 0	0	0	0	0	0	0	-6	Dead Ball Rebounds: 2, 0		
Team					0 1 1									Dead Ball Rebounds: 0, 0		
<b>Totals</b>		26-55	7-18	23-27	4 24 28	19 20	82	14	9	6	4	3	7			

Official Basketball Box Score - Final													Game Time: 1:00 PM			
Fla. Atlantic at Virginia Tech													Game Duration: 1:50			
11/23/23 State Farm Field House, Lake Buena Vista, Fla.													Attendance: 2,528			
2023-24 Men's Basketball													Officials: Doug Simmons, Byron Jarrett, Chance Moore			
Fla. Atlantic - 84													Record: 5-1			
NO. Name	Min	FG	3P	FT	Rebounds	Fouls	TP	AS	TO	ST	Blocks	+	-	Shooting By Period		
50 Vladislav Goldin	F 21:52	7-7	0-0	0-0	1 3 4	3 0	14	0	1	0	3	0	19	1 <sup>st</sup> FG%	13-27	48.1%
G 20:41	5-8	2-3	0-0	1 7 7	3 0	10	1	5	2	1	0	0	21	3 <sup>rd</sup> FT%	3-10	30.0%
12 Jalen Gaffney	G 34:11	4-7	1-2	0-0	2 4 6	0 1	9	6	0	1	0	0	37	FT%	4-4	75%
15 Aijah Martin	G 28:17	5-9	3-4	4-4	1 7 8	0 4	17	4	2	1	0	0	30	2 <sup>nd</sup> FG%	20-31	64.5%
23 Brandon Weatherspoon	G 29:18	2-8	2-8	0-0	2 2 1	0 8	0	2	1	0	0	0	28	FT%	6-12	50.0%
4 Bryan Greenlee	23:43	4-6	1-2	1-1	0 5 5	3 1	10	4	2	3	0	0	16	GM FG%	33-58	56.9%
0 Brenon Loriet	13:16	1-6	0-2	0-0	1 1 2	0 2	0	2	0	2	0	0	-1	3 <sup>rd</sup> FT%	9-22	40.9%
3 Giancarlo Rosado	12:36	2-3	0-0	1-2	1 1 2	1 5	1	0	0	1	0	0	12	FT%	9-11	81.8%
25 Tre Carroll	07:38	2-3	0-1	3-3	0 1 1	1 0	2	7	0	1	0	0	7	Dead Ball Rebounds: 1, 0		
5 Isaiah Gaines	04:29	1-1	0-0	0-1	2 2 2	1 2	0	0	1	0	0	0	0			
30 Leo Bath	02:36	0-0	0-0	0-0	0 1 1	0 0	0	0	0	0	0	0	0			
13 Jack Johnson	01:23	0-0	0-0	0-0	0 0 0	0 0	0	0	0	0	0	0	-1			
Team					1 0 1									Dead Ball Rebounds: 0, 0		
<b>Totals</b>		33-58	9-22	9-11	6 34 40	15 10	84	16	15	10	5	0	34			

Official Basketball Box Score - Final													Game Time: 1:00 PM			
Fla. Atlantic at Virginia Tech													Game Duration: 1:50			
11/23/23 State Farm Field House, Lake Buena Vista, Fla.													Attendance: 2,528			
2023-24 Men's Basketball													Officials: Doug Simmons, Byron Jarrett, Chance Moore			
Virginia Tech - 50													Record: 5-2			
NO. Name	Min	FG	3P	FT	Rebounds	Fouls	TP	AS	TO	ST	Blocks	+	-	Shooting By Period		
31 Robbie Beran	F 17:01	0-2	0-0	0-0	1 1 2	0 1	0	1	0	2	0	0	-22	1 <sup>st</sup> FG%	10-28	35.7%
15 Lynn Kidd	C 23:02	4-8	0-0	1-2	1 6 7	1 1	9	0	2	0	0	0	-36	3 <sup>rd</sup> FT%	0-8	0.0%
0 Hunter Cattoor	G 30:55	4-13	0-8	3-3	0 0 0	2 2	11	0	2	0	0	1	-23	FT%	4-5	80%
2 MJ Collins	G 18:24	1-6	0-1	0-0	0 0 0	0 2	2	0	3	0	1	0	-21	2 <sup>nd</sup> FG%	10-32	31.3%
3 Sean Pedulla	G 27:02	5-16	0-4	1-1	0 1 1	2 1	11	1	2	0	0	2	-18	3 <sup>rd</sup> FT%	2-9	22.2%
4 Mekhi Long	22:59	1-5	0-0	0-0	2 7 9	2 1	2	1	2	0	0	0	-12	FT%	4-8	50%
23 Tyler Nickel	24:24	1-2	0-1	0-0	1 1 1	1 2	1	0	0	0	0	0	-31	GM FG%	20-60	33.3%
34 Mylajael Poteat	15:12	2-3	0-0	2-4	0 2 2	0 4	6	1	1	1	0	0	-2	3 <sup>rd</sup> FT%	2-17	11.8%
10 Brandon Rechsteiner	09:14	1-2	1-1	0-1	0 0 0	1 1	3	1	1	0	0	0	-6	Dead Ball Rebounds: 2, 0		
13 Jaydon Young	05:32	0-1	0-1	0-0	0 0 0	1 0	0	1	1	0	0	0	-3			
11 John Camden	04:29	1-2	1-1	0-0	0 0 0	0 3	0	1	0	0	0	0	0			
5 Patrick Wessler	01:46	0-0	0-0	1-2	0 1 1	0 1	1	0	0	0	0	0	0			
Team					5 1 6									Dead Ball Rebounds: 0, 0		
<b>Totals</b>		20-60	2-17	8-13	9 20 29	10 15	50	8	14	6	0	5	-34			

Official Basketball Box Score - Final													Game Time: 1:00 PM			
Fla. Atlantic at Virginia Tech													Game Duration: 1:50			
11/23/23 State Farm Field House, Lake Buena Vista, Fla.													Attendance: 2,528			
2023-24 Men's Basketball													Officials: Doug Simmons, Byron Jarrett, Chance Moore			
Virginia Tech - 57													Record: 5-3			
NO. Name	Min	FG	3P	FT	Rebounds	Fouls	TP	AS	TO	ST	Blocks	+	-	Shooting By Period		
23 Tyler Nickel	F 19:29	0-5	0-3	0-0	1 0 1	3 1	0	0	3	0	0	0	-24	1 <sup>st</sup> FG%	7-21	33.3%
31 Robbie Beran	F 10:48	0-1	0-1	2-2	0 2 2	5 1	2	0	1	0	1	0	-5	3 <sup>rd</sup> FT%	1-7	14.3%
15 Lynn Kidd	C 29:17	2-6	0-0	2-2	5 7 1	1 1	6									



# VIRGINIA TECH MEN'S BASKETBALL

## BOX SCORES

### GAME 9: LOUISVILLE

Official Basketball Box Score - Final															Game Time: 4:00 PM	
Louisville at Virginia Tech															Game Duration: 2:06	
2/20/23 Cassell Coliseum, Blacksburg, Va.															Attendance: 8,925	
2023-24 Men's Basketball															Officials: Roger Ayers, Ron Groover, Clarence Armstrong	
Louisville - 68															Record: 4-4 (0-1)	
NO. Name	Min	FG	3P	FT	Rebounds	Fouls	TP	AS	TO	ST	Blocks	BS	BA	+/-		
0 Mike James	F 33:26	4-12	2-5	0-0	2 7 9	4 2	10	4	1	1	0	0	0	-8		
5 Brandon Huntley-Hatfield	F 38:01	4-6	0-1	6-6	2 7 9	3 5	14	0	1	0	1	0	-1			
12 JJ Traynor	F 27:36	3-7	1-2	1-2	2 3 5	2 1	8	0	0	0	2	0	0			
22 Tre White	G 34:18	4-10	1-4	1-1	0 3 3	1 2	10	4	3	3	1	0	1			
55 Skyy Clark	G 36:10	4-12	1-4	7-8	0 2 2	4 5	16	3	3	0	0	2	1			
4 Ty-Laur Johnson	19:03	4-8	1-3	1-1	1 1 2	3 2	10	0	2	0	0	0	-10			
1 Curtis Williams	05:35	0-2	0-0	0-0	0 0 0	0 0	0	0	0	0	0	0	-10			
34 Emmanuel Okorofor	01:59	0-0	0-0	0-0	0 0 0	0 0	0	0	0	0	0	0	-6			
10 Kaleb Glenn	03:52	0-0	0-0	0-0	0 0 0	0 0	0	0	0	0	0	0	-5			
Team		2	1	3			0	0	3							
<b>Totals</b>		23-57	6-19	16-18	9 24 33	21 17	68	11	14	6	4	2	-7			
Technical Fouls: NONE																

Official Basketball Box Score - Final															Game Time: 4:00 PM	
Virginia Tech at Virginia Tech															Game Duration: 1:50	
2/20/23 Cassell Coliseum, Blacksburg, Va.															Attendance: 4,918	
2023-24 Men's Basketball															Officials: Bill Covington Jr., Justin Porterfield, Trey Shyros	
Virginia Tech - 75															Record: 6-3 (1-0)	
NO. Name	Min	FG	3P	FT	Rebounds	Fouls	TP	AS	TO	ST	Blocks	BS	BA	+/-		
23 Tyler Nickel	F 24:48	1-6	1-6	0-0	0 2 2	2 0	3	2	0	1	1	0	0	5		
31 Robbie Beran	F 12:47	1-7	0-4	0-0	0 1 1	0 1	2	0	0	0	1	1	-12			
15 Lynn Kidd	C 24:40	8-13	0-0	3-4	0 4 4	4 2	19	1	1	0	0	0	4			
0 Hunter Cattoor	G 38:27	3-6	1-3	5-5	1 2 3	2 6	12	2	3	0	0	0	6			
3 Sean Pedulla	G 26:19	2-6	0-3	4-6	1 4 5	4 4	8	4	4	0	0	0	-7			
2 MJ Collins	23:49	5-10	3-3	7-7	2 2 4	3 5	20	4	1	0	0	2	9			
4 Mekhi Long	27:20	1-3	0-1	2-4	2 6 8	0 2	4	1	1	2	0	0	19			
34 Mylajael Poteat	15:33	3-4	0-0	1-1	0 2 2	2 1	7	1	0	0	0	1	3			
10 Brandon Rechsteiner	03:31	0-0	0-0	0-0	0 0 0	0 0	0	1	0	0	0	0	11			
13 Jaydon Young	03:06	0-0	0-0	0-0	0 0 0	0 0	0	0	0	0	0	0	-3			
Team		2	1	3			0	0	1							
<b>Totals</b>		24-55	5-20	22-27	8 24 32	17 21	75	16	10	6	2	4	7			
Technical Fouls: NONE																

Cards		Hokies		Points from Turnovers		Cards		Hokies		Period by Period Scoring		
Biggest lead	8 (1 <sup>st</sup> 16:32)	8 (2 <sup>nd</sup> 0:12)	Points from Turnovers	17	17	1st	2nd	TOT	1st	2nd	TOT	
Best Scoring Run	7 (1 <sup>st</sup> 16:32)	11 (2 <sup>nd</sup> 17:44)	Paint	26	36	31	37	68				
Lead Changes	9		Second Chance	5	10							
Times Tied	2		Fast Breaks	12	5							
Time with Lead	19:45	18:32	Bench	10	31	Hokies	30	45	75			

### GAME 10: VALPARAISO

Official Basketball Box Score - Final															Game Time: 12:00 PM	
Valparaiso at Virginia Tech															Game Duration: 1:46	
2/20/23 Cassell Coliseum, Blacksburg, Va.															Attendance: 6,107	
2023-24 Men's Basketball															Officials: Bert Smith, Tommy Morrissey, JW Lucas	
Valparaiso - 50															Record: 4-6	
NO. Name	Min	FG	3P	FT	Rebounds	Fouls	TP	AS	TO	ST	Blocks	BS	BA	+/-		
1 Jerome Palm	F 13:16	0-3	0-0	0-0	0 0 0	2 0	0	0	1	0	0	0	-1			
13 Cooper Schwiager	F 26:00	1-4	0-3	0-0	0 2 2	3 1	2	0	2	1	0	0	-30			
0 Jaxon Edwards	G 30:26	6-10	1-4	0-1	1 4 5	3 2	13	0	1	1	0	0	-24			
6 Darius DeAveiro	G 38:24	2-6	1-4	2-2	1 3 4	3 3	7	6	4	0	0	0	-17			
19 Isaiah Stafford	G 32:01	5-15	1-8	3-5	0 3 3	0 3	7	6	4	4	4	2	-11			
4 Sherman Weatherspoon	22:15	2-6	0-4	0-0	1 0 1	2 1	4	0	1	1	0	0	-9			
5 Ota Aljiboye	06:54	0-1	0-0	0-0	0 0 0	1 0	0	0	1	0	0	0	2			
21 Kaspar Sepp	29:08	5-7	0-1	0-0	1 4 5	1 0	10	0	1	1	0	0	-11			
3 Anthony Sciarroni	01:36	0-0	0-0	0-0	0 0 0	0 0	0	0	0	0	0	0	-4			
Team		1	1	2			0	0	0							
<b>Totals</b>		21-52	3-24	5-8	5 17 22	15 10	50	10	14	9	2	1	-21			
Technical Fouls: NONE																

Official Basketball Box Score - Final															Game Time: 12:00 PM	
Virginia Tech at Virginia Tech															Game Duration: 1:47	
2/20/23 Cassell Coliseum, Blacksburg, Va.															Attendance: 4,886	
2023-24 Men's Basketball															Officials: Jamie Luckie, Leslie Jones, Adam Frole	
Virginia Tech - 71															Record: 7-3	
NO. Name	Min	FG	3P	FT	Rebounds	Fouls	TP	AS	TO	ST	Blocks	BS	BA	+/-		
23 Tyler Nickel	F 25:43	4-7	4-7	0-0	0 2 2	1 0	12	3	1	0	0	0	0	18		
15 Lynn Kidd	C 22:05	4-7	0-0	6-6	1 5 6	4 4	14	1	1	0	0	0	10			
0 Hunter Cattoor	G 33:26	5-9	3-6	6-6	0 3 3	1 4	19	3	2	1	0	0	26			
4 Mekhi Long	G 20:50	3-4	0-0	2-4	2 2 6	1 2	6	3	3	1	0	0	19			
10 Brandon Rechsteiner	G 27:57	1-6	1-6	2-2	0 1 1	1 1	5	3	3	1	0	0	18			
31 Robbie Beran	21:13	3-6	2-4	1-2	1 3 4	1 2	9	3	3	0	1	1	7			
2 MJ Collins	18:13	0-4	0-2	0-0	0 1 1	0 0	1	2	0	0	0	0	0			
34 Mylajael Poteat	13:09	3-4	0-0	0-0	2 4 6	2 2	6	2	0	0	0	0	6			
13 Jaydon Young	11:17	0-2	0-1	0-0	0 3 3	1 0	0	0	1	1	0	0	-1			
11 John Camden	02:38	0-2	0-1	0-0	2 0 2	1 0	0	0	0	0	0	0	4			
5 Patrick Wessler	01:51	0-1	0-0	0-0	1 1 2	0 0	0	0	0	0	0	0	0			
33 Michael Ward	00:52	0-0	0-0	0-0	0 0 0	0 0	0	0	0	0	0	0	-2			
55 Conner Venable	00:52	0-1	0-0	0-0	1 0 1	0 0	0	0	0	0	0	0	-2			
Team		1	3	4			0	1	1							
<b>Totals</b>		23-53	10-27	15-18	13 28 41	10 15	71	18	15	5	1	2	21			
Technical Fouls: NONE																

Cards		Hokies		Points from Turnovers		Cards		Hokies		Period by Period Scoring		
Biggest lead	1 (1 <sup>st</sup> 19:28)	25 (2 <sup>nd</sup> 10:05)	Points from Turnovers	14 <th>17</th> <th>1st</th> <th>2nd</th> <th>TOT</th> <th>Valpo</th> <th>23</th> <th>27</th> <th>50</th>	17	1st	2nd	TOT	Valpo	23	27	50
Best Scoring Run	7 (2 <sup>nd</sup> 7:30)	9 (2 <sup>nd</sup> 10:05)	Paint	24	22							
Lead Changes	2		Second Chance	3	11							
Times Tied	1		Fast Breaks	4	4							
Time with Lead	00:53	38:32	Bench	14	15	Hokies	37	34	71			

### GAME 11: VERMONT

Official Basketball Box Score - Final															Game Time: 4:05 PM	
Vermont at Virginia Tech															Game Duration: 1:50	
2/20/23 Cassell Coliseum, Blacksburg, Va.															Attendance: 4,918	
2023-24 Men's Basketball															Officials: Bill Covington Jr., Justin Porterfield, Trey Shyros	
Vermont - 51															Record: 8-4	
NO. Name	Min	FG	3P	FT	Rebounds	Fouls	TP	AS	TO	ST	Blocks	BS	BA	+/-		
0 Ilori Ayo-Faleye	F 17:32	1-4	0-0	0-0	1 1 2	3 0	2	0	1	0	2	0	-18			
24 Matt Veretto	F 15:33	0-4	0-2	0-0	0 2 2	3 0	0	0	0	1	0	0	-1			
3 TJ Hurley	G 17:33	4-7	0-2	1-1	0 1 1	1 3	9	0	1	0	0	0	-24			
12 Shamir Bogues	G 12:08	0-1	0-0	1-2	0 3 3	0 1	0	0	2	1	0	1	-5			
20 TJ Long	G 21:25	2-7	0-0	0-0	0 3 3	1 0	5	0	0	0	0	0	-6			
1 Aaron Deloney	18:30	1-3	0-2	0-0	0 1 1	1 0	2	4	1	0	0	0	-14			
32 Nick Fiorillo	23:26	5-10	1-4	2-3	0 2 2	2 5	13	0	1	0	0	0	-4			
2 Sam Alamutu	14:50	2-3	0-1	0-0	1 2 3	1 0	4	2	0	0	0	0	-3			
5 Brentan Mills	23:05	2-7	0-1	1-3	0 2 2	1 3	5	1	0	0	0	0	-21			
21 Seth Joba	13:08	2-5	1-1	0-0	0 2 2	3 0	5	0	0	0	0	0	-14			
4 Jackson Skipper	15:47	2-5	1-3	0-0	1 2 3	3 2	5	0	2	0	0	0	-2			
13 Jace Roquemore	05:49	0-1	0-0	0-0	1 0 1	0 1	0	0	0	0	0	0	2			
25 Michel Ndayishimiye	01:15	0-0	0-0	0-0	0 0 0	0 0	0	0	1	0	0	0	0			
Team		0	1	1			0	0	0							
<b>Totals</b>		21-57	4-20	5-9	4 22 26	19 15	51	7	9	2	2	3	-22			
Technical Fouls: NONE																

Official Basketball Box Score - Final															Game Time: 4:05 PM	
Virginia Tech at Virginia Tech															Game Duration: 1:47	
2/20/23 Cassell Coliseum, Blacksburg, Va.															Attendance: 4,886	
2023-24 Men's Basketball															Officials: Jamie Luckie, Leslie Jones, Adam Frole	
Virginia Tech - 73															Record: 8-3	
NO. Name	Min	FG	3P	FT	Rebounds	Fouls	TP	AS	TO	ST	Blocks	BS	BA	+/-		
23 Tyler Nickel	F 29:41	4-9	2-7	3-3	0 2 2	2 2	13	2	1	0	0	0	15			
15 Lynn Kidd	C 23:35	4-7	0-0	9-11	4 7 11	1 1	17	1	3	1	0	0	14			
0 Hunter Cattoor	G 21:44	3-8	2-5	2-2	0 2 2	2 2	10	1	1	2	1	0	9			

# VIRGINIA TECH MEN'S BASKETBALL

## BOX SCORES

### GAME 13: WAKE FOREST

Official Basketball Box Score - Final													Game Time: 2:00 PM			
Virginia Tech at Wake Forest													Game Duration: 1:53			
12/30/23 LVM Coliseum, Winston-Salem													Attendance: 10,055			
2023-24 Men's Basketball													Officials: Roger Ayers, Tony Henderson, Brent Hampton			
Virginia Tech - 63													Record: 9-4 (1-1)			
NO. Name	Min	FG	3P	FT	Rebounds	Fouls	TP	AS	TO	ST	Blocks	+	-	Shooting By Period		
15 Lynn Kidd	29:20	7-15	0-0	0-0	1 4 5	3 4	14	3	3	0	0	0	-11	1 <sup>st</sup> FG%	9-24 37.5%	
0 Hunter Cattoor	32:36	5-7	1-3	3-3	0 6 6	3 2	14	2	1	0	0	-19	3 <sup>rd</sup> FT%	0-5 0.0%		
2 MJ Collins	19:33	0-3	0-0	0-0	0 2 2	0 0	0	0	1	0	0	-13	FT%	6-7 85.7%		
3 Sean Pedulla	19:26	2-8	1-4	0-0	0 2 2	2 1	5	2	2	6	0	-2	2 <sup>nd</sup> FG%	15-28 53.6%		
4 Mekhi Long	18:58	2-3	0-1	1-4	2 3 5	2 2	5	0	2	0	0	-23	3 <sup>rd</sup> FT%	5-11 45.5%		
10 Brandon Rechsteiner	20:34	2-3	0-1	0-0	0 4 4	1 0	4	1	3	0	0	-10	FT%	4-7 57.1%		
31 Robbie Beran	18:42	3-6	2-4	0-0	0 2 2	4 1	8	2	2	0	0	-11	GM FG%	24-52 46.2%		
34 Myllyjael Poteat	06:43	1-2	0-0	0-0	0 1 1	0 0	2	0	0	0	0	-11	3 <sup>rd</sup> FT%	5-16 31.3%		
23 Tyler Nickel	28:31	2-4	1-2	6-7	0 2 2	1 5	11	1	0	1	0	-14	FT%	10-14 71.4%		
5 Patrick Wessler	03:57	0-1	0-0	0-0	0 0 0	0 0	0	0	0	0	0	-1	Dead Ball Rebounds: 2, 0			
13 Jaydon Young	03:40	0-0	0-0	0-0	0 1 1	0 0	0	1	0	0	0	-0				
Team					1 1 2	0 0	0	0	1	0	0	-3				
Totals	24:52	5-16	10-14	4 28	32	18	15	63	12	19	1	4	3	-23		

Official Basketball Box Score - Final													Game Time: 7:01 PM			
Wake Forest - 86													Game Duration: 1:53			
12/30/23 LVM Coliseum, Winston-Salem													Attendance: 10,055			
2023-24 Men's Basketball													Officials: Ted Valentine, Tim Cloughery, Tommy Morrissey			
Wake Forest - 86													Record: 9-3 (1-0)			
NO. Name	Min	FG	3P	FT	Rebounds	Fouls	TP	AS	TO	ST	Blocks	+	-	Shooting By Period		
11 Andrew Carr	28:48	4-9	0-3	7-7	2 6 8	0 5	15	0	2	2	1	0	21	1 <sup>st</sup> FG%	17-33 51.5%	
4 Elton Reid	19:49	5-9	1-1	2-2	2 6 8	4 1	13	2	1	2	0	1	10	3 <sup>rd</sup> FT%	2-4 50.0%	
0 Kevin Miller	31:16	4-14	0-1	6-6	0 2 2	2 5	14	2	3	1	0	1	18	FT%	8-9 88.9%	
2 Cameron Hildreth	30:06	5-12	2-2	2-2	0 2 2	4 2	14	1	0	1	0	18	2 <sup>nd</sup> FG%	13-35 37.1%		
23 Hunter Sallis	33:57	8-14	2-6	2-4	4 5 9	1 4	20	1	0	1	2	1	20	3 <sup>rd</sup> FT%	5-15 33.3%	
25 Zach Keller	20:11	1-3	0-1	0-0	0 1 1	1 1	2	2	0	2	0	1	13	FT%	11-12 91.7%	
20 Parker Friedrichsen	20:29	1-3	1-3	0-0	0 0 0	0 0	0	0	0	0	0	0	11	GM FG%	30-68 44.1%	
1 Marqus Marion	11:12	1-2	0-0	0-0	3 1 4	1 0	2	0	0	0	0	0	2	3 <sup>rd</sup> FT%	7-9 77.8%	
10 Abramo Canka	01:28	0-0	0-0	0-0	0 1 1	0 0	0	0	0	0	0	0	2	FT%	19-21 90.5%	
45 Vincent Rociutti	01:22	1-2	1-2	0-0	0 0 0	0 0	0	0	0	0	0	0	0	Dead Ball Rebounds: 1, 0		
52 Will Underwood	01:22	0-0	0-0	0-0	0 0 0	0 0	0	0	0	0	0	0	0			
Team					0 2 2	0 0	0	0	1	0	0	0	-0			
Totals	30:68	7-19	19-21	11 26	37	15	18	85	9	7	9	3	4	-23		

VT		WAKE		Points from		VT		WAKE		Period by Period Scoring			
Biggest lead	0 (1 <sup>st</sup> 20:00)	28 (2 <sup>nd</sup> 15:01)	Turnovers	7	23	1st	2nd	TOT	VT	WAKE	1st	2nd	TOT
Best Scoring Run	5 (2 <sup>nd</sup> 5:53)	11 (2 <sup>nd</sup> 19:46)	Paint	30	36	24	39	63	30	44	74		
Lead Changes	0	0	Second Chance	0	18	44	42	86	27	50	77		
Times Tied	0	0	Fast Breaks	5	0								
Time with Lead	00:00	38:21	Bench	25	10								

### GAME 15: CLEMSON

Official Basketball Box Score - Final													Game Time: 7:01 PM		
Clemson at Virginia Tech													Game Duration: 1:53		
01/10/24 Cassell Coliseum, Blacksburg, Va.													Attendance: 8,925		
2023-24 Men's Basketball													Officials: Ron Groover, Jeffery Clark, Greg Evans		
Clemson - 72													Record: 11-4 (3-3)		
NO. Name	Min	FG	3P	FT	Rebounds	Fouls	TP	AS	TO	ST	Blocks	+	-	Shooting By Period	
4 Ian Schiefelin	24:12	7-10	1-1	0-1	5 3 8	3 2	15	2	0	0	0	1	-11	1 <sup>st</sup> FG%	16-29 55.2%
21 Chauncey Wiggins	22:02	5-7	2-4	0-0	1 2 3	0 0	12	0	0	0	0	1	-9	3 <sup>rd</sup> FT%	7-13 53.8%
24 PJ Hall	30:00	4-13	3-8	0-0	1 3 4	3 3	11	0	1	0	1	1	-11	FT%	5-5 100%
1 Chase Hunter	36:54	3-13	1-5	2-2	3 1 4	2 1	9	2	1	0	0	1	-10	2 <sup>nd</sup> FG%	12-34 35.3%
11 Joseph Girard III	33:29	3-10	1-5	0-0	2 2 1	1 3	12	4	6	2	0	0	-14	FT%	2-3 66.7%
2 Dillon Hunter	20:40	2-4	1-3	0-0	0 0 0	0 0	5	2	0	1	0	1	-10	GM FG%	29-63 44.4%
10 RJ Godfrey	13:45	3-3	0-0	0-0	1 1 2	1 1	2	1	2	1	0	-5	3 <sup>rd</sup> FT%	9-26 34.6%	
33 Bas Layde	03:45	0-0	0-0	0-0	0 0 0	0 0	0	0	0	0	0	-1	FT%	7-8 87.5%	
0 Josh Beadle	15:13	1-3	0-0	0-0	0 3 3	0 0	2	2	1	0	0	1	-4	Dead Ball Rebounds: 0, 0	
Team					0 3 3	0 0	0	0	0	0	0	0	-0		
Totals	28:63	9-26	7-8	10 18	28	14	10	72	13	11	4	3	-15		

Official Basketball Box Score - Final													Game Time: 7:05 PM			
Miami at Virginia Tech													Game Duration: 2:03			
01/13/24 Cassell Coliseum, Blacksburg, Va.													Attendance: 8,925			
2023-24 Men's Basketball													Officials: Ron Groover, Jeffery Clark, Greg Evans			
Miami - 75													Record: 12-4 (3-2)			
NO. Name	Min	FG	3P	FT	Rebounds	Fouls	TP	AS	TO	ST	Blocks	+	-	Shooting By Period		
15 Norchad Omier	31:31	7-12	0-1	0-2	1 4 5	3 3	14	0	4	2	0	0	4	1 <sup>st</sup> FG%	12-34 35.3%	
0 Matthew Cleveland	39:01	7-11	1-3	6-7	1 3 4	0 5	21	1	2	2	0	1	4	3 <sup>rd</sup> FT%	3-15 20.0%	
4 Bensley Joseph	22:16	0-5	0-3	4-4	0 3 3	1 3	4	1	2	1	0	0	-9	FT%	2-2 100%	
5 Wogga Poplar	36:52	4-12	3-8	0-0	0 1 1	2 2	11	4	0	1	0	1	-4	2 <sup>nd</sup> FG%	15-23 65.2%	
24 Nigel Pack	34:46	7-12	3-5	2-3	2 6 8	1 3	19	5	0	1	1	1	5	3 <sup>rd</sup> FT%	6-10 60.0%	
23 AJ Casey	09:28	0-1	0-1	0-0	0 0 0	0 0	0	0	0	0	0	0	0	GM FG%	10-14 71.4%	
7 Kyshawn George	26:52	2-4	2-4	0-0	0 2 2	4 2	6	2	3	2	1	0	12	3 <sup>rd</sup> FT%	27-57 47.4%	
3 Christian Watson	00:02	0-0	0-0	0-0	0 0 0	0 0	0	0	0	0	0	0	0	3 <sup>rd</sup> FT%	9-25 36.0%	
13 Jakai Robinson	00:02	0-0	0-0	0-0	0 0 0	0 0	0	0	0	0	0	0	0	FT%	12-16 75.0%	
Team					0 1 1	0 0	0	0	0	0	0	0	0	Dead Ball Rebounds: 3, 1		
Totals	27:57	9-25	12-16	4 20	24	12	18	75	13	11	9	2	3	-4		

Clemson		Hokies		Points from		Clemson		Hokies		Period by Period Scoring	
Biggest lead	4 (1 <sup>st</sup> 19:00)	15 (2 <sup>nd</sup> 0:42)	Turnovers	13	19	1st	2nd	TOT	44	28	72
Best Scoring Run	7 (2 <sup>nd</sup> 17:39)	8 (1 <sup>st</sup> 14:48)	Paint	28	34						
Lead Changes	1	0	Second Chance	12	8						
Times Tied	1	0	Fast Breaks	2	6						
Time with Lead	02:06	36:57	Bench	13	39						

### GAME 14: FLORIDA STATE

Official Basketball Box Score - Final													Game Time: 4:00 PM			
Virginia Tech at Florida State													Game Duration: 2:21			
01/06/24 Donald L. Tucker Center, Tallahassee													Attendance: 5,025			
2023-24 Men's Basketball													Officials: Jamie Luckie, AJ Desai, Michael Roberts			
Virginia Tech - 74													Record: 9-5 (1-2)			
NO. Name	Min	FG	3P	FT	Rebounds	Fouls	TP	AS	TO	ST	Blocks	+	-	Shooting By Period		
23 Tyler Nickel	20:14	2-4	1-2	4-5	1 0 1	1 3	9	1	2	0	0	0	6	1 <sup>st</sup> FG%	12-28 42.9%	
15 Lynn Kidd	25:17	1-5	0-0	0-0	3 5 8	4 1	2	3	3	0	1	-6	3 <sup>rd</sup> FT%	5-14 35.3%		
0 Hunter Cattoor	37:42	6-8	5-6	2-2	1 4 5	1 3	19	1	2	1	0	-1	FT%	1-3 33.3%		
3 Sean Pedulla	33:42	9-17	3-6	5-8	0 2 2	4 4	7	26	2	4	0	0	6	2 <sup>nd</sup> FG%	13-23 56.5%	
4 Mekhi Long	18:58	1-3	0-1	2-4	0 4 4	3 2	4	1	1	0	2	0	9	3 <sup>rd</sup> FT%	6-9 66.7%	
31 Robbie Beran	25:14	1-3	0-2	0-0	0 3 3	4 2	2	0	2	0	1	0	-11	FT%	12-17 70.6%	
2 MJ Collins	22:04	4-8	2-5	0-1	1 3 4	1 1	10	1	1	0	0	0	-11	GM FG%	25-51 49.0%	
10 Brandon Rechsteiner	06:38	0-1	0-0	0-0	0 0 0	0 0	0	0	0	1	0	0	-9	3 <sup>rd</sup> FT%	11-23 47.8%	
34 Myllyjael Poteat	10:31	1-2	0-0	0-0	1 5 6	5 2	0	0	0	0	0	0	2	FT%	13-20 65.0%	
Team					0 2 2	0 0	0	0	0	0	0	0	-0	Dead Ball Rebounds: 4, 0		
Totals	25:51	11-23	13-20	7 28	35	24	19	74	9	16	2	4	1	-3		

Official Basketball Box Score - Final													Game Time: 7:05 PM	
Miami at Virginia Tech													Game Duration: 2:03	
01/13/24 Cassell Coliseum, Blacksburg, Va.													Attendance: 8,925	
2023-24 Men's Basketball													Officials: Ron Groover, Jeffery Clark, Greg Evans	

# VIRGINIA TECH MEN'S BASKETBALL

## BOX SCORES

### GAME 17: VIRGINIA

Official Basketball Box Score - Final															Game Time: 7:00 PM	
Virginia Tech at Virginia															Game Duration: 1:55	
01/17/24 John Paul Jones Arena, Charlottesville															Attendance: 14,547	
Virginia vs Virginia Tech Men's Basketball Commonwealth Clash															Officials: Bill Covington Jr., Brian O'Connell, Tony Henderson	
Virginia Tech - 57															Record: 10-7 (2-4)	
NO. Name	Min	FG	3P	FT	Rebounds	Fouls	TP	AS	TO	ST	Blocks	BS	BA	+/-	Shooting By Period	
31 Robbie Beran	F 18:39	4-7	2-4	0-0	0 6 6	4 1	10	0	2	0	1	0	0	-3	1 <sup>st</sup> FG% 6-22 27.3%	
15 Lynn Kidd	C 16:13	1-3	0-0	0-0	0 2 2	0 0	2	2	1	0	0	0	-8	3 <sup>PT</sup> % 4-12 33.3%		
0 Hunter Cattoor	G 38:23	5-10	2-5	0-0	0 4 4	4 3	12	3	1	2	0	0	-6	FT% 2-2 100%		
2 MJ Collins	G 33:59	1-3	1-3	0-0	0 1 1	2 0	3	2	0	1	0	0	-3	2 <sup>nd</sup> FG% 15-32 46.9%		
3 Sean Pedulla	G 32:47	6-16	4-9	2-2	1 5 6	2 2	18	5	7	0	0	2	-4	3 <sup>PT</sup> % 7-18 38.9%		
4 Mekhi Long	08:39	1-3	0-1	0-0	0 2 2	0 0	2	0	0	0	0	0	-3	FT% 2-2 100%		
23 Tyler Nickel	23:57	2-8	2-7	2-2	0 4 4	0 2	8	1	3	0	0	0	-6	GM FG% 21-54 38.9%		
34 Mylajael Poteat	20:10	1-3	0-0	0-0	0 2 2	5 2	3	2	1	1	0	0	-3	3 <sup>PT</sup> % 11-30 36.7%		
10 Brandon Rechsteiner	07:13	0-1	0-1	0-0	0 2 2	0 0	0	0	0	0	0	0	-4	FT% 4-4 100.0%		
Team					0 0 0	0 0	0	0	0	0	0	0	0		Dead Ball Rebounds: 0	
<b>Totals</b>	21:54	11-30	4-4	4 28	32	14	11	57	14	15	3	1	2	-8		
Technical Fouls: NONE																

Official Basketball Box Score - Final															Game Time: 7:00 PM	
Virginia Tech at Virginia															Game Duration: 1:55	
01/17/24 John Paul Jones Arena, Charlottesville															Attendance: 14,547	
Virginia vs Virginia Tech Men's Basketball Commonwealth Clash															Officials: Bill Covington Jr., Brian O'Connell, Tony Henderson	
Virginia - 65															Record: 12-5 (3-3)	
NO. Name	Min	FG	3P	FT	Rebounds	Fouls	TP	AS	TO	ST	Blocks	BS	BA	+/-	Shooting By Period	
22 Jordan Minor	F 26:29	5-8	0-0	6-8	2 3 5	3 4	16	2	1	2	0	1	4		1 <sup>st</sup> FG% 10-30 33.3%	
2 Reece Beekman	G 37:48	6-13	2-3	2-3	0 4 4	0 3	16	4	4	0	0	3		3 <sup>PT</sup> % 4-10 40.0%		
4 Andrew Rohde	G 24:59	0-4	0-3	0-0	0 2 2	1 1	0	3	0	1	0	0	6		FT% 1-2 50%	
11 Isaac McKneely	G 34:21	3-8	0-2	2-2	0 2 2	1 1	8	3	1	1	0	0	7		2 <sup>nd</sup> FG% 15-24 62.5%	
13 Ryan Dunn	G 25:46	3-4	0-0	0-0	1 6 7	2 2	6	0	1	1	1	0	3		3 <sup>PT</sup> % 0-4 0.0%	
1 Dante Harris	16:57	2-5	0-2	1-3	0 2 2	3 2	5	5	0	1	1	0	5		FT% 10-14 71.4%	
0 Blake Buchanan	11:22	4-5	0-0	0-0	1 2 3	0 1	8	1	0	0	0	0	7		GM FG% 25-54 46.3%	
34 Jacob Groves	14:49	2-5	2-4	0-0	1 2 3	1 0	6	0	0	0	0	0	2		FT% 11-16 68.8%	
35 Leon Bond III	04:54	0-1	0-0	0-0	1 1 1	0 0	0	0	0	0	0	0	6		Dead Ball Rebounds: 1	
10 Taine Murray	02:34	0-1	0-0	0-0	0 0 0	0 0	0	0	0	0	0	0	-3			
Team					0 4 4	0 0	0	0	0	0	0	0	0			
<b>Totals</b>	25:54	4-14	11-16	5 28	33	11	14	65	18	7	10	2	1	8		
Technical Fouls: NONE																

Biggest lead		VAT	UVA	Points from Turnovers	VAT	UVA	Period by Period Scoring		
4 (1 <sup>st</sup> 18:34)	13 (2 <sup>nd</sup> 16:25)	4	13	6	6	1st	2nd	TOT	
Best Scoring Run	8 (2 <sup>nd</sup> 13:34)	9 (2 <sup>nd</sup> 16:25)	Paint	20	36	VAT	18	39	57
Lead Changes	3	3	Second Chance	6	8	UVA	25	40	65
Times Tied	3	3	Fast Breaks	17	4				
Time with Lead	05:48	31:41	Bench	12	19				

### GAME 18: NC STATE

Official Basketball Box Score - Final															Game Time: 7:00 PM	
Virginia Tech at NC State															Game Duration: 2:08	
01/20/24 PNC Arena, Raleigh															Attendance: 15,650	
2023-24 Men's Basketball															Officials: Roger Ayers, Tommy Morrissey, Sean Hull	
Virginia Tech - 84															Record: 11-7 (3-4)	
NO. Name	Min	FG	3P	FT	Rebounds	Fouls	TP	AS	TO	ST	Blocks	BS	BA	+/-	Shooting By Period	
31 Robbie Beran	F 24:44	3-4	1-1	4-4	0 3 3	3 2	11	0	1	2	1	0	7		1 <sup>st</sup> FG% 11-25 44.0%	
15 Lynn Kidd	C 23:57	6-8	0-0	2-2	0 6 6	1 2	14	3	1	2	0	1	-2		3 <sup>PT</sup> % 3-7 42.9%	
0 Hunter Cattoor	G 33:22	4-8	3-6	8-10	0 4 4	1 6	19	2	1	1	0	1	5		FT% 8-9 88.9%	
2 MJ Collins	G 29:24	3-9	1-3	0-0	1 2 3	1 1	7	1	3	1	0	0	8		2 <sup>nd</sup> FG% 15-24 62.5%	
3 Sean Pedulla	G 36:11	5-10	1-3	2-3	0 2 2	3 5	13	9	7	0	0	1	8		3 <sup>PT</sup> % 6-12 50.0%	
4 Mekhi Long	13:42	0-2	0-1	0-0	0 3 3	0 0	0	1	0	0	0	1	-2		FT% 15-19 78.9%	
34 Mylajael Poteat	15:04	1-2	0-0	6-8	1 1 2	2 4	8	0	1	0	0	0	8		GM FG% 26-49 53.1%	
10 Brandon Rechsteiner	02:24	0-0	0-0	0-0	1 1 0	0 0	0	0	0	0	0	0	0		3 <sup>PT</sup> % 9-19 47.4%	
23 Tyler Nickel	21:12	4-6	3-5	1-1	0 0 0	2 2	12	0	0	0	0	0	-1		FT% 23-29 82.1%	
Team					3 1 4	0 0	0	0	3	0	0	0	0		Dead Ball Rebounds: 4	
<b>Totals</b>	26:49	9-19	23-28	5 23	28	16	22	84	16	20	7	1	4	6		
Technical Fouls: NONE																

Official Basketball Box Score - Final															Game Time: 12:00 PM	
Virginia Tech at NC State															Game Duration: 2:08	
01/20/24 PNC Arena, Raleigh															Attendance: 15,650	
2023-24 Men's Basketball															Officials: Roger Ayers, Tommy Morrissey, Sean Hull	
NC State - 78															Record: 13-5 (5-2)	
NO. Name	Min	FG	3P	FT	Rebounds	Fouls	TP	AS	TO	ST	Blocks	BS	BA	+/-	Shooting By Period	
30 D.J. Burns Jr.	F 17:24	3-8	0-0	2-2	1 3 4	4 1	8	3	3	2	1	0	-8		1 <sup>st</sup> FG% 15-31 48.4%	
0 DJ Horne	G 34:16	6-13	3-6	1-2	0 0 0	1 1	16	3	4	0	0	1	0		3 <sup>PT</sup> % 2-7 28.6%	
1 Jayden Taylor	G 29:49	4-12	0-4	7-8	0 5 5	5 4	15	1	2	3	0	0	-10		FT% 0-0 0%	
11 Dennis Parker, Jr.	G 17:21	1-3	0-1	1-2	0 2 0	1 1	3	1	0	0	0	0	-5		2 <sup>nd</sup> FG% 11-29 37.9%	
14 Casey Morsell	G 38:15	4-7	2-3	9-10	3 0 3	3 3	6	2	0	3	1	0	-3		3 <sup>PT</sup> % 4-11 36.4%	
23 Mohamed Diarra	21:19	3-6	0-1	0-0	3 5 8	3 3	6	0	2	1	0	0	1		FT% 20-24 83.3%	
34 Ben Middlebrooks	10:39	1-5	0-0	0-0	2 1 3	0 0	2	0	3	1	2	0	-4		GM FG% 26-60 43.3%	
12 Michael O'Connell	25:35	3-5	0-2	0-0	2 1 3	0 0	6	5	1	1	0	0	0		3 <sup>PT</sup> % 6-18 33.3%	
2 Kam Woods	03:33	0-0	0-0	0-0	0 0 0	0 0	0	0	0	0	0	0	-3		FT% 20-24 83.3%	
10 Breon Pass	01:50	1-1	1-1	0-0	0 0 0	0 0	0	0	0	0	0	0	1		Dead Ball Rebounds: 2	
Team					0 4 4	0 0	0	0	1	0	0	0	0			
<b>Totals</b>	26:60	6-18	20-24	13 19	32	22	16	78	15	18	14	4	1	6		
Technical Fouls: NONE																

Biggest lead		VT	ST	Points from Turnovers	VT	ST	Period by Period Scoring		
14 (2 <sup>nd</sup> 2:21)	6 (1 <sup>st</sup> 17:23)	14	6	11	11	1st	2nd	TOT	
Best Scoring Run	8 (1 <sup>st</sup> 15:04)	8 (2 <sup>nd</sup> 1:37)	Paint	32	32	VT	33	51	84
Lead Changes	15	15	Second Chance	5	18	ST	32	46	78
Times Tied	7	7	Fast Breaks	18	20				
Time with Lead	19:46	16:51	Bench	20	17				

### GAME 19: BOSTON COLLEGE

Official Basketball Box Score - Final															Game Time: 9:05 PM	
Boston College at Virginia Tech															Game Duration: 1:59	
01/23/24 Cassell Coliseum, Blacksburg, Va.															Attendance: 8,925	
2023-24 Men's Basketball															Officials: Pat Driscoll, John Gaffney, Brent Hampton	
Boston College - 71															Record: 11-8 (2-6)	
NO. Name	Min	FG	3P	FT	Rebounds	Fouls	TP	AS	TO	ST	Blocks	BS	BA	+/-	Shooting By Period	
10 Prince Aigbe	F 22:40	4-4	1-1	0-0	0 2 2	0 0	9	2	0	0	0	0	-7		1 <sup>st</sup> FG% 14-31 45.2%	
12 Quinten Post	F 27:19	7-10	1-2	0-1	1 6 7	3 2	15	0	4	3	2	1	3		3 <sup>PT</sup> % 3-9 33.3%	
21 Devin McGlockton	F 34:56	9-13	1-1	0-1	5 5 10	3 3	19	0	2	1	0	0	0		FT% 2-3 66.7%	
00 Chas Kelley III	G 22:19	0-1	0-1	2-2	0 1 1	0 1	2	2	3	0	0	0	-4		2 <sup>nd</sup> FG% 16-29 55.2%	
3 Jaxson Zackery	G 36:01	3-8	0-1	0-0	2 2 4	3 3	6	7	3	1	0	1	-1		3 <sup>PT</sup> % 3-9 33.3%	
15 Claudel Harris Jr.	25:29	5-16	3-9	1-2	0 4 4	1 2	14	2	2	1	0	2	-5		FT% 3-6 50%	
45 Mason Madsen	13:05	0-2	0-1	0-0	0 1 1	0 0	0	0	0	0	0	0	-6		GM FG% 30-60 50.0%	
2 Armani Mighty	10:21	2-3	0-0	2-3	2 0 2	2 2	6	1	1	1	0	0	-3		3 <sup>PT</sup> % 6-18 33.3%	
13 Donald Hand Jr.	07:50	0-3	0-2	0-0	0 1 1	1 1	0	0	0	0	0	0	-2		FT% 5-9 55.6%	
Team					3 0 3	0 0	0	0	0	0	0	0	0		Dead Ball Rebounds: 3	
<b>Totals</b>	30:60	6-18	5-9	13 22	35	13	14	71	14	15	7	2	4	-5		
Technical Fouls: NONE																

Official Basketball Box Score - Final															Game Time: 9:05 PM	
Boston College																



# VIRGINIA TECH MEN'S BASKETBALL

## BOX SCORES

### GAME 21: DUKE

Official Basketball Box Score - Final													Game Time: 7:01 PM		
Duke at Virginia Tech													Game Duration: 1:52		
01/20/24 Cassell Coliseum, Blacksburg, Va.													Attendance: 8,925		
2023-24 Men's Basketball													Officials: Ted Valentine, Lee Cassell, Doug Shous		
Duke - 77															
NO. Name	Min	FG	3P	FT	Rebounds	Fouls	TP	AS	TO	ST	Blocks	BS	BA	+	-
25 Mark Mitchell	F 31:07	4-6	0-0	0-0	2 6 8	2 1 8	1 6	0	2 1 7						
30 Kyle Filipowski	C 30:38	6-9	0-1	2-5	1 7 8	4 4 14	2 3 1	0	0 0 3						
0 Jared McCain	G 38:28	3-10	1-6	2-2	1 9 10	2 1 9	3 0	0	0 1 7						
1 Caleb Foster	G 14:50	3-6	2-2	0-0	0 0 0	2 1 8	2 1 0	0	0 0 3						
5 Tyrese Proctor	G 37:37	5-8	2-3	0-0	0 3 3	1 0 12	5 2	0	0 0 8						
3 Jeremy Roach	29:05	5-11	4-5	2-2	0 0 0	3 1 16	4 2	0	0 1 12						
15 Ryan Young	14:30	5-6	0-0	1-1	3 2 5	4 2 10	2 0	0	1 0 9						
13 Sean Stewart	03:45	0-0	0-0	0-0	1 0 1	0 0 0	0 0	0	0 0 1						
Team					2 1 3		0	0							
Totals		31-56	9-17	6-10	10 28 38	18 10 77	19 14	1 3 3	10						
Technical Fouls: NONE															

Official Basketball Box Score - Final													Game Time: 7:01 PM		
Duke at Virginia Tech													Game Duration: 1:52		
01/20/24 Cassell Coliseum, Blacksburg, Va.													Attendance: 8,925		
2023-24 Men's Basketball													Officials: Ted Valentine, Lee Cassell, Doug Shous		
Virginia Tech - 67															
NO. Name	Min	FG	3P	FT	Rebounds	Fouls	TP	AS	TO	ST	Blocks	BS	BA	+	-
31 Robbie Beran	F 31:34	3-7	1-5	0-0	0 2 2	3 1 7	3 0	1	1 1 1						
15 Lynn Kidd	C 22:50	5-9	0-0	2-2	4 0 4	2 2 12	1 0	0	1 0 1						
0 Hunter Cattoor	G 39:28	5-8	2-4	3-3	0 0 0	1 4 15	0 0	0	1 0 0						
2 MJ Collins	G 33:57	7-13	3-6	0-0	0 2 2	0 1 17	3 1	0	1 0 0						
3 Sean Pedulla	G 38:28	4-15	0-6	4-5	0 3 3	2 7 12	6 1	1	1 0 0						
23 Tyler Nickel	16:33	0-1	0-0	0-0	0 2 0	0 0 0	1 0	0	1 0 0						
34 Mylajael Poteat	17:10	2-5	0-0	0-2	3 3 6	2 3 4	1 2	0	0 2 0						
Team					1 0 1		0	0							
Totals		26-58	6-22	9-12	4 16 20	10 18 67	15 4	4 3 3	10						
Technical Fouls: NONE															

Official Basketball Box Score - Final													Game Time: 6:00 PM		
Virginia Tech at Notre Dame													Game Duration: 2:07		
02/10/24 Purcell Pavilion at the Joyce Center, Notre Dame													Attendance: 7,394		
2023-24 Men's Basketball													Officials: Ted Valentine, Clarence Armstrong, Jeff Pon		
Notre Dame - 74															
NO. Name	Min	FG	3P	FT	Rebounds	Fouls	TP	AS	TO	ST	Blocks	BS	BA	+	-
0 Carey Booth	F 24:26	3-5	0-2	2-2	0 2 2	0 1 8	1 0	0	0 0 0						
13 Tae Davis	F 25:04	1-4	0-0	1-2	1 2 3	3 1 3	1 1	1	1 0 0						
14 Kebba Njie	F 25:19	4-7	0-0	3-3	3 3 6	3 5 11	1 2	0	0 0 9						
3 Markus Burton	G 35:17	6-18	0-5	4-4	0 4 4	3 5 16	8 1	6	0 0 3						
11 Braeden Shrewsbury	G 32:33	4-7	4-6	0-0	0 5 5	0 1 12	0 1	1	0 0 2						
1 Julian Roper II	18:37	3-4	1-2	0-2	1 4 5	1 2 7	1 1	0	0 0 3						
25 Matt Zona	10:11	2-3	1-2	0-0	2 0 2	2 0 5	0 0	0	0 0 0						
20 J.R. Konieczny	11:15	2-5	0-2	0-0	0 1 1	0 0 4	0 0	0	0 0 0						
2 Logan Ims	17:18	2-2	1-1	3-4	0 3 3	2 8 2	1 0	0	0 0 9						
Team					1 2 3		0	1							
Totals		27-55	7-20	13-17	8 26 34	14 16 74	14 8	8 0 0	8						
Technical Fouls: NONE															

Official Basketball Box Score - Final													Game Time: 6:00 PM		
Virginia Tech at Notre Dame													Game Duration: 2:07		
02/10/24 Purcell Pavilion at the Joyce Center, Notre Dame													Attendance: 7,394		
2023-24 Men's Basketball													Officials: Ted Valentine, Clarence Armstrong, Jeff Pon		
Duke - 77															
NO. Name	Min	FG	3P	FT	Rebounds	Fouls	TP	AS	TO	ST	Blocks	BS	BA	+	-
25 Mark Mitchell	F 31:07	4-6	0-0	0-0	2 6 8	2 1 8	1 6	0	2 1 7						
30 Kyle Filipowski	C 30:38	6-9	0-1	2-5	1 7 8	4 4 14	2 3 1	0	0 0 3						
0 Jared McCain	G 38:28	3-10	1-6	2-2	1 9 10	2 1 9	3 0	0	0 1 7						
1 Caleb Foster	G 14:50	3-6	2-2	0-0	0 0 0	2 1 8	2 1 0	0	0 0 3						
5 Tyrese Proctor	G 37:37	5-8	2-3	0-0	0 3 3	1 0 12	5 2	0	0 0 8						
3 Jeremy Roach	29:05	5-11	4-5	2-2	0 0 0	3 1 16	4 2	0	0 1 12						
15 Ryan Young	14:30	5-6	0-0	1-1	3 2 5	4 2 10	2 0	0	1 0 9						
13 Sean Stewart	03:45	0-0	0-0	0-0	1 0 1	0 0 0	0 0	0	0 0 1						
Team					2 1 3		0	0							
Totals		31-56	9-17	6-10	10 28 38	18 10 77	19 14	1 3 3	10						
Technical Fouls: NONE															

Official Basketball Box Score - Final													Game Time: 6:00 PM		
Virginia Tech at Notre Dame													Game Duration: 2:07		
02/10/24 Purcell Pavilion at the Joyce Center, Notre Dame													Attendance: 7,394		
2023-24 Men's Basketball													Officials: Ted Valentine, Clarence Armstrong, Jeff Pon		
Notre Dame - 74															
NO. Name	Min	FG	3P	FT	Rebounds	Fouls	TP	AS	TO	ST	Blocks	BS	BA	+	-
0 Carey Booth	F 24:26	3-5	0-2	2-2	0 2 2	0 1 8	1 0	0	0 0 0						
13 Tae Davis	F 25:04	1-4	0-0	1-2	1 2 3	3 1 3	1 1	1	1 0 0						
14 Kebba Njie	F 25:19	4-7	0-0	3-3	3 3 6	3 5 11	1 2	0	0 0 9						
3 Markus Burton	G 35:17	6-18	0-5	4-4	0 4 4	3 5 16	8 1	6	0 0 3						
11 Braeden Shrewsbury	G 32:33	4-7	4-6	0-0	0 5 5	0 1 12	0 1	1	0 0 2						
1 Julian Roper II	18:37	3-4	1-2	0-2	1 4 5	1 2 7	1 1	0	0 0 3						
25 Matt Zona	10:11	2-3	1-2	0-0	2 0 2	2 0 5	0 0	0	0 0 0						
20 J.R. Konieczny	11:15	2-5	0-2	0-0	0 1 1	0 0 4	0 0	0	0 0 0						
2 Logan Ims	17:18	2-2	1-1	3-4	0 3 3	2 8 2	1 0	0	0 0 9						
Team					1 2 3		0	1							
Totals		27-55	7-20	13-17	8 26 34	14 16 74	14 8	8 0 0	8						
Technical Fouls: NONE															

Official Basketball Box Score - Final													Game Time: 6:00 PM		
Virginia Tech at Notre Dame													Game Duration: 2:07		
02/10/24 Purcell Pavilion at the Joyce Center, Notre Dame													Attendance: 7,394		
2023-24 Men's Basketball													Officials: Ted Valentine, Clarence Armstrong, Jeff Pon		
Notre Dame - 74															
NO. Name	Min	FG	3P	FT	Rebounds	Fouls	TP	AS	TO	ST	Blocks	BS	BA	+	-
0 Carey Booth	F 24:26	3-5	0-2	2-2	0 2 2	0 1 8	1 0	0	0 0 0						
13 Tae Davis	F 25:04	1-4	0-0	1-2	1 2 3	3 1 3	1 1	1	1 0 0						
14 Kebba Njie	F 25:19	4-7	0-0	3-3	3 3 6	3 5 11	1 2	0	0 0 9						
3 Markus Burton	G 35:17	6-18	0-5	4-4	0 4 4	3 5 16	8 1	6	0 0 3						
11 Braeden Shrewsbury	G 32:33	4-7	4-6	0-0	0 5 5	0 1 12	0 1	1	0 0 2						
1 Julian Roper II	18:37	3-4	1-2	0-2	1 4 5	1 2 7	1 1	0	0 0 3						
25 Matt Zona	10:11	2-3	1-2	0-0	2 0 2	2 0 5	0 0	0	0 0 0						
20 J.R. Konieczny	11:15	2-5	0-2	0-0	0 1 1	0 0 4	0 0	0	0 0 0						
2 Logan Ims	17:18	2-2	1-1	3-4	0 3 3	2 8 2	1 0	0	0 0 9						
Team					1 2 3		0	1							
Totals		27-55	7-20	13-17	8 26 34	14 16 74	14 8	8 0 0	8						
Technical Fouls: NONE															

Official Basketball Box Score - Final													Game Time: 6:00 PM		
Virginia Tech at Notre Dame													Game Duration: 2:07		
02/10/24 Purcell Pavilion at the Joyce Center, Notre Dame													Attendance: 7,394		
2023-24 Men's Basketball													Officials: Ted Valentine, Clarence Armstrong, Jeff Pon		
Notre Dame - 74															
NO. Name	Min	FG	3P	FT	Rebounds	Fouls	TP	AS	TO	ST	Blocks	BS	BA	+	-
0 Carey Booth	F 24:26	3-5	0-2	2-2	0 2 2	0 1 8	1 0	0	0 0 0						
13 Tae Davis	F 25:04	1-4	0-0	1-2	1 2 3	3 1 3	1 1	1	1 0 0						
14 Kebba Njie	F 25:19	4-7	0-0	3-3	3 3 6	3 5 11	1 2	0	0 0 9						
3 Markus Burton	G 35:17	6-18	0-5	4-4	0 4 4	3 5 16	8 1	6	0 0 3						
11 Braeden Shrewsbury	G 32:33	4-7	4-6	0-0	0 5 5	0 1 12	0 1								

# VIRGINIA TECH MEN'S BASKETBALL

## BOX SCORES

### GAME 25: NORTH CAROLINA

		Official Basketball Box Score - Final <b>Virginia Tech at North Carolina</b> 02/17/24 Dean Smith Center, Chapel Hill 2023-24 Men's Basketball		Game Time: 2:00 PM Game Duration: 2:52 Attendance: 21,750								
		Officials: Pat Driscoll, Raymie Snyons, Greg Evans										
Virginia Tech - 81		Record: 14-11 (6-8)										
NO. Name	Min	FG	3P	FT	Rebounds	Fouls	TP	AS	TO	ST	Blocks	±
31 Robbie Beran	F 17:04	0-2	0-1	0-0	0 1 1 4	2 0	1	0	1	0	0	-10
15 Lynn Kidd	C 15:21	5-7	0-0	1-1	1 1 2 4	2 11	0	0	0	0	0	2
0 Hunter Cattoor	G 34:07	3-10	1-6	4-4	0 4 4 4	2 4 11	3	2	0	0	0	-6
2 MJ Collins	G 39:01	7-15	2-6	2-2	0 3 3 2	1 18	3	1	1	0	1	-13
3 Sean Pedulla	G 28:47	3-13	0-4	4-6	2 4 6 1	4 10	5	1	2	0	2	-5
34 Mylajael Poteat	21:26	5-8	0-0	5-5	2 6 8 3	3 15	0	1	0	0	1	-6
23 Tyler Nickel	27:40	5-8	4-6	0-0	0 1 1 1	1 0	14	1	1	3	0	-12
13 Jaydon Young	11:21	0-2	0-2	1-1	2 1 2 1	2 0	0	0	0	0	0	-8
5 Patrick Wessler	03:13	0-1	0-0	0-0	1 1 2 1	0 0	0	0	0	0	0	-11
10 Brandon Rechsteiner	02:00	0-1	0-0	0-0	0 0 0 0	0 0	0	0	0	0	0	-6
<b>Team</b>					1 1 2	0	0	0	0	0	0	
<b>Totals</b>		28-67	7-26	18-20	8 23 31	19 18	81	13	6	5	3	-15

North Carolina - 96		Record: 20-6 (12-3)										
NO. Name	Min	FG	3P	FT	Rebounds	Fouls	TP	AS	TO	ST	Blocks	±
5 Armando Bacot	F 30:24	11-16	0-0	3-3	4 8 12 3	4 25	1	1	1	1	0	13
55 Harrison Ingram	F 36:07	4-11	0-4	4-5	5 12 17 1	3 12	2	1	0	0	1	14
2 Elliot Cadeau	G 23:04	4-7	0-2	0-0	2 2 2 3	1 8	4	5	0	0	0	19
3 Cormac Ryan	G 31:50	4-11	4-7	4-4	1 1 2 3	2 16	2	0	0	1	1	0
4 RJ Davis	G 35:35	6-13	3-8	5-6	1 1 2 3	6 20	5	2	0	1	1	5
7 Seth Trimble	21:16	1-2	0-0	2-2	0 1 1 2	1 4	4	0	0	0	1	12
24 JaeLyn Withers	08:44	2-4	0-0	0-1	1 1 2 1	1 4	0	0	2	1	0	-1
13 Jaalen Washington	09:36	3-4	0-0	1-2	1 1 2 2	1 7	0	0	0	1	0	2
8 Paxson Wojcik	03:24	0-0	0-0	0-0	0 0 0 0	0 0	0	0	0	0	0	-4
<b>Team</b>					1 2 3	0	0	0	0	0	0	
<b>Totals</b>		35-68	7-21	19-23	14 29 43	18 19	96	18	9	4	5	15

Technical Fouls: NONE		Shooting By Period	
		1 <sup>st</sup> FG% 18-38 47.4%	3PT% 3-12 25.0%
		2 <sup>nd</sup> FG% 11-13 84.6%	FT% 5-7 71.4%
		3 <sup>rd</sup> FG% 17-30 56.7%	GM FG% 35-68 51.5%
		4 <sup>th</sup> FG% 8-10 80%	3PT% 7-21 33.3%
		GM FG% 35-68 51.5%	FT% 19-23 82.6%
		Dead Ball Rebounds: 0	

Biggest lead 5 (1 <sup>st</sup> 18:25) 16 (2 <sup>nd</sup> 18:26)		Points from Turnovers VT UNC 20 13	
Best Scoring Run 6 (1 <sup>st</sup> 6:17) 11 (2 <sup>nd</sup> 18:26)		Paint 36 54	
Lead Changes 1		Second Chance 9 17	
Times Tied 1		Fast Breaks 2 8	
Time with Lead 02:07 36:25		Bench 31 15	

### GAME 27: PITT

		Official Basketball Box Score - Final <b>Virginia Tech at Pitt</b> 02/24/24 Peterson Events Center, Pittsburgh 2023-24 Men's Basketball		Game Time: 5:30 PM Game Duration: 1:54 Attendance: 12,904								
		Officials: Bill Covington, Jr., Clarence Armstrong, Jerry Heater										
Virginia Tech - 64		Record: 15-12 (7-9)										
NO. Name	Min	FG	3P	FT	Rebounds	Fouls	TP	AS	TO	ST	Blocks	±
31 Robbie Beran	F 25:03	2-6	0-2	0-0	1 3 4 4	4 0	1	0	0	0	1	-14
15 Lynn Kidd	C 15:35	4-8	0-0	0-0	0 2 2 1	1 8	0	1	0	0	2	-7
0 Hunter Cattoor	G 25:22	2-6	1-4	2-2	0 1 1 5	5 7	1	1	0	0	0	-5
2 MJ Collins	G 35:51	4-10	1-5	0-0	0 2 2 1	1 9	4	0	1	2	0	-11
3 Sean Pedulla	G 33:53	7-14	1-4	11-13	0 8 8 3	11 26	7	1	1	0	2	-7
34 Mylajael Poteat	23:52	5-8	0-0	0-2	3 4 7 3	3 10	0	4	0	0	0	-7
23 Tyler Nickel	31:14	0-6	0-4	0-0	1 1 1 0	1 0	1	0	1	0	2	-12
13 Jaydon Young	08:55	0-1	0-1	0-0	0 0 0 2	0 0	0	0	0	0	0	-12
11 John Camden	00:15	0-0	0-0	0-0	0 0 0 0	0 0	0	0	0	0	0	-4
<b>Team</b>					2 1 3	0	0	0	0	0	0	
<b>Totals</b>		24-59	3-20	13-17	6 22 28	20 21	64	13	8	3	2	-15

Pitt - 79		Record: 18-9 (9-7)										
NO. Name	Min	FG	3P	FT	Rebounds	Fouls	TP	AS	TO	ST	Blocks	±
2 Blake Hinson	F 40:00	6-15	3-8	7-10	0 3 3 3	6 22	2	2	0	0	1	15
55 Zack Austin	F 29:59	4-8	1-2	0-2	4 10 14	0 2	9	0	1	1	5	0
33 Federico Federico	C 20:34	1-1	0-0	0-0	3 3 6 3	0 2	2	2	2	0	0	7
7 Carlton Carrington	G 20:12	3-4	1-2	0-0	4 4 4 4	0 7	1	2	0	0	0	20
15 Jaland Lowe	G 36:45	6-13	1-3	5-6	0 4 4 4	6 18	6	2	2	1	1	15
5 Ishmael Leggett	32:10	6-12	1-3	0-0	2 4 6 3	4 13	2	1	1	0	0	11
25 Guillermo Diaz Graham	19:26	3-4	2-3	0-0	0 3 3 4	2 8	0	0	0	1	0	8
24 William Jeffress	00:54	0-0	0-0	0-0	0 0 0 0	0 0	0	0	0	0	0	-1
<b>Team</b>					0 2 2	0	0	0	0	0	0	
<b>Totals</b>		29-57	9-21	12-18	9 33 42	21 20	79	13	10	4	7	2

Technical Fouls: NONE		Shooting By Period	
		1 <sup>st</sup> FG% 12-25 48.0%	3PT% 5-11 45.5%
		2 <sup>nd</sup> FG% 17-32 53.1%	FT% 7-11 63.6%
		3 <sup>rd</sup> FG% 4-9 44.4%	GM FG% 35-68 51.5%
		4 <sup>th</sup> FG% 5-7 71.4%	3PT% 9-21 42.9%
		GM FG% 35-68 51.5%	FT% 12-18 66.7%
		Dead Ball Rebounds: 0	

Biggest lead 2 (1 <sup>st</sup> 10:36) 20 (2 <sup>nd</sup> 3:30)		Points from Turnovers VT Pitt 11 10	
Best Scoring Run 8 (1 <sup>st</sup> 13:33) 18 (2 <sup>nd</sup> 11:51)		Paint 50 54	
Lead Changes 10		Second Chance 6 4	
Times Tied 6		Fast Breaks 11 6	
Time with Lead 02:10 33:20		Bench 10 21	

### GAME 26: VIRGINIA

		Official Basketball Box Score - Final <b>Virginia at Virginia Tech</b> 02/19/24 Cassell Coliseum, Blacksburg, Va. 2023-24 Men's Basketball		Game Time: 7:01 PM Game Duration: 1:51 Attendance: 8,925								
		Officials: Roger Ayers, Lee Cassell, Doug Shaws										
Virginia - 41		Record: 20-7 (11-5)										
NO. Name	Min	FG	3P	FT	Rebounds	Fouls	TP	AS	TO	ST	Blocks	±
22 Jordan Minor	F 13:47	1-4	0-0	3-5	1 0 1 2	3 5	0	1	0	0	2	-8
2 Reece Beekman	G 30:15	3-10	1-3	0-0	0 3 3 3	2 1 7	2	3	0	0	0	-30
4 Andrew Rohde	G 15:56	0-2	0-2	0-0	0 1 1 1	0 0	1	2	0	0	0	-18
11 Isaac McKeenly	G 29:08	4-8	1-4	2-2	0 2 2 2	2 11	1	0	0	0	0	-25
13 Ryan Dunn	G 21:54	1-2	0-0	0-0	1 4 5 3	0 2	0	1	0	1	0	-18
9 Patrick Buchanan	17:19	0-5	0-0	0-0	1 4 5 3	0 0	0	0	0	2	0	-19
1 Dante Harris	24:04	3-8	0-2	0-0	0 3 3 0	1 6	2	1	2	0	0	-16
10 Taine Murray	13:05	1-3	0-0	0-0	1 0 1 0	2 0	0	0	0	0	0	-19
34 Jacob Groves	17:14	1-1	0-0	0-0	1 3 4 1	0 2	0	1	1	0	0	-16
35 Leon Bond III	09:46	1-4	0-0	0-0	1 2 2 1	2 0	1	0	0	0	0	-7
12 Elijah Gertrude	07:32	2-5	0-1	0-0	0 0 0 0	4 1	0	1	0	1	0	-4
<b>Team</b>					1 0 1	0	0	2	0	2	0	
<b>Totals</b>		17-52	2-12	5-7	7 21 28	16 6	41	7	12	4	3	-34

Virginia Tech - 75		Record: 15-11 (7-9)										
NO. Name	Min	FG	3P	FT	Rebounds	Fouls	TP	AS	TO	ST	Blocks	±
31 Robbie Beran	F 28:06	4-4	2-2	3-3	1 3 4 0	1 13	0	1	0	0	3	33
15 Lynn Kidd	C 18:25	5-5	0-0	4-4	1 6 7 1	6 14	0	0	1	1	0	24
0 Hunter Cattoor	G 24:59	2-6	2-4	0-0	0 2 2 1	0 6	1	0	1	0	0	18
2 MJ Collins	G 36:28	2-9	0-3	0-0	1 4 5 1	0 4	5	3	0	0	0	36
3 Sean Pedulla	G 28:21	2-8	0-4	4-4	0 5 0 5	0 8	1	0	1	0	1	22
23 Tyler Nickel	26:29	5-9	2-5	1-2	0 4 4 1	1 13	6	1	0	0	0	31
34 Mylajael Poteat	17:48	5-7	0-0	1-4	1 1 2 1	3 11	2	0	1	0	1	12
13 Jaydon Young	05:25	2-2	0-0	0-0	0 0 0 0	0 6	1	0	0	0	0	-4
5 Patrick Wessler	03:47	0-0	0-0	0-0	0 0 0 0	0 0	0	0	0	0	0	-2
10 Brandon Rechsteiner	03:47	0-0	0-0	0-0	0 1 1 0	0 0	0	1	0	0	0	-2
11 John Camden	03:47	0-1	0-1	0-0	0 0 0 0	0 0	0	0	0	0	0	-2
33 Michael Ward	01:19	0-1	0-1	0-0	0 0 0 0	0 0	0	0	0	0	0	-2
55 Conner Venable	01:19	0-1	0-1	0-0	0 0 0 0	0 0	0	0	0	0	0	-2
<b>Team</b>					1 1 2	0	0	2	0	2	0	
<b>Totals</b>		27-53	8-23									

# VIRGINIA TECH MEN'S BASKETBALL

## BOX SCORES

### GAME 29: WAKE FOREST

Official Basketball Box Score - Final <b>Wake Forest at Virginia Tech</b> 03/09/24 Cassell Coliseum, Blacksburg, Va. 2023-24 Men's Basketball															Game Time: 5:36 PM Game Duration: 1:48 Attendance: 8,925				
Record: 18-11 (10-8)															Officials: Bert Smith, Tony Chiazza, Jemel Spearman				
NO. Name	Min	FG	3P	FT	Rebounds	Fouls	TP	AS	TO	ST	Blocks	+	-						
11 Andrew Carr	F 28:44	2-7	1-3	2-2	0 3 3	4 3	7	1	3	0	2	0	-2						
4 Elton Reid	C 37:28	6-9	1-1	0-0	2 7 9	1 1	13	2	2	2	2	0	-13						
0 Kevin Miller	G 35:03	8-15	2-5	3-4	0 5 5	2 3	21	6	2	1	0	1	-5						
2 Cameron Hildreth	G 31:18	4-7	2-5	2-3	0 3 3	1 5	12	4	2	0	0	0	-6						
23 Hunter Sallis	G 29:58	5-12	1-4	0-0	2 3 5	3 1	11	2	1	2	0	0	-19						
20 Parker Friedrichsen	28:16	4-8	4-7	0-0	1 0 1	1 0	12	1	0	1	0	0	-7						
33 Matthew Marsh	02:32	0-0	0-0	0-0	0 0 0	1 0	0	0	1	0	0	0	2						
1 Marqus Marion	08:39	0-0	0-0	0-2	0 1 1	1 1	0	0	0	0	0	0	-5						
Team					2 0 2		0		0										
<b>Totals</b>	29:58	11:25	7:11	7 22	29	14	14	16	11	6	4	1	-11						

Technical Fouls: Reid 2<sup>nd</sup> 8<sup>th</sup> 21

Record: 16-13 (8-10)															Officials: Lee Cassel, Tony Henderson, Job Hartness				
NO. Name	Min	FG	3P	FT	Rebounds	Fouls	TP	AS	TO	ST	Blocks	+	-						
31 Robbie Beran	F 36:04	3-4	0-1	2-2	1 4 5	3 2	8	1	3	0	0	0	5						
15 Lynn Kidd	C 25:57	9-11	0-0	3-4	1 8 9	3 4	21	3	1	0	1	0	17						
0 Hunter Cattoor	G 37:28	9-15	5-10	3-4	0 3 3	0 1	26	2	0	1	0	0	13						
2 MJ Collins	G 33:44	5-7	1-1	0-1	0 1 1	2 2	11	5	2	1	0	0	8						
3 Sean Pedulla	G 35:29	6-12	3-5	0-0	2 2 4	2 2	15	6	1	3	0	2	13						
34 Mylajael Potat	14:03	2-4	0-0	2-3	0 0 0	3 2	6	1	2	0	0	2	-6						
23 Tyler Nickel	15:15	0-4	0-4	0-0	1 3 4	1 0	0	2	1	1	0	0	5						
Team					0 1 1		0		0										
<b>Totals</b>	34:57	9:21	10:14	5 22	27	14	13	87	20	10	6	1	4	11					

Technical Fouls: Reid 2<sup>nd</sup> 8<sup>th</sup> 21

<b>Shooting By Period</b> 1 <sup>st</sup> FG% 16-28 57.1% 3PT% 9-14 64.3% FT% 7-7 100.0% 2 <sup>nd</sup> FG% 13-30 43.3% 3PT% 2-11 18.2% FT% 2-4 50.0% GM FG% 29-58 50.0% 3PT% 11-25 44.0% FT% 7-11 63.6%		Dead Ball Rebounds: 2, 0	
--	--	--------------------------	--

<b>Shooting By Period</b> 1 <sup>st</sup> FG% 15-27 55.6% 3PT% 4-10 40.0% FT% 3-5 60.0% 2 <sup>nd</sup> FG% 19-30 63.3% 3PT% 5-11 45.5% FT% 7-9 77.8% GM FG% 34-57 59.6% 3PT% 9-21 42.9% FT% 10-14 71.4%		Dead Ball Rebounds: 0, 2	
---	--	--------------------------	--

<b>Points from Turnovers</b> Wake 13 Hokies 16		<b>Period by Period Scoring</b> 1st 2nd TOT Wake 46 30 76 Hokies 37 50 87	
--	--	--	--

<b>Biggest lead</b> Wake 15 (1 <sup>st</sup> 6:22) Hokies 16 (2 <sup>nd</sup> 4:30)		<b>Best Scoring Run</b> Wake 8 (1 <sup>st</sup> 15:45) Hokies 8 (1 <sup>st</sup> 1:52)	
---	--	--	--

<b>Lead Changes</b> 7		<b>Times Tied</b> 1	
--------------------------	--	------------------------	--

<b>Time with Lead</b> Wake 23:50 Hokies 15:18	
---	--

Game Notes: 8:21 (2nd) Class A Technical - Wake Forest #4

### GAME 30: LOUISVILLE

Official Basketball Box Score - Final <b>Virginia Tech at Louisville</b> 03/05/24 KFC Yum! Center, Louisville 2023-24 Men's Basketball															Game Time: 7:01 PM Game Duration: 1:52 Attendance: 10,544				
Record: 17-13 (9-10)															Officials: Lee Cassel, Tony Henderson, Job Hartness				
NO. Name	Min	FG	3P	FT	Rebounds	Fouls	TP	AS	TO	ST	Blocks	+	-						
31 Robbie Beran	F 31:26	4-8	4-7	0-2	2 4 6	3 2	12	3	1	1	1	0	22						
15 Lynn Kidd	C 18:23	4-7	0-0	3-6	2 7 9	3 4	11	0	1	1	0	0	9						
0 Hunter Cattoor	G 32:08	2-5	1-3	2-2	0 3 3	0 2	7	0	1	2	0	0	21						
2 MJ Collins	G 38:12	5-11	3-6	0-0	1 4 5	1 0	13	4	1	2	0	0	18						
3 Sean Pedulla	G 34:06	4-6	1-3	6-7	0 5 5	0 6	15	7	2	2	0	0	20						
34 Mylajael Potat	09:48	2-3	0-0	2-2	1 0 1	2 1	6	0	2	1	0	0	0						
23 Tyler Nickel	18:43	5-11	3-8	0-0	0 2 2	3 0	13	0	0	0	0	0	1						
13 Jaydon Young	07:52	1-3	1-2	0-0	0 0 0	0 0	3	1	0	1	0	0	-5						
10 Brandon Rechsteiner	05:54	0-0	0-0	0-0	0 0 0	0 0	0	0	0	0	0	0	-4						
5 Patrick Wessler	02:53	0-2	0-0	0-0	1 1 2	1 0	0	0	0	0	0	0	-3						
11 John Camden	00:35	0-0	0-0	0-0	0 0 0	0 0	0	0	0	0	0	0	1						
Team					0 1 1		0		0										
<b>Totals</b>	27:56	13:29	13:19	7 27	34	13	15	80	15	8	10	1	0	16					

Technical Fouls: NONE

Record: 8-22 (3-16)															Officials: Jamie Luckie, A.J. Desai, Jerry Heater				
NO. Name	Min	FG	3P	FT	Rebounds	Fouls	TP	AS	TO	ST	Blocks	+	-						
0 Mike James	F 34:09	6-13	3-7	1-1	1 3 4	3 1	16	1	1	1	0	0	-18						
5 Brandon Huntley-Hatfield	F 30:08	8-13	1-1	2-5	3 2 5	1 5	19	3	0	0	0	0	-5						
10 Kaleb Glenn	F 26:24	2-4	0-1	1-2	0 8 8	3 3	5	0	2	1	0	0	-22						
22 Tre White	G 28:19	1-6	0-2	0-0	1 4 5	3 1	2	1	2	0	0	0	-13						
55 Skyy Clark	G 12:24	0-2	0-1	0-0	0 0 0	3 0	0	2	2	1	0	1	-5						
4 Ty-Laur Johnson	27:01	4-7	2-4	0-1	0 1 1	2 1	10	4	3	1	0	0	-11						
1 Curtis Williams	07:48	1-6	1-4	0-0	0 0 0	0 0	3	0	0	0	0	0	-5						
23 Alexander Payne	18:47	2-3	2-3	0-0	2 4 6	0 1	6	0	1	0	0	0	1						
4 Emmanuel Okorofor	04:41	0-0	0-0	1-2	0 0 0	1 0	1	0	0	0	0	0	1						
13 Danilo Jovanovich	09:44	1-1	0-0	0-0	0 2 2	0 0	2	2	0	0	0	0	4						
33 Aidan McCool	00:35	0-0	0-0	0-0	0 0 0	0 0	0	0	0	0	0	0	0						
Team					0 0 0		0		0										
<b>Totals</b>	25:55	9:23	5:11	7 24	31	15	13	64	11	14	4	0	1	-18					

Technical Fouls: NONE

<b>Shooting By Period</b> 1 <sup>st</sup> FG% 12-26 46.2% 3PT% 4-12 33.3% FT% 3-5 60.0% 2 <sup>nd</sup> FG% 13-29 44.8% 3PT% 5-11 45.5% FT% 2-6 33.3% GM FG% 25-55 45.5% 3PT% 9-23 39.1% FT% 5-11 45.5%		Dead Ball Rebounds: 2, 0	
--	--	--------------------------	--

<b>Shooting By Period</b> 1 <sup>st</sup> FG% 17-32 53.1% 3PT% 8-16 50.0% FT% 7-9 77.8% 2 <sup>nd</sup> FG% 10-24 41.7% 3PT% 5-13 38.5% FT% 6-10 60% GM FG% 27-56 48.2% 3PT% 13-29 44.8% FT% 13-19 68.4%		Dead Ball Rebounds: 4, 0	
---	--	--------------------------	--

<b>Points from Turnovers</b> VT 15 LOU 14		<b>Period by Period Scoring</b> 1st 2nd TOT VT 49 31 80 LOU 31 33 64	
---	--	---	--

<b>Biggest lead</b> VT 23 (1 <sup>st</sup> 1:50) LOU 0 (1 <sup>st</sup> 20:00)		<b>Best Scoring Run</b> VT 8 (1 <sup>st</sup> 4:05) LOU 7 (1 <sup>st</sup> 12:51)	
--	--	---	--

<b>Lead Changes</b> 0		<b>Times Tied</b> 4	
--------------------------	--	------------------------	--

<b>Time with Lead</b> VT 39:09 LOU 00:00	
--	--

### GAME 31: NOTRE DAME

Official Basketball Box Score - Final <b>Notre Dame at Virginia Tech</b> 03/09/24 Cassell Coliseum, Blacksburg, VA 2023-24 Men's Basketball															Game Time: 2:30 PM Game Duration: 2:00 Attendance: 8,925				
Record: 12-19 (7-13)															Officials: Bill Covington Jr., Jerry Heater, Justin Portier				
NO. Name	Min	FG	3P	FT	Rebounds	Fouls	TP	AS	TO	ST	Blocks	+	-						
0 Carey Booth	F 26:25	2-6	2-5	2-2	0 5 5	4 1	8	0	2	0	1	0	7						
13 Tae Davis	F 32:52	4-8	0-1	5-5	3 3 6	2 5	13	3	0	1	0	0	-10						
14 Kebba Njie	F 18:01	2-2	0-0	0-0	1 4 5	2 0	4	2	0	1	0	0	-1						
3 Markus Burton	G 31:00	10-20	2-5	2-4	1 3 4	4 5	11	0	2	3	0	0	3						
11 Braeden Shrewsbury	G 32:41	4-6	0-2	2-4	0 1 1	1 2	10	2	3	0	0	0	13						
25 Matt Zona	08:47	1-1	0-0	1-2	0 0 0	3 1	3	0	0	1	0	0	4						
2 Logan Imes	26:35	1-4	1-2	0-0	0 4 4	3 1	3	1	0	0	0	0	-6						
20 J.R. Konieczny	03:06	0-1	0-0	0-0	0 0 0	1 1	0	0	0	0	0	0	-6						
1 Julian Roper II	20:33	4-6	2-2	1-2	0 2 2	2 1	11	0	0	1	0	2	0						
Team					0 1 1		0		0										
<b>Totals</b>	28:54	7:17	13:19	5 23	28	22	15	76	12	10	5	1	6	-6					

Technical Fouls: NONE

Record: 18-13 (10-10)															Officials: Jamie Luckie, A.J. Desai, Jerry Heater				
NO. Name	Min	FG	3P	FT	Rebounds	Fouls	TP	AS	TO	ST	Blocks	+	-						
31 Robbie Beran	F 22:09	1-6	0-3	0-0	3 3 6	4 1	2	3	0	1	3	1	11						
34 Mylajael Potat	F 19:59	3-5	0-0	2-5	4 4 8	1 3	8	2	2	0	0	0	2						
0 Hunter Cattoor	G 34:21	2-8	1-6	4-4	0 0 0	3 2	9	3	3	0	0	0	13						
2 MJ Collins	G 38:22	4-10	3-7	4-5	2 6 8	2 3	15	4	2	2	0	0	3						
3 Sean Pedulla	G 35:41	12-21	0-5	4-5	2 4 6	1													



## BOX SCORES

### GAME 33: RICHMOND

### GAME 34: OHIO STATE



Official Basketball Box Score - Final  
**Richmond at Virginia Tech**  
 03/19/24 Cassell Coliseum, Blacksburg, Va.  
 2024 National Invitation Tournament - First Round  
 Officials: Raymond Styons Jr, Kelen Miner, Adam Flere

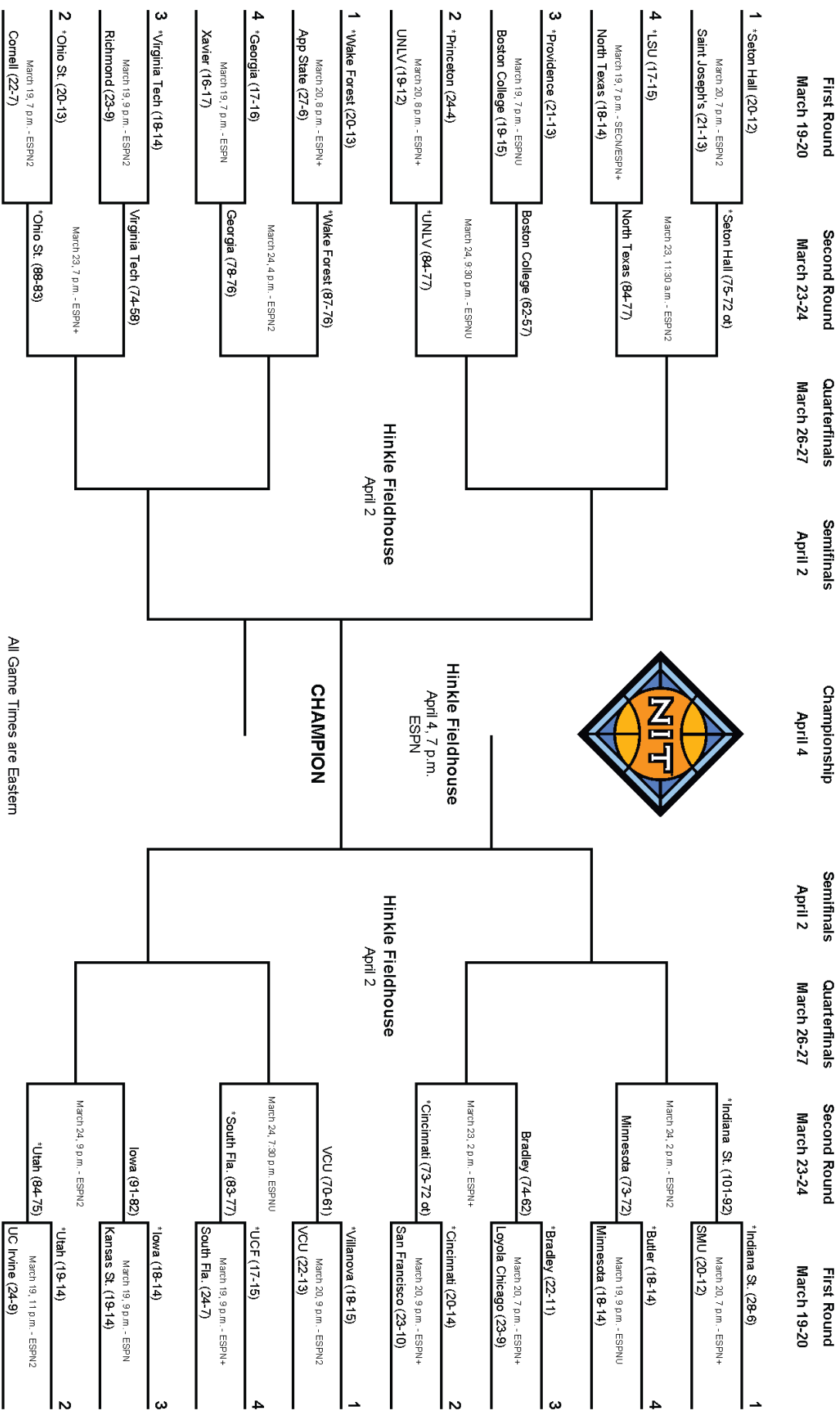
Game Time: 9:05 PM  
 Game Duration: 1:51  
 Attendance: 3,183

Richmond - 58													Record: 23-10				
NO.	Name	Min	FG	3P	FT	Rebounds	Fouls	TP	AS	TO	ST	Blocks	+/-	Shooting By Period			
			M-A	M-A	M-A	OR DR TOT	PF FD					BS BA		1 <sup>st</sup> FG%	11-31	35.5%	
24	Isalah Bigelow	F 32:19	6-18	1-7	2-2	2 5 7	3 2	15	0	0	0	0	1	-4	3 <sup>rd</sup> FG%	4-11	36.4%
32	Neal Quinn	C 29:10	3-11	0-0	0-0	1 2 3	3 1	6	2	3	0	1	0	-9	FT%	2-2	100%
2	Jordan King	G 37:32	2-9	1-6	1-2	0 6 6	4 2	6	4	3	1	0	0	-15	2 <sup>nd</sup> FG%	12-30	40.0%
3	Delonnie Hunt	G 32:24	2-7	2-4	0-0	0 5 5	2 1	6	2	1	1	0	1	-19	3 <sup>rd</sup> FT%	2-11	18.2%
4	Dj Bailey	G 34:57	6-8	1-1	2-4	0 1 1	3 2	15	2	0	0	0	0	-13	FT%	4-7	57.1%
12	Mikkel Tyne	10:04	1-2	1-2	0-0	0 0 0	0 0	3	0	1	0	0	0	2	GM FG%	23-61	37.7%
21	Mike Watz	10:50	2-3	0-1	2 1 3	1 2 5	2 0 1	1	1	0	7				3 <sup>rd</sup> FT%	6-22	27.3%
9	Tyler Harris	12:44	1-3	0-2	0-0	1 0 1	1 0 2	0	0	0	1	0	-15	FT%	5-9	66.7%	
Team						3 0 3		0						Dead Ball Rebounds: 2, 1			
<b>Totals</b>			23-61	6-22	6-9	9 20 29	17 10	58	12	8	3	3	2	-18			

Virginia Tech - 74													Record: 19-14				
NO.	Name	Min	FG	3P	FT	Rebounds	Fouls	TP	AS	TO	ST	Blocks	+/-	Shooting By Period			
			M-A	M-A	M-A	OR DR TOT	PF FD					BS BA		1 <sup>st</sup> FG%	13-31	41.9%	
31	Robbie Beran	F 22:29	0-3	0-2	0-0	0 6 6	2 1 0	1	0	1	1	1	0	14	3 <sup>rd</sup> FT%	3-12	25.0%
15	Lynn Kidd	C 24:54	9-10	0-0	2-2	2 6 8	0 1 20	0	2	0	0	0	0	10	FT%	4-4	100%
0	Hunter Cattoor	G 35:17	2-12	2-7	4-4	0 4 4	1 3 10	2	1	0	0	1	16	2 <sup>nd</sup> FG%	13-23	56.5%	
2	MJ Collins	G 35:17	5-10	4-6	1-2	1 5 6	0 1 15	1	2	2	0	0	16	3 <sup>rd</sup> FT%	4-6	66.7%	
3	Sean Pedulla	G 36:36	5-12	1-3	6-6	0 1 1	3 7 17	7	1	1	0	1	15	FT%	11-13	84.6%	
23	Tyler Nickel	17:31	1-1	0-0	1-1	0 1 1	1 2 3	1	0	0	0	0	2	GM FG%	26-54	48.1%	
34	Mylyjael Poteat	13:59	3-5	0-0	1-2	4 2 6	2 2 7	1	2	0	1	1	6	3 <sup>rd</sup> FT%	7-18	38.9%	
13	Jaydon Young	09:35	1-1	0-0	0-0	0 2 2	1 0 2	2	0	0	0	0	0	0	FT%	15-17	88.2%
10	Brandon Rechsteiner	02:08	0-0	0-0	0-0	0 0 0	0 0 0	0	0	0	0	0	1	Dead Ball Rebounds: 1, 1			
5	Patrick Wessler	01:07	0-0	0-0	0-0	0 0 0	0 0 0	0	0	0	0	0	0	0			
11	John Camden	01:07	0-0	0-0	0-0	0 0 0	0 0 0	0	0	0	0	0	0	0			
Team						1 2 3		0									
<b>Totals</b>			26-54	7-18	15-17	8 29 37	10 17 74	15	8	4	2	3	16				

UR		Hokies		Points from		Turnovers		Period by Period Scoring	
Biggest lead	9 (1 <sup>st</sup> 11:06)	16 (2 <sup>nd</sup> 1:07)	UR	Hokies	1st	2nd	TOT	UR	Hokies
Best Scoring Run	11 (1 <sup>st</sup> 11:06)	9 (1 <sup>st</sup> 0:21)	34	32	28	30	58	28	30
Lead Changes	4		8	7	33	41	74		
Times Tied	5		0	0					
Time with Lead	12:00	21:50	10	12					

# 2024 NATIONAL INVITATION TOURNAMENT



Hinkle Fieldhouse  
April 2

CHAMPION

Hinkle Fieldhouse  
April 4, 7 p.m.  
ESPN

Hinkle Fieldhouse  
April 2

All Game Times are Eastern  
\*Indicates Host Institution

©2024 NIT, LLC

COLLEGE BASKETBALL'S BEGINNING



**0**  
**HUNTER CATTOOR**  
 GR. • G • 6-3 • 200  
 ORLANDO, FLA.  
 BISHOP MOORE



**2**  
**MJ COLLINS**  
 SO. • G • 6-4 • 195  
 CLOVER, S.C.  
 COMBINE ACADEMY



**3**  
**SEAN PEDULLA**  
 JR. • G • 6-1 • 195  
 EDMOND, OKLA.  
 EDMOND MEMORIAL



**4**  
**MEKHI LONG**  
 GR. • F • 6-7 • 200  
 BRYANS ROAD, MD.  
 OLD DOMINION



**5**  
**PATRICK WESSLER**  
 R-FR. • C • 7-0 • 255  
 MATTHEWS, N.C.  
 COMBINE ACADEMY



**10**  
**BRANDON RECHSTEINER**  
 FR. • G • 6-1 • 185  
 ACWORTH, GA.  
 ETOWAH



**11**  
**JOHN CAMDEN**  
 R-SO. • F • 6-8 • 220  
 DOWNINGTOWN, PA.  
 BREWSTER ACADEMY



**13**  
**JAYDON YOUNG**  
 FR. • G • 6-4 • 205  
 GOLDSBORO, N.C.  
 GREENSBORO DAY SCHOOL



**15**  
**LYNN KIDD**  
 SR. • C • 6-10 • 235  
 GAINESVILLE, FLA.  
 CLEMSON



**23**  
**TYLER NICKEL**  
 SO. • G/F • 6-7 • 220  
 HARRISONBURG, VA.  
 NORTH CAROLINA



**31**  
**ROBBIE BERAN**  
 GR. • F • 6-9 • 215  
 RICHMOND, VA.  
 NORTHWESTERN



**33**  
**MICHAEL WARD**  
 SO. • G • 6-2 • 175  
 BETHESDA, MD.  
 WALT WHITMAN



**34**  
**MYLYJAEEL POTEAT**  
 SR. • F • 6-9 • 265  
 REIDSVILLE, N.C.  
 RICE



**55**  
**CONNER VENABLE**  
 FR. • G • 6-3 • 190  
 WASHINGTON, D.C.  
 THE HEIGHTS SCHOOL



**MIKE YOUNG**  
 HEAD COACH  
 5TH SEASON



**J.D. BYERS**  
 ASSISTANT COACH  
 1ST SEASON



**KEVIN GILTNER**  
 ASSISTANT COACH  
 5TH SEASON



**CHRISTIAN WEBSTER**  
 ASSISTANT COACH  
 8TH SEASON