



# MARYLAND EASTERN SHORE



## 2018-19 MEN'S BASKETBALL

GAME 14: MARYLAND EASTERN SHORE at VIRGINIA TECH  
FRIDAY, DECEMBER 28, 2018 | CASSELL COLISEUM | BLACKSBURG, VA | 7:00 PM ET

### GAME DAY INFORMATION

#### BROADCAST INFORMATION

Radio: Fox Sports 960 AM WTGM  
Live Audio: [www.EasternShoreHawks.com](http://www.EasternShoreHawks.com)  
Voice of the Hawks: Will DeBoer

#### HAWKS SCHEDULE 1-12 (0-0, MEAC)

Tue.	Nov. 6	Georgetown	L 68-53
Sat.	Nov. 10	North Carolina State	L 95-49
<b>Tue.</b>	<b>Nov 13</b>	<b>Longwood</b>	<b>L 66-63</b>
Sat.	Nov. 17	North Texas	L 68-34
Tues.	Nov. 20	Mercer	L 80-42
<b>Sat.</b>	<b>Nov. 24</b>	<b>Central Penn</b>	<b>W 77-52</b>
Tue.	Nov. 27	St. John's	L 85-64
<b>Fri.</b>	<b>Nov. 30</b>	<b>Delaware</b>	<b>L 71-62</b>
Sun.	Dec. 2	East Carolina	L 70-47
Thu.	Dec. 13	Duquesne	L 72-57
Sat.	Dec. 15	Pittsburgh	L 78-43
Thu.	Dec. 20	Winthrop	L 88-74
Sat.	Dec. 22	American	L 82-58
Fri.	Dec. 28	Virginia Tech	7:00 PM
<b>Mon.</b>	<b>Dec. 31</b>	<b>Chestnut Hill</b>	<b>1:00 PM</b>
Sat.	Jan. 5	Morgan State*	4:00 PM
<b>Mon.</b>	<b>Jan. 7</b>	<b>Howard*</b>	<b>7:30 PM</b>
<b>Sat.</b>	<b>Jan. 12</b>	<b>N.C. Central*</b>	<b>4:00 PM</b>
<b>Mon.</b>	<b>Jan. 14</b>	<b>N.C. A&amp;T State*</b>	<b>7:30 PM</b>
Sat.	Jan. 19	Florida A&M*	4:00 PM
Mon.	Jan. 21	Bethune-Cookman*	7:30 PM
Sat.	Jan. 26	Norfolk State*	4:00 PM
Mon.	Jan. 28	Howard*	7:30 PM
<b>Sat.</b>	<b>Feb. 2</b>	<b>S.C. State*</b>	<b>4:00 PM</b>
<b>Mon.</b>	<b>Feb. 4</b>	<b>Savannah State*</b>	<b>7:30 PM</b>
Sat.	Feb. 9	N.C. Central*	4:00 PM
Mon.	Feb. 11	N.C. A&T State*	7:30 PM
<b>Sat.</b>	<b>Feb. 16</b>	<b>Coppin State*</b>	<b>4:00 PM</b>
Sat.	Feb. 23	Delaware State*	4:00 PM
<b>Mon.</b>	<b>Mar. 4</b>	<b>Morgan State</b>	<b>7:30 PM</b>
<b>Thu.</b>	<b>Mar. 7</b>	<b>Delaware State*</b>	<b>7:30 PM</b>
Mon.	Mar. 11	MEAC Tournament^	TBA

\* = MEAC Conference Game    ^ = Neutral Site Game  
All times are Eastern and subject to change  
All home games in **BOLD**



Eastern Shore (1-12, 0-0 MEAC)

Virginia Tech (10-1, 0-0 ACC)

#### HAWKS FACTS

**2017-18:** 7-25 (3-13, MEAC)  
**Head Coach:** Clifford Reed  
**Alma Mater:** Bethune-Cookman '91  
**At The Shore:** 1-12 (1st Season)  
**Career:** 126-179 (11th Season)

#### HOKIES FACTS

**2017-18:** 21-12 (10-8, ACC)  
**Head Coach:** Buzz Williams  
**Alma Mater:** Oklahoma City U '94  
**At VT:** 84-61 (5th Season)  
**Career:** 237-147 (11th Season)

#### 2018-2019 Quick Shots...

- Eastern Shore returns from the Christmas holiday with a road showdown at Virginia Tech. The Hawks lost at American 82-58 last Saturday.
- In his first game since March 2017, Isaac Taylor scored 11 points with three rebounds in 18 minutes off the bench for The Shore. Gabriel Gyamfi led the team with a season-high 13 points and eight boards.
- The Hawks and Hokies meet for the third straight season and ninth time overall. Virginia Tech easily dispatched Eastern Shore 93-40 last Dec. 10 in Blacksburg. Hawk assistant Ace Custis has his number 20 retired in Cassell Coliseum.

#### Notable Numbers...

# 653

Days between games for Isaac Taylor (3/10/17 through 12/22/18)

# 23.0

MPG for Colen Gaynor in 2017-18 (13 pts, 20 min in season debut 12/20)

# 29

Consecutive road losses for the Hawks (last win: 2/25/17 at DelState)

#### EASTERN SHORE PROBABLE STARTERS



#1 Ryan Andino  
G.S. Guard, 6-2/180  
Ft. Lauderdale, Fla.

Pts: 12.1  
Reb: 1.6  
Ast: 0.5  
Min: 28.5



#3 Canaan Bartley  
So. Guard, 6-1/175  
Miami, Fla.

Pts: 3.5  
Reb: 3.5  
Ast: 1.0  
Min: 24.0



#13 Bryan Urrutia  
Jr. Guard, 6-1/206  
El Paso, Texas

Pts: 7.2  
Reb: 3.5  
Ast: 4.5  
Min: 32.0



#15 Tyler Jones  
Jr. Forward, 6-7/200  
Atlantic City, N.J.

Pts: 6.9  
Reb: 2.1  
Ast: 0.7  
Min: 21.7



#22 Gabriel Gyamfi  
Jr. Guard, 6-6/185  
Brampton, Ont.

Pts: 4.0  
Reb: 4.2  
Ast: 0.5  
Min: 21.3



@ESHawksHoops ESHawks



eshawks

**2018-19 QUICK FACTS**

Location ..... Princess Anne, Md.  
 Founded ..... 1886  
 Enrollment ..... 4,000  
 Nicknames ..... Hawks, The Shore  
 Colors ..... Maroon (7421c)/Gray (8)  
 Official Mascot ..... Harry the Hawk  
 Affiliation ..... NCAA Division I  
 Conference ..... Mid-Eastern Athletic  
 Facility ..... Hytche Athletic Center (5,500)  
 President ..... Dr. Heidi M. Anderson  
 Director of Athletics ..... Keith Davidson

**COACHING STAFF**

Interim Head Coach ..... Clifford "Cliff" Reed  
 Record at The Shore ..... 1-12/1<sup>st</sup> yr.  
 Alma Mater ..... Bethune-Cookman '91  
 Assistant Coach ..... Adrian "Ace" Custis  
 Alma Mater ..... Virginia Tech '97  
 Assistant Coach ..... Raheem Waller  
 Alma Mater ..... South Carolina State '99

Basketball Office Phone ..... (410) 651-6541  
 Basketball Office Fax ..... (410) 651-7600

**TEAM INFORMATION**

2017-18 Record ..... 7-25  
 MEAC Record/Finish ..... 3-13/12<sup>th</sup>  
 Letterwinners Returning/Lost ..... 5/6  
 Starters Returning/Lost ..... 2/3  
 Newcomers ..... 7

**EASTERN SHORE MEDIA RELATIONS**

SID/MBB Contact ..... Ralan Wardlaw  
 Office Phone ..... (410) 651-2353  
 Email ..... rgwardlaw@umes.edu  
 Website ..... easternshorehawks.com

**PROMOTING WITHIN:** Clifford "Cliff" Reed was named interim head coach on March 27, 2018, the 20th head coach in Maryland Eastern Shore men's basketball history. He spent the last four years on the Hawk sidelines as an assistant, including three as associate head coach. Working under former head coach Bobby Collins, Reed and the Hawks went 49-82 (30-34 MEAC), including an 18-15 campaign in 2014-15 and a MEAC Tournament semifinals berth in 2016-17.

**MIX AND MINGLE:** The Hawks return active five players from their 2017-18 team, including leading scorer Tyler Jones (12.1). Returning to action are three starters from the 2016-17 squad (Andino, Caldwell, Taylor) who missed last season with injuries. Joining them are seven JUCO and graduate transfers. Heading the newcomers are point guard Bryan Urrutia, whose 8.0 assists per game ranked fifth in the NJCAA, and forward AJ Cheeseman, who posted nearly 14 points and 6.5 rebounds per game at Gordon State (Ga.) College.

**ONE LAST RIDE:** Graduate student guard Ryan Andino enters his fifth and final year with the Eastern Shore program. The Ft. Lauderdale native burst onto the scene in 2014-15, winning MEAC Rookie of the Year and leading the league in three-point percentage (.421). Andino was a preseason All-MEAC second team selection last year before a season-ending injury. He enters 2018-19 with a career .383 three-point percentage and became the 10th member of the Eastern Shore 1,000-point club with a second-half three pointer at Pittsburgh on Dec. 15 (1,023 career points).

**MEDIC!:** Eastern Shore forward Isaac Taylor played in his first game in 21 months on Dec. 22 at American. Top post player A.J. Cheesman missed the last two with an upper-body injury. Starting point guard Bryan Urrutia returned to action last Thursday after missing three games with a lower-body injury. Derrick Green has been out since the first week of the season, while Marlon Adams and Justice Bartley have not stepped on the court this season. Short benches are nothing new in Princess Anne: last season, the Hawks lost three of their four returning starters to assorted preseason ailments that kept them out for the year.

**FANCY SEEING YOU:** Including Sunday's game against East Carolina, Eastern Shore has played four games this season against first-time opponents. The Hawks laced up for the first time against North Texas (Nov. 17), Mercer (Nov. 20), and Delaware (Nov. 30) and will begin a new series against Central Penn on Dec. 31. Three other scheduled opponents (N.C. State, St. John's, Winthrop) had not faced Eastern Shore in over a decade.

**UNIV. OF MARYLAND EASTERN SHORE NUMERICAL ROSTER**

No.	Name	Pos.	Yr.	Ht.	Wt.	Hometown / Previous School
0	Marlon Adams	F	Jr.	6-6	220	Middletown, N.Y. / Gulf Coast S.C. (Fla.)
1	Ryan Andino	G	G.S.	6-2	180	Ft. Lauderdale, Fla. / Fishburne Military
2	Derrick Green	G	Jr.	6-3	200	Baltimore, Md. / Howard College
3	Canaan Bartley	G	So.	6-1	175	Miami, Fla. / St. Petersburg College
4	Colen Gaynor	G	R-So.	6-5	185	Berlin, Md. / Mount Zion Baptist Christian
10	Montraz Oliver	G	R-So.	6-2	150	Princess Anne, Md. / Washington H.S.
11	Ahmad Frost	G	R-Jr.	6-0	190	Cincinnati, Ohio / Fishburne Military
12	A.J. Cheeseman	F	Jr.	6-7	225	Snellville, Ga. / Gordon State
13	Bryan Urrutia	G	Jr.	6-1	206	El Paso, Texas / Cochise College (Ariz.)
15	Tyler Jones	F	Jr.	6-7	200	Atlantic City, N.J. / Holy Spirit H.S.
20	Dontae Caldwell	G	R-Jr.	6-5	195	Los Angeles, Calif. / Bull City Prep
22	Gabriel Gyamfi	G	Jr.	6-6	185	Brampton, Ont. / Colby C.C. (Kan.)
24	Justice Bartley	G/F	G.S.	6-6	204	Lilburn, Ga. / Virginia
35	Isaac Taylor	F	R-Jr.	6-8	250	Wachapreague, Va. / Montrose Christian

**Head Coach:** Clifford "Cliff" Reed (Bethune-Cookman '91)

**Assistant Coaches:** Adrian "Ace" Custis, Raheem Waller

#1 Ryan ANDINO	ann-DEE-no
#3 CANAAN Bartley	CAY-nun
#4 COLEN GAYNOR	COLL-in GAIN-er
#10 MONTRAZ Oliver	mon-TREZ
#11 AHMED Frost	uh-MOD
#13 Bryan URRUTIA	urr-ROO-tee-uh
#22 Gabriel GYAMFI	GYM-fee

**By Class**

Freshman	0
Sophomore	3
Junior	9
Senior	0
Graduate	2

**By Position**

Guards	10
Forwards	4

**By State/Country**

California	1
Florida	2
Georgia	2
Maryland	3
New Jersey	1
New York	1
Ohio	1
Texas	1
Virginia	1
Canada	1

**2018-19 TALE OF THE TAPE**

	Hawks	Hokies
Record	1-11	10-1
Scoring Offense	55.6	81.2
Scoring Defense	75.0	58.1
FG%	.368	.502
FG% Defense	.465	.397
3PT%	.270	.435
Free Throw %	.687	.727
Rebound Average	29.4	34.4
Opp. Rebound Avg.	40.8	29.9
Assist Average	9.6	17.5
Turnover Average	13.5	12.2
Steal Average	7.3	8.1
Block Average	1.9	2.9

**HOKIES LEADERS**

**Points**

Nickeil Alexander-Walker - 18.5 PPG  
Justin Robinson - 14.5 PPG

**Rebounds**

Kerry Blackshear, Jr. - 5.7 RPG  
Ty Outlaw - 5.6 RPG

**Assists**

Justin Robinson - 5.9 APG  
Nickeil Alexander-Walker - 3.8 APG

**Steals**

Nickeil Alexander-Walker - 2.5 SPG  
Justin Robinson - 1.8 SPG

**Blocks**

Kerry Blackshear, Jr. - 0.9 BPG  
3 Players - 0.5 BPG



**Virginia Tech Hokies**

**2017-18 Record:** 21-12 (10-8, 7th in ACC)

[Lost 86-83 to No. 9 Alabama in NCAA Tournament 1st Round]

**2018-19 Record:** 10-1 (0-0, ACC)

**All-Time Series:** Virginia Tech leads 8-0

**LAST MEETING (DEC. 10, 2017):** The Hokies blitzed the Hawks with 60 percent shooting in the first half on the way to a 93-40 win. Chris Clarke led all scorers with 18 points off the bench for VT. Just two of Eastern Shore's eight players from that game are still on the active roster (Frost, Jones).

**A BUZZ IN BLACKSBURG:** Virginia Tech is off to another fast start under fifth-year head coach Buzz Williams. The Hokies are coming off back-to-back NCAA Tournament appearances since 1985 and 1986. VT was picked to finish fifth in the ACC preseason poll; last year the Hokies beat three national Top-10 teams in conference play, including dealing eventual ACC double champion Virginia its only league loss.

**THE ONE TO WATCH:** Sophomore guard Nickeil Alexander-Walker has picked up the slack for a Hokie squad that graduated three key seniors. The Toronto native leads the ACC in steals per game while ranking fifth in scoring and 12th in rebounding. Alexander-Walker earned ACC Player of the Week honors on Nov. 18 after scoring 20-plus points in all three of VT's wins at the Charleston Classic; he has since been named to the Oscar Robertson Trophy Midseason Watch List.

**ACE OF CASSELL:** Shore assistant coach Ace Custis is back at the home of legendary college basketball career. Custis played for Virginia tech from 1993-97, finishing with 1,706 points and 1,777 rebounds. He helped lead the Hokies to the 1995 NIT championship and was named all-conference each of his final three seasons. Virginia Tech retired Custis' number 20 in 2007, making him just the fourth former Hokie to earn the recognition.

**VIRGINIA TECH NUMERICAL ROSTER**

NO	NAME	Pos.	Yr.	Ht.	Wt.	Hometown / Previous School
1	Isaiah Wilkins	G	Fr.	6-3	230	Winston-Salem, N.C. / Mt. Tabor H.S.
3	Wabissa Bede	G	So.	6-1	195	North Andover, Mass. / Cushing Acad.
4	Nickeil Alexander-Walker	G	So.	6-5	205	Toronto, Ont. / Hamilton Heights Christ.
5	Justin Robinson	G	Sr.	6-2	195	Manassas, Va. / St. James School (Md.)
10	Jonathan Kabongo	G	Fr.	6-4	195	Toronto, Ont. / Thornlea Academy
11	Brendan Palmer	G	Fr.	6-3	190	Lewisville, N.C. / Forsyth Country Day
13	Ahmed Hill	G	G.S.	6-5	210	Augusta, Ga. / Aquinas HS
14	P.J. Horne	F	So.	6-5	230	Tifton, Ga. / Tift County HS
21	Landers Nolley II	G/F	Fr.	6-7	230	Fairburn, Ga. / Langston Hughes H.S.
23	Tyrece Radford	G	Fr.	6-2	195	Baton Rouge, La. / McKinley H.S.
24	Kerry Blackshear, Jr.	F	R-Jr.	6-10	250	Orlando, Fla. / Maynard Evans H.S.
42	Ty Outlaw	G/F	G.S.	6-6	220	Roxboro, N.C. / Lee College

**Head Coach:** Buzz Williams (Oklahoma City '94)

**Assistant Coaches:** Jamie McNeilly, Christian Webster, Devin Johnson

Location .....	Blacksburg, Va.
Founded .....	1872
Enrollment .....	30,598
Conference .....	Atlantic Coast
Nickname.....	Hokies

**By Class**

Freshman .....	5
Sophomore .....	3
Junior.....	1
Senior/Grad .....	3

**By Position**

Guard.....	10
Forward/Center.....	2

**By State/Country**

Florida.....	1
Georgia.....	3
Louisiana.....	1
Massachusetts.....	1
North Carolina .....	3
Virginia.....	1

Canada.....	2
-------------	---



**Interim Head Coach Cliff Reed**

Hometown: Ormond Beach, Fla.  
 College: Bethune-Cookman, '91  
 1<sup>st</sup> Season at Eastern Shore (1-12)  
 11<sup>th</sup> as collegiate head coach (126-179)

Clifford Reed, Jr. was named the Interim Head Coach of the men's basketball program on March 27, 2018, becoming the 20th head coach in Maryland Eastern Shore history. Reed had spent the previous four seasons on the Hawks' sidelines as an assistant to former head coach Bobby Collins, including three as associate head coach.

The Ormond Beach, Fla., native came to The Shore with an extensive background in coaching as he has been manning basketball sidelines for over 20 years. His tenure has included coaching stints at three different collegiate institutions. Reed is one of the most respected coaches in the nation and he has experience building championship teams from the ground up.

Prior to joining the Hawks, Reed served as an assistant coach at Savannah State in 2013-14, winning 13 games. He was with Georgia Southern for the year prior and led the Eagles to 14 wins overall, seven of which were in the Southern Conference. Reed helped lead those respective teams to first-round wins in their conference basketball tournaments.

Reed spent over 10 years as the head coach of Bethune-Cookman University, his alma mater, from 2001-11. In 291 games leading the Wildcats, Reed posted a 125-166 record, the last three of which were all winning seasons. He led the Wildcats to consecutive 17-16 years in 2008-09 and 2009-10. The longtime

Florida resident took BCU to its first MEAC Regular Season Championship in 2010-11 as the Wildcats finished 21-13 (13-3) that season. The team had a seven-game winning streak to end the regular season and earned a spot in the NIT against Virginia Tech. The accomplishments elevated Reed to being named MEAC Coach of the Year and NABC District 15 Coach of the Year in 2011.

In his early years at BCU, Reed helped the Wildcats to their first win over a power conference foe, when the Wildcats defeated South Florida, 75-68, in 2005. It was in 2005 where Reed and the Wildcats provided BCU with its first winning seasons in 25 years of Division I play. He was named Collegiateinsider.com Coach of the Year in 2005-06.

Before he was the head coach at BCU, Reed served as an assistant coach at his alma mater for four seasons from 1997-2001. Reed began his coaching career at Atlantic High School (Fla.) and was the head coach for three years from 1994-97. He led the team to back-to-back District 8 titles on the Class 4A level.

He played two seasons at Bethune-Cookman from 1989-1991 and was named to the MEAC Second Team his senior year. He set the single-game school record for three-pointers made (seven) and scored over 1,200 points in two seasons with the Wildcats. Reed transferred to BCU from St. Johns River Community College, where he averaged 18 ppg over two seasons. He was also named to the Mid-Florida All-Conference team in 1985.

Reed graduated from Bethune-Cookman with a Bachelor of Arts degree in Physical Education. He would later attain his graduate degree from Concordia University in 2011 with a Masters in Coaching and Athletic Administration.

**REED AS A HEAD COACH**


Year	School	Record	Win%	Conf.	Win%	Notes
2001-02	Bethune-Cookman	6-5	.600	5-4	.556	
2002-03	Bethune-Cookman	8-22	.267	5-13	.278	
2003-04	Bethune-Cookman	8-21	.276	7-11	.389	
2004-05	Bethune-Cookman	13-17	.433	6-12	.333	
2005-06	Bethune-Cookman	15-15	.500	11-7	.611	
2006-07	Bethune-Cookman	9-21	.300	6-12	.333	
2007-08	Bethune-Cookman	11-21	.344	5-11	.313	
2008-09	Bethune-Cookman	17-16	.515	9-7	.563	
2009-10	Bethune-Cookman	17-16	.515	7-9	.438	
2010-11	Bethune-Cookman	21-13	.618	13-3	.813	MEAC regular season champs, NIT, MEAC, NABC Dist. 15 Coach of the Year
<b>10 Seasons</b>	<b>Bethune-Cookman</b>	<b>125-167</b>	<b>.428</b>	<b>74-89</b>	<b>.454</b>	<b>1x MEAC champ, 1x Coach of Yr.</b>
2017-18	Eastern Shore	1-12	.077	0-0	.000	
<b>11 Seasons</b>	<b>2 Schools</b>	<b>126-179</b>	<b>.413</b>	<b>74-89</b>	<b>.454</b>	<b>1x Conf. Champ, 1x Postseason</b>




**COVERING US**

We are the University of Maryland Eastern Shore. When referring to us on second reference, please feel free to use Maryland Eastern Shore (no hyphen), Eastern Shore, The Shore, or Hawks. Please refrain from using the acronym UMES.

E. SHORE RECORD WHEN...	
<b>HOME-ROAD SPLITS</b>	
Home	1-2
Road	0-10
Neutral	0-0
Overtime	0-0
Double OT	0-0
<b>POINTS</b>	
Games decided by 1-3 pts.	0-1
Games decided by 4-10 pts.	0-1
Games decided by 11-19 pts.	0-3
Games decided by 20+ pts.	1-7
<b>SCORE</b>	
Leading at half	1-0
Tied at half	0-0
Trailing at half	0-12
Leading with 5 minutes left	1-0
Tied with 5 minutes left	0-0
Trailing with 5 minutes left	0-12
Scores 70+ pts.	1-1
Scores under 70 pts.	0-11
Opponent scores 70+ pts.	0-9
Opponent scores under 70 pts.	1-3
<b>SHOOTING %</b>	
Shoots 45% or better	1-2
Shoots under 45%	0-10
Shoots better than opponent	1-1
Opponent shoots under 45%	1-4
Opponent shoots 45% or better	0-8
<b>REBOUNDING</b>	
Outrebounds opponent	1-0
Outrebounded by opponent	0-12
30+ rebounds	1-5
40+ rebounds	0-0
<b>FREE THROW SHOOTING</b>	
Shoots 70% or better	1-7
Shoots 80% or better	0-2
Shoots under 70%	0-5
Shoots under 60%	0-2
<b>ASSISTS/TURNOVERS</b>	
15+ more assists	1-1
20+ more assists	1-0
More assists than opponent	1-1
Opponent has more assists	0-11
15+ turnovers	0-7
Under 15 turnovers	1-5
More turnovers than opponent	0-8
Opponent has more turnovers	1-3
<b>MONTH-TO-MONTH</b>	
November	1-7
December	0-5
January	0-0
February	0-0
March	0-0
<b>DAY-TO-DAY</b>	
Monday	0-0
Tuesday	0-4
Wednesday	0-0
Thursday	0-2
Friday	0-1
Saturday	1-4
Sunday	0-1

ASSISTANT COACHES	
<b>Assistant Coach</b>	
<p><b>Adrian "Ace" Custis</b> enters his 5th season on the sidelines at Eastern Shore. This year will mark the fifth season for Custis as an assistant at the collegiate level.</p> <p>Custis joined Eastern Shore after having spent the previous season as an assistant coach at Virginia State.</p> <p>Custis played professional basketball for 15 seasons. He originally was signed to a free-agent deal by the Dallas Mavericks in 1997, before playing in the domestic Central Basketball Association and United States Basketball League. He then took his talents overseas, playing in Japan, the Philippines, Qatar, Lebanon, Syria, and Indonesia, before retiring in 2012.</p> <p>Custis was a four-year standout at Virginia Tech, leading the Hokies to the 1995 NIT title and a 1996 NCAA Tournament berth. He was the third player (fourth overall) in VT history to score 1,000 points and bring down 1,000 rebounds. His No. 20 jersey was retired during his senior year in 1997, where it hangs beside those of Bimbo Coles (12), Dell Curry (30), and Allan Bristow (44).</p> <p>Ace graduated from Virginia Tech in 1997 with a degree in marketing.</p>	
<b>Assistant Coach</b>	
<p><b>Raheem Waller</b> begins his 1st season at Eastern Shore.</p> <p>Waller comes to Eastern Shore after three seasons as head coach at Buford High School (S.C.). He led his team to two playoff appearances and was once named Region Coach of the Year.</p> <p>At the collegiate level Waller has made stops on the sidelines of seven NCAA Division I and II programs, including MEAC outfits Florida A&amp;M and Savannah State.</p> <p>Waller played collegiately at South Carolina State, eventually becoming a team captain. He earned all-conference and all-tournament honors while leading the Bulldogs to a pair of NCAA Tournament appearances in 1996 and 1998. Waller played professionally in the International Basketball League and United States Basketball League, as well as overseas.</p> <p>Waller earned his bachelor's degree in industrial technology from South Carolina State in 1999 and Master's in Sport Management from American Public University in 2016.</p>	

MEAC UPDATE		
<b>2018-19 Standings (as of 12/27)</b>		
<b>Team</b>	<b>MEAC</b>	<b>Overall</b>
Howard	0-0	6-7
Morgan State	0-0	5-6
Bethune-Cookman	0-0	5-9
Norfolk State	0-0	5-9
North Carolina A&T	0-0	4-8
North Carolina Central	0-0	4-9
Delaware State	0-0	3-9
Florida A&M	0-0	3-11
Savannah State	0-0	3-11
South Carolina State	0-0	2-13
<b>Md. Eastern Shore</b>	<b>0-0</b>	<b>1-12</b>
Coppin State	0-0	0-14
<b>MEAC Tournament (March 11-16) @ Norfolk Scope Arena, Norfolk, Va.</b>		
<b>Preseason Poll</b>		
<b>Team (1st Place Votes)</b>	<b>Points</b>	
Bethune-Cookman	237	
North Carolina Central	217	
Norfolk State	192	
Howard	176	
North Carolina A&T State	157	
Morgan State	138	
Florida A&M	109	
Savannah State	105	
Coppin State	91	
South Carolina State	90	
<b>Maryland Eastern Shore</b>	<b>80</b>	
Delaware State	46	
<b>2017-18 Final Standings</b>		
<b>Team</b>	<b>MEAC</b>	<b>Overall</b>
Hampton	12-4	17-14
Bethune-Cookman	12-4	18-13
Savannah State	12-4	15-16
North Carolina A&T	11-5	18-13
Norfolk State	11-5	13-18
North Carolina Central	9-7	15-15
Morgan State	7-9	11-18
Howard	7-9	10-22
Florida A&M	7-9	8-24
South Carolina State	6-10	10-21
Coppin State	5-11	5-26
<b>Md. Eastern Shore</b>	<b>3-13</b>	<b>7-24</b>
Delaware State	2-14	4-27
		



**0** **Marlon ADAMS**  
Middletown, N.Y.

**F** Jr. **6-6/220**  
Gulf Coast State College (Fla.)

**Career Highs (Shore)**

Minutes:  
Points:  
Rebounds:  
Assists:  
Steals:  
Blocks:  
FGM:  
3PTM:  
FTM:  
Double-Doubles: 0



**1** **Ryan ANDINO**  
Fort Lauderdale, Fla.

**G** G.S. **6-2/180**  
Fishburne Military Academy (Va.)

**Career Highs**

Minutes: 39 (12/7/16@VT)  
Points: 31 (1/9/17@NCAT)  
Rebounds: 8 (11/27/18@SJU)  
Assists: 4 (3x, last 11/27/16)  
Steals: 4 (11/20/16@WSU)  
Blocks:  
FGM: 10 (1/9/17@NCAT)  
3PTM: 9 (1/9/17@NCAT)  
FTM: 5 (12/21/16@UTEP)  
Double-Doubles: 0

Opponent	Date	gs	min	Total		3-Pointers		Free throws		Rebounds				pf	a	t/o	blk	stl	pts	avg	
				fg-fga	pct	3fg-fga	pct	ft-fta	pct	off	def	tot	avg								
at Georgetown	11/06/18	*	26	2-11	.182	2-11	.182	0-0	.000	0	0	0	0.0	0	1	1	0	0	6	6.0	
at NC State	11/10/18	*	35	5-19	.263	4-14	.286	0-0	.000	0	1	1	0.5	0	0	2	0	3	14	10.0	
LONGWOOD	11/13/18		28	3-12	.250	3-11	.273	3-3	1.000	0	4	4	1.7	1	0	1	0	2	12	10.7	
at North Texas	11/17/18		32	3-7	.429	2-5	.400	3-3	1.000	0	1	1	1.5	0	1	0	0	0	11	10.8	
at Mercer	11/20/18	*	14	0-3	.000	0-3	.000	0-0	.000	0	0	0	1.2	1	1	1	0	0	0	8.6	
CENTRAL PENN	11/24/18	*	32	9-19	.474	7-15	.467	1-1	1.000	0	1	1	1.2	1	0	2	0	2	26	11.5	
at St. John's	11/27/18	*	34	8-17	.471	8-15	.533	0-0	.000	0	8	8	2.1	0	0	1	0	0	24	13.3	
DELAWARE	11/30/18	*	28	4-8	.500	2-6	.333	2-2	1.000	0	2	2	2.1	0	0	0	0	0	12	13.1	
at ECU	12/02/18	*	26	1-6	.167	1-6	.167	0-0	.000	0	0	0	1.9	1	0	0	0	1	3	12.0	
at Duquesne	12/13/18	*	34	8-19	.421	6-13	.462	0-0	.000	0	2	2	1.9	0	2	0	0	3	22	13.0	
at Pitt	12/15/18	*	34	2-10	.200	2-9	.222	0-2	.000	0	1	1	1.8	0	0	1	0	1	6	12.4	
at Winthrop	12-20-18	*	29	7-15	.467	7-14	.500	0-0	.000	0	0	0	1.7	0	0	1	0	1	21	13.1	
at American	12/22/18	*	19	0-5	.000	0-5	.000	0-0	.000	0	1	1	1.6	0	1	0	0	0	0	12.1	
<b>Totals</b>			<b>11</b>	<b>371</b>	<b>52-151</b>	<b>.344</b>	<b>44-127</b>	<b>.346</b>	<b>9-11</b>	<b>.818</b>	<b>0</b>	<b>21</b>	<b>21</b>	<b>1.6</b>	<b>4</b>	<b>6</b>	<b>10</b>	<b>0</b>	<b>13</b>	<b>157</b>	<b>12.1</b>

Games played: 13  
Minutes/game: 28.5  
Points/game: 12.1  
FG Pct: 34.4  
3FG Pct: 34.6  
FT Pct: 81.8

Rebounds/game: 1.6  
Assists/game: 0.5  
Turnovers/game: 0.8  
Assist/turnover ratio: 0.6  
Steals/game: 1.0



**2 Derrick GREEN**  
Baltimore, Md.

**G Jr. 6-3/200**  
Lake Clifton HS/Howard College

Opponent	Date	gs	min	Total		3-Pointers		Free throws		Rebounds				pf	a	t/o	blk	stl	pts	avg	
				fg-fga	pct	3fg-fga	pct	ft-fa	pct	off	def	tot	avg								
at Georgetown	11/06/18		6	0-0	.000	0-0	.000	0-0	.000	0	0	0	0.0	2	1	2	0	0	0	0.0	
at NC State	11/10/18		12	0-1	.000	0-0	.000	0-1	.000	0	1	1	0.5	0	0	0	0	0	0	0.0	
LONGWOOD	11/13/18		dnp	-	-	-	-	-	-	-	-	-	-	-	-	-	-	-	-	-	
at Mercer	11/20/18		dnp	-	-	-	-	-	-	-	-	-	-	-	-	-	-	-	-	-	
CENTRAL PENN	11/24/18		dnp	-	-	-	-	-	-	-	-	-	-	-	-	-	-	-	-	-	
<b>Totals</b>			<b>0</b>	<b>18</b>	<b>0-1</b>	<b>.000</b>	<b>0-0</b>	<b>.000</b>	<b>0-1</b>	<b>.000</b>	<b>0</b>	<b>1</b>	<b>1</b>	<b>0.5</b>	<b>2</b>	<b>1</b>	<b>2</b>	<b>0</b>	<b>0</b>	<b>0</b>	<b>0.0</b>

**Career Highs (Shore)**

Minutes: 12 (11/10/18@NCSU)

Points:

Rebounds: 1 (11/10/18@NCSU)

Assists: 1 (11/6/18@GU)

Steals:

Blocks:

FGM:

3PTM:

FTM:

Double-Doubles: 0

Games played: 2

Minutes/game: 9.0

FG Pct: 0.0

FT Pct: 0.0

Rebounds/game: 0.5

Assists/game: 0.5

Turnovers/game: 1.0

Assist/turnover ratio: 0.5



**3 Canaan BARTLEY**  
Miami, Fla.

**G So. 6-1/175**  
South Ridge HS/St. Petersburg College

Opponent	Date	gs	min	Total		3-Pointers		Free throws		Rebounds				pf	a	t/o	blk	stl	pts	avg	
				fg-fga	pct	3fg-fga	pct	ft-fa	pct	off	def	tot	avg								
at Georgetown	11/06/18		21	1-2	.500	0-1	.000	0-0	.000	0	5	5	5.0	3	1	0	0	2	2	2.0	
at NC State	11/10/18		23	0-2	.000	0-0	.000	0-0	.000	0	1	1	3.0	2	1	2	0	0	0	1.0	
LONGWOOD	11/13/18	*	9	0-1	.000	0-0	.000	0-0	.000	1	1	2	2.7	4	1	0	0	0	0	0.7	
at North Texas	11/17/18	*	33	3-14	.214	0-4	.000	0-0	.000	0	4	4	3.0	1	1	1	0	1	6	2.0	
at Mercer	11/20/18	*	34	2-6	.333	0-1	.000	2-3	.667	1	4	5	3.4	2	0	3	0	1	6	2.8	
CENTRAL PENN	11/24/18	*	18	0-3	.000	0-1	.000	0-0	.000	2	0	2	3.2	3	2	2	0	2	0	2.3	
at St. John's	11/27/18	*	21	1-3	.333	1-1	1.000	1-2	.500	2	3	5	3.4	1	1	2	0	1	4	2.6	
DELAWARE	11/30/18	*	11	0-0	.000	0-0	.000	0-0	.000	0	1	1	3.1	0	0	0	0	0	0	2.3	
at ECU	12/02/18	*	36	2-3	.667	0-0	.000	0-0	.000	2	0	2	3.0	0	0	4	1	1	4	2.4	
at Duquesne	12/13/18	*	16	0-2	.000	0-0	.000	2-2	1.000	0	2	2	2.9	4	0	1	0	0	2	2.4	
at Pitt	12/15/18	*	33	1-4	.250	0-0	.000	0-0	.000	1	4	5	3.1	2	3	2	0	1	2	2.4	
at Winthrop	12-20-18	*	29	5-8	.625	0-1	.000	2-2	1.000	2	7	9	3.6	5	3	0	0	0	12	3.2	
at American	12/22/18	*	28	3-3	1.000	0-0	.000	2-4	.500	0	3	3	3.5	3	0	1	0	1	8	3.5	
<b>Totals</b>			<b>11</b>	<b>312</b>	<b>18-51</b>	<b>.353</b>	<b>1-9</b>	<b>.111</b>	<b>9-13</b>	<b>.692</b>	<b>11</b>	<b>35</b>	<b>46</b>	<b>3.5</b>	<b>30</b>	<b>13</b>	<b>18</b>	<b>1</b>	<b>10</b>	<b>46</b>	<b>3.5</b>

**Career Highs (Shore)**

Minutes: 36 (12/2/18@ECU)

Points: 12 (12/20/18@Winth)

Rebounds: 9 (12/20/18@WU)

Assists: 3 (2x, last 12/20/18)

Steals: 2 (2x, last 11/24/18)

Blocks:

FGM: 5 (12/20/18@Winth)

3PTM: 1 (11/27/18@SJU)

FTM: 2 (3x, last 12/20/18)

Double-Doubles: 0

Games played: 13

Minutes/game: 24.0

Points/game: 3.5

FG Pct: 35.3

3FG Pct: 11.1

FT Pct: 69.2

Rebounds/game: 3.5

Assists/game: 1.0

Turnovers/game: 1.4

Assist/turnover ratio: 0.7

Steals/game: 0.8

Blocks/game: 0.1



**4 Colen GAYNOR**  
Berlin, Md.

**G R-So. 6-5/185**  
**Mount Zion Baptist Christian**

Opponent	Date	gs	min	Total		3-Pointers		Free throws		Rebounds				pf	a	t/o	blk	stl	pts	avg	
				fg-fga	pct	3fg-fga	pct	ft-fa	pct	off	def	tot	avg								
at Georgetown	11/06/18	dnp		-	-	-	-	-	-	-	-	-	-	-	-	-	-	-	-	-	
at NC State	11/10/18	dnp		-	-	-	-	-	-	-	-	-	-	-	-	-	-	-	-	-	
LONGWOOD	11/13/18	dnp		-	-	-	-	-	-	-	-	-	-	-	-	-	-	-	-	-	
at North Texas	11/17/18	dnp		-	-	-	-	-	-	-	-	-	-	-	-	-	-	-	-	-	
at Mercer	11/20/18	dnp		-	-	-	-	-	-	-	-	-	-	-	-	-	-	-	-	-	
CENTRAL PENN	11/24/18	dnp		-	-	-	-	-	-	-	-	-	-	-	-	-	-	-	-	-	
at St. John's	11/27/18	dnp		-	-	-	-	-	-	-	-	-	-	-	-	-	-	-	-	-	
DELAWARE	11/30/18	dnp		-	-	-	-	-	-	-	-	-	-	-	-	-	-	-	-	-	
at ECU	12/02/18	dnp		-	-	-	-	-	-	-	-	-	-	-	-	-	-	-	-	-	
at Duquesne	12/13/18	dnp		-	-	-	-	-	-	-	-	-	-	-	-	-	-	-	-	-	
at Pitt	12/15/18	dnp		-	-	-	-	-	-	-	-	-	-	-	-	-	-	-	-	-	
at Winthrop	12-20-18	20	6-10	.600	0-4	.000	1-2	.500	1	2	3	3.0	3	1	0	1	0	1	0	13	13.0
at American	12/22/18	32	3-10	.300	1-2	.500	0-0	.000	2	6	8	5.5	4	0	1	0	3	7	10.0		
<b>Totals</b>		<b>0</b>	<b>52</b>	<b>9-20</b>	<b>.450</b>	<b>1-6</b>	<b>.167</b>	<b>1-2</b>	<b>.500</b>	<b>3</b>	<b>8</b>	<b>11</b>	<b>5.5</b>	<b>7</b>	<b>1</b>	<b>1</b>	<b>1</b>	<b>3</b>	<b>20</b>	<b>10.0</b>	

**Career Highs**  
 Minutes: 35 (2/12/18@HU)  
 Points: 15 (11/24/17vsJSU)  
 Rebounds: 10 (2/19/18@NCAT)  
 Assists: 1 (3x, last 12/2/17)  
 Steals: 3 (12/22/18@AU)  
 Blocks: 1 (6x, last 12/20/18)  
 FGM: 6 (12/20/18@Winth)  
 3PTM: 5 (11/24/17vsJSU)  
 FTM: 4 (11/18/17@GU)  
 Double-Doubles: 0

Games played: 2  
 Minutes/game: 26.0  
 Points/game: 10.0  
 FG Pct: 45.0  
 3FG Pct: 16.7  
 FT Pct: 50.0

Rebounds/game: 5.5  
 Assists/game: 0.5  
 Turnovers/game: 0.5  
 Assist/turnover ratio: 1.0  
 Steals/game: 1.5  
 Blocks/game: 0.5



**10 Montraz OLIVER**  
Princess Anne, Md.

**G R-So. 6-2/150**  
**Washington HS**

Opponent	Date	gs	min	Total		3-Pointers		Free throws		Rebounds				pf	a	t/o	blk	stl	pts	avg
				fg-fga	pct	3fg-fga	pct	ft-fa	pct	off	def	tot	avg							
at Georgetown	11/06/18	dnp		-	-	-	-	-	-	-	-	-	-	-	-	-	-	-	-	-
at NC State	11/10/18	1	0-0	.000	0-0	.000	3-3	1.000	0	0	0	0.0	0	0	0	0	0	0	3	3.0
LONGWOOD	11/13/18	dnp		-	-	-	-	-	-	-	-	-	-	-	-	-	-	-	-	-
at North Texas	11/17/18	8	0-2	.000	0-2	.000	1-2	.500	0	1	1	0.5	0	0	1	0	0	1	2.0	
at Mercer	11/20/18	29	4-6	.667	1-2	.500	4-4	1.000	1	1	2	1.0	1	1	1	0	2	13	5.7	
CENTRAL PENN	11/24/18	7	1-1	1.000	0-0	.000	0-0	.000	0	0	0	0.8	0	1	0	0	0	2	4.8	
at St. John's	11/27/18	21	2-6	.333	0-2	.000	2-2	1.000	0	1	1	0.8	0	1	0	0	1	6	5.0	
DELAWARE	11/30/18	20	1-2	.500	1-2	.500	2-2	1.000	1	1	2	1.0	3	0	2	0	0	5	5.0	
at ECU	12/02/18	32	4-13	.308	1-4	.250	5-5	1.000	1	5	6	1.7	2	2	4	0	1	14	6.3	
at Duquesne	12/13/18	7	0-3	.000	0-0	.000	0-0	.000	0	0	0	1.5	0	1	0	0	0	0	5.5	
at Pitt	12/15/18	21	0-3	.000	0-2	.000	0-0	.000	3	5	8	2.2	1	0	2	0	0	0	4.9	
at Winthrop	12-20-18	19	1-3	.333	0-1	.000	0-0	.000	0	3	3	2.3	2	3	1	0	0	2	4.6	
at American	12/22/18	20	3-4	.750	1-1	1.000	0-1	.000	0	1	1	2.2	0	0	2	0	2	7	4.8	
<b>Totals</b>		<b>0</b>	<b>185</b>	<b>16-43</b>	<b>.372</b>	<b>4-16</b>	<b>.250</b>	<b>17-19</b>	<b>.895</b>	<b>6</b>	<b>18</b>	<b>24</b>	<b>2.2</b>	<b>9</b>	<b>9</b>	<b>13</b>	<b>0</b>	<b>6</b>	<b>53</b>	<b>4.8</b>

**Career Highs**  
 Minutes: 32 (12/2/18@ECU)  
 Points: 14 (12/2/18@ECU)  
 Rebounds: 8 (12/15/18@Pitt)  
 Assists: 3 (12/20/18@Winth)  
 Steals: 2 (2x, last 12/22/18)  
 Blocks: 1 (11/10/17vsUVF)  
 FGM: 4 (2x, last 12/2/18)  
 3PTM: 1 (4x, last 12/2/18)  
 FTM: 5 (12/2/18@ECU)  
 Double-Doubles: 0

Games played: 11  
 Minutes/game: 16.8  
 Points/game: 4.8  
 FG Pct: 37.2  
 3FG Pct: 25.0  
 FT Pct: 89.5

Rebounds/game: 2.2  
 Assists/game: 0.8  
 Turnovers/game: 1.2  
 Assist/turnover ratio: 0.7  
 Steals/game: 0.5





**11 Ahmad FROST**  
Cincinnati, Ohio

**G R-Jr. 6-0/190**  
Fishburne Military Prep

Opponent	Date	gs	min	Total		3-Pointers		Free throws		Rebounds				pf	a	t/o	blk	stl	pts	avg	
				fg-fga	pct	3fg-fga	pct	ft-fa	pct	off	def	tot	avg								
at Georgetown	11/06/18		11	0-2	.000	0-0	.000	0-0	.000	1	1	2	2.0	1	2	1	0	2	0	0.0	
at NC State	11/10/18		8	0-1	.000	0-0	.000	0-0	.000	1	0	1	1.5	0	2	0	0	0	0	0.0	
LONGWOOD	11/13/18	*	31	5-10	.500	3-6	.500	0-0	.000	2	1	3	2.0	3	1	1	0	1	13	4.3	
at North Texas	11/17/18	*	25	3-6	.500	1-3	.333	0-0	.000	0	2	2	2.0	2	0	1	0	1	7	5.0	
at Mercer	11/20/18		16	0-2	.000	0-2	.000	0-0	.000	0	1	1	1.8	0	0	1	0	0	0	4.0	
CENTRAL PENN	11/24/18		18	4-7	.571	1-3	.333	1-2	.500	3	1	4	2.2	2	2	0	0	0	10	5.0	
at St. John's	11/27/18		6	1-2	.500	0-0	.000	0-0	.000	0	0	0	1.9	0	0	1	0	0	2	4.6	
DELAWARE	11/30/18		20	1-4	.250	0-0	.000	0-0	.000	0	1	1	1.8	1	0	0	0	0	2	4.3	
at ECU	12/02/18		24	0-6	.000	0-2	.000	0-0	.000	1	6	7	2.3	2	0	1	0	1	0	3.8	
at Duquesne	12/13/18	*	32	2-6	.333	1-3	.333	1-3	.333	2	4	6	2.7	3	5	4	0	0	6	4.0	
at Pitt	12/15/18	*	21	1-6	.167	0-1	.000	0-1	.000	1	5	6	3.0	2	3	4	0	1	2	3.8	
at Winthrop	12-20-18	*	20	0-2	.000	0-0	.000	0-0	.000	0	2	2	2.9	4	0	1	0	1	0	3.5	
at American	12/22/18		6	0-1	.000	0-0	.000	0-0	.000	1	0	1	2.8	1	0	1	0	0	0	3.2	
<b>Totals</b>			<b>5</b>	<b>238</b>	<b>17-55</b>	<b>.309</b>	<b>6-20</b>	<b>.300</b>	<b>2-6</b>	<b>.333</b>	<b>12</b>	<b>24</b>	<b>36</b>	<b>2.8</b>	<b>21</b>	<b>15</b>	<b>18</b>	<b>0</b>	<b>7</b>	<b>42</b>	<b>3.2</b>

**Career Highs**  
 Minutes: 40 (2x, last 1/29/18)  
 Points: 33 (1/6/18vsHamp)  
 Rebounds: 8 (12/31/17vsCPC)  
 Assists: 6 (3x, last 2/24/18)  
 Steals: 5 (12/31/17vsCPC)  
 Blocks: 1 (1/6/16@Columbia)  
 FGM: 10 (1/6/18vsHamp)  
 3PTM: 7 (1/6/18vsHamp)  
 FTM: 6 (1/6/18vsHamp)  
 Double-Doubles: 0

Games played: 13  
 Minutes/game: 18.3  
 Points/game: 3.2  
 FG Pct: 30.9  
 3FG Pct: 30.0  
 FT Pct: 33.3

Rebounds/game: 2.8  
 Assists/game: 1.2  
 Turnovers/game: 1.4  
 Assist/turnover ratio: 0.8  
 Steals/game: 0.5



**12 A.J. CHEESEMAN**  
Snellville, Ga.

**F Jr. 6-7/225**  
Gordon State College

Opponent	Date	gs	min	Total		3-Pointers		Free throws		Rebounds				pf	a	t/o	blk	stl	pts	avg	
				fg-fga	pct	3fg-fga	pct	ft-fa	pct	off	def	tot	avg								
at Georgetown	11/06/18	*	30	7-16	.438	1-2	.500	4-7	.571	0	1	1	1.0	3	0	2	0	1	19	19.0	
at NC State	11/10/18	*	33	7-14	.500	0-1	.000	4-6	.667	3	4	7	4.0	5	0	2	1	1	18	18.5	
LONGWOOD	11/13/18	*	34	8-13	.615	0-2	.000	1-4	.250	1	4	5	4.3	3	1	3	1	1	17	18.0	
at North Texas	11/17/18	*	27	1-7	.143	0-2	.000	0-0	.000	3	3	6	4.8	3	1	3	0	0	2	14.0	
at Mercer	11/20/18	*	29	3-13	.231	0-1	.000	3-4	.750	0	3	3	4.4	3	1	3	2	1	9	13.0	
CENTRAL PENN	11/24/18	*	30	8-12	.667	0-0	.000	4-6	.667	2	2	4	4.3	0	3	1	1	3	20	14.2	
at St. John's	11/27/18	*	10	0-6	.000	0-1	.000	1-2	.500	0	0	0	3.7	2	1	1	0	0	1	12.3	
DELAWARE	11/30/18	*	29	6-13	.462	0-0	.000	4-6	.667	2	3	5	3.9	5	1	4	1	0	16	12.8	
at ECU	12/02/18	*	34	4-12	.333	0-0	.000	6-9	.667	1	2	3	3.8	3	0	2	0	2	14	12.9	
at Duquesne	12/13/18	*	28	3-9	.333	0-0	.000	0-0	.000	3	1	4	3.8	5	1	1	0	2	6	12.2	
at Pitt	12/15/18	*	29	6-14	.429	1-2	.500	3-6	.500	0	4	4	3.8	4	0	2	0	0	16	12.5	
at Winthrop	12-20-18		dnp	-	-	-	-	-	-	-	-	-	-	-	-	-	-	-	-	-	
at American	12/22/18		dnp	-	-	-	-	-	-	-	-	-	-	-	-	-	-	-	-	-	
<b>Totals</b>			<b>11</b>	<b>313</b>	<b>53-129</b>	<b>.411</b>	<b>2-11</b>	<b>.182</b>	<b>30-50</b>	<b>.600</b>	<b>15</b>	<b>27</b>	<b>42</b>	<b>3.8</b>	<b>36</b>	<b>9</b>	<b>24</b>	<b>6</b>	<b>11</b>	<b>138</b>	<b>12.5</b>

**Career Highs (Shore)**  
 Minutes: 34 (2x, last 12/2/18)  
 Points: 20 (11/24/18vsCPC)  
 Rebounds: 7 (11/10/18@NCSU)  
 Assists: 3 (11/24/18vsCPC)  
 Steals: 3 (11/24/18vsCPC)  
 Blocks: 2 (11/20/18@MU)  
 FGM: 8 (2x, last 11/24/18)  
 3PTM: 1 (11/6/18@GU)  
 FTM: 6 (12/2/18@ECU)  
 Double-Doubles: 0

Games played: 11  
 Minutes/game: 28.5  
 Points/game: 12.5  
 FG Pct: 41.1  
 3FG Pct: 18.2  
 FT Pct: 60.0

Rebounds/game: 3.8  
 Assists/game: 0.8  
 Turnovers/game: 2.2  
 Assist/turnover ratio: 0.4  
 Steals/game: 1.0  
 Blocks/game: 0.5



**13 Bryan URRUTIA**  
El Paso, Texas

**G Jr. 6-1/206**  
Harmony Science Acad./Cochise College (Ariz.)

**Career Highs (Shore)**

Minutes: 40 (2x, last 11/27/18)  
Points: 15 (11/30/18vsUD)  
Rebounds: 6 (3x, last 11/27/18)  
Assists: 10 (11/13/18vsLU)  
Steals: 5 (11/6/18@GU)  
Blocks: 2 (12/22/18@AU)  
FGM: 7 (11/30/18vsUD)  
3PTM: 2 (11/20/18@MU)  
FTM: 4 (12/22/18@AU)  
Double-Doubles: 0

Opponent	Date	gs	min	Total		3-Pointers		Free throws		Rebounds				pf	a	t/o	blk	stl	pts	avg	
				fg-fga	pct	3fg-fga	pct	ft-fa	pct	off	def	tot	avg								
at Georgetown	11/06/18	*	38	6-12	.500	1-4	.250	0-0	.000	1	4	5	5.0	3	5	3	0	5	13	13.0	
at NC State	11/10/18	*	39	3-9	.333	1-3	.333	1-4	.250	0	6	6	5.5	4	6	1	0	4	8	10.5	
LONGWOOD	11/13/18	*	40	0-6	.000	0-2	.000	2-2	1.000	1	2	3	4.7	0	10	4	0	2	2	7.7	
at North Texas	11/17/18	*	36	1-5	.200	0-3	.000	0-1	.000	0	2	2	4.0	1	1	4	0	1	2	6.3	
at Mercer	11/20/18	*	33	5-10	.500	2-4	.500	0-0	.000	1	0	1	3.4	3	1	6	0	4	12	7.4	
CENTRAL PENN	11/24/18	*	33	2-5	.400	0-1	.000	2-2	1.000	0	6	6	3.8	1	9	1	1	3	6	7.2	
at St. John's	11/27/18	*	40	1-7	.143	0-3	.000	3-3	1.000	0	6	6	4.1	3	5	1	0	2	5	6.9	
DELAWARE	11/30/18	*	33	7-12	.583	0-3	.000	1-2	.500	1	2	3	4.0	4	6	4	0	3	15	7.9	
at ECU	12/02/18	*	1	0-0	.000	0-0	.000	0-0	.000	0	0	0	3.6	0	0	0	0	0	0	7.0	
at Duquesne	12/13/18		dnp	-	-	-	-	-	-	-	-	-	-	-	-	-	-	-	-	-	
at Pitt	12/15/18		dnp	-	-	-	-	-	-	-	-	-	-	-	-	-	-	-	-	-	
at Winthrop	12-20-18		21	3-5	.600	0-0	.000	2-2	1.000	0	2	2	3.4	5	1	3	0	0	8	7.1	
at American	12/22/18	*	38	2-11	.182	0-2	.000	4-8	.500	0	5	5	3.5	3	6	4	2	2	8	7.2	
<b>Totals</b>			<b>10</b>	<b>352</b>	<b>30-82</b>	<b>.366</b>	<b>4-25</b>	<b>.160</b>	<b>15-24</b>	<b>.625</b>	<b>4</b>	<b>35</b>	<b>39</b>	<b>3.5</b>	<b>27</b>	<b>50</b>	<b>31</b>	<b>3</b>	<b>26</b>	<b>79</b>	<b>7.2</b>

Games played: 11  
Minutes/game: 32.0  
Points/game: 7.2  
FG Pct: 36.6  
3FG Pct: 16.0  
FT Pct: 62.5

Rebounds/game: 3.5  
Assists/game: 4.5  
Turnovers/game: 2.8  
Assist/turnover ratio: 1.6  
Steals/game: 2.4  
Blocks/game: 0.3



**15 Tyler JONES**  
Atlantic City, N.J.

**F Jr. 6-7/200**  
Holy Spirit H.S.

**Career Highs**

Minutes: 39 (1/29/18@CSU)  
Points: 28 (2x, last 1/6/18)  
Rebounds: 13 (2/26/18vsDSU)  
Assists: 2 (5x, last 12/20/18)  
Steals: 3 (1/2/17vsUVF)  
Blocks: 3 (11/10/17vsUVF)  
FGM: 11 (11/13/16vsUMBC)  
3PTM: 4 (11/13/16vsUMBC)  
FTM: 8 (12/2/17vsAU)  
Double-Doubles: 2  
(2/26/18vsDSU)

Opponent	Date	gs	min	Total		3-Pointers		Free throws		Rebounds				pf	a	t/o	blk	stl	pts	avg	
				fg-fga	pct	3fg-fga	pct	ft-fa	pct	off	def	tot	avg								
at Georgetown	11/06/18	*	25	1-5	.200	0-1	.000	0-0	.000	2	1	3	3.0	2	2	2	1	1	2	2.0	
at NC State	11/10/18	*	16	1-2	.500	0-0	.000	0-0	.000	0	0	0	1.5	2	0	0	2	0	2	2.0	
LONGWOOD	11/13/18		25	4-9	.444	3-5	.600	1-2	.500	2	2	4	2.3	3	0	0	0	0	12	5.3	
at North Texas	11/17/18		16	1-6	.167	0-2	.000	0-0	.000	0	2	2	2.3	2	0	1	0	2	2	4.5	
at Mercer	11/20/18		14	0-5	.000	0-3	.000	0-0	.000	0	1	1	2.0	3	0	1	0	0	0	3.6	
CENTRAL PENN	11/24/18		14	2-7	.286	0-1	.000	0-0	.000	1	2	3	2.2	2	0	0	1	0	4	3.7	
at St. John's	11/27/18		35	8-14	.571	1-2	.500	1-2	.500	0	2	2	2.1	4	2	3	0	2	18	5.7	
DELAWARE	11/30/18		16	3-7	.429	1-3	.333	0-0	.000	1	0	1	2.0	2	0	0	0	0	7	5.9	
at ECU	12/02/18		30	4-9	.444	0-2	.000	1-2	.500	0	2	2	2.0	4	2	4	1	0	9	6.2	
at Duquesne	12/13/18	*	33	3-7	.429	0-1	.000	0-0	.000	0	3	3	2.1	1	0	1	2	0	6	6.2	
at Pitt	12/15/18	*	31	7-14	.500	0-2	.000	2-2	1.000	0	2	2	2.1	5	1	4	1	3	16	7.1	
at Winthrop	12-20-18	*	20	4-12	.333	1-4	.250	1-1	1.000	1	2	3	2.2	1	2	3	2	0	10	7.3	
at American	12/22/18	*	7	1-5	.200	0-1	.000	0-0	.000	1	0	1	2.1	2	0	2	0	1	2	6.9	
<b>Totals</b>			<b>6</b>	<b>282</b>	<b>39-102</b>	<b>.382</b>	<b>6-27</b>	<b>.222</b>	<b>6-9</b>	<b>.667</b>	<b>8</b>	<b>19</b>	<b>27</b>	<b>2.1</b>	<b>33</b>	<b>9</b>	<b>21</b>	<b>10</b>	<b>9</b>	<b>90</b>	<b>6.9</b>

Games played: 13  
Minutes/game: 21.7  
Points/game: 6.9  
FG Pct: 38.2  
3FG Pct: 22.2  
FT Pct: 66.7

Rebounds/game: 2.1  
Assists/game: 0.7  
Turnovers/game: 1.6  
Assist/turnover ratio: 0.4  
Steals/game: 0.7  
Blocks/game: 0.8



**20 Dontae CALDWELL**  
Santa Ana, Calif.

**G R-Jr. 6-5/190**  
**Bull City Prep**

Opponent	Date	gs	min	Total		3-Pointers		Free throws		Rebounds				pf	a	t/o	blk	stl	pts	avg	
				fg-fga	pct	3fg-fga	pct	ft-fa	pct	off	def	tot	avg								
at Georgetown	11/06/18	*	24	3-10	.300	0-3	.000	0-0	.000	0	8	8	8.0	2	0	2	0	2	6	6.0	
at NC State	11/10/18	*	13	0-2	.000	0-1	.000	0-0	.000	1	0	1	4.5	2	0	4	0	1	0	3.0	
LONGWOOD	11/13/18		22	1-7	.143	1-6	.167	4-4	1.000	0	4	4	4.3	2	3	0	0	7	4.3		
at North Texas	11/17/18		7	0-5	.000	0-1	.000	0-0	.000	1	2	3	4.0	2	0	0	0	0	3.3		
at Mercer	11/20/18		dnp	-	-	-	-	-	-	-	-	-	-	-	-	-	-	-	-		
CENTRAL PENN	11/24/18		18	1-2	.500	0-0	.000	1-2	.500	0	4	4	4.0	3	2	1	0	0	3	3.2	
at St. John's	11/27/18		11	0-0	.000	0-0	.000	0-0	.000	0	4	4	4.0	1	0	1	0	1	0	2.7	
DELAWARE	11/30/18		16	1-3	.333	1-2	.500	2-2	1.000	1	4	5	4.1	1	0	0	0	0	5	3.0	
at ECU	12/02/18		dnp	-	-	-	-	-	-	-	-	-	-	-	-	-	-	-	-		
at Duquesne	12/13/18		33	4-9	.444	0-0	.000	3-4	.750	0	11	11	5.0	2	1	1	0	2	11	4.0	
at Pitt	12/15/18		20	0-4	.000	0-2	.000	0-0	.000	0	1	1	4.6	1	0	0	1	0	0	3.6	
at Winthrop	12-20-18		12	0-3	.000	0-2	.000	1-2	.500	0	2	2	4.3	1	0	0	0	0	1	3.3	
at American	12/22/18		7	1-1	1.000	0-0	.000	0-0	.000	0	2	2	4.1	2	0	2	0	0	2	3.2	
<b>Totals</b>			<b>2</b>	<b>183</b>	<b>11-46</b>	<b>.239</b>	<b>2-17</b>	<b>.118</b>	<b>11-14</b>	<b>.786</b>	<b>3</b>	<b>42</b>	<b>45</b>	<b>4.1</b>	<b>19</b>	<b>6</b>	<b>11</b>	<b>1</b>	<b>6</b>	<b>35</b>	<b>3.2</b>

**Career Highs**  
 Minutes: 37 (2x, last 2/18/17)  
 Points: 25 (1/30/16@Coppin)  
 Rebounds: 12 (1/30/17vsSSU)  
 Assists: 4 (3/6/17vsNCAT)  
 Steals: 3 (1/11/17@NCCU)  
 Blocks: 2 (1/21/17@BCU)  
 FGM: 10 (1/30/16@CoppinSt)  
 3PTM: 5 (12/18/15@ODU)  
 FTM: 6 (2/8/16vsNorfolkSt)  
 Double-Doubles: 2  
 (last: 12/13/18@Duquesne)

Games played: 11  
 Minutes/game: 16.6  
 Points/game: 3.2  
 FG Pct: 23.9  
 3FG Pct: 11.8  
 FT Pct: 78.6

Rebounds/game: 4.1  
 Assists/game: 0.5  
 Turnovers/game: 1.0  
 Assist/turnover ratio: 0.5  
 Steals/game: 0.5  
 Blocks/game: 0.1



**22 Gabriel GYAMFI**  
Brampton, Ontario


**G Jr. 6-6/185**  
**Cardinal Leger HS/Colby C.C. (Kan.)**

Opponent	Date	gs	min	Total		3-Pointers		Free throws		Rebounds				pf	a	t/o	blk	stl	pts	avg	
				fg-fga	pct	3fg-fga	pct	ft-fa	pct	off	def	tot	avg								
at Georgetown	11/06/18		18	2-5	.400	0-1	.000	1-2	.500	2	4	6	6.0	1	0	1	0	0	5	5.0	
at NC State	11/10/18		20	1-4	.250	0-0	.000	2-2	1.000	2	0	2	4.0	2	0	1	1	0	4	4.5	
LONGWOOD	11/13/18	*	11	0-0	.000	0-0	.000	0-0	.000	1	0	1	3.0	4	0	0	0	0	0	3.0	
at North Texas	11/17/18	*	18	0-1	.000	0-0	.000	3-4	.750	1	2	3	3.0	5	0	3	0	1	3	3.0	
at Mercer	11/20/18	*	31	1-2	.500	0-0	.000	0-0	.000	1	5	6	3.6	1	0	1	1	0	2	2.8	
CENTRAL PENN	11/24/18	*	30	2-4	.500	0-0	.000	2-2	1.000	2	6	8	4.3	1	2	1	1	0	6	3.3	
at St. John's	11/27/18	*	22	1-3	.333	0-0	.000	2-4	.500	1	3	4	4.3	3	0	1	0	0	4	3.4	
DELAWARE	11/30/18	*	27	0-0	.000	0-0	.000	0-0	.000	0	4	4	4.3	1	2	3	0	1	0	3.0	
at ECU	12/02/18	*	17	1-1	1.000	0-0	.000	1-2	.500	0	4	4	4.2	4	0	0	0	0	3	3.0	
at Duquesne	12/13/18		17	1-1	1.000	0-0	.000	2-2	1.000	0	2	2	4.0	1	1	1	0	0	4	3.1	
at Pitt	12/15/18		11	0-0	.000	0-0	.000	1-2	.500	1	0	1	3.7	5	0	1	0	0	1	2.9	
at Winthrop	12-20-18	*	30	3-5	.600	0-0	.000	1-1	1.000	4	2	6	3.9	3	1	2	0	0	7	3.3	
at American	12/22/18	*	25	3-5	.600	0-0	.000	7-8	.875	5	3	8	4.2	4	0	2	0	2	13	4.0	
<b>Totals</b>			<b>9</b>	<b>277</b>	<b>15-31</b>	<b>.484</b>	<b>0-1</b>	<b>.000</b>	<b>22-29</b>	<b>.759</b>	<b>20</b>	<b>35</b>	<b>55</b>	<b>4.2</b>	<b>35</b>	<b>6</b>	<b>17</b>	<b>3</b>	<b>4</b>	<b>52</b>	<b>4.0</b>

**Career Highs (Shore)**  
 Minutes: 31 (11/20/18@MU)  
 Points: 13 (12/22/18@AU)  
 Rebounds: 8 (2x, last 12/22/18)  
 Assists: 2 (2x, last 11/30/18)  
 Steals: 2 (12/22/18@AU)  
 Blocks: 1 (3x, last 11/24/18)  
 FGM: 3 (2x, last 12/22/18)  
 3PTM:  
 FTM: 7 (12/22/18@AU)  
 Double-Doubles: 0

Games played: 13  
 Minutes/game: 21.3  
 Points/game: 4.0  
 FG Pct: 48.4  
 3FG Pct: 0.0  
 FT Pct: 75.9

Rebounds/game: 4.2  
 Assists/game: 0.5  
 Turnovers/game: 1.3  
 Assist/turnover ratio: 0.4  
 Steals/game: 0.3  
 Blocks/game: 0.2



**24 Justice BARTLEY**  
Lilburn, Ga.

G/F G.S. 6-6/204  
Montrose Christian School/Virginia

**Career Highs (Shore)**

Minutes:  
Points:  
Rebounds:  
Assists:  
Steals:  
Blocks:  
FGM:  
3PTM:  
FTM:  
Double-Doubles: 0



**35 Isaac TAYLOR**  
Wachapreague, Va.

F R-Jr. 6-8/250  
Montrose Christian

**Career Highs**

Minutes: 27 (2/25/17@DSU)  
Points: 17 (2/20/17vsNCAT)  
Rebounds: 7 (2/1/17@Hamp.)  
Assists: 2 (2/25/17@DSU)  
Steals: 1 (7x, last 1/30/17)  
Blocks: 2 (1/30/17vsSSU)  
FGM: 6 (2/1/17@Hampton)  
3PTM: N/A  
FTM: 9 (2/20/17vsNCAT)  
Double-Doubles: 0

Opponent	Date	gs	min	Total		3-Pointers		Free throws		Rebounds				pf	a	t/o	blk	stl	pts	avg
				fg-fga	pct	3fg-fga	pct	ft-fa	pct	off	def	tot	avg							
at Georgetown	11/06/18		dnp	-	-	-	-	-	-	-	-	-	-	-	-	-	-	-	-	-
at NC State	11/10/18		dnp	-	-	-	-	-	-	-	-	-	-	-	-	-	-	-	-	-
LONGWOOD	11/13/18		dnp	-	-	-	-	-	-	-	-	-	-	-	-	-	-	-	-	-
at North Texas	11/17/18		dnp	-	-	-	-	-	-	-	-	-	-	-	-	-	-	-	-	-
at Mercer	11/20/18		dnp	-	-	-	-	-	-	-	-	-	-	-	-	-	-	-	-	-
CENTRAL PENN	11/24/18		dnp	-	-	-	-	-	-	-	-	-	-	-	-	-	-	-	-	-
at St. John's	11/27/18		dnp	-	-	-	-	-	-	-	-	-	-	-	-	-	-	-	-	-
DELAWARE	11/30/18		dnp	-	-	-	-	-	-	-	-	-	-	-	-	-	-	-	-	-
at ECU	12/02/18		dnp	-	-	-	-	-	-	-	-	-	-	-	-	-	-	-	-	-
at Duquesne	12/13/18		dnp	-	-	-	-	-	-	-	-	-	-	-	-	-	-	-	-	-
at Pitt	12/15/18		dnp	-	-	-	-	-	-	-	-	-	-	-	-	-	-	-	-	-
at Winthrop	12-20-18		dnp	-	-	-	-	-	-	-	-	-	-	-	-	-	-	-	-	-
at American	12/22/18		18	5-10	.500	0-0	.000	1-1	1.000	2	1	3	3.0	4	0	1	0	0	11	11.0
<b>Totals</b>		0	18	5-10	.500	0-0	.000	1-1	1.000	2	1	3	3.0	4	0	1	0	0	11	11.0

Games played: 1  
Minutes/game: 18.0  
Points/game: 11.0  
FG Pct: 50.0  
FT Pct: 100.0  
Rebounds/game: 3.0  
Turnovers/game: 1.0

## THE LAST TIME...

**AN EASTERN SHORE PLAYER...**

	Player	Opponent	Date
Scored 20-plus points	Ryan Andino	at Winthrop	12/20/18
Scored 25-plus points	Ryan Andino	vs. Central Penn	11/24/18
Scored 30-plus points	Ahmad Frost	vs. Hampton	1/6/18
Scored 35-plus points	Devin Martin	vs. Central Penn	12/22/15
Had 10-plus rebounds	Dontae Caldwell	at Duquesne	12/13/18
Had 15-plus rebounds	Miryne Thomas	at Savannah State	1/13/18
Had 16-plus rebounds	Miryne Thomas	at Savannah State	1/13/18
Had 17-plus rebounds	Tyler Hines	at Coppin State	2/13/12
Had 5-plus assists	Bryan Urrutia	at American	12/22/18
Had 8-plus assists	Bryan Urrutia	vs. Central Penn	11/24/18
Had 10-plus assists	Bryan Urrutia	vs. Longwood	11/13/18
Had 12-plus assists	Kevin White	vs. Hampton	2/1/10
Had 4-plus steals	Bryan Urrutia	at N.C. State	11/10/18
Had 6-plus steals	Troy Snyder	at B-CU	1/28/13
Had 3-plus blocks	L. Thomas	at N.C. A&T	2/19/18
Had 5-plus blocks	Derrico Peck	vs. SCSU	1/28/17
Shot 50% (min. 5 FGA)	Gyamfi/Taylor	at American	12/22/18
Shot 60% (min. 5 FGA)	3 Players	at Winthrop	12/20/18
Shot 70% (min. 5 FGA)	Tyler Jones	at B-CU	2/10/18
Shot 80% (min. 5 FGA)	Colen Gaynor	vs. Jackson State	11/24/17
Played 40+ minutes	Bryan Urrutia	at St. John's	11/27/18
Had a double-double	Dontae Caldwell	at Duquesne	12/13/18

**AN EASTERN SHORE TEAM...**

	Opponent(s)	Date
Won two straight	MSU - Hampton (3)	3/2-3/9/17
Won three straight	MSU - Hampton	3/2-3/9/17
Won four straight	B-C - Hampton	1/23/16-2/6/16
Won five straight	NC A&T - FAMU	1997-98
Won six-plus straight	NC A&T - FAMU (6)	1997-98
Won two straight in MEAC	B-C - DSU	2/20-2/25/17
Won three straight in MEAC	B-C - SCSU	1/21-1/28/17
Won four straight in MEAC	B-C - Hampton	1/23/16-2/6/16
Played overtime	vs. N.C. A&T (3OT)	2/20/17
Played multiple overtimes	vs. N.C. A&T (3OT)	2/20/17
Scored 70-plus points	at Winthrop	12/20/18
Scored 75-plus points	vs. Central Penn	11/24/18
Scored 80-plus points	vs. B-CU	1/8/18
Scored 90-plus points	vs. Hampton	1/6/18
Scored 100-plus points	vs. N.C. A&T	2/20/17
Won by 10-plus points	vs. Central Penn	11/24/18
Won by 15-plus points	vs. Central Penn	11/24/18
Won by 20-plus points	vs. Central Penn	11/24/18
Won by 25-plus points	vs. Central Penn	11/24/18
Won by 30-plus points	vs. Savannah State	1/17/15
Won by 40-plus points	vs. Salisbury	11/12/13
Won by 50-plus points	vs. Centenary	11/15/96
Allowed under 60 points	vs. Central Penn	11/24/18
Allowed under 50 points	vs. Delaware State	2/26/18

**Official Basketball Box Score -- Game Totals -- Final Statistics**  
**Maryland Eastern Shore vs American**  
**12/22/18 12:00 PM at Washington, D.C. / Bender Arena**

**Maryland Eastern Shore 58 • 1-12**

#	Player	*	Total		3-Ptr		Rebounds			PF	TP	A	TO	Blk	Stl	Min
			FG-FGA	FG-FGA	FT-FTA	Off	Def	Tot								
01	ANDINO,Ryan	*	0-5	0-5	0-0	0	1	1	0	0	1	0	0	0	19	
03	BARTLEY,Canaan	*	3-3	0-0	2-4	0	3	3	3	8	0	1	0	1	28	
13	URRUTIA,Bryan	*	2-11	0-2	4-8	0	5	5	3	8	6	4	2	2	38	
15	JONES,Tyler	*	1-5	0-1	0-0	1	0	1	2	2	0	2	0	1	7	
22	GYAMFI,Gabriel	*	3-5	0-0	7-8	5	3	8	4	13	0	2	0	2	25	
04	GAYNOR,Colen		3-10	1-2	0-0	2	6	8	4	7	0	1	0	3	32	
10	OLIVER,Montraz		3-4	1-1	0-1	0	1	1	0	7	0	2	0	2	20	
11	FROST,Ahmad		0-1	0-0	0-0	1	0	1	1	0	0	1	0	0	6	
20	CALDWELL,Dontae		1-1	0-0	0-0	0	2	2	2	2	0	2	0	0	7	
35	TAYLOR,Isaac		5-10	0-0	1-1	2	1	3	4	11	0	1	0	0	18	
Team						0	1	1								
Totals			21-55	2-11	14-22	11	23	34	23	58	7	16	2	11	200	

FG % 1st Half: 9-27 33.3% 2nd half: 12-28 42.9% Game: 21-55 38.2%  
 3FG % 1st Half: 1-6 16.7% 2nd half: 1-5 20.0% Game: 2-11 18.2%  
 FT % 1st Half: 6-10 60.0% 2nd half: 8-12 66.7% Game: 14-22 63.6%

Deadball  
Rebounds  
3

**American 82 • 6-4**

#	Player		Total		3-Ptr		Rebounds			PF	TP	A	TO	Blk	Stl	Min
			FG-FGA	FG-FGA	FT-FTA	Off	Def	Tot								
12	Yiljep, Yilret	f	4-4	0-0	3-5	2	5	7	3	11	1	1	0	0	21	
13	Bragg, Marvin	f	0-1	0-1	0-1	1	2	3	0	0	2	5	0	2	25	
22	Iorio, Sam	f	4-11	3-8	2-2	2	6	8	1	13	6	1	1	2	34	
00	Nelson, Sa'eed	g	2-7	0-2	7-10	2	5	7	1	11	11	2	1	2	33	
05	Motuzis, Larry	g	5-8	4-5	1-2	2	2	4	2	15	0	1	0	0	23	
01	Little, Jesse		3-3	0-0	0-0	1	1	2	1	6	0	0	0	0	9	
02	Beckton Jr, Stacy		3-9	1-5	2-2	0	2	2	1	9	1	1	0	1	19	
10	Diallo, Cheikh 'CB'		1-3	0-1	0-1	0	1	1	3	2	0	1	0	0	10	
14	Perez, Justin		0-1	0-1	0-0	0	1	1	0	0	0	0	0	0	1	
21	Alexander, Josh		2-2	0-0	3-3	1	1	2	3	7	0	2	1	0	11	
33	Sutton, Christian		0-0	0-0	1-2	0	0	0	0	1	0	2	0	0	1	
41	Boonyasith, Jacob		2-4	2-4	1-2	0	0	0	5	7	1	0	1	0	12	
45	Cimino, Matt		0-0	0-0	0-0	0	0	0	0	0	0	0	0	0	1	
Team						1	1	2								
Totals			26-53	10-27	20-30	12	27	39	20	82	22	16	4	7	200	

FG % 1st Half: 13-29 44.8% 2nd half: 13-24 54.2% Game: 26-53 49.1%  
 3FG % 1st Half: 5-15 33.3% 2nd half: 5-12 41.7% Game: 10-27 37.0%  
 FT % 1st Half: 12-17 70.6% 2nd half: 8-13 61.5% Game: 20-30 66.7%

Deadball  
Rebounds  
2,1

Officials: Bruce Rothwell, Kenneth Clark, Ian McClenny  
 Technical fouls: Maryland Eastern Shore-None. American-None.  
 Attendance: 1330  
 Fouled Out: Boonyasith (AU) - 2nd, 1:23

Score by periods	1st	2nd	Total
Maryland Eastern Shore	25	33	58
American	43	39	82

## EASTERN SHORE &amp; OPPONENT STATISTICS BY GAME

	Date	Result	FG-A	Pct	3FG-A	Pct	FT-A	Pct	O-D-Reb	PF	Pts	Ast	TO	Blk	Stl
<i>at Georgetown</i>			23-52	.442	9-24	.375	13-19	.684	7-33-40	13	68	15	19	7	8
Eastern Shore	Nov. 6	L 68-53	<b>22-63</b>	.349	4-13	.174	5-9	.556	9-24-33	18	53	12	16	1	<b>13</b>
<i>at North Carolina State</i>			35-62	.565	11-27	.407	14-17	.824	15-32-47	20	95	23	14	3	4
Eastern Shore	Nov. 10	L 95-49	17-54	.315	5-19	.263	<b>10-16</b>	<b>.625</b>	9-15-24	17	49	9	15	4	9
<i>Longwood</i>			18-39	.462	12-26	.462	18-22	.818	4-30-34	19	66	11	16	1	3
at Eastern Shore	Nov. 13	L 66-63	21-58	.362	<b>10-32</b>	.313	11-15	.733	10-19-29	20	63	16	9	1	6
<i>at North Texas</i>			24-54	.444	7-28	.250	13-21	.619	11-37-48	13	68	14	11	3	10
Eastern Shore	Nov. 17	L 68-34	12-53	.226	3-22	.136	7-10	.700	6-22-28	16	34	4	15	0	6
<i>at Mercer</i>			30-57	.526	10-23	.435	10-13	.769	10-28-38	13	80	17	14	3	8
Eastern Shore	Nov. 20	L 80-42	15-47	.319	3-16	.188	9-11	<b>.818</b>	5-18-23	14	42	4	17	3	8
<i>Central Penn</i>			17-51	.333	7-30	.233	11-16	.688	9-24-33	18	52	12	20	3	4
at Eastern Shore	Nov. 24	W 77-52	<b>29-60</b>	<b>.483</b>	8-21	<b>.381</b>	11-15	.733	10-25-35	13	77	<b>21</b>	10	4	10
<i>at St. John's</i>			31-64	.484	12-33	.364	11-16	.688	8-35-43	14	85	20	10	3	7
Eastern Shore	Nov. 27	L 85-64	22-58	.379	10-24	.417	10-15	.667	3-28-31	14	64	10	12	0	7
<i>Delaware</i>			25-48	.521	7-18	.389	14-15	.933	6-23-29	15	71	14	12	2	6
at Eastern Shore	Nov. 30	L 71-62	23-49	.469	5-16	.313	<b>11-14</b>	.786	6-18-24	17	62	9	13	1	4
<i>at East Carolina</i>			28-58	.483	6-23	.261	8-17	.471	15-27-42	15	70	16	12	5	9
Eastern Shore	Dec. 2	L 70-47	16-50	.320	2-14	.143	<b>13-18</b>	.722	8-20-28	16	47	4	15	2	6
<i>at Duquesne</i>			24-61	.393	12-36	.333	12-19	.632	16-29-45	12	72	16	12	3	5
Eastern Shore	Dec. 13	L 72-57	21-56	.375	7-17	.412	8-11	.727	6-25-31	16	57	11	11	2	7
<i>at Pittsburgh</i>			28-60	.467	9-25	.360	13-22	.519	16-35-51	15	78	15	15	5	11
Eastern Shore	Dec. 15	L 78-43	17-55	.309	3-18	.167	6-13	.462	7-22-29	20	43	7	16	2	6
<i>at Winthrop</i>			25-60	.417	14-38	.368	24-32	.750	14-27-41	13	88	18	8	3	3
Eastern Shore	Dec. 20	L 88-74	<b>29-63</b>	.460	8-26	.308	8-10	.800	8-25-33	<b>24</b>	74	11	11	3	2
<i>at American</i>			26-53	.491	10-27	.370	20-30	.667	12-27-39	20	82	22	16	4	7
Eastern Shore	Dec. 22	L 82-58	21-55	.382	2-11	.182	14-22	.636	<b>11-23-34</b>	23	58	7	16	2	11
<i>at Virginia Tech</i>															
Eastern Shore	Dec. 28														
<i>Chestnut Hill</i>															
at Eastern Shore	Dec. 31														
<i>at Morgan State</i>															
Eastern Shore	Jan. 5														
<i>Howard</i>															
at Eastern Shore	Jan. 7														
<i>North Carolina Central</i>															
at Eastern Shore	Jan. 12														
<i>North Carolina A&amp;T</i>															
at Eastern Shore	Jan. 14														
<i>at Florida A&amp;M</i>															
Eastern Shore	Jan. 19														
<i>at Bethune-Cookman</i>															
Eastern Shore	Jan. 21														
<i>at Norfolk State</i>															
Eastern Shore	Jan. 26														
<i>at Howard</i>															
Eastern Shore	Jan. 28														
<i>South Carolina State</i>															
at Eastern Shore	Feb. 2														
<i>Savannah State</i>															
at Eastern Shore	Feb. 4														
<i>at North Carolina Central</i>															
Eastern Shore	Feb. 9														
<i>at North Carolina A&amp;T</i>															
Eastern Shore	Feb. 11														
<i>Coppin State</i>															
at Eastern Shore	Feb. 16														
<i>at Delaware State</i>															
Eastern Shore	Feb. 23														
<i>Morgan State</i>															
at Eastern Shore	Mar. 4														
<i>Delaware State</i>															
at Eastern Shore	Mar. 7														
<i>vs. MEAC Tournament</i>															
Eastern Shore	Mar. 11														

**Bold denotes season high**

**2018-19 Hawks Basketball**  
**Maryland Eastern Shore Combined Team Statistics (as of Dec 22, 2018)**  
**All games**

<b>RECORD:</b>	<b>OVERALL</b>	<b>HOME</b>	<b>AWAY</b>	<b>NEUTRAL</b>
ALL GAMES	1-12	1-2	0-10	0-0
CONFERENCE	0-0	0-0	0-0	0-0
NON-CONFERENCE	1-12	1-2	0-10	0-0

#	Player	gp-gs	min	avg	Total		3-Point		F-Throw		Rebounds			pf	dq	a	to	blk	stl	pts	avg	
					fg-fga	fg%	3fg-fga	3fg%	ft-fa	ft%	off	def	tot									avg
01	ANDINO,Ryan	13-11	371	28.5	52-151	.344	44-127	.346	9-11	.818	0	21	21	1.6	4	0	6	10	0	13	157	12.1
02	GREEN,Derrick	2-0	18	9.0	0-1	.000	0-0	.000	0-1	.000	0	1	1	0.5	2	0	1	2	0	0	0	0.0
03	BARTLEY,Canaan	13-11	312	24.0	18-51	.353	1-9	.111	9-13	.692	11	35	46	3.5	30	1	13	18	1	10	46	3.5
04	GAYNOR,Colen	2-0	52	26.0	9-20	.450	1-6	.167	1-2	.500	3	8	11	5.5	7	0	1	1	1	3	20	10.0
05	THOMAS,LeAndre	1-0	1	1.0	0-0	.000	0-0	.000	0-0	.000	0	0	0	0.0	1	0	0	1	0	0	0	0.0
10	OLIVER,Montraz	11-0	185	16.8	16-43	.372	4-16	.250	17-19	.895	6	18	24	2.2	9	0	9	13	0	6	53	4.8
11	FROST,Ahmad	13-5	238	18.3	17-55	.309	6-20	.300	2-6	.333	12	24	36	2.8	21	0	15	18	0	7	42	3.2
12	CHEESEMAN,AJ	11-11	313	28.5	53-129	.411	2-11	.182	30-50	.600	15	27	42	3.8	36	3	9	24	6	11	138	12.5
13	URRUTIA,Bryan	11-10	352	32.0	30-82	.366	4-25	.160	15-24	.625	4	35	39	3.5	27	1	50	31	3	26	79	7.2
15	JONES,Tyler	13-6	282	21.7	39-102	.382	6-27	.222	6-9	.667	8	19	27	2.1	33	1	9	21	10	9	90	6.9
20	CALDWELL,Dontae	11-2	183	16.6	11-46	.239	2-17	.118	11-14	.786	3	42	45	4.1	19	0	6	11	1	6	35	3.2
22	GYAMFI,Gabriel	13-9	277	21.3	15-31	.484	0-1	.000	22-29	.759	20	35	55	4.2	35	2	6	17	3	4	52	4.0
35	TAYLOR,Isaac	1-0	18	18.0	5-10	.500	0-0	.000	1-1	1.000	2	1	3	3.0	4	0	0	1	0	0	11	11.0
Team													14	18	32		8					
Total.....		13	2602		265-721	.368	70-259	.270	123-179	.687	98	284	382	29.4	228	8	125	176	25	95	723	55.6
Opponents.....		13	2602		334-719	.465	126-358	.352	181-259	.699	143	387	530	40.8	200	-	213	179	45	85	975	75.0

<b>TEAM STATISTICS</b>	<b>MDESM</b>	<b>OPP</b>	<b>Date</b>	<b>Opponent</b>	<b>Score</b>	<b>Att.</b>
SCORING	723	975	11/06/18	at Georgetown	L 53-68	4189
Points per game	55.6	75.0	11/10/18	at NC State	L 49-95	13586
Scoring margin	-19.4	-	11/13/18	LONGWOOD	L 63-66	1115
FIELD GOALS-ATT	265-721	334-719	11/17/18	at North Texas	L 34-68	2226
Field goal pct	.368	.465	11/20/18	at Mercer	L 42-80	2589
3 POINT FG-ATT	70-259	126-358	11/24/18	CENTRAL PENN	w 77-52	361
3-point FG pct	.270	.352	11/27/18	at St. John's	L 64-85	4727
3-pt FG made per game	5.4	9.7	11/30/18	DELAWARE	L 62-71	1428
FREE THROWS-ATT	123-179	181-259	12/02/18	at ECU	L 47-70	2964
Free throw pct	.687	.699	12/13/18	at Duquesne	L 57-72	1346
F-Throws made per game	9.5	13.9	12/15/18	at Pitt	L 43-78	4472
REBOUNDS	382	530	12-20-18	at Winthrop	L 74-88	5103
Rebounds per game	29.4	40.8	12/22/18	at American	L 58-82	1330
Rebounding margin	-11.4	-				
ASSISTS	125	213				
Assists per game	9.6	16.4		* - Conference game		
TURNOVERS	176	179				
Turnovers per game	13.5	13.8				
Turnover margin	+0.2	-				
Assist/turnover ratio	0.7	1.2				
STEALS	95	85				
Steals per game	7.3	6.5				
BLOCKS	25	45				
Blocks per game	1.9	3.5				
ATTENDANCE	2904	42532				
Home games-Avg/Game	3-968	10-4253				
Neutral site-Avg/Game	-	0-0				

<b>Score by Periods</b>	<b>1st</b>	<b>2nd</b>	<b>Totals</b>
Maryland Eastern Shor	306	417	723
Opponents	505	470	975



**2018-19 Hawks Basketball**  
**Maryland Eastern Shore Combined Team Statistics (as of Dec 22, 2018)**  
**Last 5 games**

<b>RECORD:</b>	<b>OVERALL</b>	<b>HOME</b>	<b>AWAY</b>	<b>NEUTRAL</b>
ALL GAMES	0-5	0-0	0-5	0-0
CONFERENCE	0-0	0-0	0-0	0-0
NON-CONFERENCE	0-5	0-0	0-5	0-0


#	Player	gp-gs	min	avg	Total		3-Point		F-Throw		Rebounds				pf	dq	a	to	blk	stl	pts	avg
					fg-fga	fg%	3fg-fga	3fg%	ft-fa	ft%	off	def	tot	avg								
01	ANDINO,Ryan	5-5	142	28.4	18-55	.327	16-47	.340	0-2	.000	0	4	4	0.8	1	0	3	2	0	6	52	10.4
03	BARTLEY,Canaan	5-5	142	28.4	11-20	.550	0-1	.000	6-8	.750	5	16	21	4.2	14	1	6	8	1	3	28	5.6
04	GAYNOR,Colen	2-0	52	26.0	9-20	.450	1-6	.167	1-2	.500	3	8	11	5.5	7	0	1	1	1	3	20	10.0
10	OLIVER,Montraz	5-0	99	19.8	8-26	.308	2-8	.250	5-6	.833	4	14	18	3.6	5	0	6	9	0	3	23	4.6
11	FROST,Ahmad	5-3	103	20.6	3-21	.143	1-6	.167	1-4	.250	5	17	22	4.4	12	0	8	11	0	3	8	1.6
12	CHEESEMAN,AJ	3-3	91	30.3	13-35	.371	1-2	.500	9-15	.600	4	7	11	3.7	12	1	1	5	0	4	36	12.0
13	URRUTIA,Bryan	3-2	60	20.0	5-16	.313	0-2	.000	6-10	.600	0	7	7	2.3	8	1	7	7	2	2	16	5.3
15	JONES,Tyler	5-4	121	24.2	19-47	.404	1-10	.100	4-5	.800	2	9	11	2.2	13	1	5	14	6	4	43	8.6
20	CALDWELL,Dontae	4-0	72	18.0	5-17	.294	0-4	.000	4-6	.667	0	16	16	4.0	6	0	1	3	1	2	14	3.5
22	GYAMFI,Gabriel	5-3	100	20.0	8-12	.667	0-0	.000	12-15	.800	10	11	21	4.2	17	1	2	6	0	2	28	5.6
35	TAYLOR,Isaac	1-0	18	18.0	5-10	.500	0-0	.000	1-1	1.000	2	1	3	3.0	4	0	0	1	0	0	11	11.0
Team											5	5	10				2					
Total.....		5	1000		104-279	.373	22-86	.256	49-74	.662	40	115	155	31.0	99	5	40	69	11	32	279	55.8
Opponents.....		5	1000		131-292	.449	51-149	.342	77-120	.642	73	145	218	43.6	75	-	87	63	20	35	390	78.0

<b>TEAM STATISTICS</b>	<b>MDESM</b>	<b>OPP</b>	<b>Date</b>	<b>Opponent</b>	<b>Score</b>	<b>Att.</b>
SCORING	279	390	12/02/18	at ECU	L 47-70	2964
Points per game	55.8	78.0	12/13/18	at Duquesne	L 57-72	1346
Scoring margin	-22.2	-	12/15/18	at Pitt	L 43-78	4472
FIELD GOALS-ATT	104-279	131-292	12-20-18	at Winthrop	L 74-88	5103
Field goal pct	.373	.449	12/22/18	at American	L 58-82	1330
3 POINT FG-ATT	22-86	51-149	* - Conference game			
3-point FG pct	.256	.342				
3-pt FG made per game	4.4	10.2				
FREE THROWS-ATT	49-74	77-120				
Free throw pct	.662	.642				
F-Throws made per game	9.8	15.4				
REBOUNDS	155	218				
Rebounds per game	31.0	43.6				
Rebounding margin	-12.6	-				
ASSISTS	40	87				
Assists per game	8.0	17.4				
TURNOVERS	69	63				
Turnovers per game	13.8	12.6				
Turnover margin	-1.2	-				
Assist/turnover ratio	0.6	1.4				
STEALS	32	35				
Steals per game	6.4	7.0				
BLOCKS	11	20				
Blocks per game	2.2	4.0				
ATTENDANCE	0	15215				
Home games-Avg/Game	0-0	5-3043				
Neutral site-Avg/Game	-	0-0				

<b>Score by Periods</b>	<b>1st</b>	<b>2nd</b>	<b>Totals</b>
Maryland Eastern Shor	115	164	279
Opponents	209	181	390



# THE SHORE



**Marlon Adams**  
F • 6-6 • 220 • Jr.  
Middletown, N.Y.  
Gulf Coast State (Fla.)



**Ryan Andino**  
G • 6-2 • 180 • Sr.  
Fort Lauderdale, Fla.  
Fishburne Military (Va.)



**Derrick Green**  
G • 6-3 • 200 • Jr.  
Baltimore, Md.  
Howard College



**Canaan Bartley**  
G • 6-1 • 175 • So.  
Miami, Fla.  
St. Petersburg College



**Colen Gaynor**  
G • 6-5 • 185 • R-So.  
Berlin, Md.  
Mt. Zion Baptist



**Montraz Oliver**  
G • 6-3 • 160 • R-So.  
Princess Anne, Md.  
Washington High School



**Ahmad Frost**  
G • 6-0 • 185 • R-Jr.  
Cincinnati, Ohio  
Fishburne Military (Va.)



**A.J. Cheeseman**  
F • 6-0 • 225 • Jr.  
Snellville, Ga.  
Gordon State



**Bryan Urrutia**  
G • 6-1 • 206 • Jr.  
El Paso, Texas  
Cochise College (Ariz.)




**Tyler Jones**  
F • 6-7 • 200 • Jr.  
Atlantic City, N.J.  
Holy Spirit High School



**Dontae Caldwell**  
G • 6-5 • 190 • R-Jr.  
Santa Ana, Calif.  
Bull City Prep (N.C.)



**Gabriel Gyamfi**  
G • 6-6 • 185 • Jr.  
Brampton, Ont.  
Colby C.C. (Kan.)



**Justice Bartley**  
G/F • 6-6 • 204 • G.S.  
Lilburn, Ga.  
Virginia



**Isaac Taylor**  
F • 6-8 • 250 • R-Jr.  
Wachapreague, Va.  
Montrose Christian



**Adrian "Ace" Custis**  
Assistant Coach  
5th Season  
Virginia Tech '97



**Clifford Reed, Jr.**  
Interim Head Coach  
1st Season  
Bethune-Cookman '91



**Raheem Waller**  
Assistant Coach  
1st Season  
South Carolina State '99