



PITT vs. VIRGINIA TECH

October 16, 2021 • 3:30 p.m. (ET)

Lane Stadium (65,632/Natural Grass) • Blacksburg, Va.

ESPN2 • Pitt Panthers Radio Network

PittsburghPanthers.com • @Pitt_FB

Schedules and Results

PITT (4-1, 1-0 ACC)

Sept. 4	Massachusetts (ACCN)	W, 51-7
Sept. 11	at Tennessee (ESPN)	W, 41-34
Sept. 18	Western Michigan (RSN)	L, 41-44
Sept. 25	New Hampshire (ACCNX) (HC)	W, 77-7
Oct. 2	at Georgia Tech* (ACCN)	W, 52-21
Oct. 16	at Virginia Tech* (ESPN2)	3:30 p.m.
Oct. 23	Clemson*	TBA
Oct. 30	Miami*	TBA
Nov. 6	at Duke*	TBA
Nov. 11 (Thurs.)	North Carolina* (ESPN)	7:30 p.m.
Nov. 20	Virginia*	TBA
Nov. 27	at Syracuse*	TBA

*ACC game (HC) Homecoming

VIRGINIA TECH (3-2, 1-0 ACC)

Sept. 3 (Fri.)	North Carolina*	W, 17-10
Sept. 11	Middle Tennessee	W, 35-14
Sept. 18	at West Virginia	L, 21-27
Sept. 25	Richmond	W, 21-10
Oct. 9	Notre Dame	L, 29-32
Oct. 16	Pitt*	3:30 p.m.
Oct. 23	Syracuse*	TBA
Oct. 30	at Georgia Tech*	TBA
Nov. 5 (Fri.)	at Boston College*	7:30 p.m.
Nov. 13	Duke*	TBA
Nov. 20	at Miami*	TBA
Nov. 27	at Virginia*	TBA

*ACC game

Broadcast Information

Television • ESPN2

Jason Benetti (play-by-play)

Andre Ware (analyst)

Paul Carcaterra (reporter)

Pitt Radio • 93.7 The Fan & Pitt Panthers Radio Network

Bill Hillgrove (play-by-play)

Pat Bostick (analyst)

Larry Richert (reporter)

SiriusXM Satellite Radio

Sirius Channel 113, XM Channel 201, SXM App Channel 964

WPTS Radio (Pitt Student Station) • 92.1 FM

Online Audio

937thefan.radio.com

Game Storylines

- ✓ Pitt travels for a critical Coastal Division clash at Virginia Tech. The Panthers and Hokies are both 1-0 in ACC play. A victory will be key to gaining early momentum in the always competitive Coastal race.
- ✓ Pitt has won two of its past three games with Virginia Tech, including last season's 47-14 victory at Heinz Field. Pitt, however, has not won in Blacksburg since 2015, losing its last two road games in the series.
- ✓ Since 2015, Pat Narduzzi has directed Pitt to 30 victories in ACC play, tied with Virginia Tech for the third-highest win total during that span. Only Clemson (48) and Miami (32) have won more.
- ✓ Pitt has scored 40-plus points in five consecutive games for the first time ever. The Panthers average a national-best 52.4 points per game.
- ✓ Kenny Pickett has thrown 19 touchdowns against only one interception. Pickett's TD pass total—already a single-season personal high—ranks fourth in the nation and first in the ACC.
- ✓ Jordan Addison leads the nation with nine touchdown catches. Addison has caught at least one TD in all five games this season. The last Pitt player to catch a TD in six consecutive games was Larry Fitzgerald in 2003.
- ✓ The Panthers are averaging an ACC-high 554.4 yards per game, which ranks third nationally. The Pitt season record for total offense is 452.3 set in 1992.
- ✓ Pitt's pass rush, perennially among the nation's best, has produced 18 sacks, an average of 3.60 per game, which ranks eighth nationally. Defensive end Habakkuk Baldonado has a team-high 3.5 sacks.

Pitt-Virginia Tech History in Brief

Series Began: 1993

Series Overall: VT leads 11-9

ACC Series: Series tied 4-4

At Pittsburgh: Pitt leads 7-4

At Virginia Tech: VT leads 7-2

At Neutral Sites: DNA

Last Meeting at Pitt: Nov. 21, 2020 (Pitt 47, Virginia Tech 14)

Last Meeting at VT: Nov. 23, 2019 (Virginia Tech 28, Pitt 0)

Current Series Streak:

Pitt has won 1 (2020)

Longest Pitt Series Win Streak:

4 games (2001-03, 2012)

Longest VT Series Win Streak:

4 games (1993-96)

Largest Pitt Victory Margin:

33 points (47-14, 2020)

Largest VT Victory Margin:

42 points (63-21, 1993)

The Coaches

Pitt Coach Pat Narduzzi

Overall (season): 46-35 (seventh)

At Pitt (season): same

Alma Mater: Rhode Island, 1990

Record vs. Virginia Tech: 3-3

Virginia Tech Coach Justin Fuente

Overall (season): 67-51 (10th)

At Va. Tech (season): 41-28 (sixth)

Alma Mater: Murray State, 1999

Record vs. Pitt: 3-2

PITT FOOTBALL MEDIA SERVICES



VIRGINIA TECH WEEK SCHEDULE

SUNDAY	MONDAY	TUESDAY	WEDNESDAY	THURSDAY	FRIDAY	SATURDAY
10 No scheduled media opportunities	11 Pat Narduzzi Press Conference Noon	12 Practice Window 9:10 a.m. Interviews 11:15 a.m.	13 Interviews 11:30 p.m. Narduzzi Radio Show 93.7 The Fan 6-7 p.m.	14 Final Narduzzi Press Brief 1 p.m.	15 No scheduled media opportunities	16 Pitt at Virginia Tech Lane Stadium 3:30 p.m., ET ESPN2

PITT FOOTBALL MEDIA CONTACTS

E.J. Borghetti, Executive Associate A.D.
(*football contact*)

Borghetti e-mail: eborghetti@athletics.pitt.edu

R.J. Sepich, Assistant Communications Director
(*co-football contact*)

Sepich e-mail: rsepich@athletics.pitt.edu

Celeste Welsh, Communications Operations Director
(*credential contact*)

Welsh e-mail: cwelsh@athletics.pitt.edu

PITT ATHLETIC COMMUNICATIONS PHONE NUMBERS

Pitt Athletic Communications Office: (412) 648-8240

Heinz Field Press Box: (412) 697-7198

Pitt Football Office: (412) 648-8700

PITT FOOTBALL ON THE WEB

Official Pitt Site: PittsburghPanthers.com

Media Info: collegepressbox.com

Pitt Football Twitter/Instagram: @Pitt_FB

Pitt YouTube Page: YouTube.com/pittlivewire

PITT ATHLETIC COMMUNICATIONS ADDRESS

University of Pittsburgh
Athletic Communications
Petersen Events Center
3719 Terrace Street
Pittsburgh, PA 15261

PITT PRACTICE FACILITY ADDRESS

Pitt Football Office
UPMC Rooney Sports Complex
3450 South Water Street
Pittsburgh PA 15203

ACC COMMUNICATIONS CONTACTS

Amy Yakola, Deputy Commissioner
(*chief of external affairs*)

Yakola e-mail: ayakola@theacc.org

Kevin Best, Senior Associate Commissioner
(*football communications*)

Best e-mail: kbest@theacc.org

ACC Communications Phone: (336) 854-8787

ACC FOOTBALL ON THE WEB

Official ACC Site: theacc.com

Media Info: collegepressbox.com

ACC Football Twitter: @ACCFootball

ACC YouTube Page: YouTube.com/ACCDigitalNetwork

WEEKLY PRESS CONFERENCE

Pat Narduzzi conducts his game week press conferences on Mondays at noon. The conferences are held at the UPMC Rooney Sports Complex. A transcript and video will be posted later that afternoon at PittsburghPanthers.com. Archived video from past Coach Narduzzi press conferences can also be viewed at YouTube.com/pittlivewire.

PITT PRACTICE COVERAGE

On designated days, the initial 30 minutes of Pitt football practice are open to the media for observation. Photographers are also free to shoot practice during this time. The duration of the workout is closed. Reporters should contact the communications office in advance for practice times and proper clearance. All practices will be held at the UPMC Rooney Sports Complex.

PITT WEEKLY INTERVIEWS

All interviews must be arranged through the communications office. Select players and assistant coaches are available for post-practice media sessions on Tuesdays and Wednesdays. In addition to his Monday press conferences, Coach Narduzzi will have a final media briefing on Thursdays of game weeks.

PITT MEDIA CREDENTIALS

Pitt home game credentials should be requested via sportssystem.com/pitt. Questions about credential registration should be directed to communications coordinator Celeste Welsh by email (cwelsh@athletics.pitt.edu).

COLLEGEPRESSBOX.COM

Media can use collegepressbox.com to download game notes, quotes, statistics, media guides, headshots, logos and more for each conference. Login information will be distributed to accredited media or you can apply for access at collegepressbox.com/register.

ACC MEDIA PORTAL

The ACC provides individual highlight packages from all ACC-controlled regular-season football games to approved TV news affiliates for the 2021-22 season. Upon the conclusion of each game, highlights will be available for local TV news affiliates to download and use in televised news programming at no cost. Outlets may access the highlights, along with any weekly head coach press conferences, through the ACC Media Portal. The use of ACC game highlights provided through the ACC Media Portal remain subject to those restrictions outlined in the ACC News Access Guidelines. Interested affiliates should email licensing@catapultsports.com to register for the ACC Media Portal and for additional information. Approved affiliates will receive a confirmation email along with credentials to access the ACC Media Portal.

ACC DIGITAL LICENSE

Per the ACC News Access Guidelines, game footage (station shot or broadcast) may not be distributed through digital platforms without a license. The ACC and Catapult Sports offer a turnkey digital highlight license specifically designed for local TV affiliates. This license will cover the use of ACC game footage across official station websites, apps and social media platforms. Distribution of in-game highlights on any platform during the broadcast window is strictly prohibited regardless of a digital license. Interested affiliates should email licensing@catapultsports.com to receive more information or to purchase a digital license.

ACC DIGITAL CONTENT

Agencies with interest in accessing or licensing ACC digital content beyond what is provided for in the ACC News Access Guidelines and as set forth in the preceding paragraphs should contact Chad Swofford (Raycom Sports) at cswofford@raycomsports.com.

OFFENSE

Quarterback

8	KENNY PICKETT (SR+, 6-3, 220)
12	Nick Patti (JR*, 6-3, 220)
17	Davis Beville (SO*, 6-6, 235)

Running Back

2	ISRAEL ABANIKANDA (SO, 5-11, 215) OR
22	VINCENT DAVIS (JR, 5-8, 175) OR
21	A.J. DAVIS JR. (SR+, 6-0, 225)

Wide Receiver

11	TAYSIR MACK (SR+, 6-2, 190)
5	Jared Wayne (JR, 6-3, 210)

Wide Receiver

3	JORDAN ADDISON (SO, 6-0, 175)
10	Jaylon Barden (SO, 5-11, 175)

Wide Receiver

18	SHOCKY JACQUES-LOUIS (SR, 6-0, 190)
6	Tre Tipton (SR+, 6-1, 190)

Tight End

7	LUCAS KRULL (SR+, 6-6, 260)
86	Gavin Bartholomew (FR, 6-4, 260)

Left Tackle

77	CARTER WARREN (SR*, 6-5, 315)
76	Matt Goncalves (SO*, 6-6, 320)

Left Guard

55	MARCUS MINOR (SR*, 6-4, 325)
68	Blake Zubovic (JR*, 6-4, 325)

Center

60	OWEN DREXEL (SR*, 6-3, 310)
58	Terrence Moore (FR, 6-5, 305)

Right Guard

53	JAKE KRADEL (JR*, 6-3, 305)
74	Keldrick Wilson (SR+, 6-5, 315)

Right Tackle

57	GABE HOUY (SR*, 6-6, 325)
78	Branson Taylor (FR*, 6-5, 335)

DEFENSE

Defensive End

87	HABAKKUK BALDONADO (JR*, 6-5, 260)
6	John Morgan III (JR*, 6-2, 260)

Defensive Tackle

8	CALIJAH KANCEY (SO*, 6-0, 275)
95	Devin Danielson (JR*, 6-2, 310) or
90	Deandre Jules (SO*, 6-3, 285)

Defensive Tackle

10	KEYSHON CAMP (SR+, 6-4, 290)
2	David Green (JR*, 6-0, 290) or
92	Tyler Bentley (JR*, 6-2, 305)

Defensive End

5	DESLIN ALEXANDRE (SR*, 6-4, 285)
50	Dayon Hayes (SO, 6-3, 260)

Star Linebacker

38	CAM BRIGHT (SR*, 6-0, 220)
0	John Petrishen (SR+, 6-1, 225)

Mike Linebacker

20	WENDELL DAVIS (JR*, 6-2, 240) OR
7	SIRVOCEA DENNIS (JR, 6-1, 230)
30	Brandon George (JR, 6-3, 240)

Money Linebacker

24	PHIL CAMPBELL III (SR+, 6-1, 220)
7	SirVocea Dennis (JR, 6-1, 230) or
36	Chase Pine (SR+, 6-3, 250)

Strong Safety

9	BRANDON HILL (SO*, 5-11, 195)
26	Judson Tallandier II (JR*, 6-0, 185)

Free Safety

31	ERICK HALLETT II (JR*, 5-11, 195) OR
15	RASHAD BATTLE (SO, 6-3, 205)

Cornerback

14	MARQUIS WILLIAMS (JR*, 5-9, 175)
25	A.J. Woods (JR, 5-11, 190)

Cornerback

21	DAMARRI MATHIS (SR*, 5-11, 195)
12	M.J. Devonshire (SO*, 5-11, 185)

SPECIALISTS

Placekicker

91	SAM SCARTON (SO*, 6-1, 195) OR
90	BEN SAULS (FR*, 5-10, 185)

Punter

98	KIRK CHRISTODOULOU (SR*, 6-1, 225)
95	Caleb Junko (FR, 6-1, 185)

Holder

98	KIRK CHRISTODOULOU (SR*, 6-1, 225)
92	Cam Guess (FR*, 5-11, 200) or
95	Caleb Junko (FR, 6-1, 185)

Long Snapper

94	CAL ADOMITIS (SR+, 6-2, 250)
49	Byron Floyd (FR*, 6-1, 245)

Kickoff Returner

4	MELQUISE STOVALL (SR+, 5-9, 185)
2	Israel Abanikanda (SO, 5-11, 215) or
10	Jaylon Barden (SO, 5-11, 175)

Punt Returner

4	MELQUISE STOVALL (SR+, 5-9, 185)
12	M.J. Devonshire (SO*, 5-11, 185) or
10	Jaylon Barden (SO, 5-11, 175)

Kickoffs

90	BEN SAULS (FR*, 5-10, 185) OR
91	SAM SCARTON (SO*, 6-1, 195)

2021 PITT FOOTBALL ROSTERS



PITT NUMERICAL ROSTER

No.	Name	Pos.	Yr.	Ht.	Wt.	Hometown/High School
0	John Petrishen**	LB	SR+	6-1	225	Lower Burrell, PA/Pgh. Central Catholic/Penn State
2	Israel Abanikanda*	RB	SO	5-11	215	Brooklyn, NY/Abraham Lincoln
2(D)	David Green**	DL	JR*	6-0	290	West Mifflin, PA/Pittsburgh Central Catholic
3	Jordan Addison*	WR	SO	6-0	175	Frederick, MD/Tuscarora
3(D)	Khalil Anderson	DB	FR	5-11	170	Atlanta, GA/Riverwood
4	Melquise Stovall	WR	SR+	5-9	185	Lancaster, CA/Paraclete/Hawaii
4(D)	Nahki Johnson	DL	FR	6-2	250	Pittsburgh, PA/West Mifflin
5	Deslin Alexandre***	DL	SR*	6-4	285	Pompano Beach, FL/Deerfield Beach
5(D)	Jared Wayne**	WR	JR	6-3	210	Peterborough, ON/Clearwater Acad. International (FL)
6	Tre Tipton***	WR	SR+	6-1	190	Apollo, PA/Apollo-Ridge
6(D)	John Morgan III**	DL	JR*	6-2	260	Upper Marlboro, MD/DeMatha Catholic
7	Lucas Krull	TE	SR+	6-6	260	Shawnee, KS/Mill Valley/Florida
7(D)	SirVocea Dennis**	LB	JR	6-1	230	Syracuse, NY/Christian Brothers/Peddie (NJ)
8	Kenny Pickett****	QB	SR+	6-3	220	Oakhurst, NJ/Ocean Township
8(D)	Calijah Kancey*	DL	SO*	6-0	275	Miami, FL/Miami Northwestern
9	Brandon Hill*	DB	SO*	5-11	195	Apopka, FL/Wekiva
9(D)	Rodney Hammond Jr.	RB	FR	5-9	175	Norfolk, VA/Booker T. Washington
10	Keyshon Camp***	DL	SR+	6-4	290	Lakeland, FL/Lake Gibson
10(D)	Jaylon Barden*	WR	SO	5-11	175	Lizella, GA/Westside
11	Taysir Mack***	WR	SR+	6-2	190	Brooklyn, NY/Grand Street Campus/Indiana
11(D)	Bangally Kamara*	LB	SO	6-2	225	Akron, OH/East
12	Nick Patti*	QB	JR*	6-3	220	Hillsdale, NJ/St. Joseph Regional
12(D)	M.J. Devonshire	DB	SO*	5-11	185	Aliquippa, PA/Aliquippa/Kentucky
14	Marquis Williams**	DB	JR*	5-9	175	Pompano Beach, FL/Cardinal Gibbons
15	Rashad Battle*	DB	SO	6-3	205	Atlanta, GA/Creekside
16	Joey Yellen*	QB	SO*	6-3	215	Mission Viejo, CA/Mission Viejo/Arizona State
16(D)	Nate Temple*	DL	SO*	6-4	235	Abbeville, SC/Abbeville
17	Davis Beville*	QB	SO*	6-6	235	Greenville, SC/Greenville
17(D)	Leslie Smith	LB	SO*	5-11	210	Miami, FL/Miami Northwestern
18	Shocky Jacques-Louis***	WR	SR	6-0	190	Fort Myers, FL/Dunbar
18(D)	Eli Kosanovich	QB	SO*	6-2	210	Aliquippa, PA/Aliquippa
19	Jahvante Royal	DB	FR*	6-3	195	Miramar, FL/St. Thomas Aquinas
19(D)	Nate Yarnell	QB	FR	6-6	215	Austin, TX/Lake Travis
20	Wendell Davis*	LB	JR*	6-2	240	Richmond, VA/Benedictine College Prep
20(D)	Myles Alston	WR	FR	6-1	180	Virginia Beach, VA/Ocean Lakes
21	A.J. Davis Jr.****	RB	SR+	6-0	225	Lakeland, FL/Lakeland
21(D)	Damarri Mathis***	DB	SR*	5-11	195	Lakeland, FL/Lakeland
22	Vincent Davis**	RB	JR	5-8	175	Fort Lauderdale, FL/Cardinal Gibbons
22(D)	P.J. O'Brien	DB	FR	6-0	185	Pompano Beach, FL/Deerfield Beach
23	Todd Sibley Jr.***	RB	SR*	5-10	230	Akron, OH/Archbishop Hoban
24	Phil Campbell III****	LB	SR+	6-1	220	Kendall Park, NJ/South Brunswick
24(D)	Tamarion Crumpley	DB	FR	6-1	185	Cincinnati, OH/Winton Woods
25	Kaymar Mimes*	TE	JR*	6-5	255	Long Branch, NJ/Long Branch
25(D)	A.J. Woods**	DB	JR	5-11	190	Germantown, MD/Northwest
26	Judson Tallandier II*	DB	JR*	6-0	185	Largo, MD/DeMatha Catholic
26(D)	Jake Frantl	QB	FR	6-0	200	Erin, WI/Hartford Union
27	Buddy Mack III*	DB	SO	6-1	190	Greer, SC/Byrnes
27(D)	Luke DelGaudio	WR	FR*	6-2	195	Shavertown, PA/Dallas
28	Kyi Wright*	TE	SO*	6-3	265	Farrell, PA/Farrell
28(D)	Noah Biglow	DB	FR	5-11	170	Wesley Chapel, FL/Armwood
29	Hunter Sellers	DB	FR*	5-11	185	Tyrone, GA/Woodward Academy
29(D)	Josh Junko	WR	SO*	6-0	195	Akron, OH/Cuyahoga Valley Christian Academy
30	Brandon George**	LB	JR	6-3	240	Bernville, PA/Berks Catholic
31	Erick Hallett II**	DB	JR*	5-11	195	Cypress, TX/Cy-Fair
34	Solomon DeShields*	LB	SO	6-2	230	Millville, NJ/Millville Senior
35	Hudson Primus	DB	SO*	6-0	205	Washington D.C./Archbishop Carroll
35(D)	Isaiah Stewart	WR	SO*	6-2	185	Union, NJ/Union
36	Chase Pine****	LB	SR+	6-3	250	Williamsburg, VA/Lafayette
37	Stephon Hall	DB	FR	6-1	170	Monaca, PA/Central Valley
37(D)	Angelo Priore	RB	FR*	5-10	195	Pittsburgh, PA/Baldwin
38	Cam Bright***	LB	SR*	6-0	220	Montgomery, AL/Park Crossing
38(D)	Javon McIntyre	DB	FR	6-0	190	Bear, DE/Imhotep Charter (PA)
39	Myles Canton	DB	SR*	6-1	185	Upper Marlboro, MD/DeMatha Catholic/Robert Morris
40	Daniel Carter*	RB	SO*	5-10	235	Margate, FL/St. Thomas Aquinas

PITT ALPHABETICAL ROSTER

No.	Name	Pos.
2	Israel Abanikanda*	RB
3	Jordan Addison*	WR
94	Cal Adomitis****	LS
5	Deslin Alexandre***	DL
20(D)	Myles Alston	WR
63	Matt Altzman	OL
54	Trey Andersen	OL
3(D)	Khalil Anderson	DB
87	Habakkuk Baldonado*	DL
10(D)	Jaylon Barden*	WR
86	Gavin Bartholomew	TE
15	Rashad Battle*	DB
40(D)	Emmanuel Belgrave	DL
54(D)	Dylan Bennett	LB
92	Tyler Bentley**	DL
17	Davis Beville*	QB
85	Garrett Bickhart	WR
28(D)	Noah Biglow	DB
81	Jaden Bradley	WR
38	Cam Bright***	LB
57(D)	Bam Brima	OL
52	Naquan Brown	DL
10	Keyshon Camp***	DL
24	Phil Campbell III****	LB
39	Myles Canton	DB
45(D)	Dante Caputo	DB
84	Grant Carrigan***	TE
40	Daniel Carter*	RB
98	Kirk Christodoulou***	P
50	Jason Collier Jr.	OL
72	Jake Cortes	OL
24(D)	Tamarion Crumpley	DB
95	Devin Danielson**	DL
21	A.J. Davis Jr.****	RB
22	Vincent Davis**	RB
20	Wendell Davis*	LB
27(D)	Luke DelGaudio	WR
7(D)	SirVocea Dennis**	LB
34	Solomon DeShields*	LB
12(D)	M.J. Devonshire	DB
94(D)	Elliot Donald	DL
60	Owen Drexel*	OL
74(D)	Terrence Enos Jr.	OL
49	Byron Floyd	LS
53(D)	Dorien Ford	DL
26(D)	Jake Frantl	QB
30	Brandon George**	LB
76	Matt Goncalves*	OL
2(D)	David Green**	DL
92(D)	Cam Guess	P
37	Stephon Hall	DB
31	Erick Hallett II**	DB
9(D)	Rodney Hammond Jr.	RB
50(D)	Dayon Hayes*	DL
47	Aydin Henningham*	LB
48	Jackson Henry	LB
9	Brandon Hill*	DB
57	Gabe Houy***	OL
61	Ryan Jacoby	OL
18	Shocky Jacques-Louis***	WR
4(D)	Nahki Johnson	DL
90	Deandre Jules*	DL

2021 PITT FOOTBALL ROSTERS



NUMERICAL ROSTER CONTINUED

No.	Name	Pos.	Yr.	Ht.	Wt.	Hometown/High School
40(D)	Emmanuel Belgrave	DL	FR*	6-3	255	Miami, FL/Miami Southridge Senior
41	Jake Zilinskas*	TE	SR+	6-2	240	Indiana, PA/Indiana/John Carroll
41(D)	Jehvonn Lewis	DB	FR*	5-11	175	Bethel Park, PA/Bethel Park
43	Cole Mitchell	TE	FR	6-5	235	Frederick, MD/Linganore
43(D)	Anthony Scott-Naji	DB	SR*	5-9	180	Philadelphia, PA/St. Joseph's Prep
44	A.J. Roberts*	LB	SO	6-0	240	Staten Island, NY/Tottenville
45	Noah Palmer	DL	JR*	6-3	270	Jefferson Hills, PA/Thomas Jefferson
45(D)	Dante Caputo	DB	SO*	5-11	190	Wexford, PA/North Allegheny/Wisconsin
46	Sam Williams	DL	FR*	6-3	230	Pembroke Pines, FL/Calvary Christian Acad.
46(D)	Peter Vardzel	WR	FR	6-0	180	Charleston, SC/Wando
47	Aydin Henningham*	LB	SO	6-2	210	Delray Beach, FL/Deerfield Beach
48	Jackson Henry	LB	JR*	6-2	235	Perkasie, PA/Pennridge/Hun School (NJ)
49	Byron Floyd	LS	FR*	6-1	245	Mentor, OH/Mentor
49(D)	Ak'Bar Shabazz II	DB	FR	6-1	185	Marietta, GA/Harrison
50	Jason Collier Jr.	OL	SO*	6-6	335	West Deptford, NJ/West Deptford
50(D)	Dayon Hayes*	DL	SO	6-3	260	Pittsburgh, PA/Westinghouse
51	Preston Lavant	LB	FR	6-2	200	Cordele, GA/Crisp County
52	Naquan Brown	DL	FR	6-3	205	Virginia Beach, VA/Ocean Lakes
53	Jake Kradel**	OL	JR*	6-3	305	Butler, PA/Butler Senior
53(D)	Dorien Ford	DL	FR	6-4	285	Pittsburgh, PA/Baldwin
54	Trey Andersen	OL	FR	6-6	270	Eagle Mountain, UT/Lehi
54(D)	Dylan Bennett	LB	FR	6-3	220	Montoursville, PA/Montoursville
55	Marcus Minor	OL	SR*	6-4	325	Lanham, MD/DeMatha Catholic/Maryland
56	Will King IV	DL	FR*	6-4	250	Holland, MI/Holland Christian
57	Gabe Houy***	OL	SR*	6-6	325	Pittsburgh, PA/Upper St. Clair
57(D)	Bam Brima	DL	SO*	6-5	265	Worcester, MA/Loyalsock Township (PA)
58	Terrence Moore	OL	FR	6-5	305	Massillon, OH/Massillon Washington
59	Nick Lapi	LB	FR	6-2	220	Upper Saddle River, NJ/Northern Highlands Regional
60	Owen Drexel*	OL	SR*	6-3	310	Montclair, NJ/Montclair
61	Ryan Jacoby	OL	SO*	6-4	305	Mentor, OH/Mentor
62	Dakota Peters	OL	JR*	6-6	295	New Castle, PA/Shenango/Akron
63	Matt Altsman	OL	FR*	6-0	280	Zelienople, PA/ Pittsburgh Central Catholic
68	Blake Zubovic*	OL	JR*	6-4	325	Belle Vernon, PA/Belle Vernon Area
69	Matt Metrosky	OL	FR	6-1	290	Greensburg, PA/Greensburg Central Catholic
71	Michael Statham Jr.	OL	FR*	6-7	360	Philadelphia, PA/Saint Frances Academy (MD)
72	Jake Cortes	OL	JR*	6-5	280	McMurray, PA/Peters Township
74	Keldrick Wilson*	OL	SR+	6-5	315	Mount Ulla, NC/West Rowan/Hampton
74(D)	Terrence Enos Jr.	OL	FR	6-4	325	Redford, MI/Cass Technical
76	Matt Goncalves*	OL	SO*	6-6	320	Manorville, NY/Eastport-South Manor
77	Carter Warren**	OL	SR*	6-5	315	Paterson, NJ/Passaic Tech
78	Branson Taylor	OL	FR*	6-5	335	Lorain, OH/Elyria Catholic
81	Jaden Bradley	WR	FR	6-3	195	Fayetteville, NC/DeMatha Catholic (MD)
82	Gavin Thomson*	WR	SO*	6-0	185	Pittsburgh, PA/Pittsburgh Central Catholic
83	John Vardzel**	WR	JR*	5-11	195	Charleston, SC/North Allegheny (PA)
84	Grant Carrigan***	TE	SR*	6-7	290	Las Vegas, NV/Pine-Richland (PA)
84(D)	Jake McConnachie	WR	FR*	6-5	195	Verona, NJ/Verona
85	Garrett Bickhart	WR	SR*	6-5	215	Liberty, PA/North Penn-Mansfield
86	Gavin Bartholomew	TE	FR	6-4	260	Schuylkill Haven, PA/Blue Mountain
87	Habakkuk Baldonado*	DL	JR*	6-5	260	Rome, Italy/Clearwater Academy International (FL)
88	Jake Renda	TE	FR	6-4	225	Princeton, NJ/IMG Academy (FL)
90	Deandre Jules*	DL	SO*	6-3	285	Germantown, MD/Northwest
90(D)	Ben Sauls	PK	FR*	5-10	185	Tipp City, OH/Tippecanoe
91	Sam Scarton	PK	SO*	6-1	195	Hermitage, PA/Hickory
92	Tyler Bentley**	DL	JR*	6-2	305	West Chester, OH/Lakota West
92(D)	Cam Guess	P	FR*	5-11	200	Belle Vernon, PA/Belle Vernon Area
94	Cal Adomitis****	LS	SR+	6-2	250	Pittsburgh, PA/Pittsburgh Central Catholic
94(D)	Elliot Donald	DL	FR	6-2	255	Pittsburgh, PA/Pittsburgh Central Catholic
95	Devin Danielson**	DL	JR*	6-2	310	Pittsburgh, PA/Thomas Jefferson
95(D)	Caleb Junko	PK/P	FR	6-1	185	Akron, OH/Hudson
96	Chris Maloney	DL	JR*	6-2	255	Fort Washington, PA/La Salle College H.S.
98	Kirk Christodoulou***	P	SR*	6-1	225	Melbourne, Australia/Balwyn

* following name denotes letters earned
 * following class denotes redshirt season
 (D) denotes duplicate number

ALPHABETICAL ROSTER CONTINUED

No.	Name	Pos.
95(D)	Caleb Junko	PK/P
29(D)	Josh Junko	WR
11(D)	Bangally Kamara*	LB
8(D)	Calijah Kancey*	DL
56	Will King IV	DL
18(D)	Eli Kosanovich	QB
53	Jake Kradel**	OL
7	Lucas Krull	TE
59	Nick Lapi	LB
51	Preston Lavant	LB
41(D)	Jehvonn Lewis	DB
27	Buddy Mack III*	DB
11	Taysir Mack***	WR
96	Chris Maloney	DL
21(D)	Damarri Mathis***	DB
84(D)	Jake McConnachie	WR
38(D)	Javon McIntyre	DB
69	Matt Metrosky	OL
25	Kaymar Mimes*	TE
55	Marcus Minor	OL
43	Cole Mitchell	TE
58	Terrence Moore	OL
6(D)	John Morgan III**	DL
22(D)	P.J. O'Brien	DB
45	Noah Palmer	DL
12	Nick Patti*	QB
62	Dakota Peters	OL
0	John Petrishen**	LB
8	Kenny Pickett****	QB
36	Chase Pine****	LB
35	Hudson Primus	DB
37(D)	Angelo Priore	RB
88	Jake Renda	TE
44	A.J. Roberts*	LB
19	Jahvante Royal	DB
90(D)	Ben Sauls	PK
91	Sam Scarton	PK
43(D)	Anthony Scott-Naji	DB
29	Hunter Sellers	DB
49(D)	Ak'Bar Shabazz II	DB
23	Todd Sibley Jr.***	RB
17(D)	Leslie Smith	LB
71	Michael Statham Jr.	OL
35(D)	Isaiah Stewart	WR
4	Melquise Stovall	WR
26	Judson Tallandier II*	DB
78	Branson Taylor	OL
16(D)	Nate Temple*	DL
82	Gavin Thomson*	WR
6	Tre Tipton***	WR
83	John Vardzel**	WR
46(D)	Peter Vardzel	WR
77	Carter Warren**	OL
5(D)	Jared Wayne**	WR
14	Marquis Williams**	DB
46	Sam Williams	DL
74	Keldrick Wilson*	OL
25(D)	A.J. Woods**	DB
28	Kyi Wright*	TE
19(D)	Nate Yarnell	QB
16	Joey Yellen*	QB
41	Jake Zilinskas*	TE
68	Blake Zubovic*	OL

* denotes letters earned
 (D) denotes duplicate number



PERSONAL INFORMATION

Born: April 22, 1966
Hometown: Youngstown, Ohio
Alma Mater: Rhode Island, 1990
Family: Narduzzi and his wife, Donna, have four children: Arianna, Christina, Patrick and Isabella.

COLLEGE PLAYING EXPERIENCE

Rhode Island, three-year starter at linebacker (1987-89).
Youngstown State, starter at linebacker (1985).

COACHING EXPERIENCE

Miami (Ohio), 1990-91, graduate assistant; 1992, wide receivers.
Rhode Island, 1993-97, linebackers; 1998-99, defensive coordinator.
Northern Illinois, 2000-02, linebackers.
Miami (Ohio), 2003, defensive coordinator.
Cincinnati, 2004-06, defensive coordinator.
Michigan State, 2007-14, defensive coordinator; 2013-14, assistant head coach.
Pitt, 2015-present, head coach.

BOWL GAMES COACHED

2003 GMAC Bowl
 2004 Fort Worth Bowl
 2007 Champs Sports Bowl
 2009 Capital One Bowl
 2010 Valero Alamo Bowl
 2011 Capital One Bowl
 2012 Outback Bowl
 2012 Buffalo Wild Wings Bowl
 2014 Rose Bowl
 2015 Cotton Bowl
 2015 Military Bowl
 2016 New Era Pinstripe Bowl
 2018 Hyundai Sun Bowl
 2019 Quick Lane Bowl

- ✓ The 2021 season marks Pat Narduzzi's seventh as Pitt's Chris Bickell '97 Head Football Coach. Over his initial six years (2015-20), Narduzzi led the Panthers to 29 victories in ACC play, the conference's third-highest win total during that span. Only Clemson (46) and Miami (32) had better ACC records during that timeframe.
- ✓ Narduzzi has coached four first team All-Americans at Pitt, including three who earned consensus status. In 2020, defensive ends Patrick Jones II and Rashad Weaver were consensus All-Americans. Pitt was one of only four programs nationwide to have multiple consensus honorees last season, joining Alabama, Ohio State and Notre Dame.
- ✓ Six Pitt products—Jones, Weaver, center Jimmy Morrissey, safety Damar Hamlin, cornerback Jason Pinnock and defensive tackle Jaylen Twyman—were selected in the 2021 NFL Draft, the most of any program in the ACC and tied for eighth nationally.
- ✓ Narduzzi's Panthers have a well-earned reputation as a dangerous opponent for highly ranked foes. In 2019, Pitt scored a 35-34 triumph over UCF, which visited Heinz Field riding a 27-game non-bowl winning streak. The winning touchdown—a gadget-play pass caught by quarterback Kenny Pickett—has been immortalized as the "Pitt Special."
- ✓ In 2017, Pitt closed the season with a 24-14 victory over No. 2 Miami, which entered the game undefeated and on the cusp of the College Football Playoff.
- ✓ In 2016, the Panthers defeated two teams that finished in the top 5 of the final CFP rankings. Pitt gave No. 2 Clemson—that year's national champion—its only loss (43-42) and kept No. 5 Penn State out of the playoff field by defeating the Nittany Lions, 42-39.
- ✓ In 2018, the Panthers won their first Coastal Division championship and made their inaugural appearance in the ACC Championship Game.
- ✓ In 2020, Pitt earned an NCAA Public Recognition Award for achieving an Academic Progress Rate (APR) score that ranked in the top 10% of all football programs. The Panthers' multi-year 988 APR set a Pitt football program record and was 24 points higher than the national average.
- ✓ In 2018, the Panthers received the American Football Coaches Association (AFCA) Academic Achievement Award after scoring a perfect single-year 1,000 APR.
- ✓ In Narduzzi's initial six seasons as head coach, Pitt had 36 All-ACC Academic Football Team honorees, the fourth-highest total among conference schools during that span (2015-20).
- ✓ Narduzzi arrived at Pitt following eight highly successful years as the defensive coordinator at Michigan State under Mark Dantonio. The Spartans were the only team to rank in the nation's top 10 in total defense and rushing defense each season from 2011-14.
- ✓ Michigan State boasted the nation's top rushing defense in 2014, yielding just 88.5 yards per game. The Spartans finished third nationally with 34 turnovers gained and eighth in total defense, holding opponents to just 315.8 yards per contest.
- ✓ In 2014, the Spartans finished with a No. 5 national ranking and 11-2 record following a 42-41 victory over Baylor in the AT&T Cotton Bowl.
- ✓ In 2013, Michigan State finished No. 3 in the country following a Big Ten title and 24-20 victory over No. 5 Stanford in the Rose Bowl. Narduzzi was named the 2013 recipient of the prestigious Broyles Award, annually presented to the country's top assistant coach.
- ✓ Narduzzi's decorated defensive players at Michigan State included first team All-Americans in cornerback Darqueze Dennard, safety Kurtis Drummond, linebacker Greg Jones and defensive tackle Jerel Worthly. Dennard also won the 2013 Jim Thorpe Award, given to college football's top defensive back.
- ✓ Narduzzi was a starting linebacker under his father, the late Bill Narduzzi, as a freshman at Youngstown State University in 1985 before transferring to Rhode Island, where he became a three-year starter for the Rams from 1987-89.
- ✓ Bill Narduzzi was head coach at YSU from 1975-85. He led the Penguins to two NCAA Division II playoff appearances, including the national championship game in 1979, and twice was named the Ohio Valley Conference Coach of the Year. One of Bill's first coaching posts was as a freshman line coach at Pitt in 1962.

SERIES NOTES

This marks the 21st meeting between Pitt and Virginia Tech in a series that dates back to 1993...Virginia Tech leads the overall series, 11-9...the ACC series is tied, 4-4...Pitt is 7-4 at home and 2-7 on the road against Virginia Tech...the Panthers are 6-1 all-time against the Hokies at Heinz Field (since 2001), including last season's 47-14 win...in its last visit to Blacksburg (2019), the Panthers lost, 28-0... Pitt has won eight of the past 12 games in the series...the initial 11 games were played when both schools were members of the Big East...the Panthers lost the initial four meetings before earning their first victory in 1997, a 30-23 decision at Pitt Stadium...five of Pitt's wins have come against nationally ranked Virginia Tech squads (No. 13 in 2012, No. 5 in 2003, No. 3 in 2002, No. 12/13 in 2001 and No. 19/20 in 1997)...one of the most memorable games occurred in 2003 when a late touchdown by fullback Lousaka Polite lifted Pitt past the Hokies, 31-28, in an ESPN prime-time battle of Top 25 teams at Heinz.

SERIES GAME-BY-GAME

VIRGINIA TECH LEADS SERIES, 11-9

DATE	H/A	PITT	VT
Sept. 11, 1993	H	21	63
Oct. 22, 1994	A	7	45
Sept. 30, 1995	H	16	26
Oct. 26, 1996	A	17	34
Nov. 22, 1997	H	30	23
Sept. 26, 1998	A	7	27
Oct. 30, 1999	H	17	30
Oct. 28, 2000	A	34	37
Nov. 3, 2001	H	38	7
Nov. 2, 2002	A	28	21
Nov. 8, 2003	H	31	28
Sept. 15, 2012	H	35	17
Oct. 12, 2013	A	9	19
Oct. 16, 2014	H	21	16
Oct. 3, 2015	A	17	13
Oct. 27, 2016	H	36	39
Nov. 18, 2017	A	14	20
Nov. 10, 2018	H	52	22
Nov. 23, 2019	A	0	28
Nov. 21, 2020	H	47	14

Games won by Pitt in **bold**

THE LAST TIME: PITT 47 VIRGINIA TECH 14

Nov. 21, 2020 • Heinz Field • Attendance: 4,612

Pitt concluded its 2020 home schedule with a 47-14 victory over Virginia Tech...without the services of 16 players (health related), including seven starters, the Panthers (5-4, 4-4) turned to senior leaders in all phases...offensively, QB Kenny Pickett posted career highs in attempts (52) and completions (35) while passing for 404 yards with two scores...DJ Turner caught 15 of those passes, the most by a Pitt player since 1968, for 184 yards and a 64-yard TD...senior safety Damar Hamlin paced the Panthers on defense with a season-high 11 tackles, including three stops on fourth down that halted drives by the Hokies...senior PK Alex Kessman scored a career-high 17 points, converting all nine of his placements (four FGs, five PATS)... with a reconfigured offensive line, Pitt accumulated 556 yards of offense against the Hokies (4-5, 4-4)...the Panthers recorded a second-half shutout for the second straight game and the fourth time in 2020...Pitt improved to 6-1 against Virginia Tech at Heinz Field... the 33-point win marked Pitt's largest victory over the Hokies.

VIRGINIA TECH	0	14	0	0	14
PITT	6	17	17	7	47

First Quarter

PITT — Kessman 22-yard field goal 11:44
PITT — Kessman 30-yard field goal 3:38

Second Quarter

PITT — Kessman 52-yard field goal 13:39
VT — Turner 55-yard pass from Hooker (Johnson kick) 8:13
PITT — V. Davis 1-yard run (Kessman kick) 5:33
VT — Turner 7-yard pass from Hooker (Johnson kick) 3:36
PITT — Barden 11-yard pass from Pickett (Kessman kick) 1:29

Third Quarter

PITT — Kessman 53-yard field goal 12:25
PITT — Turner 64-yard pass from Pickett (Kessman kick) 8:43
PITT — Pickett 1-yard run (Kessman kick) 0:20

Fourth Quarter

PITT — A. Davis 1-yard run (Kessman kick) 2:39

Team Stats	VT	PITT
First Downs	17	30
Rushes-Yards	37-156	32-152
Comp-Att-Int	16-26-1	35-52-1
Passing Yards	278	404
Total Yards	434	556
Punt Returns-Yards	0-0	1-0
Kick Returns-Yards	5-100	1-19
Interceptions-Yards	1-3	1-20
Fumbles-Lost	1-1	1-0
Punts-Average	4-39.5	3-41.0
Penalties-Yards	6-55	9-80
Third Down Conv.	3-11	7-16
Fourth Down Conv.	0-3	1-1
Sacks By-Yards	2-10	2-20
Possession Time	24:02	35:58

Rushing

VT — Herbert 9-72; Hooker 14-53; Holston 9-32; Patterson 4-11; Turner 1-(-12).
PITT — A. Davis 12-80, 1 TD; V. Davis 9-53, 1 TD; Jacques-Louis 3-11; Pickett 8-8, 1 TD.

Passing

VT — Hooker 13-22-1, 260 yards, 2 TD; Patterson 3-4-0, 18 yards.
PITT — Pickett 35-52-1, 404 yards, 2 TD.

Receiving

VT — Robinson 4-69; Turner 3-74, 2 TD; Herbert 3-57; Mitchell 2-46; Blackshear 2-13; Deluliis 1-14; Smith 1-5.
PITT — Turner 15-184, 1 TD; Barden 5-65, 1 TD; V. Davis 5-41; Tipton 4-38; Jacques-Louis 3-43; Mack 2-19; Zilinskas 1-14.

TEAM NOTES

AMONG THE ACC'S BEST:

√ Since taking over as Pitt's head coach in 2015, Pat Narduzzi has directed the Panthers to 30 victories in ACC play, the third-highest win total during that span (tied with Virginia Tech). The Panthers trail only Clemson (48) and Miami (32).

ACC RECORDS: 2015-PRESENT

Team	Won	Lost
Clemson	48	4
Miami	32	18
Pitt	30	21
Virginia Tech	30	21
North Carolina	28	27
NC State	26	25
Florida State	25	27
Louisville	25	28
Virginia	23	30
Wake Forest	22	29
Georgia Tech	21	32
Boston College	19	32
Duke	15	37
Syracuse	15	37

BIG ACC WINS:

√ Pitt's 52-21 win at Georgia Tech (Oct. 2) marked its largest margin of victory in an ACC road game.
 √ The 31-point win over the Yellow Jackets was the Panthers' third largest overall in ACC play.

PITT LARGEST ACC VICTORY MARGINS

No.	Date	Opponent	Result	Margin
1.	11/19/16	Duke	W, 56-14	42 points
2.	11/21/20	Virginia Tech	W, 47-14	33 points
3.	10/2/21	@Georgia Tech	W, 52-21	31 points
4.	11/10/18	Virginia Tech	W, 52-22	30 points
5.	11/7/20	@Florida State	W, 41-17	24 points
6.	11/22/14	Syracuse	W, 30-7	23 points
7.	11/17/18	@Wake Forest	W, 34-13	21 points
8.	11/14/15	@Duke	W, 31-13	18 points
9.	10/28/17	Virginia	W, 31-14	17 points

132 YEARS OF PITT FOOTBALL:

√ The 2021 campaign marks the 132nd football season at the University of Pittsburgh.
 √ The Panthers, who played their inaugural season in 1890, have a 742-545-42 all-time record (.574).
 √ The program's rich legacy includes 94 first team All-Americans, 53 consensus All-Americans, 24 College Football Hall of Famers, nine Pro Football Hall of Famers and nine national titles.

BLUE AND GOLD RALLY CAPS:

√ Since 2002, Pitt has won 37 games with second-half comebacks.
 √ Twelve of those rallies occurred under Pat Narduzzi (since 2015).
 √ Pitt won four games in 2019 with fourth-quarter comebacks.
 √ Quarterback Kenny Pickett has five fourth-quarter comebacks for his career, the most by a Pitt quarterback in 50 years.
 √ Dave Havern also rallied the Panthers to five victories in the fourth quarter over the 1970 and 1971 seasons.

PITT SECOND-HALF COMEBACKS (SINCE 2002)

Date	Opponent	Deficit (Qtr.)	Result
9/14/02	@UAB	20-17 (3rd)	W, 26-20
10/26/02	Boston College	16-13 (4th)	W, 19-16 (OT)
11/2/02	@Virginia Tech	21-7 (3rd)	W, 28-21
11/9/02	Temple	19-14 (3rd)	W, 29-22
9/27/03	@Texas A&M	13-9 (3rd)	W, 37-26
11/1/03	@Boston College	13-10 (4th)	W, 24-13
11/8/03	Virginia Tech	28-24 (4th)	W, 31-28
9/25/04	Furman	31-14 (3rd)/38-24 (4th)	W, 41-38 (OT)
10/9/04	@Temple	16-6 (4th)	W, 27-22
11/13/04	@Notre Dame	35-31 (4th)	W, 41-38
11/25/04	West Virginia	10-6 (3rd)/13-9 (4th)	W, 16-13
10/20/07	Cincinnati	17-10 (3rd)	W, 24-17
12/1/07	@West Virginia	7-3 (3rd)	W, 13-9
9/20/08	Iowa	17-14 (4th)	W, 21-20
9/27/08	@Syracuse	24-13 (3rd)	W, 34-24
10/2/08	@USF	21-20 (4th)	W, 26-21
11/1/08	@Notre Dame	17-3 (3rd)/24-17 (4th)	W, 36-33 (4OT)
11/28/08	West Virginia	12-7 (3rd)/15-7 (4th)	W, 19-15
10/2/09	@Louisville	10-7 (3rd)	W, 35-10
10/10/09	Connecticut	21-6 (3rd)	W, 24-21
12/26/09	North Carolina*	17-16 (4th)	W, 19-17
11/9/13	Notre Dame	21-14 (3rd)	W, 28-21
11/23/13	@Syracuse	16-10 (3rd)	W, 17-16
12/26/13	Bowling Green#	20-17 (3rd)	W, 30-27
9/13/14	@FIU	16-14 (3rd)	W, 42-25
10/24/15	@Syracuse	17-13 (4th)	W, 23-20
10/8/16	Georgia Tech	34-27 (4th)	W, 37-34
11/12/16	@Clemson	42-34 (4th)	W, 43-42
10/21/17	@Duke	17-7 (3rd)/17-14 (4th)	W, 24-17
10/6/18	Syracuse	31-27 (3rd)/34-27 (4th)	W, 44-37 (OT)
10/27/18	Duke	28-17 (3rd)/42-35 (4th)	W, 54-45
11/2/18	@Virginia	10-7 (3rd)	W, 23-13
11/17/18	@Wake Forest	10-6 (3rd)	W, 34-13
9/21/19	UCF	31-21 (3rd)/34-28 (4th)	W, 35-34
9/28/19	Delaware	14-10 (4th)	W, 17-14
10/5/19	@Duke	30-26 (4th)	W, 33-30
12/26/19	vs. Eastern Michigan%	30-27 (4th)	W, 34-30

Entries in **bold** denote Pat Narduzzi-coached teams.

* Meineke Car Care Bowl (Charlotte, N.C.)

Little Caesars Pizza Bowl (Detroit, Mich.)

% Quick Lane Bowl (Detroit, Mich.)

PITT'S "SUPER SENIORS":

- ✓ The Panthers' 2021 roster has 13 players designated as "super seniors."
- ✓ Due to the COVID-19 pandemic, the NCAA did not count the 2020 season against a student-athlete's eligibility clock, allowing these 13 players to suit up for Pitt with an additional year of eligibility.
- ✓ Super seniors are listed as "SR+" on Pitt's roster.
- ✓ Wide receiver Tre Tipton and linebacker John Petrishen are actually seventh-year seniors, having received prior eligibility waivers due to seasons lost because of injury.
- ✓ Tipton is one of only eight players nationwide who will play a seventh collegiate season at the same school.

PITT "SUPER SENIORS"

Name (Letters Earned)	Pos.
Cal Adomitis****	LS
Keyshon Camp***	DL
Phil Campbell III****	LB
A.J. Davis Jr.****	RB
Lucas Krull	TE
Taysir Mack***	WR
John Petrishen**	LB
Kenny Pickett****	QB
Chase Pine****	LB
Melquise Stovall	WR (2021 Hawaii Transfer)
Tre Tipton***	WR
Keldrick Wilson*	OL
Jake Zilinskas*	TE

YOUR 2021 PITT TEAM CAPTAINS:

- ✓ Pitt head football coach Pat Narduzzi named four senior team captains for the 2021 season: long snapper Cal Adomitis, defensive end Deslin Alexandre, linebacker Cam Bright and quarterback Kenny Pickett.
- ✓ The four players were selected by a vote of their teammates.
- ✓ Pickett was selected a captain for the second consecutive season.

ALL-AMERICA TRADITION:

- ✓ Pitt's graduated defensive end duo of Patrick Jones II and Rashad Weaver earned consensus All-America status for the 2020 season. Jones is now a member of the Minnesota Vikings, while Weaver is with the Tennessee Titans.
- ✓ Pitt was one of only four schools to have multiple consensus All-Americans last season, joining Alabama, Ohio State and Notre Dame.
- ✓ The last time Pitt had two players earn consensus All-America honors in the same season was 1986 (offensive tackle Randy Dixon and defensive end Tony Woods).
- ✓ The Panthers last had two defensive consensus All-Americans in the same year in 1977 (tackle Randy Holloway and safety Bob Jury).
- ✓ Pitt now has 53 all-time consensus All-Americans to rank ninth among all Football Bowl Subdivision (FBS) schools.

GRADUATION CAP AND GOWN:

- ✓ Twenty-five players on this year's Pitt football team have earned their bachelor's degrees.
- ✓ Super senior tight end Lucas Krull also owns his graduate degree, having recently completed his MBA in Pitt's Katz Graduate School of Business.

2021 PITT PLAYERS WITH UNDERGRADUATE DEGREES

Player	Pos.	Bachelor's Degree
Cal Adomitis	LS	Economics
Deslin Alexandre	DL	Communication
Cam Bright	LB	Communication
Keyshon Camp	DL	Administration of Justice
Phil Campbell III	LB	Communication
Grant Carrigan	TE	Finance
Kirk Christodoulou	P	Finance
A.J. Davis Jr.	RB	Administration of Justice
Owen Drexel	OL	Political Science
Erick Hallett II	DB	Philosophy and Political Science
Gabe Houy	OL	Administration of Justice
Shocky Jacques-Louis	WR	Administration of Justice
Lucas Krull	TE	Arts and Literature*
Taysir Mack	WR	Media and Professional Communications
Damarri Mathis	DB	Communication
Marcus Minor	OL	Communications*
John Petrishen	LB	Communications*
Kenny Pickett	QB	Marketing
Chase Pine	LB	Administration of Justice
Todd Sibley Jr.	RB	Communication
Melquise Stovall	WR	Sociology*
Tre Tipton	WR	Communication
Carter Warren	OL	Administration of Justice
Keldrick Wilson	OL	Criminal Justice*
Jake Zilinskas	TE	Marketing

NOTE: An asterisk denotes degree earned at another institution. Five graduate transfers are listed: Lucas Krull (Florida), Marcus Minor (Maryland), John Petrishen (Penn State), Melquise Stovall (Hawaii) and Keldrick Wilson (Hampton).

ALL-TIME CONSENSUS ALL-AMERICANS

No.	School	Total
1.	Notre Dame	105
2.	Ohio State	90
3.	Michigan	83
4.	Oklahoma	82
	USC	82
6.	Alabama	80
7.	Texas	61
8.	Nebraska	54
9.	PITT	53
10.	Florida State	45

TOP 25 VICTORIES:

- √ Under Pat Narduzzi, Pitt has defeated a Top 25 team in five consecutive seasons (2016-2020).
- √ The Panthers' latest victory over a Top 25 foe was a 23-20 win over No. 24 Louisville (Sept. 26, 2020) at Heinz Field.

PITT WINS OVER TOP 25 TEAMS: 2016-PRESENT

Date	Opponent (AP/Coaches Rank)	Result
11/12/16	@Clemson (3/2)	W, 43-42
11/24/17	Miami (2/2)	W, 24-14
11/2/18	@Virginia (23/22)	W, 23-13
9/21/19	UCF (15/16)	W, 35-34
9/26/20	Louisville (24/RV)	W, 23-20

OFFENSIVE NOTES

SUPER SCORING:

- √ Pitt leads the entire country in scoring with an average of 52.4 points per game.
- √ Pitt has scored 40-plus points in five consecutive games for the first time ever.
- √ Per NCAA Stats & Info, Pitt joins Florida State as the only ACC programs to open a season with five consecutive 40-point games.
- √ The Seminoles accomplished this feat three times: 11 straight in 2013, seven straight in 1995 and five straight in 1999.
- √ Dating back to the 2020 season, Pitt has now scored at least 30 points in six consecutive games, its longest streak since the 2016 team had a streak of seven such contests.
- √ The Panthers' 77-point outburst against New Hampshire (Sept. 25) was their highest point total since an 88-0 victory over Westminster on Oct. 30, 1926.

PICKETT POINTS:

- √ Kenny Pickett is playing at an elite level. Through five games he has completed 72% of his passes (121 of 168) for 1,731 yards with 19 touchdowns and one interception.
- √ Pickett owns top-10 national rankings in no fewer than eight NCAA statistical categories: passing efficiency (second, 194.7 rating), points responsible for per game (third, 25.2 avg.), total points responsible for (fourth, 126), passing touchdowns (fourth, 19), total offense (fourth, 374.6 yards/game), yards per pass attempt (fourth, 10.30 avg.), passing yards per game (fifth, 346.2 avg.) and completion percentage (sixth, 72.0%).

- √ Pickett threw for 389 yards and four touchdowns in a 52-21 demolition of Georgia Tech (Oct. 2). He completed 64% of his passes (23 of 36) and did not throw a pick.
- √ Over his last three games, Pickett has thrown 15 TDs, breaking Dan Marino's Pitt record for most TD passes in a three-game stretch (13 in 1981).
- √ Per ESPN Stats & Info, Pickett's third straight game with at least four passing TDs is the longest streak by an ACC quarterback since Russell Wilson in 2009.
- √ Against New Hampshire (Sept. 25), Pickett threw for 403 yards and five touchdowns on 24-of-28 passing (86%). He added a one-yard rushing score to account for six total TDs in the 77-7 win.
- √ Against Western Michigan (Sept. 18), Pickett threw for 382 yards and six touchdowns with one INT on 23-of-31 passing (74%). His six scoring passes were one shy of the school record and tied the ACC single-game mark.
- √ Pickett is one of only four Pitt quarterbacks to throw at least six touchdowns in a game, joining Pete Gonzalez (a school-record seven in a double-overtime contest against Rutgers in 1997), Dan Marino (six vs. South Carolina, 1981) and Tom Savage (six vs. Duke, 2013).
- √ In a 41-34 victory at Tennessee (Sept. 11), he accounted for three touchdowns (two passing), while completing 24 of 36 (67%) for 285 yards. He added a one-yard scoring run.

300-YARD PASSING GAMES:

- √ Kenny Pickett ranks second all-time at Pitt with 11 career 300-yard passing games. He trails only Alex Van Pelt, who had 14 300-yard games from 1989-92. Pickett recently surpassed Tyler Palko (10 from 2002-06).
- √ Pickett is the only Pitt quarterback with multiple 400-yard passing games. His 403-yard effort against New Hampshire (Sept. 25) marked the third of his career. No other Pitt player has done it more than once.
- √ Nine other Pitt quarterbacks have one 400-yard game to their credit.

PITT TOP SINGLE-GAME PASSING YARDS

No.	Name	Opponent (Year)	Yards
1.	Pete Gonzalez	Rutgers (1997)	470
2.	John Congemi	Navy (1986)	446
3.	John Ryan	West Virginia (1994)	433
4.	Tom Savage	Duke (2013)	424
5.	Rod Rutherford	West Virginia (2003)	419
	Tino Sunseri	Connecticut (2011)	419
7.	Tyler Palko	South Florida (2004)	411
	Kenny Pickett	NC State (2020)	411
9.	Max Browne	Rice (2017)	410
10.	David Priestley	Virginia Tech (1999)	407
11.	Kenny Pickett	Virginia Tech (2020)	404
12.	Kenny Pickett	New Hampshire (2021)	403

PITT GAME NOTES AND ANECDOTES



300-YARD PASSING PERFORMANCES UNDER PAT NARDUZZI

No.	Date	Name	Opponent	C-A-I	Yards	TD
1.	10/3/20	Kenny Pickett	NC State	22-39-0	411	1
2.	9/30/17	Max Browne	Rice	28-32-0	410	4
3.	11/21/20	Kenny Pickett	Virginia Tech	35-52-1	404	2
4.	9/25/21	Kenny Pickett	New Hampshire	24-28-0	403	5
5.	10/2/21	Kenny Pickett	@Georgia Tech	23-36-0	389	4
6.	9/18/21	Kenny Pickett	Western Michigan	23-31-1	382	6
7.	9/14/19	Kenny Pickett	@Penn State	35-51-0	372	0
8.	12/26/19	Kenny Pickett	vs. Eastern Michigan*	27-39-0	361	3
9.	11/14/19	Kenny Pickett	North Carolina	25-41-0	359	1
10.	11/30/19	Kenny Pickett	Boston College	30-40-1	323	0
11.	9/7/19	Kenny Pickett	Ohio	26-37-0	321	1
12.	11/17/18	Kenny Pickett	@Wake Forest	23-30-0	316	3
13.	11/12/16	Nathan Peterman	@Clemson	22-37-0	308	5

*Quick Lane Bowl (Detroit, Mich.)

CHART CLIMBER:

- ✓ Kenny Pickett ranks among the most prolific quarterbacks in Pitt history, evidenced by the Panthers' all-time career charts.
- ✓ Pickett ranks second in career total offense, passing yards and completions. He is quickly approaching those three school records held by Alex Van Pelt (1989-92).
- ✓ Pickett currently ranks fifth in career touchdown passes at Pitt.

PITT TOTAL OFFENSE IN A CAREER

No.	Name (Years)	Rush/Pass	Total
1.	Alex Van Pelt (1988-92)	(-119)/11,267	11,148
2.	Kenny Pickett (2017-)	710/9,715	10,425
3.	Tino Sunseri (2009-12)	1/8,590	8,591
4.	Tyler Palko (2002-06)	86/8,343	8,429
5.	Dan Marino (1979-82)	(-277)/8,597	8,320
6.	Rod Rutherford (2000-03)	885/6,724	7,609
7.	Tony Dorsett (1973-76)	6,526/0	6,526
8.	John Congemi (1983-86)	(-116)/6,467	6,351
9.	Nathan Peterman (2015-16)	518/5,142	5,660
10.	Bill Stull (2005-09)	(-188)/5,252	5,064

PITT PASSING YARDS IN A CAREER

No.	Name	Seasons	Yards
1.	Alex Van Pelt	1989-92	11,267
2.	Kenny Pickett	2017-	9,715
3.	Dan Marino	1979-82	8,597
4.	Tino Sunseri	2009-12	8,590
5.	Tyler Palko	2002-06	8,343
6.	Rod Rutherford	2000-03	6,724
7.	John Congemi	1983-86	6,467
8.	Bill Stull	2005-09	5,252
9.	Nathan Peterman	2015-16	5,142
10.	David Priestley	1999-2001	4,533

PITT PASS COMPLETIONS IN A CAREER

No.	Name	Seasons	Completions
1.	Alex Van Pelt	1989-92	867
2.	Kenny Pickett	2017-	832
3.	Tino Sunseri	2009-12	736
4.	Dan Marino	1979-82	693
5.	Tyler Palko	2002-06	645

PITT PASSING TOUCHDOWNS IN A CAREER

No.	Name	Seasons	TD Passes
1.	Dan Marino	1979-82	79
2.	Alex Van Pelt	1989-92	66
	Tyler Palko	2002-06	66
4.	Rod Rutherford	2000-03	60
5.	Kenny Pickett	2017-	58

PICKETT SETS RUSH TD RECORD:

- ✓ Kenny Pickett has 17 career rushing touchdowns, a record for a Pitt quarterback.
- ✓ Pickett eclipsed the prior mark held by Rick Trocano, who had 16 from 1977-80.
- ✓ In 2020, Pickett had a team-high eight rushing touchdowns, the most by a Pitt quarterback in a season since Billy Daniels had 10 in 1973.

PITT QB CAREER RUSHING TOUCHDOWNS

No.	Name	Seasons	TDs
1.	Kenny Pickett	2017-	17
2.	Rick Trocano	1977-80	16
3.	Billy Daniels	1972-74	14
4.	Fred Mazurek	1962-64	12
5.	Matt Cavanaugh	1974-77	11
	Dave Havern	1968, 1970-71	11

THROWING FOR 3,000:

- ✓ Kenny Pickett's 3,098 passing yards in 2019 marked the most at Pitt since 2012 and rank fourth on the school single-season list.
- ✓ Pickett is one of only five Pitt quarterbacks to throw for 3,000 yards in a season.

PITT PASSING YARDS IN A SEASON

No.	Name	Season	Yards
1.	Rod Rutherford	2003	3,679
2.	Tino Sunseri	2012	3,288
3.	Alex Van Pelt	1992	3,163
4.	Kenny Pickett	2019	3,098
5.	Tyler Palko	2004	3,067
6.	Tom Savage	2013	2,958
7.	Alex Van Pelt	1989	2,881
8.	Dan Marino	1981	2,876
9.	Tyler Palko	2006	2,871
10.	Nathan Peterman	2016	2,855

KENNY COMEBACKS:

- √ Kenny Pickett has five fourth-quarter comebacks for his career, the most by a Pitt quarterback in 50 years.
- √ Dave Havern also rallied the Panthers to five victories in the fourth quarter over the 1970 and 1971 seasons.
- √ In 2019, Pickett orchestrated three fourth-quarter comebacks, rallying the Panthers to victories over UCF (35-34), Duke (33-30) and Eastern Michigan in the Quick Lane Bowl (34-30).

THE JORDAN RULES:

- √ Wide receiver Jordan Addison leads the entire nation in touch-down catches with nine.
- √ The last time a Pitt player finished as the national leader in TD catches was 2003, when Larry Fitzgerald had a school-record 22. Fitzgerald was a unanimous All-American that year, winning the Walter Camp and Biletnikoff awards. He was the Heisman Trophy runner-up.
- √ Addison had a career-high three TD catches in two separate contests this season, Western Michigan (Sept. 18) and New Hampshire (Sept. 25).
- √ In addition to TD catches, Addison owns lofty national rankings in scoring (seventh, 10.8 points per game), total touchdowns (12th, nine), receiving yards per game (ninth, 104.8 avg.) and total receiving yards (17th, 524 yards).

ADDISON EYEING MORE TDS:

- √ Jordan Addison already has nine touchdown catches in five games, the most by a Pitt player in a season since Jester Weah had 10 over 13 games in 2016.
- √ Since 2003, when Larry Fitzgerald had a school-record 22 TD catches, only three other Pitt players have reached double-digit scoring receptions in a season: Weah (10, 2016), Dorin Dickerson (10, 2009) and Greg Lee (10, 2004).
- √ Addison has at least one scoring reception in each contest this year. His streak of five games with a TD catch is the longest since Dickerson had a five-game scoring reception streak in 2009.
- √ The last Pitt player to catch a TD in six consecutive games was Larry Fitzgerald, who set an NCAA record by catching a touchdown in 18 consecutive games over the 2002-03 seasons.
- √ Fitzgerald had at least one TD catch in the initial 12 games of the 2003 season.

DAZZLING DEBUT:

- √ As a freshman last season, Jordan Addison led Pitt in receptions (60), receiving yards (666) and receiving TDs (four). He paced the nation's freshmen in catches per game (6.0) and total catches.
- √ Addison became the first freshman to lead Pitt in receiving since Tyler Boyd in 2013. That year, Boyd paced Pitt in receptions (85), receiving yards (1,174) and receiving TDs (tied with seven).
- √ Addison's 60 catches marked the third most ever by a Pitt freshman. Only Boyd (with a Pitt freshman-record 85 in 2013) and Larry Fitzgerald (69 in 2002) had more.

PITT ALL-TIME FRESHMAN RECEPTIONS LEADERS

No.	Name	Season	Rec.	Yards	Avg.	TDs
1.	Tyler Boyd	2013	85	1,174	13.8	7
2.	Larry Fitzgerald*	2002	69	1,005	14.6	12
3.	Jordan Addison	2020	60	666	11.1	4
4.	Antonio Bryant#	1999	51	844	16.5	6

* Won 2003 Biletnikoff Award as sophomore

Won 2000 Biletnikoff Award as sophomore

CENTURY RECEIVING GAMES:

- √ Under Pat Narduzzi, Pitt has produced 26 100-yard receiving performances, including six this season.
- √ Most recently, Pitt had two 100-yard receivers at Georgia Tech (Oct. 2): Taysir Mack (121 yards) and Jordan Addison (117).
- √ Addison has logged 100 yards receiving in each of the last three games, the longest streak by a Pitt player since Tyler Boyd had four consecutive during the 2014 season.
- √ The Pitt record for consecutive 100-yard receiving games is six achieved by Larry Fitzgerald in 2003.
- √ Fitzgerald also holds the Pitt record for career 100-yard receiving games with 14 (from 2002-03). Antonio Bryant is second with 13 (1999-2001).
- √ Addison and Mack are Pitt's active career leaders with five 100-yard receiving games each.

100-YARD RECEIVERS UNDER PAT NARDUZZI

Date	Player	Opponent	Rec.-Yds.-TD
9/12/15	Tyler Boyd	@Iowa	10-131-1
11/21/15	Tyler Boyd	Louisville	10-103-1
10/1/16	Jester Weah	Marshall	7-176-1
11/5/16	Jester Weah	@Miami	3-115-1
11/12/16	Scott Orndoff	@Clemson	9-128-2
9/30/17	Jester Weah	Rice	5-137-1
10/7/17	Rafael Araujo-Lopes	@Syracuse	7-100-0
10/14/17	Jester Weah	NC State	7-106-1
11/18/17	Jester Weah	@Virginia Tech	4-104-0
11/17/18	Taysir Mack	@Wake Forest	3-105-1
9/7/19	Maurice Ffrench	Ohio	10-138-1
9/14/19	Taysir Mack	@Penn State	12-125-0
9/28/19	Taysir Mack	Delaware	5-124-1
11/14/19	Shocky Jacques-Louis	North Carolina	4-104-1
11/30/19	Jared Wayne	Boston College	6-100-0
12/26/19	Maurice Ffrench	vs. Eastern Michigan*	12-165-1
10/3/20	DJ Turner	NC State	8-186-0
10/17/20	Jordan Addison	@Miami	8-147-0
11/7/20	Jordan Addison	@Florida State	11-127-0
11/21/20	DJ Turner	Virginia Tech	15-184-1
9/11/21	Taysir Mack	@Tennessee	4-100-0
9/18/21	Jordan Addison	Western Michigan	6-124-3
9/18/21	Jared Wayne	Western Michigan	5-100-0
9/25/21	Jordan Addison	New Hampshire	6-179-3
10/2/21	Taysir Mack	@Georgia Tech	5-121-1
10/2/21	Jordan Addison	@Georgia Tech	6-117-1

Names in **bold** denote current players.

* Quick Lane Bowl (Detroit, Mich.)

TDS FOR THE TIGHT END:

- ✓ Lucas Krull has five touchdown catches, second nationally among FBS tight ends. (Coastal Carolina's Isaiah Likely has eight in six games.)
- ✓ Overall, Krull's five TD catches rank 21st nationally and fourth in the ACC.
- ✓ Krull had a career-high two touchdown receptions (2 and 24 yards) against Western Michigan. He became the first Pitt tight end to catch a TD in three consecutive games since Dorin Dickerson, who had a TD in five consecutive contests during his All-America 2009 season.
- ✓ Dickerson caught 10 touchdowns—a Pitt season record for a tight end—in 2009 and was a finalist for the John Mackey Award.
- ✓ In total, Krull has 15 catches for 193 yards (12.9 avg.) through five contests this season.

MACK ATTACK:

- ✓ Taysir Mack has compiled 127 receptions during his Pitt career to rank 13th in school annals.
- ✓ Mack has at least one catch in each of his last 26 game appearances for Pitt.

PITT RECEPTIONS IN A CAREER

No.	Name	Seasons	Rec.	Yards	Avg.
1.	Tyler Boyd	2013-15	254	3,361	13.2
2.	Devin Street	2010-13	202	2,901	14.4
3.	Latef Grim	1998-2000	178	2,680	15.1
4.	Antonio Bryant	1999-2001	173	3,061	17.7
5.	Larry Fitzgerald	2002-03	161	2,677	16.6
6.	Dietrich Jells	1991-95	160	3,003	18.8
7.	Mike Shanahan	2009-12	159	2,276	14.3
8.	Maurice Ffrench	2016-19	156	1,637	10.5
9.	Dwight Collins	1980-83	133	2,264	17.0
	Gordon Jones	1975-78	133	2,230	16.8
11.	Derek Kinder	2004-08	131	1,646	12.6
12.	Jon Baldwin	2008-10	128	2,337	18.3
13.	Greg Lee	2003-05	127	2,470	19.4
	Taysir Mack	2018-	127*	1,902	14.9
15.	Oderick Turner	2006-09	122	1,681	13.8
16.	Billy Davis	1991-94	120	1,680	14.0
17.	Steve Moyer	1969-71	117	1,271	10.9
18.	Jake Hoffart	1996-97	108	1,519	14.1
19.	Bob Longo	1965-67	106	1,621	15.3
20.	Lamar Slade	1999-2002	101	1,152	11.4
	Benjie Pryor	1977-80	101	1,267	12.5

* Total does not include Mack's 23 receptions at Indiana in 2017.

ROOKIE ON THE RUN:

- ✓ Freshman Rodney Hammond Jr. had a career-high 100 yards on 17 carries (5.9 avg.) with three touchdowns in the Panthers' 77-7 win over New Hampshire (Sept. 25). It was Pitt's first 100-yard rushing performance of the season.
- ✓ Hammond became the first Pitt freshman to rush for 100 yards since V'Lique Carter, who had 137 against Duke on Oct. 27, 2018.
- ✓ Hammond also became the first Pitt freshman to rush for three TDs in a game since Dion Lewis had three against Cincinnati on Dec. 5, 2009.

100-YARD RUSHING GAMES:

- ✓ Under Pat Narduzzi, Pitt has produced 28 100-yard rushing performances.
- ✓ Pitt is 18-7 under Narduzzi when it has at least one 100-yard rusher in a game.

100-YARD RUSHERS UNDER PAT NARDUZZI

Date	Player	Opponent	Att.-Yds.-TD
9/5/15	Qadree Ollison	Youngstown State	16-207-1
10/3/15	Qadree Ollison	@Virginia Tech	19-122-1
10/24/15	Qadree Ollison	@Syracuse	23-103-2
11/14/15	Qadree Ollison	@Duke	26-111-1
11/21/15	Qadree Ollison	Louisville	28-152-1
11/27/15	Darrin Hall	Miami	12-103-1
9/10/16	James Conner	Penn State	22-117-1
9/17/16	James Conner	@Oklahoma State	24-111-1
9/24/16	Quadree Henderson	@North Carolina	9-107-0
10/27/16	James Conner	Virginia Tech	19-141-3
11/12/16	James Conner	@Clemson	20-132-1
11/19/16	James Conner	Duke	14-101-2
11/26/16	James Conner	Syracuse	19-115-2
11/26/16	Quadree Henderson	Syracuse	5-103-1
10/21/17	Darrin Hall	@Duke	24-254-3
10/28/17	Darrin Hall	Virginia	25-111-1
11/9/17	Darrin Hall	North Carolina	23-121-4
9/8/18	Qadree Ollison	Penn State	21-119-1
10/6/18	Qadree Ollison	Syracuse	24-192-1
10/6/18	Darrin Hall	Syracuse	17-107-2
10/27/18	Qadree Ollison	Duke	18-149-1
10/27/18	V'Lique Carter	Duke	7-137-2
11/2/18	Darrin Hall	@Virginia	19-229-3
12/31/18	Darrin Hall	vs. Stanford*	16-123-1
9/28/19	Todd Sibley Jr.	Delaware	22-106-0
10/18/19	A.J. Davis	@Syracuse	16-103-1
12/10/20	Vincent Davis	@Georgia Tech	25-247-1
9/25/21	Rodney Hammond Jr.	New Hampshire	17-100-3

Names in **bold** denote current players.

* Sun Bowl (El Paso, Texas)

RUSH HOUR:

- ✓ Under Pat Narduzzi, the Panthers have rushed for at least 200 yards on 26 occasions. Pitt is 20-6 in those contests.
- ✓ During that span, the Panthers have seven games with at least 300 rushing yards and are 7-0 in those outings. Pitt is 2-0 when reaching the 400-yard rushing milestone under Narduzzi.
- ✓ Pitt has eclipsed 200 yards rushing twice this season: wins over Massachusetts (223) and New Hampshire (252).

PITT GAME NOTES AND ANECDOTES



PITT 200-YARD RUSHING GAMES UNDER PAT NARDUZZI

Date	Opponent	Att.	Yds.	Avg.	Result
9/5/15	Youngstown State	43	325	7.6	W, 45-37
10/17/15	@Georgia Tech	43	200	4.7	W, 31-28
11/14/15	@Duke	58	268	4.6	W, 31-13
11/21/15	Louisville	45	244	5.4	W, 45-34
9/10/16	Penn State	56	341	6.1	W, 42-39
9/17/16	@Oklahoma State	54	290	5.4	L, 38-45
9/24/16	@North Carolina	55	281	5.1	L, 36-37
10/1/16	Marshall	41	252	6.1	W, 43-27
10/8/16	Georgia Tech	42	215	5.1	W, 37-34
10/15/16	@Virginia	49	209	4.3	W, 45-31
11/19/16	Duke	40	224	5.6	W, 56-14
11/26/16	Syracuse	40	393	9.8	W, 76-61
9/2/17	Youngstown State	53	208	3.9	W, 28-21 (OT)
10/21/17	@Duke	57	336	5.9	W, 24-17
11/9/17	North Carolina	45	267	5.9	L, 31-34
9/1/18	Albany	37	238	6.4	W, 33-7
9/8/18	Penn State	52	245	4.7	L, 6-51
9/22/18	@North Carolina	36	228	6.3	L, 35-38
10/6/18	Syracuse	47	265	5.6	W, 44-37 (OT)
10/27/18	Duke	52	484	9.3	W, 54-45
11/2/18	@Virginia	42	254	6.0	W, 23-13
11/10/18	Virginia Tech	36	492	13.7	W, 52-22
12/31/18	vs. Stanford*	42	208	4.9	L, 13-14
12/10/20	@Georgia Tech	54	317	5.9	W, 34-20
9/4/21	Massachusetts	41	223	5.4	W, 51-7
9/25/21	New Hampshire	49	252	5.1	W, 77-7

* Sun Bowl (El Paso, Texas)
 Entries in **bold** denote 2021 season

RUSHING FOR A GRAND:

- ✓ Since 2015, Pat Narduzzi has had four 1,000-yard rushing efforts under his watch at Pitt: Qadree Ollison (2015 and 2018), James Conner (2016) and Darrin Hall (2018).
- ✓ Ollison and Hall became the first Pitt tandem to rush for 1,000 yards in the same season (2018).

PITT 1,000-YARD RUSHERS UNDER PAT NARDUZZI

Year	Name	Att.	Yards	Avg.	TD
2015	Qadree Ollison	212	1,121	5.3	11
2016	James Conner	216	1092	5.1	16
2018	Qadree Ollison	194	1,213	6.3	11
2018	Darrin Hall	153	1,144	7.5	10

HIGHLY OFFENSIVE:

- ✓ Pitt ranks third nationally and tops the ACC with an average of 554.4 yards per contest.
- ✓ In its 77-7 win over New Hampshire (Sept. 25), Pitt compiled a school-record 707 yards. The prior mark was 654 set against Virginia Tech in 2018.
- ✓ Pitt flirted with the 600-yard mark in its 51-7 win over Massachusetts (Sept. 4), compiling 598 yards (223 rushing, 375 passing).

ALL-TIME PITT TOP TOTAL OFFENSE GAMES

No.	Date	Opponent	Rush	Pass	Total	Result
1.	9/25/21	New Hampshire	252	455	707	W, 77-7
2.	11/10/18	Virginia Tech	492	162	654	W, 52-22
3.	9/9/95	Eastern Michigan	315	333	648	W, 66-30
4.	10/25/97	@Rutgers	175	470	645	W, 55-48 (20T)
5.	11/26/16	Syracuse	393	251	644	W, 76-61
6.	10/27/18	Duke	484	150	634	W, 54-45
7.	9/22/12	Gardner-Webb	229	397	626	W, 55-10
8.	10/15/88	Temple	279	336	615	W, 42-7
9.	10/18/75	@Army	530	80	610	W, 52-20

Entries in **bold** denote Pat Narduzzi-coached teams.

TD PASSES BY NON-QBS:

- ✓ In Pitt's 41-34 victory at Tennessee (Sept. 11), wide receiver Jared Wayne threw a 16-yard touchdown to tight end Lucas Krull. The score gave Pitt a 14-13 lead in the second quarter.
- ✓ It was Pitt's first TD pass thrown by a non-quarterback since Sept. 21, 2019, when receiver Aaron Mathews threw three yards to quarterback Kenny Pickett for the winning score in a 35-34 victory over UCF. That play has been immortalized as the "Pitt Special."
- ✓ Since 1969, a non-quarterback has thrown a touchdown pass on 17 occasions for the Panthers.

TD PASSES THROWN BY NON-QUARTERBACKS: 1969-PRESENT

Date	Opponent	Passer (Pos.)	Receiver (Yards)
9/24/77	@Temple	Elliott Walker (RB)	Willie Taylor (14)
10/8/77	@Florida	Jo Jo Heath (RB)	Willie Taylor (34)
10/18/80	West Virginia	Dwight Collins (WR)	Willie Collier (50)
9/27/86	West Virginia	Bill Osborn (WR)	Vernon Kirk (39)
9/2/87	@BYU	Craig Heyward (RB)	Bill Osborn (17)
11/24/90	@Penn State	Darnell Dickerson* (WR)	Olanda Truitt (63)
10/7/99	Syracuse	Kevan Barlow (RB)	Latef Grim (13)
11/24/01	@West Virginia	Marcus Furman (RB)	Kris Wilson (13)
11/1/03	@Boston College	Jawan Walker (RB)	Larry Fitzgerald (35)
9/23/06	The Citadel	Darrell Strong (TE)	LaRod Stephens-Howling (30)
11/25/06	Louisville	Derek Kinder (WR)	Oderick Turner (21)
10/27/07	@Louisville	Darrell Strong (TE)	LeSean McCoy (27)
9/17/11	@Iowa	Ronald Jones (WR)	Cameron Saddler (30)
10/26/11	Connecticut	Ronald Jones (WR)	Devin Street (14)
11/18/17	@Virginia Tech	Ryan Winslow (P)	Nathan Bossory (15)
9/21/19	UCF	Aaron Mathews (WR)	Kenny Pickett (3)
9/11/21	@Tennessee	Jared Wayne (WR)	Lucas Krull (16)

Names in **bold** denote current players.

* Dickerson, a QB during the 1987-89 seasons, played receiver in 1990.

DEFENSIVE NOTES

BRINGING HEAT:

- ✓ Under Pat Narduzzi since 2015, Pitt has collected at least five sacks in a game 18 times. The Panthers are 17-1 in those contests.
- ✓ Pitt had five sacks in each of its first two contests this year; a season-opening 51-7 victory over Massachusetts and 41-34 win at Tennessee.

PITT GAMES WITH AT LEAST FIVE SACKS 2015-PRESENT

Date	Opponent	Sacks	Yards Lost	Result
9/5/15	Youngstown State	6	38	W, 45-37
10/3/15	@Virginia Tech	7	57	W, 17-13
11/21/15	Louisville	7	58	W, 45-34
9/3/16	Villanova	6	58	W, 28-7
11/19/16	Duke	5	20	W, 56-14
9/1/18	Albany	5	33	W, 33-7
11/2/18	@Virginia	5	46	W, 23-13
9/7/19	Ohio	6	47	W, 20-10
9/21/19	UCF	6	35	W, 35-34
9/28/19	Delaware	6	30	W, 17-14
10/18/19	@Syracuse	9	60	W, 27-20
11/14/19	North Carolina	5	29	W, 34-27 (OT)
9/19/20	Syracuse	7	40	W, 21-10
9/26/20	Louisville	7	28	W, 23-20
10/10/20	@Boston College	6	62	L, 30-31 (OT)
11/7/20	@Florida State	7	50	W, 41-17
9/4/21	Massachusetts	5	34	W, 51-7
9/11/21	@Tennessee	5	34	W, 41-34

Entries in **bold** denote 2021 season

SACK MASTERS:

- ✓ Pitt ranks eighth nationally and second in the ACC with an average of 3.60 sacks per contest (18 total).
- ✓ Defensive end Habakkuk Baldonado leads the Panthers with 3.5 sacks, while linebacker Phil Campbell III is second with three.
- ✓ Pitt collected 46 total sacks last season, tied with Clemson for the most in the country. The Panthers compiled their total over 11 games, one fewer than the Tigers.
- ✓ The 2020 team's 46 sacks rank tied for ninth in Pitt history.
- ✓ Since the 2000 season (when the NCAA began tracking defensive statistics), the 2019 Pitt squad collected the most sacks with 51 over 13 contests.
- ✓ The Panthers collected 97 sacks over the 2019-20 seasons, the highest total in the nation over that span and Pitt's highest two-year total since 1986-87 (104).
- ✓ Pitt's heralded 1980 squad—which featured legendary defensive ends Hugh Green and Rickey Jackson—set a school record with an amazing 74 sacks in 12 games. Green (17) and Jackson (12) combined for 29 sacks themselves.

TDs BY THE "D":

- ✓ Pitt has scored 13 defensive touchdowns under Pat Narduzzi.
- ✓ Pitt ranks fifth nationally and first in the ACC with two defensive TDs this season.
- ✓ The Pitt defense has scored 37 touchdowns since the 2000 season.
- ✓ The Panthers are 31-4 when scoring at least one defensive TD in a game since 2000.
- ✓ Under Narduzzi, the Panthers are 9-4 when scoring a defensive touchdown, including this season's 77-7 win over New Hampshire (Sept. 25) and 52-21 win at Georgia Tech (Oct. 2).

PITT DEFENSIVE TOUCHDOWNS SINCE 2000

Date	Opponent	Player	Score
10/27/01	@Temple	Brian Guzek	80-yard fumble return
11/3/01	Virginia Tech	Shawntae Spencer	68-yard interception return
12/20/01	vs. NC State*	Tyre Young	16-yard fumble return
9/21/02	Rutgers	Gerald Hayes	8-yard fumble return
10/5/02	@Syracuse	Lewis Moore	2-yard fumble return
11/9/02	Temple	Claude Harriott	11-yard fumble return
10/25/03	Syracuse	Josh Lay	20-yard fumble return
9/11/04	Ohio	Malcolm Postell	42-yard interception return
9/25/04	Furman	Malcolm Postell	44-yard interception return
10/23/04	Rutgers	Josh Lay	82-yard interception return
12/4/04	@USF	Malcolm Postell	15-yard interception return
10/22/05	Syracuse	H.B. Blades	38-yard interception return
9/2/06	Virginia	Darrelle Revis	19-yard interception return
9/2/06	Virginia	Clint Session	78-yard interception return
9/8/06	@Cincinnati	Darrelle Revis	57-yard interception return
9/30/06	Toledo	Gus Mustakas	9-yard interception return
11/8/08	Louisville	Ricky Gary	3-yard fumble return
11/8/08	Louisville	Scott McKillop	18-yard interception return
12/6/08	@Connecticut	Greg Williams	20-yard interception return
9/12/09	@Buffalo	Greg Williams	50-yard fumble return
11/7/09	Syracuse	Greg Williams	51-yard interception return
10/16/10	@Syracuse	Ricky Gary	80-yard interception return
12/3/11	Syracuse	Antwuan Reed	20-yard fumble return
9/21/13	@Duke	Anthony Gonzalez	37-yard interception return
11/7/15	Notre Dame	Ejuan Price	32-yard fumble return
11/21/15	Louisville	Avonte Maddox	30-yard interception return
12/28/15	vs. Navy**	Jordan Whitehead	22-yard fumble return
9/17/16	@Okla. State	Matt Galambos	2-yard fumble return
10/1/16	Marshall	Avonte Maddox	33-yard interception return
10/15/16	@Virginia	Jordan Whitehead	59-yard interception return
11/26/16	Syracuse	Dane Jackson	20-yard interception return
9/16/17	Okla. State	Jason Pinnock	Fumble recovery in end zone
10/6/18	Syracuse	Dane Jackson	35-yard fumble return
10/5/19	@Duke	Paris Ford	26-yard interception return
11/7/20	@Florida State	Brandon Hill	50-yard interception return
9/25/21	New Hampshire	Damarri Mathis	35-yard interception return
10/2/21	@Georgia Tech	John Petrishen	33-yard interception return

Names in **bold** denote current players.

* Tangerine Bowl (Orlando, Fla.)

** Military Bowl (Annapolis, Md.)

PITT MOST TEAM SACKS IN A SEASON

No.	Year	Games	Sacks	Sacks/Game
1.	1980	12	74	6.17
2.	1981	12	54.5	4.54
3.	1987	12	54	4.50
4.	1985	11	52	4.73
	1982	12	52	4.33
6.	2019	13	51	3.92
7.	1986	11	50	4.55
8.	2009	13	47	3.62
9.	2020	11	46	4.18
	1983	12	46	3.83
	1977	12	46	3.83
12.	1976	12	45	3.75
13.	2016	13	43	3.31
	2011	13	43	3.31
	1988	11	43	3.91

TALKIN' TFLs:

- √ Pitt has compiled 40 tackles for loss this season, ranking sixth nationally and first in the ACC with an average of 8.0 per game.
- √ Defensive end Habakkuk Baldonado has a team-high 5.5 TFLs. Linebacker John Petrishen is second with 4.5 TFLs.
- √ In 2020, the Panthers led the nation in total TFLs with a school-record 111 over 11 games. The prior record was set by Pitt's 2002 squad, which compiled 110 TFLs over 13 games.

PITT MOST TEAM TFLs IN A SEASON

No.	Year	Games	TFLs	TFLs/Game
1.	2020	11	111	10.09
2.	2002	13	110	8.46
3.	2019	13	103	7.92
4.	2001	12	101	8.42
5.	2011	13	98	7.54
6.	2009	13	97	7.46
7.	2000	12	94	7.83
8.	2016	13	90	6.92
9.	2015	13	88	6.77
	1987	12	88	7.33

NOTE: Pitt TFL records began in 1981

GROUND DEFENSE:

- √ Pitt is yielding an average of 102.2 rush yards to rank 21st nationally (second in the ACC) this season.
- √ Pitt yielded only 93.5 rushing yards in 2020, the third-lowest ground output allowed in all of college football.
- √ Under Pat Narduzzi, Pitt has held a total of 29 opponents under the 100-yard rushing mark.
- √ Pitt is 23-6 in such games, including a 13-5 mark against ACC foes.

LOWEST PITT OPPONENT RUSHING UNDER PAT NARDUZZI

No.	Date	Opponent	Att. -Yds.	Avg.	Result
1.	11/21/15	Louisville	24-(-1)	(-0.04)	W, 45-34
2.	9/12/20	Austin Peay	22-1	(0.05)	W, 55-0
3.	10/3/15	@Virginia Tech	33-9	0.27	W, 17-13
4.	9/24/16	@North Carolina	22-18	0.82	L, 36-37
5.	11/19/16	Duke	22-25	1.14	W, 56-14
6.	10/10/20	@Boston College	41-30	0.73	L, 30-31 (OT)
7.	9/7/19	Ohio	29-35	1.21	W, 20-10
8.	9/12/15	@Akron	24-42	1.75	W, 24-7
	9/4/21	Massachusetts	27-42	1.56	W, 51-7
10.	9/28/19	Delaware	31-43	1.39	W, 17-14
11.	11/2/18	@Virginia	26-44	1.69	W, 23-13
12.	11/24/17	Miami	23-45	1.96	W, 24-14
13.	11/12/16	@Clemson	25-50	2.00	W, 43-42
14.	9/19/20	Syracuse	34-51	1.50	W, 21-10
	10/18/19	@Syracuse	34-51	1.50	W, 27-20
16.	9/3/16	Villanova	33-53	1.61	W, 28-7
17.	10/26/19	Miami	27-54	2.00	L, 12-16
18.	9/30/17	Rice	23-55	2.39	W, 42-10
19.	9/1/18	Albany	28-60	2.14	W, 33-7
20.	10/3/20	NC State	30-62	2.07	L, 29-30
21.	10/2/21	@Georgia Tech	31-73	2.35	W, 52-21
22.	9/10/16	Penn State	31-74	2.39	W, 42-39
23.	10/21/17	@Duke	26-76	2.92	W, 24-17
24.	10/13/18	@Notre Dame	38-80	2.11	L, 14-19
25.	9/21/19	UCF	34-85	2.50	W, 35-34
26.	11/2/19	@Georgia Tech	29-86	2.97	W, 20-10
	10/15/16	@Virginia	26-86	3.31	W, 45-31
28.	11/9/17	North Carolina	32-96	3.00	L, 31-34
29.	12/10/20	@Georgia Tech	29-98	3.37	W, 34-20

Entries in **bold** denote 2021 season

TOP TOTAL "D" PERFORMANCES:

√ During Pat Narduzzi's tenure, Pitt has held an opponent under 250 yards 15 times. Pitt is 13-2 in those contests, including 6-1 against ACC foes.

PITT TOP TOTAL DEFENSE GAMES UNDER PAT NARDUZZI

No.	Date	Opponent	Rush	Pass	Total	Result
1.	10/3/15	@Virginia Tech	9	91	100	W, 17-13
2.	9/12/15	@Akron	42	63	105	W, 24-7
3.	9/12/20	Austin Peay	1	136	137	W, 55-0
4.	9/25/21	New Hampshire	100	60	160	W, 77-7
5.	9/28/19	Delaware	43	127	170	W, 17-14
6.	9/19/20	Syracuse	51	120	171	W, 21-10
7.	9/3/16	Villanova	53	119	172	W, 28-7
8.	11/2/19	@Georgia Tech	86	108	194	W, 20-10
9.	10/26/19	Miami	54	154	208	L, 12-16
	12/31/18	vs. Stanford*	103	105	208	L, 13-14
11.	9/4/21	Massachusetts	42	167	209	W, 51-7
12.	9/7/19	Ohio	35	177	212	W, 20-10
13.	9/26/20	Louisville	116	107	223	W, 23-20
14.	11/24/17	Miami	45	187	232	W, 24-14
15.	11/2/18	@Virginia	44	205	249	W, 23-13

Entries in **bold** denote 2021 season

* Sun Bowl (El Paso, Texas)

SPECIAL TEAMS NOTES

NO DEPOSIT, NO RETURN:

- √ Punter Kirk Christodoulou has surrendered only seven return yards this year.
- √ Christodoulou is averaging 42.1 yards on 18 punts. Nine of his punts have resulted in a fair catch and six have been placed inside the 20.

AUSTRALIAN PUNTER PIPELINE:

- √ Kirk Christodoulou is the latest Australian punter to make an impact on the American game of football.
- √ Christodoulou worked with the renowned Prokick Australia program that has produced many successful collegiate and NFL punters.
- √ Christodoulou graduated from Balwyn High School in December 2015 and spent the ensuing year training with Prokick. He enrolled at Pitt in January 2017.
- √ Prokick Australia's "exports" include Minnesota Vikings punter Jordan Berry, the San Francisco 49ers' Mitch Wishnowsky, the Seattle Seahawks' Michael Dickson as well as the Houston Texans' Cameron Johnston.

SCARTON'S SUPER DAY:

- √ Pitt's new kicker, sophomore Sam Scarton, is second on the team in scoring with 42 points. Scarton has converted 4-of-4 field goals and 30-of-32 extra points.
- √ Scarton was perfect on seven placements for a career-high 11 points in a 41-34 win at Tennessee (Sept. 11). Scarton was 5 for 5 on extra points and 2 for 2 on field goals (38 and 27 yards).
- √ He kicked a career-long 46-yard field goal at Georgia Tech (Oct. 2), totaling 10 points (1-1 FG, 7-7 PAT).

LONG BALLS:

- √ There are only 24 field goals of 50 yards or more on record at Pitt. A school-record 12 were made by Alex Kessman from 2017-20.

ALL-TIME LONGEST PITT FIELD GOALS

No.	Date	Name	Opponent	Distance
1.	10/10/20	Alex Kessman	@Boston College	58
2.	10/7/17	Alex Kessman	@Syracuse	56
	10/17/15	Chris Blewitt	@Georgia Tech	56
4.	10/6/18	Alex Kessman	Syracuse	55%
	9/23/17	Alex Kessman	@Georgia Tech	55
6.	10/26/19	Alex Kessman	Miami	54
	10/27/18	Alex Kessman	Duke	54
	10/6/18	Alex Kessman	Syracuse	54
	9/3/94	David Merrick	Texas	54
10.	11/21/20	Alex Kessman	Virginia Tech	53
	11/2/18	Alex Kessman	@Virginia	53
12.	11/21/20	Alex Kessman	Virginia Tech	52
	1/2/15	Chris Blewitt	vs. Houston	52*
	11/5/11	Kevin Harper	Cincinnati	52
	9/29/84	Mark Brasco	West Virginia	52
	11/16/74	Carson Long	@Notre Dame	52
	11/11/61	Fred Cox	Notre Dame	52
18.	11/7/20	Alex Kessman	@Florida State	51
	12/26/19	Alex Kessman	vs. Eastern Michigan	51**
	11/14/15	Chris Blewitt	@Duke	51
	11/11/78	David Trout	West Virginia	51
22.	9/24/16	Chris Blewitt	@North Carolina	50
	9/25/76	Carson Long	Temple	50
	11/24/73	Carson Long	@Penn State	50

% Heinz Field record (collegiate)

* Lockheed Martin Armed Forces Bowl (Fort Worth, Texas)

** Quick Lane Bowl (Detroit, Mich.)

RETURN GAME TOUCHDOWNS:

- √ Since the 2000 season, Pitt has 26 kick returns for touchdowns (13 on kickoffs and 13 on punts). Fourteen of those TDs have occurred during Pat Narduzzi's tenure.

PITT KICKOFF RETURN TDs SINCE 2000

Date	Opponent	Player	Yards
9/23/00	Rutgers	Torrie Cox	86
9/18/04	Nebraska	Marcus Furman	96
9/9/05	@Ohio	LaRod Stephens-Howling	95
11/3/05	@Louisville	Terrell Allen	97
10/13/06	@UCF	Lowell Robinson	97
10/15/11	Utah	Buddy Jackson	98
9/5/15	YSU	Avonte Maddox	89
12/28/15	vs. Navy*	Quadree Henderson	100
9/3/16	Villanova	Quadree Henderson	96
10/15/16	@Virginia	Quadree Henderson	93
11/5/16	@Miami	Quadree Henderson	100
9/1/18	Albany	Maurice Ffrench	91
10/13/18	@Notre Dame	Maurice Ffrench	99

* Military Bowl (Annapolis, Md.)

PITT PUNT RETURN TDs SINCE 2000

Date	Opponent	Player	Yards
12/26/02	Oregon State*	Shawn Robinson	66
10/8/05	Cincinnati	Darrelle Revis	79
11/16/06	West Virginia	Darrelle Revis	73
10/15/11	Utah+	Antwan Reed	10 (BLK)
10/13/12	Louisville\$	Todd Thomas	41 (BLK)
12/26/13	Bowling Green#	Tyler Boyd	54
9/19/15	@Iowa%	Pat Amara Jr.	28 (BLK)
11/19/16	Duke	Quadree Henderson	65
9/23/17	@Georgia Tech	Quadree Henderson	80
10/28/17	Virginia	Quadree Henderson	75
9/29/18	@UCF	Rafael Araujo-Lopes	86
9/21/19	UCF^	Wendell Davis	18 (BLK)
9/12/20	Austin Peay**	Todd Sibley Jr.	11 (BLK)

Names in **bold** denote current players.

* Insight Bowl (Phoenix, Ariz.)

+ Antwan Reed returned blocked punt by Andrew Taglianetti for TD

\$ Todd Thomas recovered his own blocked punt in end zone

Little Caesars Pizza Bowl (Detroit, Mich.)

% Pat Amara Jr. returned blocked punt by Ryan Lewis for TD

^ Wendell Davis returned blocked punt by Aaron Mathews for TD

** Todd Sibley Jr. returned his own blocked punt for TD

BLOCK PARTY:

- ✓ Since the 2000 season, Pitt has blocked 60 kicks overall. That total includes 15 blocks under Pat Narduzzi (since 2015).
- ✓ Four current Pitt players have blocks to their credit: linebacker Wendell Davis, linebacker SirVocea Dennis, linebacker John Petrishen and running back Todd Sibley Jr.
- ✓ The Panthers' most recent block occurred at Georgia Tech (Oct. 2) when Dennis got a hand on a 40-yard field goal attempt in the third period.
- ✓ It was Pitt's first blocked field goal since Alex Bookser at Duke on Oct. 21, 2017.
- ✓ Pitt ranks 26th nationally and second in the ACC with one blocked kick this season.

PITT'S BLOCKED KICKS SINCE 2000

Date	Opponent	Player	Type
9/2/00	Kent State	Ryan Smith	Field Goal
9/23/00	Rutgers	Mark Ponko	Punt
11/24/00	West Virginia	Mark Ponko	Field Goal
9/27/01	Miami (Fla.)	Torrie Cox	Punt
10/27/01	@Temple	Jay Junko	Punt
8/31/02	Ohio	Lewis Moore	Field Goal
10/26/02	Boston College	Brian Guzek	Field Goal
11/9/02	Temple	Shawntae Spencer	Punt
11/21/02	@Miami (Fla.)	Shawntae Spencer	Punt
9/6/03	Kent State	Sam Bryant	Punt
10/18/03	@Rutgers	J.J. Horne	PAT
10/25/03	Syracuse	H.B. Blades	Punt
11/22/03	@Temple	Claude Harriott	Punt
9/11/04	Ohio	Keith Malley	Punt
11/25/04	West Virginia	J.J. Horne	Field Goal
10/8/05	Cincinnati	Adam Gunn	Punt
11/12/05	Connecticut	Darrelle Revis	Field Goal*
11/12/05	Connecticut	Adam Gunn	Punt
11/4/06	@USF	H.B. Blades	Field Goal
11/25/06	Louisville	H.B. Blades	Field Goal
9/8/07	Grambling	Brian Kaiser	Punt
9/15/07	@Michigan State	Tommie Duhart	Field Goal
9/29/07	@Virginia	Joe Clermond	PAT
10/27/07	@Louisville	John Malecki	Field Goal
8/30/08	Bowling Green	Greg Romeus	PAT
9/6/08	Buffalo	Tommie Duhart	Field Goal
9/20/08	Iowa	Andrew Taglianetti	Punt
10/2/08	@USF	Aaron Berry	Field Goal
10/25/08	Rutgers	Greg Romeus	2 PATs
11/1/08	@Notre Dame	Andrew Taglianetti	Punt
11/22/08	@Cincinnati	Greg Williams	Field Goal
11/22/08	@Cincinnati	Andrew Taglianetti	Punt
12/6/08	@Connecticut	Mike Toerper	Punt
9/26/09	@NC State	Chas Alecxih	Field Goal
11/14/09	Notre Dame	Greg Romeus	PAT
12/05/09	Cincinnati	Nate Nix	Punt
9/2/10	@Utah	Antwan Reed	Punt
11/20/10	@USF	Andrew Taglianetti	Punt
1/8/11	vs. Kentucky	Andrew Taglianetti	Punt%
10/15/11	Utah	Andrew Taglianetti	Punt#
10/13/12	Louisville	Todd Thomas	Punt\$
11/23/13	@Syracuse	Aaron Donald	PAT
10/4/14	@Virginia	Dontez Ford	Punt
1/2/15	vs. Houston	Team	PAT!
9/19/15	@Iowa	Ryan Lewis	Punt+
10/10/15	Virginia	Ejuan Price	PAT
10/17/15	@Georgia Tech	Shakir Soto	Field Goal
10/29/15	North Carolina	Quintin Wirginis	Punt
12/28/15	vs. Navy	Avonte Maddox	PAT**
9/17/16	@Oklahoma State	George Aston	Punt
11/26/16	Syracuse	Ejuan Price	PAT
12/28/16	vs. Northwestern	Chawntez Moss	Punt***
9/2/17	Youngstown State	James Folston Jr.	Punt
10/21/17	@Duke	Alex Bookser	Field Goal
9/21/19	UCF	Aaron Mathews	Punt^
9/28/19	Delaware	Wendell Davis	Punt
9/12/20	Austin Peay	Todd Sibley Jr.	Punt^^
11/28/20	@Clemson	John Petrishen	Punt
10/2/21	@Georgia Tech	SirVocea Dennis	Field Goal

Names in **bold** denote current players.

* returned 71 yards for a TD by Bernard "Josh" Lay

% BBVA Compass Bowl (Birmingham, Ala.)

returned 10 yards for a TD by Antwan Reed

\$ recovered in end zone for a TD by Todd Thomas

! Lockheed Martin Armed Forces Bowl (Fort Worth, Texas)

+ returned 28 yards for a TD by Pat Amara Jr.

** Military Bowl (Annapolis, Md.)

*** Pinstripe Bowl (Bronx, N.Y.)

^ returned 18 yards for a TD by Wendell Davis

^^ returned 11 yards for a TD by Todd Sibley Jr.

JORDAN ADDISON—WIDE RECEIVER

- √ DC Touchdown Club Metro College Player of the Week (New Hampshire)
- √ Biletnikoff Award Watch List

CAL ADOMITIS—LONG SNAPPER

- √ Allstate AFCA Good Works Team
- √ Patrick Mannelly Award Watch List
- √ Wuerffel Trophy Watch List

DESLIN ALEXANDRE—DEFENSIVE END

- √ Lott IMPACT Trophy Watch List
- √ Wuerffel Trophy Watch List

CAM BRIGHT—LINEBACKER

- √ Reese's Senior Bowl Watch List

KIRK CHRISTODOULOU—PUNTER

- √ William V. Campbell Trophy Semifinalist (top scholar athlete)
- √ Ray Guy Award Watch List
- √ NFLPA Collegiate Bowl "Big Board"

SIRVOCEA DENNIS—LINEBACKER

- √ Rotary Lombardi Award Watch List

RODNEY HAMMOND JR.—RUNNING BACK

- √ ACC Rookie of the Week (New Hampshire)
- √ Football Writers Association of America "Fresh Four" (New Hampshire)

BRANDON HILL—SAFETY

- √ ACC Co-Defensive Back of the Week (Tennessee)
- √ Honorable Mention Thorpe Award Player of the Week (Tennessee)

GABE HOUY—OFFENSIVE LINEMAN

- √ ACC Offensive Lineman of the Week (Georgia Tech)

CALIYAH KANCEY—DEFENSIVE TACKLE

- √ Pro Football Focus National Team of the Week (UMass)
- √ Bednarik Award Watch List
- √ Bronko Nagurski Trophy Watch List
- √ Rotary Lombardi Award Watch List

LUCAS KRULL—TIGHT END

- √ John Mackey Tight End of the Week (Western Michigan)
- √ John Mackey Award Watch List
- √ Reese's Senior Bowl Watch List

DAMARRI MATHIS—CORNERBACK

- √ Reese's Senior Bowl Watch List

JOHN PETRISHEN—LINEBACKER

- √ ACC Linebacker of the Week (Georgia Tech)

KENNY PICKETT—QUARTERBACK

- √ ACC Quarterback of the Week (Georgia Tech)
- √ ESPN College Football Final "Helmet Sticker" (Georgia Tech)
- √ CBS Sports "Game Ball" (Georgia Tech)
- √ Davey O'Brien Award "Great 8" (Tennessee)
- √ Davey O'Brien Award "Great 8" (Georgia Tech)
- √ Manning Award Stars of the Week (Georgia Tech)
- √ Johnny Unitas Golden Arm Award Top 25 Candidate
- √ Manning Award Watch List
- √ Maxwell Award Watch List
- √ Reese's Senior Bowl Watch List
- √ Senior CLASS Award Nominee
- √ NFLPA Collegiate Bowl "Big Board"


CARTER WARREN—OFFENSIVE TACKLE

- √ Reese's Senior Bowl Watch List
- √ NFLPA Collegiate Bowl "Big Board"

KEY CONTRIBUTORS: OFFENSE




— QUARTERBACKS —

8  **QB**

- 44 career games with 41 starts
- 2021: 121-of-168 (72%) for 1,731 yards, 19 TD and just 1 INT
- 2nd in FBS in efficiency (194.7), 4th in TD Passes (19)
- Career: 9,715 pass yards, 58 TD, 26 INT
- 2nd in Pitt history in total offense (10,425)
- 2nd in Pitt history in pass yards (9,715)
- 6 career game-winning drives in 4Q/OT
- Upset No. 2 Miami in first start (11/24/17)


Kenny Pickett
SR+ • 6-3 • 220

12  **QB**

- 12 career games with 1 start
- 2021: 12-of-13 (92%), 140 yards, 1 rush TD
- Career: 6 total TD (3 pass, 3 rush), 1 INT
- Started for an injured Pickett against Delaware on Sept. 28, 2019
- Completed 23-of-37 passes for 271 yards with 2 TD, 1 INT in the 17-14 Pitt win
- Ran for 2 TD at Florida State in 2020


Nick Patti
JR* • 6-3 • 220

— RUNNING BACKS —

22  **RB**


- 27 career games with 13 starts
- 2021: 203 yards on 56 carries, 2 TD
- 2020: 632 yards on 143 carries, 6 TD
- Career game at Georgia Tech in 2020, rushing for 247 yards, 1 TD on 25 carries
- 2019: 314 yards on 61 carries, 5 TD
- 14 career TD (13 rushing, 1 receiving)
- Led Cardinal Gibbons to Florida 5A title

Vincent Davis
JR • 5-8 • 175

21  **RB**

- 40 career games with 10 starts
- 2021: 44 yards (21 rush, 23 rec), 1 TD
- 2020: 266 yards on 61 carries, 1 TD
- Career: 991 yards on 238 carries, 7 TD
- Posted career-high 103 rushing yards with a TD at Syracuse in 2019
- Heavily recruited RB from Lakeland, FL
- 2017 Under Armour HS All-American


A.J. Davis Jr.
SR+ • 6-0 • 225

2  **RB**

- 12 career games played
- 2021: 207 yards on 48 carries, 4 TD; also has 10 catches for 88 yards
- 2020: 95 yards on 28 carries, 2 total TD
- 15-yard TD catch at BC in 2020
- Standout prep player from Brooklyn
- 2019 N.Y. Gatorade Player of the Year
- Also was a standout sprinter in H.S. at Abraham Lincoln

Israel Abanikanda
SO • 5-11 • 215

— WIDE RECEIVERS —

3  **WR**


- 15 career games with 13 starts
- 2021: 29 catches for 524 yards, 9 TD
- Has a TD in every game so far in 2021
- Leads the FBS with 9 receiving TDs
- 2020: 60 receptions for 666 yards, 4 TD
- Career-best 179 yards vs. UNH in 2021
- Career-best 11 catches at FSU in 2020
- Named a 2020 Freshman All-American by The Athletic, Rivals and 247Sports

Jordan Addison
SO • 6-0 • 175

11  **WR**


- Fourth season at Pitt; Indiana transfer
- 49 career games with 32 starts (inc. IU)
- 2021: 16 catches for 304 yards, 2 TD
- 5 100-yard games at Pitt (last at GT)
- 2020: 23 catches for 305 yards, 2 TD
- 2019: 63 catches for 736 yards, 3 TD
- Game-winning TD in Quick Lane Bowl
- 2018: 25 catches for 557 yards, 1 TD
- 22.3 yards/catch (2nd in FBS) in 2018

Taysir Mack
SR+ • 6-2 • 190

5  **WR**

- 20 career games with 8 starts
- 2021: 15 catches for 221 yards
- Threw 16-yr TD pass at Tennessee
- 2 career 100-yard games (last vs. WMU)
- 2020: 21 catches for 326 yards with 1 TD
- Native of Peterborough, Ontario, Canada who attended H.S. in Clearwater, Fla.
- Father, Patrick, played LB in the CFL


Jared Wayne
JR • 6-3 • 210

18  **WR**

- 37 career games with 22 starts
- 2021: 9 catches for 110 yards, 1 TD; also tallied 6 rushes for 30 yards
- 2020: 26 receptions for 327 yards
- 2019: 23 catches, 348 yards, 2 TD; also rushed for 83 yards on 13 carries
- Career-high 104 yards on four catches vs. UNC in 2019, including 74-yard TD

Shocky Jacques-Louis
SR • 6-0 • 190

— TIGHT END —

7  **TE**

- 31 career games; Florida grad transfer
- 2021: 15 catches for 193 yards, 5 TD
- TD catch in 4 of Pitt's 5 games in 2021
- 2nd among FBS TEs with 5 TD catches
- Started college football career at Florida before grad transferring to Pitt in 2020
- Played baseball at Jefferson College (Mo.)
- Drafted by the SF Giants in the 2018 MLB Draft (34th round) as a pitcher

Lucas Krull
SR+ • 6-6 • 260

OFFENSIVE LINE

77  **LT**


Carter Warren
SR* • 6-5 • 315

- 26 career starts at LT
- Former Conway Award winner as most improved player in spring 2019

55  **LG**

Marcus Minor
SR* • 6-4 • 325

- Grad transfer (Maryland)
- 31 career games, 22 starts
- Three-time Academic All-Big Ten honoree

60  **C**

Owen Drexel
SR* • 6-3 • 310

- 13 career games, 5 starts
- Served as reserve center for two seasons behind perennial All-ACC pick Jimmy Morrissey

53  **RG**

Jake Kradel
JR* • 6-3 • 305

- 25 games, 20 total starts
- Started at C vs. UNH (9/25)
- All-ACC Academic Team
- All-State honoree at nearby Butler Senior H.S.

57  **RT**

Gabe Houy
SR* • 6-6 • 325

- 32 games with 20 starts
- Has started at both RG, RT
- All-ACC Academic Team
- ACC OL of Week for 10/2 Ga. Tech performance

KEY CONTRIBUTORS: DEFENSE









DEFENSIVE LINE

<p>87</p>  <p>DE 10</p> <p>'Haba' Baldonado JR* • 6-5 • 260</p> <ul style="list-style-type: none"> • 23 career games, 5 starts • 2021: 5.5 TFL, 3.5 sacks • Career: 11 TFL, 7.5 sacks • Native of Rome, Italy 	<p>8</p>  <p>DT 6</p> <p>Keyshon Camp SR+ • 6-4 • 290</p> <ul style="list-style-type: none"> • 29 career games, 19 starts • Sack, FF, FR at Tenn. • Career: 6.5 TFL, 3.5 sacks • Sixth-year 'super' senior 	<p>6</p>  <p>DT 5</p> <p>Calijah Kancey SO* • 6-0 • 275</p> <ul style="list-style-type: none"> • 17 career games, 9 starts • Career: 10 TFL, 3.5 sacks • 2020 Freshman All-America (FWAA, Rivals, The Athletic) 	<p>5</p>  <p>DE 5</p> <p>John Morgan III JR* • 6-2 • 260</p> <ul style="list-style-type: none"> • 32 career games, 2 starts • Career: 14 TFL, 8 sacks • Served as top reserve DE each of the last two years 	<p>5</p>  <p>DE 5</p> <p>Deslin Alexandre SR* • 6-4 • 285</p> <ul style="list-style-type: none"> • 41 games with 18 starts • Career: 20 TFL, 9 sacks • Started every game in '19 after Rashad Weaver injury
---	--	--	--	--

LINEBACKERS

<p>38</p>  <p>LB</p> <p>Cam Bright SR* • 6-0 • 220</p> <ul style="list-style-type: none"> • 43 career games, 17 starts • 2021: 20 tackles, 1 INT • Career: 19.5 TFL, 5.5 sacks, 3 FF, 1 INT 	<p>7</p>  <p>LB</p> <p>SirVocea Dennis JR • 6-1 • 230</p> <ul style="list-style-type: none"> • 22 career games, 6 starts • Team-high 30 stops, 3.5 TFL • 2020 Third Team All-ACC • Career: 18 TFL, 5 sacks 	<p>24</p>  <p>LB</p> <p>Phil Campbell III SR+ • 6-1 • 220</p> <ul style="list-style-type: none"> • 49 career games, 26 starts • 2021: 20 tackles, 4 TFL, 3 sacks • Career: 19 TFL, 13 sacks, 1 INT, 2 FF
<p>0</p>  <p>LB</p> <p>John Petrishen SR+ • 6-1 • 225</p> <ul style="list-style-type: none"> • Seventh-year player • 2021: 23 tackles, 4.5 TFL, 2 sacks • 33-yd INT TD at Ga. Tech • ACC LB of the Week (10/4) 	<p>20</p>  <p>LB</p> <p>Wendell Davis JR* • 6-2 • 240</p> <ul style="list-style-type: none"> • 23 career games, 3 starts • 2021: 17 tackles, 3.5 TFL, 1 sack • Blocked punt return TD vs. UCF in 2019 	<p>36</p>  <p>LB</p> <p>Chase Pine SR+ • 6-3 • 250</p> <ul style="list-style-type: none"> • 50 career games, 11 starts • 2021: 12 tackles, 1 TFL • Started final 9 games at MLB for Pitt in 2020

DEFENSIVE BACKS / PUNTER

<p>21</p>  <p>CB</p> <p>Damarri Mathis SR* • 5-11 • 195</p> <ul style="list-style-type: none"> • 41 career games, 17 starts • 2021: 16 tackles, 1 INT • 35-yd INT return TD vs. UNH • Career: 4 INT 	<p>31</p>  <p>FS</p> <p>Erick Hallett II JR* • 5-11 • 195</p> <ul style="list-style-type: none"> • 27 career games, 10 starts • FF, FR vs. UMass • 2021: 22 tackles, 0.5 TFL • Career: 2 INT 	<p>9</p>  <p>SS</p> <p>Brandon Hill SO* • 5-11 • 195</p> <ul style="list-style-type: none"> • 19 career games, 7 starts • 2021: 29 tackles, 1 INT • Key INT in 4Q at Tenn. • 50-yd INT return TD (FSU, 2020) 	<p>14</p>  <p>CB</p> <p>Marquis Williams JR* • 5-9 • 175</p> <ul style="list-style-type: none"> • 27 career games, 13 starts • 2021: 11 tackles, 1 PBU • Career: 2 INT • Uncle Tyrone Carter won '99 Thorpe
<p>15</p>  <p>FS</p> <p>Rashad Battle SO • 6-3 • 205</p> <ul style="list-style-type: none"> • 16 career games in reserve • 2021: 9 tackles • Played CB in 2020 	<p>98</p>  <p>P</p> <p>Kirk Christodoulou SR* • 6-1 • 225</p> <ul style="list-style-type: none"> • 43 games played as Pitt P • 2021: 42.1 yards/punt • 2020: 44.7 yards/punt 	<p>25</p>  <p>CB</p> <p>A.J. Woods JR • 5-11 • 190</p> <ul style="list-style-type: none"> • 26 career games, 3 starts • 2021: 6 tackles, 2 PBU • 1 INT (at FSU in 2020) 	

PITT CAREER HIGHS: OFFENSE



QUARTERBACKS

#8 KENNY PICKETT SR+

• **Pickett Career Highs**
Pass Yards: 411 vs. NC State (10-3-20)
Completions: 35, twice, last vs. Va. Tech (11-21-20)
Attempts: 52 vs. Va. Tech (11-21-20)
Pass TDs: 6 vs. Western Michigan (9-18-21)
INTs: 4 at Clemson (11-28-20)
Long Completion: 96 vs. EMU (12-26-19)
Rush Yards: 76 vs. Duke (10-27-18)
Rush Attempts: 15 vs. NC State (10-3-20)
Rush TDs: 2, 3 times, last vs. NC State (10-3-20)
Long Rush: 30, twice, last vs. Miami (10-26-19)

#12 NICK PATTI JR*

• **Patti Career Highs**
Pass Yards: 271 vs. Delaware (9-28-19)
Completions: 23 vs. Delaware (9-28-19)
Attempts: 37 vs. Delaware (9-28-19)
Pass TDs: 2 vs. Delaware (9-28-19)
INTs: 1 vs. Delaware (9-28-19)
Long Completion: 48 vs. Delaware (9-28-19)
Rush Yards: 18 vs. UCF (9-21-19)
Rush Attempts: 5 at Florida State (11-7-20)
Rush TDs: 2 at Florida State (11-7-20)
Long Rush: 13 vs. Notre Dame (10-24-20)

RUNNING BACKS

#2 ISRAEL ABANIKANDA SO

• **Abanikanda Career Highs**
Rush Attempts: 15 at Georgia Tech (10-2-21)
Rush Yards: 75 vs. New Hampshire (9-25-21)
Rush TDs: 2 at Georgia Tech (10-2-21)
Long Rush: 17 vs. New Hampshire (9-25-21)
Receptions: 4, twice, last vs. UNH (9-25-21)
Receiving Yards: 55 vs. New Hampshire (9-25-21)
Receiving TDs: 1 at BC (10-10-20)
Long Reception: 25 vs. New Hampshire (9-25-21)

#22 VINCENT DAVIS JR

• **V. Davis Career Highs**
Rush Attempts: 25 at Georgia Tech (12-10-20)
Rush Yards: 247 at Georgia Tech (12-10-20)
Rush TDs: 2 vs. Austin Peay (9-12-20)
Long Rush: 74 at Georgia Tech (12-10-20)
Receptions: 5, twice, last vs. Va. Tech (11-21-20)
Receiving Yards: 41 vs. Va. Tech (11-21-20)
Receiving TDs: 1 at Clemson (11-28-20)
Long Reception: 28 vs. Eastern Michigan (12-26-19)

#21 A.J. DAVIS SR+

• **A. Davis Career Highs**
Rush Attempts: 19 vs. North Carolina (11-14-19)
Rush Yards: 103 at Syracuse (10-18-19)
Rush TDs: 1, 7 times, last vs. UMass (9-4-21)
Long Rush: 31 vs. Va. Tech (11-21-20)
Receptions: 7 at Penn State (9-14-19)
Receiving Yards: 94 at Penn State (9-14-19)
Receiving TDs: 0
Long Reception: 59 vs. Virginia (8-31-19)

#9 RODNEY HAMMOND JR. FR

• **Hammond Career Highs**
Rush Attempts: 17 vs. New Hampshire (9-25-21)
Rush Yards: 100 vs. New Hampshire (9-25-21)
Rush TDs: 3 vs. New Hampshire (9-25-21)
Long Rush: 25 vs. New Hampshire (9-25-21)
Receptions: 1, twice, last vs. UNH (9-25-21)
Receiving Yards: 4 vs. New Hampshire (9-25-21)

#23 TODD SIBLEY JR. SR*

• **Sibley Career Highs**
Rush Attempts: 22 vs. Delaware (9-28-19)
Rush Yards: 106 vs. Delaware (9-28-19)
Rush TDs: 1 vs. Austin Peay (9-12-20)
Long Rush: 33 vs. Miami (10-26-19)
Receptions: 1, 3 times, last at Miami (10-17-20)
Receiving Yards: 16 vs. Delaware (9-28-19)

#40 DANIEL CARTER SO*

• **Carter Career Highs**
Rush Attempts: 4, twice, last vs. UMass (9-4-21)
Rush Yards: 20, twice, last vs. UMass (9-4-21)
Rush TDs: 1, twice, last vs. UMass (9-4-21)
Long Rush: 11 vs. UMass (9-4-21)

WIDE RECEIVERS

#3 JORDAN ADDISON SO

• **Addison Career Highs**
Receptions: 11 at Florida State (11-7-20)
Receiving Yards: 179 vs. New Hampshire (9-25-21)
Receiving TDs: 3, twice, last vs. UNH (9-25-21)
Long Reception: 75 (TD) vs. NC State (10-3-20)
Rush Attempts: 3 vs. Syracuse (9-19-20)
Rush Yards: 24 vs. Syracuse (9-19-20)

#11 TAYSIR MACK SR+

• **Mack Career Highs**
Receptions: 12 at Penn State (9-14-19)
Receiving Yards: 132 at Purdue (11-25-17)*
Receiving TDs: 2 vs. Charleston Southern (10-7-17)*
Long Reception: 63 (TD) at Wake Forest (11-17-18)
 *at Indiana

#18 SHOCKY JACQUES-LOUIS SR

• **Jacques-Louis Career Highs**
Receptions: 6 vs. Boston College (11-30-19)
Receiving Yards: 104 vs. North Carolina (11-14-19)
Receiving TDs: 1, three times, last vs. UNH (9-25-21)
Long Reception: 74 (TD) vs. North Carolina (11-14-19)
Rush Attempts: 4 vs. UMass (9-4-21)
Rush Yards: 39 vs. Penn State (9-8-18)
Rush TDs: 0
Long Rush: 38 vs. Penn State (9-8-18)

#5 JARED WAYNE JR

• **Wayne Career Highs**
Receptions: 6, twice, last vs. UMass (9-4-21)
Receiving Yards: 100, twice, last vs. WMU (9-18-21)
Receiving TDs: 1, twice, last vs. Syracuse (9-19-20)
Long Reception: 49 at Florida State (11-7-20)

#10 JAYLON BARDEN SO

• **Barden Career Highs**
Receptions: 5 vs. Va. Tech (11-21-20)
Receiving Yards: 68 vs. Austin Peay (9-12-20)
Receiving TDs: 1, twice, last vs. WMU (9-18-21)
Long Reception: 68 vs. Austin Peay (9-12-20)

TIGHT ENDS/FULLBACKS

#7 LUCAS KRULL SR+

• **Krull Career Highs**
Receptions: 5 vs. UMass (9-4-21)
Receiving Yards: 58 vs. UMass (9-4-21)
Receiving TDs: 2 vs. Western Michigan (9-18-21)
Long Reception: 30 vs. Charleston Southern (9-1-18)*
 *at Florida

#86 GAVIN BARTHOLOMEW FR

• **Bartholomew Career Highs**
Receptions: 3, twice, last vs. UNH (9-25-21)
Receiving Yards: 48 vs. New Hampshire (9-25-21)
Receiving TDs: 0
Long Reception: 24 vs. New Hampshire (9-25-21)

#28 KYI WRIGHT SO*

• **Wright Career Highs**
Receptions: 1, 3 times, last at Clemson (11-28-20)
Receiving Yards: 16 at Clemson (11-28-20)
Receiving TDs: 0
Long Reception: 16 at Clemson (11-28-20)

PLACEKICKERS

#91 SAM SCARTON SO*

• **Scarton Career Highs**
FG Made: 2 at Tennessee (9-11-21)
FG Attempted: 2 at Tennessee (9-11-21)
Long FG: 46 at Georgia Tech (10-2-21)
PATs Made: 9 vs. New Hampshire (9-25-21)
PATs Attempted: 9 vs. New Hampshire (9-25-21)
Points: 11 at Tennessee (9-11-21)
Kickoffs: 0
Touchbacks: 0

#90 BEN SAULS FR*

• **Sauls Career Highs**
FG Made: 0
FG Attempted: 0
Long FG: 0
PATs Made: 2 vs. UMass (9-4-21)
PATs Attempted: 2, twice, last vs. UNH (9-25-21)
Points: 2 vs. UMass (9-4-21)
Kickoffs: 12 vs. New Hampshire (9-25-21)
Touchbacks: 6 at Georgia Tech (10-2-21)

DEFENSIVE TACKLES

#10 KEYSHON CAMP SR+

• **Camp Career Highs**
Tackles: 6 at Georgia Tech (9-23-17)
TFLs: 2 vs. Albany (9-1-18)
Sacks: 2 vs. Albany (9-1-18)
Forced Fumbles: 1, twice, last at Tennessee (9-11-21)
Fumble Recoveries: 1 at Tennessee (9-11-21)

#8 CALIJAH KANCEY SO*

• **Kancey Career Highs**
Tackles: 5, twice, last vs. UMass (9-4-21)
TFLs: 2.5 vs. Syracuse (9-19-20)
Sacks: 1.5 vs. Syracuse (9-19-20)

#95 DEVIN DANIELSON JR*

• **Danielson Career Highs**
Tackles: 4 vs. NC State (10-3-20)
TFLs: 1, 4 times, last vs. Western Michigan (9-18-21)
Sacks: 1, 3 times, last vs. Western Michigan (9-18-21)

#2 DAVID GREEN JR*

• **Green Career Highs**
Tackles: 3, twice, last vs. Western Michigan (9-18-21)
TFLs: 1, twice, last at Tennessee (9-11-21)
Sacks: 1, twice, last at Tennessee (9-11-21)

#92 TYLER BENTLEY JR*

• **Bentley Career Highs**
Tackles: 3 at Miami (10-17-20)
TFLs: 1.5 at Miami (10-17-20)
Sacks: 0

DEFENSIVE ENDS

#5 DESLIN ALEXANDRE SR*

• **Alexandre Career Highs**
Tackles: 6, 3 times, last vs. EMU (12-26-19)
TFLs: 2, twice, last at Georgia Tech (12-10-20)
Sacks: 1.5 vs. UCF (9-21-19)
Fumble Recoveries: 1, twice, last vs. Syracuse (9-19-20)

#87 HABAKKUK BALDONADO JR*

• **Baldonado Career Highs**
Tackles: 7 vs. Western Michigan (9-18-21)
TFLs: 2.5 vs. Western Michigan (9-18-21)
Sacks: 2 at Tennessee (9-11-21)
Forced Fumbles: 1 at Tennessee (9-11-21)
Fumble Recoveries: 1, twice, last at Tennessee (9-11-21)

#6 JOHN MORGAN III JR*

• **Morgan Career Highs**
Tackles: 3, 3 times, last at Miami (10-17-20)
TFLs: 3, 3 times, last vs. UNH (9-25-21)
Sacks: 1, 8 times, last at Georgia Tech (10-2-21)

#50 DAYON HAYES SO

• **Hayes Career Highs**
Tackles: 2, twice, last vs. New Hampshire (9-25-21)
TFLs: 2 vs. Austin Peay (9-12-20)
Sacks: 2 vs. Austin Peay (9-12-20)

LINEBACKERS

#24 PHIL CAMPBELL III SR+

• **Campbell Career Highs**
Tackles: 10 at Boston College (10-10-20)
TFLs: 2.5 at Miami (10-17-20)
Sacks: 2, twice, last at Miami (10-17-20)
Interceptions: 1 vs. UCF (9-21-19)
Forced Fumbles: 1, twice, last at Penn State (9-14-19)
Fumble Recoveries: 1, twice, last at Clemson (11-28-20)

#38 CAM BRIGHT SR*

• **Bright Career Highs**
Tackles: 12 vs. Western Michigan (9-18-21)
TFLs: 3, twice, last vs. Va. Tech (11-21-20)
Sacks: 2 vs. Va. Tech (11-21-20)
Interceptions: 1 at Georgia Tech (10-2-21)
Forced Fumbles: 1, 3 times, last vs. Syracuse (9-19-20)
Fumble Recoveries: 1, twice, last at Ga. Tech (11-2-19)

#7 SIRVOCEA DENNIS JR

• **Dennis Career Highs**
Tackles: 11 at Boston College (10-10-20)
TFLs: 4.5 at Boston College (10-10-20)
Sacks: 1.5 at Boston College (10-10-20)

#20 WENDELL DAVIS JR*

• **Davis Career Highs**
Tackles: 6 vs. Western Michigan (9-18-21)
TFLs: 1, 4 times, last vs. New Hampshire (9-25-21)
Sacks: 1, twice, last vs. UMass (9-4-21)

#36 CHASE PINE SR+

• **Pine Career Highs**
Tackles: 6, 4 times, last at Georgia Tech (12-10-20)
TFLs: 2 vs. Notre Dame (10-24-20)
Sacks: 1 vs. Notre Dame (10-24-20)

#0 JOHN PETRISHEN SR+

• **Petrischen Career Highs**
Tackles: 6 vs. UMass (9-4-21)
TFLs: 2 vs. UMass (9-4-21)
Sacks: 2 vs. UMass (9-4-21)
Interceptions: 1 (TD) at Georgia Tech (10-2-21)

SAFETIES

#9 BRANDON HILL SO*

• **Hill Career Highs**
Tackles: 9 at Georgia Tech (10-2-21)
TFLs: 1.5 vs. Austin Peay (9-12-20)
Interceptions: 1, twice, last at Tennessee (9-11-21)
Forced Fumbles: 1, twice, last at Florida State (11-7-20)

#31 ERICK HALLETT JR*

• **Hallett Career Highs**
Tackles: 8 vs. Western Michigan (9-18-21)
TFLs: 1, twice, last at Clemson (11-28-20)
Interceptions: 1, twice, last at Ga. Tech (12-10-20)
Forced Fumbles: 1 vs. UMass (9-4-21)
Fumble Recoveries: 1 vs. UMass (9-4-21)

#15 RASHAD BATTLE SO

• **Battle Career Highs**
Tackles: 4 vs. UMass (9-4-21)
TFLs: 0
Interceptions: 0

CORNERBACKS

#21 DAMARRI MATHIS SR*

• **Mathis Career Highs**
Tackles: 7 at Georgia Tech (10-2-21)
TFLs: 1, 4 times, last vs. UCF (9-21-19)
Sacks: 0
Interceptions: 1, 4 times, last vs. UNH (9-25-21)

#14 MARQUIS WILLIAMS JR*

• **Williams Career Highs**
Tackles: 5 vs. Syracuse (9-19-20)
TFLs: 0
Sacks: 0
Interceptions: 1, twice, last at Miami (10-17-20)

#12 M.J. DEVONSHIRE SO*

• **Devonshire Career Highs**
Tackles: 3, twice, last at Georgia Tech (10-2-21)
TFLs: 0
Sacks: 0
Interceptions: 0

#25 A.J. WOODS JR

• **Woods Career Highs**
Tackles: 7 at Florida State (11-7-20)
TFLs: 1 at Clemson (11-28-20)
Sacks: 0
Interceptions: 1 at Florida State (11-7-20)

PUNTER

#98 KIRK CHRISTODOULOU SR*


• **Christodoulou Career Highs**
Punts: 12 at Miami (11-24-18)
Punt Average: 51.6 at Wake Forest (11-17-18)
Long: 73 at Miami (11-24-18)
Inside 20: 5, twice, last at Clemson (11-28-20)

Coaching Staff Game Day Locations

- FIELD LEVEL -



Mark Whipple
Offensive Coordinator/
Quarterbacks



Andre Powell
Special Teams Coordinator/
Running Backs



Charlie Partridge
Assistant Head Coach/
Defensive Line



Dave Borbely
Offensive Line




Archie Collins
Secondary



Ryan Manalac
Linebackers



Brennan Marion
Wide Receivers



Mickey Jacobs
Defensive G.A.

- PRESS BOX -



Randy Bates
Defensive Coordinator



Tim Salem
Tight Ends



Cory Sanders
Safeties



Jacob Nye
Offensive G.A.



Alex Officer
Offensive G.A.



James Alexander
Defensive G.A.

2021 Pronunciation Guide

PLAYERS

Israel Abanikanda.....ah-banna-can-dah
 Cal Adomitis adam-EYE-tis
 Deslin Alexandre.....alexander
 Habakkuk Baldonado..... Haba-kook Baldo-na-dough
 (prefers to be called "Haba")
 Naquan Brown..... Na-QUAN
 Kirk Christodoulou..... christo-doo-lou
 SirVocea Dennis..... sir-voss-E-ay
 Matt Goncalves..... gun-ZALL-vez
 Erick Hallett HAL-let
 Dayon Hayes DAY-on
 Gabe Houy.....hoy

Shocky Jacques-Louis..... jaq-LU-EE
 Nahki Johnson Nah-KY
 Bangally Kamara.....ban-GOLLY ka-mare-ah
 Calijah Kancey..... ca-LIE-jah (rhymes with "Elijah")
 Kaymar Mimesmims
 Michael Stathum.....STAY-thum
 Melquise Stovall..... MEL-keece
 Judson Tallandierta-lan-DEER
 Tre Tiptontray
 Marquis Williams..... mar-QUEZ
 Jake Zilinskasza-lin-skas
 Blake Zubovic zoo-bow-VICK

2021 PITT STARTING LINEUPS



OFFENSE

GAME	QB	RB	WR	WR	WR	TE	LT	LG	C	RG	RT
UMass	Pickett	A. Davis	Addison	Stovall	Mack	Krull	Warren	Minor	Drexel	Kradel	Houy
Tennessee	Pickett	V. Davis	Addison	Jacques-Louis	Mack	Krull	Warren	Minor	Drexel	Kradel	Houy
Western Michigan	Pickett	V. Davis	Addison	Jacques-Louis	Mack	Wayne*	Warren	Minor	Drexel	Kradel	Houy
New Hampshire	Pickett	V. Davis	Addison	Jacques-Louis	Bartholomew^	Krull	Warren	Minor	Kradel	Houy	Goncalves
Georgia Tech	Pickett	V. Davis	Addison	Mack	Bartholomew^	Krull	Warren	Minor	Drexel	Kradel	Houy
Virginia Tech											
Clemson											
Miami											
Duke											
North Carolina											
Virginia											
Syracuse											

*Pitt started with four wide receivers vs. Western Michigan.

^Pitt started two tight ends vs. New Hampshire and at Georgia Tech.

DEFENSE

GAME	DE	DT	DT	DE	OLB	MLB	OLB	SS	FS	CB	CB
UMass	Baldonado	Kancey	Camp	Morgan	Campbell	Dennis	Bright	Hill	Hallett	Williams	Mathis
Tennessee	Baldonado	Kancey	Green	Morgan	Campbell	Dennis	Bright	Hill	Hallett	Williams	Mathis
Western Michigan	Baldonado	Kancey	Camp	Alexandre	Campbell	Dennis	Bright	Hill	Hallett	Williams	Mathis
New Hampshire	Baldonado	Kancey	Camp	Alexandre	Campbell	W. Davis	Bright	Hill	Hallett	Williams	Mathis
Georgia Tech	Baldonado	Kancey	Camp	Alexandre	Campbell	Dennis	Bright	Hill	Hallett	Williams	Mathis
Virginia Tech											
Clemson											
Miami											
Duke											
North Carolina											
Virginia											
Syracuse											

PITT 51 MASSACHUSETTS 7

Sept. 4, 2021 • Heinz Field • Attendance: 41,486

Pitt rolled past visiting Massachusetts, 51-7, in the season opener for both teams...the Panthers' point total and winning margin (44 points) marked their highest since last year's opener, a 55-0 victory over Austin Peay (Sept. 12, 2020)...three Pitt quarterbacks combined for 375 passing yards: Kenny Pickett (272), Nick Patti (58) and Davis Beville (45)...13 different receivers recorded catches for Pitt...tight end Lucas Krull had a team-high 58 yards on five catches with a touchdown...the Panthers rushed for 223 yards, led by true freshman Rodney Hammond Jr.'s 44 yards on eight carries...Pitt compiled 598 yards in total offense, its highest since recording a school-record 654 against Virginia Tech on Nov. 10, 2018...the Panthers' defense was smothering all afternoon, limiting UMass to just 209 total yards and a mere 42 on the ground...Pitt collected five sacks, led by linebacker John Petrishen's two...Petrishen also had a team-high six tackles...Pitt improved to 6-1 in season openers under Pat Narduzzi...the Panthers moved to 86-44-2 all-time in openers, including 16-6 since 2000.

UMASS	0	0	0	7	7
PITT	13	10	14	14	51

First Quarter

PITT — Krull 5-yard pass from Pickett (Scarton kick) 4:56
 PITT — Addison 12-yard pass from Pickett (Scarton kick missed) 1:31

Second Quarter

PITT — Scarton 35-yard field goal 5:37
 PITT — A. Davis 18-yard run (Scarton kick) 0:36

Third Quarter

PITT — V. Davis 6-yard run (Scarton kick) 10:45
 PITT — Abanikanda 12-yard run (Scarton kick) 6:42

Fourth Quarter

UMASS — Lytle 1-yard run (Carson kick) 13:50
 PITT — Patti 9-yard run (Sauls kick) 11:48
 PITT — Carter 6-yard run (Sauls kick) 2:44

Team Stats	UMASS	PITT
First Downs	11	35
Rushes-Yards	27-42	41-223
Comp-Att-Int	14-31-0	34-45-0
Passing Yards	167	375
Total Yards	209	598
Punt Returns-Yards	0-0	4-(-1)
Kick Returns-Yards	4-67	1-47
Interceptions-Yards	0-0	0-0
Fumbles-Lost	1-1	5-2
Punts-Average	9-40.8	2-44.5
Penalties-Yards	6-66	3-30
Third Down Conv.	3-13	8-13
Fourth Down Conv.	0-0	1-2
Sacks By-Yards	1-7	5-34
Possession Time	29:12	30:48

Rushing

UMASS — Adams 11-32; Dzuro 1-7; Chisari 1-7; Scudo 2-6; Merriweather 3-3; Lytle 9-(-13), 1 TD.
 PITT — Hammond 8-45; Pickett 6-39; V. Davis 6-32, 1 TD; Jacques-Louis 4-31; Abanikanda 7-30, 1 TD; A. Davis 2-21, 1 TD; Carter 4-20, 1 TD; Sibley 2-14; Patti 1-9, 1 TD; Team 1-(-18).

Passing

UMASS — Lytle 14-31-0, 167 yards.
 PITT — Pickett 27-37-0, 272 yards, 2 TD; Patti 5-5-0, 58 yards; Beville 2-3-0, 45 yards.

Receiving

UMASS — Adams 4-14; Je. Johnson 3-52; Jo. Johnson 2-28; Edwards 1-32; Saint-Cyr 1-19; Fitzgerald 1-10; Pallotta 1-8; Merriweather 1-4.
 PITT — Wayne 6-55; Krull 5-58, 1 TD; Addison 5-40, 1 TD; A. Davis 4-23; Mack 3-34; Jacques-Louis 3-33; Bartholomew 3-21; Bradley 2-45; Barden 1-47; Stovall 1-10; V. Davis 1-9.

PITT 41 TENNESSEE 34

Sept. 11, 2021 • Neyland Stadium • Attendance: 82,203

Playing Tennessee for the first time in 38 years, Pitt outlasted the host Volunteers, 41-34...Kenny Pickett accounted for three touchdowns (two passing) and completed 24 of 36 for 285 yards...facing the Vols' uptempo attack, the Pitt defense compiled five sacks, forced three turnovers and made two crucial stops in the final quarter...following a fourth-down stop by John Petrishen and Chase Pine on the Vols' previous possession, Brandon Hill intercepted Hendon Hooker and Pitt ran out the final 4:52...Pitt (2-0) trailed 10-0 early but exploded for 27 points in the second to seize a seven-point halftime advantage...Pitt took its first lead when receiver Jared Wayne hit Lucas Krull for a 16-yard TD on a gadget play pass...Keyshon Camp recovered a fumble off his own 12-yard sack of Joe Milton, knocking the Tennessee (1-1) starting QB out of the game...Habakkuk Baldonado had two sacks with a forced fumble and fumble recovery of his own...Pitt improved to 3-0 all-time against Tennessee, with each win at Neyland Stadium...the game was named the Johnny Majors Classic in honor of the legendary coach and player.

PITT	0	27	7	7	41
TENNESSEE	10	10	7	7	34

First Quarter

TENN — Small 2-yard run (McGrath kick) 13:34
 TENN — McGrath 37-yard field goal 4:44

Second Quarter

PITT — Stovall 11-yard pass from Pickett (Scarton kick) 14:53
 TENN — McGrath 48-yard field goal 11:16
 PITT — Krull 16-yard pass from Wayne (Scarton kick) 9:25
 PITT — Scarton 38-yard field goal 8:34
 PITT — Scarton 27-yard field goal 3:53
 TENN — Calloway 44-yard pass from Hooker (McGrath kick) 2:16
 PITT — V. Davis 2-yard run (Scarton kick) 0:19

Third Quarter

PITT — Pickett 1-yard run (Scarton kick) 4:49
 TENN — Warren 8-yard pass from Hooker (McGrath kick) 2:32

Fourth Quarter

PITT — Addison 5-yard pass from Pickett (Scarton kick) 12:22
 TENN — Wright 1-yard run (McGrath kick) 10:09

Team Stats	PITT	TENN
First Downs	24	20
Rushes-Yards	45-96	33-136
Comp-Att-Int	25-37-0	22-33-1
Passing Yards	301	238
Total Yards	397	374
Punt Returns-Yards	1-5	1-10
Kick Returns-Yards	3-36	4-122
Interceptions-Yards	1-25	0-0
Fumbles-Lost	0-0	2-2
Punts-Average	7-34.9	4-45.8
Penalties-Yards	9-76	13-134
Third Down Conv.	8-20	6-13
Fourth Down Conv.	2-2	0-1
Sacks By-Yards	5-34	2-13
Possession Time	36:05	23:55

Rushing

PITT — Abanikanda 12-43; V. Davis 19-33, 1 TD; Pickett 10-19, 1 TD; Addison 1-5; Team 3-(-4).
 TENN — Milton 5-54; Hooker 9-49; Small 8-18, 1 TD; Wright 11-15, 1 TD.

Passing

PITT — Pickett 24-36-0, 285 yards, 2 TD; Wayne 1-1-0, 16 yards, 1 TD.
 TENN — Hooker 15-21-1, 188 yards, 2 TD; Milton 7-12-0, 50 yards.

Receiving

PITT — Addison 6-64, 1 TD; Mack 4-100; Abanikanda 4-18; Wayne 3-56; Krull 3-33, 1 TD; V. Davis 3-13; Stovall 1-11, 1 TD; Jacques-Louis 1-6.
 TENN — Warren 5-55, 1 TD; Wright 5-20; Fant 4-47; Calloway 3-59, 1 TD; Jones 3-31; Tillman 1-20; Small 1-6.

WESTERN MICHIGAN 44 PITT 41 Sept. 18, 2021 • Heinz Field • Attendance: 40,581

Pitt could not contain Western Michigan's potent passing attack and dropped its first game of the season, 44-41...the Panthers (2-1) led only once—7-0 in the opening quarter...the Broncos (2-1) piled up 517 total yards...Kaleb Eleby threw for 337 yards and three touchdowns, while his top target, Corey Crooms averaged more than 20 yards per catch (eight receptions for 161 yards)...Pitt's pass rush was kept at bay with an effective running game that produced 160 yards and essentially iced the result late in the fourth quarter...the loss overshadowed an exceptional performance by Kenny Pickett, who became just the fourth Pitt quarterback to throw six touchdowns in a game... Pickett completed 74% of his passes (23 of 31) for 382 yards with one interception...Jordan Addison had a career-high three touchdown catches, the most by a Pitt player in eight years...the 41 points marked the most scored by Pitt in a losing effort since a 51-48 double-over-time loss to Duke on Nov. 1, 2014...Pitt fell to 32-5 all-time against Mid-American Conference teams.

W. MICHIGAN	14	13	7	10	44
PITT	7	20	7	7	41

First Quarter

PITT — Addison 67-yard pass from Pickett (Scarton kick) 8:08
 WMU — Tyler 1-yard run (Sampson kick) 3:42
 WMU — Jefferson 1-yard run (Sampson kick) 1:28

Second Quarter

WMU — Moore 30-yard pass from Eleby (Sampson kick missed) 12:01
 PITT — Krull 2-yard pass from Pickett (Scarton kick) 8:54
 PITT — Addison 23-yard pass from Pickett (Scarton kick missed) 7:25
 WMU — Tyler 5-yard pass from Eleby (Sampson kick) 4:17
 PITT — Addison 28-yard pass from Pickett (Scarton kick) 1:07

Third Quarter

WMU — Crooms 54-yard pass from Eleby (Sampson kick) 7:31
 PITT — Krull 24-yard pass from Pickett (Scarton kick) 5:00

Fourth Quarter

WMU — Jefferson 3-yard run (Sampson kick) 14:10
 WMU — Sampson 29-yard field goal 5:37
 PITT — Barden 22-yard pass from Pickett (Scarton kick) 3:48

Team Stats	WMU	PITT
First Downs	27	25
Rushes-Yards	48-160	24-75
Comp-Att-Int	26-37-0	25-34-1
Passing Yards	357	415
Total Yards	517	490
Punt Returns-Yards	0-0	2-13
Kick Returns-Yards	2-45	2-43
Interceptions-Yards	1-8	0-0
Fumbles-Lost	0-0	3-2
Punts-Average	5-46.0	3-37.3
Penalties-Yards	11-117	8-82
Third Down Conv.	7-17	1-8
Fourth Down Conv.	1-2	1-3
Sacks By-Yards	2-17	3-28
Possession Time	40:15	19:45

Rushing

WMU — Tyler 14-84, 1 TD; Jefferson 22-78, 2 TD; Kincaide 5-18; Eleby 7-(-20).
PITT — Pickett 9-57; V. Davis 11-38; Stovall 1-7; Abanikanda 1-(-1); Hammond 1-(-8); Team 1-(-18).

Passing

WMU — Eleby 23-34-0, 337 yards, 3 TD; Salopek 3-3-0, 20 yards.
PITT — Pickett 23-31-1, 382 yards, 6 TD; Patti 2-3-0, 33 yards.

Receiving

WMU — Moore 11-124, 1 TD; Crooms 8-161, 1 TD; Tyler 3-11, 1 TD; Hall 2-52; Torres 2-9.
PITT — Addison 6-124, 3 TD; Wayne 5-100; Stovall 3-41; Krull 3-36, 2 TD; V. Davis 3-23; Barden 2-60, 1 TD; Mack 2-23; Bartholomew 1-8.

PITT 77 NEW HAMPSHIRE 7 Sept. 25, 2021 • Heinz Field • Attendance: 41,048

Pitt made history in a bounce-back 77-7 win over New Hampshire... the Panthers (3-1) piled up a school-record 707 yards while posting their highest point total since an 88-0 win over Westminster in 1926... Kenny Pickett continued his torrid start, throwing for 403 yards and accounting for six touchdowns (five passing)...Pickett's top passing target was Jordan Addison, who had his second consecutive three-TD performance...Addison posted a career-high 179 receiving yards... Rodney Hammond Jr. sparked the ground game, finishing with 100 yards and becoming the first Pitt freshman to rush for three TDs in a game since Dion Lewis (3 vs. Cincinnati, Dec. 5, 2009)...Pitt blew open the game with a 28-point first quarter, including two scores by the defense: a safety by Phil Campbell III and 35-yard interception return for a touchdown by Damarri Mathis...New Hampshire (3-1) managed just 160 yards...Pitt improved to 19-1 versus FCS opponents.

NEW HAMPSHIRE	0	7	0	0	7
PITT	28	21	21	7	77

First Quarter

PITT — Safety (Edwards sacked by Campbell) 13:45
 PITT — Pickett 1-yard run (Sauls kick missed) 10:16
 PITT — Mathis 35-yard interception return (Sauls kick missed) 9:28
 PITT — Abanikanda 15-yard run (Scarton kick) 5:26
 PITT — Jacques-Louis 12-yard pass from Pickett (Scarton kick) 0:59

Second Quarter

UNH — Coyne 4-yard pass from Edwards (Lehane kick) 14:55
 PITT — Addison 24-yard pass from Pickett (Scarton kick) 11:17
 PITT — Addison 47-yard pass from Pickett (Scarton kick) 8:07
 PITT — Mack 7-yard pass from Pickett (Scarton kick) 0:11

Third Quarter

PITT — Addison 46-yard pass from Pickett (Scarton kick) 13:33
 PITT — Hammond 4-yard run (Scarton kick) 6:37
 PITT — Hammond 2-yard run (Scarton kick) 1:17

Fourth Quarter

PITT — Hammond 3-yard run (Scarton kick) 8:48

Team Stats	UNH	PITT
First Downs	8	35
Rushes-Yards	29-100	49-252
Comp-Att-Int	10-24-1	29-33-0
Passing Yards	60	455
Total Yards	160	707
Punt Returns-Yards	1-3	4-21
Kick Returns-Yards	5-71	2-21
Interceptions-Yards	0-0	1-35
Fumbles-Lost	1-1	0-0
Punts-Average	8-42.9	3-47.0
Penalties-Yards	2-10	5-57
Third Down Conv.	0-12	7-11
Fourth Down Conv.	0-1	1-1
Sacks By-Yards	2-13	3-36
Possession Time	24:37	35:23

Rushing

UNH — Washington 9-91; Seide 7-37; Post 3-8; Laube 6-3; Herion 1-(-3); Edwards 3-(-36).
PITT — Hammond 17-100, 3 TD; Abanikanda 13-75, 1 TD; V. Davis 7-50; Carter 2-11; Mack 1-8; Pickett 5-6, 1 TD; Sibley 3-5; Jacques-Louis 1-(-3).

Passing

UNH — Edwards 9-20-1, 42 yards, 1 TD; Herion 1-4-0, 18 yards.
PITT — Pickett 24-28-0, 403 yards, 5 TD; Patti 4-4-0, 39 yards; Beville 1-1-0, 13 yards.

Receiving

UNH — Helm 2-24; Laube 2-1; Turner 1-18; Lepkowski 1-8; Lorden 1-6; Coyne 1-4, 1 TD; Deese 1-1; Washington 1-(-2).
PITT — Addison 6-179, 3 TD; Abanikanda 4-55; Jacques-Louis 4-50, 1 TD; Bartholomew 3-48; Barden 3-33; Mack 2-26, 1 TD; Krull 2-21; Bradley 1-16; Stovall 1-11; Tipton 1-6; Vardzel 1-6; Hammond 1-4.

PITT 52 GEORGIA TECH 21

Oct. 2, 2021 • Bobby Dodd Stadium • Attendance: 36,383

Pitt's dynamic offense—led by QB Kenny Pickett—exploded in Atlanta to lead the Panthers (4-1, 1-0) to a 52-21 victory over Georgia Tech... Pickett passed for 389 yards and four TDs, each to different receivers...Jordan Addison hauled in a receiving TD for the fifth straight game...both Addison (117 yards) and Taysir Mack (121) went over 100 yards receiving...Pitt's defense intercepted QB Jeff Sims' first two passes, with LB John Petrishen returning the second 33 yards for a touchdown...TE Lucas Krull caught his fifth TD of the season and Israel Abanikanda added two rushing scores...the Panthers led 42-14 at intermission...Pitt scored 40-plus points for the fifth consecutive game, a school record...the Yellow Jackets (2-3, 1-2) were stopped by the Panthers on fourth down three times, including twice deep in Pitt territory...Pickett's four TD strikes gave him 15 over a three-game span, breaking Dan Marino's 40-year-old school mark (13 in 1981)...Pitt defeated Georgia Tech for the fourth consecutive time with each of the last three occurring in Bobby Dodd Stadium.

PITT	21	21	7	3	52
GEORGIA TECH	7	7	7	0	21

First Quarter

PITT — Abanikanda 9-yard run (Scarton kick) 9:57
 PITT — Petrishen 33-yard interception return (Scarton kick) 9:16
 GT — McCollum 44-yard pass from Sims (Cimaglia kick) 7:14
 PITT — Addison 11-yard pass from Pickett (Scarton kick) 1:06

Second Quarter

PITT — Mack 55-yard pass from Pickett (Scarton kick) 11:17
 GT — Smith 3-yard run (Cimaglia kick) 9:22
 PITT — Abanikanda 6-yard run (Scarton kick) 6:14
 PITT — Krull 16-yard pass from Pickett (Scarton kick) 3:10

Third Quarter

PITT — Carter 2-yard pass from Pickett (Scarton kick) 7:39
 GT — Sanders 4-yard pass from Sims (Cimaglia kick) 2:58

Fourth Quarter

PITT — Scarton 46-yard field goal 10:15

Team Stats	PITT	GT
First Downs	27	21
Rushes-Yards	41-181	31-73
Comp-Att-Int	24-37-0	24-33-2
Passing Yards	399	359
Total Yards	580	432
Punt Returns-Yards	1-2	1-4
Kick Returns-Yards	0-0	3-82
Interceptions-Yards	2-33	0-0
Fumbles-Lost	0-0	0-0
Punts-Average	4-43.0	4-45.5
Penalties-Yards	6-65	5-55
Third Down Conv.	6-13	2-11
Fourth Down Conv.	2-2	1-4
Sacks By-Yards	2-22	1-7
Possession Time	34:40	25:20

Rushing

PITT — Abanikanda 15-60, 2 TD; V. Davis 13-50; Hammond 6-48; Pickett 6-21; Jacques-Louis 1-2.
GT — Smith 9-43, 1 TD; Sims 10-38; Mason 2-2; Gibbs 10-(-10).

Passing

PITT — Pickett 23-36-0, 389 yards, 4 TD; Patti 1-1-0, 10 yards.
GT — Sims 24-33-2, 359 yards, 2 TD.

Receiving

PITT — Addison 6-117, 1 TD; Mack 5-121, 1 TD; Krull 2-45, 1 TD; Bartholomew 2-22; V. Davis 2-21; Abanikanda 2-15; Jacques-Louis 1-21; Barden 1-15; Wayne 1-10; Bradley 1-10; Carter 1-2, 1 TD.
GT — Gibbs 6-125; Carter 6-73; Rutherford 5-62; McCollum 3-49, 1 TD; Sanders 3-48, 1 TD; Mason 1-2.

RUSHING INDIVIDUAL

200 yards rushing:

By Pitt: 247, Vincent Davis at Georgia Tech, 12-10-21 (25 att., 1 TD).
By Opponent: 224, Justin Jackson, Northwestern, 12-28-16 (Pinstripe Bowl) (32 att., 3 TD).

300 yards rushing:

By Pitt: 303, Tony Dorsett vs. Notre Dame, 11-15-75 (23 att., 1 TD).
By Opponent: DNA

30 or more rushing attempts:

By Pitt: 30, James Conner at North Carolina, 11-15-14 (220 yards, 4 TD).
By Opponent: 32, AJ Dillon, Boston College, 11-30-19 (178 yards, 1 TD).

Three rushing touchdowns:

By Pitt: Rodney Hammond Jr. vs. New Hampshire, 9-25-21.
By Opponent: Justin Jackson, Northwestern, 12-28-16 (Pinstripe Bowl).

Four rushing touchdowns:

By Pitt: Darrin Hall vs. North Carolina, 11-9-17.
By Opponent: Rennie Childs, Oklahoma State, 9-17-16.

50+ yard touchdown run:

By Pitt: 61, Vincent Davis at Georgia Tech, 11-2-19.
By Opponent: 88, Jordan Travis, Florida State, 11-7-20.

60+ yard touchdown run:

By Pitt: 61, Vincent Davis at Georgia Tech, 11-2-19.
By Opponent: 88, Jordan Travis, Florida State, 11-7-20.

70+ yard touchdown run:

By Pitt: 97, Qadree Ollison vs. Virginia Tech, 11-10-18.
By Opponent: 88, Jordan Travis, Florida State, 11-7-20.

80+ yard touchdown run:

By Pitt: 97, Qadree Ollison vs. Virginia Tech, 11-10-18.
By Opponent: 88, Jordan Travis, Florida State, 11-7-20.

90+ yard touchdown run:

By Pitt: 97, Qadree Ollison vs. Virginia Tech, 11-10-18.
By Opponent: 96, Antowain Smith, Houston, 9-14-96.

Two 100-yard rushers:

By Pitt: 11-10-18 vs. Virginia Tech, Qadree Ollison (235) and Darrin Hall (186).
By Opponent: 9-23-17, Georgia Tech, KirVonte Benson (196) and TaQuon Marshall (112).

Three 100-yard rushers:

By Pitt: 12-26-75 vs. Kansas (Sun Bowl), Tony Dorsett (142), Elliott Walker (123) and Robert Haygood (101).
By Opponent: DNA

Five different rushers with a touchdown:

By Pitt: 9-4-21 vs. UMass, A.J. Davis, Vincent Davis, Israel Abanikanda, Nick Patti and Daniel Carter.
By Opponent: Georgia Tech, 10-25-14, Broderick Snoddy (3), Justin Thomas, Tony Zenon, Matt Connors and Deon Hill.

PASSING INDIVIDUAL

300 yards passing:

By Pitt: 389, Kenny Pickett at Georgia Tech, 10-2-21 (23-for-36, 4 TD).
By Opponent: 359, Jeff Sims, Georgia Tech, 10-2-21 (24-for-33, 2 TD, 2 INT).

400 yards passing:

By Pitt: 403, Kenny Pickett vs. New Hampshire, 9-25-21 (24-for-28, 5 TD).
By Opponent: 403, Trevor Lawrence, Clemson, 11-28-20 (26-for-37, 2 TD).

Four touchdown passes:

By Pitt: Kenny Pickett at Georgia Tech, 10-2-21.
By Opponent: D'Eriq King, Miami, 10-17-20.

Five touchdown passes:

By Pitt: Kenny Pickett vs. New Hampshire, 9-25-21.
By Opponent: Mason Rudolph, Oklahoma State, 9-16-17.

Six touchdown passes:

By Pitt: Kenny Pickett vs. Western Michigan, 9-18-21.
By Opponent: Mike Teel, Rutgers, 10-25-08.

Seven touchdown passes:

By Pitt: Pete Gonzalez at Rutgers, 10-25-97.
By Opponent: DNA

60+ yard TD pass:

By Pitt: 67, vs. Western Michigan, 9-18-21, Kenny Pickett to Jordan Addison.
By Opponent: 73, Notre Dame, 10-24-20, Ian Book to Ben Skowronek.

70+ yard TD pass:

By Pitt: 75, vs. NC State, 10-3-20, Kenny Pickett to Jordan Addison.
By Opponent: 73, Notre Dame, 10-24-20, Ian Book to Ben Skowronek.

80+ yard TD pass:

By Pitt: 96, vs. Eastern Michigan, 12-26-19 (Quick Lane Bowl), Kenny Pickett to Maurice Ffrench.
By Opponent: 94, Syracuse, 10-18-19, Clayton Welch to Taj Harris.

90+ yard TD pass:

By Pitt: 96, vs. Eastern Michigan, 12-26-19 (Quick Lane Bowl), Kenny Pickett to Maurice Ffrench.
By Opponent: 94, Syracuse, 10-18-19, Clayton Welch to Taj Harris.

45 or more pass attempts:

By Pitt: 35-for-52, Kenny Pickett vs. Virginia Tech, 11-21-20 (404 yards, 2 TD, 1 INT).
By Opponent: 28-for-50, Mike Glass III, Eastern Michigan, 12-26-19 (Quick Lane Bowl) (311 yards, 2 TD, 1 INT).

30 or more pass completions:

By Pitt: 35-for-52, Kenny Pickett vs. Virginia Tech, 11-21-20 (404 yards, 2 TD, 1 INT).
By Opponent: 33-for-49, Eric Dungey, Syracuse, 10-7-17 (365 yards, 2 TD).

RECEIVING INDIVIDUAL

100+ yards receiving:

By Pitt: 121, Taysir Mack (5 receptions, 1 TD) and 117, Jordan Addison (6 receptions, 1 TD), at Georgia Tech, 10-2-21.
By Opponent: 125, Jahmyr Gibbs (6 receptions), Georgia Tech, 10-2-21.

150+ yards receiving:

By Pitt: 179, Jordan Addison (6 receptions, 3 TD) vs. New Hampshire, 9-25-21.
By Opponent: 161, Corey Crooms (8 receptions, 1 TD), Western Michigan, 9-18-21.

200+ yards receiving:

By Pitt: 207, Larry Fitzgerald at Rutgers, 10-18-03 (8 receptions, 2 TD).
By Opponent: 202, Mike Williams, Clemson, 11-12-16 (15 receptions, 1 TD).

Two 100-yard receivers:

By Pitt: 121, Taysir Mack (5 receptions, 1 TD) and 117, Jordan Addison (6 receptions, 1 TD), at Georgia Tech, 10-2-21.
By Opponent: 161, Corey Crooms (8 receptions, 1 TD) and 124, Skyy Moore (11 receptions, 1 TD), Western Michigan, 9-18-21.

10 or more receptions:

By Pitt: 15, DJ Turner vs. Virginia Tech, 11-21-20 (184 yards, 1 TD).
By Opponent: 11, Skyy Moore, Western Michigan, 9-18-21 (124 yards, 1 TD).

Three receiving touchdowns:

By Pitt: Jordan Addison vs. New Hampshire, 9-25-21.
By Opponent: Zay Flowers, Boston College, 10-10-20.

Four receiving touchdowns:

By Pitt: Billy Davis vs. Rutgers, 11-19-94.
By Opponent: Amba Etta-Tawo (5), Syracuse, 11-26-16.

60+ yard TD reception:

By Pitt: 67, vs. Western Michigan, 9-18-21, Kenny Pickett to Jordan Addison.
By Opponent: 73, Notre Dame, 10-24-20, Ian Book to Ben Skowronek.

70+ yard TD reception:

By Pitt: 75, vs. NC State, 10-3-20, Kenny Pickett to Jordan Addison.
By Opponent: 73, Notre Dame, 10-24-20, Ian Book to Ben Skowronek.

80+ yard TD reception:

By Pitt: 96, vs. Eastern Michigan, 12-26-19 (Quick Lane Bowl), Kenny Pickett to Maurice Ffrench.
By Opponent: 94, Syracuse, 10-18-19, Clayton Welch to Taj Harris.

90+ yard TD reception:

By Pitt: 96, vs. Eastern Michigan, 12-26-19 (Quick Lane Bowl), Kenny Pickett to Maurice Ffrench.
By Opponent: 94, Syracuse, 10-18-19, Clayton Welch to Taj Harris.

COMBOS

100 yards rushing and 100 yards passing (one player):

By Pitt: Billy Daniels vs. Syracuse (165 rushing/121 passing), 11-3-73.
By Opponent: Keenan Reynolds, Navy (144 rushing/126 passing), 12-28-15 (Military Bowl).

100-yard rusher and 300-yard passer:

By Pitt: 9-25-21 vs. New Hampshire, Rodney Hammond Jr. (100 rushing) and Kenny Pickett (403 passing).
By Opponent: 11-14-19, North Carolina, Antonio Williams (107 rushing) and Sam Howell (322 passing).

100-yard rusher and 400-yard passer:

By Pitt: 9-25-21 vs. New Hampshire, Rodney Hammond Jr. (100 rushing) and Kenny Pickett (403 passing).
By Opponent: 9-17-16, Oklahoma State, Rennie Childs (101 rushing) and Mason Rudolph (540 passing).

100-yard rusher, 100-yard receiver and 300-yard passer:

By Pitt: 9-25-21 vs. UNH, Rodney Hammond Jr. (100 rushing), Jordan Addison (179 receiving) and Kenny Pickett (403 passing).
By Opponent: 11-14-19, North Carolina, Antonio Williams (107 rushing), Dazz Newsome (170 receiving) and Sam Howell (322 passing).

200-yard rusher, 200-yard receiver and 300-yard passer:

By Pitt: 10-21-00 vs. Boston College, Kevan Barlow (209 rushing), Antonio Bryant (222 receiving) and John Turman (332 passing).
By Opponent: DNA

SCORING INDIVIDUAL

Three total touchdowns:

By Pitt: Jordan Addison (three receiving) and Rodney Hammond Jr. (three rushing) vs. New Hampshire, 9-25-21.
By Opponent: Zay Flowers, Boston College (three receiving), 10-10-20.

Four total touchdowns:

By Pitt: Darrin Hall vs. North Carolina (four rushing), 11-9-17.
By Opponent: Amba Etta-Tawo (5), Syracuse (five receiving), 11-26-16.

Five total touchdowns:

By Pitt: Norman Bill Budd (6) vs. Ohio (six rushing), 1910.
By Opponent: Amba Etta-Tawo, Syracuse (five receiving), 11-26-16.

Two-point conversion (rushing):

By Pitt: Jordan Whitehead at Syracuse, 10-7-17.
By Opponent: Jalon Calhoun, Duke, 10-5-19.

Two-point conversion (passing):

By Pitt: Kenny Pickett to DJ Turner, at Georgia Tech, 12-10-20.
By Opponent: Ryan Willis to Eric Kumah, Virginia Tech, 11-10-18.

Defensive two-point conversion:

By Pitt: Doug Hetzler returned blocked PAT attempt at Syracuse, 9-22-90.
By Opponent: Matt Taffoni, West Virginia, interception return, 10-15-94.

Safety:

By Pitt: 9-25-21 vs. New Hampshire (Phil Campbell III sacked Bret Edwards).
By Opponent: 9-8-18, Penn State (Pitt holding penalty in end zone).

Two safeties in same game:

By Pitt: 9-13-14 at FIU (Punter Chris Ayers kicks ball out of end zone on bad snap; E.J. Hilliard intentional grounding in end zone).
By Opponent: DNA

One player throw, catch and rush for touchdown (same game):

By Pitt: Jawan Walker at Boston College, 11-1-03 (35-yard pass to Larry Fitzgerald; 47-yard catch from Rod Rutherford; 3-yard rush).
By Opponent: DNA

SPECIAL TEAMS INDIVIDUAL

Three field goals:

By Pitt: Alex Kessman (4) at Georgia Tech, 12-10-20.
By Opponent: Chad Ryland, Eastern Michigan, 12-26-19 (Quick Lane Bowl).

Four field goals:

By Pitt: Alex Kessman at Georgia Tech, 12-10-20.
By Opponent: Aaron Boumerhi, Boston College, 11-30-19.

Five field goals:

By Pitt: Conor Lee at Notre Dame, 11-1-08.
By Opponent: Joey Slye (6), Virginia Tech, 10-27-16.

50-yard field goal:

By Pitt: 52 and 53, Alex Kessman vs. Virginia Tech, 11-21-20.
By Opponent: 57, Jordan Stout, Penn State, 9-14-19.

55-yard field goal:

By Pitt: 58, Alex Kessman at Boston College, 10-10-20.
By Opponent: 57, Jordan Stout, Penn State, 9-14-19.

Missed PAT kick (not blocked):

By Pitt: Ben Sauls (twice) vs. New Hampshire, 9-25-21.
By Opponent: Parker Sampson, Western Michigan, 9-18-21.

Blocked PAT kick:

By Pitt: Ejuan Price vs. Syracuse (SU kicker Cole Murphy), 11-26-16.
By Opponent: Carlos Basham, Wake Forest (Pitt kicker Alex Kessman), 11-17-18.

70+ yard punt:

By Pitt: 73 yards, Kirk Christodoulou at Miami, 11-24-18.
By Opponent: 71 yards, Andrew Osteen, UCF, 9-21-19.

Blocked punt:

By Pitt: John Petrishen at Clemson, 11-28-20.
By Opponent: Christian Charles, Tennessee, 9-11-21.

Blocked punt for a touchdown:

By Pitt: Todd Sibley Jr. vs. Austin Peay, 11-yard return (blocked by Todd Sibley Jr.), 9-12-20.
By Opponent: Isaiah Foskey, Notre Dame, recovered in end zone (blocked by Isaiah Foskey), 10-24-20.

Blocked field goal:

By Pitt: SirVocea Dennis at Georgia Tech, 10-2-21.
By Opponent: Dexter Lawrence, Clemson, 11-12-16.

Blocked field goal for a touchdown:

By Pitt: Bernard "Josh" Lay vs. Connecticut, 71 yards, 11-12-05.
By Opponent: Ronyell Whitaker, Virginia Tech, 71 yards, 11-3-01.

Kickoff return for a touchdown:

By Pitt: Maurice Ffrench at Notre Dame, 99 yards, 10-13-18.
By Opponent: Anthony Ratliff-Williams, North Carolina, 98 yards, 11-9-17.

Punt return for a touchdown (not blocked):

By Pitt: Rafael Araujo-Lopes at UCF, 86 yards, 9-29-18.
By Opponent: Otis Anderson, UCF, 87 yards, 9-21-19.

DEFENSE INDIVIDUAL

15+ tackles:

By Pitt: 15, Matt Galambos vs. Northwestern (Military Bowl), 12-28-16.
By Opponent: 15, Noah Palm, New Hampshire, 9-25-21.

20+ tackles:

By Pitt: 20, H.B. Blades at Louisville, 11-3-05.
By Opponent: 20, David Bavaro, Syracuse, 12-3-88.

Three sacks:

By Pitt: 3, Patrick Jones II at Boston College, 10-10-20.
By Opponent: 3, Greg Rousseau, Miami, 10-26-19.

Four sacks:

By Pitt: 5, Ejuan Price vs. Louisville, 11-21-15.
By Opponent: 4, Brandon Sharpe, Syracuse, 10-5-12.

Four tackles for loss:

By Pitt: 4, SirVocea Dennis vs. Notre Dame, 10-24-20.
By Opponent: 4, Quincy Roche, Miami, 10-17-20.

Two forced fumbles:

By Pitt: 2, Patrick Jones II at Duke, 10-5-19.
By Opponent: 2, Yasir Abdullah, Louisville, 9-26-20.

Two fumble recoveries:

By Pitt: 2, Rashad Weaver vs. Penn State, 9-8-18.
By Opponent: 2, Zaire Barnes, Western Michigan, 9-18-21.

Two interceptions:

By Pitt: Paris Ford at Duke, 10-5-19.
By Opponent: Mario Goodrich, Clemson, 11-28-20.

Three interceptions:

By Pitt: Shawntae Spencer, vs. Ohio, 8-31-02.
By Opponent: Keion Carpenter, Virginia Tech, 9-26-98.

Interception return for a touchdown:

By Pitt: John Petrishen at Georgia Tech, 33 yards, 10-2-21.
By Opponent: Justin Phillips, Oklahoma State, 10 yards, 9-16-17.

Two interception returns for touchdowns (same game):

By Pitt: Darrelle Revis (19 yards) followed by Clint Session (78 yards) vs. Virginia, 9-2-06.
By Opponent: USF, Nate Allen (37 yards) followed by Trae Williams (21 yards), 11-24-07.

Fumble return for a touchdown:

By Pitt: Dane Jackson vs. Syracuse (35 yards), 10-6-18.
By Opponent: Norell Pollard, Virginia Tech (seven yards), 11-23-19.

TEAM SCORING

40 points scored by team:

By Pitt: 52 at Georgia Tech, 10-2-21.

By Opponent: 44, Western Michigan, 9-18-21.

50 points scored by team:

By Pitt: 52 at Georgia Tech, 10-2-21.

By Opponent: 52, Clemson, 11-28-20.

60 points scored by team:

By Pitt: 77 vs. New Hampshire, 9-25-21.

By Opponent: 61, Syracuse, 11-26-16.

70 points scored by team:

By Pitt: 77 vs. New Hampshire, 9-25-21.

By Opponent: 72, Ohio State, 9-21-16.

40+ point margin of victory (vs. FBS teams only):

By Pitt: 51-7 vs. UMass, 9-4-21.

By Opponent: 45-3 vs. Notre Dame, 10-24-20.

50+ point margin of victory (vs. FBS teams only):

By Pitt: 76-0 at Temple, 9-24-76.

By Opponent: 60-6 at Notre Dame, 11-16-96.

20 first-quarter points:

By Pitt: 21 at Georgia Tech, 10-2-21.

By Opponent: 31, Clemson, 11-28-20.

20 second-quarter points:

By Pitt: 21 at Georgia Tech, 10-2-21.

By Opponent: 21, Notre Dame, 10-24-20.

20 third-quarter points:

By Pitt: 21 vs. New Hampshire, 9-25-21.

By Opponent: 21, UCF, 9-21-19.

20 fourth-quarter points:

By Pitt: 20 vs. Syracuse, 11-26-16.

By Opponent: 20, Duke, 10-5-19.

30 points scored in first half:

By Pitt: 42 at Georgia Tech, 10-2-21.

By Opponent: 38, Clemson, 11-28-20.

30 points scored in second half:

By Pitt: 41 vs. Syracuse, 11-26-16.

By Opponent: 40, Syracuse, 11-26-16.

Failed to score a touchdown:

By Pitt: vs. Notre Dame, 10-24-20 (Pitt lost, 45-3).

By Opponent: Austin Peay, 9-12-20 (Pitt won, 55-0).

Two defensive touchdowns (same game):

By Pitt: Ricky Gary (3-yard fumble return) and Scott McKillop (18-yard interception return) vs. Louisville, 11-8-08.

By Opponent: USF, Nate Allen (37-yard interception return) and Trae Williams (21-yard interception return), 11-24-07.

Shutout:

By Pitt: 55-0 vs. Austin Peay, 9-12-20.

By Opponent: Virginia Tech, 28-0, 11-23-19.

Shutout at home:

By Pitt: 55-0 vs. Austin Peay, 9-12-20.

By Opponent: Virginia Tech, 28-0, 11-23-19.

Shutout on the road:

By Pitt: 42-0 at Rutgers, 11-10-01.

By Opponent: West Virginia, 34-0, 8-31-96.

First half shutout:

By Pitt: 23-0 vs. UMass, 9-4-21 (Pitt won, 51-7).

By Opponent: Virginia Tech, 21-0, 11-23-19 (Pitt lost, 28-0).

Second half shutout:

By Pitt: 28-0 vs. New Hampshire, 9-25-21 (Pitt won, 77-7).

By Opponent: Notre Dame, 17-0, 10-24-20 (Pitt lost, 45-3).

TEAM OFFENSE

500 yards in total offense:

By Pitt: 580 at Georgia Tech, 10-2-21 (399 pass, 181 rush).

By Opponent: 517, Western Michigan, 9-18-21 (357 pass, 160 rush).

600 yards in total offense:

By Pitt: 707 vs. New Hampshire, 9-25-21 (455 pass, 252 rush).

By Opponent: 619, Duke, 10-27-18 (396 pass, 223 rush).

700 yards in total offense:

By Pitt: 707 vs. New Hampshire, 9-25-21 (455 pass, 252 rush).

By Opponent: DNA.

300 yards passing:

By Pitt: 399 at Georgia Tech, 10-2-21 (24-for-37, 4 TD).

By Opponent: 359, Georgia Tech, 10-2-21 (24-for-33, 2 TD, 2 INT).

400 yards passing:

By Pitt: 455 vs. New Hampshire, 9-25-21 (29-for-33, 5 TD).

By Opponent: 436, Clemson, 11-28-20 (35-for-52, 3 TD).

300 yards rushing:

By Pitt: 317 at Georgia Tech, 12-10-20 (54 att., 2 TD).

By Opponent: 301, Clemson, 12-1-18 (35 att., 4 TD).

400 yards rushing:

By Pitt: 492 vs. Virginia Tech, 11-10-18 (36 att., 6 TD).

By Opponent: 436, Georgia Tech, 9-23-17 (67 att., 5 TD).

40 minutes in possession time:

By Pitt: 41:09 at North Carolina, 9-24-16.

By Opponent: 40:15, Western Michigan, 9-18-21.

99-yard touchdown drive:

By Pitt: vs. Virginia Tech, 11-21-20 (4 plays, 1:12).

By Opponent: Georgia Tech, 9-15-18 (14 plays, 3:31).

15-play scoring drive:

By Pitt: at Georgia Tech, 12-10-20 (17 plays, 78 yards, 8:54, FG).

By Opponent: NC State, 10-3-20 (17 plays, 75 yards, 6:21, TD).

TEAM DEFENSE

Held opponent under 100 yards in total offense:

By Pitt: 64, vs. Delaware, 8-30-14 (33 rushing, 31 passing).
By Opponent: 94, Boston College, 10-7-95 (-11 rushing, 105 passing).

Held opponent under 100 yards passing:

By Pitt: 60 vs. New Hampshire, 9-25-21 (10-for-24, 1 TD, 1 INT).
By Opponent: 8, Clemson, 12-1-18 (4-for-16).

Held opponent under 50 yards passing:

By Pitt: 48 at Georgia Tech, 9-23-17 (4-for-7).
By Opponent: 8, Clemson, 12-1-18 (4-for-16).

Held opponent under 100 yards rushing:

By Pitt: 73 at Georgia Tech, 10-2-21 (31 att.).
By Opponent: 75, Western Michigan, 9-18-21 (24 att.).

Held opponent under 75 yards rushing:

By Pitt: 73 at Georgia Tech, 10-2-21 (31 att.).
By Opponent: 16, Clemson, 11-28-20 (24 att.).

Held opponent under 50 yards rushing:

By Pitt: 42 vs. UMass, 9-4-21 (27 att.).
By Opponent: 16, Clemson, 11-28-20 (24 att.).

Held opponent under 25 yards rushing:

By Pitt: 1 vs. Austin Peay, 9-12-20 (22 att.).
By Opponent: 16, Clemson, 11-28-20 (24 att.).

Held an opponent to negative yards rushing:

By Pitt: -1, vs. Louisville, 11-21-15 (24 att.).
By Opponent: -5, Georgia Tech, 11-2-13 (21 att.).

Forced six turnovers:

By Pitt: 6 at Duke, 10-5-19 (3 interceptions, 3 fumbles).
By Opponent: 6, Georgia Tech, 10-25-14 (6 fumbles).

Forced five turnovers:

By Pitt: 6 at Duke, 10-5-19 (3 interceptions, 3 fumbles).
By Opponent: 6, Georgia Tech, 10-25-14 (6 fumbles).

Forced four turnovers:

By Pitt: 6 at Duke, 10-5-19 (3 interceptions, 3 fumbles).
By Opponent: 5, Clemson, 11-28-20 (4 interceptions, 1 fumble).

Forced three interceptions:

By Pitt: 3 at Florida State, 11-7-20.
By Opponent: 4, Clemson, 11-28-20.

Recovered three fumbles:

By Pitt: 3 at Duke, 10-5-19.
By Opponent: 3, Boston College, 11-30-19.

PENALTIES

100+ yards in penalties:

By Pitt: 105 at Florida State, 9 penalties, 11-7-20.
By Opponent: 117, Western Michigan, 11 penalties, 9-18-21.

10+ penalties

By Pitt: 12 vs. Notre Dame, 93 yards, 10-24-20.
By Opponent: 11, Western Michigan, 117 yards, 9-18-21.

Zero penalties:

By Pitt: vs. Youngstown State, 9-2-17.
By Opponent: West Virginia, 11-13-76.

OVERTIME GAMES

Overtime win at home:

By Pitt: 34-27 vs. North Carolina, 11-14-19.
By Opponent: Boston College, 31-30, 10-10-20.

Overtime win on the road:

By Pitt: 36-33 (4OT) at Notre Dame, 11-1-08.
By Opponent: Duke, 51-48 (2OT), 11-1-14.

PITT HISTORY IN OVERTIME GAMES

All-Time OT Games: 19 (9-10)

1OT Games: 10 (6-4)

2OT Games: 6 (1-5)

3OT Games: 2 (1-1)

4OT Games: 1 (1-0)

DATE	OPPONENT	RESULT
Sept. 14, 1996	Houston	L, 42-35
Oct. 25, 1997	at Rutgers	W, 55-48 (2OT)
Nov. 28, 1997	at West Virginia	W, 41-38 (3OT)
Oct. 7, 2000	at Syracuse	L, 24-17 (2OT)
Oct. 26, 2002	Boston College	W, 19-16
Sept. 25, 2004	Furman	W, 41-38
Oct. 16, 2004	Boston College	W, 20-17
Nov. 6, 2004	at Syracuse	L, 38-31 (2OT)
Sept. 9, 2005	at Ohio	L, 16-10
Nov. 11, 2006	at Connecticut	L, 46-45 (2OT)
Oct. 10, 2007	Navy	L, 48-45 (2OT)
Nov. 1, 2008	at Notre Dame	W, 36-33 (4OT)
Sept. 2, 2010	at Utah	L, 27-24
Nov. 3, 2012	at Notre Dame	L, 29-26 (3OT)
Nov. 1, 2014	Duke	L, 51-48 (2OT)
Sept. 2, 2017	Youngstown State	W, 28-21
Oct. 6, 2018	Syracuse	W, 44-37
Nov. 14, 2019	North Carolina	W, 34-27
Oct. 10, 2020	at Boston College	L, 31-30

Pitt wins in bold

NCAA Statistics

Pittsburgh - 2021-22 Football Ranking Summary thru games 10/09/2021

Statistic	National Rank	Conference Rank	Value	National Leader	Value	Conference Leader	Value
3rd Down Conversion Pct (130 ranked)	27	6	0.462	Coastal Carolina	0.618	Boston College	0.516
3rd Down Conversion Pct Defense (130 ranked)	6	2	0.273	South Alabama	0.212	NC State	0.236
4th Down Conversion Pct (130 ranked)	27	1	0.700	Coastal Carolina Cincinnati	1.000	Pittsburgh	0.700
4th Down Conversion Pct Defense (129 ranked)	9	2	0.250	Texas A&M ULM	0.000 0.000	Wake Forest	0.125
Blocked Kicks (26 ranked)	26	2	1	Coastal Carolina	5	North Carolina	2
Blocked Kicks Allowed (130 ranked)	65	9	1	64 teams tied	0	8 teams tied	0
Blocked Punts (14 ranked)				Old Dominion	4	North Carolina	2
Blocked Punts Allowed (130 ranked)	94	10	1	93 teams tied	0	9 teams tied	0
Completion Percentage (130 ranked)	3	1	0.737	Coastal Carolina	0.771	Pittsburgh	0.737
Defensive TDs (23 ranked)	5	1	2	Ohio St.	5	Boston College Pittsburgh	2 2
Fewest Penalties (130 ranked)	36	5	31	Army West Point	18	Virginia Tech	20
Fewest Penalties Per Game (130 ranked)	66	6	6.20	Army West Point	3.60	Virginia Tech	4.00
Fewest Penalty Yards (130 ranked)	64	6	310	Iowa St.	168	Virginia Tech	176
Fewest Penalty Yards Per Game (130 ranked)	91	9	62.00	Air Force	31.33	Virginia Tech	35.20
First Downs Defense (130 ranked)	17	3	87	Wisconsin	55	NC State	75
First Downs Offense (130 ranked)	16	2	146	Nebraska	163	Virginia	160
Fumbles Lost (129 ranked)	85	11	4	6 teams tied	0	Clemson Georgia Tech Wake Forest	2 2 2
Fumbles Recovered (110 ranked)	39	3	4	Middle Tenn.	10	Wake Forest	7
Kickoff Return Defense (130 ranked)	40	7	18.93	Penn St.	0.00	Virginia	13.25
Kickoff Returns (130 ranked)	63	5	20.67	Boston College	61.00	Boston College	61.00
Net Punting (130 ranked)	81	12	38.47	Penn St.	45.97	Miami (FL)	45.09
Passes Had Intercepted (128 ranked)	3	1	1	Ole Miss Baylor	0 0	Pittsburgh	1
Passes Intercepted (123 ranked)	59	8	4	Iowa	16	5 teams tied	7
Passing Offense (130 ranked)	4	2	389.0	Western Ky.	457.8	Virginia	412.8
Passing Yards Allowed (130 ranked)	78	9	236.2	Georgia	137.0	Boston College	193.8
Passing Yards per Completion (130 ranked)	22	2	14.20	Air Force	22.45	North Carolina	15.36
Punt Return Defense (130 ranked)	26	2	3.50	Charlotte	-0.33	Miami (FL)	2.14
Punt Returns (130 ranked)	117	14	3.08	Michigan St.	28.29	Wake Forest	13.64
Red Zone Defense (125 ranked)	9	2	0.667	Cincinnati	0.429	Clemson	0.625
Red Zone Offense (129 ranked)	32	4	0.903	Washington	1.077	Louisville	0.955
Rushing Defense (130 ranked)	21	2	102.2	Wisconsin	41.4	NC State	92.0
Rushing Offense (130 ranked)	65	10	165.4	Air Force	341.3	Syracuse	242.8
Sacks Allowed (130 ranked)	33	3	1.60	SMU	0.17	Louisville	1.33
Scoring Defense (130 ranked)	49	6	22.6	Georgia	5.5	Clemson	12.2
Scoring Offense (130 ranked)	1	1	52.4	Pittsburgh	52.4	Pittsburgh	52.4
Tackles for Loss Allowed (130 ranked)	60	6	5.40	Michigan	2.17	Clemson	3.80
Team Passing Efficiency (130 ranked)	2	1	195.90	Coastal Carolina	222.78	Pittsburgh	195.90
Team Passing Efficiency Defense (130 ranked)	72	7	135.19	Georgia	85.22	Clemson	111.25
Team Sacks (130 ranked)	8	2	3.60	Nevada	4.40	Syracuse	3.67
Team Tackles for Loss (130 ranked)	6	1	8.0	Troy	9.5	Pittsburgh	8.0
Time of Possession (130 ranked)	25	3	32:08	Army West Point	40:01	NC State	32:22
Total Defense (130 ranked)	40	5	338.4	Georgia	201.2	NC State	295.4
Total Offense (130 ranked)	3	1	554.4	Ohio St.	563.2	Pittsburgh	554.4
Turnover Margin (130 ranked)	34	2	0.60	Iowa	2.50	Wake Forest	1.33
Turnovers Gained (130 ranked)	60	4	8	Iowa	20	Wake Forest	14
Turnovers Lost (130 ranked)	17	1	5	Michigan Oregon	2 2	Pittsburgh	5
Winning Percentage (128 ranked)	25	2	0.800	13 teams tied	1.000	Wake Forest	1.000

Statistic	Player	National Rank	Conference Rank	Value	National Leader	Value	Conference Leader	Value
All Purpose (200 ranked)	Jordan Addison	66	7	105.80	Sean Tucker, Syracuse	165.83	Sean Tucker, Syracuse	165.83
Blocked Kicks (1 ranked)					7 players tied	2		
Combined Kick Returns (200 ranked)	Jaylon Barden	120	15	97	Alan Lamar, Arkansas St.	582	Trebor Pena, Syracuse	425
Completion Percentage (110 ranked)	Kenny Pickett	6	2	0.720	Grayson McCall, Coastal Carolina	0.798	Gunnar Holmberg, Duke	0.725
Completions Per Game (100 ranked)	Kenny Pickett	11	3	24.20	Will Rogers, Mississippi St.	43.00	Brennan Armstrong, Virginia	30.83
Field Goal Percentage (109 ranked)					15 players tied	1.000	Nick Sciba, Wake Forest Connor Lytton, Boston College	1.000
Field Goals Per Game (128 ranked)	Sam Scarton	97	12	0.80	Gabe Brkic, Oklahoma	2.50	Nick Sciba, Wake Forest	2.00
Forced Fumbles (74 ranked)					Issiah Nixon, Texas St.	0.80	DeWayne Carter, Duke Jordan Domineck, Georgia Tech	0.50
Fumbles Recovered (39 ranked)	Habakkuk Baldonado	39	4	1	Lorenzo Dantzler, UTSA	3	Ben Frye, Duke	2
	Bam Brima	39	4	1	Kerby Joseph, Illinois	3	Quez Jackson, Georgia Tech	2
	Keyshon Camp	39	4	1			Ja'Sir Taylor, Wake Forest	2
	Erick Hallett	39	4	1				
Interceptions Per Game (126 ranked)	Cam Bright	126	17	0.2	Verone McKinley III, Oregon	0.8	Jermaine Waller, Virginia Tech	0.8
	Brandon Hill	126	17	0.2	Jermaine Waller, Virginia Tech	0.8		
	Damarri Mathis	126	17	0.2				
	John Petrishen	126	17	0.2				
Kickoff Return TDs (3 ranked)					Jameson Williams, Alabama Malik Knowles, Kansas St.	2 2	Travis Levy, Boston College Ja'Sir Taylor, Wake Forest	1 1
Kickoff Returns (56 ranked)					Malik Knowles, Kansas St.	39.3	Keshawn King, Virginia Tech	31.8
Passes Defended (30 ranked)					Ja'Quan McMillian, East Carolina	2.7	Caelen Carson, Wake Forest	1.3
Passing Efficiency (110 ranked)	Kenny Pickett	2	1	194.7	Grayson McCall, Coastal Carolina	234.3	Kenny Pickett, Pittsburgh	194.7
Passing TDs (109 ranked)	Kenny Pickett	4	1	19	Tanner Mordecai, SMU	26	Kenny Pickett, Pittsburgh	19
Passing Yards (130 ranked)	Kenny Pickett	12	2	1,731	Brennan Armstrong, Virginia	2,460	Brennan Armstrong, Virginia	2,460
Passing Yards Per Game (130 ranked)	Kenny Pickett	5	2	346.2	Bailey Zappe, Western Ky.	447.0	Brennan Armstrong, Virginia	410.0
	Nick Patti	129	14	35.0				
Passing Yards per Completion (110 ranked)	Kenny Pickett	18	2	14.31	Max Bortenschlager, FIU	19.51	Sam Howell, North Carolina	15.15
Points Responsible For (197 ranked)	Kenny Pickett	4	1	126	Tanner Mordecai, SMU	162	Kenny Pickett, Pittsburgh	126
	Jordan Addison	88	13	54				
	Sam Scarton	158	18	42				
Points Responsible For Per Game (195 ranked)	Kenny Pickett	3	1	25.2	Tanner Mordecai, SMU	27.0	Kenny Pickett, Pittsburgh	25.2
	Jordan Addison	67	11	10.8				
	Sam Scarton	117	14	8.4				
Punt Return TDs (3 ranked)					Jayden Reed, Michigan St. Marcus Jones, Houston	2 2	Braden Smith, Louisville Tayvion Robinson, Virginia Tech	1 1
Punt Returns (58 ranked)	Melquise Stovall	58	11	0.4	Aron Cruickshank, Rutgers	19.1	Tayvion Robinson, Virginia Tech	13.6
Punting (96 ranked)	Kirk Christodoulou	63	9	42.1	Matt Araiza, San Diego St.	54.1	Trenton Gill, NC State	46.4
Receiving TDs (135 ranked)	Jordan Addison	1	1	9	Jordan Addison, Pittsburgh	9	Jordan Addison, Pittsburgh	9
	Lucas Krull	21	4	5	Kayshon Boutte, LSU	9		
	Taysir Mack	135	15	2	Jalen Cropper, Fresno St.	9		
Receiving Yards (200 ranked)	Jordan Addison	17	3	524	Calvin Austin III, Memphis	837	Josh Downs, North Carolina	741
	Taysir Mack	136	17	304				
Receiving Yards Per Game (200 ranked)	Jordan Addison	9	2	104.8	Jerreth Sterns, Western Ky.	148.2	Josh Downs, North Carolina	123.5
	Taysir Mack	104	17	60.8				
	Jared Wayne	130	19	55.2				
Receptions Per Game (193 ranked)	Jordan Addison	38	6	5.8	Jerreth Sterns, Western Ky.	11.2	Josh Downs, North Carolina	8.2
	Jared Wayne	163	22	3.8				
Rush Yards Per Carry (152 ranked)	Vincent Davis	132	17	3.62	TreVeyon Henderson, Ohio St.	8.77	Jashaun Corbin, Florida St.	7.41
Rushing TDs (113 ranked)	Israel Abanikanda	73	11	4	Rasheen Ali, Marshall	11	Malik Cunningham, Louisville	10
	Rodney Hammond Jr.	113	17	3				
Rushing Yards (200 ranked)					Kenneth Walker III, Michigan St.	913	Sean Tucker, Syracuse	791
Rushing Yards Per Game (200 ranked)	Rodney Hammond Jr.	155	19	46.2	Kenneth Walker III, Michigan St.	152.2	Sean Tucker, Syracuse	131.8
	Israel Abanikanda	176	21	41.4				
	Vincent Davis	178	22	40.6				
Sacks (116 ranked)	Habakkuk Baldonado	42	5	0.70	Andre Carter II, Army West Point	1.50	Jermaine Johnson, Florida St.	1.17
	Phil Campbell	73	7	0.60	Tristan Nichols, Nevada	1.50		
Scoring (198 ranked)	Jordan Addison	7	2	10.8	Rasheen Ali, Marshall	13.0	Sean Tucker, Syracuse	11.0
	Sam Scarton	39	6	8.4				
	Lucas Krull	141	19	6.0				
Solo Tackles (32 ranked)					Nate Landman, Colorado	7.8	Joey Blount, Virginia	6.0
Tackles For Loss (28 ranked)					Javon Solomon, Troy KD Davis, North Texas	2.0 2.0	Cody Roscoe, Syracuse	1.6
Total Interceptions (21 ranked)					5 players tied	4	Jermaine Waller, Virginia Tech	4
Total Offense (200 ranked)	Kenny Pickett	4	2	374.6	Bailey Zappe, Western Ky.	451.4	Brennan Armstrong, Virginia	417.3
Total Points Scored (117 ranked)	Jordan Addison	22	5	54	Rasheen Ali, Marshall	78	Sean Tucker, Syracuse	66
	Sam Scarton	71	10	42				
Total Tackles (479 ranked)	SirVocea Dennis	106	17	7.2	Damone Clark, LSU	11.3	Quez Jackson, Georgia Tech	10.2
	Brandon Hill	225	30	6.0				
Total Touchdowns (124 ranked)	Jordan Addison	12	4	9	Rasheen Ali, Marshall	13	Sean Tucker, Syracuse	11
	Lucas Krull	85	11	5				
	Israel Abanikanda	124	18	4				
Yards per Pass Attempt (110 ranked)	Kenny Pickett	4	1	10.30	Grayson McCall, Coastal Carolina	13.56	Kenny Pickett, Pittsburgh	10.30
Yards per Reception (200 ranked)	Taysir Mack	30	6	19.00	Tyrese Chambers, FIU	33.60	Dontayvion Wicks, Virginia	22.16
	Jordan Addison	47	7	18.07				
	Jared Wayne	141	20	14.73				

The Automated ScoreBook
Pitt Game Results (as of Oct 03, 2021)
All games

Date	Opponent		Score	Overall	Conference	Time	Attend
9/4/21	UMASS	W	51-7	1-0	0-0	03:15	41486
9/11/21	at Tennessee	W	41-34	2-0	0-0	03:56	82203
9/18/21	WESTERN MICH.	L	41-44	2-1	0-0	03:48	40581
9/25/21	NEW HAMPSHIRE	W	77-7	3-1	0-0	03:03	41048
* 10/2/21	at Georgia Tech	W	52-21	4-1	1-0	03:22	36383

The Automated ScoreBook
Pitt Overall Team Statistics (as of Oct 03, 2021)
All games

Team Statistics	UP	OPP
SCORING	262	113
Points Per Game	52.4	22.6
Points Off Turnovers	30	21
FIRST DOWNS	146	87
Rushing	52	22
Passing	84	51
Penalty	10	14
RUSHING YARDAGE	827	511
Yards gained rushing	962	708
Yards lost rushing	135	197
Rushing Attempts	200	168
Average Per Rush	4.1	3.0
Average Per Game	165.4	102.2
TDs Rushing	14	7
PASSING YARDAGE	1945	1181
Comp-Att-Int	137-186-1	96-157-4
Average Per Pass	10.5	7.5
Average Per Catch	14.2	12.3
Average Per Game	389.0	236.2
TDs Passing	20	8
TOTAL OFFENSE	2772	1692
Total Plays	386	325
Average Per Play	7.2	5.2
Average Per Game	554.4	338.4
KICK RETURNS: #-Yards	8-147	18-387
PUNT RETURNS: #-Yards	12-40	3-17
INT RETURNS: #-Yards	4-93	1--2
KICK RETURN AVERAGE	18.4	21.5
PUNT RETURN AVERAGE	3.3	5.7
INT RETURN AVERAGE	23.2	-2.0
FUMBLES-LOST	8-4	4-4
PENALTIES-Yards	31-310	37-372
Average Per Game	62.0	74.4
PUNTS-Yards	19-758	30-1305
Average Per Punt	39.9	43.5
Net punt average	37.9	41.5
KICKOFFS-Yards	45-2754	24-1396
Average Per Kick	61.2	58.2
Net kick average	40.4	41.6
TIME OF POSSESSION/Game	31:20	28:40
3RD-DOWN Conversions	30/65	18/66
3rd-Down Pct	46%	27%
4TH-DOWN Conversions	7/10	2/8
4th-Down Pct	70%	25%
SACKS BY-Yards	18-154	8-57
MISC YARDS	0	0
TOUCHDOWNS SCORED	36	15
FIELD GOALS-ATTEMPTS	4-4	3-6
ON-SIDE KICKS	0-0	0-0
RED-ZONE SCORES	(28-31) 90%	(14-21) 67%
RED-ZONE TOUCHDOWNS	(25-31) 81%	(11-21) 52%
PAT-ATTEMPTS	(32-36) 89%	(14-15) 93%
ATTENDANCE	123115	118586
Games/Avg Per Game	3/41038	2/59293
Neutral Site Games		0/0

Score by Quarters	1st	2nd	3rd	4th	OT	Total
Pitt	69	99	56	38	0	262
Opponents	31	37	21	24	0	113

The Automated ScoreBook
Pitt Overall Individual Statistics (as of Oct 03, 2021)
All games

Rushing	gp	att	gain	loss	net	avg	td	lg	avg/g
Abanikanda, Is	5	48	215	8	207	4.3	4	17	41.4
Davis, Vincent	5	56	218	15	203	3.6	2	19	40.6
Hammond Jr., R	4	32	193	8	185	5.8	3	25	46.2
Pickett, Kenny	5	36	203	61	142	3.9	2	20	28.4
Carter, Daniel	5	6	31	0	31	5.2	1	11	6.2
Jacques-Louis,	5	6	33	3	30	5.0	0	21	6.0
Davis, A.J.	1	2	21	0	21	10.5	1	18	21.0
Sibley Jr., To	4	5	19	0	19	3.8	0	14	4.8
Patti, Nick	4	1	9	0	9	9.0	1	9	2.2
Mack, Taysir	5	1	8	0	8	8.0	0	8	1.6
Stovall, Melqui	5	1	7	0	7	7.0	0	7	1.4
Addison, Jordan	5	1	5	0	5	5.0	0	5	1.0
TEAM	5	5	0	40	-40	-8.0	0	0	-8.0
Total	5	200	962	135	827	4.1	14	25	165.4
Opponents	5	168	708	197	511	3.0	7	70	102.2

Passing	gp	effic	comp-att-int	pct	yds	td	lg	avg/g
Pickett, Kenny	5	194.70	121-168-1	72.0	1731	19	67	346.2
Patti, Nick	4	182.77	12-13-0	92.3	140	0	21	35.0
Beville, Davis	2	196.80	3-4-0	75.0	58	0	28	29.0
Wayne, Jared	4	564.40	1-1-0	100.0	16	1	16	4.0
Total	5	195.90	137-186-1	73.7	1945	20	67	389.0
Opponents	5	136.05	96-157-4	61.1	1181	8	71	236.2

Receiving	gp	no.	yds	avg	td	lg	avg/g
Addison, Jordan	5	29	524	18.1	9	67	104.8
Mack, Taysir	5	16	304	19.0	2	55	60.8
Wayne, Jared	4	15	221	14.7	0	40	55.2
Krull, Lucas	5	15	193	12.9	5	29	38.6
Abanikanda, Is	5	10	88	8.8	0	25	17.6
Jacques-Louis,	5	9	110	12.2	1	21	22.0
Bartholomew,Gav	5	9	99	11.0	0	24	19.8
Davis, Vincent	5	9	66	7.3	0	14	13.2
Barden, Jaylon	5	7	155	22.1	1	47	31.0
Stovall, Melqui	5	6	73	12.2	1	31	14.6
Bradley, Jaden	3	4	71	17.8	0	28	23.7
Davis, A.J.	1	4	23	5.8	0	11	23.0
Vardzel,John	5	1	6	6.0	0	6	1.2
Tipton, Tre	5	1	6	6.0	0	6	1.2
Hammond Jr., R	4	1	4	4.0	0	4	1.0
Carter, Daniel	5	1	2	2.0	1	2	0.4
Total	5	137	1945	14.2	20	67	389.0
Opponents	5	96	1181	12.3	8	71	236.2

Punt Returns	no.	yds	avg	td	lg
Stovall, Melqui	7	3	0.4	0	10
Barden, Jaylon	5	37	7.4	0	27
Total	12	40	3.3	0	27
Opponents	3	17	5.7	0	4

Interceptions	no.	yds	avg	td	lg
Hill, Brandon	1	25	25.0	0	25
Bright, Cam	1	0	0.0	0	0
Mathis, Damarr	1	35	35.0	1	35
Petrishen, John	1	33	33.0	1	33
Total	4	93	23.2	2	35
Opponents	1	-2	-2.0	0	0

Kick Returns	no.	yds	avg	td	lg
Barden, Jaylon	4	83	20.8	0	47
Stovall, Melqui	3	46	15.3	0	22
Abanikanda, Is	1	18	18.0	0	18
Total	8	147	18.4	0	47
Opponents	18	387	21.5	0	39

Fumble Returns	no.	yds	avg	td	lg
Total	0	0	0.0	0	0
Opponents	1	2	2.0	0	2

The Automated ScoreBook
Pitt Overall Individual Statistics (as of Oct 03, 2021)
All games

Scoring	td	fg	PAT				dpx	saf	pts
			kick	rush	rcv	pass			
Addison, Jordan	9	-	-	-	-	-	-	54	
Scarton,Sam	-	4-4	30-32	-	-	-	-	42	
Krull, Lucas	5	-	-	-	-	-	-	30	
Abanikanda, Is	4	-	-	-	-	-	-	24	
Hammond Jr., R	3	-	-	-	-	-	-	18	
Pickett, Kenny	2	-	-	-	-	-	-	12	
Mack, Taysir	2	-	-	-	-	-	-	12	
Davis, Vincent	2	-	-	-	-	-	-	12	
Carter, Daniel	2	-	-	-	-	-	-	12	
Petrishen, John	1	-	-	-	-	-	-	6	
Patti, Nick	1	-	-	-	-	-	-	6	
Barden, Jaylon	1	-	-	-	-	-	-	6	
Davis, A.J.	1	-	-	-	-	-	-	6	
Mathis, Damarr	1	-	-	-	-	-	-	6	
Jacques-Louis,	1	-	-	-	-	-	-	6	
Stovall, Melqui	1	-	-	-	-	-	-	6	
Sauls, Ben	-	-	2-4	-	-	-	-	2	
Campbell, Phil	-	-	-	-	-	-	1	2	
Total	36	4-4	32-36	-	-	-	- 1	262	
Opponents	15	3-6	14-15	-	-	-	-	113	

Total Offense	g	plays	rush	pass	total	avg/g
Pickett, Kenny	5	204	142	1731	1873	374.6
Abanikanda, Is	5	48	207	0	207	41.4
Davis, Vincent	5	56	203	0	203	40.6
Hammond Jr., R	4	32	185	0	185	46.2
Patti, Nick	4	14	9	140	149	37.2
Beville, Davis	2	4	0	58	58	29.0
Carter, Daniel	5	6	31	0	31	6.2
Jacques-Louis,	5	6	30	0	30	6.0
Davis, A.J.	1	2	21	0	21	21.0
Sibley Jr., To	4	5	19	0	19	4.8
Wayne, Jared	4	1	0	16	16	4.0
Mack, Taysir	5	1	8	0	8	1.6
Stovall, Melqui	5	1	7	0	7	1.4
Addison, Jordan	5	1	5	0	5	1.0
TEAM	5	5	-40	0	-40	-8.0
Total	5	386	827	1945	2772	554.4
Opponents	5	325	511	1181	1692	338.4

Field Goals	fg	pct.	01-19	20-29	30-39	40-49	50-99	lg	blk
Scarton,Sam	4-4	100.0	0-0	1-1	2-2	1-1	0-0	46	0

FG Sequence	Pitt	Opponents
UMass	(35)	34
Tennessee	(38),(27)	(37),(48)
Western Mich.	-	43,(29)
New Hampshire	-	-
Georgia Tech	(46)	40

Punting	no.	yds	avg	lg	tb	fc	i20	50+	blk
Christodoulou,K	18	758	42.1	58	1	9	6	3	0
TEAM	1	0	0.0	0	0	0	0	0	1
Total	19	758	39.9	58	1	9	6	3	1
Opponents	30	1305	43.5	65	1	9	6	7	0

Kickoffs	no.	yds	avg	tb	ob	retn	net	ydln
Sauls, Ben	45	2754	61.2	22	0			
Total	45	2754	61.2	22	0	21.5	40.4	24
Opponents	24	1396	58.2	10	0	18.4	41.6	23

Numbers in (parentheses) indicate field goal was made.

The Automated ScoreBook
Pitt Overall Individual Statistics (as of Oct 03, 2021)
All games

All Purpose	g	rush	rcv	pr	kr	ir	total	avg/g
Addison, Jordan	5	5	524	0	0	0	529	105.8
Abanikanda, Is	5	207	88	0	18	0	313	62.6
Mack, Taysir	5	8	304	0	0	0	312	62.4
Barden, Jaylon	5	0	155	37	83	0	275	55.0
Davis, Vincent	5	203	66	0	0	0	269	53.8
Wayne, Jared	4	0	221	0	0	0	221	55.2
Krull, Lucas	5	0	193	0	0	0	193	38.6
Hammond Jr.,	4	185	4	0	0	0	189	47.2
Pickett, Kenny	5	142	0	0	0	0	142	28.4
Jacques-Louis,	5	30	110	0	0	0	140	28.0
Stovall, Melqui	5	7	73	3	46	0	129	25.8
Bartholomew,Ga	5	0	99	0	0	0	99	19.8
Bradley, Jaden	3	0	71	0	0	0	71	23.7
Davis, A.J.	1	21	23	0	0	0	44	44.0
Mathis, Damarr	5	0	0	0	0	35	35	7.0
Petrishen, John	5	0	0	0	0	33	33	6.6
Carter, Daniel	5	31	2	0	0	0	33	6.6
Hill, Brandon	5	0	0	0	0	25	25	5.0
Sibley Jr., To	4	19	0	0	0	0	19	4.8
Patti, Nick	4	9	0	0	0	0	9	2.2
Vardzel,John	5	0	6	0	0	0	6	1.2
Tipton, Tre	5	0	6	0	0	0	6	1.2
TEAM	5	-40	0	0	0	0	-40	-8.0
Total	5	827	1945	40	147	93	3052	610.4
Opponents	5	511	1181	17	387	-2	2094	418.8

The Automated ScoreBook
Pitt Overall Defensive Statistics (as of Oct 03, 2021)
All games

##	Defensive Leaders	gp	Tackles				tfl/yds	Sacks no-yds	Pass defense			Fumbles		blkd	
			ua	a	tot				int-yds	brup	qbh	rcv-yds	ff	kick	saf
7	Dennis, SirVoce	4	12	18	30	3.5-18	1.0-14	.	.	2	.	.	1	.	
9	Hill, Brandon	5	12	17	29	1.0-1	.	1-25	2	
0	Petrishen, John	5	9	14	23	4.5-21	2.0-10	1-33	.	1	
31	Hallett, Erick	5	14	8	22	0.5-1	.	.	2	.	1-0	1	.	.	
24	Campbell, Phil	5	5	15	20	4.0-29	3.0-27	.	1	3	.	.	.	1	
38	Bright, Cam	5	5	15	20	1.0-2	.	1-0	1	2	
20	Davis, Wendell	5	5	12	17	3.5-12	1.0-9	.	.	1	
21	Mathis, Damarr	5	12	4	16	.	.	1-35	1	1	
87	Baldonado,Habak	5	10	6	16	5.5-25	3.5-20	.	.	4	1-0	1	.	.	
30	George, Brando	5	7	6	13	2.0-4	.	.	.	1	
36	Pine, Chase	5	6	6	12	1.0-1	
5	Alexandre,Desli	4	1	10	11	2.0-12	0.5-7	.	1	3	
14	Williams, Marq	5	9	2	11	.	.	.	1	
26	Tallandier, Ju	5	4	6	10	0.5-0	
6	Morgan, John	5	6	4	10	3.0-23	2.0-21	.	1	3	
8	Kancey, Calijah	5	8	2	10	3.0-20	2.0-16	.	.	1	
10	Camp, Keyshon	5	4	5	9	2.5-15	1.0-12	.	.	1	1-0	1	.	.	
15	Battle, Rashad	5	8	1	9	
22	O'Brien, P.J.	4	1	7	8	.	.	.	1	
2	Green, David	5	3	4	7	1.0-7	1.0-7	.	1	1	
27	Mack III,Buddy	3	2	4	6	
17	Smith, Leslie	4	1	5	6	
25	Woods, A.J.	5	6	.	6	.	.	.	2	
12	Devonshire, M.	5	2	3	5	.	.	.	1	
92	Bentley,Tyler	5	1	4	5	
50	Hayes, Dayon	5	1	4	5	0.5-1	.	.	1	3	
34	DeShields,Solom	4	.	3	3	
11	Kamara, Bangal	5	3	.	3	3	
4J	Johnson, Nahki	2	2	1	3	
95	Danielson,Devin	5	1	2	3	1.0-11	1.0-11	
90	Jules,Deandre	3	1	1	2	
9K	Sauls, Ben	5	2	.	2	
16	Temple, Nate	3	1	.	1	
19	Royal, Jahvant	2	.	1	1	
28	Biglow, Noah	2	.	1	1	.	.	.	1	
55	Minor, Marcus	5	1	.	1	
57	Brima,Bam	1	.	1	1	1-0	.	.	.	
96	Maloney,Chris	4	2	
V	V	1	1	
Total		5	165	192	357	40-203	18-154	4-93	18	32	4-0	3	1	1	
Opponents		5	202	178	380	27-98	8-57	1--2	12	17	4-2	2	1	.	

The Automated ScoreBook
Pitt Team Game-by-Game (as of Oct 03, 2021)
All games

TEAM STATISTICS

Date	Opponent	Rushing				Receiving				Passing				Kick Returns				Punt Returns				tot off
		no.	yds	td	lg	no.	yds	td	lg	cmp-att-int	yds	td	lg	no.	yds	td	lg	no.	yds	td	lg	
9/4/21	UMASS	41	223	5	21	34	375	2	47	34-45-0	375	2	47	1	47	0	47	4	-1	0	7	598
9/11/21	at Tennessee	45	96	2	13	25	301	3	40	25-37-0	301	3	40	3	36	0	15	1	5	0	5	397
9/18/21	WESTERN MICH.	24	75	0	20	25	415	6	67	25-34-1	415	6	67	2	43	0	22	2	13	0	10	490
9/25/21	NEW HAMPSHIRE	49	252	5	25	29	455	5	47	29-33-0	455	5	47	2	21	0	18	4	21	0	27	707
10/2/21	at Georgia Tech	41	181	2	18	24	399	4	55	24-37-0	399	4	55	0	0	0	0	1	2	0	2	580
Opponents		200	827	14	25	137	1945	20	67	137-186-1	1945	20	67	8	147	0	47	12	40	0	27	2772
		168	511	7	70	96	1181	8	71	96-157-4	1181	8	71	18	387	0	39	3	17	0	4	1692

Games: 5 • Avg/rush: 4.1 • Avg/catch: 14.2 • Pass effic: 195.90 • KR avg: 18.4 • PR avg: 3.3 • All purpose avg/game: 610.4 • Total offense avg/gm: 554.4

Date	Opponent	Tackles				Sacks no-yds	Fumble		Pass Defense			blkd kick	PAT Attempts			off		
		ua	a	total	tfl-yds		ff	fr-yds	int-yds	qbh	brup		kick	rush	rcv	saf	t/o	pts
9/4/21	UMASS	33	18	51	6.0-36	5.0-34	1	1-0	0-0	9	4	0	6-7	0	0	0	7	51
9/11/21	at Tennessee	38	34	72	9.0-42	5.0-34	2	2-0	1-25	3	2	0	5-5	0	0	0	3	41
9/18/21	WESTERN MICH.	43	56	99	7.0-37	3.0-28	0	0-0	0-0	4	4	0	5-6	0	0	0	0	41
9/25/21	NEW HAMPSHIRE	18	48	66	8.0-46	3.0-36	0	1-0	1-35	14	5	0	9-11	0	0	1	6	77
10/2/21	at Georgia Tech	33	36	69	10.0-42	2.0-22	0	0-0	2-33	2	3	1	7-7	0	0	0	14	52
Opponents		165	192	357	40.0-203	18.0-154	3	4-0	4-93	32	18	1	32-36	0	0	1	30	262
		202	178	380	27.0-98	8.0-57	2	4-2	1--2	17	12	1	14-15	0	0	0	21	113

Date	Opponent	Punting							Field Goals			Kickoffs						
		no.	yds	avg	long	blkd	tb	fc	50+	i20	md-att	long	blkd	no.	yds	avg	tb	ob
9/4/21	UMASS	2	89	44.5	47	0	0	1	0	1	1-1	35	0	9	543	60.3	4	0
9/11/21	at Tennessee	7	244	34.9	52	1	0	3	1	2	2-2	38	0	8	513	64.1	4	0
9/18/21	WESTERN MICH.	3	112	37.3	49	0	0	1	0	1	0-0	0	0	7	439	62.7	4	0
9/25/21	NEW HAMPSHIRE	3	141	47.0	58	0	0	2	1	1	0-0	0	0	12	678	56.5	4	0
10/2/21	at Georgia Tech	4	172	43.0	52	0	1	2	1	1	1-1	46	0	9	581	64.6	6	0
Opponents		19	758	39.9	58	1	1	9	3	6	4-4	46	0	45	2754	61.2	22	0
		30	1305	43.5	65	0	1	9	7	6	3-6	48	1	24	1396	58.2	10	0

The Automated ScoreBook
Pitt Opponent Game-by-Game (as of Oct 03, 2021)
All games

OPPONENT STATISTICS

Date	Opponent	Rushing				Receiving				Passing				Kick Returns				Punt Returns				tot off		
		no.	yds	td	lg	no.	yds	td	lg	cmp	att	int	yds	td	lg	no.	yds	td	lg	no.	yds		td	lg
9/4/21	UMASS	27	42	1	20	14	167	0	32	14	31	0	32	4	67	0	24	0	0	0	0	0	0	209
9/11/21	at Tennessee	33	136	2	54	22	238	2	44	22	33	1	44	4	122	0	39	1	10	0	0	0	374	
9/18/21	WESTERN MICH.	48	160	3	34	26	357	3	54	26	36	0	54	2	45	0	25	0	0	0	0	0	517	
9/25/21	NEW HAMPSHIRE	29	100	0	70	10	60	1	18	10	24	1	18	5	71	0	19	1	3	0	3	3	160	
10/2/21	at Georgia Tech	31	73	1	23	24	359	2	71	24	33	2	71	3	82	0	34	1	4	0	4	4	432	
		168	511	7	70	96	1181	8	71	96	157	4	71	18	387	0	39	3	17	0	4	4	1692	
Pitt		200	827	14	25	137	1945	20	67	137	186	1	67	8	147	0	47	12	40	0	27	27	2772	

Games: 5 • Avg/rush: 3.0 • Avg/catch: 12.3 • Pass effic: 136.05 • KR avg: 21.5 • PR avg: 5.7 • All purpose avg/game: 418.8 • Total offense avg/gm: 338.4

Date	Opponent	Tackles				Sacks no-yds	Fumble		Pass Defense			blkd kick	PAT Attempts			off		
		ua	a	total	tfl-yds		ff	fr-yds	int-yds	qbh	brup		kick	rush	rcv	saf	t/o	pts
9/4/21	UMASS	50	28	78	3.0-9	1.0-7	1	2-0	0-0	1	4	0	1-1	0	0	0	7	7
9/11/21	at Tennessee	42	40	82	10.0-35	2.0-13	0	0-0	0-0	5	4	1	4-4	0	0	0	0	34
9/18/21	WESTERN MICH.	29	20	49	8.0-26	2.0-17	1	2-2	1--2	5	2	0	5-6	0	0	0	14	44
9/25/21	NEW HAMPSHIRE	47	50	97	4.0-17	2.0-13	0	0-0	0-0	4	2	0	1-1	0	0	0	0	7
10/2/21	at Georgia Tech	34	40	74	2.0-11	1.0-7	0	0-0	0-0	2	0	0	3-3	0	0	0	0	21
		202	178	380	27.0-98	8.0-57	2	4-2	1--2	17	12	1	14-15	0	0	0	21	113
Pitt		165	192	357	40.0-203	18.0-154	3	4-0	4-93	32	18	1	32-36	0	0	1	30	262

Date	Opponent	Punting							Field Goals			Kickoffs						
		no.	yds	avg	long	blkd	tb	fc	50+	i20	md-att	long	blkd	no.	yds	avg	tb	ob
9/4/21	UMASS	9	367	40.8	56	0	0	1	2	1	0-1	0	0	2	130	65.0	1	0
9/11/21	at Tennessee	4	183	45.8	51	0	0	2	2	1	2-2	48	0	7	377	53.9	1	0
9/18/21	WESTERN MICH.	5	230	46.0	54	0	0	2	1	2	1-2	29	0	8	464	58.0	4	0
9/25/21	NEW HAMPSHIRE	8	343	42.9	65	0	1	2	1	1	0-0	0	0	3	165	55.0	0	0
10/2/21	at Georgia Tech	4	182	45.5	54	0	0	2	1	1	0-1	0	1	4	260	65.0	4	0
		30	1305	43.5	65	0	1	9	7	6	3-6	48	1	24	1396	58.2	10	0
Pitt		19	758	39.9	58	1	1	9	3	6	4-4	46	0	45	2754	61.2	22	0

The Automated ScoreBook
Pitt Game Superlatives (as of Oct 03, 2021)
All games

INDIVIDUAL GAME HIGHS

Rushes	19	Davis, Vincent at Tennessee (9/11/21)
Yards Rushing	100	Hammond Jr., R vs New Hampshire (9/25/21)
TD Rushes	3	Hammond Jr., R vs New Hampshire (9/25/21)
Long Rush	25	Hammond Jr., R vs New Hampshire (9/25/21)
Pass attempts	37	Pickett, Kenny vs UMass (9/4/21)
Pass completions	27	Pickett, Kenny vs UMass (9/4/21)
Yards Passing	403	Pickett, Kenny vs New Hampshire (9/25/21)
TD Passes	6	Pickett, Kenny vs Western Mich. (9/18/21)
Long Pass	67	Pickett, Kenny vs Western Mich. (9/18/21)
Receptions	6	Wayne, Jared vs UMass (9/4/21)
	6	Addison, Jordan at Tennessee (9/11/21)
	6	Addison, Jordan vs Western Mich. (9/18/21)
	6	Addison, Jordan vs New Hampshire (9/25/21)
	6	Addison, Jordan at Georgia Tech (10/2/21)
Yards Receiving	179	Addison, Jordan vs New Hampshire (9/25/21)
TD Receptions	3	Addison, Jordan vs Western Mich. (9/18/21)
	3	Addison, Jordan vs New Hampshire (9/25/21)
Long Reception	67	Addison, Jordan vs Western Mich. (9/18/21)
Field Goals	2	Scarton,Sam at Tennessee (9/11/21)
Long Field Goal	46	Scarton,Sam at Georgia Tech (10/2/21)
Punts	6	Christodoulou,K at Tennessee (9/11/21)
Punting Avg	47.0	Christodoulou,K vs New Hampshire (9/25/21)
Long Punt	58	Christodoulou,K vs New Hampshire (9/25/21)
Punts inside 20	2	Christodoulou,K at Tennessee (9/11/21)
Long Punt Return	27	Barden, Jaylon vs New Hampshire (9/25/21)
Long Kickoff Return	47	Barden, Jaylon vs UMass (9/4/21)
Tackles	12	Bright, Cam vs Western Mich. (9/18/21)
Sacks	2.0	Petrishen, John vs UMass (9/4/21)
	2.0	Baldonado,Habak at Tennessee (9/11/21)
Tackles For Loss	2.5	Baldonado,Habak vs Western Mich. (9/18/21)
	2.5	Dennis, SirVoce at Georgia Tech (10/2/21)
Interceptions	1	Hill, Brandon at Tennessee (9/11/21)
	1	Mathis, Damarr vs New Hampshire (9/25/21)
	1	Petrishen, John at Georgia Tech (10/2/21)
	1	Bright, Cam at Georgia Tech (10/2/21)

The Automated ScoreBook
Pitt Game Superlatives (as of Oct 03, 2021)
All games

TEAM GAME HIGHS

Rushes	49	vs New Hampshire (9/25/21)
Yards Rushing	252	vs New Hampshire (9/25/21)
Yards Per Rush	5.4	vs UMass (9/4/21)
TD Rushes	5	vs UMass (9/4/21)
	5	vs New Hampshire (9/25/21)
Pass attempts	45	vs UMass (9/4/21)
Pass completions	34	vs UMass (9/4/21)
Yards Passing	455	vs New Hampshire (9/25/21)
Yards Per Pass	13.8	vs New Hampshire (9/25/21)
TD Passes	6	vs Western Mich. (9/18/21)
Total Plays	86	vs UMass (9/4/21)
Total Offense	707	vs New Hampshire (9/25/21)
Yards Per Play	8.6	vs New Hampshire (9/25/21)
Points	77	vs New Hampshire (9/25/21)
Sacks By	5	vs UMass (9/4/21)
	5	at Tennessee (9/11/21)
First Downs	35	vs UMass (9/4/21)
	35	vs New Hampshire (9/25/21)
Penalties	9	at Tennessee (9/11/21)
Penalty Yards	82	vs Western Mich. (9/18/21)
Turnovers	3	vs Western Mich. (9/18/21)
Interceptions By	2	at Georgia Tech (10/2/21)
Punts	7	at Tennessee (9/11/21)
Punting Avg	47.0	vs New Hampshire (9/25/21)
Long Punt	58	vs New Hampshire (9/25/21)
Punts inside 20	2	at Tennessee (9/11/21)
Long Punt Return	27	vs New Hampshire (9/25/21)

The Automated ScoreBook
Pitt Game Superlatives (as of Oct 03, 2021)
All games

OPPONENT INDIVIDUAL GAME HIGHS

Rushes	22	Jefferson,La'Da, vs Western Mich. (9/18/21)
Yards Rushing	91	Washington Jr., vs New Hampshire (9/25/21)
TD Rushes	2	Jefferson,La'Da, vs Western Mich. (9/18/21)
Long Rush	70	Washington Jr., vs New Hampshire (9/25/21)
Pass attempts	33	Eleby,Kaleb, vs Western Mich. (9/18/21)
	33	Sims,Jeff, at Georgia Tech (10/2/21)
Pass completions	24	Sims,Jeff, at Georgia Tech (10/2/21)
Yards Passing	359	Sims,Jeff, at Georgia Tech (10/2/21)
TD Passes	3	Eleby,Kaleb, vs Western Mich. (9/18/21)
Long Pass	71	Sims,Jeff, at Georgia Tech (10/2/21)
Receptions	11	Moore,Skyy, vs Western Mich. (9/18/21)
Yards Receiving	161	Crooms,Corey, vs Western Mich. (9/18/21)
TD Receptions	1	Warren,Jacob, at Tennessee (9/11/21)
	1	Calloway,Jimmy, at Tennessee (9/11/21)
	1	Moore,Skyy, vs Western Mich. (9/18/21)
	1	Crooms,Corey, vs Western Mich. (9/18/21)
	1	Tyler,Sean, vs Western Mich. (9/18/21)
	1	Coyne,Sean, vs New Hampshire (9/25/21)
	1	McCollum,Nate, at Georgia Tech (10/2/21)
	1	Sanders,Adonica, at Georgia Tech (10/2/21)
Long Reception	71	Gibbs,Jahmyr, at Georgia Tech (10/2/21)
Field Goals	2	McGrath,Chase, at Tennessee (9/11/21)
Long Field Goal	48	McGrath,Chase, at Tennessee (9/11/21)
Punts	9	Georgeopoulos,, vs UMass (9/4/21)
Punting Avg	46.0	Mihalic,Nick, vs Western Mich. (9/18/21)
Long Punt	65	Cadogan,Aidan, vs New Hampshire (9/25/21)
Punts inside 20	2	Mihalic,Nick, vs Western Mich. (9/18/21)
Long Punt Return	4	Swilling,Tre, at Georgia Tech (10/2/21)
Long Kickoff Return	39	Jones Jr.,Velus, at Tennessee (9/11/21)
Tackles	15	Palm,Noah, vs New Hampshire (9/25/21)
Sacks	1.0	Gonsalves, Xav, vs UMass (9/4/21)
	1.0	Jackson,Theo, at Tennessee (9/11/21)
	1.0	Banks,Jeremy, at Tennessee (9/11/21)
	1.0	Fayad,Ali, vs Western Mich. (9/18/21)
	1.0	Fiske,Braden, vs Western Mich. (9/18/21)
	1.0	Lewis,Elijah, vs New Hampshire (9/25/21)
	1.0	Gibson,Gunner, vs New Hampshire (9/25/21)
	1.0	Swilling,Tre, at Georgia Tech (10/2/21)
Tackles For Loss	2.5	Baron,Tyler, at Tennessee (9/11/21)
Interceptions	1	Jackson,Dorian, vs Western Mich. (9/18/21)

The Automated ScoreBook
Pitt Game Superlatives (as of Oct 03, 2021)
All games

OPPONENT TEAM GAME HIGHS

Rushes	48	vs Western Mich. (9/18/21)
Yards Rushing	160	vs Western Mich. (9/18/21)
Yards Per Rush	4.1	at Tennessee (9/11/21)
TD Rushes	3	vs Western Mich. (9/18/21)
Pass attempts	36	vs Western Mich. (9/18/21)
Pass completions	26	vs Western Mich. (9/18/21)
Yards Passing	359	at Georgia Tech (10/2/21)
Yards Per Pass	10.9	at Georgia Tech (10/2/21)
TD Passes	3	vs Western Mich. (9/18/21)
Total Plays	84	vs Western Mich. (9/18/21)
Total Offense	517	vs Western Mich. (9/18/21)
Yards Per Play	6.8	at Georgia Tech (10/2/21)
Points	44	vs Western Mich. (9/18/21)
Sacks By	2	at Tennessee (9/11/21)
	2	vs Western Mich. (9/18/21)
	2	vs New Hampshire (9/25/21)
First Downs	27	vs Western Mich. (9/18/21)
Penalties	13	at Tennessee (9/11/21)
Penalty Yards	134	at Tennessee (9/11/21)
Turnovers	3	at Tennessee (9/11/21)
Interceptions By	1	vs Western Mich. (9/18/21)
Punts	9	vs UMass (9/4/21)
Punting Avg	46.0	vs Western Mich. (9/18/21)
Long Punt	65	vs New Hampshire (9/25/21)
Punts inside 20	2	vs Western Mich. (9/18/21)
Long Punt Return	4	at Georgia Tech (10/2/21)

The Automated ScoreBook
Pitt Red-Zone Results (as of Oct 03, 2021)
All games

Pitt Inside Opponent Red-Zone

Date	Opponent	Score	Times In RZ	Times Scored	Total Pts	Rush TDs	Pass TDs	FGs Made	Failed to score inside RZ						
									FGA	Down	Int	Fumb	Half	Game	
9/4/21	UMASS	W 51-7	10	8	51	7	5	2	1	0	1	0	1	0	0
9/11/21	at Tennessee	W 41-34	7	7	41	5	2	3	2	0	0	0	0	0	0
9/18/21	WESTERN MICH.	L 41-44	1	1	7	1	0	1	0	0	0	0	0	0	0
9/25/21	NEW HAMPSHIRE	W 77-7	7	7	48	7	5	2	0	0	0	0	0	0	0
10/2/21	at Georgia Tech	W 52-21	6	5	35	5	2	3	0	0	0	0	0	1	0
Totals			31	28	182	25	14	11	3	0	1	0	1	1	0

28 of 31 (90.3%)

Opponents Inside Pitt Red-Zone

Date	Opponent	Score	Times In RZ	Times Scored	Total Pts	Rush TDs	Pass TDs	FGs Made	Failed to score inside RZ						
									FGA	Down	Int	Fumb	Half	Game	
9/4/21	UMASS	W 51-7	2	1	7	1	1	0	0	1	0	0	0	0	0
9/11/21	at Tennessee	W 41-34	6	5	27	3	2	1	2	0	1	0	0	0	0
9/18/21	WESTERN MICH.	L 41-44	7	5	31	4	3	1	1	1	0	0	0	1	0
9/25/21	NEW HAMPSHIRE	W 77-7	2	1	7	1	0	1	0	0	0	0	1	0	0
10/2/21	at Georgia Tech	W 52-21	4	2	14	2	1	1	0	1	1	0	0	0	0
Totals			21	14	86	11	7	4	3	3	2	0	1	1	0

14 of 21 (66.7%)

The Automated ScoreBook
Pitt Games Played (as of Oct 03, 2021)
All games

##	PLAYER	GP-GS	MA	TENN	WMU	NH	GT
2A	Abanikanda, Is	5/-	XXX	XXX	XXX	XXX	XXX
3	Addison, Jordan	5/5	START	START	START	START	START
94	Adomitis, Cal	5/-	XXX	XXX	XXX	XXX	XXX
5	Alexandre, Desli	4/3	...	XXX	START	START	START
63	Altsman, Matt	1/-	XXX	...
3A	Anderson, Khalil	1/-	XXX
87	Baldonado, Habak	5/5	START	START	START	START	START
1B	Barden, Jaylon	5/-	XXX	XXX	XXX	XXX	XXX
86	Bartholomew, Gav	5/2	XXX	XXX	XXX	START	START
15	Battle, Rashad	5/-	XXX	XXX	XXX	XXX	XXX
92	Bentley, Tyler	5/-	XXX	XXX	XXX	XXX	XXX
1Q	Beville, Davis	2/-	XXX	XXX	...
85	Bickhart, Garret	1/-	XXX	...
28	Biglow, Noah	2/-	XXX	XXX	...
81	Bradley, Jaden	3/-	XXX	XXX	XXX
38	Bright, Cam	5/5	START	START	START	START	START
57	Brima, Bam	1/-	XXX	...
10	Camp, Keyshon	5/4	START	XXX	START	START	START
24	Campbell, Phil	5/5	START	START	START	START	START
84	Carrigan, Grant	2/-	XXX	XXX
4C	Carter, Daniel	5/-	XXX	XXX	XXX	XXX	XXX
98	Christodoulou, K	5/-	XXX	XXX	XXX	XXX	XXX
5C	Collier, Jason	5/-	XXX	XXX	XXX	XXX	XXX
95	Danielson, Devin	5/-	XXX	XXX	XXX	XXX	XXX
2D	Davis, A.J.	1/1	START
2V	Davis, Vincent	5/4	XXX	START	START	START	START
20	Davis, Wendell	5/1	XXX	XXX	XXX	START	XXX
2L	DelGaudio, Luke	2/-	XXX	XXX
7	Dennis, SirVoce	4/4	START	START	START	...	START
34	DeShields, Solom	4/-	...	XXX	XXX	XXX	XXX
12	Devonshire, M.	5/-	XXX	XXX	XXX	XXX	XXX
9D	Donald, Elliot	1/-	XXX	...
60	Drexel, Owen	4/4	START	START	START	...	START
30	George, Brando	5/-	XXX	XXX	XXX	XXX	XXX
76	Goncalves, Mat	5/1	XXX	XXX	XXX	START	XXX
2	Green, David	5/1	XXX	START	XXX	XXX	XXX
9G	Guess, Cam	1/-	XXX	...
31	Hallett, Erick	5/5	START	START	START	START	START
9H	Hammond Jr., R	4/-	XXX	...	XXX	XXX	XXX
50	Hayes, Dayon	5/-	XXX	XXX	XXX	XXX	XXX
9	Hill, Brandon	5/5	START	START	START	START	START
5H	Houy, Gabe	5/5	START	START	START	START	START
18	Jacques-Louis,	5/3	XXX	START	START	START	XXX
4J	Johnson, Nahki	2/-	XXX	XXX	...
90	Jules, Deandre	3/-	XXX	XXX	...	XXX	...
2J	Junko, Josh	1/-	XXX	...
11	Kamara, Bangal	5/-	XXX	XXX	XXX	XXX	XXX

The Automated ScoreBook
Pitt Games Played (as of Oct 03, 2021)
All games

##	PLAYER	GP-GS	MA	TENN	WMU	NH	GT
8	Kancey, Calijah	5/5	START	START	START	START	START
1K	Kosanovich, Eli	1/-	XXX	...
53	Kradel, Jake	5/5	START	START	START	START	START
7K	Krull, Lucas	5/4	START	START	XXX	START	START
27	Mack III, Buddy	3/-	...	XXX	...	XXX	XXX
1M	Mack, Taysir	5/4	START	START	START	XXX	START
96	Maloney, Chris	4/-	XXX	...	XXX	XXX	XXX
21	Mathis, Damarr	5/5	START	START	START	START	START
69	Metrosky, Matt	1/-	XXX	...
2M	Mimes, Kaymar	3/-	XXX	XXX	XXX
55	Minor, Marcus	5/5	START	START	START	START	START
58	Moore, Terrenc	3/-	XXX	XXX	...	XXX	...
6	Morgan, John	5/2	START	START	XXX	XXX	XXX
22	O'Brien, P.J.	4/-	XXX	XXX	XXX	XXX	...
45	Palmer, Noah	1/-	XXX	...
1P	Patti, Nick	4/-	XXX	...	XXX	XXX	XXX
62	Peters, Dakota	1/-	XXX	...
0	Petrishen, John	5/-	XXX	XXX	XXX	XXX	XXX
8P	Pickett, Kenny	5/5	START	START	START	START	START
36	Pine, Chase	5/-	XXX	XXX	XXX	XXX	XXX
19	Royal, Jahvant	2/-	XXX	XXX	...
9K	Sauls, Ben	5/-	XXX	XXX	XXX	XXX	XXX
91	Scarton, Sam	5/-	XXX	XXX	XXX	XXX	XXX
23	Sibley Jr., To	4/-	XXX	XXX	...	XXX	XXX
17	Smith, Leslie	4/-	XXX	XXX	XXX	XXX	...
3S	Stewart, Isaiah	1/-	XXX	...
4	Stovall, Melqui	5/1	START	XXX	XXX	XXX	XXX
26	Tallandier, Ju	5/-	XXX	XXX	XXX	XXX	XXX
78	Taylor, Branso	4/-	XXX	XXX	XXX	XXX	...
16	Temple, Nate	3/-	XXX	XXX	XXX
6T	Tipton, Tre	5/-	XXX	XXX	XXX	XXX	XXX
V	V	1/-	XXX
83	Vardzel, John	5/-	XXX	XXX	XXX	XXX	XXX
77	Warren, Carter	5/5	START	START	START	START	START
5W	Wayne, Jared	4/1	XXX	XXX	START	...	XXX
14	Williams, Marq	5/5	START	START	START	START	START
74	Wilson, Keldri	3/-	XXX	...	XXX	XXX	...
25	Woods, A.J.	5/-	XXX	XXX	XXX	XXX	XXX
2W	Wright, Kyi	5/-	XXX	XXX	XXX	XXX	XXX
1Y	Yellen, Joey	1/-	XXX	...
41	Zilinskas, Jak	3/-	XXX	XXX	XXX
68	Zubovic, Blake	4/-	XXX	XXX	...	XXX	XXX

The Automated ScoreBook
Pitt Total Tackles Game-by-Game (as of Oct 03, 2021)
All games

Total Tackles	UA-A	Total	MA	TENN	WMU	NH	GT
Dennis, SirVoce	12-18	30	2-4	3-3	1-9	DNP	6-2
Hill, Brandon	12-17	29	0-1	6-1	2-6	2-2	2-7
Petrishen, John	9-14	23	4-2	2-3	1-3	0-3	2-3
Hallett, Erick	14-8	22	2-1	3-1	6-2	0-2	3-2
Bright, Cam	5-15	20	-	2-2	2-10	1-1	0-2
Campbell, Phil	5-15	20	1-2	2-3	1-6	1-2	0-2
Davis, Wendell	5-12	17	1-0	0-3	1-5	1-4	2-0
Mathis, Damarr	12-4	16	-	3-2	3-0	1-0	5-2
Baldonado, Habak	10-6	16	1-0	2-2	5-2	0-1	2-1
George, Brando	7-6	13	1-0	1-0	-	4-4	1-2
Pine, Chase	6-6	12	3-0	0-2	3-2	0-1	0-1
Williams, Marq	9-2	11	1-0	2-0	4-0	0-1	2-1
Alexandre, Desli	1-10	11	DNP	1-4	0-2	0-2	0-2
Tallandier, Ju	4-6	10	1-1	1-3	2-0	0-2	-
Kancey, Calijah	8-2	10	4-1	1-1	3-0	-	-
Morgan, John	6-4	10	2-0	0-1	1-1	1-2	2-0
Battle, Rashad	8-1	9	4-0	1-0	2-1	1-0	-
Camp, Keyshon	4-5	9	-	1-2	0-1	0-1	3-1
O'Brien, P.J.	1-7	8	1-2	-	-	0-5	DNP
Green, David	3-4	7	-	2-0	1-2	0-2	-
Mack III, Buddy	2-4	6	DNP	-	DNP	2-3	0-1
Smith, Leslie	1-5	6	0-1	-	-	1-4	DNP
Woods, A.J.	6-0	6	2-0	1-0	1-0	-	2-0
Hayes, Dayon	1-4	5	0-1	1-0	-	0-2	0-1
Bentley, Tyler	1-4	5	1-0	-	0-2	0-1	0-1
Devonshire, M.	2-3	5	-	-	1-0	1-0	0-3
DeShields, Solom	0-3	3	DNP	-	0-1	-	0-2
Kamara, Bangal	3-0	3	-	-	1-0	1-0	1-0
Johnson, Nahki	2-1	3	1-1	DNP	DNP	1-0	DNP
Danielson, Devin	1-2	3	-	0-1	1-1	-	-
Sauls, Ben	2-0	2	-	2-0	-	-	-
Jules, Deandre	1-1	2	-	1-0	DNP	0-1	DNP
Biglow, Noah	0-1	1	0-1	DNP	DNP	-	DNP
Minor, Marcus	1-0	1	-	-	1-0	-	-
Brima, Bam	0-1	1	DNP	DNP	DNP	0-1	DNP
Temple, Nate	1-0	1	1-0	DNP	DNP	-	-
Royal, Jahvant	0-1	1	-	DNP	DNP	0-1	DNP

The Automated ScoreBook
Pitt Passing Game-by-Game (as of Oct 03, 2021)
All games

#8P Pickett, Kenny	Comp	Att	Int	Pct	Yards	TD	Long	Sacked	Effic
UMass	27	37	0	73.0	272	2	47	1-7	152.56
Tennessee	24	36	0	66.7	285	2	40	2-13	151.50
Western Mich.	23	31	1	74.2	382	6	67	2-17	235.12
New Hampshire	24	28	0	85.7	403	5	47	2-13	265.54
Georgia Tech	23	36	0	63.9	389	4	55	1-7	191.32
TOTALS	121	168	1	72.0	1731	19	67	8-57	194.70

#1P Patti, Nick	Comp	Att	Int	Pct	Yards	TD	Long	Sacked	Effic
UMass	5	5	0	100.0	58	0	21	0-0	197.44
Western Mich.	2	3	0	66.7	33	0	17	0-0	159.07
New Hampshire	4	4	0	100.0	39	0	16	0-0	181.90
Georgia Tech	1	1	0	100.0	10	0	10	0-0	184.00
TOTALS	12	13	0	92.3	140	0	21	0-0	182.77

#1Q Beville, Davis	Comp	Att	Int	Pct	Yards	TD	Long	Sacked	Effic
UMass	2	3	0	66.7	45	0	28	0-0	192.67
New Hampshire	1	1	0	100.0	13	0	13	0-0	209.20
TOTALS	3	4	0	75.0	58	0	28	0-0	196.80

#5W Wayne, Jared	Comp	Att	Int	Pct	Yards	TD	Long	Sacked	Effic
Tennessee	1	1	0	100.0	16	1	16	0-0	564.40
TOTALS	1	1	0	100.0	16	1	16	0-0	564.40

The Automated ScoreBook
Pitt Rushing/Receiving Game-by-Game (as of Oct 03, 2021)
All games

RUSHING	No-Yds/TD	MA	TENN	WMU	NH	GT
Abanikanda, Is	48-207/4	7-30/1	12-43/0	1--1/0	13-75/1	15-60/2
Davis, Vincent	56-203/2	6-32/1	19-33/1	11-38/0	7-50/0	13-50/0
Hammond Jr., R	32-185/3	8-45/0	DNP	1--8/0	17-100/3	6-48/0
Pickett, Kenny	36-142/2	6-39/0	10-19/1	9-57/0	5-6/1	6-21/0
Carter, Daniel	6-31/1	4-20/1	-	-	2-11/0	-
Jacques-Louis,	6-30/0	4-31/0	-	-	1--3/0	1-2/0
Davis, A.J.	2-21/1	2-21/1	DNP	DNP	DNP	DNP
Sibley Jr., To	5-19/0	2-14/0	-	DNP	3-5/0	-
Patti, Nick	1-9/1	1-9/1	DNP	-	-	-
Mack, Taysir	1-8/0	-	-	-	1-8/0	-
Stovall, Melqui	1-7/0	-	-	1-7/0	-	-
Addison, Jordan	1-5/0	-	1-5/0	-	-	-
TEAM	5--40/0	1--18/0	3--4/0	1--18/0	-	-

RECEIVING	No-Yds/TD	MA	TENN	WMU	NH	GT
Addison, Jordan	29-524/9	5-40/1	6-64/1	6-124/3	6-179/3	6-117/1
Mack, Taysir	16-304/2	3-34/0	4-100/0	2-23/0	2-26/1	5-121/1
Wayne, Jared	15-221/0	6-55/0	3-56/0	5-100/0	DNP	1-10/0
Krull, Lucas	15-193/5	5-58/1	3-33/1	3-36/2	2-21/0	2-45/1
Barden, Jaylon	7-155/1	1-47/0	-	2-60/1	3-33/0	1-15/0
Jacques-Louis,	9-110/1	3-33/0	1-6/0	-	4-50/1	1-21/0
Bartholomew,Gav	9-99/0	3-21/0	-	1-8/0	3-48/0	2-22/0
Abanikanda, Is	10-88/0	-	4-18/0	-	4-55/0	2-15/0
Stovall, Melqui	6-73/1	1-10/0	1-11/1	3-41/0	1-11/0	-
Bradley, Jaden	4-71/0	2-45/0	DNP	DNP	1-16/0	1-10/0
Davis, Vincent	9-66/0	1-9/0	3-13/0	3-23/0	-	2-21/0
Davis, A.J.	4-23/0	4-23/0	DNP	DNP	DNP	DNP
Vardzel,John	1-6/0	-	-	-	1-6/0	-
Tipton, Tre	1-6/0	-	-	-	1-6/0	-
Hammond Jr., R	1-4/0	-	DNP	-	1-4/0	-
Carter, Daniel	1-2/1	-	-	-	-	1-2/1

The Automated ScoreBook
Pitt Return Stats Game-by-Game (as of Oct 03, 2021)
All games

PUNT RETURNS	No-Yds	MA	TENN	WMU	NH	GT
Barden, Jaylon	5-37	2-7	-	-	2-28	1-2
Stovall, Melqui	7-3	2--8	1-5	2-13	2--7	-

KICK RETURNS	No-Yds	MA	TENN	WMU	NH	GT
Barden, Jaylon	4-83	1-47	3-36	-	-	-
Stovall, Melqui	3-46	-	-	2-43	1-3	-
Abanikanda, Is	1-18	-	-	-	1-18	-

INT. RETURNS	No-Yds	MA	TENN	WMU	NH	GT
Hill, Brandon	1-25	-	1-25	-	-	-
Petrishen, John	1-33	-	-	-	-	1-33
Mathis, Damarr	1-35	-	-	-	1-35	-
Bright, Cam	1-0	-	-	-	-	1-0

FUMBLE RETURNS	No-Yds	MA	TENN	WMU	NH	GT
----------------	--------	----	------	-----	----	----

The Automated ScoreBook
Pitt Sacks Game-by-Game (as of Oct 03, 2021)
All games

SACKS	UA-A	Total	MA	TENN	WMU	NH	GT
Baldonado,Habak	3-1	3.5	-	2.0-7	1.0-7	0.5-6	-
Campbell, Phil	3-0	3.0	1.0-7	-	1.0-10	1.0-10	-
Morgan, John	2-0	2.0	-	-	-	1.0-13	1.0-8
Petrishen, John	2-0	2.0	2.0-10	-	-	-	-
Kancey, Calijah	2-0	2.0	1.0-8	1.0-8	-	-	-
Dennis, SirVoce	1-0	1.0	-	-	-	DNP	1.0-14
Camp, Keyshon	1-0	1.0	-	1.0-12	-	-	-
Danielson,Devin	1-0	1.0	-	-	1.0-11	-	-
Green, David	1-0	1.0	-	1.0-7	-	-	-
Davis, Wendell	1-0	1.0	1.0-9	-	-	-	-
Alexandre,Desli	0-1	0.5	DNP	-	-	0.5-7	-

The Automated ScoreBook
Pitt Tackle For Loss Game-by-Game (as of Oct 03, 2021)
All games

TACKLES FOR LOSS	UA-A	Total	MA	TENN	WMU	NH	GT
Baldonado,Habak	4-3	5.5	-	2.0-7	2.5-11	0.5-6	0.5-1
Petrishen, John	3-3	4.5	2.0-10	0.5-0	-	0.5-2	1.5-9
Campbell, Phil	3-2	4.0	1.0-7	0.5-1	1.0-10	1.0-10	0.5-1
Dennis, SirVoce	2-3	3.5	0.5-1	-	0.5-0	DNP	2.5-17
Davis, Wendell	3-1	3.5	1.0-9	0.5-1	1.0-1	1.0-1	-
Morgan, John	3-0	3.0	-	-	-	1.0-13	2.0-10
Kancey, Calijah	3-0	3.0	1.0-8	1.0-8	1.0-4	-	-
Camp, Keyshon	2-1	2.5	-	1.0-12	-	-	1.5-3
George, Brando	2-0	2.0	-	-	-	2.0-4	-
Alexandre,Desli	1-2	2.0	DNP	1.5-5	-	0.5-7	-
Green, David	1-0	1.0	-	1.0-7	-	-	-
Pine, Chase	0-2	1.0	-	0.5-1	-	-	0.5-0
Bright, Cam	1-0	1.0	-	-	-	1.0-2	-
Danielson,Devin	1-0	1.0	-	-	1.0-11	-	-
Hill, Brandon	0-2	1.0	-	-	-	-	1.0-1
Hayes, Dayon	0-1	0.5	0.5-1	-	-	-	-
Tallandier, Ju	0-1	0.5	-	0.5-0	-	-	-
Hallett, Erick	0-1	0.5	-	-	-	0.5-1	-

The Automated ScoreBook
Pitt Fumbles Game-by-Game (as of Oct 03, 2021)
All games

FUMBLES	No-Lost	MA	TENN	WMU	NH	GT
TEAM	3-1	2-1	-	1-0	-	-
Pickett, Kenny	1-1	-	-	1-1	-	-
Stovall, Melqui	1-0	1-0	-	-	-	-
Hammond Jr., R	1-1	-	DNP	1-1	-	-
Barden, Jaylon	1-0	1-0	-	-	-	-
Davis, A.J.	1-1	1-1	DNP	DNP	DNP	DNP

FUMBLES FORCED	Number	MA	TENN	WMU	NH	GT
Camp, Keyshon	1	-	1	-	-	-
Baldonado,Habak	1	-	1	-	-	-
Hallett, Erick	1	1	-	-	-	-

FUMBLES RECOVERED	Number	MA	TENN	WMU	NH	GT
Baldonado,Habak	1	-	1	-	-	-
Camp, Keyshon	1	-	1	-	-	-
Hallett, Erick	1	1	-	-	-	-
Brima,Bam	1	DNP	DNP	DNP	1	DNP