



# VIRGINIA TECH

## 2021-22 MEN'S BASKETBALL



12 NCAA APPEARANCES / 13 NIT APPEARANCES (2 CHAMPIONSHIPS) /  
17 ALL-ACC SELECTIONS / 10 ALL-AMERICANS / 20 NBA DRAFT PICKS

GAME 20

### THE MATCHUP

#### VIRGINIA TECH HOKIES

10-9, 2-6 ACC

**Head Coach:** Mike Young (Emory & Henry, 1986)  
**Record at Virginia Tech:** 41-32 (3rd Season)  
**Career Record:** 340-276 (20th Season)  
**vs. Miami:** 2-4

VS

#### MIAMI HURRICANES

14-5, 6-2 ACC

**Head Coach:** Jim Larrañaga (Providence, 1971)  
**Record at Miami:** 214-135 (11th Season)  
**Career Record:** 684-469 (38th Season)  
**vs. Virginia Tech:** 9-14

GAME 20 | VIRGINIA TECH vs. MIAMI - JAN. 26, 2022 | 7PM | ACCN | BLACKSBURG, VA. | CASSELL COLISEUM (8,925)



@HokiesMBB

#### BROADCAST INFORMATION

##### TV | ACCN

Angel Gray, PxP  
Dan Bonner, Analyst

##### VIDEO STREAM

ESPN.com and ESPN app

##### RADIO | VT Sports Network

Tim Bickford, PxP  
Mike Burnop, Analyst

##### LIVE STATS

stats.hokiesports.com



@CanesHoops

### PROJECTED STARTERS

Virginia Tech	Ht.	Wt.	Yr.	Hometown	PPG	RPG	Other
G 5 Storm Murphy	6-0	185	Gr.	Middleton, Wis.	8.2	1.7	Four assists at UNC
G 0 Hunter Cattoor	6-3	200	Jr.	Orlando, Fla.	9.9	3.9	Reached double figures in 9 of last 13
G 4 Nahiem Alleyne	6-4	195	Jr.	Buford, Ga.	10.4	3.4	Season-high 22 points vs. Notre Dame
F 25 Justyn Mutts	6-7	230	Gr.	Millville, N.J.	10.5	7.3	First double-double of season at UNC
F 22 Keve Aluma	6-9	235	r-Sr.	Berlin, Md.	15.9	6.7	Scored double figures in 14 straight

Miami	Ht.	Wt.	Yr.	Hometown	PPG	RPG	Other
G 3 Charlie Moore	5-11	180	Sr.	Chicago, Ill.	12.5	2.8	#30 among active D1 players in assists
G 2 Isaiah Wong	6-3	185	So.	Piscataway, N.J.	16.7	3.9	Preseason 1st Team All-ACC
G 23 Kameron McGusty	6-5	190	r-Sr.	Katy, Texas	17.8	6.1	2x ACC Player of the Week
G 11 Jordan Miller	6-7	195	Jr.	Middleburg, Va.	8.4	5.7	Transfer from George Mason
F 21 Sam Waardenburg	6-10	225	r-Sr.	Auckland, NZ	7.9	3.6	Career-high 21 points vs. UNC

### KEY STORYLINES

#### THE SERIES

- Tech carries a two-game win streak in the series into Wednesday's ACC clash with Miami.
- The Hurricanes lead the all-time series, 24-19. The first game of the series was played on Jan. 10, 2001 in Blacksburg.
- Tech has won five of the previous seven head-to-head meetings. The previous three games have been decided by a combined 13 points.
- The Hokies swept the season series in 2020-21. It was the first sweep in the series by Tech since 2018-19 when the team beat the Canes twice in the regular season and then again in the

2019 ACC Tournament.

- Tech is 10-8 all-time against Miami in Blacksburg, including an 80-78 triumph at Cassell last season.

#### A WIN WOULD...

- Extend the Hokies' two-game win streak in the Miami series.
- Be Coach Young's third win over the Hurricanes, improving to 3-4 all-time.
- Hand the Hurricanes their second straight road loss of the season (3-1).
- Snap the Hokies' two-game losing streak, moving them to 3-6 in the ACC in the process.
- Improve Tech to 7-2 at home this season.

#### HOKIE HEADLINES

- Keve Aluma led the Hokies in scoring for the 11th time this season, pouring in 19 points in Monday's 78-68 loss at North Carolina. It was his 14 straight game scoring in double figures.
- Justyn Mutts notched his first double-double of the season at North Carolina (18 points, 10 rebounds), while 53.3 percent from the floor.
- Hunter Cattoor and Nahiem Alleyne combined to shoot 5 for 10 from beyond the arc at UNC. They scored 13 and 10 points, respectively.
- Aluma (962) and Mutts (977) are both on track to reach 1,000 career points this season.

### 2021-22 SCHEDULE

RECORD	10-9
ACC	2-6
NON-CONFERENCE	8-3
HOME	6-2
AWAY	3-5
NEUTRAL	1-2

Date	Opponent	TV	Time/Result
11/9	Maine	ACCNX	W, 82-47
11/12	at Navy <sup>1</sup>	CBSSN	W, 77-57
11/15	Radford	ACCNX	W, 65-39
11/18	St. Francis (Pa.)	ACCN	W, 85-55
11/21	Merrimack	RSN	W, 72-43
11/24	#9/10 Memphis <sup>2</sup>	ESPN2	L, 61-69
11/26	#25/RV Xavier <sup>2</sup>	ESPN2	L, 58-59

12/1	at Maryland <sup>3</sup>	ESPN2	W, 62-58
12/4	Wake Forest <sup>*</sup>	ACCN	L, 61-80
12/8	Cornell	ACCN	W, 93-60
12/12	at Dayton	ESPN2	L, 57-62
12/17	St. Bonaventure <sup>4</sup>	ESPN2	W, 86-49
12/22	at Duke <sup>*</sup>	ESPN2	L, 65-76
12/29	at North Carolina <sup>*</sup>	ESPN2	PPD

1/1	Pittsburgh <sup>*</sup>	ESPNU	PPD
1/4	NC State <sup>*</sup>	ACCN	L, 63-68
1/12	at Virginia <sup>*</sup>	ESPN2	L, 52-54
1/15	Notre Dame <sup>*</sup>	ACCN	W, 79-73
1/19	at NC State <sup>*</sup>	ACCN	W, 62-59
1/22	at Boston College <sup>*</sup>	RSN	L, 63-68
1/24	at North Carolina <sup>*</sup>	ACCN	L, 68-78
1/26	Miami <sup>*</sup>	ACCN	7 PM
1/29	at Florida State <sup>*</sup>	ABC	3 PM

2/2	Georgia Tech <sup>*</sup>	ACCN	9 PM
2/5	at Pittsburgh <sup>*</sup>	ACCN	7 PM
2/7	Pittsburgh <sup>*</sup>	ACCN	7 PM
2/12	Syracuse <sup>*</sup>	-	6 PM
2/14	Virginia <sup>*</sup>	ESPN	7 PM
2/19	North Carolina <sup>*</sup>	ESPN/2	4 PM
2/23	at Georgia Tech <sup>*</sup>	ESPN/2	9 PM
2/26	at Miami <sup>*</sup>	RSN	3 PM

3/1	Louisville <sup>*</sup>	ESPN/2	9 PM
3/5	at Clemson <sup>*</sup>	RSN	2 PM
3/8-12	ACC Tournament <sup>5</sup>	-	-

All Times Eastern

\* - ACC Game

1 - Veterans Classic (Annapolis, Md.)

2 - NIT Season Tip-Off (Brooklyn, N.Y.)

3 - Big Ten/ACC Challenge (College Park, Md.)

4 - Basketball Hall of Fame Shootout (Charlotte, N.C.)

5 - New York Life ACC Tournament (Brooklyn, N.Y.)

### CONTACT INFO

**Brian Cox** | Phone: (540) 250-0624

Email: bcox90@vt.edu

Associate AD, Creative Communications

**Will Copeland** | Phone: (757) 814-0930

Email: cwill99@vt.edu

Creative Communications Coordinator

## QUICK FACTS

### THE BASICS

University Name: Virginia Tech  
 Location: Blacksburg, Va.  
 Founded: 1872  
 Enrollment: 37,000  
 President: Dr. Timothy Sands  
 Director of Athletics: Whit Babcock  
 Nickname: Hokies  
 Mascot: HokieBird  
 Colors: Chicago Maroon and Burnt Orange  
 Affiliation: NCAA Division I  
 Conference: Atlantic Coast (18th Season)

### COURT FACTS

Carilion Clinic Court at Cassell Coliseum  
 Normal Capacity: 8,925  
 Record in Arena: 630-206  
 Largest Crowd: 11,500 (vs. Purdue, Dec. 3, 1966)

### INFORMATION

2020-21 Record: 15-7  
 Home/Away/Neutral: 10-2/3-3/2-2  
 Conference Record: 9-4  
 Home/Away: 6-1/3-3  
 Conference Finish: 3rd  
 Conference Tournament: Lost in quarterfinals  
 Starters Returning/Lost: 3/2  
 Letterwinners Returning/Lost: 7/5  
 Newcomers: 6

Total seasons: 114  
 First season: 1908-09  
 All-Time Record: 1,505-1,252  
 All-Time ACC Record: 129-166  
 All-Time ACC Tournament Record: 10-17  
 ACC Championship Game Appearances: 0  
 NCAA Tournament Appearances (Last): 12 (2021)  
 All-Time NCAA Record: 8-12



## MEDIA INFORMATION

### CREDENTIALS

Outlets interested in obtaining credentials to cover Virginia Tech basketball home games must apply for credentials via: [media.hokiesports.com/credentials](http://media.hokiesports.com/credentials).

You may also email: [bcox90@vt.edu](mailto:bcox90@vt.edu).

All credentials for Virginia Tech home games this season will be issued on a single-game basis, and media seating is extremely limited.

### INTERVIEW POLICY

During ACC play, Mike Young conducts weekly media press conferences, via Zoom. To request the Zoom link for a particular week, please email Brian Cox ([bcox90@vt.edu](mailto:bcox90@vt.edu)).

**Gamedays:** Coach Mike Young and requested players will be available to the media following a 10-minute cooling off period after the game. For home games, interviews of Coach Young and players will be conducted in-person in the Cassell Coliseum media center.

**Non-Gamedays:** All coach and player interview requests need to be arranged through the Virginia Tech Creative Communications Office - contact Brian Cox (c. 540-250-0624; e. [bcox90@vt.edu](mailto:bcox90@vt.edu)). Players and coaches should not be contacted directly under any circumstances.



## 2021-22 VIRGINIA TECH NUMERICAL ROSTER

No.	Name	Cl.	Pos.	Ht.	Wt.	Hometown	Previous School
0	Hunter Cattoor	Jr.	G	6-3	200	Orlando, Fla.	Bishop Moore
1	David N'Guessan	So.	F	6-9	205	De Lier, The Netherlands	Mt. Zion Prep
3	Sean Pedulla	Fr.	G	6-1	190	Edmond, Okla.	Edmond Memorial
4	Nahiem Alleyne	Jr.	G	6-4	195	Buford, Ga.	Mountain View
5	Storm Murphy	Gr.	G	6-0	185	Middleton, Wis.	Wofford
10	Camden Johnson	Fr.	G	6-1	175	Waxhaw, N.C.	Metrolina Christian Academy
11	Jalen Haynes	Fr.	F	6-8	250	Ft. Lauderdale, Fla.	Montverde Academy
13	Darius Maddox	So.	G	6-5	185	Bowie, Md.	Oak Hill Academy
14	Ben Varga	Fr.	G	5-10	170	Louisville, Ky.	St. Xavier
15	Lynn Kidd	So.	C	6-10	240	Gainesville, Fla.	Clemson
21	John Ojiako	Jr.	C	6-10	245	Lagos, Nigeria	Admiral Farragut (Fla.)
22	Keve Aluma	r-Sr.	F	6-9	235	Berlin, Md.	Wofford
25	Justyn Mutts	Gr.	F	6-7	230	Millville, N.J.	Delaware

## COACHING & SUPPORT STAFF

**Head Coach:** Mike Young (Emory & Henry, 1986)  
**Record at VT:** 41-32 (3rd Year)  
**Overall Record:** 340-276 (20th Year)  
**Associate Head Coach:** Mike Jones (1st Year)  
**Assistant Coach:** Christian Webster (6th Year)  
**Assistant Coach:** Kevin Giltner (3rd Year)  
**Chief of Staff:** Stephanie Ballein (3rd Year)  
**Special Assistant for Recruiting:** Matt Olinger (3rd Year)  
**Director of Player Personnel:** Ryan Nadeau (4th Year)  
**Special Assistant to the Head Coach:** Ace Custis (3rd Year)  
**Strength & Conditioning:** David Jackson (14th Year)  
**Athletic Trainer:** Hisham Ziyout (3rd Year)

## PRONUNCIATION GUIDE

Hunter Cattoor	cuh-TOUR
David N'Guessan	GUH-sahn
Sean Pedulla	puh-DOOL-uh
Nahiem Alleyne	nah-HEEM ah-LEAN
Jalen Haynes	JAY-lin HAY-nes
Ben Varga	VAR-guh
John Ojiako	oh-GEE-ah-koh
Keve Aluma	kev-AYE ah-LOU-muh
Justyn Mutts	JUST-in

## ROSTER BY CLASS

Freshmen (4)	Sophomores (3)	Juniors (3)	Seniors (3)
Jalen Haynes	Lynn Kidd	Nahiem Alleyne	Keve Aluma*
Camden Johnson	Darius Maddox	Hunter Cattoor	Storm Murphy^
Sean Pedulla	David N'Guessan	John Ojiako	Justyn Mutts^

Ben Varga

\* = Redshirt

^ = Graduate Student

## SOCIAL



BY THE NUMBERS

20

The 2021-22 season is the 20th of Mike Young's head coaching career. He has logged a 340-276 (.552) career record as the head whistle.

5

Keve Aluma has scored 20 or more points five times this season. Four of those games have been against ACC competition.

3

Virginia Tech will be aiming for its third straight win over Miami, tying for the longest active win streak by the Hokies against an ACC foe (Clemson and Notre Dame are also at three games).

NOTEWORTHY

ON A ROLL

- Not many in the country have played better than Keve Aluma as of late.
- The redshirt senior has scored double figures in 14 straight games for the first time in his career.
- It's the longest double-digit scoring streak by a Hokie since Zach LeDay put together 23 straight during the 2016-17 season.

MAKE OR BREAK WEEK

- Tech braces for a pivotal stretch in its season this week. The Hokies are set to face three of the ACC's top six teams beginning Monday night at North Carolina.
- Following the UNC game, Tech welcomes Miami to Cassell on Wednesday night before traveling to Tallahassee for Saturday's showdown with league leader Florida State.

GET IT IN THE PAINT

- In Tech's two games against Notre Dame and NC State, the Hokies produced over 30 points in the paint, leading to two wins.
- When Tech scores 30 points in the paint, the team has a 6-2 record. The lone two losses were to Duke and North Carolina.
- "Every chance you can get to touch it down [to the bigs, Mutts and Aluma], the coaches make a good point: You have to touch them," Sean Pedulla said of the inside-out approach by the Hokies. "It's not like a black hole where some big guys, you throw it in and never see it again. They're looking to pass it back out to you, so whenever you throw it back, it's just get to the open spot. Thought process is just get it down to them, and we're at our best when we're playing inside-out."

WINS VS. LOSSES

- Below is a breakdown of Tech's stats comparing wins and losses.

Wins	Stat	Losses
76.3	Points Per Game	60.9
54.0	Opp. Points Per Game	68.2
.506	FG Percentage	.413
.434	3FG Percentage	.332
35.7	Rebounds Per Game	28.8
14.2	Assists Per Game	13.1
11.3	Turnovers Per Game	10.4

INCONSISTENCY ON THE GLASS

- The Hokies put together a clinic on the boards against the Wolfpack, who are third

in the league in rebounds. Tech held a 37-26 advantage on the glass.

- Justyn Mutts and Keve Aluma accounted for 20 of Tech's 37 rebounds, which were a season-high in ACC contests for the Hokies.
- NC State's 26 rebounds were the fewest it's had all season and the league's second-leading rebounder, Dereon Seabron, tied a season-low in rebounds with five.
- Fast forward to Saturday's game at Boston College and the Hokies were out-rebounded by 15, its worst rebounding margin of the season. Tech had not lost the rebounding battle by 15 or more since March 10, 2020 vs. North Carolina in the ACC Tournament (-15).
- Against the Tar Heels, who lead the ACC and rank eighth nationally in rebounding margin (+9.2), the Hokies gave up 16 offensive rebounds for the second straight game. They lost the rebounding battle, 43-32.
- North Carolina's Armando Bacot pulled down 20 rebounds, becoming the first opposing player to record 20 or more rebounds against the Hokies since Tech joined the ACC.

KEEP BELIEVING

- The Hokies were 0-5 when trailing at the half before the Notre Dame game, in which they trailed 40-32 at halftime. Shooting 70 percent from the field and 63 percent from three in the second half spurred on Tech's rally.
- Virginia Tech trailed by 10 with 14:53 remaining in the second half. The last time the Hokies erased a 10-point deficit and won the game was against Virginia on Jan. 30, 2021.
- "First of all, what a great atmosphere," Notre Dame head coach Mike Brey said after the game. "I thought the Virginia Tech crowd kept their team believing the whole time."

MUTTS-SEE TV

- Justyn Mutts is one of the most dynamic players on the Tech roster. That was on full display vs. the Irish where Mutts dialed up a season-high 24 points. It tied for the most points he's scored in a Tech uniform (3/11/21 vs. North Carolina).
- However, rewind to Wednesday when he finished the UVA game with two points on 1-2 shooting, that didn't sit well with Coach Young.
- The two met prior to Thursday's (1/13)

practice where Young asked Mutts what he needed of his head coach and what he could do to get Mutts going. "He's a terrific passer and he becomes so set in that and making the right pass instead of [having the mindset of] lay your ears back and go play," Young offered.

- In other words, when Mutts is the aggressor and more assertive, good things happen.

DOUBLE-DOUBLE KEVE

- Keve Aluma leads the Hokies with four double-doubles this season.

Dbl-Dbl	Opponent	Points	Rebounds
1	vs. Memphis	14	11
2	at Maryland	17	12
3	at Duke	25	10
4	at NC State	10	11

- Aluma has reached double-figure scoring in 17 of Tech's 19 games and double-figure rebounding in four games.

MOMENTUM ON OUR SIDE

- With its third-place finish in the regular-season standings in 2020-21, Tech has finished in the top five of the ACC two of the last three seasons.
- Placing third tied for the highest ACC finish in school history as the Hokies tied for third in 2006-07 and 2009-10.
- If Tech can post a top-five ACC finish this season, it would mark the third time in four years accomplishing that feat.

Season	Head Coach	Record (Conf.)	Finish
2018-19	Buzz Williams	26-9 (12-6)	5th
2019-20	Mike Young	16-16 (7-13)	T10th
2020-21	Mike Young	15-7 (9-4)	3rd
2021-22	Mike Young	10-9 (2-6)	-

- The Hokies charted five top-five ACC finishes in seven years from 2004-05 to 2011-12.

BENCH PRODUCTION

- Through 19 games, the Hokies' reserves are averaging 14.1 points per game.
- Tech has gone over the 30-point threshold three times, with a season-high 36 points coming against Maine and Cornell.
- However, the Virginia game was the second time in three outings where Tech only managed two points from the bench.
- The Hokies only managed 21 points in their five ACC games before going off for 17 at

NC State.

## DEGREES ON DEGREES

- Storm Murphy and Justyn Mutts are both in grad school at Virginia Tech.
- Murphy graduated from Wofford with a finance degree in May 2021 and is currently pursuing a graduate degree in leadership studies within the Agricultural and Life Sciences program at Virginia Tech.
- Mutts graduated with a psychology degree from Delaware and completed his master's degree at Tech in agricultural and life sciences with a concentration in education in May 2021. He's currently pursuing his second master's degree in educational psychology.
- Keve Aluma earned his first undergraduate degree in human development from Virginia Tech in May 2021 and is currently working on his second undergraduate degree in sociology.

## PUT THE CLAMPS ON 'EM

- Through the first five games of the season, the Hokies held each of their opponents below 60 points. Their 60.74 scoring defense average ranks second in the ACC and 19th nationally.

Rank	School	Games Played	Points Allowed	Average
1	Virginia	20	1187	59.35
2	Virginia Tech	19	1154	60.74
3	Pittsburgh	19	1245	65.53
4	Duke	18	1181	65.61
5	Notre Dame	18	1199	66.61

- The last time Tech opened the season holding its first five opponents below 60 points was the 1946-47 season. That season, the Hokies held their first 18 opponents below the 60-point threshold.
- In addition to their scoring defense, the Hokies rank fourth in the ACC in field-goal percentage defense (.413).
- Tech held its first six opponents of the season below 40 percent shooting before Xavier shot 47.8 percent against the Hokies on Nov. 26.

## OWNING THE ARC

- The 3-point line has been under new management 19 games into the 2021-22 season. Tech has owned both sides of the arc, ranking first in 3FG% defense (.288) and first in 3FG% (.387) among ACC programs. The Hokies are also third in 3-pointers made per game (8.4).

## WINNING THE TURNOVER BATTLE

- Through 19 games this season, Tech has won the turnover battle 13 times, posting an 8-5 record.
- The Hokies rank sixth in the ACC and 30th nationally in turnovers per game (10.9).

## TECH SIGNS NO. 26 CLASS IN THE COUNTRY

- Coach Young announced the signing of three standout recruits during the early signing period, which began on Nov. 10. The Hokies are set to welcome MJ Collins (Rock Hill, S.C.), Patrick Wessler (Matthews, N.C.) and Rodney Rice (Clinton, Md.) to Blacksburg next summer as part of Tech's 26th-ranked recruiting class according to 247Sports.



## STANDINGS

TEAM	OVERALL	ACC	PCT
1. Florida State	13-5	6-2	.722
Miami	14-5	6-2	.737
3. Duke	15-3	5-2	.833
4. Notre Dame	12-6	5-2	.667
5. Wake Forest	17-4	7-3	.810
6. North Carolina	13-6	5-3	.684
7. Virginia	12-8	6-4	.600
8. Louisville	11-9	5-5	.550
9. Clemson	11-8	3-5	.579
10. Syracuse	9-10	3-5	.474
11. Boston College	8-10	3-5	.444
12. NC State	10-10	3-6	.500
<b>13. Virginia Tech</b>	<b>10-9</b>	<b>2-6</b>	<b>.526</b>
14. Pitt	7-12	2-6	.368
15. Georgia Tech	8-10	1-6	.444

## PREDICTED ORDER OF FINISH

TEAM (FIRST-PLACE VOTES)	POINTS
1. Duke (47)	1132
2. Florida State (14)	1034
3. North Carolina (5)	1001
4. Virginia (9)	949
<b>5. Virginia Tech (5)</b>	<b>857</b>
6. Louisville (1)	791
7. Syracuse	781
8. Notre Dame	599
9. NC State	555
10. Georgia Tech	524
11. Clemson	430
12. Miami	428
13. Wake Forest	274
14. Pitt	253
15. Boston College	112

## PRESEASON ALL-ACC TEAM

### First Team

Buddy Boenheim, Syracuse  
**Keve Aluma, Virginia Tech**  
 Paolo Banchemo, Duke  
 Armando Bacot, North Carolina  
 Isaiah Wong, Miami (Fla.)

### Second Team

Michael Devoe, Georgia Tech  
 Kihei Clark, Virginia  
 Prentiss Hubb, Notre Dame  
 Mark Williams, Duke  
 Wendell Moore Jr., Duke  
 Malik Williams, Louisville  
 Caleb Love, North Carolina

## PRESEASON ACC PLAYER OF THE YEAR

Paolo Banchemo, Duke

## PRESEASON ACC FRESHMAN OF THE YEAR

Paolo Banchemo, Duke



## REUNITED IN BLACKSBURG

- Keve Aluma, Storm Murphy and Coach Young spent two seasons (2017-19) together at Wofford, highlighted by their 2018-19 season that included a first-round win (84-68) over Seton Hall in the 2019 NCAA Tournament.
- Upon Aluma's and Young's departure from Wofford, Murphy stuck around in Spartanburg, South Carolina, guiding the Terriers to a 34-25 record.
- While together at Wofford, the trio combined for a 51-18 (.739) mark.

## WHO IS THIS GUY?

- Keve Aluma only attempted one 3-pointer in his two seasons at Wofford. In Coach Young's words, "it wasn't even close."
- Fast forward two seasons and Aluma has become a post player with range from beyond the arc. He attempted 57 threes in his Hokie debut in 2020-21, knocking down 20 of them for a 35.1 percent clip.
- After going 2-16 through Tech's first eight games this season, Aluma knocked down four of his seven attempts from long range vs. Wake Forest.

## JUSTYN TIME

- Coach Young has gone on record saying, "Justyn Mutts was probably the key to our year last year."
- The Delaware transfer was the Hokies' fourth-leading scorer from last season (9.5) and second-leading rebounder (6.4).
- From Dec. 29, 2020 through the end of the season, Mutts scored at least nine points in 11 of Tech's 14 games. The Millville, New Jersey native twice broke the 20-point plateau - at Miami (Fla.) (22) and vs. North Carolina (24) - during that stretch.

## LOGGING THE MINUTES

- Storm Murphy logged 3,723 minutes in his career entering this season, which is the 16th-most of anyone in the country returning for 2021-22.
- He ranked ninth in that category among point guards.

Rk	Name	School	Minutes
1	Jacob Gilyard	Richmond	4,372
2	Jordan Bohannon	Iowa	4,304
3	Jahlil Jenkins	Stony Brook	4,287
4	Marreon Jackson	Arizona State	4,158
5	Jarrold West	Louisville	4,096
6	Holland Woods	Grand Canyon	3,973
7	Pinky Wiley	Hampton	3,917
8	Kevin Johnson	UIC	3,793
9	Storm Murphy	Virginia Tech	3,723
10	Geo Baker	Rutgers	3,686

## GOOD THINGS COME IN THREES

- Tech has three fifth-year seniors on its roster in Keve Aluma, Storm Murphy and Justyn Mutts.

- They have combined for 9,711 minutes played, 356 games played and 3,410 points scored.

## ALUMA-NATING

- After sitting out the 2019-20 season due to NCAA transfer policy, Keve Aluma bursted onto the scene in Blacksburg.
- He has steadily expanded his game to the point where he led the Hokies in multiple categories last season.

Stat	Total	Team Rank
Games Started	22	T1st
Field Goals Made	118	1st
Free Throws Made	78	1st
Points	334	1st
Rebounds	174	1st
Blocks	29	1st
Minutes	674	1st

## IT'S IN THE NAME

- Storm Murphy's first name comes from his Mom's maiden name - Storm, in addition to being born in January during a snowstorm in Wisconsin.

## TRACKING THE TREY

- Coach Young's last four teams at Wofford all finished inside the top 10, nationally, in 3-point field-goal percentage.
- With the addition of Storm Murphy, Tech will look to make a big jump in this category in 2021-22.

Season	School	3FG%	Rank
2021-22	Virginia Tech	38.7	14th
2020-21	Virginia Tech	35.4	95th
2019-20	Virginia Tech	35.2	81st
2018-19	Wofford	41.4	2nd
2017-18	Wofford	41.3	5th
2016-17	Wofford	40.3	7th
2015-16	Wofford	40.8	8th

## BOLD PREDICTION

- During the Oct. 26 airing of "Nothing But Net," basketball analyst Luke Hancock picked Virginia Tech as his bold prediction to win the ACC regular season championship.
- Hancock cited bringing back a ton of veterans, including Keve Aluma, who he believes will make a run at ACC Player of the Year.

## MUTTS APPROACHING 1K POINTS

- Graduate student Justyn Mutts is nearing the 1,000-point milestone. Mutts has tallied 977 career points along stops at High Point, Delaware and now, Virginia Tech.
- He manufactured an impressive 401 points in his redshirt-sophomore season at Delaware before transferring to Blacksburg.

## ELITE CHARGE TAKER CATTOOR

- Junior guard Hunter Cattoor drew a charge at North Carolina, running his season total to 11 charges drawn for the season. - h/t David Cunningham



The 2021-22 season marks the 20th for Mike Young as a head coach.

## SPECIALTY STAT TRACKER

Opponent	Off TOs	Paint	2nd Chance	FB	Bench
Maine	22	42	8	2	36
at Navy	19	36	9	6	10
Radford	12	26	6	1	18
St. Francis (Pa.)	10	40	17	7	34
Merrimack	16	24	10	4	23
vs. Memphis	3	20	7	9	5
vs. Xavier	21	24	3	4	10
at Maryland	12	20	15	3	9
Wake Forest	10	28	6	4	7
Cornell	18	40	13	7	36
at Dayton	19	26	12	7	11
vs. St. Bonaventure	16	26	13	3	24
at Duke	13	36	8	4	2
NC State	12	28	11	4	7
at Virginia	3	20	2	3	2
Notre Dame	9	32	6	0	3
at NC State	11	34	13	7	17
at Boston College	11	26	4	2	8
at North Carolina	7	36	10	2	6
Miami					
at Florida State					
Georgia Tech					
at Pittsburgh					
Pittsburgh					
Syracuse					
Virginia					
North Carolina					
at Georgia Tech					
at Miami					
Louisville					
at Clemson					
ACC Tournament					

<b>Total +/-</b>	<b>+30</b>	<b>+46</b>	<b>+14</b>	<b>-42</b>	<b>-36</b>
<b>Season Highs</b>	<b>22</b>	<b>42</b>	<b>17</b>	<b>9</b>	<b>36</b>

## FAST BREAK

Tech has registered **two** wins over Top-5 programs under head coach Mike Young - most recently an 81-73 win over No. 3 Villanova on Nov. 28, 2020.

## THE OPPONENT

### SCOUTING THE HURRICANES



### STAT LEADERS

Scoring	G-GS	Pts.	PPG
Kameron McGusty	19-19	338	17.8
Isaiah Wong	19-19	317	16.7

Rebounding	G-GS	Rebs.	RPG
Kameron McGusty	19-19	116	6.1
Jordan Miller	19-16	108	5.7

Assists	G-GS	Asts.	APG
Charlie Moore	19-19	72	3.8
Isaiah Wong	19-19	44	2.3

Blocks	G-GS	Blks.	BPG
Sam Waardenburg	17-16	20	1.2
Anthony Walker	19-0	12	0.6

Steals	G-GS	Stls.	SPG
Charlie Moore	19-19	36	1.9
Kameron McGusty	19-19	32	1.7

### ABOUT MIAMI

- The Hurricanes (14-5, 6-2 ACC) are currently tied atop the ACC standings with Sunshine State rival Florida State as we head into the final week of January.
- Miami's two conference setbacks came against FSU, including a 61-60 decision at home in its last time on the floor. After trailing by as many as 26 in the second half, the Hurricanes stormed back and almost completed the largest comeback in ACC history, falling a point short.
- Miami has only played two road games in ACC play, splitting the results with a 76-74 win against No. 2 Duke and a one-point loss to Florida State.
- Sixth-year senior Kameron McGusty leads the charge for the Canes, averaging 17.8 points and 6.1 boards per game. A pesky guard on the defensive end, he joins David Collins (Clemson) as one of two players to be top-10 in the conference in steals and defensive rebounds.
- Taking care of the rock is an emphasis for Miami, which has the fewest turnovers in the ACC. On the other end of the floor, the Canes are second in the league in steals.
- Jim Larrañaga is in his 10th season at the

helm of Miami, having led the Canes to four NCAA Tournament trips. A two-time ACC Coach of the Year and one-time National Coach of the Year award winner, Larrañaga is the ninth winningest active DI coach in the country.

### TEAM COMPARISON

VT	Stat	UM
69.0	Points Per Game	75.9
60.7	Opponents Points Per Game	71.7
+8.3	Scoring Margin	+4.2
32.4	Rebounds Per Game	31.2
+0.2	Rebounding Margin	-5.0
.463	FG Percentage	.466
.413	FG Percentage Defense	.452
.387	3FG Percentage	.357
.287	3FG Percentage Defense	.354
8.4	3FG Made Per Game	7.5
.741	FT Percentage	.741
13.7	Assists Per Game	13.1
10.9	Turnovers Per Game	9.3

### LAST TIME VS. MIAMI

- Virginia Tech's and Miami's last meeting was settled in overtime, as the Hokies escaped Coral Gables, Florida with an 80-76 win.
- The Hokies led 31-28 at the break after Keve Aluma had 11 points in the first 20 minutes. It was a lead that Tech was lucky to hold after turning the ball over eight times in the half.
- In the second half, Joe Bamisile and Justyn Mutts provided a spark. The Hokies' lead grew to as many as nine points before Miami went on a 10-0 run to switch the deficit in the Canes' favor.
- A go-ahead three with two seconds remaining seemed to be the dagger that would give Miami the win until Hunter Cattoor nailed a buzzer-beater from beyond the arc to force overtime at 74-74.
- In OT, the Hokies limited Miami to two points - both coming from the free-throw line - and forced three turnovers pull off a four-point win.

### LAST TIME OUT

Virginia Tech (10-9-2-6 ACC) vs- North Carolina (13-6-5-3 ACC)  
01/24/22 at Smith Center, Chapel Hill, NC

VT	NC
33	35
37	41

VT	NC
13-27	48-15%
5-10	50.00%
2-4	50.00%
22-28	46.6%
7-18	38.9%
7-11	63.6%

VT	NC
33	35
37	41

### 2021-22 HONORS WATCH



#### Keve Aluma

*Naismith Memorial Basketball Hall of Fame*

- Karl Malone Award Watch List

#### ACC Preseason Voting

- First-Team All-ACC

#### The Athletic

- College Basketball's Top-20 Bigs - No. 18

#### ESPN

- MBB Top-25 Players for 2021-22 - No. 19

#### Lute Olson Award

- Lute Olson Award Preseason Watch List
- Lute Olson Award Mid-Season Watch List

#### Wooden Award

- Wooden Award Preseason Watch List

#### Nahiem Alleyne

*NIT Season Tip-Off*

- All-Tournament Team

#### Hunter Cattoor

*Basketball Hall of Fame Shootout*

- Most Valuable Player



Hunter Cattoor was named MVP of the Basketball Hall of Fame Shootout vs. St. Bonaventure after delivering a career-high 21 points on 6-of-7 shooting.

## THIS IS HOME

- Shout-out to David Cunningham of Tech Sideline for the below excerpt from an interview he had with Justyn Mutts.



## CHALLENGING NONCON

- Coach Young's nonconference scheduling philosophy is quite different from his predecessor - one in which should provide plenty of Quadrant 1 and Quadrant 2 opportunities for the NCAA Tournament resume.
- The Hokies have the potential to play up to six Quadrant 1 or 2 games in their nonconference slate, highlighted by games vs. Memphis, vs. Xavier, at Maryland and vs. St. Bonaventure.
- It's important to note, Tech secured two Quadrant 1 wins all of last season (vs. Villanova and vs. Virginia).
- Six of the Hokies' 11 nonconference games will be played either on the road or at neutral sites.
- Three of Tech's nonconference opponents appeared in the AP preseason poll: No. 12 Memphis, No. 21 Maryland and No. 23 St. Bonaventure.

## HOKIES IN PRIMETIME

- If you're a night owl, then the Hokies' 2021-22 schedule will be right up your ally.
- Tech is set to appear in at least 11 games this season with an official start time of 8 p.m. or later. Seven of those games will tip at 9 p.m. or later.

## PROGRAM WIN NO. 1,500

- Virginia Tech earned its 1,500th program win Nov. 21 vs. Merrimack, becoming the 90th men's basketball program in Division I history to achieve the mark.
- Tech joined ACC counterparts North Carolina, Duke, Syracuse, Notre Dame, NC State, Louisville, Virginia, Pitt and Wake Forest as the 10 conference programs that have reached the milestone.

## NATIONAL POLLS

### ASSOCIATED PRESS POLL

Updated: Jan. 24

Rank	School	Record	Points
1	Auburn (45)	18-1	1504
2	Gonzaga (15)	15-2	1475
3	Arizona (1)	16-1	1381
4	Baylor	17-2	1335
5	Kansas	16-2	1281
6	Purdue	16-3	1119
7	Houston	17-2	1116
	UCLA	13-2	1116
9	Duke	15-3	1017
10	Michigan State	15-3	979
11	Wisconsin	15-3	894
12	Kentucky	15-4	822
13	Texas Tech	15-4	766
14	Villanova	14-5	713
15	USC	16-2	711
16	Ohio State	12-4	584
17	Providence	16-2	542
18	Tennessee	13-5	419
19	LSU	15-4	399
20	UConn	13-4	284
21	Xavier	14-4	269
22	Marquette	14-6	177
23	Iowa State	14-5	167
24	Illinois	13-5	155
25	Davidson	16-2	132

**Receiving Votes:** BYU 120, Alabama 77, Texas 61, Colorado State 57, Florida State 50, Loyola Chicago 21, Oregon 19, Wake Forest 12, Murray State 10, Indiana 10, Iowa 8, TCU 6, Miami 4, Saint Mary's 3, Boise State 3, Florida 3, Wyoming 2, Seton Hall 1, Iona 1

**Dropped from Rankings:** Loyola Chicago 22, Texas 23

### USA TODAY COACHES' POLL

Updated: Jan. 24

Rank	School	Record	Points
1	Gonzaga (18)	15-2	784
2	Auburn (13)	18-1	777
3	Arizona (1)	16-1	724
4	Baylor	17-2	690
5	Kansas	16-2	667
6	Purdue	16-3	589
7	Duke	15-3	567
8	UCLA	13-2	551
9	Houston	17-2	538
10	Michigan State	15-3	501
11	Wisconsin	15-3	466
12	Villanova	14-5	423
13	Kentucky	15-4	400
14	Texas Tech	15-4	396
15	USC	16-2	333
16	Ohio State	12-4	311
17	Providence	16-2	293
18	LSU	15-4	171
19	UConn	13-4	165
20	Tennessee	13-5	154
21	Illinois	13-5	139
22	Colorado State	15-1	126
23	Xavier	14-4	107
24	Iowa State	14-5	99
25	Texas	14-5	73

**Receiving Votes:** Alabama 53, Marquette 44, BYU 36, Seton Hall 32, Davidson 30, Miami 22, Loyola Chicago 21, Oregon 18, Florida State 18, Indiana 17, Boise State 14, Texas A&M 12, TCU 10, Wake Forest 9, Iowa 8, Murray State 5, San Francisco 3, Saint Mary's 2, Wyoming 1, UAB 1

**Dropped from Rankings:** Loyola Chicago 24

### TRACKING TECH

	AP	Coaches
Preseason	RV	RV
11/15	RV	-
11/22	RV	RV
11/29	RV	-
12/6	-	-
12/13	-	-
12/20	RV	-
12/27	-	-
1/3	-	-
1/10	-	-
1/17	-	-
1/24	-	-
1/31	-	-
2/7	-	-
2/14	-	-
2/21	-	-
2/28	-	-
3/7	-	-
3/14	-	-
Final	-	-

#### Ratings Tracker (through Jan. 24)

ESPN.com BPI	26
KenPom.com	40
NCAA NET Rankings	56
Sagarin	45

#### Virginia Tech's "Best" NET Wins:

75 - Notre Dame  
93 - St. Bonaventure  
118 - Navy



**NOTEWORTHY**

**STORM WARNING**

- Grad student Storm Murphy takes over the reins at point guard following the graduation of Wabissa Bede.
- The Wofford transfer averaged 17.8 points, 3.3 rebounds and 4.3 assists last season. He was one of only 11 players to average that stat line or better nationally.
- Murphy tallied double figures in 21 of 24 contests, including 10 20-point performances, and dished over five assists on eight occasions.
- He concluded his Wofford career with 1,315 points to finish 24th on the program's all-time scoring list.
- The First-Team All-SoCon selection will provide a scoring threat from outside, as he shot 40 percent from three last season.
- Murphy knocked down 70 3-pointers a year ago. In comparison, Bede connected on 12 with a 24.5 percent clip.

**DANCIN' IN YEAR TWO**

- In previous seasons in Virginia Tech history, the fastest head coach to make the NCAA Tournament was in Year Three. Those Hokies were Howie Shannon, Charlie Moir and Buzz Williams.
- Therefore, with Mike Young doing so in Year Two, he became the fastest Tech coach to make The Dance.

**HOKIE CENSUS**

- Tech has 13 players on the squad who represent eight states and two international countries (Netherlands, Nigeria).
- Florida leads the way with three players – Hunter Cattoor, Lynn Kidd and Jalen Haynes – while Maryland has two players – Keve Aluma and Darius Maddox.

**BOUNCEBACK MENTALITY**

- Tech doesn't lose back-to-back games as it did against Memphis and Xavier, often.
- Young and the Hokies were 5-1 last season after a loss with their lone back-to-back losing skid coming at the end of the season to North Carolina in the ACC Tournament and Florida in the NCAA Tournament.
- In 2019-20, Young had five wins following a loss.

**50 SPOT**

- Tech shot over 50 percent in a game five times during the 2020-21 season - going 5-0.
- Since Young got to Blacksburg, the Hokies are 16-1 in contests shooting 50 percent or greater, with the lone loss coming to BYU on Nov. 27, 2019 in the fifth-place game of the Maui Jim Maui Invitational.
- Over the last decade (2010-11 season to present), Tech is 87-12 when shooting 50 percent or better.

**LEADING AT THE BREAK**

- Over the last two seasons, Tech is 21-5 when leading at halftime, with two of the losses coming against North Carolina and Florida to end the 2020-21 season.
- The Hokies are 34-9 in the Mike Young era when up at half.

**GREEN-LIGHTED FROM THREE**

- With the potential lineup of Storm Murphy, Hunter Cattoor, Nahiem Alleyne, Justyn Mutts and Keve Aluma, all five of those players have the green light from distance.
- The last team Coach Young had with this type of threat from deep was his 2018-19 Wofford squad, which ranked second nationally in 3-point accuracy (41.4). The Terriers finished 30-5 that season, including

an unbeaten mark in SoCon action, and reached the second round of the 2019 NCAA Tournament.

**RANKED WINS BECOMIN' COMMON**

- Tech had four ranked wins last season, tying the most-ever in school history (set 2017-18).

**REACH OUR POTENTIAL**

- When asked how he'd define success for this season, Coach Young expressed he wanted the Hokies to reach their potential.
- "That will be a real success for me," he said, "And I'll get back to the mountains of North Carolina this spring and fish with a big smile on my face."

**ACC POY CONVERSATION**


- Keve Aluma is undoubtedly in the conversation for ACC Player of the Year heading into the 2021-22 season.
- The 6-foot-9 forward was a Second-Team All-ACC pick last season, four points behind Virginia's Sam Hauser for the final spot on the first team.
- With the entire All-ACC first team gone, Aluma is the leading returning point getter from the all-conference voting a year ago.

Finish	Player	School
6th	Keve Aluma	Virginia Tech
12th	Isaiah Wong	Miami
14th	Prentiss Hubb	Notre Dame
15th	Armando Bacot	North Carolina

**PREGAME VIBES**

- Curious what Mike Young may listen to in the locker room pregame? During the Dec. 7 airing of Packer and Durham, Young pointed out he and David Jackson (Tech's strength and conditioning coach) listen to Pearl Jam, Bruce Springsteen and Rolling Stones prior to the team returning to the locker room.





CASSELL COLISEUM - RENDERING OF PROPOSED \$75 MILLION-PLUS RENOVATION OF VIRGINIA TECH'S HOME VENUE

**REACH FOR EXCELLENCE**


- Virginia Tech announced on April 20, 2021 a \$400 million fundraising campaign to propel Hokie sports to the forefront of the Atlantic Coast Conference, prepare generations of student-athletes for success in life, and raise the university's profile nationwide.
- The campaign will leverage the momentum of recent successes on the field and in fundraising, such as adding about 10,000 more Hokie Club members in the past five years and opening the Student-Athlete Performance Center, thanks to a record gift. Still, leaders acknowledged that the athletics enterprise needs an infusion of revenue in order to compete at the top of the ACC.
- The budget increase will support athletics in three primary areas: facilities, coaching, and the student-athlete experience.



- The Reach for Excellence campaign has five main pillars, which are:
  - A football enhancement fund to build a program that consistently competes at the top of the ACC, by allotting \$30 million over time for recruiting, assistant coaches' salaries, quality-control coaches, player development, and capital needs.
  - Renovations to improve Cassell Coliseum, with at least \$50 million to be raised privately.
  - The Drive for 25 initiative to increase Hokie Club membership to 25,000 and raise \$20 million annually for student-

athlete scholarships.

- Striving for comprehensive excellence for all sports by providing operating expenses, facility improvements, nutritional and strength and conditioning programs, and more.
- Increasing the number of student-athlete scholarship endowments to expand capacity to support students and broaden reach in recruiting.
- When it's filled with nearly 10,000 fans cheering the Hokies to victory in the last seconds of a basketball game, Cassell Coliseum is an amazing sight. But when it's empty, the home of Virginia Tech basketball, volleyball, and wrestling shows its age. Built in the early 1960s, the Coliseum is due for an extensive renovation.
- Plans call for a completely redesigned experience, including:
  - A new glass entrance along Washington Street
  - Extended concourse areas along both sides to allow fans easier access to different sections of the coliseum
  - The addition of high-end premium seating areas, including club seating and luxury suites on both sides
- This much-needed \$75 million-plus project, helped by at least \$50 million in private support, would create one of the best home venues in the ACC.



**“HOKIE TRACKS”**



**COMMENTS THAT LEFT AN IMPRESSION**

“This team isn't getting the same amount of attention as other teams in the ACC, but it's likely going to start three fifth-year seniors and two juniors. That type of experience can't be understated.”

- **Jon Rothstein, College Hoops Today**

“Keep an eye baby on the Hokies.”

- **Dick Vitale, ESPN**

“Just so good to have him here. He affects a lot of things. He affects the energy of practice, he affects the winning culture and he's been a part of a lot of winning. I've so thoroughly enjoyed coaching him for his first two years. He's a star. You'll see him coming here in a second and he'll look like your paper boy [...].”

- **Mike Young on Storm Murphy**

“He has as high a basketball IQ as I've been around in 36 years. He's a dynamic athlete. He came to us as a good basketball player, but he's grown by leaps and bounds through his game, his ability to shoot, his ability to make plays off the bounce. [...] Justyn Mutts was probably the key to our year last year. As good as Keve was, as good as Wabissa Bede was. Justyn Mutts is a difference maker.”

- **Mike Young on Justyn Mutts**

## 2021-22 RANKING SUMMARY

Statistic	National Conference		Value	National Leader	Value	Conference Leader	Value
	Rank	Rank					
3-pt Field Goal Attempts (350 ranked)	161	6	411	Eastern Ky.	684	Wake Forest	511
Assist Turnover Ratio (350 ranked)	60	7	1.26	Northwestern	1.97	Duke	1.72
Assists Per Game (350 ranked)	148	8	13.7	Arizona	21.3	Duke	18.0
Blocked Shots Per Game (350 ranked)	172	10	3.2	Auburn	8.3	Duke	5.8
Defensive Rebounds per Game (350 ranked)	290	12	23.84	Gonzaga	31.71	North Carolina	29.89
Fewest Fouls (350 ranked)	138	7	290	New Hampshire	182	Duke	251
Fewest Turnovers (350 ranked)	71	6	207	New Hampshire	119	Miami (FL)	177
Field-Goal Percentage (350 ranked)	81	5	46.3	Gonzaga	53.5	Duke	49.1
Field-Goal Percentage Defense (350 ranked)	95	4	41.3	LSU	35.7	Wake Forest	39.5
Free Throw Attempts (350 ranked)	328	15	232	Iona	456	Pittsburgh	434
Free Throws Made (350 ranked)	315	15	172	Arkansas	332	Wake Forest	310
Free-Throw Percentage (350 ranked)	75	4	74.1	Villanova	82.4	North Carolina	75.8
Offensive Rebounds Per Game (350 ranked)	282	12	8.58	South Carolina St.	15.05	NC State	12.45
Personal Fouls Per Game (350 ranked)	82	7	15.3	Western Ky.	12.4	Virginia	13.6
Rebound Margin (350 ranked)	208	11	0.3	Kentucky	12.9	North Carolina	9.2
Scoring Defense (350 ranked)	19	2	60.7	Texas	54.9	Virginia	59.4
Scoring Margin (350 ranked)	85	3	8.3	Arizona	24.4	Duke	17.0
Scoring Offense (350 ranked)	237	11	69.0	Gonzaga	90.2	Duke	82.6
Steals Per Game (350 ranked)	328	14	4.8	LSU	11.6	Florida St.	9.6
Three Pt FG Defense (350 ranked)	22	1	28.8	Grand Canyon	26.1	Virginia Tech	28.8
Three-Point Field Goals Per Game (350 ranked)	100	3	8.4	VMI	12.7	Notre Dame	9.3
Three-Point Field-Goal Percentage (350 ranked)	14	1	38.7	South Dakota St.	45.6	Virginia Tech	38.7
Total 3-point FGM (350 ranked)	81	5	159	Furman	257	Wake Forest	168
Total Assists (350 ranked)	130	8	260	Belmont	379	Duke	324
Total Blocks (350 ranked)	152	9	61	Auburn	157	Duke	104
Total Rebounds (350 ranked)	233	13	616	South Carolina St.	858	Wake Forest	781
Total Rebounds Per Game (350 ranked)	309	13	32.42	Arizona	43.24	North Carolina	40.84
Total Steals (350 ranked)	307	14	92	Eastern Ky.	222	Florida St.	172
Turnover Margin (346 ranked)	116	5	1.3	Abilene Christian	9.1	Miami (FL)	4.7
Turnovers Forced (350 ranked)	255	9	12.21	Abilene Christian	22.00	Florida St.	16.11
Turnovers Per Game (350 ranked)	30	6	10.9	Wisconsin	8.4	Miami (FL)	9.3
Won-Lost Percentage (349 ranked)	188	10	52.6	Auburn	94.7	Duke	83.3

## GAMES STARTED

	Streak	21-22	Career	ACC
Hunter Cattoor	19	19	24	11
David N'Guessan	-	-	-	-
Sean Pedulla	-	-	-	-
Nahiem Alleyne	39	19	67	36
Storm Murphy	102*	19	139	8
Camden Johnson	-	-	-	-
Jalen Haynes	-	-	-	-
Darius Maddox	-	-	-	-
Ben Varga	-	-	-	-
Lynn Kidd	-	-	-	-
John Ojiako	-	-	2	2
Keve Aluma	49^	19	77	21
Justyn Mutts	40	19	90	21

\* 83 games at Wofford  
^ 8 games at Wofford



## NON-CONFERENCE BREAKDOWN

Team	NET	Result
Maine	358	W, 82-47
at Navy	51	W, 77-57
Radford	249	W, 65-39
St. Francis (Pa.)	200	W, 85-55
Merrimack	243	W, 72-43
vs. #9/10 Memphis	65	L, 69-61
vs. #25/RV Xavier	30	L, 59-58
at Maryland	155	W, 62-58
Cornell	99	W, 93-60
at Dayton	95	L, 62-57
vs. St. Bonaventure	83	W, 86-49

Tech will play at least three times at Barclays Center this season.



Keve Aluma has notched a team-best 10 double-doubles over the last two seasons.

## SEASON BREAKDOWN

### TECH'S RECORD WHEN...

	2021-22
Overall	10-9
ACC	2-6
At home	6-2
On the road	3-5
At neutral sites	1-2
After a win	5-5
After a loss	4-4
In overtime	0-0
vs. ranked opponents	0-3
Winning the opening tip	8-4
Losing the opening tip	2-5
Decided by 1-4 points or OT	2-2
Decided by 5-10 points	1-5
Decided by 11-20 points	1-2
Decided by 21+ points	6-0
Leading at half	9-3
Tied at half	0-0
Trailing at half	1-6
VT shoots 50% or better	7-0
VT shoots 40-49.9%	2-7
VT shoots less than 40%	1-2
VT out-shoots opponent	9-2
Opp. out-shoots VT	1-7
Opp. shoots 40% or better	3-7
Opp. shoots less than 40%	7-2
VT out-rebounds opponent	8-0
Opp. out-rebounds VT	2-9
Rebounds are tied	0-0
VT has more FT attempts	6-3
Opp. has more FT attempts	3-6
VT makes more 3-pointers	9-4
Opp. makes more 3-pointers	1-4
VT wins turnover battle	8-5
Opp. wins turnover battle	2-4
Turnovers are tied	0-0
VT scores 100+	0-0
VT scores 90-99 points	1-0
VT scores 80-89 points	3-0
VT scores 70-79 points	3-0
VT scores 60-69 points	3-6
VT scores 50-59 points	0-3
VT scores < 50 points	0-0
Opp. scores > 99 points	0-0
Opp. scores 90-99 points	0-0
Opp. scores 80-89 points	0-1
Opp. scores 70-79 points	1-2
Opp. scores 60-69 points	1-4
Opp. scores 50-59 points	4-2
Opp. scores < 50 points	4-0
Playing on Monday	1-1
Playing on Tuesday	1-1
Playing on Wednesday	3-3
Playing on Thursday	1-0
Playing on Friday	2-1
Playing on Saturday	1-2
Playing on Sunday	1-1
In November	5-2
In December	3-3
In January	2-4
In February	0-0
In March	0-0
Playing during the day	2-3
Playing at night	8-6
Wearing White	4-2
Wearing Maroon	2-3
Wearing Orange	2-3
Wearing Gray	2-1

### STARTING LINEUPS

#### W/L

10-9      Murphy, Cattoor, Alleyne, Mutts, Aluma

#### Margin of Victory/Defeat

	1	2	3	4	5	6	7	8	9	10	11-19	20+
Wins	-	-	1	1	-	1	-	-	-	-	-	7
Losses	1	1	-	-	3	-	-	1	-	1	2	-

#### Most First Half Points

Virginia Tech      47 vs. Cornell (12/8/21)  
Opponents          40 vs. Notre Dame (1/15/22)

#### Most Second Half Points

Virginia Tech      51 vs. Saint Francis (11/18/21)  
Opponents          44 vs. Duke (12/22/21)

#### Fewest First Half Points

Virginia Tech      22 at Dayton (12/12/21)  
Opponents          18 (2x), vs. Merrimack (11/21/21)

#### Fewest Second Half Points

Virginia Tech      27 (2x), at NC State (1/19/22)  
Opponents          21 vs. Radford (11/15/21)

#### Largest Halftime Lead

Virginia Tech      24 vs. Maine (11/9/21)  
Opponents          8 (2x), vs. Notre Dame (1/15/22)

#### Largest Margin of Victory

Virginia Tech      37 vs. St. Bonaventure (12/17/21)  
Opponents          19 vs. Wake Forest (11/24/21)

### MISCELLANEOUS

#### How 1st Points Were Scored

Layup                4  
3FG                  9  
Jumper              5  
Dunk                -  
Free-Throw        1  
Tip-in               -

#### Rebounds Leader

Nahiem Alleyne    1  
Keve Aluma        7  
Hunter Cattoor    2  
Justyn Mutts       9  
David N'Guessan   2

#### Blocks Leader

Keve Aluma        7  
Darius Maddox    1  
Justyn Mutts       9  
David N'Guessan   7  
John Ojiako        2

#### 15+ Rebounds

-

#### 20+ Rebounds

-

#### 5+ Assists

Keve Aluma        1  
Hunter Cattoor    2  
Storm Murphy     2  
Justyn Mutts       2

#### 10+ Assists

-

#### 5+ Steals

-

#### 5+ Blocks

-

#### Double-Doubles

Keve Aluma        4  
Justyn Mutts       1

#### Scored VT's 1st Points

Nahiem Alleyne    5  
Keve Aluma        5  
Hunter Cattoor    4  
Storm Murphy     1  
Justyn Mutts       4

#### Assists Leader

Nahiem Alleyne    4  
Keve Aluma        3  
Hunter Cattoor    5  
Storm Murphy     8  
Justyn Mutts       6  
Sean Pedulla       2

#### 10+ Points

Nahiem Alleyne    9  
Keve Aluma        17  
Hunter Cattoor    10  
Darius Maddox    2  
Storm Murphy     7  
Justyn Mutts       9  
David N'Guessan   2  
Sean Pedulla       1

#### 20+ Points

Nahiem Alleyne    2  
Keve Aluma        5  
Hunter Cattoor    1  
Justyn Mutts       2

#### 30+ Points

-

#### 10+ Rebounds

Keve Aluma        4  
Justyn Mutts       4

#### First Off VT Bench

Darius Maddox    10  
David N'Guessan   14  
John Ojiako        5  
Sean Pedulla       7

#### Steals Leader

Nahiem Alleyne    1  
Keve Aluma        3  
Hunter Cattoor    11  
Darius Maddox    2  
Storm Murphy     3  
Justyn Mutts       9  
David N'Guessan   3  
Sean Pedulla       2

#### Points Leader

Nahiem Alleyne    3  
Keve Aluma        11  
Hunter Cattoor    3  
Storm Murphy     2  
Justyn Mutts       3  
David N'Guessan   1

THE LAST TIME

LAST TIME VIRGINIA TECH...

Scored 100+ points and won	100-64, vs. Delaware State, 11/20/19
Scored 100+ points and lost	100-104 (2OT), vs. Maryland, 2/27/10
Played in OT	70-75 (OT), vs. Florida, 3/19/21
Played in consecutive OTs	82-77 (OT), vs. UAB, 11/28/15; 79-81 (OT), vs. Northwestern, 12/1/15
Played in 2OT	79-77 (2OT), vs. North Carolina, 1/22/20
Played in 3OT	95-102 (3OT), vs. Miami (Fla.), 1/19/20
Scored 100+ points	100-64, vs. Delaware State, 11/20/19
Scored 90-99 points	93-60, vs. Cornell, 12/8/21
Scored 80-89 points	86-49, vs. St. Bonaventure, 12/17/21
Scored 70-79 points	79-73, vs. Notre Dame, 1/15/22
Scored 60-69 points	68-78, at North Carolina, 1/24/22
Scored 50-59 points	52-54, at Virginia, 1/12/22
Scored 40-49 points	47-24, at No. 23/22 NC State, 2/2/19
Scored 30-39 points	39-65, at No. 19/19 Virginia, 1/4/20
Scored 20-29 points	27-40, at McGuire Hospital, 2/2/46
Scored 10-19 points	16-45, at Virginia, 1/30/39
Scored less than 10 points	9-29, vs. North Carolina, 1/12/35
Allowed 100+ points	95-102 (3OT), vs. Miami (Fla.), 1/19/20
Allowed 90-99 points	77-90, vs. BYU, 11/27/19
Allowed 80-89 points	61-80, vs. Wake Forest, 12/4/21
Allowed 70-79 points	68-78, at North Carolina, 1/24/22
Allowed 60-69 points	63-68, at Boston College, 1/22/22
Allowed 50-59 points	62-59, at NC State, 1/19/22
Allowed 40-49 points	86-49, vs. St. Bonaventure, 12/17/21
Allowed 30-39 points	65-39, vs. Radford, 11/15/21
Allowed 20-29 points	47-24, at No. 23/22 NC State, 2/2/19
Allowed 10-19 points	60-19, vs. Lynchburg, 1/9/46
Allowed less than 10 points	28-9, vs. Hampden-Sydney, 1/17/23
Scored at least 60 points in a half	66, 2nd Half, vs. The Citadel, 11/12/17
Largest margin of victory	83 points, vs. Randolph-Macon (87-4), 1/10/1911
Largest margin of victory in ACC	38 points, vs. Wake Forest (84-46), 2/27/21
Defeated a ranked opponent on the road	47-24, at No. 23/22 NC State, 2/2/19
Defeated a ranked opponent at home	65-51, vs. No. 8/8 Virginia, 1/30/21
Defeated a ranked opponent on a neutral court	81-73 (OT), vs. No. 3/3 Villanova, 11/28/20
Defeated a defending national champion	65-51, vs. No. 8/8 Virginia, 1/30/21
Held opponent without a double-figure scorer	65-39, vs. Radford, 11/15/21
Failed to have a double-figure scorer	41-57, vs. Temple, 2/25/96
Had 6 or more players score in double figures	vs. Cornell, 12/8/21
Had 7 or more players score in double figures	vs. Cornell, 12/8/21
Did not make a 3FG	at Providence, 2/1/03
Opponent did not make a 3FG	at NC State, 2/10/10
Did not shoot a FT in the first half	vs. No. 3/3 Villanova, 11/28/20
Did not shoot a FT in the second half	vs. Virginia, 12/5/10
Opponent did not shoot a FT	vs. Merrimack, 11/21/21
Held an opponent under 10 points in a half	9 points, vs. Eastern Michigan, 12/22/11
Held an opponent under 20 points in a half	18 points, vs. Merrimack, 11/21/21
Had double-figure blocked shots	10, 84-46, vs. Wake Forest, 2/27/21
Came back from a double-figure deficit to win	10 points, vs. Notre Dame, 1/15/22
Lost a double-digit lead	11 points, at Boston College, 1/22/22
Led by 20 or more points at halftime	22 points, vs. St. Bonaventure, 12/17/21
Had 20-29 assists in a game	21, vs. Pitt, 2/15/20
Had 30 or more assists	36, vs. The Citadel, 11/12/17
Held a team under 20 percent from the floor	16.7%, at No. 23/22 NC State, 2/2/19
Held a team under three made FGs in a half	2 FG, vs. Notre Dame, 1/10/21
Won an NCAA Tournament game	67-58, vs. Liberty, 3/24/19

WHAT'S A HOKIE?

The answer leads all the way back to 1896 when Virginia Agricultural and Mechanical College changed its name to Virginia Polytechnic Institute. With the change came the necessity for writing a new cheer and a contest for such a purpose was held by the student body.



Senior O.M. Stull won first prize for his "Hokie" yell which is still used today. Later, when asked if "Hokie" had any special meaning, Stull explained the word was solely the product of his imagination and was used only as an attention-getter for his yell. It soon became a nickname for all Tech teams and for those people loyal to Tech athletics.

The official university school colors - Chicago Maroon and Burnt Orange - also were introduced in 1896. The colors were chosen by a committee because they made a 'unique combination' not worn elsewhere at the time. The official definition of "Hokie" is "a loyal Virginia Tech Fan."



OUR NAME

When referring to our name, we ask that you use Virginia Tech, Hokies or Tech - and not 'Vah Tech.' Thank you!

## THE LAST TIME

### LAST TIME A VIRGINIA TECH PLAYER...

Recorded a double-double	Justyn Mutts (18 pts./10 rebs), at North Carolina, 1/24/22
Recorded a triple-double	Chris Clarke (13 pts./12 rebs./10 ast.), vs. The Citadel, 2/27/10
Two Tech players recorded double-doubles in same game	Keve Aluma (14 pts./12 rebs.) & Justyn Mutts (14 pts./11 rebs.), at Notre Dame, 1/27/21
Two Tech players recorded double-doubles in consecutive games	vs. North Carolina (ACC Tournament), 3/13/09; vs. Duquesne (NIT), 3/18/09
Had five or more steals	Nickeil Alexander-Walker (6), vs. Miami (Fla.), 1/30/19
Had 10 or more assists in a game	Wabissa Bede (10), vs. Delaware State, 11/20/19
Had 20 or more rebounds in a game	Jeff Allen (21), vs. Longwood, 12/14/08
Two Tech players with double-figure rebounds	Justyn Mutts (12) & Keve Aluma (11), vs. No. 9/10 Memphis, 11/24/21
Two Tech players had five or more assists	Justyn Mutts (6) & Hunter Cattoor (5), vs. Maine, 11/9/21
Three Tech players had five or more assists	Chris Clarke (10), Justin Robinson (6) & Seth Allen (6), vs. The Citadel, 12/17/16
Four Tech players had five or more assists	Kerry Blackshear Jr. (8), Devin Wilson (7), Justin Robinson (7) & Chris Clarke (5), vs. The Citadel, 1/30/21
Three Tech players made five or more 3FG	Nahiem Alleyne (5), Jalen Cone (5) & Isaiah Wilkins (5), vs. Delaware State, 11/20/19
Eight or more Tech players made a 3FG	8 players, vs. Merrimack, 11/21/21
Two Tech players scored 20 or more points	Justyn Mutts (24) & Nahiem Alleyne (22), vs. Notre Dame, 1/15/22
Three Tech players scored 20 or more points	Nickeil Alexander-Walker (25), Ahmed Hill (23) & Justin Robinson (23), vs. No. 23/22 Purdue, 11/18/18
Two Tech players scored 20 or more points in consecutive games	Nickeil Alexander-Walker & Kerry Blackshear Jr., 11/10/17 & 11/12/17
Tech freshman scored 20 or more points in a game	Tyrece Radford (26) & Jalen Cone (20), vs. Miami (Fla.), 2/19/20
Three Tech freshmen scored in double figures in a game	Hunter Cattoor (14), Jalen Cone (11) & Lander Nolley II (10), vs. North Carolina, 3/10/20
Four Tech freshmen scored in double figures in a game	Landers Nolley II (21), Tyrece Radford (21), Jalen Cone (15) & Nahiem Alleyne (10), at Wake Forest, 1/14/20
Tech player scored 30-39 points in a game	Keve Aluma (30), at Pittsburgh, 2/3/21
Tech player scored 40-49 points in a game	Dorenzo Hudson (41), vs. Seton Hall, 1/2/10
Tech player scored 50+ points in a game	Bimbo Coles (51), vs. Southern Miss, 2/6/88
Tech player had consecutive double-doubles	Keve Aluma, 1/27/21, 1/30/21, 2/3/21
Tech player had three consecutive double-doubles	Keve Aluma, 1/27/21, 1/30/21, 2/3/21
Tech freshman had consecutive double-doubles	Kerry Blackshear Jr., 12/13/15, 12/19/15
Tech allowed a triple-double	Dennis Smith Jr. (27 pts./11 rebs./11 ast.), at NC State, 1/4/17
Tech had a walk-on score double figures	Christian Beyer (13), vs. Alabama A&M, 12/14/14




### NAW IN YEAR 3

- Nickeil Alexander-Walker left his mark on Virginia Tech and is working on making a name for himself at the next level with the New Orleans Pelicans.
- A first-round draft pick in 2019, the Toronto native played in 46 games last season, averaging 21.9 minutes per game and 11 points per game.
- Averaging 13.3 points per game in his last 10 games, including a 27-point performance in a 111-97 win over the Portland Trail Blazers on Dec. 21, 2021.

### J-ROB ENDS RUN WITH THE PISTONS

- Justin Robinson signed a 10-day contract with the Detroit Pistons on Dec. 28, 2021.
- The Manassas, Virginia native dropped in eight points on 3-of-7 shooting against the San Antonio Spurs on Jan. 1, 2022.
- He dialed up a season-high nine points on 3-of-9 shooting in a 140-111 loss at the Charlotte Hornets on Jan. 5.





# MIKE YOUNG

Head Coach | Third Season at Virginia Tech

2020-21 ACC Coach of the Year

## CAREER RECORDS

Overall Record	340-276
Conference Games	193-147
Non-Conference Games	147-129
Conference Tournament	20-14
NCAA Tournament	1-6
Overtime Games	19-16
One-Point Games	10-14
vs. AP Top 25	5-24

## VS. CURRENT ACC HEAD COACHES

Coach	All	VT	Wofford
Earl Grant	0-1	0-1	-
Brad Brownell	3-2	3-0	0-2
Mike Krzyzewski	1-5	1-3	0-2
Leonard Hamilton	0-1	0-1	-
Josh Pastner	1-3	0-2	1-1
Chris Mack	1-3	0-2	1-1
Jim Larrañaga	3-3	2-2	1-1
Kevin Keatts	2-1	2-1	-
Hubert Davis	0-1	0-1	-
Mike Brey	3-2	3-1	0-1
Jeff Capel III	1-1	1-1	-
Jim Boeheim	1-2	1-2	-
Tony Bennett	1-4	1-3	0-1
Steve Forbes	8-4	2-1	6-3
<b>Total</b>	<b>25-33</b>	<b>16-21</b>	<b>9-12</b>

### vs. Coach Young

Earl Grant	1-0 at BC
Brad Brownell	2-3 at Clemson
Mike Krzyzewski	5-1 at Duke
Leonard Hamilton	1-0 at Florida State
Josh Pastner	3-1 at Georgia Tech
Chris Mack	1-1 at Xavier; 2-0 at UofL
Jim Larrañaga	0-1 at GMU; 3-2 at Miami
Kevin Keatts	1-2 at NC State
Hubert Davis	1-0 at UNC
Mike Brey	2-3 at Notre Dame
Jeff Capel III	1-1 at Pitt
Jim Boeheim	2-1 at Syracuse
Tony Bennett	4-1 at UVA
Steve Forbes	3-6 at ETSU; 1-2 at Wake

## ▶ COACH YOUNG: CAREER BREAKDOWN

Season	School	Overall	Conference	Finish	Postseason	Ranking	RPI/NET
2002-03	Wofford	14-15 .483	8-8 .500	T6th	-	-/-	219
2003-04	Wofford	9-20 .310	4-12 .250	T10th	-	-/-	273
2004-05	Wofford	14-14 .500	7-9 .438	8th	-	-/-	225
2005-06	Wofford	11-18 .379	6-9 .400	9th	-	-/-	287
2006-07	Wofford	10-20 .333	5-13 .278	T9th	-	-/-	295
2007-08	Wofford	16-16 .500	8-12 .400	8th	-	-/-	191
2008-09	Wofford	16-14 .533	12-8 .600	4th	-	-/-	177
2009-10	Wofford	26-9 .743	15-3 .833	1st	NCAA First Round	-/-	73
2010-11	Wofford	21-13 .618	14-4 .778	T1st	NCAA First Round	-/-	105
2011-12	Wofford	19-14 .576	12-6 .667	T2nd	CBI	-/-	178
2012-13	Wofford	13-19 .406	7-11 .389	T8th	-	-/-	253
2013-14	Wofford	20-13 .606	11-5 .688	T3rd	NCAA First Round	-/-	152
2014-15	Wofford	28-7 .800	16-2 .889	1st	NCAA First Round	RV/-	49
2015-16	Wofford	15-17 .469	11-7 .611	T3rd	-	-/-	202
2016-17	Wofford	16-17 .485	10-8 .556	T4th	-	-/-	189
2017-18	Wofford	21-13 .618	11-7 .611	T4th	CIT	-/-	141
2018-19	Wofford	30-5 .857	18-0 1.000	1st	NCAA Second Round	19/18	14
<b>Totals</b>	<b>17 Seasons</b>	<b>299-244 .551</b>	<b>175-124 .585</b>				
2019-20	Virginia Tech	16-16 .500	7-13 .350	T10th	-	-/-	92
2020-21	Virginia Tech	15-7 .682	9-4 .692	3rd	NCAA First Round	25/RV	51
2021-22	Virginia Tech	10-9 .526	2-6 .250	-	-	-/-	56
<b>Totals</b>	<b>3 Seasons</b>	<b>41-32 .562</b>	<b>18-23 .439</b>				
<b>Overall</b>	<b>20 Seasons</b>	<b>340-276 .552</b>	<b>193-147 .568</b>				

## ▶ THE YOUNG FILE

Born	5/1/1963
Hometown	Radford, Virginia
Wife	Margaret
Children	Cooper, Davis
Education	Emory & Henry, 1986
Joined Tech Staff	4/7/2019
Years as College Head Coach	20
Years as College Coach	35

### Coaching Career

1986-88	Assistant Coach, Emory & Henry
1988-89	Assistant Coach, Radford
1989-02	Assistant Coach, Wofford
2002-19	Head Coach, Wofford
2019-pr.	Head Coach, Virginia Tech

## ▶ ACCOMPLISHMENTS

### Six NCAA Tournaments

2021, 2019, 2015, 2014, 2011, 2010

### Five SoCon Tournament Championships

2019, 2015, 2014, 2011, 2010

### Four SoCon Regular-Season Titles

2019, 2015, 2011, 2010

### Two-time National Coach of the Year

2019 (Sporting News), 2010 (Hugh Durham)

### Three AP All-America Selections

Fletcher Magee (2018-19), Karl Cochran (2014-15), Noah Dahlman (2009-10)

# O HUNTER CATTOOR

**JUNIOR** Guard | 6-3 | 200 | Human Development  
Orlando, Florida | Bishop Moore



## SEASON/CAREER BESTS

### POINTS

Season 21 vs. St. Bonaventure (12/17/21)  
Career 21 vs. St. Bonaventure (12/17/21)

### REBOUNDS

Season 9 vs. Radford (11/15/21)  
Career 9 vs. Radford (11/15/21)

### ASSISTS

Season 5 (2x), last at Virginia (1/12/22)  
Career 5 (3x), last at Virginia (1/12/22)

### BLOCKS

Season 1 at Virginia (1/12/22)  
Career 3 vs. Wake Forest (2/27/21)

### STEALS

Season 3 at Virginia (1/12/22)  
Career 3 (4x), last at Virginia (1/12/22)

### MINUTES

Season 39 at Virginia (1/12/22)  
Career 39 at Virginia (1/12/22)

### FIELD GOALS MADE

Season 7 at Navy (11/12/21)  
Career 7 at Navy (11/12/21)

### FIELD GOALS ATTEMPTED

Season 10 (5x), last at Virginia (1/12/22)  
Career 11 (2x), last at Miami (2/6/21)

### 3-PT. FIELD GOALS MADE

Season 5 (2x), last vs. St. Bona. (12/17/21)  
Career 5 (3x), last vs. St. Bona. (12/17/21)

### 3-PT. FIELD GOALS ATTEMPTED

Season 7 (5x), last vs. NC State (1/4/22)  
Career 10 vs. North Carolina (3/10/20)

### FREE THROWS MADE

Season 4 (2x), last vs. St. Bona. (12/17/21)  
Career 6 vs. South Florida (11/29/20)

### FREE THROWS ATTEMPTED

Season 5 vs. St. Bonaventure (12/17/21)  
Career 8 vs. South Florida (11/29/20)

## CAREER STATS

	GP-GS	MIN	AVG	FG-FGA	FG%	3FG-FGA	3FG%	FT-FTA	FT%	OFF-DEF-TOT	AVG	PF-FO	AST	TO	BLK	STL	PTS	AVG
2019-20	31-3	629	20.3	69-165	.418	51-127	.402	14-22	.636	4-73-77	2.5	44-0	35	16	4	31	203	6.5
2020-21	22-2	489	22.2	57-125	.456	39-90	.433	34-43	.791	2-39-41	1.9	34-1	30	26	11	20	187	8.5
2021-22	19-19	631	33.2	64-144	.444	44-96	.458	16-21	.762	6-68-74	3.9	39-0	36	16	1	21	188	9.9
<b>TOTAL</b>	<b>72-24</b>	<b>1749</b>	<b>24.3</b>	<b>190-434</b>	<b>.438</b>	<b>134-313</b>	<b>.428</b>	<b>64-86</b>	<b>.744</b>	<b>12-180-192</b>	<b>2.7</b>	<b>117-1</b>	<b>101</b>	<b>58</b>	<b>16</b>	<b>72</b>	<b>578</b>	<b>8.0</b>

- MVP of Basketball Hall of Fame Shootout vs. St. Bonaventure. *Last name pronounced: cuh-TOUR*
- One of Tech's top threats from three.
- Had 12 games of hitting three or more 3FGs during the 2020-21 season.
- Reached double-figure scoring 11 times as a sophomore.
- Made the game-tying 3-pointer to send the Miami (Fla.) (2/6) game into overtime, and then hit two clutch free throws in the final four seconds of OT to make it a two-possession game and preserve the win - finishing with 14 points and three rebounds.
- Played in 31 games, drawing three starts in 2019-20.
- Originally committed to Wofford, but signed with the Hokies after Virginia Tech's hiring of Mike Young.
- Four-year letterwinner at Bishop Moore High School.
- FHSAA 6A first-team All-State and District Player of the Year.
- Scored 1,420 points in high school. Was a 3-star (247 Sports).
- Also played quarterback on Bishop Moore's football team.

## 2021-22 GAME-BY-GAME STATS

OPPONENT	DATE	ST	MIN	FG-FGA	PCT	3FG-FGA	PCT	FT-FTA	PCT	OFF	DEF	TOT	PF	A	T/O	BLK	STL	PTS
Maine	11/9/21	*	31	2-4	.500	1-3	.333	0-0	.000	0	4	4	0	5	0	0	0	5
at Navy	11/12/21	*	33	7-10	.700	5-7	.714	0-0	.000	1	2	3	2	4	0	0	2	19
Radford	11/15/21	*	32	2-9	.222	1-6	.167	2-2	1.000	0	9	9	0	1	2	0	2	7
St. Francis (Pa.)	11/18/21	*	29	1-5	.200	0-2	.000	0-0	.000	1	4	5	3	1	2	0	0	2
Merrimack	11/21/21	*	30	2-7	.286	2-7	.286	2-2	1.000	0	3	3	0	1	0	0	2	8
vs. Memphis	11/24/21	*	28	3-8	.375	2-5	.400	1-3	.333	0	3	3	4	0	1	0	1	9
vs. Xavier	11/26/21	*	37	5-10	.500	3-7	.429	0-0	.000	0	3	3	3	4	2	0	1	13
at Maryland	12/1/21	*	36	4-10	.400	4-7	.571	0-0	.000	0	1	1	2	3	0	0	2	12
Wake Forest	12/4/21	*	31	1-5	.200	0-4	.000	0-0	.000	0	2	2	3	2	1	0	1	2
Cornell	12/8/21	*	25	4-8	.500	3-4	.750	0-0	.000	0	4	4	4	0	0	0	0	11
at Dayton	12/12/21	*	37	4-9	.444	2-6	.333	4-4	1.000	1	5	6	1	2	1	0	2	14
vs. St. Bonaventure	12/17/21	*	26	6-7	.857	5-5	1.000	4-5	.800	1	4	5	1	0	1	0	1	21
at Duke	12/22/21	*	35	4-10	.400	2-4	.500	0-0	.000	1	3	4	3	0	2	0	1	10
NC State	1/4/22	*	38	3-7	.429	3-7	.429	0-0	.000	0	3	3	2	0	0	0	0	9
at Virginia	1/12/22	*	39	4-10	.400	2-5	.400	0-0	.000	0	6	6	0	5	1	1	3	10
Notre Dame	1/15/22	*	37	0-3	.000	0-2	.000	1-2	.500	0	3	3	4	3	0	0	0	1
at NC State	1/19/22	*	36	3-5	.600	2-4	.500	0-0	.000	0	3	3	3	4	0	0	2	8
at Boston College	1/22/22	*	37	5-8	.625	4-5	.800	0-0	.000	0	0	0	3	1	2	0	0	14
at North Carolina	1/24/22	*	34	4-9	.444	3-6	.500	2-3	.667	1	6	7	1	0	1	0	1	13
Miami	1/26/22																	
at Florida State	1/29/22																	
Georgia Tech	2/2/22																	
at Pittsburgh	2/5/22																	
Pittsburgh	2/7/22																	
Syracuse	2/12/22																	
Virginia	2/14/22																	
North Carolina	2/19/22																	
at Georgia Tech	2/23/22																	
at Miami	2/26/22																	
Louisville	3/1/22																	
at Clemson	3/5/22																	

## PRODUCTION TRACKER

	This Season	Career
Scored 10+ Points	10	31
Scored 20+ Points	1	1
Led Tech in Scoring	3	5
Made 3+ 3FGs	8	20
Led Tech in 3FGM	13	22
Shot over 40% from 3	12	43
Had a Double-Double	-	-
Had Multiple Assists	9	27
Had Multiple Steals	7	21



# 1 DAVID N'GUESSAN

**SOPHOMORE** Forward | 6-9 | 205 | Sociology  
De Lier, The Netherlands | Mt. Zion Prep



## SEASON/CAREER BESTS

### POINTS

Season 19 vs. Saint Francis (11/18/21)  
Career 19 vs. Saint Francis (11/18/21)

### REBOUNDS

Season 9 vs. Cornell (12/8/21)  
Career 9 vs. Cornell (12/8/21)

### ASSISTS

Season 2 (3x), last vs. Cornell (12/8/21)  
Career 2 (5x), last vs. Cornell (12/8/21)

### BLOCKS

Season 3 (2x), last vs. Notre Dame (1/15/22)  
Career 3 (2x), last vs. Notre Dame (1/15/22)

### STEALS

Season 2 vs. Radford (11/15/21)  
Career 2 (3x), last vs. Radford (11/15/21)

### MINUTES

Season 23 vs. Cornell (12/8/21)  
Career 23 vs. Cornell (12/8/21)

### FIELD GOALS MADE

Season 7 vs. Maine (11/9/21)  
Career 7 vs. Maine (11/9/21)

### FIELD GOALS ATTEMPTED

Season 7 vs. Maine (11/9/21)  
Career 7 vs. Maine (11/9/21)

### 3-PT. FIELD GOALS MADE

Season 1 (3x), last at Dayton (12/12/21)  
Career 1 (3x), last at Dayton (12/12/21)

### 3-PT. FIELD GOALS ATTEMPTED

Season 2 vs. Wake Forest (12/4/21)  
Career 2 vs. Wake Forest (12/4/21)

### FREE THROWS MADE

Season 4 vs. Cornell (12/8/21)  
Career 4 vs. Cornell (12/8/21)

### FREE THROWS ATTEMPTED

Season 7 vs. Cornell (12/8/21)  
Career 7 vs. Cornell (12/8/21)

## CAREER STATS

	GP-GS	MIN	AVG	FG-FGA	FG%	3FG-FGA	3FG%	FT-FTA	FT%	OFF-DEF-TOT	AVG	PF-FO	AST	TO	BLK	STL	PTS	AVG
2020-21	21-0	202	9.6	21-36	.583	0-2	.000	13-31	.419	15-33-48	2.3	33-1	8	9	2	6	55	2.6
2021-22	19-0	247	13.0	27-54	.500	3-8	.375	12-24	.500	16-35-51	2.7	31-0	10	14	15	7	69	3.6
<b>TOTAL</b>	<b>40-0</b>	<b>449</b>	<b>11.2</b>	<b>48-90</b>	<b>.533</b>	<b>3-10</b>	<b>.300</b>	<b>25-55</b>	<b>.455</b>	<b>31-68-99</b>	<b>2.5</b>	<b>64-1</b>	<b>18</b>	<b>23</b>	<b>17</b>	<b>13</b>	<b>124</b>	<b>3.1</b>

- Look for a huge jump in production; he's had one of the more impressive offseasons for the Hokies *Last name pronounced: GUH-sahn*
- Worked on extending his range to the 3-point line.
- Appeared in 21 of 22 games as a freshman.
- Reached double-figure scoring in back-to-back games at Wake Forest (1/17/21) and at Syracuse (1/23/21).
- Totaled a career-high 13 points in 14 minutes in the 64-60 win at Wake Forest (1/17/21).
- A consensus three-star recruit by Rivals and 247 Sports.
- Averaged 15 points, seven rebounds and three assists per game at Mt. Zion Prep during the 2019-20 season.
- Chose the Hokies over St. Joseph's, VCU and Washington State.

## 2021-22 GAME-BY-GAME STATS

OPPONENT	DATE	ST	MIN	FG-FGA	PCT	3FG-FGA	PCT	FT-FTA	PCT	OFF	DEF	TOT	PF	A	T/O	BLK	STL	PTS
Maine	11/9/21		18	7-7	1.000	1-1	1.000	0-1	.000	0	0	0	1	0	0	0	0	15
at Navy	11/12/21		14	0-4	.000	0-0	.000	0-2	.000	0	4	4	2	1	0	0	1	0
Radford	11/15/21		18	3-5	.600	1-1	1.000	0-0	.000	1	2	3	3	0	2	0	2	7
St. Francis (Pa.)	11/18/21		19	2-3	.667	0-1	.000	3-4	.750	2	6	8	1	2	0	3	0	7
Merrimack	11/21/21		16	2-4	.500	0-0	.000	0-2	.000	1	1	2	0	1	2	1	0	4
vs. Memphis	11/24/21		4	0-1	.000	0-0	.000	0-0	.000	0	0	0	2	0	0	0	0	0
vs. Xavier	11/26/21		11	0-1	.000	0-0	.000	0-0	.000	1	0	1	1	2	0	0	0	0
at Maryland	12/1/21		11	2-4	.500	0-0	.000	1-2	.500	1	3	4	2	0	1	0	0	5
Wake Forest	12/4/21		17	0-6	.000	0-2	.000	0-0	.000	3	0	3	2	0	1	2	1	0
Cornell	12/8/21		23	3-6	.500	0-0	.000	4-7	.571	2	7	9	1	2	2	2	0	10
at Dayton	12/12/21		12	2-2	1.000	1-1	1.000	1-1	1.000	0	1	1	3	0	1	1	0	6
vs. St. Bonaventure	12/17/21		15	1-2	.500	0-0	.000	1-2	.500	1	5	6	2	1	2	0	0	3
at Duke	12/22/21		6	0-1	.000	0-1	.000	0-0	.000	0	0	0	2	0	0	0	1	0
NC State	1/4/22		11	1-1	1.000	0-0	.000	0-0	.000	0	2	2	2	1	1	0	0	2
at Virginia	1/12/22		1	0-0	.000	0-0	.000	0-0	.000	0	0	0	1	0	0	0	0	0
Notre Dame	1/15/22		12	0-1	.000	0-1	.000	0-0	.000	0	2	2	2	0	1	3	0	0
at NC State	1/19/22		16	3-3	1.000	0-0	.000	0-0	.000	2	1	3	2	0	0	2	1	6
at Boston College	1/22/22		15	1-3	.333	0-0	.000	2-3	.667	2	1	3	2	0	0	0	1	4
at North Carolina	1/24/22		8	0-0	.000	0-0	.000	0-0	.000	0	0	0	0	0	1	0	0	0
Miami	1/26/22																	
at Florida State	1/29/22																	
Georgia Tech	2/2/22																	
at Pittsburgh	2/5/22																	
Pittsburgh	2/7/22																	
Syracuse	2/12/22																	
Virginia	2/14/22																	
North Carolina	2/19/22																	
at Georgia Tech	2/23/22																	
at Miami	2/26/22																	
Louisville	3/1/22																	
at Clemson	3/5/22																	

## PRODUCTION TRACKER

	This Season	Career
Scored 10+ Points	2	4
Scored 20+ Points	-	-
Led Tech in Scoring	1	1
Made multiple 3FGs	-	-
Had 5+ Rebounds	3	7
Had a Double-Double	-	-
Had Multiple Assists	3	5
Had Multiple Steals	1	3
Had Multiple Blocks	5	5





# 3 SEAN PEDULLA

**FRESHMAN** Guard | 6-1 | 190 | Sports Media and Analytics  
Edmond, Oklahoma | Edmond Memorial



## SEASON/CAREER BESTS

### POINTS

Season 11 vs. Cornell (12/8/21)  
Career 11 vs. Cornell (12/8/21)

### REBOUNDS

Season 2 (3x), last at Dayton (12/12/21)  
Career 2 (3x), last at Dayton (12/12/21)

### ASSISTS

Season 4 (2x), last at UNC (1/24/22)  
Career 4 (2x), last at UNC (1/24/22)

### BLOCKS

Season -  
Career -

### STEALS

Season 2 vs. Saint Francis (11/18/21)  
Career 2 vs. Saint Francis (11/18/21)

### MINUTES

Season 20 vs. Cornell (12/8/21)  
Career 20 vs. Cornell (12/8/21)

### FIELD GOALS MADE

Season 4 vs. Cornell (12/8/21)  
Career 4 vs. Cornell (12/8/21)

### FIELD GOALS ATTEMPTED

Season 8 vs. Cornell (12/8/21)  
Career 8 vs. Cornell (12/8/21)

### 3-PT. FIELD GOALS MADE

Season 3 vs. Cornell (12/8/21)  
Career 3 vs. Cornell (12/8/21)

### 3-PT. FIELD GOALS ATTEMPTED

Season 4 vs. Cornell (12/8/21)  
Career 4 vs. Cornell (12/8/21)

### FREE THROWS MADE

Season 2 (2x), last at NC State (1/19/22)  
Career 2 (2x), last at NC State (1/19/22)

### FREE THROWS ATTEMPTED

Season 2 (3x), last at NC State (1/19/22)  
Career 2 (3x), last at NC State (1/19/22)

## CAREER STATS

	GP-GS	MIN	AVG	FG-FGA	FG%	3FG-FGA	3FG%	FT-FTA	FT%	OFF-DEF-TOT	AVG	PF-FO	AST	TO	BLK	STL	PTS	AVG
2021-22	19-0	189	9.9	20-45	.444	11-20	.550	5-6	.833	3-15-18	0.9	22-1	24	10	0	9	56	2.9
<b>TOTAL</b>	<b>19-0</b>	<b>189</b>	<b>9.9</b>	<b>20-45</b>	<b>.444</b>	<b>11-20</b>	<b>.550</b>	<b>5-6</b>	<b>.833</b>	<b>3-15-18</b>	<b>0.9</b>	<b>22-1</b>	<b>24</b>	<b>10</b>	<b>0</b>	<b>9</b>	<b>56</b>	<b>2.9</b>

- Will contribute minutes at point guard
- Solid sharpshooter from downtown
- Guided Edmond Memorial to three state tournaments.
- Two-time all-state selection and COAC Offensive Player of the Year that averaged 17.6 points a game as a senior
- Rated the 165th-best prospect in the 2021 class on 247Sports.
- Tabbed the second-best player in the state of Oklahoma and the 25th-best point guard nationally, according to 247Sports.
- Chose the Hokies over Minnesota and Oklahoma State.

*Last name pronounced: puh-DOOL-uh*

## 2021-22 GAME-BY-GAME STATS

OPPONENT	DATE	ST	MIN	FG-FGA	PCT	3FG-FGA	PCT	FT-FTA	PCT	OFF	DEF	TOT	PF	A	T/O	BLK	STL	PTS
Maine	11/9/21		11	1-4	.250	1-2	.500	0-0	.000	1	1	2	1	1	1	0	0	3
at Navy	11/12/21		7	0-0	.000	0-0	.000	0-0	.000	0	1	1	0	1	0	0	0	0
Radford	11/15/21		8	2-2	1.000	1-1	1.000	0-0	.000	0	1	1	0	0	0	0	1	5
St. Francis (Pa.)	11/18/21		11	1-2	.500	1-1	1.000	0-0	.000	0	2	2	0	2	0	0	2	3
Merrimack	11/21/21		14	1-2	.500	1-2	.500	0-0	.000	0	1	1	2	4	1	0	0	3
vs. Memphis	11/24/21		1	0-0	.000	0-0	.000	0-0	.000	0	0	0	0	0	0	0	0	0
vs. Xavier	11/26/21		10	2-3	.667	1-1	1.000	1-2	.500	1	0	1	0	0	0	0	1	6
at Maryland	12/1/21		3	0-2	.000	0-1	.000	0-0	.000	0	0	0	1	0	0	0	1	0
Wake Forest	12/4/21		5	0-1	.000	0-1	.000	0-0	.000	0	0	0	0	0	0	0	0	0
Cornell	12/8/21		20	4-8	.500	3-4	.750	0-0	.000	0	1	1	1	1	2	0	1	11
at Dayton	12/12/21		11	1-2	.500	1-1	1.000	2-2	1.000	0	2	2	2	0	1	0	1	5
vs. St. Bonaventure	12/17/21		15	2-2	1.000	1-1	1.000	0-0	.000	0	0	0	5	2	1	0	1	5
at Duke	12/22/21		8	0-1	.000	0-0	.000	0-0	.000	0	1	1	0	2	2	0	0	0
NC State	1/4/22		12	1-2	.500	0-1	.000	0-0	.000	1	0	1	0	3	0	0	0	2
at Virginia	1/12/22		2	0-1	.000	0-0	.000	0-0	.000	0	1	1	1	0	1	0	0	0
Notre Dame	1/15/22		6	0-1	.000	0-0	.000	0-0	.000	0	0	0	4	0	0	0	0	0
at NC State	1/19/22		11	2-4	.500	1-2	.500	2-2	1.000	0	1	1	1	1	1	0	0	7
at Boston College	1/22/22		18	1-3	.333	0-0	.000	0-0	.000	0	2	2	1	3	0	0	1	2
at North Carolina	1/24/22		16	2-5	.400	0-2	.000	0-0	.000	0	1	1	3	4	0	0	0	4
Miami	1/26/22																	
at Florida State	1/29/22																	
Georgia Tech	2/2/22																	
at Pittsburgh	2/5/22																	
Pittsburgh	2/7/22																	
Syracuse	2/12/22																	
Virginia	2/14/22																	
North Carolina	2/19/22																	
at Georgia Tech	2/23/22																	
at Miami	2/26/22																	
Louisville	3/1/22																	
at Clemson	3/5/22																	

## PRODUCTION TRACKER

	This Season
Scored 10+ Points	1
Scored 20+ Points	-
Led Tech in Scoring	-
Made 3+ 3FGs	1
Led Tech in 3FGM	1
Shot over 40% from 3	9
Had a Double-Double	-
Had Multiple Assists	7
Had Multiple Steals	1



# 4 NAHIEM ALLEYNE

**JUNIOR** Guard | 6-4 | 195 | Human Development  
Buford, Georgia | Mountain View



## SEASON/CAREER BESTS

**POINTS**  
Season 22 vs. Notre Dame (1/15/22)  
Career 28 vs. Florida (3/19/21)

**REBOUNDS**  
Season 7 vs. Maine (11/9/21)  
Career 9 at Notre Dame (1/27/21)

**ASSISTS**  
Season 4 (3x), last at Maryland (12/1/21)  
Career 5 (2x), last vs. Wake Forest (2/27/21)

**BLOCKS**  
Season 1 at Virginia (1/12/22)  
Career 2 vs. Delaware State (11/20/19)

**STEALS**  
Season 1 (8x), last at BC (1/22/22)  
Career 3 at Louisville (1/6/21)

**MINUTES**  
Season 39 at Dayton (12/12/21)  
Career 39 at Dayton (12/12/21)

**FIELD GOALS MADE**  
Season 8 vs. Notre Dame (1/15/22)  
Career 8 (2x), last vs. Notre Dame (1/15/22)

**FIELD GOALS ATTEMPTED**  
Season 16 vs. Xavier (11/26/21)  
Career 18 vs. Florida (3/19/21)

**3-PT. FIELD GOALS MADE**  
Season 4 vs. Notre Dame (1/15/22)  
Career 5 (4x), last at Syracuse (1/23/21)

**3-PT. FIELD GOALS ATTEMPTED**  
Season 9 at NC State (1/19/22)  
Career 10 (3x), last vs. Florida (3/19/21)

**FREE THROWS MADE**  
Season 10 vs. Memphis (11/24/21)  
Career 10 vs. Memphis (11/24/21)

**FREE THROWS ATTEMPTED**  
Season 11 vs. Memphis (11/24/21)  
Career 11 (2x), last vs. Memphis (11/24/21)

## CAREER STATS

	GP-GS	MIN	AVG	FG-FGA	FG%	3FG-FGA	3FG%	FT-FTA	FT%	OFF-DEF-TOT	AVG	PF-FO	AST	TO	BLK	STL	PTS	AVG
2019-20	32-27	832	26.0	92-237	.388	49-126	.389	48-63	.762	6-69-75	2.3	51-1	46	27	6	12	281	8.8
2020-21	22-21	623	28.3	78-199	.392	42-103	.408	46-57	.807	4-54-58	2.6	47-0	37	33	2	15	244	11.1
2021-22	19-19	626	32.9	64-185	.346	34-95	.358	35-38	.921	0-64-64	3.4	26-0	37	32	1	8	197	10.4
<b>TOTAL</b>	<b>73-67</b>	<b>2083</b>	<b>28.5</b>	<b>234-621</b>	<b>.377</b>	<b>125-324</b>	<b>.386</b>	<b>129-158</b>	<b>.816</b>	<b>10-187-197</b>	<b>2.7</b>	<b>124-1</b>	<b>120</b>	<b>92</b>	<b>9</b>	<b>35</b>	<b>722</b>	<b>9.9</b>

- Named to NIT Season Tip-Off all-tournament team. *Name pronounced: nah-HEEM ah-LEAN*
- One of Tech's top threats from three.
- Had seven games of hitting three or more 3FGs during the 2020-21 season.
- Reached double-figure scoring 13 times as a sophomore.
- Made the game-tying 3-pointer to send the Florida (3/19) game into overtime in the first round of the 2021 NCAA Tournament.
- Started 21 of 22 games in 2020-21.
- Shot 40.8 percent from three last season, which was second on the team.
- Two-time ACC Men's Basketball All-Academic Team honoree.
- Averaged 17.2 points per game and made 63 three-pointers in the 2018-19 season at Mountain View.
- A three-star recruit by 247 Sports that was ranked as the 21st-best player in the state of Georgia.
- Born in Long Island, New York; family moved to Georgia when he was in middle school.
- Into anime, and in his opinion, J. Cole is the best rapper of all-time - it's not up for debate.

## 2021-22 GAME-BY-GAME STATS

OPPONENT	DATE	ST	MIN	FG-FGA	PCT	3FG-FGA	PCT	FT-FTA	PCT	OFF	DEF	TOT	PF	A	T/O	BLK	STL	PTS
Maine	11/9/21	*	29	5-10	.500	3-6	.500	0-0	.000	0	7	7	0	4	2	0	1	13
at Navy	11/12/21	*	31	2-9	.222	1-4	.250	3-3	1.000	0	0	0	2	3	3	0	0	8
Radford	11/15/21	*	32	0-6	.000	0-2	.000	2-2	1.000	0	4	4	2	3	4	0	1	2
St. Francis (Pa.)	11/18/21	*	30	7-10	.700	1-2	.500	3-3	1.000	0	4	4	0	2	0	0	1	18
Merrimack	11/21/21	*	31	4-9	.444	2-4	.500	2-2	1.000	0	3	3	1	1	2	0	0	12
vs. Memphis	11/24/21	*	36	4-14	.286	3-7	.429	10-11	.909	0	4	4	4	4	2	0	1	21
vs. Xavier	11/26/21	*	38	7-16	.438	3-7	.429	1-1	1.000	0	5	5	1	3	0	0	0	18
at Maryland	12/1/21	*	37	3-11	.273	2-3	.667	0-0	.000	0	4	4	2	4	1	0	0	8
Wake Forest	12/4/21	*	34	1-7	.143	1-5	.200	4-4	1.000	0	3	3	0	1	3	0	0	7
Cornell	12/8/21	*	30	5-11	.455	3-6	.500	0-0	.000	0	1	1	0	3	1	0	1	13
at Dayton	12/12/21	*	39	1-10	.100	0-4	.000	0-0	.000	0	2	2	0	1	2	0	1	2
vs. St. Bonaventure	12/17/21	*	30	3-10	.300	2-8	.250	1-2	.500	0	3	3	0	1	1	0	0	9
at Duke	12/22/21	*	28	0-4	.000	0-3	.000	0-0	.000	0	4	4	2	2	2	0	0	0
NC State	1/4/22	*	31	2-11	.182	1-7	.143	4-4	1.000	0	2	2	1	0	0	0	0	9
at Virginia	1/12/22	*	33	2-5	.400	2-3	.667	0-0	.000	0	3	3	4	1	0	1	1	6
Notre Dame	1/15/22	*	38	8-10	.800	4-5	.800	2-2	1.000	0	2	2	0	3	2	0	0	22
at NC State	1/19/22	*	32	3-14	.214	2-9	.222	1-2	.500	0	6	6	2	0	5	0	0	9
at Boston College	1/22/22	*	30	3-10	.300	2-6	.333	2-2	1.000	0	2	2	2	1	1	0	1	10
at North Carolina	1/24/22	*	37	4-8	.500	2-4	.500	0-0	.000	0	5	5	3	0	1	0	0	10
Miami	1/26/22																	
at Florida State	1/29/22																	
Georgia Tech	2/2/22																	
at Pittsburgh	2/5/22																	
Pittsburgh	2/7/22																	
Syracuse	2/12/22																	
Virginia	2/14/22																	
North Carolina	2/19/22																	
at Georgia Tech	2/23/22																	
at Miami	2/26/22																	
Louisville	3/1/22																	
at Clemson	3/5/22																	

## PRODUCTION TRACKER

	This Season	Career
Scored 10+ Points	9	34
Scored 20+ Points	2	7
Led Tech in Scoring	3	12
Made 3+ 3FGs	5	20
Led Tech in 3FGM	8	21
Shot over 40% from 3	10	36
Had a Double-Double	-	-
Had Multiple Assists	10	32
Had Multiple Steals	-	4



# 5 STORM MURPHY

**GRADUATE STUDENT** Guard | 6-0 | 185 | Leadership Studies  
Middleton, Wisconsin | Wofford



## SEASON/CAREER BESTS

### POINTS

Season 18 vs. St. Bonaventure  
Career 28 vs. Western Carolina (1/23/21)

### REBOUNDS

Season 6 at Navy (11/12/21)  
Career 8 vs. South Florida (12/12/20)

### ASSISTS

Season 5 (2x), last vs. NC State (1/4/22)  
Career 11 vs. Samford (1/2/21)

### BLOCKS

Season -  
Career 1 (3x), last at Samford (3/2/19)

### STEALS

Season 2 (2x), last at BC (1/22/22)  
Career 4 vs. Mercer (3/3/18)

### MINUTES

Season 39 vs. Memphis (11/24/21)  
Career 40 at UNC Greensboro (2/19/20)

### FIELD GOALS MADE

Season 7 vs. St. Bonaventure (12/17/21)  
Career 10 vs. Western Carolina (1/23/21)

### FIELD GOALS ATTEMPTED

Season 10 (2x), last at Virginia (1/12/22)  
Career 19 at Chattanooga (1/16/21)

### 3-PT. FIELD GOALS MADE

Season 4 (3x), last vs. Notre Dame (1/15/22)  
Career 5 (6x), last at VMI (1/13/21)

### 3-PT. FIELD GOALS ATTEMPTED

Season 7 (2x), last vs. Notre Dame (1/15/22)  
Career 10 (6x), last vs. VMI (2/3/21)

### FREE THROWS MADE

Season 2 (2x), last vs. NC State (1/4/22)  
Career 8 (3x), last vs. The Citadel (2/17/21)

### FREE THROWS ATTEMPTED

Season 3 at Navy (11/12/21)  
Career 10 vs. The Citadel (2/17/21)

- Consummate point guard with four years of college experience.
- First-Team All-SoCon and named to SoCon All-Tournament Team last season.
- Averaged 17.8 points, 3.3 rebounds and 4.3 assists as a senior at Wofford - one of only 11 players to average that stat line or better nationally.
- NABC All-District 21 First Team selection who was featured on the Lou Henson Award Mid-Season Watch List.
- Started all 24 games in 2020-21.
- Tallied double figures in 21 of 24 contests, including 10 20-point performances, and dished over five assists on eight occasions.
- Graduated from Wofford with 1,315 career points, which rank 24th all-time in program history.

## 2021-22 GAME-BY-GAME STATS

OPPONENT	DATE	ST	MIN	FG-FGA	PCT	3FG-FGA	PCT	FT-FTA	PCT	OFF	DEF	TOT	PF	A	T/O	BLK	STL	PTS
Maine	11/9/21	*	26	2-7	.286	1-4	.250	0-0	.000	0	3	3	1	2	0	0	1	5
at Navy	11/12/21	*	32	4-9	.444	1-5	.200	2-3	.667	0	6	6	2	1	2	0	0	11
Radford	11/15/21	*	29	6-7	.857	4-5	.800	1-2	.500	0	1	1	0	3	3	0	1	17
St. Francis (Pa.)	11/18/21	*	29	2-6	.333	2-4	.500	1-2	.500	0	1	1	2	3	0	0	0	7
Merrimack	11/21/21	*	24	6-8	.750	2-4	.500	0-0	.000	0	0	0	2	1	3	0	1	14
vs. Memphis	11/24/21	*	39	2-8	.250	0-3	.000	1-2	.500	0	1	1	3	2	6	0	0	5
vs. Xavier	11/26/21	*	18	0-5	.000	0-3	.000	0-0	.000	0	1	1	4	0	1	0	1	0
at Maryland	12/1/21	*	32	0-4	.000	0-2	.000	0-0	.000	0	2	2	4	1	0	0	0	0
Wake Forest	12/4/21	*	34	3-7	.429	1-4	.250	0-0	.000	0	0	0	1	3	0	0	0	7
Cornell	12/8/21	*	20	3-5	.600	1-3	.333	0-0	.000	0	1	1	1	4	2	0	0	7
at Dayton	12/12/21	*	26	3-6	.500	2-4	.500	0-0	.000	0	2	2	2	5	3	0	0	8
vs. St. Bonaventure	12/17/21	*	24	7-10	.700	4-7	.571	0-0	.000	1	1	2	0	3	1	0	1	18
at Duke	12/22/21	*	35	3-8	.375	2-5	.400	0-0	.000	0	0	0	2	4	1	0	0	8
NC State	1/4/22	*	28	5-8	.625	2-3	.667	2-2	1.000	0	1	1	1	5	1	0	0	14
at Virginia	1/12/22	*	38	4-10	.400	2-7	.286	0-0	.000	2	1	3	1	2	2	0	0	10
Notre Dame	1/15/22	*	33	4-7	.571	4-7	.571	0-0	.000	1	3	4	3	2	3	0	0	12
at NC State	1/19/22	*	30	2-8	.250	1-6	.167	0-0	.000	1	1	2	3	3	2	0	2	5
at Boston College	1/22/22	*	30	3-8	.375	0-4	.000	0-0	.000	1	1	2	1	1	0	0	2	6
at North Carolina	1/24/22	*	26	1-4	.250	0-1	.000	0-0	.000	0	0	0	4	4	2	0	0	2
Miami	1/26/22																	
at Florida State	1/29/22																	
Georgia Tech	2/2/22																	
at Pittsburgh	2/5/22																	
Pittsburgh	2/7/22																	
Syracuse	2/12/22																	
Virginia	2/14/22																	
North Carolina	2/19/22																	
at Georgia Tech	2/23/22																	
at Miami	2/26/22																	
Louisville	3/1/22																	
at Clemson	3/5/22																	

## PRODUCTION TRACKER

	This Season	Career
Scored 10+ Points	7	66
Scored 20+ Points	-	12
Led Tech in Scoring	2	2
Made 3+ 3FGs	3	36
Led Tech in 3FGM	6	6
Shot over 40% from 3	8	79
Had a Double-Double	-	1
Had 5+ Assists	2	37
Had Multiple Steals	2	25



## CAREER STATS

	GP-GS	MIN	AVG	FG-FGA	FG%	3FG-FGA	3FG%	FT-FTA	FT%	OFF-DEF-TOT	AVG	PF-FO	AST	TO	BLK	STL	PTS	AVG
2017-18	34-29	932	27.4	70-160	.438	41-107	.383	32-38	.842	7-68-75	2.2	44-0	135	56	1	30	213	6.3
2018-19	34-33	890	26.2	98-196	.500	50-106	.472	27-32	.844	4-58-62	1.8	59-0	112	41	1	24	273	8.0
2019-20	34-34	1071	31.5	147-318	.462	64-152	.421	45-52	.865	10-80-90	2.6	56-1	121	75	1	25	403	11.9
2020-21	24-24	830	34.6	143-304	.470	70-175	.400	70-83	.843	14-64-78	3.3	29-0	104	65	-	23	426	17.8
2021-22	19-19	553	29.1	60-135	.444	29-81	.358	7-11	.636	6-26-32	1.7	35-0	52	33	0	9	156	8.2
<b>TOTAL</b>	<b>145-139</b>	<b>4274</b>	<b>29.5</b>	<b>518-1108</b>	<b>.468</b>	<b>259-624</b>	<b>.415</b>	<b>181-216</b>	<b>.838</b>	<b>41-296-341</b>	<b>2.4</b>	<b>217-1</b>	<b>519</b>	<b>269</b>	<b>5</b>	<b>117</b>	<b>1471</b>	<b>10.1</b>

# 10 CAMDEN JOHNSON

**FRESHMAN** Guard | 6-1 | 175 | Business, Undecided  
Waxhaw, North Carolina | Metrolina Christian Academy



## SEASON/CAREER BESTS

### POINTS

Season 3 vs. Merrimack (11/21/21)  
Career 3 vs. Merrimack (11/21/21)

### REBOUNDS

Season 1 vs. Merrimack (11/21/21)  
Career 1 vs. Merrimack (11/21/21)

### ASSISTS

Season 1 vs. Saint Francis (11/18/21)  
Career 1 vs. Saint Francis (11/18/21)

### BLOCKS

Season -  
Career -

### STEALS

Season 1 vs. Merrimack (11/21/21)  
Career 1 vs. Merrimack (11/21/21)

### MINUTES

Season 3 (2x), last vs. St. Bona. (12/17/21)  
Career 3 (2x), last vs. St. Bona. (12/17/21)

### FIELD GOALS MADE

Season 1 vs. Merrimack (11/21/21)  
Career 1 vs. Merrimack (11/21/21)

### FIELD GOALS ATTEMPTED

Season 1 (2x), last vs. St. Bona. (12/17/21)  
Career 1 (2x), last vs. St. Bona. (12/17/21)

### 3-PT. FIELD GOALS MADE

Season 1 vs. Merrimack (11/21/21)  
Career 1 vs. Merrimack (11/21/21)

### 3-PT. FIELD GOALS ATTEMPTED

Season 1 (2x), last vs. St. Bona. (12/17/21)  
Career 1 (2x), last vs. St. Bona. (12/17/21)

### FREE THROWS MADE

Season -  
Career -

### FREE THROWS ATTEMPTED

Season -  
Career -

## CAREER STATS

	GP-GS	MIN	AVG	FG-FGA	FG%	3FG-FGA	3FG%	FT-FTA	FT%	OFF-DEF-TOT	AVG	PF-FO	AST	TO	BLK	STL	PTS	AVG
2021-22	6-0	13	2.2	1-2	.500	1-2	.500	0-0	.000	0-1-1	0.2	1-0	1	0	0	1	3	0.5
<b>TOTAL</b>	<b>6-0</b>	<b>13</b>	<b>2.2</b>	<b>1-2</b>	<b>.500</b>	<b>1-2</b>	<b>.500</b>	<b>0-0</b>	<b>.000</b>	<b>0-1-1</b>	<b>0.2</b>	<b>1-0</b>	<b>1</b>	<b>0</b>	<b>0</b>	<b>1</b>	<b>3</b>	<b>0.5</b>

- Recruited as a preferred walk-on.
- Averaged 14 points, 6.6 rebounds, 3.2 assists and 2.3 steals per game his senior season at Metrolina.
- Parents, Joey and Cindy Johnson, both attended Virginia Tech.

## 2021-22 GAME-BY-GAME STATS

OPPONENT	DATE	ST	MIN	FG-FGA	PCT	3FG-FGA	PCT	FT-FTA	PCT	OFF	DEF	TOT	PF	A	T/O	BLK	STL	PTS
Maine	11/9/21		2	0-0	.000	0-0	.000	0-0	.000	0	0	0	0	0	0	0	0	0
at Navy	11/12/21									DNP								
Radford	11/15/21		1	0-0	.000	0-0	.000	0-0	.000	0	0	0	0	0	0	0	0	0
St. Francis (Pa.)	11/18/21		3	0-0	.000	0-0	.000	0-0	.000	0	0	0	0	1	0	0	0	0
Merrimack	11/21/21		2	1-1	1.000	1-1	1.000	0-0	.000	0	1	1	0	0	0	0	1	3
vs. Memphis	11/24/21									DNP								
vs. Xavier	11/26/21									DNP								
at Maryland	12/1/21									DNP								
Wake Forest	12/4/21									DNP								
Cornell	12/8/21		2	0-0	.000	0-0	.000	0-0	.000	0	0	0	0	0	0	0	0	0
at Dayton	12/12/21									DNP								
vs. St. Bonaventure	12/17/21		3	0-1	.000	0-1	.000	0-0	.000	0	0	0	1	0	0	0	0	0
at Duke	12/22/21									DNP								
NC State	1/4/22									DNP								
at Virginia	1/12/22									DNP								
Notre Dame	1/15/22									DNP								
at NC State	1/19/22									DNP								
at Boston College	1/22/22									DNP								
at North Carolina	1/24/22									DNP								
Miami	1/26/22																	
at Florida State	1/29/22																	
Georgia Tech	2/2/22																	
at Pittsburgh	2/5/22																	
Pittsburgh	2/7/22																	
Syracuse	2/12/22																	
Virginia	2/14/22																	
North Carolina	2/19/22																	
at Georgia Tech	2/23/22																	
at Miami	2/26/22																	
Louisville	3/1/22																	
at Clemson	3/5/22																	

## PRODUCTION TRACKER

	This Season
Scored 5+ Points	-
Scored 10+ Points	-
Made Multiple 3FGs	-
Made 3+ 3FGs	-
Led Tech in 3FGM	-
Shot over 40% from 3	1
Played 5+ Minutes	-
Had Multiple Assists	-
Had Multiple Steals	-



# 11 JALEN HAYNES

**FRESHMAN** Forward | 6-8 | 250 | Human Development  
Ft. Lauderdale, Florida | Montverde Academy



## SEASON/CAREER BESTS

### POINTS

Season 4 vs. Saint Francis (11/18/21)  
Career 4 vs. Saint Francis (11/18/21)

### REBOUNDS

Season 2 vs. Radford (11/15/21)  
Career 2 vs. Radford (11/15/21)

### ASSISTS

Season -  
Career -

### BLOCKS

Season -  
Career -

### STEALS

Season -  
Career -

### MINUTES

Season 5 vs. Maine (11/9/21)  
Career 5 vs. Maine (11/9/21)

### FIELD GOALS MADE

Season 2 vs. Saint Francis (11/18/21)  
Career 2 vs. Saint Francis (11/18/21)

### FIELD GOALS ATTEMPTED

Season 3 vs. Radford (11/15/21)  
Career 3 vs. Radford (11/15/21)

### 3-PT. FIELD GOALS MADE

Season -  
Career -

### 3-PT. FIELD GOALS ATTEMPTED

Season -  
Career -

### FREE THROWS MADE

Season 1 vs. St. Bonaventure (12/17/21)  
Career 1 vs. St. Bonaventure (12/17/21)

### FREE THROWS ATTEMPTED

Season 2 vs. St. Bonaventure (12/17/21)  
Career 2 vs. St. Bonaventure (12/17/21)

## CAREER STATS

	GP-GS	MIN	AVG	FG-FGA	FG%	3FG-FGA	3FG%	FT-FTA	FT%	OFF-DEF-TOT	AVG	PF-FO	AST	TO	BLK	STL	PTS	AVG
2021-22	8-0	23	2.9	3-7	.429	0-0	.000	1-3	.333	3-1-4	0.5	2-0	0	2	0	0	7	0.9
<b>TOTAL</b>	<b>8-0</b>	<b>23</b>	<b>2.9</b>	<b>3-7</b>	<b>.429</b>	<b>0-0</b>	<b>.000</b>	<b>1-3</b>	<b>.333</b>	<b>3-1-4</b>	<b>0.5</b>	<b>2-0</b>	<b>0</b>	<b>2</b>	<b>0</b>	<b>0</b>	<b>7</b>	<b>0.9</b>

- Played a postgraduate season at Montverde Academy during the 2020-21 season for head coach Ben Wisniewski; averaged 20.2 points and 10.6 rebounds. *First name pronounced: JAY-lin*
- Before Montverde, played at Dillard High School for legendary head coach Darryl Burrows.
- At Dillard in 2019-20, averaged 18 points, 10 rebounds and two blocks, while leading the Panthers to a 24-8 record and to the state title game.
- Three-star recruit by 247Sports.
- Chose the Hokies over Mississippi State, Boston College and UCF.

## 2021-22 GAME-BY-GAME STATS

OPPONENT	DATE	ST	MIN	FG-FGA	PCT	3FG-FGA	PCT	FT-FTA	PCT	OFF	DEF	TOT	PF	A	T/O	BLK	STL	PTS
Maine	11/9/21		5	0-0	.000	0-0	.000	0-1	.000	0	0	0	1	0	0	0	0	0
at Navy	11/12/21		1	0-0	.000	0-0	.000	0-0	.000	0	0	0	0	0	0	0	0	0
Radford	11/15/21		4	0-3	.000	0-0	.000	0-0	.000	1	1	2	0	0	0	0	0	0
St. Francis (Pa.)	11/18/21		3	2-2	1.000	0-0	.000	0-0	.000	1	0	1	0	0	0	0	0	4
Merrimack	11/21/21		2	0-0	.000	0-0	.000	0-0	.000	0	0	0	0	0	1	0	0	0
vs. Memphis	11/24/21																	
vs. Xavier	11/26/21																	
at Maryland	12/1/21																	
Wake Forest	12/4/21																	
Cornell	12/8/21		2	0-1	.000	0-0	.000	0-0	.000	0	0	0	0	0	0	0	0	0
at Dayton	12/12/21																	
vs. St. Bonaventure	12/17/21		5	1-1	1.000	0-0	.000	1-2	.500	1	0	1	0	0	1	0	0	3
at Duke	12/22/21																	
NC State	1/4/22																	
at Virginia	1/12/22																	
Notre Dame	1/15/22																	
at NC State	1/19/22																	
at Boston College	1/22/22																	
at North Carolina	1/24/22		1	0-0	.000	0-0	.000	0-0	.000	0	0	0	1	0	0	0	0	0
Miami	1/26/22																	
at Florida State	1/29/22																	
Georgia Tech	2/2/22																	
at Pittsburgh	2/5/22																	
Pittsburgh	2/7/22																	
Syracuse	2/12/22																	
Virginia	2/14/22																	
North Carolina	2/19/22																	
at Georgia Tech	2/23/22																	
at Miami	2/26/22																	
Louisville	3/1/22																	
at Clemson	3/5/22																	

## PRODUCTION TRACKER

	This Season
Scored 10+ Points	-
Had 5+ Rebounds	-
Had Multiple Blocks	-
Led Tech in Blocks	-
Had Multiple Steals	-
Shot over 50% from the floor	2
Played 10+ Minutes	-
Shot 5+ Free Throws	-
Had Multiple Dunks	-



# 13 DARIUS MADDOX

**SOPHOMORE** Guard | 6-5 | 185 | Sports Media and Analytics  
Bowie, Maryland | Oak Hill Academy



## SEASON/CAREER BESTS

### POINTS

Season 14 vs. Cornell (12/8/21)  
Career 14 vs. Cornell (12/8/21)

### REBOUNDS

Season 4 vs. Cornell (12/8/21)  
Career 4 vs. Cornell (12/8/21)

### ASSISTS

Season 2 at Duke (12/22/21)  
Career 2 at Duke (12/22/21)

### BLOCKS

Season 2 at Maryland (12/1/21)  
Career 2 at Maryland (12/1/21)

### STEALS

Season 1 (4x), last vs. NC State (1/4/22)  
Career 1 (4x), last vs. NC State (1/4/22)

### MINUTES

Season 23 vs. Cornell (12/8/21)  
Career 23 vs. Cornell (12/8/21)

### FIELD GOALS MADE

Season 4 (3x), last vs. Cornell (12/8/21)  
Career 4 (3x), last vs. Cornell (12/8/21)

### FIELD GOALS ATTEMPTED

Season 8 vs. Cornell (12/8/21)  
Career 8 vs. Cornell (12/8/21)

### 3-PT. FIELD GOALS MADE

Season 3 vs. Saint Francis (11/18/21)  
Career 3 (2x), last vs. Saint Francis (11/18/21)

### 3-PT. FIELD GOALS ATTEMPTED

Season 4 vs. Cornell (12/8/21)  
Career 4 vs. Cornell (12/8/21)

### FREE THROWS MADE

Season 4 (2x), last vs. Cornell (12/8/21)  
Career 4 (2x), last vs. Cornell (12/8/21)

### FREE THROWS ATTEMPTED

Season 4 (3x), last vs. St. Bona. (12/17/21)  
Career 4 (3x), last vs. St. Bona. (12/17/21)

## CAREER STATS

	GP-GS	MIN	AVG	FG-FGA	FG%	3FG-FGA	3FG%	FT-FTA	FT%	OFF-DEF-TOT	AVG	PF-FO	AST	TO	BLK	STL	PTS	AVG
2020-21	11-0	35	3.2	3-11	.273	3-7	.429	0-0	.000	2-0-2	0.2	3-0	3	1	1	0	9	0.8
2021-22	19-0	256	13.5	31-61	.508	14-29	.483	12-15	.800	7-22-29	1.5	17-0	6	9	4	4	88	4.6
<b>TOTAL</b>	<b>30-0</b>	<b>291</b>	<b>9.7</b>	<b>34-72</b>	<b>.472</b>	<b>17-36</b>	<b>.472</b>	<b>12-15</b>	<b>.800</b>	<b>9-22-31</b>	<b>1.0</b>	<b>20-0</b>	<b>9</b>	<b>10</b>	<b>5</b>	<b>4</b>	<b>97</b>	<b>3.2</b>

- Dropped in a career-high 14 points on 4-of-8 shooting vs. Cornell; also set or tied career highs in rebounds (four), minutes played (23), field goals made (four) and free throws made (four).
- Appeared in 11 games in 2020-21, recording a season-high nine points vs. Coppin State (12/19/20).
- Rated 84th overall and the 14th-best shooting guard on 247 Sports.
- Chose the Hokies over Cincinnati, Creighton, Georgetown and Seton Hall.

## 2021-22 GAME-BY-GAME STATS

OPPONENT	DATE	ST	MIN	FG-FGA	PCT	3FG-FGA	PCT	FT-FTA	PCT	OFF	DEF	TOT	PF	A	T/O	BLK	STL	PTS
Maine	11/9/21		19	4-7	.571	1-1	1.000	0-0	.000	0	2	2	1	0	2	0	0	9
at Navy	11/12/21		15	2-5	.400	0-2	.000	0-1	.000	1	2	3	2	1	0	0	0	4
Radford	11/15/21		16	2-3	.667	2-3	.667	0-0	.000	0	1	1	0	1	1	0	0	6
St. Francis (Pa.)	11/18/21		18	4-4	1.000	3-3	1.000	0-0	.000	1	2	3	1	0	2	0	0	11
Merrimack	11/21/21		16	1-4	.250	1-2	.500	1-2	.500	1	2	3	0	0	0	0	0	4
vs. Memphis	11/24/21		14	2-2	1.000	1-1	1.000	0-0	.000	0	0	0	0	0	0	0	0	5
vs. Xavier	11/26/21		17	0-2	.000	0-2	.000	4-4	1.000	0	1	1	1	0	1	0	0	4
at Maryland	12/1/21		12	2-2	1.000	0-0	.000	0-0	.000	1	1	2	0	0	1	2	1	4
Wake Forest	12/4/21		12	2-3	.667	1-1	1.000	0-0	.000	0	1	1	1	0	0	0	1	5
Cornell	12/8/21		23	4-8	.500	2-4	.500	4-4	1.000	0	4	4	1	0	0	1	1	14
at Dayton	12/12/21		11	0-2	.000	0-0	.000	0-0	.000	1	0	1	3	0	0	0	0	0
vs. St. Bonaventure	12/17/21		17	2-4	.500	1-3	.333	3-4	.750	1	1	2	1	1	0	0	0	8
at Duke	12/22/21		16	1-3	.333	0-2	.000	0-0	.000	0	1	1	3	2	0	0	0	2
NC State	1/4/22		11	1-3	.333	1-2	.500	0-0	.000	0	2	2	0	1	0	1	1	3
at Virginia	1/12/22		8	0-1	.000	0-1	.000	0-0	.000	0	1	1	1	0	1	0	0	0
Notre Dame	1/15/22		5	1-2	.500	1-1	1.000	0-0	.000	0	0	0	0	0	0	0	0	3
at NC State	1/19/22		11	1-3	.333	0-1	.000	0-0	.000	0	0	0	1	0	0	0	0	2
at Boston College	1/22/22		6	1-1	1.000	0-0	.000	0-0	.000	1	0	1	0	0	1	0	0	2
at North Carolina	1/24/22		9	1-2	.500	0-0	.000	0-0	.000	0	1	1	1	0	0	0	0	2
Miami	1/26/22																	
at Florida State	1/29/22																	
Georgia Tech	2/2/22																	
at Pittsburgh	2/5/22																	
Pittsburgh	2/7/22																	
Syracuse	2/12/22																	
Virginia	2/14/22																	
North Carolina	2/19/22																	
at Georgia Tech	2/23/22																	
at Miami	2/26/22																	
Louisville	3/1/22																	
at Clemson	3/5/22																	

## PRODUCTION TRACKER

	This Season	Career
Scored 10+ Points	2	2
Scored 20+ Points	-	-
Led Tech in Scoring	-	-
Made 3+ 3FGs	1	2
Led Tech in 3FGM	1	1
Shot over 40% from 3	9	10
Had a Double-Double	-	-
Had Multiple Assists	1	1
Had Multiple Steals	-	-



# 14 BEN VARGA

**FRESHMAN** Guard | 5-10 | 170 | Business, Undecided  
Louisville, Kentucky | St. Xavier



## SEASON/CAREER BESTS

### POINTS

Season 3 vs. Merrimack (11/21/21)  
Career 3 vs. Merrimack (11/21/21)

### REBOUNDS

Season -  
Career -

### ASSISTS

Season -  
Career -

### BLOCKS

Season -  
Career -

### STEALS

Season -  
Career -

### MINUTES

Season 3 vs. St. Bonaventure (12/17/21)  
Career 3 vs. St. Bonaventure (12/17/21)

### FIELD GOALS MADE

Season 1 vs. Merrimack (11/21/21)  
Career 1 vs. Merrimack (11/21/21)

### FIELD GOALS ATTEMPTED

Season 2 (2x), last vs. St. Bona. (12/17/21)  
Career 2 (2x), last vs. St. Bona. (12/17/21)

### 3-PT. FIELD GOALS MADE

Season 1 vs. Merrimack (11/21/21)  
Career 1 vs. Merrimack (11/21/21)

### 3-PT. FIELD GOALS ATTEMPTED

Season 2 vs. Merrimack (11/21/21)  
Career 2 vs. Merrimack (11/21/21)

### FREE THROWS MADE

Season -  
Career -

### FREE THROWS ATTEMPTED

Season -  
Career -

## CAREER STATS

	GP-GS	MIN	AVG	FG-FGA	FG%	3FG-FGA	3FG%	FT-FTA	FT%	OFF-DEF-TOT	AVG	PF-FO	AST	TO	BLK	STL	PTS	AVG
2021-22	5-0	10	2.0	1-5	.200	1-4	.250	0-0	.000	0-0-0	0.0	0-0	0	0	0	0	3	0.6
<b>TOTAL</b>	<b>5-0</b>	<b>10</b>	<b>2.0</b>	<b>1-5</b>	<b>.200</b>	<b>1-4</b>	<b>.250</b>	<b>0-0</b>	<b>.000</b>	<b>0-0-0</b>	<b>0.0</b>	<b>0-0</b>	<b>0</b>	<b>0</b>	<b>0</b>	<b>0</b>	<b>3</b>	<b>0.6</b>

- Recruited as a preferred walk-on.
- Played four years at St. Xavier High School for head coach Kevin Klein.
- Holds school record for career 3-pointers made, school record for 3-pointers made in a game and school record for 3-pointers made in a season.
- Led Kentucky in 3-pointers his senior year - averaged 18 ppg and four 3-pointers per game.
- Dad played tennis at the University of Kentucky.

*Last name pronounced: VAR-guh*

## 2021-22 GAME-BY-GAME STATS

OPPONENT	DATE	ST	MIN	FG-FGA	PCT	3FG-FGA	PCT	FT-FTA	PCT	OFF	DEF	TOT	PF	A	T/O	BLK	STL	PTS
Maine	11/9/21		2	0-0	.000	0-0	.000	0-0	.000	0	0	0	0	0	0	0	0	0
at Navy	11/12/21							DNP										
Radford	11/15/21		1	0-0	.000	0-0	.000	0-0	.000	0	0	0	0	0	0	0	0	0
St. Francis (Pa.)	11/18/21							DNP										
Merrimack	11/21/21		2	1-2	.500	1-2	.500	0-0	.000	0	0	0	0	0	0	0	0	3
vs. Memphis	11/24/21							DNP										
vs. Xavier	11/26/21							DNP										
at Maryland	12/1/21							DNP										
Wake Forest	12/4/21							DNP										
Cornell	12/8/21		2	0-1	.000	0-1	.000	0-0	.000	0	0	0	0	0	0	0	0	0
at Dayton	12/12/21							DNP										
vs. St. Bonaventure	12/17/21		3	0-2	.000	0-1	.000	0-0	.000	0	0	0	0	0	0	0	0	0
at Duke	12/22/21							DNP										
NC State	1/4/22							DNP										
at Virginia	1/12/22							DNP										
Notre Dame	1/15/22							DNP										
at NC State	1/19/22							DNP										
at Boston College	1/22/22							DNP										
at North Carolina	1/24/22							DNP										
Miami	1/26/22																	
at Florida State	1/29/22																	
Georgia Tech	2/2/22																	
at Pittsburgh	2/5/22																	
Pittsburgh	2/7/22																	
Syracuse	2/12/22																	
Virginia	2/14/22																	
North Carolina	2/19/22																	
at Georgia Tech	2/23/22																	
at Miami	2/26/22																	
Louisville	3/1/22																	
at Clemson	3/5/22																	

## PRODUCTION TRACKER

	This Season
Scored 5+ Points	-
Scored 10+ Points	-
Made Multiple 3FGs	-
Made 3+ 3FGs	-
Led Tech in 3FGM	-
Shot over 40% from 3	1
Played 5+ Minutes	-
Had Multiple Assists	-
Had Multiple Steals	-



# 15 LYNN KIDD

**SOPHOMORE** Center | 6-10 | 240 | Public Health  
Gainesville, Florida | Clemson



## SEASON/CAREER BESTS

### POINTS

Season 3 vs. Saint Francis (11/18/21)  
Career 4 vs. Florida State (1/23/21)

### REBOUNDS

Season 3 vs. Maine (11/9/21)  
Career 4 vs. South Carolina State (12/2/20)

### ASSISTS

Season -  
Career 1 vs. Mississippi State (11/25/20)

### BLOCKS

Season 1 (2x), last vs. St. Bona. (12/17/21)  
Career 2 vs. South Carolina State (12/2/20)

### STEALS

Season -  
Career -

### MINUTES

Season 6 vs. St. Bonaventure (12/17/21)  
Career 12 vs. South Carolina State (12/2/20)

### FIELD GOALS MADE

Season 1 vs. Saint Francis (11/18/21)  
Career 1 (3x), last vs. Saint Francis (11/18/21)

### FIELD GOALS ATTEMPTED

Season 3 vs. Saint Francis (11/18/21)  
Career 5 vs. South Carolina State (12/2/20)

### 3-PT. FIELD GOALS MADE

Season -  
Career -

### 3-PT. FIELD GOALS ATTEMPTED

Season -  
Career -

### FREE THROWS MADE

Season 1 vs. Saint Francis (11/18/21)  
Career 2 (2x), last vs. Florida State (1/23/21)

### FREE THROWS ATTEMPTED

Season 1 vs. Saint Francis (11/18/21)  
Career 2 (2x), last vs. Florida State (1/23/21)

## CAREER STATS

	GP-GS	MIN	AVG	FG-FGA	FG%	3FG-FGA	3FG%	FT-FTA	FT%	OFF-DEF-TOT	AVG	PF-FO	AST	TO	BLK	STL	PTS	AVG
2020-21	7-0	33	4.7	2-6	.333	0-0	.000	4-4	1.000	4-3-7	1.0	6-0	1	2	2	0	8	1.1
2021-22	6-0	21	3.5	1-6	.167	0-0	.000	1-1	1.000	4-4-8	1.3	0-0	0	3	2	0	3	0.5
<b>TOTAL</b>	<b>13-0</b>	<b>54</b>	<b>4.2</b>	<b>3-12</b>	<b>.250</b>	<b>0-0</b>	<b>.000</b>	<b>5-5</b>	<b>1.000</b>	<b>8-7-15</b>	<b>1.2</b>	<b>6-0</b>	<b>1</b>	<b>5</b>	<b>4</b>	<b>0</b>	<b>11</b>	<b>0.8</b>

- Played in seven games, totaling eight points in 33 minutes of action as a freshman at Clemson.
- Reclassified from the 2021 recruiting class to 2020.
- No. 77 overall prospect on ESPN's Top-100 list of high school juniors; four-star recruit.
- Chose Clemson over Virginia Tech, Miami, Wake Forest, Auburn and Florida during his initial recruitment.

## 2021-22 GAME-BY-GAME STATS

OPPONENT	DATE	ST	MIN	FG-FGA	PCT	3FG-FGA	PCT	FT-FTA	PCT	OFF	DEF	TOT	PF	A	T/O	BLK	STL	PTS
Maine	11/9/21		4	0-1	.000	0-0	.000	0-0	.000	2	1	3	0	0	2	0	0	0
at Navy	11/12/21									DNP								
Radford	11/15/21		1	0-1	.000	0-0	.000	0-0	.000	0	0	0	0	0	0	0	0	0
St. Francis (Pa.)	11/18/21		4	1-3	.333	0-0	.000	1-1	1.000	1	0	1	0	0	0	0	0	3
Merrimack	11/21/21		3	0-0	.000	0-0	.000	0-0	.000	0	2	2	0	0	0	1	0	0
vs. Memphis	11/24/21									DNP								
vs. Xavier	11/26/21									DNP								
at Maryland	12/1/21									DNP								
Wake Forest	12/4/21									DNP								
Cornell	12/8/21		3	0-1	.000	0-0	.000	0-0	.000	1	1	2	0	0	0	0	0	0
at Dayton	12/12/21									DNP								
vs. St. Bonaventure	12/17/21		6	0-0	.000	0-0	.000	0-0	.000	0	0	0	0	0	1	1	0	0
at Duke	12/22/21									DNP								
NC State	1/4/22									DNP								
at Virginia	1/12/22									DNP								
Notre Dame	1/15/22									DNP								
at NC State	1/19/22									DNP								
at Boston College	1/22/22									DNP								
at North Carolina	1/24/22									DNP								
Miami	1/26/22									DNP								
at Florida State	1/29/22									DNP								
Georgia Tech	2/2/22									DNP								
at Pittsburgh	2/5/22									DNP								
Pittsburgh	2/7/22									DNP								
Syracuse	2/12/22									DNP								
Virginia	2/14/22									DNP								
North Carolina	2/19/22									DNP								
at Georgia Tech	2/23/22									DNP								
at Miami	2/26/22									DNP								
Louisville	3/1/22									DNP								
at Clemson	3/5/22									DNP								

## PRODUCTION TRACKER

	This Season	Career
Scored 10+ Points	-	-
Had 5+ Rebounds	-	-
Had Multiple Blocks	-	1
Led Tech in Blocks	-	-
Had Multiple Steals	-	-
Shot over 50% from the floor	-	1
Played 10+ Minutes	-	1
Shot 5+ Free Throws	-	-
Had Multiple Dunks	-	-





# 21 JOHN OJIAKO

**JUNIOR** Center | 6-10 | 245 | Public Health  
Lagos, Nigeria | Admiral Farragut (Fla.)



## SEASON/CAREER BESTS

### POINTS

Season 9 vs. Maine (11/9/21)  
Career 15 vs. UMES (12/29/19)

### REBOUNDS

Season 5 (2x), last vs. Merrimack (11/21/21)  
Career 9 (2x), last vs. Pittsburgh (2/15/20)

### ASSISTS

Season 1 (2x), last at BC (1/22/22)  
Career 1 (4x), last at BC (1/22/22)

### BLOCKS

Season 2 vs. St. Bonaventure (12/17/21)  
Career 5 vs. Miami (2/19/20)

### STEALS

Season -  
Career 2 vs. USC Upstate (11/13/19)

### MINUTES

Season 14 vs. Merrimack (11/21/21)  
Career 23 vs. Miami (2/19/20)

### FIELD GOALS MADE

Season 4 vs. Maine (11/9/21)  
Career 5 vs. UMES (12/29/19)

### FIELD GOALS ATTEMPTED

Season 8 vs. Maine (11/9/21)  
Career 10 vs. UMES (12/29/19)

### 3-PT. FIELD GOALS MADE

Season -  
Career -

### 3-PT. FIELD GOALS ATTEMPTED

Season -  
Career -

### FREE THROWS MADE

Season 5 vs. St. Bonaventure (12/17/21)  
Career 5 (2x), last vs. St. Bona. (12/17/21)

### FREE THROWS ATTEMPTED

Season 6 vs. St. Bonaventure (12/17/21)  
Career 6 (2x), last vs. St. Bona. (12/17/21)

## CAREER STATS

	GP-GS	MIN	AVG	FG-FGA	FG%	3FG-FGA	3FG%	FT-FTA	FT%	OFF-DEF-TOT	AVG	PF-FO	AST	TO	BLK	STL	PTS	AVG
2019-20	31-2	325	10.5	33-61	.541	0-0	.000	19-28	.679	35-50-85	2.7	47-2	2	17	23	6	85	2.7
2020-21	6-0	16	2.7	1-4	.250	0-0	.000	0-2	.000	0-1-1	0.2	4-0	0	1	2	0	2	0.3
2021-22	13-0	103	7.9	15-26	.577	0-0	.000	9-11	.818	17-17-34	2.6	13-0	2	7	7	0	39	3.0
<b>TOTAL</b>	<b>50-2</b>	<b>443</b>	<b>8.9</b>	<b>49-91</b>	<b>.538</b>	<b>0-0</b>	<b>.000</b>	<b>28-41</b>	<b>.683</b>	<b>52-68-120</b>	<b>2.4</b>	<b>63-1</b>	<b>4</b>	<b>25</b>	<b>32</b>	<b>6</b>	<b>126</b>	<b>2.5</b>

- Battled through injuries most of 2020-21.
- Played in six games last season, throwing down a dunk for his lone bucket of the year.
- Played at Admiral Farragut High School in Florida during 2018-19.
- Originally from Nigeria, played his high school basketball first in Kentucky and then in St. Petersburg, Florida.
- Rated as the No. 25 center in the nation and No. 10 player in Florida by ESPN.
- Three-star prospect on 247 Sports and Rivals.com.
- Hopes to become a medical doctor.

*Last name pronounced: oh-GEE-ah-koh*

## 2021-22 GAME-BY-GAME STATS

OPPONENT	DATE	ST	MIN	FG-FGA	PCT	3FG-FGA	PCT	FT-FTA	PCT	OFF	DEF	TOT	PF	A	T/O	BLK	STL	PTS
Maine	11/9/21		12	4-8	.500	0-0	.000	1-1	1.000	2	2	4	2	0	0	0	0	9
at Navy	11/12/21		9	3-3	1.000	0-0	.000	0-0	.000	1	1	2	1	0	1	1	0	6
Radford	11/15/21		10	0-1	.000	0-0	.000	0-0	.000	1	4	5	3	0	0	0	0	0
St. Francis (Pa.)	11/18/21		9	2-4	.500	0-0	.000	2-2	1.000	2	1	3	1	0	2	1	0	6
Merrimack	11/21/21		14	3-4	.750	0-0	.000	0-0	.000	1	4	5	0	0	0	0	0	6
vs. Memphis	11/24/21		4	0-0	.000	0-0	.000	0-0	.000	0	0	0	0	0	0	0	0	0
vs. Xavier	11/26/21								DNP									
at Maryland	12/1/21		3	0-1	.000	0-0	.000	0-0	.000	0	0	0	0	0	0	0	0	0
Wake Forest	12/4/21		3	1-1	1.000	0-0	.000	0-0	.000	2	1	3	0	0	0	0	0	2
Cornell	12/8/21		8	0-1	.000	0-0	.000	1-2	.500	3	1	4	1	1	1	1	0	1
at Dayton	12/12/21								DNP									
vs. St. Bonaventure	12/17/21		9	0-0	.000	0-0	.000	5-6	.833	2	0	2	1	0	2	2	0	5
at Duke	12/22/21								DNP									
NC State	1/4/22								DNP									
at Virginia	1/12/22		13	1-1	1.000	0-0	.000	0-0	.000	1	2	3	2	0	1	1	0	2
Notre Dame	1/15/22								DNP									
at NC State	1/19/22		3	1-1	1.000	0-0	.000	0-0	.000	1	0	1	0	0	0	0	0	2
at Boston College	1/22/22		6	0-1	.000	0-0	.000	0-0	.000	0	1	1	2	1	0	1	0	0
at North Carolina	1/24/22								DNP									
Miami	1/26/22																	
at Florida State	1/29/22																	
Georgia Tech	2/2/22																	
at Pittsburgh	2/5/22																	
Pittsburgh	2/7/22																	
Syracuse	2/12/22																	
Virginia	2/14/22																	
North Carolina	2/19/22																	
at Georgia Tech	2/23/22																	
at Miami	2/26/22																	
Louisville	3/1/22																	
at Clemson	3/5/22																	

## PRODUCTION TRACKER

	This Season	Career
Scored 10+ Points	-	1
Had 5+ Rebounds	2	8
Had Multiple Blocks	1	8
Led Tech in Blocks	2	10
Had Multiple Steals	-	1
Shot over 50% from the floor	7	27
Played 10+ Minutes	4	19
Shot 5+ Free Throws	1	3
Had Multiple Dunks	-	-



# 22 KEVE ALUMA

**R-SENIOR** Forward | 6-9 | 235 | Sociology (2nd undergraduate degree)  
Berlin, Maryland | Wofford



## SEASON/CAREER BESTS

### POINTS

Season 25 at Duke (12/22/21)  
Career 30 at Pittsburgh (2/3/21)

### REBOUNDS

Season 12 at Maryland (12/1/21)  
Career 14 vs. Georgia Tech (2/23/21)

### ASSISTS

Season 5 vs. Wake Forest (12/4/21)  
Career 5 (4x), last vs. Wake Forest (12/4/21)

### BLOCKS

Season 3 vs. Merrimack (11/21/21)  
Career 4 at Wake Forest (1/17/21)

### STEALS

Season 3 vs. St. Bonaventure (12/17/21)  
Career 3 (2x), last vs. St. Bona. (12/17/21)

### MINUTES

Season 38 (2x), last at Virginia (1/12/22)  
Career 43 at Miami (2/6/21)

### FIELD GOALS MADE

Season 11 at Duke (12/22/21)  
Career 11 at Duke (12/22/21)

### FIELD GOALS ATTEMPTED

Season 20 (2x), last at Virginia (1/12/22)  
Career 20 (2x), last at Virginia (1/12/22)

### 3-PT. FIELD GOALS MADE

Season 4 vs. Wake Forest (12/4/21)  
Career 5 vs. Wake Forest (2/27/21)

### 3-PT. FIELD GOALS ATTEMPTED

Season 7 vs. Wake Forest (12/4/21)  
Career 7 (2x), last vs. Wake Forest (12/4/21)

### FREE THROWS MADE

Season 10 at Navy (11/12/21)  
Career 10 at Navy (11/12/21)

### FREE THROWS ATTEMPTED

Season 10 at Navy (11/12/21)  
Career 13 vs. VMI (12/3/20)

## CAREER STATS

	GP-GS	MIN	AVG	FG-FGA	FG%	3FG-FGA	3FG%	FT-FTA	FT%	OFF-DEF-TOT	AVG	PF-FO	AST	TO	BLK	STL	PTS	AVG
2017-18	33-2	439	13.3	30-53	.566	0-0	.000	24-42	.571	45-68-113	3.4	63-2	18	20	13	6	84	2.5
2018-19	35-34	930	26.6	94-141	.667	0-1	.000	54-94	.574	92-147-239	6.8	81-3	34	36	31	23	242	6.9
2019-20											DNP							
2020-21	22-22	674	30.6	118-241	.490	20-57	.351	78-108	.722	56-118-174	7.9	52-1	48	41	29	15	334	15.2
2021-22	19-19	583	30.7	119-235	.506	11-45	.244	53-68	.779	45-83-128	6.7	50-1	39	31	15	10	302	15.9
<b>TOTAL</b>	<b>109-77</b>	<b>2627</b>	<b>24.1</b>	<b>361-670</b>	<b>.539</b>	<b>31-103</b>	<b>.301</b>	<b>209-312</b>	<b>.670</b>	<b>238-416-654</b>	<b>6.0</b>	<b>246-7</b>	<b>139</b>	<b>128</b>	<b>88</b>	<b>54</b>	<b>962</b>	<b>8.8</b>

- Returns after exploring his 2021 NBA Draft options. *Name pronounced: kev-AYE ah-LOU-muh*
- Second-Team All-ACC pick in 2020-21.
- Only Hokie to start all 22 games Tech played.
- Averaged a team-high 15.2 points per game, which ranked ninth in the ACC.
- Posted a team-best six double-doubles last season.
- Two-time ACC Player of the Week (11/30/20, 2/1/21).
- Earned his first undergraduate degree in human development from Virginia Tech in May 2021.
- Currently working on his second undergraduate degree in sociology.

## 2021-22 GAME-BY-GAME STATS

OPPONENT	DATE	ST	MIN	FG-FGA	PCT	3FG-FGA	PCT	FT-FTA	PCT	OFF	DEF	TOT	PF	A	T/O	BLK	STL	PTS
Maine	11/9/21	*	18	3-5	.600	0-1	.000	2-2	1.000	0	0	0	3	0	0	1	0	8
at Navy	11/12/21	*	24	5-9	.556	0-0	.000	10-10	1.000	2	4	6	4	1	1	1	1	20
Radford	11/15/21	*	23	5-8	.625	0-2	.000	0-0	.000	0	4	4	3	1	2	2	0	10
St. Francis (Pa.)	11/18/21	*	24	6-13	.462	0-5	.000	6-8	.750	2	5	7	3	1	1	0	0	18
Merrimack	11/21/21	*	24	2-3	.667	0-0	.000	2-4	.500	2	3	5	1	2	1	3	0	6
vs. Memphis	11/24/21	*	36	5-17	.294	1-3	.333	3-4	.750	5	6	11	5	1	1	0	2	14
vs. Xavier	11/26/21	*	37	6-11	.545	0-1	.000	0-1	.000	0	5	5	0	2	1	0	0	12
at Maryland	12/1/21	*	35	6-14	.429	1-4	.250	4-6	.667	5	7	12	2	2	2	2	0	17
Wake Forest	12/4/21	*	36	8-16	.500	4-7	.571	3-4	.750	4	5	9	3	5	4	0	0	23
Cornell	12/8/21	*	22	8-9	.889	0-1	.000	0-0	.000	2	3	5	3	1	0	1	1	16
at Dayton	12/12/21	*	37	7-15	.467	0-2	.000	0-2	.000	3	3	6	2	2	3	0	1	14
vs. St. Bonaventure	12/17/21	*	24	5-11	.455	0-2	.000	2-2	1.000	1	2	3	1	4	0	2	3	12
at Duke	12/22/21	*	38	11-20	.550	1-3	.333	2-2	1.000	5	5	10	2	3	2	0	1	25
NC State	1/4/22	*	34	7-14	.500	1-3	.333	3-5	.600	4	2	6	3	2	2	0	0	18
at Virginia	1/12/22	*	38	9-20	.450	1-3	.333	3-3	1.000	2	4	6	2	3	3	1	0	22
Notre Dame	1/15/22	*	36	7-14	.500	0-3	.000	3-5	.600	1	7	8	3	2	2	0	0	17
at NC State	1/19/22	*	28	5-7	.714	0-1	.000	0-0	.000	3	8	11	3	1	3	1	0	10
at Boston College	1/22/22	*	32	7-14	.500	1-2	.500	6-6	1.000	3	5	8	3	3	1	0	1	21
at North Carolina	1/24/22	*	37	7-15	.467	1-2	.500	4-4	1.000	1	5	6	4	3	2	1	0	19
Miami	1/26/22																	
at Florida State	1/29/22																	
Georgia Tech	2/2/22																	
at Pittsburgh	2/5/22																	
Pittsburgh	2/7/22																	
Syracuse	2/12/22																	
Virginia	2/14/22																	
North Carolina	2/19/22																	
at Georgia Tech	2/23/22																	
at Miami	2/26/22																	
Louisville	3/1/22																	
at Clemson	3/5/22																	

## PRODUCTION TRACKER

	This Season	Career
Scored 10+ Points	17	42
Scored 20+ Points	5	10
Led Tech in Scoring	11	19
Had 10+ Rebounds	4	19
Led Tech in Rebounding	7	19
Had a Double-Double	4	12
Shot over 50% from the floor	12	71
Made 3+ 3FGs	1	4
Shot 5+ Free Throws	6	24



# 25 JUSTYN MUTTS

**GRADUATE STUDENT** Forward | 6-7 | 230 | Educational Psychology (2nd master's degree)  
Millville, New Jersey | Delaware



## SEASON/CAREER BESTS

### POINTS

Season 24 vs. Notre Dame (1/15/22)  
Career 30 at Hofstra (1/23/20)

### REBOUNDS

Season 12 vs. Memphis (11/24/21)  
Career 16 vs. UMES (11/29/19)

### ASSISTS

Season 6 vs. Maine (11/9/21)  
Career 7 at Miami (2/6/21)

### BLOCKS

Season 2 (4x), last at BC (1/22/22)  
Career 4 (3x), last vs. Hofstra (3/9/20)

### STEALS

Season 4 vs. Memphis (11/24/21)  
Career 5 at Pittsburgh (11/28/17)

### MINUTES

Season 38 vs. Memphis (11/24/21)  
Career 39 (2x), last at Miami (2/6/21)

### FIELD GOALS MADE

Season 9 vs. Notre Dame (1/15/22)  
Career 14 at Hofstra (1/23/20)

### FIELD GOALS ATTEMPTED

Season 15 at UNC (1/24/22)  
Career 17 at Hofstra (1/23/20)

### 3-PT. FIELD GOALS MADE

Season 2 at Maryland (12/1/21)  
Career 3 (2x), last vs. North Carolina (3/11/21)

### 3-PT. FIELD GOALS ATTEMPTED

Season 4 at Dayton (12/12/21)  
Career 5 (3x), last vs. North Carolina (3/11/21)

### FREE THROWS MADE

Season 6 at Duke (12/22/21)  
Career 8 vs. UMES (11/29/19)

### FREE THROWS ATTEMPTED

Season 7 at Duke (12/22/21)  
Career 8 (3x), last vs. Columbia (12/2/19)

## CAREER STATS

	GP-GS	MIN	AVG	FG-FGA	FG%	3FG-FGA	3FG%	FT-FTA	FT%	OFF-DEF-TOT	AVG	PF-FO	AST	TO	BLK	STL	PTS	AVG
2017-18	28-18	568	20.3	71-132	.538	0-1	.000	26-47	.553	38-74-112	4.0	86-2	39	42	32	30	168	6.0
2018-19											DNP							
2019-20	33-32	1047	31.7	162-301	.538	2-18	.111	75-102	.735	66-210-276	8.4	110-7	72	82	34	44	401	12.2
2020-21	22-21	650	29.5	83-162	.512	15-45	.333	27-53	.509	37-104-141	6.4	62-2	49	51	17	13	208	9.5
2021-22	19-19	545	28.7	84-154	.545	11-31	.355	21-34	.618	36-101-137	7.2	54-0	53	43	16	23	200	10.5
<b>TOTAL</b>	<b>102-90</b>	<b>2810</b>	<b>27.5</b>	<b>400-749</b>	<b>.534</b>	<b>28-95</b>	<b>.295</b>	<b>149-236</b>	<b>.631</b>	<b>177-489-666</b>	<b>6.5</b>	<b>312-11</b>	<b>213</b>	<b>218</b>	<b>99</b>	<b>110</b>	<b>977</b>	<b>9.6</b>

- Candidate for 2021-22 Senior CLASS Award. *First name pronounced: JUST-in*
- Focused on improving his shooting form in the offseason.
- Started 21 of 22 games he played in last season.
- Reached double-figure scoring nine times in his first season as a Hokie.
- ACC All-Academic Team member in 2020-21.
- At Delaware, led the Blue Hens in rebounding and was fifth in the CAA in rebounds per game with 8.4 in 2019-20.
- Second on the team in points per game (12.2) and turned in 11 double-doubles - the third most in the CAA.
- Had 19 double-digit scoring outings and 13 double-figure rebounding efforts in 2019-20.
- Sat out the 2018-19 season due to NCAA transfer policy.
- As a freshman at High Point, Big South All-Freshman Team honoree.
- Chose the Hokies over Mississippi State and Houston.
- Earned his master's degree from Virginia Tech's OMALS program in May 2021.
- Currently working on his second graduate degree in educational psychology.

## 2021-22 GAME-BY-GAME STATS

OPPONENT	DATE	ST	MIN	FG-FGA	PCT	3FG-FGA	PCT	FT-FTA	PCT	OFF	DEF	TOT	PF	A	T/O	BLK	STL	PTS
Maine	11/9/21	*	23	7-13	.538	1-3	.333	0-0	.000	2	5	7	1	6	1	1	2	15
at Navy	11/12/21	*	34	4-5	.800	1-1	1.000	0-0	.000	1	6	7	2	2	2	0	1	9
Radford	11/15/21	*	25	5-13	.385	1-3	.333	0-0	.000	2	6	8	3	1	1	1	0	11
St. Francis (Pa.)	11/18/21	*	21	3-8	.375	0-2	.000	0-0	.000	0	5	5	3	2	1	0	3	6
Merrimack	11/21/21	*	22	4-5	.800	1-1	1.000	0-0	.000	2	5	7	3	5	2	0	1	9
vs. Memphis	11/24/21	*	38	3-6	.500	0-2	.000	1-2	.500	4	8	12	2	3	3	0	4	7
vs. Xavier	11/26/21	*	32	2-6	.333	1-2	.500	0-2	.000	3	8	11	2	3	3	1	1	5
at Maryland	12/1/21	*	31	6-12	.500	2-3	.667	2-4	.500	2	2	4	4	2	2	0	2	16
Wake Forest	12/4/21	*	28	7-10	.700	1-3	.333	0-0	.000	1	2	3	3	3	0	0	15	
Cornell	12/8/21	*	20	3-4	.750	0-0	.000	4-4	1.000	3	5	8	2	4	3	1	0	10
at Dayton	12/12/21	*	27	3-9	.333	0-4	.000	2-5	.400	3	7	10	4	1	2	1	0	8
vs. St. Bonaventure	12/17/21	*	23	1-1	1.000	0-0	.000	0-0	.000	1	6	7	1	2	3	0	2	2
at Duke	12/22/21	*	34	7-14	.500	0-1	.000	6-7	.857	4	5	9	4	3	1	1	1	20
NC State	1/4/22	*	35	3-7	.429	0-0	.000	0-0	.000	1	6	7	4	2	6	2	2	6
at Virginia	1/12/22	*	28	1-2	.500	0-1	.000	0-0	.000	0	4	4	4	2	1	2	1	2
Notre Dame	1/15/22	*	33	9-11	.818	1-1	1.000	5-6	.833	2	5	7	2	3	2	1	1	24
at NC State	1/19/22	*	33	6-8	.750	1-1	1.000	0-0	.000	4	5	9	2	4	4	2	0	13
at Boston College	1/22/22	*	26	2-5	.400	0-0	.000	0-0	.000	1	2	3	4	3	1	2	1	4
at North Carolina	1/24/22	*	32	8-15	.533	1-3	.333	1-4	.250	1	9	10	4	2	2	1	1	18
Miami	1/26/22																	
at Florida State	1/29/22																	
Georgia Tech	2/2/22																	
at Pittsburgh	2/5/22																	
Pittsburgh	2/7/22																	
Syracuse	2/12/22																	
Virginia	2/14/22																	
North Carolina	2/19/22																	
at Georgia Tech	2/23/22																	
at Miami	2/26/22																	
Louisville	3/1/22																	
at Clemson	3/5/22																	

## PRODUCTION TRACKER

	This Season	Career
Scored 10+ Points	9	42
Scored 20+ Points	2	9
Led Tech in Scoring	3	5
Had 10+ Rebounds	4	19
Led Tech in Rebounding	9	15
Had a Double-Double	1	13
Shot over 50% from the floor	13	60
Made 3+ 3FGs	-	2
Shot 5+ Free Throws	3	17



# VIRGINIA TECH MEN'S BASKETBALL

## COMBINED TEAM STATS

### Game Records

Record	Overall	Home	Away	Neutral
ALL GAMES	10-9	6-2	3-5	1-2
CONFERENCE	2-6	1-2	1-4	0-0
NON-CONFERENCE	8-3	5-0	2-1	1-2

### Score by Periods

Team	1st	2nd	OT	TOT
Virginia Tech	642	669	0	1311
Opponents	537	617	0	1154

### Team Box Score

No.	Player				Total		3-Point		F-Throw		Rebounds											
		GP-GS	MIN	AVG	FG-FGA	FG%	3FG-3FGA	3FG%	FT-FTA	FT%	OFF	DEF	TOT	AVG	PF	DQ	A	TO	BLK	STL	PTS	AVG
22	ALUMA, Keve	19-19	583:03	30.7	119-235	.506	11-45	.244	53-68	.779	45	83	128	6.7	50	1	39	31	15	10	302	15.9
25	MUTTS, Justyn	19-19	542:21	28.5	84-154	.545	11-31	.355	21-34	.618	37	101	138	7.3	54	0	53	43	16	23	200	10.5
4	ALLEYNE, Nahiem	19-19	625:35	32.9	64-185	.346	34-95	.358	35-38	.921	0	64	64	3.4	26	0	37	32	1	8	197	10.4
0	CATTOOR, Hunter	19-19	631:01	33.2	64-144	.444	44-96	.458	16-21	.762	6	68	74	3.9	39	0	36	16	1	21	188	9.9
5	MURPHY, Storm	19-19	553:24	29.1	60-135	.444	29-81	.358	7-11	.636	6	26	32	1.7	35	0	52	33	0	9	156	8.2
13	MADDOX, Darius	19-0	257:60	13.6	31-61	.508	14-29	.483	12-15	.800	7	22	29	1.5	17	0	6	9	4	4	88	4.6
1	N'GUESSAN, David	19-0	247:31	13.0	27-54	.500	3-8	.375	12-24	.500	16	35	51	2.7	31	0	10	14	15	7	69	3.6
21	OJIAKO, John	13-0	104:00	8.0	15-26	.577	0-0	.000	9-11	.818	16	17	33	2.5	13	0	2	7	7	0	39	3.0
3	PEDULLA, Sean	19-0	186:57	9.8	20-45	.444	11-20	.550	5-6	.833	3	15	18	0.9	22	1	24	10	0	9	56	2.9
11	HAYNES, Jalen	8-0	22:04	2.8	3-7	.429	0-0	.000	1-3	.333	3	1	4	0.5	2	0	0	2	0	0	7	0.9
14	VARGA, Ben	5-0	11:19	2.3	1-5	.200	1-4	.250	0-0	.000	0	0	0	0.0	0	0	0	0	0	0	3	0.6
15	KIDD, Lynn	6-0	20:29	3.4	1-6	.167	0-0	.000	1-1	1.000	4	4	8	1.3	0	0	0	3	2	0	3	0.5
10	JOHNSON, Camden	6-0	14:17	2.4	1-2	.500	1-2	.500	0-0	.000	0	1	1	0.2	1	0	1	0	0	1	3	0.5
Team											20	16	36					7				
<b>Total</b>		<b>19</b>	<b>3800</b>		<b>490-1059</b>	<b>.463</b>	<b>159-411</b>	<b>.387</b>	<b>172-232</b>	<b>.741</b>	<b>163</b>	<b>453</b>	<b>616</b>	<b>32.4</b>	<b>290</b>	<b>2</b>	<b>260</b>	<b>207</b>	<b>61</b>	<b>92</b>	<b>1311</b>	<b>69.0</b>
<b>Opponents</b>		<b>19</b>	<b>3800</b>		<b>427-1035</b>	<b>.413</b>	<b>111-386</b>	<b>.288</b>	<b>189-262</b>	<b>.721</b>	<b>184</b>	<b>427</b>	<b>611</b>	<b>32.2</b>	<b>275</b>	<b>3</b>	<b>212</b>	<b>232</b>	<b>58</b>	<b>116</b>	<b>1154</b>	<b>60.7</b>

### Team Statistics

	HOKIES	OPP
<b>Scoring</b>	<b>1311</b>	<b>1154</b>
Points per game	69.0	60.7
Scoring margin	+8.3	-
<b>Field goals-att</b>	<b>490-1059</b>	<b>427-1035</b>
Field goal pct	.463	.413
<b>3 point fg-att</b>	<b>159-411</b>	<b>111-386</b>
3-point FG pct	.387	.288
3-pt FG made per game	8.4	5.8
<b>Free throws-att</b>	<b>172-232</b>	<b>189-262</b>
Free throw pct	.741	.721
F-Throws made per game	9.1	9.9
<b>Rebounds</b>	<b>616</b>	<b>611</b>
Rebounds per game	32.4	32.2
Rebounding margin	+0.3	-
<b>Assists</b>	<b>260</b>	<b>212</b>
Assists per game	13.7	11.2
<b>Turnovers</b>	<b>207</b>	<b>232</b>
Turnovers per game	10.9	12.2
Turnover margin	+1.3	-
Assist/turnover ratio	1.3	0.9
<b>Steals</b>	<b>92</b>	<b>116</b>
Steals per game	4.8	6.1
<b>Blocks</b>	<b>61</b>	<b>58</b>
Blocks per game	3.2	3.1
<b>Winning streak</b>	<b>0</b>	<b>-</b>
Home win streak	1	-
<b>Attendance</b>	<b>53876</b>	<b>94423</b>
Home games-Avg/Game	8-6735	8-11803
Neutral site-Avg/Game	-	3-935

### Team Results

Date	Opponent		Score	Att.
11/09/2021	Maine	W	82-47	6473
11/12/2021	at Navy	W	77-57	4784
11/15/2021	Radford	W	65-39	6835
11/18/2021	Saint Francis (PA)	W	85-55	6437
11/21/2021	Merrimack	W	72-43	4730
11/24/2021	vs Memphis	L	61-69	2804
11/26/2021	vs Xavier	L	58-59	0
12/01/2021	at Maryland	W	62-58	15988
12/04/2021	Wake Forest	L	61-80	8925
12/08/2021	Cornell	W	93-60	6403
12/12/2021	at Dayton	L	57-62	13407
12/17/2021	vs St. Bonaventure	W	86-49	0
12/22/2021	at Duke	L	65-76	9314
01/04/2022	NC State	L	63-68	5148
01/12/2022	at Virginia	L	52-54	13573
01/15/2022	Notre Dame	W	79-73	8925
01/19/2022	at NC State	W	62-59	13286
01/22/2022	at Boston College	L	63-68	4714
01/24/2022	at North Carolina	L	68-78	19357

## TEAM GAME-BY-GAME

Opponent	Date	Score	W	Total		3-Pointers		Free throws		Rebounds				PF	A	TO	BLK	STL	PTS	AVG
				FG-FGA	PCT	3FG-3FGA	PCT	FT-FTA	PCT	OFF	DEF	TOT	AVG							
Maine	11/09/2021	82-47	W	35-66	.530	9-21	.429	3-5	.600	9	26	35	35.0	11	18	8	3	4	82	82.0
at Navy	11/12/2021	77-57	W	27-54	.500	8-19	.421	15-19	.789	8	27	35	35.0	17	14	9	2	5	77	79.5
Radford	11/15/2021	65-39	W	25-58	.431	10-23	.435	5-6	.833	7	34	41	37.0	14	10	15	3	7	65	74.7
Saint Francis (PA)	11/18/2021	85-55	W	31-60	.517	7-20	.350	16-20	.800	10	32	42	38.3	14	14	8	4	6	85	77.3
Merrimack	11/21/2021	72-43	W	27-49	.551	11-23	.478	7-12	.583	7	25	32	37.0	9	15	12	5	5	72	76.2
vs Memphis	11/24/2021	61-69	L	19-56	.339	7-21	.333	16-22	.727	9	24	33	36.3	20	10	13	0	8	61	73.7
vs Xavier	11/26/2021	58-59	L	22-54	.407	8-23	.348	6-10	.600	5	23	28	35.1	12	14	8	1	4	58	71.4
at Maryland	12/01/2021	62-58	W	23-60	.383	9-20	.450	7-12	.583	11	22	33	34.9	15	15	8	4	6	62	70.3
Wake Forest	12/04/2021	61-80	L	23-56	.411	8-27	.296	7-8	.875	11	14	25	33.8	13	14	12	2	3	61	69.2
Cornell	12/08/2021	93-60	W	34-63	.540	12-23	.522	13-17	.765	12	28	40	34.4	14	16	12	6	4	93	71.6
at Dayton	12/12/2021	57-62	L	21-55	.382	6-22	.273	9-14	.643	9	23	32	34.2	17	11	13	2	5	57	70.3
vs St. Bonaventure	12/17/2021	86-49	W	28-51	.549	13-28	.464	17-23	.739	9	25	34	34.2	13	14	14	5	8	86	71.6
at Duke	12/22/2021	65-76	L	26-61	.426	5-19	.263	8-9	.889	12	19	31	33.9	18	16	10	1	4	65	71.1
NC State	01/04/2022	63-68	L	23-53	.434	8-23	.348	9-11	.818	8	18	26	33.4	13	14	10	3	3	63	70.5
at Virginia	01/12/2022	52-54	L	21-50	.420	7-20	.350	3-3	1.000	6	23	29	33.1	16	13	12	6	5	52	69.3
Notre Dame	01/15/2022	79-73	W	29-49	.592	10-20	.500	11-15	.733	5	23	28	32.8	18	13	10	4	1	79	69.9
at NC State	01/19/2022	62-59	W	26-53	.491	7-24	.292	3-4	.750	12	25	37	33.0	17	13	17	5	5	62	69.4
at Boston College	01/22/2022	63-68	L	23-53	.434	7-17	.412	10-11	.909	8	15	23	32.4	18	13	7	3	7	63	69.1
at North Carolina	01/24/2022	68-78	L	27-58	.466	7-18	.389	7-11	.636	5	27	32	32.4	21	13	9	2	2	68	69.0
<b>Total</b>		<b>1311</b>		<b>490-1059</b>	<b>.463</b>	<b>159-411</b>	<b>.387</b>	<b>172-232</b>	<b>.741</b>	<b>163</b>	<b>453</b>	<b>616</b>	<b>32.4</b>	<b>290</b>	<b>260</b>	<b>207</b>	<b>61</b>	<b>92</b>	<b>1311</b>	<b>69.0</b>
Opponents		1154		427-1035	.413	111-386	.288	189-262	.721	184	427	611	32.2	275	212	232	58	116	1154	60.7

### Virginia Tech Averages

Games Played	Points/game	FG Pct	3FG Pct	FT Pct	Rebounds/game	Assists/game	Turnovers/game	Assist/Turnover ratio	Steals/game	Blocks/game
19	69.0	46.3	38.7	74.1	32.4	13.7	10.9	1.3	4.8	3.2

# VIRGINIA TECH MEN'S BASKETBALL

## OPPONENTS GAME-BY-GAME

Opponent	Date	Score	W	Total		3-Pointers		Free throws		Rebounds										
				FG-FGA	PCT	3FG-3FGA	PCT	FT-FTA	PCT	OFF	DEF	TOT	AVG	PF	A	TO	BLK	STL	PTS	AVG
Maine	11/09/2021	82-47	W	20-61	.328	4-22	.182	3-3	1.000	13	24	37	37.0	11	9	19	3	3	47	47.0
at Navy	11/12/2021	77-57	W	20-51	.392	3-25	.120	14-19	.737	7	22	29	33.0	18	9	10	3	6	57	52.0
Radford	11/15/2021	65-39	W	14-50	.280	2-24	.083	9-15	.600	7	25	32	32.7	13	8	18	2	11	39	47.7
Saint Francis (PA)	11/18/2021	85-55	W	21-63	.333	6-23	.261	7-11	.636	10	20	30	32.0	20	10	9	3	3	55	49.5
Merrimack	11/21/2021	72-43	W	19-49	.388	5-20	.250	0-0	.000	5	17	22	30.0	11	8	15	3	4	43	48.2
vs Memphis	11/24/2021	61-69	L	24-61	.393	5-19	.263	16-20	.800	15	30	45	32.5	21	10	14	4	8	69	51.7
vs Xavier	11/26/2021	58-59	L	22-46	.478	10-22	.455	5-8	.625	2	28	30	32.1	15	13	14	2	5	59	52.7
at Maryland	12/01/2021	62-58	W	23-55	.418	1-13	.077	11-11	1.000	9	30	39	33.0	12	6	15	7	4	58	53.4
Wake Forest	12/04/2021	61-80	L	33-52	.635	7-16	.438	7-12	.583	7	21	28	32.4	11	17	10	2	5	80	56.3
Cornell	12/08/2021	93-60	W	20-52	.385	8-26	.308	12-16	.750	6	17	23	31.5	14	16	16	2	7	60	56.7
at Dayton	12/12/2021	57-62	L	21-50	.420	7-18	.389	13-21	.619	10	28	38	32.1	18	15	15	0	9	62	57.2
vs St. Bonaventure	12/17/2021	86-49	W	18-54	.333	6-23	.261	7-13	.538	12	15	27	31.7	17	8	20	5	7	49	56.5
at Duke	12/22/2021	65-76	L	29-54	.537	5-15	.333	13-16	.813	8	24	32	31.7	15	10	11	6	8	76	58.0
NC State	01/04/2022	63-68	L	26-59	.441	9-24	.375	7-9	.778	14	22	36	32.0	16	11	9	3	6	68	58.7
at Virginia	01/12/2022	52-54	L	20-50	.400	3-13	.231	11-16	.688	9	22	31	31.9	10	12	8	3	6	54	58.4
Notre Dame	01/15/2022	79-73	W	26-57	.456	8-20	.400	13-18	.722	7	18	25	31.5	13	12	3	0	4	73	59.3
at NC State	01/19/2022	62-59	W	23-56	.411	8-26	.308	5-9	.556	11	15	26	31.2	11	10	9	1	11	59	59.3
at Boston College	01/22/2022	63-68	L	25-52	.481	4-12	.333	14-19	.737	16	22	38	31.6	14	15	10	5	3	68	59.8
at North Carolina	01/24/2022	68-78	L	23-63	.365	10-25	.400	22-26	.846	16	27	43	32.2	15	13	7	4	6	78	60.7
<b>Total</b>		<b>1154</b>		<b>427-1035</b>	<b>.413</b>	<b>111-386</b>	<b>.288</b>	<b>189-262</b>	<b>.721</b>	<b>184</b>	<b>427</b>	<b>611</b>	<b>32.2</b>	<b>275</b>	<b>212</b>	<b>232</b>	<b>58</b>	<b>116</b>	<b>1154</b>	<b>60.7</b>
Virginia Tech		1311		490-1059	.463	159-411	.387	172-232	.741	163	453	616	32.4	290	260	207	61	92	1311	69.0

### Opponents Averages

Games Played	Points/game	FG Pct	3FG Pct	FT Pct	Rebounds/game	Assists/game	Turnovers/game	Assist/Turnover ratio	Steals/game	Blocks/game
19	60.7	41.3	28.8	72.1	32.2	11.2	12.2	0.9	6.1	3.1

TEAM CATEGORY LEADERS

Points

##	Player	G	Pts	Pts/G
22	Aluma, Keve	19	302	15.9
25	Mutts, Justyn	19	200	10.5
4	Alleyne, Nahiem	19	197	10.4
0	Cattoor, Hunter	19	188	9.9
5	Murphy, Storm	19	156	8.2
13	Maddox, Darius	19	88	4.6
1	N'Guessan, David	19	69	3.6
3	Pedulla, Sean	19	56	2.9
21	Ojiako, John	13	39	3.0
11	Haynes, Jalen	8	7	0.9
14	Varga, Ben	5	3	0.6
15	Kidd, Lynn	6	3	0.5
10	Johnson, Camden	6	3	0.5

Scoring Average

##	Player	G	Pts	Pts/G
22	Aluma, Keve	19	302	15.9
25	Mutts, Justyn	19	200	10.5
4	Alleyne, Nahiem	19	197	10.4
0	Cattoor, Hunter	19	188	9.9
5	Murphy, Storm	19	156	8.2
13	Maddox, Darius	19	88	4.6
1	N'Guessan, David	19	69	3.6
21	Ojiako, John	13	39	3.0
3	Pedulla, Sean	19	56	2.9
11	Haynes, Jalen	8	7	0.9
14	Varga, Ben	5	3	0.6
15	Kidd, Lynn	6	3	0.5
10	Johnson, Camden	6	3	0.5

Field Goal Percentage

##	Player	FG	Att	Pct
21	Ojiako, John	15	26	.577
25	Mutts, Justyn	84	154	.545
13	Maddox, Darius	31	61	.508
22	Aluma, Keve	119	235	.506
1	N'Guessan, David	27	54	.500
10	Johnson, Camden	1	2	.500
0	Cattoor, Hunter	64	144	.444
5	Murphy, Storm	60	135	.444
3	Pedulla, Sean	20	45	.444
11	Haynes, Jalen	3	7	.429
4	Alleyne, Nahiem	64	185	.346
14	Varga, Ben	1	5	.200
15	Kidd, Lynn	1	6	.167

Field Goal Attempts

##	Player	G	Att	Att/G
22	Aluma, Keve	19	235	12.4
4	Alleyne, Nahiem	19	185	9.7
25	Mutts, Justyn	19	154	8.1
0	Cattoor, Hunter	19	144	7.6
5	Murphy, Storm	19	135	7.1

Field Goals Made

##	Player	G	Made	Made/G
22	Aluma, Keve	19	119	6.3
25	Mutts, Justyn	19	84	4.4
4	Alleyne, Nahiem	19	64	3.4
0	Cattoor, Hunter	19	64	3.4
5	Murphy, Storm	19	60	3.2

TEAM CATEGORY LEADERS

3-Point FG Percentage

##	Player	3FG	Att	Pct
3	Pedulla, Sean	11	20	.550
10	Johnson, Camden	1	2	.500
13	Maddox, Darius	14	29	.483
0	Cattoor, Hunter	44	96	.458
1	N'Guessan, David	3	8	.375
5	Murphy, Storm	29	81	.358
4	Alleyne, Nahiem	34	95	.358
25	Mutts, Justyn	11	31	.355
14	Varga, Ben	1	4	.250
22	Aluma, Keve	11	45	.244

3-Point FG Attempts

##	Player	G	Att	Att/G
0	Cattoor, Hunter	19	96	5.1
4	Alleyne, Nahiem	19	95	5.0
5	Murphy, Storm	19	81	4.3
22	Aluma, Keve	19	45	2.4
25	Mutts, Justyn	19	31	1.6

3-Point FG Made

##	Player	G	Made	Made/G
0	Cattoor, Hunter	19	44	2.3
4	Alleyne, Nahiem	19	34	1.8
5	Murphy, Storm	19	29	1.5
13	Maddox, Darius	19	14	0.7
22	Aluma, Keve	19	11	0.6

Free Throw Percentage

##	Player	Made	Att	Pct
15	Kidd, Lynn	1	1	1.000
4	Alleyne, Nahiem	35	38	.921
3	Pedulla, Sean	5	6	.833
21	Ojiako, John	9	11	.818
13	Maddox, Darius	12	15	.800
22	Aluma, Keve	53	68	.779
0	Cattoor, Hunter	16	21	.762
5	Murphy, Storm	7	11	.636
25	Mutts, Justyn	21	34	.618
1	N'Guessan, David	12	24	.500
11	Haynes, Jalen	1	3	.333

Free Throw Attempts

##	Player	G	Att	Att/G
22	Aluma, Keve	19	68	3.6
4	Alleyne, Nahiem	19	38	2.0
25	Mutts, Justyn	19	34	1.8
1	N'Guessan, David	19	24	1.3
0	Cattoor, Hunter	19	21	1.1

Free Throws Made

##	Player	G	Made	Made/G
22	Aluma, Keve	19	53	2.8
4	Alleyne, Nahiem	19	35	1.8
25	Mutts, Justyn	19	21	1.1
0	Cattoor, Hunter	19	16	0.8
13	Maddox, Darius	19	12	0.6

Rebounds

##	Player	G	Reb	Reb/G
25	Mutts, Justyn	19	138	7.3
22	Aluma, Keve	19	128	6.7
0	Cattoor, Hunter	19	74	3.9
4	Alleyne, Nahiem	19	64	3.4
1	N'Guessan, David	19	51	2.7

Assists

##	Player	G	Ast	Ast/G
25	Mutts, Justyn	19	53	2.8
5	Murphy, Storm	19	52	2.7
22	Aluma, Keve	19	39	2.1
4	Alleyne, Nahiem	19	37	1.9
0	Cattoor, Hunter	19	36	1.9

Rebounds Average

##	Player	G	Reb	Reb/G
25	Mutts, Justyn	19	138	7.3
22	Aluma, Keve	19	128	6.7
0	Cattoor, Hunter	19	74	3.9
4	Alleyne, Nahiem	19	64	3.4
1	N'Guessan, David	19	51	2.7

Steals

##	Player	G	Stl	Stl/G
25	Mutts, Justyn	19	23	1.2
0	Cattoor, Hunter	19	21	1.1
22	Aluma, Keve	19	10	0.5
5	Murphy, Storm	19	9	0.5
3	Pedulla, Sean	19	9	0.5



TEAM CATEGORY LEADERS

Offensive Rebounds

##	Player	G	OReb	OReb/G
22	Aluma, Keve	19	45	2.4
25	Mutts, Justyn	19	37	1.9
1	N'Guessan, David	19	16	0.8
21	Ojiako, John	13	16	1.2
13	Maddox, Darius	19	7	0.4

Blocked Shots

##	Player	G	Blk	Blk/G
25	Mutts, Justyn	19	16	0.8
22	Aluma, Keve	19	15	0.8
1	N'Guessan, David	19	15	0.8
21	Ojiako, John	13	7	0.5
13	Maddox, Darius	19	4	0.2

Defensive Rebounds

##	Player	G	DReb	DReb/G
25	Mutts, Justyn	19	101	5.3
22	Aluma, Keve	19	83	4.4
0	Cattoor, Hunter	19	68	3.6
4	Alleyne, Nahiem	19	64	3.4
1	N'Guessan, David	19	35	1.8

Minutes

##	Player	G	Min	Min/G
0	Cattoor, Hunter	19	631	33:13
4	Alleyne, Nahiem	19	626	32:55
22	Aluma, Keve	19	583	30:41
5	Murphy, Storm	19	553	29:08
25	Mutts, Justyn	19	542	28:33

Fouls

##	Player	G	PF	PF/G
25	Mutts, Justyn	19	54	2.8
22	Aluma, Keve	19	50	2.6
0	Cattoor, Hunter	19	39	2.1
5	Murphy, Storm	19	35	1.8
1	N'Guessan, David	19	31	1.6

Turnovers

##	Player	G	TO	TO/G
25	Mutts, Justyn	19	43	2.3
5	Murphy, Storm	19	33	1.7
4	Alleyne, Nahiem	19	32	1.7
22	Aluma, Keve	19	31	1.6
0	Cattoor, Hunter	19	16	0.8

Foul Outs

##	Player	G	FO
22	Aluma, Keve	19	1
3	Pedulla, Sean	19	1

TEAM GAME HIGHS

Virginia Tech - Game Highs

<b>POINTS</b>	93		Cornell (12/08/2021)
	86		vs St. Bonaventure (N) (12/17/2021)
	85		Saint Francis (PA) (11/18/2021)
	82		Maine (11/09/2021)
	79		Notre Dame (01/15/2022)
<b>FIELD GOALS MADE</b>	35		Maine (11/09/2021)
	34		Cornell (12/08/2021)
<b>FIELD GOAL ATTEMPTS</b>	66		Maine (11/09/2021)
	63		Cornell (12/08/2021)
<b>FIELD GOAL PERCENTAGE</b>	.592	(29-49)	Notre Dame (01/15/2022)
	.551	(27-49)	Merrimack (11/21/2021)
<b>3 PT FG MADE</b>	13		vs St. Bonaventure (N) (12/17/2021)
	12		Cornell (12/08/2021)
<b>3 PT FG ATTEMPTS</b>	28		vs St. Bonaventure (N) (12/17/2021)
	27		Wake Forest (12/04/2021)
<b>3 PT FG PERCENTAGE</b>	.522	(12-23)	Cornell (12/08/2021)
	.500	(10-20)	Notre Dame (01/15/2022)
<b>FREE THROWS MADE</b>	17		vs St. Bonaventure (N) (12/17/2021)
	16		vs Memphis (N) (11/24/2021)
	16		Saint Francis (PA) (11/18/2021)
<b>FREE THROW ATTEMPTS</b>	23		vs St. Bonaventure (N) (12/17/2021)
	22		vs Memphis (N) (11/24/2021)
<b>FREE THROW PERCENTAGE</b>	1.000	(3-3)	at Virginia (01/12/2022)
	.909	(10-11)	at Boston College (01/22/2022)
<b>REBOUNDS</b>	42		Saint Francis (PA) (11/18/2021)
	41		Radford (11/15/2021)
<b>ASSISTS</b>	18		Maine (11/09/2021)
	16		at Duke (12/22/2021)
	16		Cornell (12/08/2021)
<b>STEALS</b>	8		vs St. Bonaventure (N) (12/17/2021)
	8		vs Memphis (N) (11/24/2021)
<b>BLOCKED SHOTS</b>	6		at Virginia (01/12/2022)
	6		Cornell (12/08/2021)
<b>TURNOVERS</b>	17		at NC State (01/19/2022)
	15		Radford (11/15/2021)
<b>FOULS</b>	21		at North Carolina (01/24/2022)
	20		vs Memphis (N) (11/24/2021)

OPPONENT GAME HIGHS

Opponent - Game Highs

<b>POINTS</b>	80	Wake Forest (12/04/2021)
	78	at North Carolina (01/24/2022)
	76	at Duke (12/22/2021)
	73	Notre Dame (01/15/2022)
	69	vs Memphis (N) (11/24/2021)
<b>FIELD GOALS MADE</b>	33	Wake Forest (12/04/2021)
	29	at Duke (12/22/2021)
<b>FIELD GOAL ATTEMPTS</b>	63	at North Carolina (01/24/2022)
	63	Saint Francis (PA) (11/18/2021)
<b>FIELD GOAL PERCENTAGE</b>	.635 (33-52)	Wake Forest (12/04/2021)
	.537 (29-54)	at Duke (12/22/2021)
<b>3 PT FG MADE</b>	10	at North Carolina (01/24/2022)
	10	vs Xavier (N) (11/26/2021)
<b>3 PT FG ATTEMPTS</b>	26	at NC State (01/19/2022)
	26	Cornell (12/08/2021)
<b>3 PT FG PERCENTAGE</b>	.455 (10-22)	vs Xavier (N) (11/26/2021)
	.438 (7-16)	Wake Forest (12/04/2021)
<b>FREE THROWS MADE</b>	22	at North Carolina (01/24/2022)
	16	vs Memphis (N) (11/24/2021)
<b>FREE THROW ATTEMPTS</b>	26	at North Carolina (01/24/2022)
	21	at Dayton (12/12/2021)
<b>FREE THROW PERCENTAGE</b>	1.000 (11-11)	at Maryland (12/01/2021)
	1.000 (3-3)	Maine (11/09/2021)
<b>REBOUNDS</b>	45	vs Memphis (N) (11/24/2021)
	43	at North Carolina (01/24/2022)
<b>ASSISTS</b>	17	Wake Forest (12/04/2021)
	16	Cornell (12/08/2021)
<b>STEALS</b>	11	at NC State (01/19/2022)
	11	Radford (11/15/2021)
<b>BLOCKED SHOTS</b>	7	at Maryland (12/01/2021)
	6	at Duke (12/22/2021)
<b>TURNOVERS</b>	20	vs St. Bonaventure (N) (12/17/2021)
	19	Maine (11/09/2021)
<b>FOULS</b>	21	vs Memphis (N) (11/24/2021)
	20	Saint Francis (PA) (11/18/2021)

TEAM GAME LOWS

Virginia Tech - Game Lows

<b>POINTS</b>	52		at Virginia (01/12/2022)
	57		at Dayton (12/12/2021)
	58		vs Xavier (N) (11/26/2021)
	61		Wake Forest (12/04/2021)
	61		vs Memphis (N) (11/24/2021)
<b>FIELD GOALS MADE</b>	19		vs Memphis (N) (11/24/2021)
	21		at Virginia (01/12/2022)
	21		at Dayton (12/12/2021)
<b>FIELD GOAL ATTEMPTS</b>	49		Notre Dame (01/15/2022)
	49		Merrimack (11/21/2021)
<b>FIELD GOAL PERCENTAGE</b>	.339	(19-56)	vs Memphis (N) (11/24/2021)
	.382	(21-55)	at Dayton (12/12/2021)
<b>3 PT FG MADE</b>	5		at Duke (12/22/2021)
	6		at Dayton (12/12/2021)
<b>3 PT FG ATTEMPTS</b>	17		at Boston College (01/22/2022)
	18		at North Carolina (01/24/2022)
<b>3 PT FG PERCENTAGE</b>	.263	(5-19)	at Duke (12/22/2021)
	.273	(6-22)	at Dayton (12/12/2021)
<b>FREE THROWS MADE</b>	3		at NC State (01/19/2022)
	3		at Virginia (01/12/2022)
	3		Maine (11/09/2021)
<b>FREE THROW ATTEMPTS</b>	3		at Virginia (01/12/2022)
	4		at NC State (01/19/2022)
<b>FREE THROW PERCENTAGE</b>	.583	(7-12)	at Maryland (12/01/2021)
	.583	(7-12)	Merrimack (11/21/2021)
<b>REBOUNDS</b>	23		at Boston College (01/22/2022)
	25		Wake Forest (12/04/2021)
<b>ASSISTS</b>	10		vs Memphis (N) (11/24/2021)
	10		Radford (11/15/2021)
<b>STEALS</b>	1		Notre Dame (01/15/2022)
	2		at North Carolina (01/24/2022)
<b>BLOCKED SHOTS</b>	0		vs Memphis (N) (11/24/2021)
	1		at Duke (12/22/2021)
	1		vs Xavier (N) (11/26/2021)
<b>TURNOVERS</b>	7		at Boston College (01/22/2022)
	8		at Maryland (12/01/2021)
	8		vs Xavier (N) (11/26/2021)
	8		Saint Francis (PA) (11/18/2021)
	8		Maine (11/09/2021)
<b>FOULS</b>	9		Merrimack (11/21/2021)
	11		Maine (11/09/2021)

OPPONENT GAME LOWS

Opponent - Game Lows

<b>POINTS</b>	39		Radford (11/15/2021)
	43		Merrimack (11/21/2021)
	47		Maine (11/09/2021)
	49		vs St. Bonaventure (N) (12/17/2021)
	54		at Virginia (01/12/2022)
<b>FIELD GOALS MADE</b>	14		Radford (11/15/2021)
	18		vs St. Bonaventure (N) (12/17/2021)
<b>FIELD GOAL ATTEMPTS</b>	46		vs Xavier (N) (11/26/2021)
	49		Merrimack (11/21/2021)
<b>FIELD GOAL PERCENTAGE</b>	.280	(14-50)	Radford (11/15/2021)
	.328	(20-61)	Maine (11/09/2021)
<b>3 PT FG MADE</b>	1		at Maryland (12/01/2021)
	2		Radford (11/15/2021)
<b>3 PT FG ATTEMPTS</b>	12		at Boston College (01/22/2022)
	13		at Virginia (01/12/2022)
	13		at Maryland (12/01/2021)
<b>3 PT FG PERCENTAGE</b>	.077	(1-13)	at Maryland (12/01/2021)
	.083	(2-24)	Radford (11/15/2021)
<b>FREE THROWS MADE</b>	0		Merrimack (11/21/2021)
	3		Maine (11/09/2021)
<b>FREE THROW ATTEMPTS</b>	0		Merrimack (11/21/2021)
	3		Maine (11/09/2021)
<b>FREE THROW PERCENTAGE</b>	.538	(7-13)	vs St. Bonaventure (N) (12/17/2021)
<b>REBOUNDS</b>	22		Merrimack (11/21/2021)
	23		Cornell (12/08/2021)
<b>ASSISTS</b>	6		at Maryland (12/01/2021)
	8		vs St. Bonaventure (N) (12/17/2021)
	8		Merrimack (11/21/2021)
	8		Radford (11/15/2021)
<b>STEALS</b>	3		at Boston College (01/22/2022)
	3		Saint Francis (PA) (11/18/2021)
	3		Maine (11/09/2021)
<b>BLOCKED SHOTS</b>	0		Notre Dame (01/15/2022)
	0		at Dayton (12/12/2021)
<b>TURNOVERS</b>	3		Notre Dame (01/15/2022)
	7		at North Carolina (01/24/2022)
<b>FOULS</b>	10		at Virginia (01/12/2022)
	11		at NC State (01/19/2022)
	11		Wake Forest (12/04/2021)
	11		Maine (11/09/2021)



**0 HUNTER CATTOOR**

JR. • G • 6-3 • 200  
ORLANDO, FLA.  
BISHOP MOORE



**1 DAVID N'GUESSAN**

SO. • F • 6-9 • 205  
DE LIER, THE NETHERLANDS  
MT. ZION PREP



**3 SEAN PEDULLA**

FR. • G • 6-1 • 190  
EDMOND, OKLA.  
EDMOND MEMORIAL



**4 NAHIEM ALLEYNE**

JR. • G • 6-4 • 195  
BUFORD, GA.  
MOUNTAIN VIEW



**5 STORM MURPHY**

GR. • G • 6-0 • 185  
MIDDLETON, WIS.  
WOFFORD



**10 CAMDEN JOHNSON**

FR. • G • 6-1 • 175  
WAXHAW, N.C.  
METROLINA CHRISTIAN ACADEMY



**11 JALEN HAYNES**

FR. • F • 6-8 • 250  
FT. LAUDERDALE, FLA.  
MONTVERDE ACADEMY



**13 DARIUS MADDOX**

SO. • G • 6-5 • 185  
BOWIE, MD.  
OAK HILL ACADEMY



**14 BEN VARGA**

FR. • G • 5-10 • 170  
LOUISVILLE, KY.  
ST. XAVIER



**15 LYNN KIDD**

SO. • C • 6-10 • 240  
GAINESVILLE, FLA.  
IMG ACADEMY



**21 JOHN OJIAKO**

JR. • C • 6-10 • 245  
LAGOS, NIGERIA  
ADMIRAL FARRAGUT (FLA.)



**22 KEVE ALUMA**

R-SR. • F • 6-9 • 235  
BERLIN, MD.  
WOFFORD



**25 JUSTIN MUTTS**

GR. • F • 6-7 • 230  
MILLVILLE, N.J.  
DELAWARE



**MIKE YOUNG**

HEAD COACH  
3RD SEASON



**MIKE JONES**

ASSOCIATE HEAD COACH  
1ST SEASON



**CHRISTIAN WEBSTER**

ASSISTANT COACH  
6TH SEASON



**KEVIN GILTNER**

ASSISTANT COACH  
3RD SEASON