



# VIRGINIA TECH

## 2023-24 MEN'S BASKETBALL



13 NCAA APPEARANCES / 14 NIT APPEARANCES (2 CHAMPIONSHIPS) /  
19 ALL-ACC SELECTIONS / 10 ALL-AMERICANS / 20 NBA DRAFT PICKS

GAME 28

### THE MATCHUP

#### VIRGINIA TECH HOKIES

15-12, 7-9 ACC

**Head Coach:** Mike Young (Emory & Henry, 1986)  
**Record at Virginia Tech:** 88-63 (5th Season)  
**Career Record:** 387-307 (22nd Season)  
**vs. Syracuse:** 3-3

AT

#### SYRACUSE ORANGE

18-10, 9-8 ACC

**Head Coach:** Adrian Autry (Syracuse, 1994)  
**Record at Syracuse:** 18-10 (1st Season)  
**Career Record:** Same  
**vs. Virginia Tech:** 1st Meeting

GAME 28 | VIRGINIA TECH at SYRACUSE - FEB. 27, 2024 | 7PM | ESPN2 | SYRACUSE, N.Y. | JMA WIRELESS DOME (35,642)

### BROADCAST INFORMATION

#### TV | ESPN2

Doug Sherman, PxP  
Malcolm Huckaby, Analyst

#### RADIO | VT Sports Network

Zach Mackey, PxP  
Mike Burnop, Analyst

#### VIDEO STREAM

ESPN.com and ESPN app

#### LIVE STATS

stats.hokiesports.com



@Cuse\_MBB



@HokiesMBB

### PROJECTED STARTERS

Virginia Tech	Ht.	Wt.	Yr.	Hometown	PPG	RPG	Other
G 3 Sean Pedulla	6-1	195	Jr.	Edmond, Okla.	15.6	4.3	3rd in ACC with 4.4 apg
G 0 Hunter Cattoor	6-3	200	Gr.	Orlando, Fla.	13.7	2.8	318 career 3FG (VT record)
G 2 MJ Collins	6-4	195	So.	Clover, S.C.	6.4	2.6	65 assists (2nd-most on team)
F 31 Robbie Beran	6-9	215	Gr.	Richmond, Va.	6.0	3.9	83.9 FT% (26-31)
F 15 Lynn Kidd	6-10	235	Sr.	Gainesville, Fla.	12.8	6.4	5 dbl-dbls on the season



### KEY STORYLINES

#### THE SERIES

- Virginia Tech trails 12-7 in the all-time series against Syracuse.
- The Hokies have won four of the last seven matchups, including last season's meeting in Blacksburg - a 85-70 Tech victory.
- The first game of the series was played on Feb. 28, 1976 in Syracuse - a 92-81 win by the Hokies.
- Tech is 2-8 against the Orange on the road, including 1-2 under Mike Young.
- This will only be the second game in the VT-Syracuse series that Hall of Fame head coach Jim Boeheim will not be on the sideline.

#### AUTRY CONNECTION

- Adrian Autry was named head coach of Syracuse men's basketball following the completion of the 2022-23 season. He was selected to replace Boeheim, who held the post for 47 years.
- He broke through at the college level in 2008 when Autry was hired by then-Tech head coach Seth Greenberg as the Hokies' director of basketball operations. Autry was later elevated to assistant coach in 2010-11.
- Autry returned to his alma mater ahead of the 2011-12 season as an assistant coach. He was promoted to associate head coach in

March 2017.

#### EFFECTIVE HUNT

- Hunter Cattoor is one of the more underrated players in the ACC, perhaps because he does all the little things very well (screening, cutting, etc.).
- In ACC games alone, Cattoor leads the league in offensive rating (132.1) and is second in effective field-goal percentage (65.5%) per KenPom. He led the ACC in eFG% last season at 63.4% in league play.
- In ACC games alone, Cattoor is shooting 46.3% from three (37-80), which ranks second behind Wake Forest's Hunter Sallis' 48.2% (41-85).

### 2023-24 SCHEDULE

RECORD	15-12
ACC	7-9
NON-CONFERENCE	8-3
HOME	12-2
AWAY	1-8
NEUTRAL	2-2

Date	Opponent	TV	Time/Result
11/6	Coppin State	ACCNX	W, 100-55
11/10	South Carolina <sup>1</sup>	ACCN	L, 77-79
11/15	Campbell	ACCNX	W, 60-44
11/19	Wofford	ACCNX	W, 98-76
11/23	Boise State <sup>2</sup>	ESPN2	W, 82-75
11/24	Iowa State <sup>2</sup>	ESPN2	W, 71-62
11/26	#19 Florida Atlantic <sup>2</sup>	ESPN	L, 50-84
11/29	at Auburn <sup>3</sup>	ESPN2	L, 57-74

12/3	Louisville <sup>*</sup>	ACCN	W, 75-68
12/9	Valparaiso	CW	W, 71-50
12/16	Vermont	ACCN	W, 73-51
12/21	American	ACCNX	W, 77-55
12/30	at Wake Forest <sup>*</sup>	ESPN2	L, 63-86

1/6	at Florida State <sup>*</sup>	ACCN	L, 74-77
1/10	#21 Clemson <sup>*</sup>	ESPN2	W, 87-72
1/13	Miami <sup>*</sup>	ACCN	L, 71-75
1/17	at Virginia <sup>*</sup>	ESPN2	L, 57-65
1/20	at NC State <sup>*</sup>	CW	W, 84-78
1/23	Boston College <sup>*</sup>	ACCN	W, 76-71
1/27	Georgia Tech <sup>*</sup>	ACCN	W, 91-67
1/29	#7 Duke <sup>*</sup>	ESPN	L, 67-77

2/3	at Miami <sup>*</sup>	ESPN	L, 74-82
2/10	at Notre Dame <sup>*</sup>	CW	L, 66-74
2/13	Florida State <sup>*</sup>	ESPN2	W, 83-75
2/17	at #7 North Carolina <sup>*</sup>	ACCN	L, 81-96
2/19	Virginia <sup>*</sup>	ESPN	W, 75-41
2/24	at Pitt <sup>*</sup>	CW	L, 64-79
2/27	at Syracuse <sup>*</sup>	ESPN2	7 PM

3/2	Wake Forest <sup>*</sup>	CW	5:30 PM
3/5	at Louisville <sup>*</sup>	ESPN2	7 PM
3/9	Notre Dame <sup>*</sup>	ESPN2	2:30 PM
3/12-16	ACC Tournament <sup>4</sup>	ESPN	-

All Times Eastern

\* - ACC Game

1 - Hall of Fame Series Charlotte (Charlotte, N.C.)

2 - ESPN Events Invitational (Orlando, Fla.)

3 - ACC/SEC Challenge (Auburn, Ala.)

4 - New York Life ACC Tournament (Washington, D.C.)



### CONTACT INFO

**Brian Cox** | Phone: (540) 250-0624  
Email: bcox90@vt.edu  
Associate AD, Creative Communications

**Will Copeland** | Phone: (757) 814-0930  
Email: cwil199@vt.edu  
Associate Director, Creative Communications

## QUICK FACTS

### THE BASICS

University Name: Virginia Tech  
 Location: Blacksburg, Va.  
 Founded: 1872  
 Enrollment: 37,000  
 President: Dr. Tim Sands  
 Director of Athletics: Whit Babcock  
 Nickname: Hokies  
 Mascot: HokieBird  
 Colors: Chicago Maroon and Burnt Orange  
 Affiliation: NCAA Division I  
 Conference: Atlantic Coast (18th Season)

### FACILITY FACTS

CASSELL COLISEUM  
 Capacity: 8,925  
 Record in Arena: 660-214 (.755)  
 First Game: VT vs. Alabama (Jan. 3, 1962)  
 Largest Crowd: 11,500 (vs. Purdue, Dec. 3, 1966)

### TEAM INFORMATION

2022-23 Record: 19-15  
 Home/Away/Neutral: 13-4/2-10/4-1  
 Conference Record: 8-12  
 Home/Away: 6-4/2-8  
 Conference Finish: 11th  
 Conference Tournament: Second Round  
 Starters Returning/Lost: 2/3  
 Letterwinners Returning/Lost: 5/3  
 Newcomers: 7

Total seasons: 116  
 First season: 1908-09  
 All-Time Record: 1,552-1,284  
 All-Time ACC Record: 153-190  
 All-Time ACC Tournament Record: 15-18  
 ACC Championship Game Appearances (Titles): 1 (1 - 2022)  
 NCAA Tournament Appearances (Last): 13 (2022)  
 All-Time NCAA Record: 8-13



## MEDIA INFORMATION

### CREDENTIALS

Outlets interested in obtaining credentials to cover Virginia Tech basketball home games must apply for credentials via: [media.hokiesports.com/credentials](http://media.hokiesports.com/credentials).

You may also email: [bcox90@vt.edu](mailto:bcox90@vt.edu).

All credentials for Virginia Tech home games this season will be issued on a single-game basis, and media seating is extremely limited.

### INTERVIEW POLICY

During ACC play, Mike Young conducts weekly media press conferences, via Zoom. To request the Zoom link for a particular week, please email Brian Cox ([bcox90@vt.edu](mailto:bcox90@vt.edu)).

**Gamedays:** Coach Mike Young and select players will be available to the media following a 10-minute cooling off period after the game. For home games, interviews of Coach Young and players will be conducted in-person in the Cassell Coliseum media center.

**Non-Gamedays:** All coach and player interview requests need to be arranged through the Virginia Tech Creative Communications Office - contact Brian Cox (c. 540-250-0624; e. [bcox90@vt.edu](mailto:bcox90@vt.edu)). Players and coaches should not be contacted directly under any circumstances.



## 2023-24 VIRGINIA TECH NUMERICAL ROSTER

No.	Name	Cl.	Pos.	Ht.	Wt.	Hometown	Previous School
0	Hunter Cattoor	Gr.	G	6-3	200	Orlando, Fla.	Bishop Moore
2	MJ Collins	So.	G	6-4	195	Clover, S.C.	Combine Academy
3	Sean Pedulla	Jr.	G	6-1	195	Edmond, Okla.	Edmond Memorial
4	Mekhi Long	Gr.	F	6-7	200	Bryans Road, Md.	Old Dominion
5	Patrick Wessler	r-Fr.	C	7-0	255	Matthews, N.C.	Combine Academy
10	Brandon Rechsteiner	Fr.	G	6-1	185	Acworth, Ga.	Etowah
11	John Camden	r-So.	F	6-8	220	Downingtown, Pa.	Memphis
13	Jaydon Young	Fr.	G	6-4	205	Goldsboro, N.C.	Greensboro Day School
15	Lynn Kidd	Sr.	C	6-10	235	Gainesville, Fla.	Clemson
23	Tyler Nickel	So.	G/F	6-7	220	Harrisonburg, Va.	North Carolina
31	Robbie Beran	Gr.	F	6-9	215	Richmond, Va.	Northwestern
33	Michael Ward	So.	G	6-2	175	Bethesda, Md.	Walt Whitman
34	Mylyjael Poteat	Sr.	F	6-9	265	Reidsville, N.C.	Rice
55	Conner Venable	Fr.	G	6-3	190	Washington, D.C.	The Heights School

## COACHING & SUPPORT STAFF

**Head Coach:** Mike Young (Emory & Henry, 1986)  
**Record at VT:** 88-63 (5th Year)  
**Overall Record:** 387-307 (22nd Year)  
**Assistant Coach:** J.D. Byers (1st Year)  
**Assistant Coach:** Kevin Giltner (5th Year)  
**Assistant Coach:** Christian Webster (8th Year)  
**Chief of Staff:** Stephanie Ballein (5th Year)  
**Special Assistant for Recruiting:** Matt Olinger (5th Year)  
**Director of Player Personnel:** Ryan Nadeau (6th Year)  
**Special Assistant to the Head Coach:** Ace Custis (5th Year)  
**Strength & Conditioning:** David Jackson (16th Year)  
**Athletic Trainer:** Hisham Ziyout (5th Year)

## PRONUNCIATION GUIDE

Hunter Cattoor	cuh-TOUR
Sean Pedulla	puh-DOOL-uh
Patrick Wessler	WES-lerr
Brandon Rechsteiner	WRECK-stein-er
Robbie Beran	BARE-in
Mylyjael Poteat	Muh-LIE-juhl POH-teet

## ROSTER BY CLASS

Freshmen (4)	Sophomores (4)	Juniors (1)	Seniors (5)
Brandon Rechsteiner	John Camden*	Sean Pedulla	Robbie Beran^
Jaydon Young	MJ Collins		Hunter Cattoor^
Conner Venable	Tyler Nickel		Lynn Kidd
Patrick Wessler*	Michael Ward		Mekhi Long^
			Mylyjael Poteat

\* = Redshirt  
 ^ = Graduate Student

## SOCIAL



## BY THE NUMBERS

# 30

Virginia Tech and Syracuse rank 14th and 15th, respectively, in rebounding offense in ACC games. The Hokies average **30.6** rebounds per game, while the Orange pull down **30.4** per game.

# 21

The Hokies have accumulated just **21 turnovers** in the last three games (6-7-8), with two of those contests on the road. It's the **first three-game stretch** of single-digit turnovers this season for VT.

# 318

Hunter Cattoor now has **318 career threes made**. Against Duke, he became the **13th ACC player** to eclipse the mark, and only the second active player, joining Clemson's Joe Girard III.

## NOTEWORTHY

### LOG JAM IN THE MIDDLE

- Only two games separate 10th-place Virginia Tech (7-9) and a three-way tie for fifth-place with Clemson, Pitt and NC State at 9-7 in the ACC standings.
- Two of the Hokies' final four opponents are teams ahead of them in the ACC standings: Syracuse and Wake Forest.

Standing	Team	Record
5	Clemson	9-7
	Pitt	9-7
	NC State	9-7
8	Syracuse	9-8
9	Florida State	8-8
<b>10</b>	<b>Virginia Tech</b>	<b>7-9</b>

### DEVOTED TO DEVELOPMENT

- The Virginia Tech coaching staff takes great pride in player development and the numbers back that up.
- For the second straight season, the Hokies have at least one player in the top two of the ACC in points per game improvement from the prior season.
- Sean Pedulla ranked second in the ACC in 2022-23 in points per game improvement (+9.6). This season, Lynn Kidd and Tyler Nickel rank first and third, respectively, in that category.

Player	22-23	23-24	Change
<b>Lynn Kidd (VT)</b>	<b>5.0</b>	<b>12.8</b>	<b>+7.8</b>
J.R. Konieczny (ND)	1.6	8.6	+7.0
<b>Tyler Nickel (VT)</b>	<b>2.1</b>	<b>9.0</b>	<b>+6.9</b>
Ryan Dunn (UVA)	2.7	8.4	+5.7
Isaac McKneely (UVA)	6.7	12.2	+5.5

### RESUME BUILDING

- Tech, ranked No. 56 in the NET, has plenty of work to do to improve its NCAA tournament chances (resume below).

Quad	Record
1	3-8
2	2-2
3	4-2
4	6-0

### ALL GAS, NO BRAKES FOR PEDULLA

- Sean Pedulla ranks sixth among ACC players in conference-only scoring.
- He averages 16.8 points per game in ACC play.

Player	School	PPG
RJ Davis	North Carolina	20.9

DJ Horne	NC State	19.7
Hunter Sallis	Wake Forest	19.3
Blake Hinson	Pitt	18.4
PJ Hall	Clemson	17.6
<b>Sean Pedulla</b>	<b>Virginia Tech</b>	<b>16.8</b>

- Mike Young joked that Pedulla is "all gas, there's not a brake on that boy."
- Sean Pedulla dialed up back-to-back 30-balls three weeks ago vs. then-No. 21 Clemson and Miami, earning him ACC player of the week honors.
- He joined former teammate Grant Basile as the only two Tech men's basketball players since 2004 to have back-to-back games of at least 30 points.
- Pedulla's 13 made field goals against the Hurricanes tied Basile for the Virginia Tech single-game record for a player in an ACC game.

### PERFECT FROM THE LINE

- The Hokies went 16 for 16 from the free-throw line against Boston College. It was the first time since Nov. 13, 2022 Tech did not miss a free throw with double-digit attempts.
- The last time Tech hit at least 16 free throws without a miss was March 4, 2009 against No. 1 North Carolina in the ACC tournament in Atlanta, Ga. (17-17).
- VT ranks second in the ACC and fourth nationally in free-throw percentage at 79.7, trailing only Villanova (81.8), Princeton (80.7) and Wake Forest (80.2).

### DIALING IT UP FROM DEEP

- Tech hit 11 3-pointers vs. Florida State on Feb. 13, marking the 12th time this season it has reached double-digit threes.
- The Hokies are 8-4 this season when knocking down at least 10 triples in a game.
- Under Mike Young, Tech is 43-12 when hitting double-digit threes in a game. Five of those losses came in Young's first season at VT.

### WE DON'T TURN THE BALL OVER HERE

- If one attends a VT men's basketball practice, you are almost guaranteed to hear head coach Mike Young say at some point: "We don't turn the ball over here."
- Over the last six seasons, only one Mike Young team has ranked outside the top 65 in the nation for turnovers per game – this

one.

Season	Turnovers Per Game	Rank
<b>2023-24</b>	<b>11.3</b>	<b>114</b>
2022-23	9.9	12
2021-22	10.9	37
2020-21	11.6	63
2019-20	9.9	4
2018-19	10.9	30

### NEW KIDD ON THE BLOCK

- Lynn Kidd is one of the breakout stories in the ACC. From a player who only saw action in seven games his freshman season at Clemson\*, to averaging 12.8 points and 6.4 rebounds per game as a senior at Virginia Tech, Mike Young and his staff have developed a force to be reckoned with down low.

Season	PPG	RPG	MPG	FG%
2020-21*	1.1	1.0	4.7	.333
2021-22	0.7	1.1	2.5	.375
2022-23	5.0	3.4	12.7	.664
2023-24	12.8	6.4	22.9	.646

- Entering this week, here's where Kidd ranks among ACC players in a few statistical categories.

Stat	#	Rank
Rebounding	6.4	13th
FG%	.646	1st
FT%	.877	4th
Double-Doubles	5	9th

### HISTORY MADE IN HIS HOMETOWN

- Hunter Cattoor surpassed A.D. Vassallo for the most 3-pointers made in a career in program history against Boise State on Nov. 23. The record came in Cattoor's hometown of Orlando and was achieved in nine fewer games than Vassallo.

Seasons	Name	GP	3FG
<b>2019-pr.</b>	<b>Hunter Cattoor</b>	<b>145</b>	<b>318</b>
2005-09	A.D. Vassallo	133	267
2007-11	Malcolm Delaney	136	264
1986-89	Wally Lancaster	82	257
2014-18	Justin Bibbs	128	254

### HUNT IN HIS BAG OFF THE COURT, TOO

- This past June, Hunter Cattoor and longtime girlfriend Chloe Brooks got engaged.
- His IG caption read: "Added another ring to our collection." Cattoor won the 2022 ACC title, while Brooks, a guard for VT women's basketball, won the 2023 ACC championship en route to the program's first-ever Final

Four.

- Chloe Brooks is the second of Tech women's basketball head coach Kenny Brooks' three daughters.

## YOUNG MOVING UP THE RANKS

- Mike Young is in his fifth season in Blacksburg and is tied for seventh in all-time wins at VT.

Name	Seasons	Record
Charles Moir	11 (1976-87)	213-119 (.642)
Seth Greenberg	9 (2003-12)	170-123 (.580)
Chuck Noe	7 (1955-62)	109-51 (.681)
Howie Shannon	7 (1964-71)	104-68 (.605)
Bill Foster	6 (1991-97)	101-78 (.564)
Buzz Williams	5 (2014-19)	100-69 (.592)
<b>Mike Young</b>	<b>5 (2019-pr.)</b>	<b>88-63 (.583)</b>
Don DeVoe	5 (1971-76)	88-45 (.662)

## NON-CON NO JOKE

- According to the KenPom rankings, Tech played the second-toughest nonconference schedule since the service began keeping the metric.

Season	Nonconference Schedule Ranking
2006-07	135
<b>2023-24</b>	<b>141</b>
2007-08	150
2011-12	152
2010-11	158
2021-22	174

## GRANDPA HUNT

- Hunter Cattoor played in his 137th career game last Tuesday vs. Boston College, setting a new program record. He passed Malcolm Delaney at 136 games played.
- "It's pretty cool, especially the whole kind of journey that I've had," Cattoor said. "And I wasn't supposed to be here. Early in my senior year, I thought I was going to be playing in the SoCon (originally committed to Wofford), so to have the most games at an ACC school is pretty cool and I feel super blessed."

## SEVEN STRAIGHT TRIPS TO THE POSTSEASON

- With the Hokies' selection into the 2023 NIT, they have now been selected for a postseason tournament in seven consecutive seasons.

Year	Postseason Tournament	Head Coach
2023	NIT	Mike Young
2022	NCAA	Mike Young
2021	NCAA	Mike Young
2019	NCAA	Buzz Williams
2018	NCAA	Buzz Williams
2017	NCAA	Buzz Williams
2016	NIT	Buzz Williams

- A pretty remarkable turnaround for a program that prior to 2017 had only gone to the NCAA Tournament once (2007) in 20 years. Tech has been to the Big Dance a total of 13 times in program history and 14 times to the NIT.

## SHENANDOAH VALLEY STAND UP!

- Tyler Nickel hails from Harrisonburg, Va., in the Shenandoah Valley, the home region of two other Commonwealth basketball greats in Dell Curry and Ralph Sampson. Curry went on to play at Virginia Tech, finishing as the program's No. 2 all-time leading scorer with 2,385 career points and was drafted by the Utah Jazz in 1986. Sampson was a three-time national player of the year at Virginia, before being drafted as the No. 1 overall pick in the 1983 NBA Draft.
- However, it is Nickel who is the Virginia High School League's all-time leading scorer with 2,909 career points, passing the likes of Mac McClung, J.J. Redick, Moses Malone, Alonzo Mourning, Grant Hill and Allen Iverson on the way to the top.



## ACC ACTIVE CAREER 3FG LEADERS

	NAME (SCHOOL)	3FG	GP
1.	Joe Girard III (Clemson)	379	152
2.	Darin Green, Jr. (Florida State)	358	140
3.	DJ Horne (NC State)	335	147
<b>4.</b>	<b>Hunter Cattoor (Virginia Tech)</b>	<b>318</b>	<b>145</b>
5.	Nijel Pack (Miami)	288	111
6.	Blake Hinson (Pitt)	283	123
7.	Cormac Ryan (North Carolina)	263	142
8.	RJ Davis (North Carolina)	244	128
9.	Damari Monsanto (Wake Forest)	189	79
10.	Casey Morsell (NC State)	166	144

## ACC ACTIVE CAREER 3FG% LEADERS

	NAME (SCHOOL)	3FG-3FGA	3FG%
1.	Alex Hemenway (Clemson)	124-289	42.9
2.	Isaac McKneely (Virginia)	115-272	42.3
<b>3.</b>	<b>Hunter Cattoor (Virginia Tech)</b>	<b>318-758</b>	<b>42.0</b>
4.	Nijel Pack (Miami)	288-708	40.7
5.	Jaeden Zackery (Boston College)	104-264	39.4
6.	DJ Horne (NC State)	335-857	39.1
	Jake Heidbreder (Clemson)	119-304	39.1
8.	Damari Monsanto (Wake Forest)	189-494	38.3
9.	Darin Green (Florida State)	358-944	37.9
10.	Wooga Poplar (Miami)	105-278	37.8

## VT CAREER GAMES PLAYED

	NAME (YEARS)	GP
<b>1.</b>	<b>Hunter Cattoor (2019-pr.)</b>	<b>145</b>
2.	Malcolm Delaney (2007-11)	136
3.	Dorenzo Hudson (2007-12)	135
4.	Ahmed Hill (2014-19)	134
	Jeff Allen (2007-11)	134
6.	Terrell Bell (2007-11)	133
	A.D. Vassallo (2005-09)	133
8.	Devin Wilson (2013-18)	129
	Erick Green (2009-13)	129
10.	Justin Bibbs (2014-18)	128
	Bobby Beecher (1982-86)	128

## VT CAREER 3FG%

	NAME (YEARS)	3FG-3FGA	3FG%
1.	Ty Outlaw (2015-19)	136-291	46.7
2.	Justin Bibbs (2014-18)	254-599	42.4
<b>3.</b>	<b>Hunter Cattoor (2019-pr.)</b>	<b>318-758</b>	<b>42.0</b>
4.	Eddie Lucas (1997-99)	121-294	41.2
5.	Jalen Cone (2019-21)	101-246	41.1

## TEAM COMPARISON

VT	Stat	CUSE
74.2	Points Per Game	76.3
69.9	Opponents Points Per Game	75.0
+4.3	Scoring Margin	+1.3
32.4	Rebounds Per Game	33.8
+0.4	Rebounding Margin	-4.4
.460	FG Percentage	.454
.446	FG Percentage Defense	.455
.354	3FG Percentage	.333
.339	3FG Percentage Defense	.343
8.3	3FG Made Per Game	7.0
.797	FT Percentage	.720
15.1	Assists Per Game	13.8
11.3	Turnovers Per Game	11.3

## DANCIN' IN BACK-TO-BACK SEASONS

- In previous seasons in Virginia Tech history, the fastest head coach to make the NCAA Tournament was in Year Three. Those Hokies were Howie Shannon, Charlie Moir and Buzz Williams.
- Therefore, with Mike Young doing so in Year Two, he became the fastest Tech coach to make The Dance.
- The Hokies have also never had a head coach lead them to the NCAA Tournament in two of their first three seasons.
- Mike Young becomes just the third head coach in program history to register multiple trips to the NCAA Tournament, joining Charlie Moir and Buzz Williams.
- Here's a rundown of the head coaches who have guided Tech to the NCAA Tournament.

Head Coach	NCAAT Years	# of App.
Charlie Moir	1979, 1980, 1985, 1986	4
Buzz Williams	2017, 2018, 2019	3
<b>Mike Young</b>	<b>2021, 2022</b>	<b>2</b>
Don DeVoe	1976	1
Bill Foster	1996	1
Seth Greenberg	2007	1
Howie Shannon	1967	1

## ONE BIG FAMILY

- The camaraderie between the VT men's and women's basketball teams as described by Hunter Cattoor:
- "I'd say it's like a whole big family there. We play and practice in the same facility, so we see them every day, whether that's working out on our own time or during lift and practice. We see them all around. We're saying hey to them. I know Coach Brooks is doing a great job over there with that team. But I look at them as family. ... I think it's great for both programs to be together and support each other and want each other to do well."

## 50 SPOT

- Tech shot over 50% in a game five times during the 2020-21 season - going 5-0.
- Since Young got to Blacksburg, the Hokies are 41-5 in contests shooting 50% or greater - only losses: vs. BYU (11/27/19), vs.

Miami (1/26/22), at College of Charleston (11/20/22), at Miami (1/31/23), vs. South Carolina (11/10/23).

- Since the 2010-11 season, Tech is 112-16 when shooting 50% or better.

## COACH HUNT


- Mike Young had never let a player install a play before in his 38 years of coaching. He'd never had a player like Hunter Cattoor before, though.
- "He wants to be a coach," Young said on Oct. 3. "I had him install [a play] yesterday. I don't think I've ever done that in 38 years as a coach.
- "He commands a great deal of admiration and respect for what he's done here. [It] permeates throughout the program. I think he has embraced that and has done quite a good job thus far, and it'll be very important for this bunch."
- With defense being a point of emphasis for the entire Tech team heading into the season, Cattoor's tutelage will be crucial — and the teaching role is one he hopes to continue into the future. H/T Jack Brizendine

## FOCUSED ON TEAM SUCCESS

- As Cattoor wraps up his career in Blacksburg this season, his focus will be on getting the team back to the top of the ACC — and he knows everyone's personal goals will come to fruition in the process.
- "At the end of the day, you want to go out on a high note. You want to compete for another ACC championship. You want to make it to the big dance and make a run," he said.
- "I think that's just the main thing to worry about — team success — and the individual success will come along." H/T Jack Brizendine

## BYERS BOUGHT IN ON DEFENSIVE END

- J.D. Byers was hired as an assistant coach in April, bringing 13 years of experience at the Division I level with him to Blacksburg. He worked three stints with current Penn State head coach Mike Rhoades, most recently at VCU from 2017 to 2023.
- According to KenPom, VCU ranked 15th in adjusted defensive efficiency last season. Its three rankings the previous four seasons: seventh, 14th, 45th and seventh. Tech has only posted a top-40 defense five times since joining the ACC in 2004, the last time being 2019-20 under Buzz Williams (No. 20). H/T David Cunningham
- Though he wasn't necessarily the main reason why the Rams were so stingy on defense, Byers brought those lessons to Blacksburg. He watched Tech's games from last season through a unique lens since he wasn't involved, and the players said his feedback in specific areas has really helped.



The 2023-24 season marks the 22nd for Mike Young as a head coach.

## SPECIALTY STAT TRACKER

Opponent	Off TOs	Paint	2nd Chance	FB	Bench
Coppin State	30	36	8	10	50
South Carolina	11	36	7	6	17
Campbell	12	30	11	6	9
Wofford	23	44	18	19	33
Boise State	27	32	2	19	22
Iowa State	7	16	10	5	15
Florida Atlantic	11	32	6	2	17
at Auburn	5	14	14	3	29
Louisville	17	36	10	5	31
Valparaiso	17	22	11	4	15
Vermont	17	24	8	7	24
American	15	48	6	4	28
at Wake Forest	7	30	0	5	25
at Florida State	8	22	11	2	14
Clemson	19	34	8	6	39
Miami	12	32	11	8	2
at Virginia	6	20	6	17	12
at NC State	22	32	5	14	20
Boston College	19	28	4	6	13
Georgia Tech	4	36	9	0	32
Duke	11	36	8	2	4
at Miami	13	32	10	3	18
at Notre Dame	5	32	10	8	23
Florida State	23	16	10	7	23
at North Carolina	20	36	9	2	31
Virginia	24	36	6	4	30
at Pitt	11	32	6	11	10
at Syracuse					
Wake Forest					
at Louisville					
Notre Dame					
<b>Total +/-</b>	<b>+71</b>	<b>-50</b>	<b>-63</b>	<b>+17</b>	<b>+62</b>
<b>Season Highs</b>	<b>30</b>	<b>48</b>	<b>18</b>	<b>19</b>	<b>50</b>

## FAST BREAK

Tech has registered **two** wins over **top five** programs under head coach Mike Young - most recently an 81-73 win over No. 3 Villanova on Nov. 28, 2020.

## SCHOOL RECORDS

### INDIVIDUAL

Games Played (Season)	36, by 5 players
Games Started (Season)	36, by 5 players
Games Played (Career)	<b>145, Hunter Cattoor (2019-pr.)</b>
Games Started (Career)	126, Dell Curry (1982-86); Bobby Beecher (1982-86)
Consecutive Starts	123, Ace Custis (1993-97)
Minutes Played (Game)	55, by 3 players
Minutes Played (Season)	1,300, Malcolm Delaney (2010-11), 34 games
Minutes Played (Highest Season Average)	38.6, Jay Purcell (1991-92), 28 games
Minutes Played (Career)	4,688, Malcolm Delaney (2007-11)
Minutes Played (Highest Career Average)	35.1, Dale Solomon, 1978-82
Points (Overall Game)	52, Allan Bristow vs. George Washington (2-21-73)
Points (ACC Game)	37, Malcolm Delaney vs. Clemson (1-29-09)
Points (ACC Tournament Game)	32, Jalen Hudson vs. Wake Forest (3-10-15)
Points (NCAA Tournament)	29, Glen Combs vs. Indiana (3-17-67)
Points (NIT)	33, A.D. Vasallo vs. Duquesne (3-18-09)
Points (Season)	801, Erick Green (2012-13), 32 games
Points (ACC Season)	469, Erick Green (2012-13), 18 games
Points (Season Average)	26.6, Bimbo Coles (1988-89), 27 games
Points (Double-Figure Games, Season)	34, Dell Curry (1983-84), 35 games
Points (Career)	2,484, Bimbo Coles (1986-90)
Points (Career Average)	23.1, Allan Bristow (1970-73)
Points (Double-Figure Games, Career)	115, Dell Curry (1982-86)
Field Goals Made (Game)	22, Allan Bristow vs. George Washington (2-21-73)
3-Pointers Made (Game)	9, Hunter Cattoor at Florida State (1-29-22); Justin Robinson vs. Syracuse (1-26-19)
Field Goals Made (Season)	305, Dell Curry (1985-86), 30 games
3-Pointers Made (Season)	106, Wally Lancaster (1987-88), 29 games
Field Goals Made (Career)	1,021, Dell Curry (1982-86)
3-Pointers Made (Career)	<b>318, Hunter Cattoor (2019-pr.)</b>
Free Throws Made (Game)	20, by 3 players
Free Throws Made (Season)	230, Malcolm Delaney (2009-10), 33 games
Free Throws Made (Career)	721, Malcolm Delaney (2007-11)
Rebounds (Game)	36, Chris Smith vs. Washington & Lee (1-9-59)
Rebounds (Season)	495, Chris Smith (1959-60), 26 games
Rebounds (Career)	1,508, Chris Smith (1957-61)
Assists (Game)	12, by 3 players
Assists (Season)	192, Dave Sensibaugh (1975-76), 28 games
Assists (Career)	547, Bimbo Coles (1986-90)
Steals (Game)	8, by 3 players
Steals (Season)	94, Jamon Gordon (2006-07), 34 games
Steals (Career)	295, Dell Curry (1982-86)
Blocks (Game)	9, Roy Brow vs. James Madison (12-6-86); vs. Baptist College (12-12-87)
Blocks (Season)	100, Roy Brow (1987-88), 28 games
Blocks (Career)	251, Roy Brow (1984-88)
<b>TEAM</b>	
Points (Game)	141, vs. Southern Miss (2-6-88)
Points (Season)	2,646, 1987-88, 29 games
Field Goals Made (Game)	52, vs. VMI (2-20-59)
Field Goals Made (Season)	1,058, 1983-84, 35 games
FG Percentage (Game)	.722 (39-54), vs. Syracuse (1-28-76)
FG Percentage (Season)	.517 (1,030-1,993), 1981-82
3-Pointers Made (Game)	21, vs. Delaware State (11-20-19)
3-Pointers Made (Season)	327, 2018-19, 35 games
3FG Percentage (Game)	.720 (18-25), at Florida State (1-29-22)
3FG Percentage (Season)	.403 (290-720), 2016-17
Rebounds (Game)	83, vs. VMI (2-19-61)
Assists (Game)	36, vs. The Citadel (11-12-17)
Steals (Game)	21, at Clemson (2-8-06)
Blocks (Game)	15 (2x), last vs. VMI (12-9-09)

## 2023-24 HONORS WATCH



### Sean Pedulla

*The Almanac Top 100*

- Ranked No. 96

*ACC Player of the Week*

- Jan. 15, 2024

### Hunter Cattoor

*ESPN Events Invitational*

- All-Tournament team

### Lynn Kidd

*ACC Co-Player of the Week*

- Dec. 26, 2023



## BLUE COLLAR MENTALITY

- Fifth-year guard Hunter Cattoor talks about the work ethic and mentality a Coach Young team possesses.



## EMBRACING ALL ASPECTS OF LIFE

- Robbie Beran has a deep connection with animals. He's pursuing a master's degree in applied animal behavior and welfare at Virginia Tech. Under his roof, Beran has his two dogs - Smokey (chihuahua) and Stella (a Labrador retriever/mutt mix) - then his girlfriend's dog, Ivy (golden retriever).
- The COVID-19 pandemic allowed Beran to embrace his connection with them and the emotional support they have to offer.
- Beran is also thrilled to be playing his final season of college basketball in the Commonwealth. The Richmond, Va., native is reunited with his sister, Annemarie, who attends the Edward Via College of Osteopathic Medicine (VCOM) in Blacksburg.



## LEADING AT THE BREAK

- Over the last four seasons, Tech is 64-14 when leading at halftime.
- The Hokies are 76-19 in the Mike Young era when up at half.



## NATIONAL POLLS

### ASSOCIATED PRESS POLL

Updated: Feb. 26

Rank	School	Record	Points
1	Houston (53)	24-3	1540
2	Purdue (4)	25-3	1460
3	UConn (5)	25-3	1459
4	Tennessee	21-6	1338
5	Marquette	21-6	1243
6	Arizona	21-6	1188
7	Kansas	21-6	1156
8	Iowa State	21-6	1155
9	North Carolina	21-6	1130
10	Duke	21-6	976
11	Auburn	21-6	862
12	Creighton	20-8	738
13	Illinois	20-7	726
14	Alabama	19-8	695
15	Baylor	19-8	689
16	Kentucky	19-8	649
17	Saint Mary's	23-6	646
18	South Carolina	22-5	471
19	Washington State	21-7	361
20	San Diego State	21-7	305
21	Dayton	21-5	261
22	Utah State	22-5	207
23	Gonzaga	22-6	184
24	Florida	19-8	140
25	South Florida	21-5	127

**Receiving Votes:** BYU 92, Texas Tech 65, TCU 45, Clemson 45, Wake Forest 44, Wisconsin 42, Nevada 25, Colorado State 20, Arizona State 17, New Mexico 10, Florida Atlantic 8, Oklahoma 7, Nebraska 7, Mississippi State 5, Washington 4, Appalachian State 3, McNeese 1, Loyola Chicago 1, Indiana State 1

**Dropped from Rankings:** Colorado State 22, Texas Tech 23, BYU 25

### USA TODAY COACHES' POLL

Updated: Feb. 26

Rank	School	Record	Points
1	Houston (25)	24-3	791
2	UConn (3)	25-3	756
3	Purdue (4)	25-3	755
4	Tennessee	21-6	698
5	Marquette	21-6	616
6	Iowa State	21-6	605
7	Arizona	21-6	597
8	North Carolina	21-6	589
9	Kansas	21-6	582
10	Duke	21-6	461
11	Auburn	21-6	426
12	Creighton	20-8	412
13	Alabama	19-8	372
14	Baylor	19-8	353
15	Kentucky	19-8	351
16	Illinois	20-7	348
17	Saint Mary's	23-6	332
18	South Carolina	22-5	214
19	San Diego State	21-7	153
20	Dayton	21-5	152
21	Washington State	21-7	149
22	Gonzaga	22-6	132
23	Utah State	22-5	114
24	Florida	19-8	98
25	South Florida	21-5	57

**Receiving Votes:** BYU 53, Wake Forest 51, TCU 36, Texas Tech 35, Wisconsin 20, Oklahoma 19, Clemson 15, Nevada 14, Virginia 10, Appalachian State 8, Nebraska 8, Seton Hall 7, Loyola Chicago 3, Northwestern 3, Indiana State 2, James Madison 2, Boise State 1

**Dropped from Rankings:** BYU 21, Texas Tech 23, Colorado State 24, TCU 25

### TRACKING TECH

	AP	Coaches
Preseason	-	-
11/13	-	-
11/20	-	-
11/27	-	-
12/4	-	-
12/11	-	-
12/18	-	-
12/25	-	-
1/1	-	-
1/8	-	-
1/15	-	-
1/22	-	-
1/29	-	-
2/5	-	-
2/12	-	-
2/19	-	-
2/26	-	-
3/4	-	-
3/11	-	-
3/18	-	-
Final	-	-

#### Ratings Tracker (through Feb. 25)

ESPN.com BPI	41
KenPom.com	55
Massey	66
NCAA NET Rankings	56
Bart Torvik	52

#### Virginia Tech's "Best" NET Wins:

Iowa State	8
Clemson	23
Boise State	32
Virginia	49
NC State	77
Boston College	89
Florida State	93

## 2023-24 RANKING SUMMARY

Statistic	National Conference		Value	National Leader	Conference		
	Rank	Rank			Value	Leader	Value
Assist/Turnover Ratio (351 ranked)	75	8	1.33	Virginia	1.85	Virginia	1.85
Assists Per Game (351 ranked)	65	4	15.2	Kansas	19.8	Duke	15.5
Bench Points per game (351 ranked)	108	3	22.15	Cornell	36.87	Florida St.	28.65
Blocks Per Game (351 ranked)	287	14	2.7	App State	7.1	Virginia	5.1
Effective FG pct (351 ranked)	54	4	0.539	Indiana St.	0.598	Duke	0.552
Fastbreak Points (351 ranked)	302	11	6.85	TCU	19.31	NC State	13.88
Field Goal Percentage (351 ranked)	92	6	46.2	Wright St.	53.3	Duke	48.1
Field Goal Percentage Defense (351 ranked)	217	11	44.4	Houston	37.4	Virginia	39.8
Fouls Per Game (351 ranked)	91	9	15.8	Creighton	11.3	Miami (FL)	13.0
Free Throw Attempts Per Game (351 ranked)	197	8	18.9	High Point	26.9	North Carolina	23.9
Free Throw Percentage (351 ranked)	4	2	79.8	Villanova	82.2	Wake Forest	80.5
Free Throws Made Per Game (351 ranked)	96	5	15.1	High Point	20.8	North Carolina	18.0
Rebound Margin (351 ranked)	176	9	1.0	Saint Mary's (CA)	12.0	North Carolina	7.0
Rebounds (Defensive) Per Game (351 ranked)	231	13	24.73	UT Martin	31.00	North Carolina	28.73
Rebounds (Offensive) Per Game (351 ranked)	328	15	7.81	Texas A&M	18.08	North Carolina	12.35
Rebounds Per Game (351 ranked)	318	14	32.54	Florida	44.15	North Carolina	41.08
Scoring Defense (351 ranked)	113	6	69.6	Houston	55.3	Virginia	58.5
Scoring Margin (351 ranked)	118	7	5.0	McNeese	19.5	Duke	13.3
Scoring Offense (351 ranked)	160	11	74.6	Alabama	91.0	North Carolina	82.8
Steals Per Game (351 ranked)	310	12	5.3	UTEP	11.9	Syracuse	9.4
Three Point Attempts Per Game (351 ranked)	108	6	23.5	North Florida	33.6	Pittsburgh	27.5
Three Point Percentage (351 ranked)	78	7	36.1	Kentucky	40.5	Duke	38.0
Three Point Percentage Defense (351 ranked)	183	9	33.5	Louisiana	26.5	North Carolina	30.3
Three Pointers Per Game (351 ranked)	79	4	8.5	North Florida	12.1	Pittsburgh	9.5
Turnover Margin (351 ranked)	163	9	0.5	Houston	7.3	Virginia	4.4
Turnovers Forced Per Game (351 ranked)	187	5	11.88	UTEP	19.27	Florida St.	15.15
Turnovers Per Game (351 ranked)	124	9	11.4	Richmond	8.3	Virginia	8.4
Winning Percentage (351 ranked)	141	9	57.7	Grand Canyon	92.3	Duke	80.8

## GAMES STARTED

	Streak	23-24	Career	ACC
Hunter Cattoor	11	26	97	54
MJ Collins	13	21	37	27
Sean Pedulla	15	25	59	36
Mekhi Long	-	5	69	2
Patrick Wessler	-	-	-	-
Brandon Rechsteiner	-	2	2	-
John Camden	-	-	-	-
Jaydon Young	-	-	-	-
Lynn Kidd	27	27	32	19
Tyler Nickel	-	7	7	3
Robbie Beran	13	22	122	14
Michael Ward	-	-	-	-
Mylyjael Poteat	-	-	3	-
Conner Venable	-	-	-	-




## NON-CONFERENCE BREAKDOWN

Team	NET	Result
Coppin State	360	W, 100-55
South Carolina	43	L, 77-79
Campbell	294	W, 60-44
Wofford	162	W, 98-76
Boise State	75	W, 82-75
Iowa State	5	W, 71-62
#19 Florida Atlantic	6	L, 50-84
Auburn	21	L, 57-74
Valparaiso	317	W, 71-50
Vermont	116	W, 73-51
American	301	W, 77-55



Hunter Cattoor is first all-time at VT in career 3-pointers made with 318.





## SEASON BREAKDOWN

### TECH'S RECORD WHEN...

	2023-24
Overall	15-12
ACC	7-9
At home	12-2
On the road	1-8
At neutral sites	2-2
After a win	8-7
After a loss	6-5
In overtime	0-0
vs. ranked opponents	1-3
Winning the opening tip	8-5
Losing the opening tip	7-7
Decided by 1-4 points or OT	0-3
Decided by 5-10 points	6-4
Decided by 11-20 points	3-3
Decided by 21+ points	6-2
Leading at half	14-4
Tied at half	1-1
Trailing at half	0-7
VT shoots 50% or better	7-1
VT shoots 40-49.9%	7-8
VT shoots less than 40%	1-3
VT out-shoots opponent	11-4
Opp. out-shoots VT	4-8
Opp. shoots 40% or better	9-11
Opp. shoots less than 40%	6-1
VT out-rebounds opponent	10-3
Opp. out-rebounds VT	5-9
Rebounds are tied	0-0
VT has more FT attempts	13-3
Opp. has more FT attempts	2-9
VT makes more 3-pointers	10-6
Opp. makes more 3-pointers	5-5
VT wins turnover battle	10-5
Opp. wins turnover battle	4-6
Turnovers are tied	1-1
VT scores 100+	1-0
VT scores 90-99 points	2-0
VT scores 80-89 points	4-1
VT scores 70-79 points	7-4
VT scores 60-69 points	1-4
VT scores 50-59 points	0-3
VT scores < 50 points	0-0
Opp. scores > 99 points	0-0
Opp. scores 90-99 points	0-1
Opp. scores 80-89 points	0-3
Opp. scores 70-79 points	6-7
Opp. scores 60-69 points	3-1
Opp. scores 50-59 points	4-0
Opp. scores < 50 points	2-0
Playing on Monday	2-1
Playing on Tuesday	2-0
Playing on Wednesday	2-2
Playing on Thursday	2-0
Playing on Friday	1-1
Playing on Saturday	4-7
Playing on Sunday	2-1
In November	5-3
In December	4-1
In January	4-4
In February	2-4
In March	0-0
Playing during the day	3-5
Playing at night	12-7
Wearing White	10-3
Wearing Maroon	1-3
Wearing Orange	2-4
Wearing Black	2-2

### STARTING LINEUPS

#### W/L

11-8	Sean Pedulla, Hunter Cattoor, MJ Collins, Robbie Beran, Lynn Kidd
0-1	Sean Pedulla, Hunter Cattoor, MJ Collins, Mekhi Long, Lynn Kidd
1-1	Sean Pedulla, Hunter Cattoor, Tyler Nickel, Robbie Beran, Lynn Kidd
1-1	Sean Pedulla, Hunter Cattoor, Tyler Nickel, Mekhi Long, Lynn Kidd
0-1	Sean Pedulla, MJ Collins, Tyler Nickel, Robbie Beran, Lynn Kidd
2-0	Brandon Rechsteiner, Hunter Cattoor, Tyler Nickel, Mekhi Long, Lynn Kidd

#### Margin of Victory/Defeat

	1	2	3	4	5	6	7	8	9	10	11-19	20+
Wins	-	-	-	-	1	1	2	1	1	-	3	6
Losses	-	1	1	1	-	-	-	3	-	1	3	2

#### Most First Half Points

Virginia Tech	53 vs. Clemson (1/10/24)
Opponents	50 by North Carolina (2/17/24)

#### Most Second Half Points

Virginia Tech	55 (2x), last vs. Wofford (11/19/23)
Opponents	56 by Miami (2/3/24)

#### Fewest First Half Points

Virginia Tech	18 at Virginia (1/17/24)
Opponents	16 (2x), last by Virginia (2/19/24)

#### Fewest Second Half Points

Virginia Tech	26 vs. FAU (11/26/23)
Opponents	25 by Virginia (2/19/24)

#### Largest Halftime Lead

Virginia Tech	26 vs. Coppin State (11/6/23)
Opponents	20 by Wake Forest (12/30/23)

#### Largest Margin of Victory

Virginia Tech	45 vs. Coppin State (11/6/23)
Opponents	34 by FAU (11/26/23)

### MISCELLANEOUS

<b>How 1st Points Were Scored</b>	<b>Rebounds Leader</b>	<b>Blocks Leader</b>	<b>15+ Rebounds</b>
Layup 7	Robbie Beran 4	Robbie Beran 16	Lynn Kidd 2
3FG 9	Hunter Cattoor 1	Hunter Cattoor 3	
Jumper 5	Lynn Kidd 13	MJ Collins 2	<b>20+ Rebounds</b>
Dunk 2	Mekhi Long 5	Lynn Kidd 7	-
Free Throw 4	Sean Pedulla 6	Mekhi Long 2	
Tip-in -	Mylyjael Poteat 3	Tyler Nickel 3	<b>5+ Assists</b>
		Sean Pedulla 1	Hunter Cattoor 1
		Mylyjael Poteat 4	MJ Collins 2
<b>Scored VT's 1st Points</b>	<b>Assists Leader</b>	Patrick Wessler 1	Tyler Nickel 1
Robbie Beran 3	Robbie Beran 2		Sean Pedulla 13
Hunter Cattoor 7	Hunter Cattoor 3	<b>10+ Points</b>	Brandon Rechsteiner 1
MJ Collins 3	MJ Collins 4	Robbie Beran 5	Jaydon Young 1
Lynn Kidd 6	Lynn Kidd 3	Hunter Cattoor 22	
Tyler Nickel 1	Mekhi Long 1	MJ Collins 6	<b>10+ Assists</b>
Sean Pedulla 7	Tyler Nickel 4	Lynn Kidd 19	Sean Pedulla 1
	Sean Pedulla 18	Tyler Nickel 14	Brandon Rechsteiner 1
<b>First Off VT Bench</b>	Mylyjael Poteat 1	Brandon Rechsteiner 1	
Robbie Beran 2	Brandon Rechsteiner 5	Sean Pedulla 18	<b>5+ Steals</b>
MJ Collins 1	Patrick Wessler 1	Mylyjael Poteat 5	-
Mekhi Long 11	Jaydon Young 1		
Tyler Nickel 6		<b>20+ Points</b>	<b>5+ Blocks</b>
Mylyjael Poteat 20	<b>Steals Leader</b>	Hunter Cattoor 1	-
Brandon Rechsteiner 2	Robbie Beran 6	MJ Collins 1	
	Hunter Cattoor 10	Lynn Kidd 3	<b>Double-Doubles</b>
<b>Points Leader</b>	MJ Collins 7	Tyler Nickel 1	Lynn Kidd 5
Hunter Cattoor 10	Lynn Kidd 5	Sean Pedulla 6	Sean Pedulla 2
MJ Collins 3	Mekhi Long 3		
Lynn Kidd 8	Tyler Nickel 8	<b>30+ Points</b>	<b>Triple-Doubles</b>
Sean Pedulla 9	Sean Pedulla 10	Lynn Kidd 1	-
Mylyjael Poteat 1	Mylyjael Poteat 2	Sean Pedulla 2	
	Brandon Rechsteiner 2		
	Jaydon Young 2	<b>10+ Rebounds</b>	
		Robbie Beran 1	
		Lynn Kidd 6	
		Sean Pedulla 1	

THE LAST TIME

LAST TIME VIRGINIA TECH...

Scored 100+ points and won	100-55, vs. Coppin State, 11/6/23
Scored 100+ points and lost	100-104 (2OT), vs. Maryland, 2/27/10
Played in OT	65-70 (OT), at Boston College, 12/21/22
Played in consecutive OTs	82-77 (OT), vs. UAB, 11/28/15; 79-81 (OT), vs. Northwestern, 12/1/15
Played in 2OT	79-77 (2OT), vs. North Carolina, 1/22/20
Played in 3OT	95-102 (3OT), vs. Miami (Fla.), 2/19/20
Scored 100+ points	100-55, vs. Coppin State, 11/6/23
Scored 90-99 points	91-67, vs. Georgia Tech, 1/27/24
Scored 80-89 points	81-96, at #7 North Carolina, 2/17/24
Scored 70-79 points	75-41, vs. Virginia, 2/19/24
Scored 60-69 points	64-79, at Pitt, 2/24/24
Scored 50-59 points	57-65, at Virginia, 1/17/24
Scored 40-49 points	47-24, at #23 NC State, 2/2/19
Scored 30-39 points	39-65, at #19 Virginia, 1/4/20
Scored 20-29 points	27-40, at McGuire Hospital, 2/2/46
Scored 10-19 points	16-45, at Virginia, 1/30/39
Scored less than 10 points	9-29, vs. North Carolina, 1/12/35
Allowed 100+ points	95-102 (3OT), vs. Miami (Fla.), 1/19/20
Allowed 90-99 points	81-96, at #7 North Carolina, 2/17/24
Allowed 80-89 points	74-82, at Miami, 2/3/24
Allowed 70-79 points	64-79, at Pitt, 2/24/24
Allowed 60-69 points	91-67, vs. Georgia Tech, 1/27/24
Allowed 50-59 points	77-55, vs. American, 12/21/23
Allowed 40-49 points	75-41, vs. Virginia, 2/19/24
Allowed 30-39 points	65-39, vs. Radford, 11/15/21
Allowed 20-29 points	47-24, at #23 NC State, 2/2/19
Allowed 10-19 points	60-19, vs. Lynchburg, 1/9/46
Allowed less than 10 points	28-9, vs. Hampden-Sydney, 1/17/1923
Scored at least 60 points in a half	66, 2nd Half, vs. The Citadel, 11/12/17
Largest margin of victory	83, vs. Randolph-Macon (87-4), 1/10/1911
Largest margin of victory in ACC	38, vs. Wake Forest (84-46), 2/27/21
Defeated a ranked opponent on the road	47-24, at #23 NC State, 2/2/19
Defeated a ranked opponent at home	87-72, vs. #21 Clemson, 1/10/24
Defeated a ranked opponent on a neutral court	82-67, vs. #7 Duke, 3/12/22
Defeated a defending national champion	65-51, vs. #8 Virginia, 1/30/21
Held opponent without a double-figure scorer	65-39, vs. Radford, 11/15/21
Failed to have a double-figure scorer	41-57, vs. Temple, 2/25/96
Had 5 or more players score in double figures	6, at #7 North Carolina, 2/17/24
Had 6 or more players score in double figures	at #7 North Carolina, 2/17/24
Had 7 or more players score in double figures	vs. Cornell, 12/8/21
Did not make a 3FG	at Providence, 2/1/03
Opponent did not make a 3FG	vs. Virginia, 2/14/22
Did not shoot a FT in the first half	vs. Miami, 1/13/24
Did not shoot a FT in the second half	at #10 Virginia, 1/18/23
Opponent did not shoot a FT	vs. Merrimack, 11/21/21
Opponent did not make a FT	vs. Florida State, 3/4/23
Held an opponent under 10 points in a half	9, vs. Eastern Michigan (1H), 12/22/11
Held an opponent under 20 points in a half	17, vs. Pitt (1H), 2/7/22
Had double-figure blocked shots	10, vs. Wake Forest, 2/27/21
Came back from a double-figure deficit to win	12, vs. Boise State, 11/23/23
Lost a double-digit lead	10, at Miami, 2/3/24
Led by 20 or more points at halftime	20, vs. Virginia, 2/19/24
Had 20-29 assists in a game	23, vs. Georgia Tech, 1/27/24
Had 30 or more assists	36, vs. The Citadel, 11/12/17
Held a team under 20 percent from the floor	16.7%, at No. 23/22 NC State, 2/2/19
Held a team under three made FGs in a half	2, vs. Notre Dame, 1/10/21
Won an ACC Tournament Championship	82-67, vs. #7 Duke, 3/12/22
Won an NCAA Tournament game	67-58, vs. Liberty, 3/24/19

WHAT'S A HOKIE?

The answer leads all the way back to 1896 when Virginia Agricultural and Mechanical College changed its name to Virginia Polytechnic Institute. With the change came the necessity for writing a new cheer and a contest for such a purpose was held by the student body.



Senior O.M. Stull won first prize for his "Hokie" yell which is still used today. Later, when asked if "Hokie" had any special meaning, Stull explained the word was solely the product of his imagination and was used only as an attention-getter for his yell. It soon became a nickname for all Tech teams and for those people loyal to Tech athletics.

The official university school colors - Chicago Maroon and Burnt Orange - also were introduced in 1896. The colors were chosen by a committee because they made a 'unique combination' not worn elsewhere at the time. The official definition of "Hokie" is "a loyal Virginia Tech Fan."



OUR NAME


When referring to our name, we ask that you use Virginia Tech, Hokies or Tech - and not 'Vah Tech.' Thank you!

## THE LAST TIME

### LAST TIME A VIRGINIA TECH PLAYER...

Recorded a double-double	Lynn Kidd (12 pts./15 rebs.), vs. Florida State, 2/13/24
Recorded a triple-double	Justyn Mutts (12 pts./14 rebs./11 ast.), vs. Syracuse, 2/12/22
Two Tech players recorded double-doubles in same game	Sean Pedulla (15 pts./10 asts.) & Lynn Kidd (14 pts./11 rebs.), vs. Coppin State, 11/6/23
Two Tech players recorded double-doubles in consecutive games	vs. North Carolina (ACC Tournament), 3/13/09; vs. Duquesne (NIT), 3/18/09
Had five or more steals	Sean Pedulla (5), at Georgia Tech, 2/15/23
Had 10 or more assists in a game	Brandon Rechsteiner (11), vs. American, 12/21/23
Had 20 or more rebounds in a game	Jeff Allen (21), vs. Longwood, 12/14/08
Two Tech players with double-figure rebounds	Grant Basile (10) and Lynn Kidd (10), vs. Delaware State, 11/7/22
Two Tech players had five or more assists	Sean Pedulla (5) & Hunter Cattoor (5), vs. Georgia Tech, 1/27/24
Three Tech players had five or more assists	Justyn Mutts (8), Hunter Cattoor (8) & Grant Basile (5), vs. Syracuse, 1/28/23
Four Tech players had five or more assists	Kerry Blackshear Jr. (8), Devin Wilson (7), Justin Robinson (7) & Chris Clarke (5), vs. The Citadel, 11/12/17
Three Tech players made five or more 3FG	Nahiem Alleyne (5), Jalen Cone (5) & Isaiah Wilkins (5), vs. Delaware State, 11/20/19
Eight or more Tech players made a 3FG	8 players, at Pitt, 2/5/22
Two Tech players scored 20 or more points	Sean Pedulla (32) & Tyler Nickel (24), vs. #21 Clemson, 1/10/24
Three Tech players scored 20 or more points	Nickeil Alexander-Walker (25), Ahmed Hill (23) & Justin Robinson (23), vs. #23 Purdue, 11/18/18
Two Tech players scored 20 or more points in consecutive games	Nickeil Alexander-Walker & Kerry Blackshear Jr., 11/10/17 & 11/12/17
Tech player scored 30 or more points in consecutive games	Sean Pedulla, 1/10/24 & 1/13/24
Tech freshman scored 20 or more points in a game	Sean Pedulla (20), at Florida State, 1/29/22
Three Tech freshmen scored in double figures in a game	Hunter Cattoor (14), Jalen Cone (11) & Lander Nolley II (10), vs. North Carolina, 3/10/20
Four Tech freshmen scored in double figures in a game	Landers Nolley II (21), Tyrece Radford (21), Jalen Cone (15) & Nahiem Alleyne (10), at Wake Forest, 1/14/20
Tech player scored 30-39 points in a game	Sean Pedulla (33), vs. Miami, 1/13/24
Tech player scored 40-49 points in a game	Dorenzo Hudson (41), vs. Seton Hall, 1/2/10
Tech player scored 50+ points in a game	Bimbo Coles (51), vs. Southern Miss, 2/6/88
Tech player had consecutive double-doubles	Justyn Mutts, 11/17/22, 11/18/22
Tech player had three consecutive double-doubles	Keve Aluma, 1/27/21, 1/30/21, 2/3/21
Tech freshman had consecutive double-doubles	Kerry Blackshear Jr., 12/13/15, 12/19/15
Tech allowed a triple-double	Dennis Smith Jr. (27 pts./11 rebs./11 ast.), at NC State, 1/4/17
Tech had a walk-on score double figures	Christian Beyer (13), vs. Alabama A&M, 12/14/14





## MIKE YOUNG

Head Coach | Fifth Season at Virginia Tech

2020-21 ACC Coach of the Year

### CAREER RECORDS

Overall Record	387-307
Conference Games	217-171
Non-Conference Games	165-133
Conference Tournament	25-15
NCAA Tournament	1-7
Overtime Games	20-17
One-Point Games	12-15
vs. AP Top 25	10-32

### VS. CURRENT ACC HEAD COACHES

Coach	All	VT	Wofford
Earl Grant	1-3	1-3	-
Brad Brownell	5-5	5-3	0-2
Jon Scheyer	1-2	1-2	-
Leonard Hamilton	3-2	3-2	-
Damon Stoudamire	1-0	1-0	-
Kenny Payne	2-0	2-0	-
Jim Larrañaga	4-8	3-7	1-1
Kevin Keatts	3-3	3-3	-
Hubert Davis	2-3	2-3	-
Micah Shrewsberry	1-1	1-1	-
Jeff Capel III	4-2	4-2	-
Adrian Autry	0-0	-	-
Tony Bennett	4-6	4-5	0-1
Steve Forbes	8-6	2-3	6-3
<b>Total</b>	<b>39-41</b>	<b>32-34</b>	<b>7-7</b>

#### vs. Coach Young

Earl Grant	3-1 at BC
Brad Brownell	5-5 at Clemson
Jon Scheyer	2-1 at Duke
Leonard Hamilton	2-3 at Florida State
Damon Stoudamire	0-1 at Georgia Tech
Kenny Payne	0-2 at Louisville
Jim Larrañaga	0-1 at GMU; 8-3 at Miami
Kevin Keatts	3-3 at NC State
Hubert Davis	3-2 at UNC
Micah Shrewsberry	1-0 at ND; 0-1 at Penn St.
Jeff Capel III	2-4 at Pitt
Adrian Autry	0-0 at Syracuse
Tony Bennett	6-4 at UVA
Steve Forbes	3-6 at ETSU; 3-2 at Wake

### ▶ COACH YOUNG: CAREER BREAKDOWN

Season	School	Overall	Conference	Finish	Postseason	Ranking	RPI/NET
2002-03	Wofford	14-15 .483	8-8 .500	T6th	-	-/-	219
2003-04	Wofford	9-20 .310	4-12 .250	T10th	-	-/-	273
2004-05	Wofford	14-14 .500	7-9 .438	8th	-	-/-	225
2005-06	Wofford	11-18 .379	6-9 .400	9th	-	-/-	287
2006-07	Wofford	10-20 .333	5-13 .278	T9th	-	-/-	295
2007-08	Wofford	16-16 .500	8-12 .400	8th	-	-/-	191
2008-09	Wofford	16-14 .533	12-8 .600	4th	-	-/-	177
2009-10	Wofford	26-9 .743	15-3 .833	1st	NCAA First Round	-/-	73
2010-11	Wofford	21-13 .618	14-4 .778	T1st	NCAA First Round	-/-	105
2011-12	Wofford	19-14 .576	12-6 .667	T2nd	CBI	-/-	178
2012-13	Wofford	13-19 .406	7-11 .389	T8th	-	-/-	253
2013-14	Wofford	20-13 .606	11-5 .688	T3rd	NCAA First Round	-/-	152
2014-15	Wofford	28-7 .800	16-2 .889	1st	NCAA First Round	RV/-	49
2015-16	Wofford	15-17 .469	11-7 .611	T3rd	-	-/-	202
2016-17	Wofford	16-17 .485	10-8 .556	T4th	-	-/-	189
2017-18	Wofford	21-13 .618	11-7 .611	T4th	CIT	-/-	141
2018-19	Wofford	30-5 .857	18-0 1.000	1st	NCAA Second Round	19/18	14
<b>Totals</b>	<b>17 Seasons</b>	<b>299-244 .551</b>	<b>175-124 .585</b>				
2019-20	Virginia Tech	16-16 .500	7-13 .350	T10th	-	-/-	92
2020-21	Virginia Tech	15-7 .682	9-4 .692	3rd	NCAA First Round	25/RV	51
2021-22	Virginia Tech	23-13 .639	11-9 .550	7th	NCAA First Round	RV/RV	27
2022-23	Virginia Tech	19-15 .559	8-12 .400	11th	NIT First Round	-/-	75
2023-24	Virginia Tech	15-12 .556	7-9 .438	-	-	-/-	56
<b>Totals</b>	<b>5 Seasons</b>	<b>88-63 .583</b>	<b>42-47 .472</b>				
<b>Overall</b>	<b>22 Seasons</b>	<b>387-307 .558</b>	<b>217-171 .559</b>				

### ▶ THE YOUNG FILE

Born	5/1/1963
Hometown	Radford, Virginia
Wife	Margaret
Children	Cooper, Davis
Education	Emory & Henry, 1986
Joined Tech Staff	4/7/2019
Years as College Head Coach	22
Years as College Coach	38

#### Coaching Career

1986-88	Assistant Coach, Emory & Henry
1988-89	Graduate Assistant, Radford
1989-98	Assistant Coach, Wofford
1998-02	Associate Head Coach, Wofford
2002-19	Head Coach, Wofford
2019-pr.	Head Coach, Virginia Tech

### ▶ ACCOMPLISHMENTS

#### Seven NCAA Tournaments

2022, 2021, 2019, 2015, 2014, 2011, 2010

#### One ACC Tournament Championship

2022

#### Five SoCon Tournament Championships

2019, 2015, 2014, 2011, 2010

#### Four SoCon Regular-Season Titles

2019, 2015, 2011, 2010

#### Two-time National Coach of the Year

2019 (Sporting News), 2010 (Hugh Durham)

#### Three AP All-America Selections

Fletcher Magee (2018-19), Karl Cochran (2014-15), Noah Dahlman (2009-10)











# 5 PATRICK WESSLER

R-FRESHMAN Center | 7-0 | 245 | Marketing Management  
 Matthews, North Carolina | Combine Academy



## SEASON/CAREER BESTS

### POINTS

Season 4 vs. American (12/21/23)  
 Career 4 vs. American (12/21/23)

### REBOUNDS

Season 2 (4x), last at UNC (2/17/24)  
 Career 2 (4x), last at UNC (2/17/24)

### ASSISTS

Season 1 vs. FAU (11/26/23)  
 Career 1 vs. FAU (11/26/23)

### BLOCKS

Season 1 (4x), last vs. Virginia (2/19/24)  
 Career 1 (4x), last vs. Virginia (2/19/24)

### STEALS

Season -  
 Career -

### MINUTES

Season 7 vs. American (12/21/23)  
 Career 7 vs. American (12/21/23)

### FIELD GOALS MADE

Season 2 vs. American (12/21/23)  
 Career 2 vs. American (12/21/23)

### FIELD GOALS ATTEMPTED

Season 3 vs. American (12/21/23)  
 Career 3 vs. American (12/21/23)

### 3-PT. FIELD GOALS MADE

Season -  
 Career -

### 3-PT. FIELD GOALS ATTEMPTED

Season 1 at Wake Forest (12/30/23)  
 Career 1 at Wake Forest (12/30/23)

### FREE THROWS MADE

Season 1 (2x), last vs. Vermont (12/16/23)  
 Career 1 (2x), last vs. Vermont (12/16/23)

### FREE THROWS ATTEMPTED

Season 2 (2x), last vs. Vermont (12/16/23)  
 Career 2 (2x), last vs. Vermont (12/16/23)

## CAREER STATS

SEASON	TEAM	GP-GS	MIN/AVG	FG-FGA	FG%	3FG-3FGA	3FG%	FT-FTA	FT%	OFF	DEF	TOT	AVG	PF-FO	A	TO	BLK	STL	PTS	AVG
2023-24	VT	9-0	30/3.3	3-9	.333	0-1	.000	2-4	.500	3	7	10	1.1	4-0	1	0	4	0	8	0.9
<b>TOTAL</b>		<b>9-0</b>	<b>30/3.3</b>	<b>3-9</b>	<b>.333</b>	<b>0-1</b>	<b>.000</b>	<b>2-4</b>	<b>.500</b>	<b>3</b>	<b>7</b>	<b>10</b>	<b>1.1</b>	<b>4-0</b>	<b>1</b>	<b>0</b>	<b>4</b>	<b>0</b>	<b>8</b>	<b>0.9</b>

- Has made great strides in his conditioning. *Last name pronounced: WES-ler*
- Redshirted the 2022-23 season.
- Invited to the Allen Iverson 24K Showcase game in Memphis.
- Played his final two seasons at Combine Academy where he guided the program to a state championship in 2021-22.
- Averaged 18 points, 14 rebounds and 2.3 blocks as a senior, while Combine ended the season ranked No. 20 in the country with a 25-5 record.
- Named 2020-21 HoopState Network Sixth Man of the Year.
- Played his freshman and sophomore seasons at David W. Butler High School in Matthews, N.C.
- Southwestern 4A Conference Player of the Year.
- Competed for CC Elite on the AAU circuit.
- Rated the 148th-best prospect in the 2022 class by 247Sports; Tabbed the third-best player in the state of North Carolina and the 24th-best center nationally, according to 247Sports.
- Chose the Hokies over Providence, Southern Cal, NC State and Ole Miss.

## 2023-24 GAME-BY-GAME STATS

Opponent	Date	GS	MIN	Total		3-Pointers		Free throws		Rebounds				PF	A	TO	BLK	STL	PTS	AVG
				FG-FGA	PCT	3FG-3FGA	PCT	FT-FTA	PCT	OFF	DEF	TOT	AVG							
vs Fla. Atlantic	11/26/2023		01:46	0-0	.000	0-0	.000	1-2	.500	0	1	1	1.0	0	1	0	0	0	1	1.0
at Auburn	11/29/2023		01:32	0-1	.000	0-0	.000	0-0	.000	0	1	1	1.0	0	0	0	0	0	0	0.5
Valparaiso	12/09/2023		01:51	0-1	.000	0-0	.000	0-0	.000	1	1	2	1.3	0	0	0	0	0	0	0.3
Vermont	12/16/2023		05:49	1-2	.500	0-0	.000	1-2	.500	0	2	2	1.5	0	0	0	1	0	3	1.0
American	12/21/2023		06:53	2-3	.667	0-0	.000	0-0	.000	1	1	2	1.6	1	0	0	1	0	4	1.6
at Wake Forest	12/30/2023		03:57	0-1	.000	0-1	.000	0-0	.000	0	0	0	1.3	1	0	0	1	0	0	1.3
Georgia Tech	01/27/2024		01:11	0-0	.000	0-0	.000	0-0	.000	0	0	0	1.1	0	0	0	0	0	0	1.1
at North Carolina	02/17/2024		03:13	0-1	.000	0-0	.000	0-0	.000	1	1	2	1.3	1	0	0	0	0	0	1.0
Virginia	02/19/2024		03:47	0-0	.000	0-0	.000	0-0	.000	0	0	0	1.1	1	0	0	1	0	0	0.9
<b>Totals</b>			<b>0 29:59</b>	<b>3-9</b>	<b>.333</b>	<b>0-1</b>	<b>.000</b>	<b>2-4</b>	<b>.500</b>	<b>3</b>	<b>7</b>	<b>10</b>	<b>1.1</b>	<b>4</b>	<b>1</b>	<b>0</b>	<b>4</b>	<b>0</b>	<b>8</b>	<b>0.9</b>

## Player Averages

Games Played	Minutes/game	Points/game	FG Pct	3FG Pct	FT Pct	Rebounds/game	Assists/game	Turnovers/game	Assist/Turnover ratio	Steals/game	Blocks/game
9	3.3	0.9	33.3	0.0	50.0	1.1	0.1	0.0	1.0	0.0	0.4

## PRODUCTION TRACKER

	This Season
Scored 10+ Points	-
Had 5+ Rebounds	-
Had Multiple Blocks	-
Led Tech in Blocks	1
Had Multiple Steals	-
Shot over 50% from the floor	2
Played 10+ Minutes	-
Shot 5+ Free Throws	-
Had Multiple Dunks	-



# 10 BRANDON RECHSTEINER

FRESHMAN Guard | 6-1 | 185 | Business  
Acworth, Georgia | Etowah



## SEASON/CAREER BESTS

### POINTS

Season 12 vs. Coppin State (11/6/23)  
Career 12 vs. Coppin State (11/6/23)

### REBOUNDS

Season 4 at Wake Forest (12/30/23)  
Career 4 at Wake Forest (12/30/23)

### ASSISTS

Season 11 vs. American (12/21/23)  
Career 11 vs. American (12/21/23)

### BLOCKS

Season -  
Career -

### STEALS

Season 1 (4x), last at Florida State (1/6/24)  
Career 1 (4x), last at Florida State (1/6/24)

### MINUTES

Season 30 vs. American (12/21/23)  
Career 30 vs. American (12/21/23)

### FIELD GOALS MADE

Season 3 vs. Coppin State (11/6/23)  
Career 3 vs. Coppin State (11/6/23)

### FIELD GOALS ATTEMPTED

Season 6 vs. Valparaiso (12/9/23)  
Career 6 vs. Valparaiso (12/9/23)

### 3-PT. FIELD GOALS MADE

Season 2 (2x), last vs. Wofford (11/19/23)  
Career 2 (2x), last vs. Wofford (11/19/23)

### 3-PT. FIELD GOALS ATTEMPTED

Season 6 vs. Valparaiso (12/9/23)  
Career 6 vs. Valparaiso (12/9/23)

### FREE THROWS MADE

Season 4 vs. Coppin State (11/6/23)  
Career 4 vs. Coppin State (11/6/23)

### FREE THROWS ATTEMPTED

Season 4 vs. Coppin State (11/6/23)  
Career 4 vs. Coppin State (11/6/23)

## CAREER STATS

SEASON/TEAM	GP-GS	MIN/AVG	FG-FGA	FG%	3FG-3FGA	3FG%	FT-FTA	FT%	OFF	DEF	TOT	AVG	PF-FO	A	TO	BLK	STL	PTS	AVG
2023-24 VT	23-2	229/9.9	15-41	.366	8-31	.258	6-8	.750	2	15	17	0.7	16-0	33	18	0	4	44	1.9
<b>TOTAL</b>	<b>23-2</b>	<b>229/9.9</b>	<b>15-41</b>	<b>.366</b>	<b>8-31</b>	<b>.258</b>	<b>6-8</b>	<b>.750</b>	<b>2</b>	<b>15</b>	<b>17</b>	<b>0.7</b>	<b>16-0</b>	<b>33</b>	<b>18</b>	<b>0</b>	<b>4</b>	<b>44</b>	<b>1.9</b>

- Wakes up at 4:50 a.m. almost every day *Last name pronounced: WRECK-stine-er*
- Sharpshooter who should flourish on the offensive side in Coach Young's system.
- A four-year letterwinner at Etowah where he was coached by Jason Dasinger
- All-state and team captain as a junior and senior.
- Averaged 18 points, 5.3 rebounds, 5.1 assists and 2.8 steals per game as a senior, guiding Etowah to the GHSA Class 6A Final Four.
- GACA/GBCA 6A North Player of the Year.
- Reached 1,000 career points on Jan. 14, 2023.
- Consensus four-star recruit.
- Rated the 87th-best prospect in the 2023 class on 247Sports.
- Tabbed the second-best point guard in the state of Georgia and the 15th-best point guard nationally, according to 247Sports.
- Chose the Hokies over Gonzaga, Tennessee, Miami (Fla.), LSU, Xavier, Clemson and Notre Dame.
- Father, Scott, is a professional wrestler; goes by Scott Steiner and Big Poppa Pump.
- Brother, Brock, is a wide receiver for Jacksonville State.

## 2023-24 GAME-BY-GAME STATS


Opponent	Date	GS	MIN	Total		3-Pointers		Free throws		Rebounds				PF	A	TO	BLK	STL	PTS	AVG
				FG-FGA	PCT	3FG-3FGA	PCT	FT-FTA	PCT	OFF	DEF	TOT	AVG							
Coppin St.	11/06/2023		11:24	3-4	.750	2-3	.667	4-4	1.000	1	1	2	2.0	0	3	0	0	1	12	12.0
vs South Carolina	11/10/2023		01:31	0-1	.000	0-1	.000	0-0	.000	0	0	0	1.0	0	0	0	0	0	6.0	
Campbell	11/15/2023		14:10	0-1	.000	0-0	.000	0-0	.000	0	0	0	0.7	1	2	0	0	0	4.0	
Wofford	11/19/2023		15:32	2-4	.500	2-4	.500	0-0	.000	0	1	1	0.8	0	2	0	0	0	6.45	
vs Boise St.	11/23/2023		03:52	0-0	.000	0-0	.000	0-0	.000	0	1	1	0.8	0	0	0	0	0	3.6	
vs Iowa St.	11/24/2023		07:04	0-1	.000	0-1	.000	0-0	.000	0	0	0	0.7	1	1	0	0	0	3.0	
vs Fla. Atlantic	11/26/2023		09:14	1-2	.500	1-1	1.000	0-1	.000	0	0	0	0.6	1	1	1	0	0	3.0	
at Auburn	11/29/2023		12:18	1-2	.500	0-1	.000	0-0	.000	1	0	1	0.6	2	2	1	0	0	2.9	
Louisville	12/03/2023		03:31	0-0	.000	0-0	.000	0-0	.000	0	0	0	0.6	0	1	0	0	0	2.6	
Valparaiso	12/09/2023	*	27:57	1-6	.167	1-6	.167	2-2	1.000	0	1	1	0.6	1	3	3	0	1	5.28	
Vermont	12/16/2023		23:39	2-4	.500	1-3	.333	0-0	.000	0	2	2	0.7	2	3	0	0	1	5.30	
American	12/21/2023	*	30:22	1-4	.250	0-2	.000	0-1	.000	0	0	0	0.7	2	11	2	0	0	2.9	
at Wake Forest	12/30/2023		20:34	2-3	.667	0-1	.000	0-0	.000	0	4	4	0.9	1	1	3	0	0	4.30	
at Florida St.	01/06/2024		06:18	0-1	.000	0-1	.000	0-0	.000	0	0	0	0.9	1	0	1	0	1	2.8	
Clemson	01/10/2024		05:27	1-2	.500	0-1	.000	0-0	.000	0	1	1	0.9	0	0	0	0	0	2.7	
Miami (FL)	01/13/2024		03:56	0-0	.000	0-0	.000	0-0	.000	0	0	0	0.8	1	0	2	0	0	2.6	
at Virginia	01/17/2024		07:13	0-1	.000	0-1	.000	0-0	.000	0	2	2	0.9	0	0	0	0	0	2.4	
at NC State	01/20/2024		02:24	0-0	.000	0-0	.000	0-0	.000	0	1	1	0.9	0	0	4	0	0	2.3	
Georgia Tech	01/27/2024		01:32	0-1	.000	0-1	.000	0-0	.000	0	0	0	0.8	0	0	0	0	0	2.2	
at Notre Dame	02/10/2024		06:13	0-1	.000	0-1	.000	0-0	.000	0	0	0	0.8	0	0	0	0	0	2.1	
Florida St.	02/13/2024		08:47	1-2	.500	1-2	.500	0-0	.000	0	0	0	0.8	3	2	1	0	0	3.21	
at North Carolina	02/17/2024		02:00	0-1	.000	0-1	.000	0-0	.000	0	0	0	0.7	0	0	0	0	0	2.0	
Virginia	02/19/2024		03:47	0-0	.000	0-0	.000	0-0	.000	0	1	1	0.7	0	1	0	0	0	1.9	
<b>Totals</b>			<b>2 228:46</b>	<b>15-41</b>	<b>.366</b>	<b>8-31</b>	<b>.258</b>	<b>6-8</b>	<b>.750</b>	<b>2</b>	<b>15</b>	<b>17</b>	<b>0.7</b>	<b>16</b>	<b>33</b>	<b>18</b>	<b>0</b>	<b>4</b>	<b>44</b>	<b>1.9</b>

## Player Averages

Games Played	Minutes/game	Points/game	FG Pct	3FG Pct	FT Pct	Rebounds/game	Assists/game	Turnovers/game	Assist/Turnover ratio	Steals/game	Blocks/game
23	9.9	1.9	36.6	25.8	75.0	0.7	1.4	0.8	1.8	0.2	0.0

## PRODUCTION TRACKER

	This Season
Scored 10+ Points	1
Made Multiple 3FGs	2
Made 3+ 3FGs	-
Led Tech in 3FGM	1
Shot over 40% from 3	4
Played 10+ Minutes	8
Had Multiple Assists	8
Led Tech in Assists	5
Had Multiple Steals	-



# 11 JOHN CAMDEN

**R-SOPHOMORE** Forward | 6-8 | 220 | Business Management  
 Downingtown, Pennsylvania | Memphis



## SEASON/CAREER BESTS

### POINTS

Season 9 at Auburn (11/29/23)  
 Career 9 at Auburn (11/29/23)

### REBOUNDS

Season 6 at Auburn (11/29/23)  
 Career 6 (2x), last at Auburn (11/29/23)

### ASSISTS

Season 1 (2x), last vs. Georgia Tech (1/27/24)  
 Career 3 vs. Syracuse (1/28/23)

### BLOCKS

Season -  
 Career 1 (2x), last at Virginia (1/18/23)

### STEALS

Season 1 at Auburn (11/29/23)  
 Career 1 at Auburn (11/29/23)

### MINUTES

Season 15 at Auburn (11/29/23)  
 Career 27 vs. Syracuse (1/28/23)

### FIELD GOALS MADE

Season 2 at Auburn (11/29/23)  
 Career 3 vs. Syracuse (1/28/23)

### FIELD GOALS ATTEMPTED

Season 4 at Auburn (11/29/23)  
 Career 8 vs. Syracuse (1/28/23)

### 3-PT. FIELD GOALS MADE

Season 2 at Auburn (11/29/23)  
 Career 2 (2x), last at Auburn (11/29/23)

### 3-PT. FIELD GOALS ATTEMPTED

Season 3 (2x), last vs. Vermont (12/16/23)  
 Career 5 vs. Syracuse (1/28/23)

### FREE THROWS MADE

Season 3 at Auburn (11/29/23)  
 Career 3 (2x), last at Auburn (11/29/23)

### FREE THROWS ATTEMPTED

Season 5 at Auburn (11/29/23)  
 Career 5 (2x), last at Auburn (11/29/23)

## CAREER STATS

SEASON	TEAM	GP-GS	MIN/AVG	FG-FGA	FG%	3FG-3FGA	3FG%	FT-FTA	FT%	OFF	DEF	TOT	AVG	PF	FO	A	TO	BLK	STL	PTS	AVG
2021-22	Mem	1-0	2/1.7	0-0	.000	0-0	.000	0-0	.000	0	1	1	1.0	0-0	0	0	0	0	0	0	0
2022-23	VT	23-0	183/8.0	9-36	.250	6-26	.231	5-9	.556	6	16	22	1.0	17-0	4	2	2	0	29	1.3	
2023-24	VT	11-0	59/5.4	7-19	.368	7-15	.467	5-7	.714	4	10	14	1.3	5-0	2	6	0	1	26	2.4	
<b>TOTAL FOR VT</b>		<b>34-0</b>	<b>243/7.1</b>	<b>16-55</b>	<b>.291</b>	<b>13-41</b>	<b>.317</b>	<b>10-16</b>	<b>.625</b>	<b>10</b>	<b>26</b>	<b>36</b>	<b>1.1</b>	<b>22-0</b>	<b>6</b>	<b>8</b>	<b>2</b>	<b>1</b>	<b>55</b>	<b>1.6</b>	
<b>TOTAL</b>		<b>35-0</b>	<b>244/7.0</b>	<b>16-55</b>	<b>.291</b>	<b>13-41</b>	<b>.317</b>	<b>10-16</b>	<b>.625</b>	<b>10</b>	<b>27</b>	<b>37</b>	<b>1.1</b>	<b>22-0</b>	<b>6</b>	<b>8</b>	<b>2</b>	<b>1</b>	<b>55</b>	<b>1.6</b>	

- Will be a versatile wing for Coach Young, who can play the 3 and the 4.
- Transferred from Memphis; battled a right foot injury most of freshman season.
- Chose the Hokies over LSU during the transfer process.
- Played senior season at Brewster Academy in Wolfeboro, N.H.
- Was rated a four-star recruit and the 90th-ranked player in the nation by Rivals.
- Averaged 15.8 points per game as a junior at Archbishop Carroll (Pa.) in 2019-20.
- Father, Tex, graduated from Virginia Tech in 1993.
- Sisters, Meg and Heather, played lacrosse at Ohio State and Drexel, respectively.
- Other older sister, Anna, plays basketball at Richmond.

## 2023-24 GAME-BY-GAME STATS

Opponent	Date	GS	MIN	Total		3-Pointers		Free throws		Rebounds			PF	A	TO	BLK	STL	PTS	AVG	
				FG-FGA	PCT	3FG-3FGA	PCT	FT-FTA	PCT	OFF	DEF	TOT								AVG
Coppin St.	11/06/2023		05:36	1-2	.500	1-1	1.000	0-0	.000	0	2	2	2.0	0	0	1	0	0	3	3.0
Wofford	11/19/2023		03:13	1-2	.500	1-2	.500	0-0	.000	0	1	1	1.5	0	0	0	0	0	3	3.0
vs Fla. Atlantic	11/26/2023		04:29	1-2	.500	1-1	1.000	0-0	.000	0	0	0	1.0	0	0	1	0	0	3	3.0
at Auburn	11/29/2023		15:01	2-4	.500	2-3	.667	3-5	.600	2	4	6	2.3	2	1	1	0	1	9	4.5
Valparaiso	12/09/2023		02:32	0-2	.000	0-1	.000	0-0	.000	2	0	2	2.2	1	0	0	0	0	0	3.6
Vermont	12/16/2023		13:51	1-3	.333	1-3	.333	0-0	.000	0	2	2	2.2	0	0	1	0	0	3	3.5
American	12/21/2023		05:34	0-1	.000	0-1	.000	0-0	.000	0	0	0	1.9	0	0	1	0	0	0	3.0
Georgia Tech	01/27/2024		01:11	1-1	1.000	1-1	1.000	0-0	.000	0	1	1	1.8	0	1	0	0	0	3	3.0
Florida St.	02/13/2024		03:56	0-1	.000	0-1	.000	2-2	1.000	0	0	0	1.6	2	0	1	0	0	2	2.9
Virginia	02/19/2024		03:47	0-1	.000	0-1	.000	0-0	.000	0	0	0	1.4	0	0	0	0	0	0	2.6
at Pittsburgh	02/24/2024		00:15	0-0	.000	0-0	.000	0-0	.000	0	0	0	1.3	0	0	0	0	0	0	2.4
<b>Totals</b>			<b>0 59:24</b>	<b>7-19</b>	<b>.368</b>	<b>7-15</b>	<b>.467</b>	<b>5-7</b>	<b>.714</b>	<b>4</b>	<b>10</b>	<b>14</b>	<b>1.3</b>	<b>5</b>	<b>2</b>	<b>6</b>	<b>0</b>	<b>1</b>	<b>26</b>	<b>2.4</b>

## Player Averages

Games Played	Minutes/game	Points/game	FG Pct	3FG Pct	FT Pct	Rebounds/game	Assists/game	Turnovers/game	Assist/Turnover ratio	Steals/game	Blocks/game
11	5.4	2.4	36.8	46.7	71.4	1.3	0.2	0.5	0.3	0.1	0.0

## PRODUCTION TRACKER

	This Season	Career
Scored 5+ Points	1	4
Scored 10+ Points	-	-
Made Multiple 3FGs	1	2
Made 3+ 3FGs	-	-
Led Tech in 3FGM	1	1
Shot over 40% from 3	5	8
Played 5+ Minutes	4	16
Had Multiple Assists	-	1
Had Multiple Steals	-	-



# 13 JAYDON YOUNG

**FRESHMAN** Guard | 6-4 | 205 | Sports Media and Analytics  
 Goldsboro, North Carolina | Greensboro Day



## SEASON/CAREER BESTS

### POINTS

Season 9 at Auburn (11/29/23)  
 Career 9 at Auburn (11/29/23)

### REBOUNDS

Season 3 vs. Valparaiso (12/9/23)  
 Career 3 vs. Valparaiso (12/9/23)

### ASSISTS

Season 5 vs. Coppin State (11/6/23)  
 Career 5 vs. Coppin State (11/6/23)

### BLOCKS

Season -  
 Career -

### STEALS

Season 2 vs. Coppin State (11/6/23)  
 Career 2 vs. Coppin State (11/6/23)

### MINUTES

Season 24 at Auburn (11/29/23)  
 Career 24 at Auburn (11/29/23)

### FIELD GOALS MADE

Season 3 at Auburn (11/29/23)  
 Career 3 at Auburn (11/29/23)

### FIELD GOALS ATTEMPTED

Season 6 at Auburn (11/29/23)  
 Career 6 at Auburn (11/29/23)

### 3-PT. FIELD GOALS MADE

Season 3 at Auburn (11/29/23)  
 Career 3 at Auburn (11/29/23)

### 3-PT. FIELD GOALS ATTEMPTED

Season 4 at Auburn (11/29/23)  
 Career 4 at Auburn (11/29/23)

### FREE THROWS MADE

Season 2 (2x), last at UNC (2/17/24)  
 Career 2 (2x), last at UNC (2/17/24)

### FREE THROWS ATTEMPTED

Season 2 (2x), last at UNC (2/17/24)  
 Career 2 (2x), last at UNC (2/17/24)

## CAREER STATS

SEASON	TEAM	GP-GS	MIN/AVG	FG-FGA	FG%	3FG-3FGA	3FG%	FT-FTA	FT%	OFF	DEF	TOT	AVG	PF-FO	A	TO	BLK	STL	PTS	AVG
2023-24	VT	20-0	160/8.0	10-32	.313	10-25	.400	4-4	1.000	1	13	14	0.7	9-0	14	5	0	4	34	1.7
<b>TOTAL</b>		<b>20-0</b>	<b>160/8.0</b>	<b>10-32</b>	<b>.313</b>	<b>10-25</b>	<b>.400</b>	<b>4-4</b>	<b>1.000</b>	<b>1</b>	<b>13</b>	<b>14</b>	<b>0.7</b>	<b>9-0</b>	<b>14</b>	<b>5</b>	<b>0</b>	<b>4</b>	<b>34</b>	<b>1.7</b>

- A four-year letterwinner at Greensboro Day under the winningest coach in North Carolina basketball history, Freddy Johnson.
- Three-time all-state, four-time all-conference and three-time conference player of the year.
- Eclipsed 2,000 career points in November 2022.
- Guided Greensboro Day to its 12th NCISAA state title as a senior.
- Four-star recruit according to ESPN.
- Rated the eighth-best player in the state of North Carolina, according to 247Sports.
- Chose the Hokies over Clemson, Virginia, Pitt, NC State and North Carolina A&T.
- Father, Victor, played college basketball at Mount Olive, advancing to the Elite 8 in 2005; played professionally overseas as well.

## 2023-24 GAME-BY-GAME STATS

Opponent	Date	GS	MIN	Total		3-Pointers		Free throws		Rebounds			PF	A	TO	BLK	STL	PTS	AVG	
				FG-FGA	PCT	3FG-3FGA	PCT	FT-FTA	PCT	OFF	DEF	TOT								AVG
Coppin St.	11/06/2023		13:39	2-4	.500	2-3	.667	2-2	1.000	0	2	2	2.0	0	5	1	0	2	8	8.0
Campbell	11/15/2023		12:15	0-4	.000	0-2	.000	0-0	.000	0	0	0	1.0	0	1	0	0	0	0	4.0
Wofford	11/19/2023		03:57	0-1	.000	0-1	.000	0-0	.000	0	1	1	1.0	1	1	0	0	0	0	2.7
vs Boise St.	11/23/2023		03:09	0-0	.000	0-0	.000	0-0	.000	0	0	0	0.8	0	0	0	0	0	0	2.0
vs Fla. Atlantic	11/26/2023		05:32	0-1	.000	0-1	.000	0-0	.000	0	0	0	0.6	1	1	1	0	0	0	1.6
at Auburn	11/29/2023		24:22	3-6	.500	3-4	.750	0-0	.000	0	1	1	0.7	1	1	1	0	1	9	2.8
Louisville	12/03/2023		03:06	0-0	.000	0-0	.000	0-0	.000	0	0	0	0.6	0	0	0	0	0	0	2.4
Valparaiso	12/09/2023		11:17	0-2	.000	0-1	.000	0-0	.000	0	3	3	0.9	1	0	1	0	1	0	2.1
Vermont	12/16/2023		18:44	2-4	.500	2-3	.667	0-0	.000	0	1	1	0.9	0	1	0	0	0	6	2.6
American	12/21/2023		05:08	0-1	.000	0-1	.000	0-0	.000	0	0	0	0.8	0	1	0	0	0	0	2.3
at Wake Forest	12/30/2023		03:40	0-0	.000	0-0	.000	0-0	.000	0	1	1	0.8	0	1	0	0	0	0	2.1
Clemson	01/10/2024		05:30	0-0	.000	0-0	.000	0-0	.000	0	1	1	0.8	0	0	0	0	0	0	1.9
Miami (FL)	01/13/2024		06:27	0-2	.000	0-2	.000	0-0	.000	0	0	0	0.8	0	0	1	0	0	0	1.8
Georgia Tech	01/27/2024		01:32	0-0	.000	0-0	.000	0-0	.000	0	1	1	0.8	1	1	0	0	0	0	1.6
at Miami (FL)	02/03/2024		01:58	0-0	.000	0-0	.000	0-0	.000	0	0	0	0.7	0	0	0	0	0	0	1.5
at Notre Dame	02/10/2024		02:08	0-0	.000	0-0	.000	0-0	.000	0	0	0	0.7	0	0	0	0	0	0	1.4
Florida St.	02/13/2024		11:43	1-2	.500	1-2	.500	0-0	.000	0	1	1	0.7	1	0	0	0	0	3	1.5
at North Carolina	02/17/2024		11:21	0-2	.000	0-2	.000	2-2	1.000	1	1	2	0.8	1	0	0	0	0	2	1.6
Virginia	02/19/2024		05:25	2-2	1.000	2-2	1.000	0-0	.000	0	0	0	0.7	0	1	0	0	0	6	1.8
at Pittsburgh	02/24/2024		08:55	0-1	.000	0-1	.000	0-0	.000	0	0	0	0.7	2	0	0	0	0	0	1.7
<b>Totals</b>			<b>0 159:47</b>	<b>10-32</b>	<b>.313</b>	<b>10-25</b>	<b>.400</b>	<b>4-4</b>	<b>1.000</b>	<b>1</b>	<b>13</b>	<b>14</b>	<b>0.7</b>	<b>9</b>	<b>14</b>	<b>5</b>	<b>0</b>	<b>4</b>	<b>34</b>	<b>1.7</b>

## Player Averages

Games Played	Minutes/game	Points/game	FG Pct	3FG Pct	FT Pct	Rebounds/game	Assists/game	Turnovers/game	Assist/Turnover ratio	Steals/game	Blocks/game
20	8.0	1.7	31.3	40.0	100.0	0.7	0.7	0.3	2.8	0.2	0.0

## PRODUCTION TRACKER

	This Season
Scored 10+ Points	-
Made Multiple 3FGs	4
Made 3+ 3FGs	1
Led Tech in 3FGM	3
Shot over 40% from 3	5
Played 10+ Minutes	7
Had Multiple Assists	1
Led Tech in Assists	1
Had Multiple Steals	1



# 15 LYNN KIDD

SENIOR Center | 6-10 | 235 | Sociology  
Gainesville, Florida | Clemson



## SEASON/CAREER BESTS

### POINTS

Season 31 vs. American (12/21/23)  
Career 31 vs. American (12/21/23)

### REBOUNDS

Season 15 (2x), last vs. Florida St. (2/13/24)  
Career 15 (2x), last vs. Florida St. (2/13/24)

### ASSISTS

Season 3 (4x), last at NC State (1/20/24)  
Career 3 (5x), last at NC State (1/20/24)

### BLOCKS

Season 2 (2x), last vs. Clemson (1/10/24)  
Career 2 (6x), last vs. Clemson (1/10/24)

### STEALS

Season 2 (4x), last vs. Boston College (1/23/24)  
Career 2 (5x), last vs. Boston College (1/23/24)

### MINUTES

Season 29 (2x), last at Wake Forest (12/30/23)  
Career 29 (2x), last at Wake Forest (12/30/23)

### FIELD GOALS MADE

Season 14 vs. American (12/21/23)  
Career 14 vs. American (12/21/23)

### FIELD GOALS ATTEMPTED

Season 15 (2x), last at Wake Forest (12/30/23)  
Career 15 (2x), last at Wake Forest (12/30/23)

### 3-PT. FIELD GOALS MADE

Season -  
Career -

### 3-PT. FIELD GOALS ATTEMPTED

Season -  
Career -

### FREE THROWS MADE

Season 9 vs. Vermont (12/16/23)  
Career 9 vs. Vermont (12/16/23)

### FREE THROWS ATTEMPTED

Season 11 vs. Vermont (12/16/23)  
Career 11 vs. Vermont (12/16/23)

- Has had two terrific summers of offseason development.
- Rebounding continues to be a point of emphasis for him.
- Played in seven games, totaling eight points in 33 minutes of action as a freshman at Clemson.
- Reclassified from the 2021 recruiting class to 2020.
- No. 77 overall prospect on ESPN's Top-100 list of high school juniors; four-star recruit.
- Chose Clemson over Virginia Tech, Miami, Wake Forest, Auburn and Florida during his initial recruitment.

## 2023-24 GAME-BY-GAME STATS

Opponent	Date	GS	MIN	Total		3-Pointers		Free throws		Rebounds				PF	A	TO	BLK	STL	PTS	AVG	
				FG-FGA	PCT	3FG-3FGA	PCT	FT-FTA	PCT	OFF	DEF	TOT	AVG								
Coppin St.	11/06/2023	*	22:53	6-6	1.000	0-0	.000	2-5	.400	3	8	11	11.0	1	0	3	1	0	14	14.0	
vs South Carolina	11/10/2023	*	26:28	5-7	.714	0-0	.000	2-2	1.000	1	5	6	8.5	2	2	2	0	2	12	13.0	
Campbell	11/15/2023	*	24:48	9-12	.750	0-0	.000	6-7	.857	5	10	15	10.7	2	1	2	0	0	24	16.7	
Wofford	11/19/2023	*	20:55	6-8	.750	0-0	.000	8-8	1.000	2	5	7	9.8	1	3	0	1	0	20	17.5	
vs Boise St.	11/23/2023	*	28:52	6-8	.750	0-0	.000	7-7	1.000	1	5	6	9.0	2	1	1	0	1	19	17.8	
vs Iowa St.	11/24/2023	*	28:32	5-6	.833	0-0	.000	3-3	1.000	1	3	4	8.2	2	2	3	0	1	13	17.0	
vs Fla. Atlantic	11/26/2023	*	23:02	4-8	.500	0-0	.000	1-2	.500	1	6	7	8.0	1	0	2	0	0	9	15.9	
at Auburn	11/29/2023	*	29:17	2-6	.333	0-0	.000	2-2	1.000	2	5	7	7.9	1	1	2	1	2	6	14.6	
Louisville	12/03/2023	*	24:39	8-13	.615	0-0	.000	3-4	.750	0	4	4	7.4	4	1	1	0	0	19	15.1	
Valparaiso	12/09/2023	*	22:05	4-7	.571	0-0	.000	6-6	1.000	1	5	6	7.3	0	1	1	0	0	14	15.0	
Vermont	12/16/2023	*	23:35	4-7	.571	0-0	.000	9-11	.818	4	7	11	7.6	1	1	3	0	1	17	15.2	
American	12/21/2023	*	23:58	14-15	.933	0-0	.000	3-3	1.000	2	9	11	7.9	1	1	0	2	0	31	16.5	
at Wake Forest	12/30/2023	*	29:20	7-15	.467	0-0	.000	0-0	.000	1	4	5	7.7	3	3	3	0	0	14	16.3	
at Florida St.	01/06/2024	*	25:17	1-5	.200	0-0	.000	0-0	.000	3	5	8	7.7	4	3	3	1	0	2	15.3	
Clemson	01/10/2024	*	23:23	3-6	.500	0-0	.000	0-0	.000	0	2	2	7.3	2	1	0	2	1	6	14.7	
Miami (FL)	01/13/2024	*	24:30	8-8	1.000	0-0	.000	0-0	.000	1	3	4	7.1	4	2	0	0	1	16	14.8	
at Virginia	01/17/2024	*	16:13	1-3	.333	0-0	.000	0-0	.000	0	2	2	6.8	0	2	1	0	0	2	14.0	
at NC State	01/20/2024	*	23:57	6-8	.750	0-0	.000	2-2	1.000	0	6	6	6.8	1	3	1	0	2	14	14.0	
Boston College	01/23/2024	*	24:59	4-9	.444	0-0	.000	2-2	1.000	0	5	5	6.7	2	0	1	1	2	10	13.8	
Georgia Tech	01/27/2024	*	15:32	7-9	.778	0-0	.000	4-4	1.000	3	1	4	6.6	4	1	1	0	0	18	14.0	
Duke	01/29/2024	*	22:50	5-9	.556	0-0	.000	2-2	1.000	0	4	4	6.4	2	1	0	1	0	12	13.9	
at Miami (FL)	02/03/2024	*	23:36	3-5	.600	0-0	.000	0-0	.000	1	10	11	6.6	3	1	2	1	1	6	13.5	
at Notre Dame	02/10/2024	*	15:32	1-3	.333	0-0	.000	0-0	.000	1	0	1	6.4	3	0	0	0	0	2	13.0	
Florida St.	02/13/2024	*	28:40	4-9	.444	0-0	.000	4-6	.667	6	9	15	6.8	0	1	1	0	0	12	13.0	
at North Carolina	02/17/2024	*	15:21	5-7	.714	0-0	.000	1-1	1.000	1	1	2	6.6	4	0	0	0	0	11	12.9	
Virginia	02/19/2024	*	18:25	5-5	1.000	0-0	.000	4-4	1.000	1	6	7	6.6	1	0	0	1	1	14	13.0	
at Pittsburgh	02/24/2024	*	15:35	4-8	.500	0-0	.000	0-0	.000	0	2	2	6.4	1	0	1	0	0	8	12.8	
<b>Totals</b>			<b>27</b>	<b>622:13</b>	<b>137-212</b>	<b>.646</b>	<b>0-0</b>	<b>.000</b>	<b>71-81</b>	<b>.877</b>	<b>41</b>	<b>132</b>	<b>173</b>	<b>6.4</b>	<b>52</b>	<b>32</b>	<b>34</b>	<b>12</b>	<b>15</b>	<b>345</b>	<b>12.8</b>

## Player Averages

Games Played	Minutes/game	Points/game	FG Pct	3FG Pct	FT Pct	Rebounds/game	Assists/game	Turnovers/game	Assist/Turnover ratio	Steals/game	Blocks/game
27	23.0	12.8	64.6	0.0	87.7	6.4	1.2	1.3	0.9	0.6	0.4

## PRODUCTION TRACKER

	This Season	Career
Scored 10+ Points	19	23
Scored 20+ Points	3	3
Had 10+ Rebounds	6	7
Had Multiple Blocks	2	6
Led Tech in Blocks	7	13
Had Multiple Steals	4	5
Shot over 50% from the floor	20	49
Shot 5+ Free Throws	7	9
Had Multiple Dunks	13	17



## CAREER STATS

SEASON	TEAM	GP-GS	MIN/AVG	FG-FGA	FG%	3FG-3FGA	3FG%	FT-FTA	FT%	OFF	DEF	TOT	AVG	PF-FO	A	TO	BLK	STL	PTS	AVG
2020-21	CU	7-0	32/4.6	2-6	.333	0-0	.000	4-4	1.000	4	3	7	1.0	6-0	1	2	2	0	8	1.1
2021-22	VT	10-0	25/2.5	3-8	.375	0-0	.000	1-1	1.000	6	5	11	1.1	0-0	0	3	2	0	7	0.7
2022-23	VT	34-5	429/12.6	77-116	.664	0-0	.000	17-29	.586	34	82	116	3.4	53-0	21	21	15	9	171	5.0
2023-24	VT	27-27	622/23.0	137-212	.646	0-0	.000	71-81	.877	41	132	173	6.4	52-0	32	34	12	15	345	12.8
<b>TOTAL FOR VT</b>		<b>71-32</b>	<b>1076/15.2</b>	<b>217-336</b>	<b>.646</b>	<b>0-0</b>	<b>.000</b>	<b>89-111</b>	<b>.802</b>	<b>81</b>	<b>219</b>	<b>300</b>	<b>4.2</b>	<b>105-0</b>	<b>53</b>	<b>58</b>	<b>29</b>	<b>24</b>	<b>523</b>	<b>7.4</b>
<b>TOTAL</b>		<b>78-32</b>	<b>1108/14.2</b>	<b>219-342</b>	<b>.640</b>	<b>0-0</b>	<b>.000</b>	<b>93-115</b>	<b>.809</b>	<b>85</b>	<b>222</b>	<b>307</b>	<b>3.9</b>	<b>111-0</b>	<b>54</b>	<b>60</b>	<b>31</b>	<b>24</b>	<b>531</b>	<b>6.8</b>

# 23 TYLER NICKEL

**SOPHOMORE** Guard | 6-7 | 220 | Sociology  
Harrisonburg, Virginia | North Carolina



## SEASON/CAREER BESTS

### POINTS

Season 24 vs. Clemson (1/10/24)  
Career 24 vs. Clemson (1/10/24)

### REBOUNDS

Season 7 vs. Coppin State (11/6/23)  
Career 3 vs. The Citadel (12/13/22)

### ASSISTS

Season 6 vs. Virginia (2/19/24)  
Career 6 vs. Virginia (2/19/24)

### BLOCKS

Season 3 at UNC (2/17/24)  
Career 3 at UNC (2/17/24)

### STEALS

Season 2 (3x), last vs. Florida St. (2/13/24)  
Career 2 (4x), last vs. Florida St. (2/13/24)

### MINUTES

Season 37 vs. Miami (1/13/24)  
Career 37 vs. Miami (1/13/24)

### FIELD GOALS MADE

Season 8 vs. Clemson (1/10/24)  
Career 8 vs. Clemson (1/10/24)

### FIELD GOALS ATTEMPTED

Season 11 vs. Clemson (1/10/24)  
Career 11 vs. Clemson (1/10/24)

### 3-PT. FIELD GOALS MADE

Season 5 vs. Clemson (1/10/24)  
Career 5 vs. Clemson (1/10/24)

### 3-PT. FIELD GOALS ATTEMPTED

Season 8 vs. Miami (1/13/24)  
Career 8 (2x), last vs. Miami (1/13/24)

### FREE THROWS MADE

Season 6 at Wake Forest (12/30/23)  
Career 6 at Wake Forest (12/30/23)

### FREE THROWS ATTEMPTED

Season 7 (2x), last at Wake Forest (12/30/23)  
Career 7 (2x), last at Wake Forest (12/30/23)

## CAREER STATS

SEASON	TEAM	GP-GS	MIN/AVG	FG-FGA	FG%	3FG-3FGA	3FG%	FT-FTA	FT%	OFF	DEF	TOT	AVG	PF-FO	A	TO	BLK	STL	PTS	AVG
2022-23	UNC	25-0	150/6.0	15-40	.375	6-27	.222	16-19	.842	9	7	16	0.6	10-0	7	3	3	3	52	2.1
2023-24	VT	26-7	653/25.1	76-168	.452	48-116	.414	34-43	.791	12	40	52	2.0	36-0	39	20	8	15	234	9.0
<b>TOTAL FOR VT</b>		<b>26-7</b>	<b>653/25.1</b>	<b>76-168</b>	<b>.452</b>	<b>48-116</b>	<b>.414</b>	<b>34-43</b>	<b>.791</b>	<b>12</b>	<b>40</b>	<b>52</b>	<b>2.0</b>	<b>36-0</b>	<b>39</b>	<b>20</b>	<b>8</b>	<b>15</b>	<b>234</b>	<b>9.0</b>
<b>TOTAL</b>		<b>51-7</b>	<b>803/15.8</b>	<b>91-208</b>	<b>.438</b>	<b>54-143</b>	<b>.378</b>	<b>50-62</b>	<b>.806</b>	<b>21</b>	<b>47</b>	<b>68</b>	<b>1.3</b>	<b>46-0</b>	<b>46</b>	<b>23</b>	<b>11</b>	<b>18</b>	<b>286</b>	<b>5.6</b>

- Every time he shoots the ball, Coach Young believes it's going in.
- Has a sneaky good pull-up jumper.
- Averaged 2.1 points in 25 games for North Carolina in 2022-23.
- Scored a season-high 16 points (all in the second half), the most off the bench by a Tar Heel on the season, vs. The Citadel; was 5 for 10 from the floor, including 3 for 8 3FGs vs. the Bulldogs.
- Virginia High School League's all-time leading scorer with 2,909 points in 102 games.
- Virginia Player of the Year in 2022.
- Is the first player from East Rockingham High School to play at a Division I school.
- Four-star prospect in the class of 2022 and ranked third in Virginia; picked UNC over Tech in his initial recruitment.
- Son of Eric and Jacki Nickel; both played basketball in college.

## 2023-24 GAME-BY-GAME STATS

Opponent	Date	GS	MIN	Total		3-Pointers		Free throws		Rebounds				PF	A	TO	BLK	STL	PTS	AVG
				FG-FGA	PCT	3FG-3FGA	PCT	FT-FTA	PCT	OFF	DEF	TOT	AVG							
Coppin St.	11/06/2023		20:06	4-9	.444	2-6	.333	2-2	1.000	3	4	7	7.0	1	1	0	1	0	12	12.0
vs South Carolina	11/10/2023		22:09	0-3	.000	0-2	.000	2-2	1.000	0	0	0	3.5	0	1	0	0	0	2	7.0
Wofford	11/19/2023		22:19	3-3	1.000	3-3	1.000	5-7	.714	1	0	1	2.7	2	2	0	0	2	14	9.3
vs Boise St.	11/23/2023		31:41	5-10	.500	1-4	.250	3-5	.600	1	3	4	3.0	0	2	1	1	1	14	10.5
vs Iowa St.	11/24/2023		27:10	3-7	.429	3-6	.500	1-2	.500	2	1	3	3.0	1	1	2	0	0	10	10.4
vs Fla. Atlantic	11/26/2023		24:24	1-2	.500	0-1	.000	0-0	.000	0	1	1	2.7	1	1	0	0	0	2	9.0
at Auburn	11/29/2023	*	19:29	0-5	.000	0-3	.000	0-0	.000	1	0	1	2.4	3	0	3	0	0	0	7.7
Louisville	12/03/2023	*	24:48	1-6	.167	1-6	.167	0-0	.000	0	2	2	2.4	2	2	0	1	1	3	7.1
Valparaiso	12/09/2023	*	25:43	4-7	.571	4-7	.571	0-0	.000	0	2	2	2.3	1	3	0	0	1	12	7.7
Vermont	12/16/2023	*	29:41	4-9	.444	2-7	.286	3-3	1.000	0	2	2	2.3	2	2	1	0	0	13	8.2
American	12/21/2023	*	29:03	2-7	.286	1-4	.250	0-0	.000	0	0	0	2.1	2	0	1	0	0	5	7.9
at Wake Forest	12/30/2023		28:31	2-4	.500	1-2	.500	6-7	.857	0	2	2	2.1	1	1	0	0	1	11	8.2
at Florida St.	01/06/2024	*	20:14	2-4	.500	1-2	.500	4-5	.800	1	0	1	2.0	1	1	2	0	0	9	8.2
Clemson	01/10/2024		27:59	8-11	.727	5-7	.714	3-4	.750	0	4	4	2.1	1	1	1	1	1	24	9.4
Miami (FL)	01/13/2024	*	37:17	2-10	.200	2-8	.250	0-0	.000	0	1	1	2.1	2	4	2	0	1	6	9.1
at Virginia	01/17/2024		23:57	2-8	.250	2-7	.286	2-2	1.000	0	4	4	2.2	0	1	3	0	0	8	9.1
at NC State	01/20/2024		21:12	4-6	.667	3-5	.600	1-1	1.000	0	0	0	2.1	2	0	0	0	0	12	9.2
Boston College	01/23/2024		20:08	2-4	.500	1-2	.500	0-0	.000	0	0	0	1.9	1	3	0	0	0	5	9.0
Georgia Tech	01/27/2024		22:07	4-7	.571	3-6	.500	0-0	.000	1	2	3	2.0	2	3	0	1	0	11	9.1
Duke	01/29/2024		16:33	0-1	.000	0-1	.000	0-0	.000	0	2	2	2.0	0	1	0	0	1	0	8.7
at Miami (FL)	02/03/2024		23:16	4-8	.500	2-4	.500	0-0	.000	1	1	2	2.0	4	0	1	0	2	10	8.7
at Notre Dame	02/10/2024		20:46	3-5	.600	2-4	.500	1-1	1.000	0	1	1	2.0	2	1	0	0	0	9	8.7
Florida St.	02/13/2024		29:12	6-9	.667	3-4	.750	0-0	.000	1	2	3	2.0	2	0	1	0	2	15	9.0
at North Carolina	02/17/2024		27:40	5-8	.625	4-6	.667	0-0	.000	0	1	1	2.0	1	1	1	3	1	14	9.2
Virginia	02/19/2024		26:29	5-9	.556	2-5	.400	1-2	.500	0	4	4	2.0	1	6	1	0	0	13	9.4
at Pittsburgh	02/24/2024		31:14	0-6	.000	0-4	.000	0-0	.000	0	1	1	2.0	1	1	0	0	1	0	9.0
<b>Totals</b>		<b>7</b>	<b>653:07</b>	<b>76-168</b>	<b>.452</b>	<b>48-116</b>	<b>.414</b>	<b>34-43</b>	<b>.791</b>	<b>12</b>	<b>40</b>	<b>52</b>	<b>2.0</b>	<b>36</b>	<b>39</b>	<b>20</b>	<b>8</b>	<b>15</b>	<b>234</b>	<b>9.0</b>

## Player Averages

Games Played	Minutes/game	Points/game	FG Pct	3FG Pct	FT Pct	Rebounds/game	Assists/game	Turnovers/game	Assist/Turnover ratio	Steals/game	Blocks/game
26	25.1	9.0	45.2	41.4	79.1	2.0	1.5	0.8	2.0	0.6	0.3

## PRODUCTION TRACKER

	This Season	Career
Scored 10+ Points	13	14
Led Tech in Scoring	-	-
Made Multiple 3FGs	15	16
Made 3+ 3FGs	8	9
Led Tech in 3FGM	6	6
Shot over 40% from 3	14	17
Had Multiple Assists	9	10
Had Multiple Blocks	1	1
Had Multiple Steals	3	4



# 31 ROBBIE BERAN

**GRADUATE STUDENT** Forward | 6-9 | 215 | Agricultural and Life Sciences  
Richmond, Virginia | Northwestern



## SEASON/CAREER BESTS

### POINTS

Season 14 vs. Georgia Tech (1/27/24)  
Career 20 (2x), last vs. Prairie View (12/11/22)

### REBOUNDS

Season 13 at Notre Dame (2/10/24)  
Career 13 at Notre Dame (2/10/24)

### ASSISTS

Season 3 (3x), last at Miami (2/3/24)  
Career 4 (3x), last vs. Illinois (1/7/21)

### BLOCKS

Season 3 (2x), last vs. Virginia (2/19/24)  
Career 3 (5x), last vs. Virginia (2/19/24)

### STEALS

Season 2 (5x), last at NC State (1/20/24)  
Career 5 vs. Eastern Illinois (11/9/21)

### MINUTES

Season 34 vs. Boston College (1/23/24)  
Career 38 vs. Maryland (1/12/22)

### FIELD GOALS MADE

Season 4 (4x), last vs. Virginia (2/19/24)  
Career 6 (5x), last vs. Prairie View (12/11/22)

### FIELD GOALS ATTEMPTED

Season 7 (5x), last vs. Duke (1/29/24)  
Career 14 at Illinois (1/18/20)

### 3-PT. FIELD GOALS MADE

Season 2 (6x), last vs. Virginia (2/19/24)  
Career 4 vs. Prairie View (12/11/22)

### 3-PT. FIELD GOALS ATTEMPTED

Season 5 (2x), last vs. Duke (1/29/24)  
Career 11 vs. Indiana (2/15/23)

### FREE THROWS MADE

Season 5 vs. Georgia Tech (1/27/24)  
Career 10 vs. Chicago State (11/7/22)

### FREE THROWS ATTEMPTED

Season 6 vs. Georgia Tech (1/27/24)  
Career 11 vs. Chicago State (11/7/22)

## CAREER STATS

SEASON	TEAM	GP-GS	MIN/AVG	FG-FGA	FG%	3FG-3FGA	3FG%	FT-FTA	FT%	OFF	DEF	TOT	AVG	PF-FO	A	TO	BLK	STL	PTS	AVG
2019-20	NU	31-18	590/19.0	55-141	.390	20-50	.400	26-40	.650	26	78	104	3.4	73-3	19	26	17	5	156	5.0
2020-21	NU	24-18	485/20.2	48-108	.444	20-57	.351	20-30	.667	10	55	65	2.7	62-3	26	15	10	7	136	5.7
2021-22	NU	31-30	677/21.8	73-156	.468	30-82	.366	21-28	.750	29	103	132	4.3	75-5	20	21	23	21	197	6.4
2022-23	NU	34-34	875/25.7	80-217	.369	39-113	.345	56-66	.848	39	114	153	4.5	69-0	21	21	24	18	255	7.5
2023-24	VT	27-22	595/22.1	58-124	.468	21-63	.333	26-31	.839	19	85	104	3.9	76-2	26	27	25	16	163	6.0
<b>TOTAL FOR VT</b>		<b>27-22</b>	<b>595/22.1</b>	<b>58-124</b>	<b>.468</b>	<b>21-63</b>	<b>.333</b>	<b>26-31</b>	<b>.839</b>	<b>19</b>	<b>85</b>	<b>104</b>	<b>3.9</b>	<b>76-2</b>	<b>26</b>	<b>27</b>	<b>25</b>	<b>16</b>	<b>163</b>	<b>6.0</b>
<b>TOTAL</b>		<b>147-122</b>	<b>3223/21.9</b>	<b>314-746</b>	<b>.421</b>	<b>130-365</b>	<b>.356</b>	<b>149-195</b>	<b>.764</b>	<b>123</b>	<b>435</b>	<b>558</b>	<b>3.8</b>	<b>355-13</b>	<b>112</b>	<b>110</b>	<b>99</b>	<b>67</b>	<b>907</b>	<b>6.2</b>

- Stretch four that will greatly impact winning with the Hokies. *Last name pronounced: bear-IN*
- Strong defender and vocal leader.
- Has learned over the course of his career how to win and close out games.
- Veteran player who has competed in over 100 career games.
- Led Northwestern to its second-ever NCAA tournament appearance in 2023.
- Owner of two dogs: Smokey (chihuahua) and Stella (Labrador retriever/mutt mix); girlfriend owns Ivy (golden retriever), so three dogs total in their household.
- Sister, Annemarie, attends VCOM in Blacksburg.
- Earned undergraduate degree in learning and organization change in 2022 from Northwestern.
- Close to finishing first master's degree in sports administration from Northwestern.
- Pursuing a master's degree in applied animal behavior and welfare.

## 2023-24 GAME-BY-GAME STATS

Opponent	Date	GS	MIN	Total		3-Pointers		Free throws		Rebounds				PF	A	TO	BLK	STL	PTS	AVG	
				FG-FGA	PCT	3FG-3FGA	PCT	FT-FTA	PCT	OFF	DEF	TOT	AVG								
Coppin St.	11/06/2023	*	14:47	1-4	.250	0-2	.000	0-0	.000	1	1	2	2.0	4	0	3	1	0	2	2.0	
vs South Carolina	11/10/2023	*	17:11	3-5	.600	1-3	.333	0-0	.000	1	0	1	1.5	0	1	0	1	0	7	4.5	
Campbell	11/15/2023	*	27:49	2-5	.400	0-2	.000	2-2	1.000	0	3	3	2.0	1	1	0	2	2	6	5.0	
Wofford	11/19/2023	*	23:25	1-3	.333	0-1	.000	1-2	.500	0	4	4	2.5	4	1	3	3	1	3	4.5	
vs Boise St.	11/23/2023	*	28:22	1-3	.333	0-0	.000	2-2	1.000	0	3	3	2.6	4	1	1	2	1	4	4.4	
vs Iowa St.	11/24/2023	*	15:54	1-4	.250	0-2	.000	2-2	1.000	1	1	2	2.5	4	0	0	0	0	4	4.3	
vs Fla. Atlantic	11/26/2023	*	17:01	0-2	.000	0-0	.000	0-0	.000	1	1	2	2.4	0	1	0	0	2	0	3.7	
at Auburn	11/29/2023	*	10:48	0-1	.000	0-1	.000	2-2	1.000	0	2	2	2.4	5	0	1	1	0	2	3.5	
Louisville	12/03/2023	*	12:47	1-7	.143	0-4	.000	0-0	.000	0	1	1	2.2	0	0	0	0	1	0	2	3.3
Valparaiso	12/09/2023	*	21:13	3-6	.500	2-4	.500	1-2	.500	1	3	4	2.4	1	3	3	1	0	9	3.9	
Vermont	12/16/2023	*	18:43	1-4	.250	1-3	.333	0-0	.000	1	6	7	2.8	2	2	1	1	2	3	3.8	
American	12/21/2023	*	20:37	3-3	1.000	1-1	1.000	0-0	.000	1	3	4	2.9	2	2	0	1	2	7	4.1	
at Wake Forest	12/30/2023	*	16:42	3-6	.500	2-4	.500	0-0	.000	0	2	2	2.8	4	2	2	2	0	8	4.4	
at Florida St.	01/06/2024	*	25:14	1-3	.333	0-2	.000	0-0	.000	0	3	3	2.9	4	0	2	1	0	2	4.2	
Clemson	01/10/2024	*	18:06	3-4	.750	2-3	.667	0-0	.000	2	6	8	3.2	2	0	2	0	0	8	4.5	
Miami (FL)	01/13/2024	*	24:58	3-7	.429	2-5	.400	0-0	.000	2	3	5	3.3	5	0	1	0	1	8	4.7	
at Virginia	01/17/2024	*	18:39	4-7	.571	2-4	.500	0-0	.000	0	6	6	3.5	4	0	2	1	0	10	5.0	
at NC State	01/20/2024	*	24:44	3-4	.750	1-1	1.000	4-4	1.000	0	3	3	3.4	3	0	1	1	2	11	5.3	
Boston College	01/23/2024	*	34:28	3-5	.600	1-2	.500	2-2	1.000	1	1	2	3.4	3	2	1	0	1	9	5.5	
Georgia Tech	01/27/2024	*	26:27	4-7	.571	1-3	.333	5-6	.833	1	8	9	3.7	3	2	1	0	0	14	6.0	
Duke	01/29/2024	*	31:34	3-7	.429	1-5	.200	0-0	.000	0	2	2	3.6	3	3	0	1	1	7	6.0	
at Miami (FL)	02/03/2024	*	29:33	4-5	.800	1-2	.500	1-2	.500	2	1	3	3.5	2	3	0	1	0	10	6.2	
at Notre Dame	02/10/2024	*	32:21	3-6	.500	1-2	.500	1-2	.500	1	12	13	4.0	4	1	1	0	0	8	6.3	
Florida St.	02/13/2024	*	13:53	1-4	.250	0-2	.000	0-0	.000	1	3	4	4.0	4	0	0	1	0	2	6.1	
at North Carolina	02/17/2024	*	17:04	0-2	.000	0-1	.000	0-0	.000	0	1	1	3.8	4	1	0	0	1	0	5.8	
Virginia	02/19/2024	*	28:06	4-4	1.000	2-2	1.000	3-3	1.000	1	3	4	3.8	0	0	1	3	0	13	6.1	
at Pittsburgh	02/24/2024	*	25:03	2-6	.333	0-2	.000	0-0	.000	1	3	4	3.9	4	0	1	0	0	4	6.0	
<b>Totals</b>			<b>22</b>	<b>595:29</b>	<b>58-124</b>	<b>.468</b>	<b>21-63</b>	<b>.333</b>	<b>26-31</b>	<b>.839</b>	<b>19</b>	<b>85</b>	<b>104</b>	<b>3.9</b>	<b>76</b>	<b>26</b>	<b>27</b>	<b>25</b>	<b>16</b>	<b>163</b>	<b>6.0</b>

## Player Averages

Games Played	Minutes/game	Points/game	FG Pct	3FG Pct	FT Pct	Rebounds/game	Assists/game	Turnovers/game	Assist/Turnover ratio	Steals/game	Blocks/game
27	22.1	6.0	46.8	33.3	83.9	3.9	1.0	1.0	1.0	0.6	0.9

## PRODUCTION TRACKER

	This Season	Career
Scored 10+ Points	5	29
Scored 20+ Points	-	2
Led Tech in Scoring	-	-
Had 10+ Rebounds	1	4
Led Tech in Rebounding	4	4
Had a Double-Double	-	2
Shot over 50% from the floor	12	41
Made 3+ 3FGs	-	7
Shot 5+ Free Throws	1	3



# 33 MICHAEL WARD

**SOPHOMORE** Guard | 6-2 | 175 | Business  
Bethesda, Maryland | Walt Whitman



## SEASON/CAREER BESTS

### POINTS

Season -  
Career -

### REBOUNDS

Season -  
Career -

### ASSISTS

Season -  
Career -

### BLOCKS

Season -  
Career -

### STEALS

Season -  
Career -

### MINUTES

Season 1 (2x), last vs. Virginia (2/19/24)  
Career 2 vs. Dayton (12/7/22)

### FIELD GOALS MADE

Season -  
Career -

### FIELD GOALS ATTEMPTED

Season 1 vs. Virginia (2/19/24)  
Career 2 at Louisville (2/28/23)

### 3-PT. FIELD GOALS MADE

Season -  
Career -

### 3-PT. FIELD GOALS ATTEMPTED

Season 1 vs. Virginia (2/19/24)  
Career 1 (2x), last vs. Virginia (2/19/24)

### FREE THROWS MADE

Season -  
Career -

### FREE THROWS ATTEMPTED

Season -  
Career -

- Recruited as a preferred walk-on.
- Appeared in six games, logging a total of six minutes in 2022-23.
- Averaged 15.1 points, 5.7 rebounds, 1.9 assists, and 1.4 steals per game for Whitman in 2021-22.
- Shot 38% from 3-point range (57-149) and helped lead the Vikings to a 13-9 overall record and a berth in the 4A West Regional semifinals.
- Named First-Team 4A South Division and to the Montgomery County 4A South All-Division Team.

## 2023-24 GAME-BY-GAME STATS

Opponent	Date	GS	MIN	Total		3-Pointers		Free throws		Rebounds				PF	A	TO	BLK	STL	PTS	AVG
				FG-FGA	PCT	3FG-3FGA	PCT	FT-FTA	PCT	OFF	DEF	TOT	AVG							
Valparaiso	12/09/2023		00:52	0-0	.000	0-0	.000	0-0	.000	0	0	0	0.0	0	0	0	0	0	0	0.0
American	12/21/2023		00:13	0-0	.000	0-0	.000	0-0	.000	0	0	0	0.0	0	0	0	0	0	0.0	
Virginia	02/19/2024		01:19	0-1	.000	0-1	.000	0-0	.000	0	0	0	0.0	0	0	0	0	0	0.0	
<b>Totals</b>		<b>0</b>	<b>02:24</b>	<b>0-1</b>	<b>.000</b>	<b>0-1</b>	<b>.000</b>	<b>0-0</b>	<b>.000</b>	<b>0</b>	<b>0</b>	<b>0</b>	<b>0.0</b>	<b>0</b>	<b>0</b>	<b>0</b>	<b>0</b>	<b>0</b>	<b>0.0</b>	

## Player Averages

Games Played	Minutes/game	Points/game	FG Pct	3FG Pct	FT Pct	Rebounds/game	Assists/game	Turnovers/game	Assist/Turnover ratio	Steals/game	Blocks/game
3	0.8	0.0	0.0	0.0	0.0	0.0	0.0	0.0	0.0	0.0	0.0

## PRODUCTION TRACKER

	This Season
Scored 5+ Points	-
Scored 10+ Points	-
Made Multiple 3FGs	-
Made 3+ 3FGs	-
Led Tech in 3FGM	-
Shot over 40% from 3	-
Played 5+ Minutes	-
Had Multiple Assists	-
Had Multiple Steals	-



## CAREER STATS

SEASON	TEAM	GP-GS	MIN/AVG	FG-FGA	FG%	3FG-3FGA	3FG%	FT-FTA	FT%	OFF	DEF	TOT	AVG	PF-FO	A	TO	BLK	STL	PTS	AVG
2022-23	VT	6-0	6/1.0	0-2	.000	0-1	.000	0-0	.000	0	0	0	0.0	0-0	0	1	0	0	0	0.0
2023-24	VT	3-0	2/0.8	0-1	.000	0-1	.000	0-0	.000	0	0	0	0.0	0-0	0	0	0	0	0	0.0
<b>TOTAL</b>		<b>9-0</b>	<b>9/1.0</b>	<b>0-3</b>	<b>.000</b>	<b>0-2</b>	<b>.000</b>	<b>0-0</b>	<b>.000</b>	<b>0</b>	<b>0</b>	<b>0</b>	<b>0.0</b>	<b>0-0</b>	<b>0</b>	<b>1</b>	<b>0</b>	<b>0</b>	<b>0</b>	<b>0.0</b>



# 34 MYLYJAE POTEAAT

SENIOR Forward | 6-9 | 265 | Sociology  
Reidsville, North Carolina | Rice



## SEASON/CAREER BESTS

### POINTS

Season 18 vs. Georgia Tech (1/27/24)  
Career 18 (2x), last vs. Georgia Tech (1/27/24)

### REBOUNDS

Season 8 at UNC (2/17/24)  
Career 11 vs. Ohio (3/19/22)

### ASSISTS

Season 2 (4x), last vs. Virginia (2/19/24)  
Career 3 vs. Jarvis Christian (2/8/22)

### BLOCKS

Season 2 (2x), last vs. Georgia Tech (1/27/24)  
Career 2 (2x), last vs. Georgia Tech (1/27/24)

### STEALS

Season 2 at Miami (2/3/24)  
Career 2 (2x), last at Miami (2/3/24)

### MINUTES

Season 24 at Pitt (2/24/24)  
Career 25 vs. Clemson (1/4/23)

### FIELD GOALS MADE

Season 6 (2x), last at Notre Dame (2/10/24)  
Career 7 at Western Kentucky (1/13/22)

### FIELD GOALS ATTEMPTED

Season 9 vs. Georgia Tech (1/27/24)  
Career 10 at Western Kentucky (1/13/22)

### 3-PT. FIELD GOALS MADE

Season -  
Career -

### 3-PT. FIELD GOALS ATTEMPTED

Season -  
Career 1 at UAB (1/23/21)

### FREE THROWS MADE

Season 6 (2x), last vs. Georgia Tech (1/27/24)  
Career 9 at Louisiana Tech (1/27/22)

### FREE THROWS ATTEMPTED

Season 8 at NC State (1/20/24)  
Career 10 at Louisiana Tech (1/27/22)

- Has drawn high praise from Coach Young since arriving in Blacksburg – credits his footwork and hands. *Name pronounced: muh-LIE-juhl POH-teet*
- Going into his senior season in the best shape he's ever been.
- Dialed up a season-high 15 points in Tech's 79-72 win over Pitt in 2022-23.
- All-ACC Academic Team honoree in 2022-23.
- Finished with a 64.2% field-goal percentage in his first season in Blacksburg.
- Tallied 311 career points and 172 career rebounds at Rice.
- Averaged 6.8 points and 3.7 rebounds per game for his career as an Owl.
- Recorded a pair of double-doubles in 2021-22.
- Connected on 70.2% (87-124) of his attempts from the floor in two seasons at Rice.
- One of five players to play all 33 games for the Owls in 2021-22.
- His 62.0 field-goal percentage was the seventh-highest in a season in program history in 2021-22.
- Reached double-figure scoring 14 times in 2021-22, leading the Owls in scoring and rebounding five times.

## 2023-24 GAME-BY-GAME STATS

Opponent	Date	GS	MIN	Total		3-Pointers		Free throws		Rebounds				PF	A	TO	BLK	STL	PTS	AVG
				FG-FGA	PCT	3FG-3FGA	PCT	FT-FTA	PCT	OFF	DEF	TOT	AVG							
Coppin St.	11/06/2023		15:25	4-5	.800	0-0	.000	1-2	.500	1	2	3	3.0	1	1	0	0	0	9	9.0
vs South Carolina	11/10/2023		13:30	3-3	1.000	0-0	.000	3-4	.750	1	0	1	2.0	2	0	1	0	1	9	9.0
Campbell	11/15/2023		14:18	3-4	.750	0-0	.000	2-2	1.000	2	1	3	2.3	1	0	1	0	0	8	8.7
Wofford	11/19/2023		14:19	2-3	.667	0-0	.000	0-0	.000	3	2	5	3.0	2	2	2	0	1	4	7.5
vs Boise St.	11/23/2023		10:51	2-2	1.000	0-0	.000	0-0	.000	1	0	1	2.6	3	1	0	1	0	4	6.8
vs Iowa St.	11/24/2023		10:57	0-1	.000	0-0	.000	1-2	.500	2	0	2	2.5	0	1	0	1	0	1	5.8
vs Fla. Atlantic	11/26/2023		15:12	2-3	.667	0-0	.000	2-4	.500	0	2	2	2.4	0	1	1	0	1	6	5.9
at Auburn	11/29/2023		09:11	1-4	.250	0-0	.000	2-2	1.000	1	1	2	2.4	2	0	0	0	0	4	5.6
Louisville	12/03/2023		15:13	3-4	.750	0-0	.000	1-1	1.000	0	2	2	2.3	2	1	0	0	0	7	5.8
Valparaiso	12/09/2023		13:09	3-4	.750	0-0	.000	0-0	.000	2	4	6	2.7	2	2	0	0	0	6	5.8
Vermont	12/16/2023		10:36	2-3	.667	0-0	.000	0-0	.000	0	1	1	2.5	1	1	0	0	0	4	5.6
American	12/21/2023		09:09	1-1	1.000	0-0	.000	3-5	.600	0	2	2	2.5	2	2	0	0	0	5	5.6
at Wake Forest	12/30/2023		06:43	1-2	.500	0-0	.000	0-0	.000	0	1	1	2.4	1	0	0	0	0	2	5.3
at Florida St.	01/06/2024		10:31	1-2	.500	0-0	.000	0-0	.000	1	5	6	2.6	5	0	0	0	0	2	5.1
Clemson	01/10/2024		18:02	2-4	.500	0-0	.000	1-2	.500	1	2	3	2.7	2	0	1	0	0	5	5.1
Miami (FL)	01/13/2024		15:03	1-2	.500	0-0	.000	0-0	.000	1	2	3	2.7	1	0	0	2	0	2	4.9
at Virginia	01/17/2024		20:10	1-3	.333	0-0	.000	0-0	.000	3	2	5	2.8	2	1	1	0	0	2	4.7
at NC State	01/20/2024		15:04	1-2	.500	0-0	.000	6-8	.750	1	1	2	2.8	2	0	0	0	1	8	4.9
Boston College	01/23/2024		14:55	3-4	.750	0-0	.000	2-2	1.000	3	1	4	2.8	2	1	0	1	0	8	5.1
Georgia Tech	01/27/2024		23:17	6-9	.667	0-0	.000	6-6	1.000	1	5	6	3.0	2	1	1	2	0	18	5.7
Duke	01/29/2024		17:10	2-5	.400	0-0	.000	0-2	.000	3	3	6	3.1	2	1	2	0	0	4	5.6
at Miami (FL)	02/03/2024		15:09	3-4	.750	0-0	.000	2-3	.667	0	1	1	3.0	4	0	1	0	2	8	5.7
at Notre Dame	02/10/2024		18:32	6-8	.750	0-0	.000	2-3	.667	3	2	5	3.1	2	1	2	0	0	14	6.1
Florida St.	02/13/2024		10:27	0-1	.000	0-0	.000	0-0	.000	0	0	0	3.0	0	0	0	0	1	0	5.8
at North Carolina	02/17/2024		21:26	5-8	.625	0-0	.000	5-5	1.000	2	6	8	3.2	3	0	1	0	0	15	6.2
Virginia	02/19/2024		17:48	5-7	.714	0-0	.000	1-4	.250	1	1	2	3.2	1	2	0	0	1	11	6.4
at Pittsburgh	02/24/2024		23:52	5-8	.625	0-0	.000	0-2	.000	3	4	7	3.3	3	0	4	0	0	10	6.5
<b>Totals</b>			<b>0 400:00</b>	<b>68-106</b>	<b>.642</b>	<b>0-0</b>	<b>.000</b>	<b>40-59</b>	<b>.678</b>	<b>36</b>	<b>53</b>	<b>89</b>	<b>3.3</b>	<b>50</b>	<b>19</b>	<b>18</b>	<b>7</b>	<b>8</b>	<b>176</b>	<b>6.5</b>

## Player Averages

Games Played	Minutes/game	Points/game	FG Pct	3FG Pct	FT Pct	Rebounds/game	Assists/game	Turnovers/game	Assist/Turnover ratio	Steals/game	Blocks/game
27	14.8	6.5	64.2	0.0	67.8	3.3	0.7	0.7	1.1	0.3	0.3

## PRODUCTION TRACKER

	This Season	Career
Scored 10+ Points	5	22
Had 10+ Rebounds	-	2
Had Multiple Blocks	2	2
Led Tech in Blocks	4	5
Had Multiple Steals	1	2
Shot over 50% from the floor	22	65
Played 10+ Minutes	24	69
Shot 5+ Free Throws	4	15
Had Multiple Dunks	3	6



## CAREER STATS

SEASON	TEAM	GP-GS	MIN/AVG	FG-FGA	FG%	3FG-3FGA	3FG%	FT-FTA	FT%	OFF	DEF	TOT	AVG	PF-FO	A	TO	BLK	STL	PTS	AVG
2020-21	Rice	13-0	131/10.1	19-29	.655	0-1	.000	20-25	.800	11	24	35	2.7	25-0	6	15	4	3	58	4.5
2021-22	Rice	33-3	454/13.8	93-150	.620	0-0	.000	67-99	.677	58	79	137	4.2	67-1	12	40	8	4	253	7.7
2022-23	VT	34-0	297/8.7	34-53	.642	0-0	.000	49-66	.742	28	39	67	2.0	49-0	10	16	5	5	117	3.4
2023-24	VT	27-0	400/14.8	68-106	.642	0-0	.000	40-59	.678	36	53	89	3.3	50-1	19	18	7	8	176	6.5
<b>TOTAL FOR VT</b>		<b>61-0</b>	<b>697/11.4</b>	<b>102-159</b>	<b>.642</b>	<b>0-0</b>	<b>.000</b>	<b>89-125</b>	<b>.712</b>	<b>64</b>	<b>92</b>	<b>156</b>	<b>2.6</b>	<b>99-1</b>	<b>29</b>	<b>34</b>	<b>12</b>	<b>13</b>	<b>293</b>	<b>4.8</b>
<b>TOTAL</b>		<b>107-3</b>	<b>1281/12.0</b>	<b>214-338</b>	<b>.633</b>	<b>0-1</b>	<b>.000</b>	<b>176-249</b>	<b>.707</b>	<b>133</b>	<b>195</b>	<b>328</b>	<b>3.1</b>	<b>191-2</b>	<b>47</b>	<b>89</b>	<b>24</b>	<b>20</b>	<b>604</b>	<b>5.6</b>

# 55 CONNER VENABLE

**FRESHMAN** Guard | 6-3 | 190 | Multimedia Journalism and Architecture  
Washington, D.C. | The Heights School



## SEASON/CAREER BESTS

### POINTS

Season -  
Career -

### REBOUNDS

Season 1 vs. Valparaiso (12/9/23)  
Career 1 vs. Valparaiso (12/9/23)

### ASSISTS

Season -  
Career -

### BLOCKS

Season -  
Career -

### STEALS

Season -  
Career -

### MINUTES

Season 2 vs. Vermont (12/16/23)  
Career 2 vs. Vermont (12/16/23)

### FIELD GOALS MADE

Season -  
Career -

### FIELD GOALS ATTEMPTED

Season 1 (2x), last vs. Virginia (2/19/24)  
Career 1 (2x), last vs. Virginia (2/19/24)

### 3-PT. FIELD GOALS MADE

Season -  
Career -

### 3-PT. FIELD GOALS ATTEMPTED

Season 1 vs. Virginia (2/19/24)  
Career 1 vs. Virginia (2/19/24)

### FREE THROWS MADE

Season -  
Career -

### FREE THROWS ATTEMPTED

Season 3 vs. Vermont (12/16/23)  
Career 3 vs. Vermont (12/16/23)

- Recruited as a preferred walk-on.
- Two-time WCAC All-Conference Honorable Mention in 2021-22 and 2022-2023 at The Heights School in Potomac, Md.
- As the Cavaliers' leading scorer, averaged 25.5 points, 7.2 rebounds, 6.5 assists, 4.1 steals per game across a three-year career at The Heights School.
- Led the Cavaliers' to their first WCAC win in two years.
- Brother Ra'Mond Hines played at Georgetown (2014-18) and competed in the 2015 NCAA tournament.

## 2023-24 GAME-BY-GAME STATS

Opponent	Date	GS	MIN	Total		3-Pointers		Free throws		Rebounds				PF	A	TO	BLK	STL	PTS	AVG
				FG-FGA	PCT	3FG-3FGA	PCT	FT-FTA	PCT	OFF	DEF	TOT	AVG							
Valparaiso	12/09/2023		00:52	0-1	.000	0-0	.000	0-0	.000	1	0	1	1.0	0	0	0	0	0	0	0.0
Vermont	12/16/2023		01:32	0-0	.000	0-0	.000	0-3	.000	0	0	0	0.5	0	0	0	0	0	0.0	
American	12/21/2023		00:13	0-0	.000	0-0	.000	0-0	.000	0	0	0	0.3	0	0	0	0	0	0.0	
Virginia	02/19/2024		01:19	0-1	.000	0-1	.000	0-0	.000	0	0	0	0.3	0	0	0	0	0	0.0	
<b>Totals</b>		<b>0</b>	<b>03:56</b>	<b>0-2</b>	<b>.000</b>	<b>0-1</b>	<b>.000</b>	<b>0-3</b>	<b>.000</b>	<b>1</b>	<b>0</b>	<b>1</b>	<b>0.3</b>	<b>0</b>	<b>0</b>	<b>0</b>	<b>0</b>	<b>0</b>	<b>0.0</b>	

## Player Averages

Games Played	Minutes/ game	Points/ game	FG Pct	3FG Pct	FT Pct	Rebounds/ game	Assists/ game	Turnovers/ game	Assist/Turnover ratio	Steals/ game	Blocks/ game
4	1.0	0.0	0.0	0.0	0.0	0.3	0.0	0.0	0.0	0.0	0.0

## PRODUCTION TRACKER

	This Season
Scored 5+ Points	-
Scored 10+ Points	-
Made Multiple 3FGs	-
Made 3+ 3FGs	-
Led Tech in 3FGM	-
Shot over 40% from 3	-
Played 5+ Minutes	-
Had Multiple Assists	-
Had Multiple Steals	-



## CAREER STATS

SEASON	TEAM	GP-GS	MIN/AVG	FG-FGA	FG%	3FG-3FGA	3FG%	FT-FTA	FT%	OFF	DEF	TOT	AVG	PF-FO	A	TO	BLK	STL	PTS	AVG
2023-24	VT	4-0	4/1.0	0-2	.000	0-1	.000	0-3	.000	1	0	1	0.3	0-0	0	0	0	0	0	0.0
<b>TOTAL</b>		<b>4-0</b>	<b>4/1.0</b>	<b>0-2</b>	<b>.000</b>	<b>0-1</b>	<b>.000</b>	<b>0-3</b>	<b>.000</b>	<b>1</b>	<b>0</b>	<b>1</b>	<b>0.3</b>	<b>0-0</b>	<b>0</b>	<b>0</b>	<b>0</b>	<b>0</b>	<b>0</b>	<b>0.0</b>

## COMBINED TEAM STATS

### Game Records

Record	Overall	Home	Away	Neutral
ALL GAMES	15-12	12-2	1-8	2-2
CONFERENCE	7-9	6-2	1-7	0-0
NON-CONFERENCE	8-3	6-0	0-1	2-2

### Score by Periods

Team	1st	2nd	OT	TOT
Virginia Tech	946	1058	0	2004
Opponents	841	1047	0	1888

### Team Box Score

No.	Player	Total			3-Point		F-Throw		Rebounds													
		GP-GS	MIN	AVG	FG-FGA	FG%	3FG-3FGA	3FG%	FT-FTA	FT%	OFF	DEF	TOT	AVG	PF	DQ	A	TO	BLK	STL	PTS	AVG
3	PEDULLA, Sean	25-25	775:53	31.0	124-310	.400	44-130	.338	99-124	.798	15	92	107	4.3	56	1	111	86	1	24	391	15.6
0	CATTOOR, Hunter	26-26	841:09	32.4	106-226	.469	67-158	.424	78-87	.897	5	67	72	2.8	57	2	48	29	4	24	357	13.7
15	KIDD, Lynn	27-27	622:13	23.0	137-212	.646	0-0	.000	71-81	.877	41	132	173	6.4	52	0	32	34	12	15	345	12.8
23	NICKEL, Tyler	26-7	653:07	25.1	76-168	.452	48-116	.414	34-43	.791	12	40	52	2.0	36	0	39	20	8	15	234	9.0
34	POTEAT, Mylyjael	27-0	400:00	14.8	68-106	.642	0-0	.000	40-59	.678	36	53	89	3.3	50	1	19	18	7	8	176	6.5
2	COLLINS, MJ	25-21	695:18	27.8	58-183	.317	18-77	.234	25-27	.926	11	53	64	2.6	30	0	65	29	4	21	159	6.4
31	BERAN, Robbie	27-22	595:29	22.1	58-124	.468	21-63	.333	26-31	.839	19	85	104	3.9	76	2	26	27	25	16	163	6.0
4	LONG, Mekhi	18-5	332:34	18.5	26-62	.419	0-12	.000	15-30	.500	22	66	88	4.9	41	2	18	20	6	8	67	3.7
11	CAMDEN, John	11-0	59:24	5.4	7-19	.368	7-15	.467	5-7	.714	4	10	14	1.3	5	0	2	6	0	1	26	2.4
10	RECHSTEINER, Brandon	23-2	228:46	9.9	15-41	.366	8-31	.258	6-8	.750	2	15	17	0.7	16	0	33	18	0	4	44	1.9
13	YOUNG, Jaydon	20-0	159:47	8.0	10-32	.313	10-25	.400	4-4	1.000	1	13	14	0.7	9	0	14	5	0	4	34	1.7
5	WESSLER, Patrick	9-0	29:59	3.3	3-9	.333	0-1	.000	2-4	.500	3	7	10	1.1	4	0	1	0	4	0	8	0.9
33	WARD, Michael	3-0	02:24	0.8	0-1	.000	0-1	.000	0-0	.000	0	0	0	0.0	0	0	0	0	0	0	0	0.0
55	VENABLE, Conner	4-0	03:56	1.0	0-2	.000	0-1	.000	0-3	.000	1	0	1	0.3	0	0	0	0	0	0	0	0.0
Team											37	32	69				12					
<b>Total</b>		<b>27</b>	<b>5400</b>		<b>688-1495</b>	<b>.460</b>	<b>223-630</b>	<b>.354</b>	<b>405-508</b>	<b>.797</b>	<b>209</b>	<b>665</b>	<b>874</b>	<b>32.4</b>	<b>432</b>	<b>8</b>	<b>408</b>	<b>304</b>	<b>71</b>	<b>140</b>	<b>2004</b>	<b>74.2</b>
<b>Opponents</b>		<b>27</b>	<b>5400</b>		<b>687-1540</b>	<b>.446</b>	<b>179-528</b>	<b>.339</b>	<b>335-463</b>	<b>.724</b>	<b>246</b>	<b>617</b>	<b>863</b>	<b>32.0</b>	<b>463</b>	<b>7</b>	<b>338</b>	<b>319</b>	<b>84</b>	<b>172</b>	<b>1888</b>	<b>69.9</b>

### Team Statistics

	VT	OPP
<b>Scoring</b>	<b>2004</b>	<b>1888</b>
Points per game	74.2	69.9
Scoring margin	+4.3	-
<b>Field goals-att</b>	<b>688-1495</b>	<b>687-1540</b>
Field goal pct	.460	.446
<b>3 point fg-att</b>	<b>223-630</b>	<b>179-528</b>
3-point FG pct	.354	.339
3-pt FG made per game	8.3	6.6
<b>Free throws-att</b>	<b>405-508</b>	<b>335-463</b>
Free throw pct	.797	.724
F-Throws made per game	15.0	12.4
<b>Rebounds</b>	<b>874</b>	<b>863</b>
Rebounds per game	32.4	32.0
Rebounding margin	+0.4	-
<b>Assists</b>	<b>408</b>	<b>338</b>
Assists per game	15.1	12.5
<b>Turnovers</b>	<b>304</b>	<b>319</b>
Turnovers per game	11.3	11.8
Turnover margin	+0.6	-
Assist/turnover ratio	1.3	1.1
<b>Steals</b>	<b>140</b>	<b>172</b>
Steals per game	5.2	6.4
<b>Blocks</b>	<b>71</b>	<b>84</b>
Blocks per game	2.6	3.1
<b>Winning streak</b>	<b>0</b>	<b>-</b>
Home win streak	2	-
<b>Attendance</b>	<b>106717</b>	<b>103070</b>
Home games-Avg/Game	14-7623	9-11452
Neutral site-Avg/Game	-	4-3587

### Team Results

Date	Opponent		Score	Att.
11/06/2023	Coppin St.	W	100-55	8925
11/10/2023	vs South Carolina	L	77-79	6783
11/15/2023	Campbell	W	60-44	5899
11/19/2023	Wofford	W	98-76	4582
11/23/2023	vs Boise St.	W	82-75	2458
11/24/2023	vs Iowa St.	W	71-62	2579
11/26/2023	vs Fla. Atlantic	L	50-84	2528
11/29/2023	at Auburn	L	57-74	9121
12/03/2023	Louisville	W	75-68	8925
12/09/2023	Valparaiso	W	71-50	6107
12/16/2023	Vermont	W	73-51	4918
12/21/2023	American	W	77-55	4886
12/30/2023	at Wake Forest	L	63-86	10055
01/06/2024	at Florida St.	L	74-77	5025
01/10/2024	Clemson	W	87-72	8925
01/13/2024	Miami (FL)	L	71-75	8925
01/17/2024	at Virginia	L	57-65	14547
01/20/2024	at NC State	W	84-78	15850
01/23/2024	Boston College	W	76-71	8925
01/27/2024	Georgia Tech	W	91-67	8925
01/29/2024	Duke	L	67-77	8925
02/03/2024	at Miami (FL)	L	74-82	7234
02/10/2024	at Notre Dame	L	66-74	7394
02/13/2024	Florida St.	W	83-75	8925
02/17/2024	at North Carolina	L	81-96	21750
02/19/2024	Virginia	W	75-41	8925
02/24/2024	at Pittsburgh	L	64-79	12094

# VIRGINIA TECH MEN'S BASKETBALL

## COMBINED TEAM STATS (ACC ONLY)

### Game Records

Record	Overall	Home	Away	Neutral
ALL GAMES	7-9	6-2	1-7	0-0
CONFERENCE	7-9	6-2	1-7	0-0
NON-CONFERENCE	0-0	0-0	0-0	0-0

### Score by Periods

Team	1st	2nd	OT	TOT
Virginia Tech	559	629	0	1188
Opponents	530	653	0	1183

### Team Box Score

No.	Player	Total			3-Point			F-Throw		Rebounds				Other Stats								
		GP-GS	MIN	AVG	FG-FGA	FG%	3FG-3FGA	3FG%	FT-FTA	FT%	OFF	DEF	TOT	AVG	PF	DQ	A	TO	BLK	STL	PTS	AVG
3	PEDULLA, Sean	16-16	522:08	32.6	84-206	.408	31-94	.330	70-88	.795	11	61	72	4.5	40	1	73	63	1	15	269	16.8
0	CATTOOR, Hunter	15-15	503:01	33.5	62-123	.504	37-80	.463	39-43	.907	4	39	43	2.9	31	1	32	15	1	15	200	13.3
15	KIDD, Lynn	16-16	347:49	21.7	72-122	.590	0-0	.000	22-25	.880	18	64	82	5.1	38	0	19	15	7	8	166	10.4
23	NICKEL, Tyler	16-3	401:23	25.1	50-106	.472	32-73	.438	18-22	.818	4	27	31	1.9	23	0	26	12	6	11	150	9.4
2	COLLINS, MJ	16-14	502:04	31.4	45-128	.352	17-61	.279	16-18	.889	8	39	47	2.9	21	0	48	21	3	9	123	7.7
31	BERAN, Robbie	16-14	379:40	23.7	42-84	.500	16-44	.364	16-19	.842	12	58	70	4.4	49	1	14	15	12	6	116	7.3
34	POTEAT, Mylyjael	16-0	263:23	16.5	45-73	.616	0-0	.000	26-38	.684	23	38	61	3.8	34	1	8	13	5	5	116	7.3
4	LONG, Mekhi	7-2	123:09	17.6	9-23	.391	0-6	.000	5-12	.417	7	25	32	4.6	10	0	4	7	6	2	23	3.3
11	CAMDEN, John	4-0	09:08	2.3	1-3	.333	1-3	.333	2-2	1.000	0	1	1	0.3	2	0	1	1	0	0	5	1.3
13	YOUNG, Jaydon	11-0	61:44	5.6	3-9	.333	3-9	.333	2-2	1.000	1	5	6	0.5	5	0	3	1	0	0	11	1.0
10	RECHSTEINER, Brandon	12-0	71:42	6.0	4-12	.333	1-9	.111	0-0	.000	0	9	9	0.8	6	0	5	11	0	1	9	0.8
33	WARD, Michael	1-0	01:19	1.3	0-1	.000	0-1	.000	0-0	.000	0	0	0	0.0	0	0	0	0	0	0	0	0.0
55	VENABLE, Conner	1-0	01:19	1.3	0-1	.000	0-1	.000	0-0	.000	0	0	0	0.0	0	0	0	0	0	0	0	0.0
5	WESSLER, Patrick	4-0	12:08	3.0	0-2	.000	0-1	.000	0-0	.000	1	1	2	0.5	3	0	0	0	2	0	0	0.0
Team											19	14	33				8					
<b>Total</b>		<b>16</b>	<b>3200</b>		<b>417-893</b>	<b>.467</b>	<b>138-382</b>	<b>.361</b>	<b>216-269</b>	<b>.803</b>	<b>108</b>	<b>381</b>	<b>489</b>	<b>30.6</b>	<b>262</b>	<b>4</b>	<b>233</b>	<b>182</b>	<b>43</b>	<b>72</b>	<b>1188</b>	<b>74.3</b>
<b>Opponents</b>		<b>16</b>	<b>3200</b>		<b>429-932</b>	<b>.460</b>	<b>107-301</b>	<b>.355</b>	<b>218-288</b>	<b>.757</b>	<b>153</b>	<b>376</b>	<b>529</b>	<b>33.1</b>	<b>270</b>	<b>5</b>	<b>214</b>	<b>175</b>	<b>51</b>	<b>107</b>	<b>1183</b>	<b>73.9</b>

### Team Statistics

	VT	OPP
<b>Scoring</b>	<b>1188</b>	<b>1183</b>
Points per game	74.3	73.9
Scoring margin	+0.3	-
<b>Field goals-att</b>	<b>417-893</b>	<b>429-932</b>
Field goal pct	.467	.460
<b>3 point fg-att</b>	<b>138-382</b>	<b>107-301</b>
3-point FG pct	.361	.355
3-pt FG made per game	8.6	6.7
<b>Free throws-att</b>	<b>216-269</b>	<b>218-288</b>
Free throw pct	.803	.757
F-Throws made per game	13.5	13.6
<b>Rebounds</b>	<b>489</b>	<b>529</b>
Rebounds per game	30.6	33.1
Rebounding margin	-2.5	-
<b>Assists</b>	<b>233</b>	<b>214</b>
Assists per game	14.6	13.4
<b>Turnovers</b>	<b>182</b>	<b>175</b>
Turnovers per game	11.4	10.9
Turnover margin	-0.4	-
Assist/turnover ratio	1.3	1.2
<b>Steals</b>	<b>72</b>	<b>107</b>
Steals per game	4.5	6.7
<b>Blocks</b>	<b>43</b>	<b>51</b>
Blocks per game	2.7	3.2
<b>Winning streak</b>	<b>0</b>	<b>-</b>
Home win streak	2	-
<b>Attendance</b>	<b>71400</b>	<b>93949</b>
Home games-Avg/Game	8-8925	8-11744
Neutral site-Avg/Game	-	0-0

### Team Results

Date	Opponent		Score	Att.
12/03/2023	Louisville	W	75-68	8925
12/30/2023	at Wake Forest	L	63-86	10055
01/06/2024	at Florida St.	L	74-77	5025
01/10/2024	Clemson	W	87-72	8925
01/13/2024	Miami (FL)	L	71-75	8925
01/17/2024	at Virginia	L	57-65	14547
01/20/2024	at NC State	W	84-78	15850
01/23/2024	Boston College	W	76-71	8925
01/27/2024	Georgia Tech	W	91-67	8925
01/29/2024	Duke	L	67-77	8925
02/03/2024	at Miami (FL)	L	74-82	7234
02/10/2024	at Notre Dame	L	66-74	7394
02/13/2024	Florida St.	W	83-75	8925
02/17/2024	at North Carolina	L	81-96	21750
02/19/2024	Virginia	W	75-41	8925
02/24/2024	at Pittsburgh	L	64-79	12094

# VIRGINIA TECH MEN'S BASKETBALL

## TEAM GAME-BY-GAME

Opponent	Date	Score	W	Total		3-Pointers		Free throws		Rebounds				PF	A	TO	BLK	STL	PTS	AVG
				FG-FGA	PCT	3FG-3FGA	PCT	FT-FTA	PCT	OFF	DEF	TOT	AVG							
Coppin St.	11/06/2023	100-55	W	32-62	.516	13-31	.419	23-29	.793	14	29	43	43.0	16	29	11	4	9	100	100.0
vs South Carolina	11/10/2023	77-79	L	26-52	.500	7-22	.318	18-22	.818	6	17	23	33.0	12	13	5	1	8	77	88.5
Campbell	11/15/2023	60-44	W	22-58	.379	4-19	.211	12-15	.800	9	25	34	33.3	11	14	7	3	6	60	79.0
Wofford	11/19/2023	98-76	W	33-58	.569	10-20	.500	22-26	.846	9	27	36	34.0	20	20	11	4	6	98	83.8
vs Boise St.	11/23/2023	82-75	W	26-55	.473	7-18	.389	23-27	.852	4	24	28	32.8	19	14	9	4	6	82	83.4
vs Iowa St.	11/24/2023	71-62	W	20-49	.408	11-28	.393	20-23	.870	8	27	35	33.2	18	16	15	1	7	71	81.3
vs Fla. Atlantic	11/26/2023	50-84	L	20-60	.333	2-17	.118	8-13	.615	9	20	29	32.6	10	8	14	0	6	50	76.9
at Auburn	11/29/2023	57-74	L	14-51	.275	6-20	.300	23-31	.742	17	27	44	34.0	25	7	21	2	5	57	74.4
Louisville	12/03/2023	75-68	W	24-55	.436	5-20	.250	22-27	.815	8	24	32	33.8	17	16	10	2	6	75	74.4
Valparaiso	12/09/2023	71-50	W	23-53	.434	10-27	.370	15-18	.833	13	28	41	34.5	10	18	15	1	5	71	74.1
Vermont	12/16/2023	73-51	W	23-54	.426	10-29	.345	17-23	.739	7	35	42	35.2	15	13	7	3	6	73	74.0
American	12/21/2023	77-55	W	32-50	.640	5-17	.294	8-12	.667	5	25	30	34.8	14	23	7	5	4	77	74.3
at Wake Forest	12/30/2023	63-86	L	24-52	.462	5-16	.313	10-14	.714	4	28	32	34.5	18	12	19	4	1	63	73.4
at Florida St.	01/06/2024	74-77	L	25-51	.490	11-23	.478	13-20	.650	7	28	35	34.6	24	9	16	4	2	74	73.4
Clemson	01/10/2024	87-72	W	31-57	.544	13-24	.542	12-14	.857	9	26	35	34.6	10	17	11	5	7	87	74.3
Miami (FL)	01/13/2024	71-75	L	28-58	.483	10-33	.303	5-6	.833	8	26	34	34.6	18	12	15	3	4	71	74.1
at Virginia	01/17/2024	57-65	L	21-54	.389	11-30	.367	4-4	1.000	4	28	32	34.4	14	14	15	1	3	57	73.1
at NC State	01/20/2024	84-78	W	26-49	.531	9-19	.474	23-28	.821	5	23	28	34.1	16	16	20	1	7	84	73.7
Boston College	01/23/2024	76-71	W	26-53	.491	8-22	.364	16-16	1.000	5	17	22	33.4	14	16	11	4	8	76	73.8
Georgia Tech	01/27/2024	91-67	W	32-58	.552	12-27	.444	15-17	.882	8	29	37	33.6	17	23	7	3	2	91	74.7
Duke	01/29/2024	67-77	L	26-58	.448	6-22	.273	9-12	.750	4	16	20	33.0	10	15	4	3	4	67	74.3
at Miami (FL)	02/03/2024	74-82	L	28-58	.483	11-30	.367	7-14	.500	7	21	28	32.7	22	15	11	2	7	74	74.3
at Notre Dame	02/10/2024	66-74	L	25-57	.439	8-24	.333	8-11	.727	7	21	28	32.5	16	13	11	0	3	66	74.0
Florida St.	02/13/2024	83-75	W	22-54	.407	11-23	.478	28-32	.875	13	22	35	32.6	21	12	11	1	6	83	74.3
at North Carolina	02/17/2024	81-96	L	28-67	.418	7-26	.269	18-20	.900	8	23	31	32.6	19	13	6	3	5	81	74.6
Virginia	02/19/2024	75-41	W	27-53	.509	8-23	.348	13-17	.765	5	27	32	32.5	6	17	7	5	4	75	74.6
at Pittsburgh	02/24/2024	64-79	L	24-59	.407	3-20	.150	13-17	.765	6	22	28	32.4	20	13	8	2	3	64	74.2
<b>Total</b>		<b>2004</b>		<b>688-1495</b>	<b>.460</b>	<b>223-630</b>	<b>.354</b>	<b>405-508</b>	<b>.797</b>	<b>209</b>	<b>665</b>	<b>874</b>	<b>32.4</b>	<b>432</b>	<b>408</b>	<b>304</b>	<b>71</b>	<b>140</b>	<b>2004</b>	<b>74.2</b>
Opponents		1888		687-1540	.446	179-528	.339	335-463	.724	246	617	863	32.0	463	338	319	84	172	1888	69.9

### Virginia Tech Averages

Games Played	Points/game	FG Pct	3FG Pct	FT Pct	Rebounds/game	Assists/game	Turnovers/game	Assist/Turnover ratio	Steals/game	Blocks/game
27	74.2	46.0	35.4	79.7	32.4	15.1	11.3	1.3	5.2	2.6

# VIRGINIA TECH MEN'S BASKETBALL

## OPPONENTS GAME-BY-GAME

Opponent	Date	Score	Total		3-Pointers		Free throws		Rebounds				PF	A	TO	BLK	STL	PTS	AVG
			FG-FGA	PCT	3FG-3FGA	PCT	FT-FTA	PCT	OFF	DEF	TOT	AVG							
Coppin St.	11/06/2023	100-55 W	19-51	.373	5-17	.294	12-18	.667	4	18	22	22.0	21	5	19	4	6	55	55.0
vs South Carolina	11/10/2023	77-79 L	31-55	.564	10-21	.476	7-8	.875	8	22	30	26.0	16	16	10	2	2	79	67.0
Campbell	11/15/2023	60-44 W	14-51	.275	5-19	.263	11-16	.688	14	24	38	30.0	13	10	16	3	4	44	59.3
Wofford	11/19/2023	98-76 W	26-61	.426	13-31	.419	11-16	.688	10	18	28	29.5	20	13	15	4	3	76	63.5
vs Boise St.	11/23/2023	82-75 W	27-57	.474	8-21	.381	13-16	.813	8	27	35	30.6	20	10	16	3	3	75	65.8
vs Iowa St.	11/24/2023	71-62 W	21-50	.420	5-21	.238	15-26	.577	9	21	30	30.5	19	12	13	1	9	62	65.2
vs Fla. Atlantic	11/26/2023	50-84 L	33-58	.569	9-22	.409	9-11	.818	6	34	40	31.9	15	16	15	5	10	84	67.9
at Auburn	11/29/2023	57-74 L	24-62	.387	2-16	.125	24-36	.667	17	23	40	32.9	22	12	8	7	11	74	68.6
Louisville	12/03/2023	75-68 W	23-57	.404	6-19	.316	16-18	.889	9	24	33	32.9	21	11	14	4	6	68	68.6
Valparaiso	12/09/2023	71-50 W	21-52	.404	3-24	.125	5-8	.625	5	17	22	31.8	15	10	14	2	9	50	66.7
Vermont	12/16/2023	73-51 W	21-57	.368	4-20	.200	5-9	.556	4	22	26	31.3	19	7	9	2	2	51	65.3
American	12/21/2023	77-55 W	21-54	.389	8-15	.533	5-11	.455	8	15	23	30.6	13	13	9	0	6	55	64.4
at Wake Forest	12/30/2023	63-86 L	30-68	.441	7-19	.368	19-21	.905	11	26	37	31.1	15	9	7	3	9	86	66.1
at Florida St.	01/06/2024	74-77 L	28-61	.459	3-15	.200	18-29	.621	11	21	32	31.1	19	15	10	1	8	77	66.9
Clemson	01/10/2024	87-72 W	28-63	.444	9-26	.346	7-8	.875	10	18	28	30.9	14	13	11	3	4	72	67.2
Miami (FL)	01/13/2024	71-75 L	27-57	.474	9-25	.360	12-16	.750	4	20	24	30.5	12	13	11	2	9	75	67.7
at Virginia	01/17/2024	57-65 L	25-54	.463	4-14	.286	11-16	.688	5	28	33	30.6	11	18	7	2	10	65	67.5
at NC State	01/20/2024	84-78 W	26-60	.433	6-18	.333	20-24	.833	13	19	32	30.7	22	15	18	4	14	78	68.1
Boston College	01/23/2024	76-71 W	30-60	.500	6-18	.333	5-9	.556	13	22	35	30.9	13	14	15	2	7	71	68.3
Georgia Tech	01/27/2024	91-67 W	25-66	.379	8-22	.364	9-14	.643	13	18	31	31.0	16	14	5	5	2	67	68.2
Duke	01/29/2024	67-77 L	31-56	.554	9-17	.529	6-10	.600	10	28	38	31.3	18	19	14	3	1	77	68.6
at Miami (FL)	02/03/2024	74-82 L	24-53	.453	7-16	.438	27-29	.931	10	26	36	31.5	14	8	11	3	7	82	69.2
at Notre Dame	02/10/2024	66-74 L	27-55	.491	7-20	.350	13-17	.765	8	26	34	31.6	14	14	8	0	8	74	69.4
Florida St.	02/13/2024	83-75 W	24-45	.533	8-18	.444	19-29	.655	6	17	23	31.3	26	13	13	4	10	75	69.7
at North Carolina	02/17/2024	81-96 L	35-68	.515	7-21	.333	19-23	.826	14	29	43	31.7	18	18	9	5	4	96	70.7
Virginia	02/19/2024	75-41 W	17-52	.327	2-12	.167	5-7	.714	7	21	28	31.6	16	7	12	3	4	41	69.6
at Pittsburgh	02/24/2024	64-79 L	29-57	.509	9-21	.429	12-18	.667	9	33	42	32.0	21	13	10	7	4	79	69.9
<b>Total</b>		<b>1888</b>	<b>687-1540</b>	<b>.446</b>	<b>179-528</b>	<b>.339</b>	<b>335-463</b>	<b>.724</b>	<b>246</b>	<b>617</b>	<b>863</b>	<b>32.0</b>	<b>463</b>	<b>338</b>	<b>319</b>	<b>84</b>	<b>172</b>	<b>1888</b>	<b>69.9</b>
Virginia Tech		2004	688-1495	.460	223-630	.354	405-508	.797	209	665	874	32.4	432	408	304	71	140	2004	74.2

### Opponents Averages

Games Played	Points/game	FG Pct	3FG Pct	FT Pct	Rebounds/game	Assists/game	Turnovers/game	Assist/Turnover ratio	Steals/game	Blocks/game
27	69.9	44.6	33.9	72.4	32.0	12.5	11.8	1.1	6.4	3.1

TEAM CATEGORY LEADERS

Points

##	Player	G	Pts	Pts/G
3	Pedulla, Sean	25	391	15.6
0	Cattoor, Hunter	26	357	13.7
15	Kidd, Lynn	27	345	12.8
23	Nickel, Tyler	26	234	9.0
34	Poteat, Mylyjael	27	176	6.5
31	Beran, Robbie	27	163	6.0
2	Collins, MJ	25	159	6.4
4	Long, Mekhi	18	67	3.7
10	Rechsteiner, Brandon	23	44	1.9
13	Young, Jaydon	20	34	1.7
11	Camden, John	11	26	2.4
5	Wessler, Patrick	9	8	0.9

Scoring Average

##	Player	G	Pts	Pts/G
3	Pedulla, Sean	25	391	15.6
0	Cattoor, Hunter	26	357	13.7
15	Kidd, Lynn	27	345	12.8
23	Nickel, Tyler	26	234	9.0
34	Poteat, Mylyjael	27	176	6.5
2	Collins, MJ	25	159	6.4
31	Beran, Robbie	27	163	6.0
4	Long, Mekhi	18	67	3.7
11	Camden, John	11	26	2.4
10	Rechsteiner, Brandon	23	44	1.9
13	Young, Jaydon	20	34	1.7
5	Wessler, Patrick	9	8	0.9

Field Goal Percentage

##	Player	FG	Att	Pct
15	Kidd, Lynn	137	212	.646
34	Poteat, Mylyjael	68	106	.642
0	Cattoor, Hunter	106	226	.469
31	Beran, Robbie	58	124	.468
23	Nickel, Tyler	76	168	.452
4	Long, Mekhi	26	62	.419
3	Pedulla, Sean	124	310	.400
11	Camden, John	7	19	.368
10	Rechsteiner, Brandon	15	41	.366
5	Wessler, Patrick	3	9	.333
2	Collins, MJ	58	183	.317
13	Young, Jaydon	10	32	.313

Field Goal Attempts

##	Player	G	Att	Att/G
3	Pedulla, Sean	25	310	12.4
0	Cattoor, Hunter	26	226	8.7
15	Kidd, Lynn	27	212	7.9
2	Collins, MJ	25	183	7.3
23	Nickel, Tyler	26	168	6.5

Field Goals Made

##	Player	G	Made	Made/G
15	Kidd, Lynn	27	137	5.1
3	Pedulla, Sean	25	124	5.0
0	Cattoor, Hunter	26	106	4.1
23	Nickel, Tyler	26	76	2.9
34	Poteat, Mylyjael	27	68	2.5

3-Point FG Percentage

##	Player	3FG	Att	Pct
11	Camden, John	7	15	.467
0	Cattoor, Hunter	67	158	.424
23	Nickel, Tyler	48	116	.414
13	Young, Jaydon	10	25	.400
3	Pedulla, Sean	44	130	.338
31	Beran, Robbie	21	63	.333
10	Rechsteiner, Brandon	8	31	.258
2	Collins, MJ	18	77	.234

3-Point FG Attempts

##	Player	G	Att	Att/G
0	Cattoor, Hunter	26	158	6.1
3	Pedulla, Sean	25	130	5.2
23	Nickel, Tyler	26	116	4.5
2	Collins, MJ	25	77	3.1
31	Beran, Robbie	27	63	2.3

3-Point FG Made

##	Player	G	Made	Made/G
0	Cattoor, Hunter	26	67	2.6
23	Nickel, Tyler	26	48	1.8
3	Pedulla, Sean	25	44	1.8
31	Beran, Robbie	27	21	0.8
2	Collins, MJ	25	18	0.7

TEAM CATEGORY LEADERS

Free Throw Percentage

##	Player	Made	Att	Pct
13	Young, Jaydon	4	4	1.000
2	Collins, MJ	25	27	.926
0	Cattoor, Hunter	78	87	.897
15	Kidd, Lynn	71	81	.877
31	Beran, Robbie	26	31	.839
3	Pedulla, Sean	99	124	.798
23	Nickel, Tyler	34	43	.791
10	Rechsteiner, Brandon	6	8	.750
11	Camden, John	5	7	.714
34	Poteat, Mylyjael	40	59	.678
4	Long, Mekhi	15	30	.500
5	Wessler, Patrick	2	4	.500

Free Throw Attempts

##	Player	G	Att	Att/G
3	Pedulla, Sean	25	124	5.0
0	Cattoor, Hunter	26	87	3.3
15	Kidd, Lynn	27	81	3.0
34	Poteat, Mylyjael	27	59	2.2
23	Nickel, Tyler	26	43	1.7

Free Throws Made

##	Player	G	Made	Made/G
3	Pedulla, Sean	25	99	4.0
0	Cattoor, Hunter	26	78	3.0
15	Kidd, Lynn	27	71	2.6
34	Poteat, Mylyjael	27	40	1.5
23	Nickel, Tyler	26	34	1.3

Rebounds

##	Player	G	Reb	Reb/G
15	Kidd, Lynn	27	173	6.4
3	Pedulla, Sean	25	107	4.3
31	Beran, Robbie	27	104	3.9
34	Poteat, Mylyjael	27	89	3.3
4	Long, Mekhi	18	88	4.9

Assists

##	Player	G	Ast	Ast/G
3	Pedulla, Sean	25	111	4.4
2	Collins, MJ	25	65	2.6
0	Cattoor, Hunter	26	48	1.8
23	Nickel, Tyler	26	39	1.5
10	Rechsteiner, Brandon	23	33	1.4

Rebounds Average

##	Player	G	Reb	Reb/G
15	Kidd, Lynn	27	173	6.4
4	Long, Mekhi	18	88	4.9
3	Pedulla, Sean	25	107	4.3
31	Beran, Robbie	27	104	3.9
34	Poteat, Mylyjael	27	89	3.3

Steals

##	Player	G	Stl	Stl/G
3	Pedulla, Sean	25	24	1.0
0	Cattoor, Hunter	26	24	0.9
2	Collins, MJ	25	21	0.8
31	Beran, Robbie	27	16	0.6
15	Kidd, Lynn	27	15	0.6

Offensive Rebounds

##	Player	G	OReb	OReb/G
15	Kidd, Lynn	27	41	1.5
34	Poteat, Mylyjael	27	36	1.3
4	Long, Mekhi	18	22	1.2
31	Beran, Robbie	27	19	0.7
3	Pedulla, Sean	25	15	0.6

Blocked Shots

##	Player	G	Blk	Blk/G
31	Beran, Robbie	27	25	0.9
15	Kidd, Lynn	27	12	0.4
23	Nickel, Tyler	26	8	0.3
34	Poteat, Mylyjael	27	7	0.3
4	Long, Mekhi	18	6	0.3

Defensive Rebounds

##	Player	G	DReb	DReb/G
15	Kidd, Lynn	27	132	4.9
3	Pedulla, Sean	25	92	3.7
31	Beran, Robbie	27	85	3.1
0	Cattoor, Hunter	26	67	2.6
4	Long, Mekhi	18	66	3.7

Minutes

##	Player	G	Min	Min/G
0	Cattoor, Hunter	26	841	32:21
3	Pedulla, Sean	25	776	31:02
2	Collins, MJ	25	695	27:49
23	Nickel, Tyler	26	653	25:07
15	Kidd, Lynn	27	622	23:03



TEAM CATEGORY LEADERS

Fouls

##	Player	G	PF	PF/G
31	Beran, Robbie	27	76	2.8
0	Cattoor, Hunter	26	57	2.2
3	Pedulla, Sean	25	56	2.2
15	Kidd, Lynn	27	52	1.9
34	Poteat, Mylyjael	27	50	1.9

Turnovers

##	Player	G	TO	TO/G
3	Pedulla, Sean	25	86	3.4
15	Kidd, Lynn	27	34	1.3
0	Cattoor, Hunter	26	29	1.1
2	Collins, Mj	25	29	1.2
31	Beran, Robbie	27	27	1.0

Foul Outs

##	Player	G	FO
0	Cattoor, Hunter	26	2
31	Beran, Robbie	27	2
4	Long, Mekhi	18	2
3	Pedulla, Sean	25	1
34	Poteat, Mylyjael	27	1

TEAM GAME HIGHS

Virginia Tech - Game Highs

<b>POINTS</b>	100		Coppin St. (11/06/2023)
	98		Wofford (11/19/2023)
	91		Georgia Tech (01/27/2024)
	87		Clemson (01/10/2024)
	84		at NC State (01/20/2024)
<b>FIELD GOALS MADE</b>	33		Wofford (11/19/2023)
	32		Georgia Tech (01/27/2024)
	32		American (12/21/2023)
	32		Coppin St. (11/06/2023)
<b>FIELD GOAL ATTEMPTS</b>	67		at North Carolina (02/17/2024)
	62		Coppin St. (11/06/2023)
<b>FIELD GOAL PERCENTAGE</b>	.640	(32-50)	American (12/21/2023)
	.569	(33-58)	Wofford (11/19/2023)
<b>3 PT FG MADE</b>	13		Clemson (01/10/2024)
	13		Coppin St. (11/06/2023)
<b>3 PT FG ATTEMPTS</b>	33		Miami (FL) (01/13/2024)
	31		Coppin St. (11/06/2023)
<b>3 PT FG PERCENTAGE</b>	.542	(13-24)	Clemson (01/10/2024)
	.500	(10-20)	Wofford (11/19/2023)
<b>FREE THROWS MADE</b>	28		Florida St. (02/13/2024)
	23		at NC State (01/20/2024)
	23		at Auburn (11/29/2023)
	23		vs Boise St. (N) (11/23/2023)
	23		Coppin St. (11/06/2023)
<b>FREE THROW ATTEMPTS</b>	32		Florida St. (02/13/2024)
	31		at Auburn (11/29/2023)
<b>FREE THROW PERCENTAGE</b>	1.000	(16-16)	Boston College (01/23/2024)
	1.000	(4-4)	at Virginia (01/17/2024)
<b>REBOUNDS</b>	44		at Auburn (11/29/2023)
	43		Coppin St. (11/06/2023)
<b>ASSISTS</b>	29		Coppin St. (11/06/2023)
	23		Georgia Tech (01/27/2024)
	23		American (12/21/2023)
<b>STEALS</b>	9		Coppin St. (11/06/2023)
	8		Boston College (01/23/2024)
	8		vs South Carolina (N) (11/10/2023)
<b>BLOCKED SHOTS</b>	5		Virginia (02/19/2024)
	5		Clemson (01/10/2024)
	5		American (12/21/2023)
<b>TURNOVERS</b>	21		at Auburn (11/29/2023)
	20		at NC State (01/20/2024)
<b>FOULS</b>	25		at Auburn (11/29/2023)
	24		at Florida St. (01/06/2024)

OPPONENT GAME HIGHS

Opponent - Game Highs

<b>POINTS</b>	96		at North Carolina (02/17/2024)
	86		at Wake Forest (12/30/2023)
	84		vs Fla. Atlantic (N) (11/26/2023)
	82		at Miami (FL) (02/03/2024)
	79		at Pittsburgh (02/24/2024)
	79		vs South Carolina (N) (11/10/2023)
<b>FIELD GOALS MADE</b>	35		at North Carolina (02/17/2024)
	33		vs Fla. Atlantic (N) (11/26/2023)
<b>FIELD GOAL ATTEMPTS</b>	68		at North Carolina (02/17/2024)
	68		at Wake Forest (12/30/2023)
<b>FIELD GOAL PERCENTAGE</b>	.569	(33-58)	vs Fla. Atlantic (N) (11/26/2023)
	.564	(31-55)	vs South Carolina (N) (11/10/2023)
<b>3 PT FG MADE</b>	13		Wofford (11/19/2023)
	10		vs South Carolina (N) (11/10/2023)
<b>3 PT FG ATTEMPTS</b>	31		Wofford (11/19/2023)
	26		Clemson (01/10/2024)
<b>3 PT FG PERCENTAGE</b>	.533	(8-15)	American (12/21/2023)
	.529	(9-17)	Duke (01/29/2024)
<b>FREE THROWS MADE</b>	27		at Miami (FL) (02/03/2024)
	24		at Auburn (11/29/2023)
<b>FREE THROW ATTEMPTS</b>	36		at Auburn (11/29/2023)
	29		Florida St. (02/13/2024)
	29		at Miami (FL) (02/03/2024)
	29		at Florida St. (01/06/2024)
<b>FREE THROW PERCENTAGE</b>	.931	(27-29)	at Miami (FL) (02/03/2024)
	.905	(19-21)	at Wake Forest (12/30/2023)
<b>REBOUNDS</b>	43		at North Carolina (02/17/2024)
	42		at Pittsburgh (02/24/2024)
<b>ASSISTS</b>	19		Duke (01/29/2024)
	18		at North Carolina (02/17/2024)
	18		at Virginia (01/17/2024)
<b>STEALS</b>	14		at NC State (01/20/2024)
	11		at Auburn (11/29/2023)
<b>BLOCKED SHOTS</b>	7		at Pittsburgh (02/24/2024)
	7		at Auburn (11/29/2023)
<b>TURNOVERS</b>	19		Coppin St. (11/06/2023)
	18		at NC State (01/20/2024)
<b>FOULS</b>	26		Florida St. (02/13/2024)
	22		at NC State (01/20/2024)
	22		at Auburn (11/29/2023)

TEAM GAME LOWS

Virginia Tech - Game Lows

<b>POINTS</b>	50		vs Fla. Atlantic (N) (11/26/2023)
	57		at Virginia (01/17/2024)
	57		at Auburn (11/29/2023)
	60		Campbell (11/15/2023)
	63		at Wake Forest (12/30/2023)
<b>FIELD GOALS MADE</b>	14		at Auburn (11/29/2023)
	20		vs Fla. Atlantic (N) (11/26/2023)
	20		vs Iowa St. (N) (11/24/2023)
<b>FIELD GOAL ATTEMPTS</b>	49		at NC State (01/20/2024)
	49		vs Iowa St. (N) (11/24/2023)
<b>FIELD GOAL PERCENTAGE</b>	.275	(14-51)	at Auburn (11/29/2023)
	.333	(20-60)	vs Fla. Atlantic (N) (11/26/2023)
<b>3 PT FG MADE</b>	2		vs Fla. Atlantic (N) (11/26/2023)
	3		at Pittsburgh (02/24/2024)
<b>3 PT FG ATTEMPTS</b>	16		at Wake Forest (12/30/2023)
	17		American (12/21/2023)
	17		vs Fla. Atlantic (N) (11/26/2023)
<b>3 PT FG PERCENTAGE</b>	.118	(2-17)	vs Fla. Atlantic (N) (11/26/2023)
	.150	(3-20)	at Pittsburgh (02/24/2024)
<b>FREE THROWS MADE</b>	4		at Virginia (01/17/2024)
	5		Miami (FL) (01/13/2024)
<b>FREE THROW ATTEMPTS</b>	4		at Virginia (01/17/2024)
	6		Miami (FL) (01/13/2024)
<b>FREE THROW PERCENTAGE</b>	.500	(7-14)	at Miami (FL) (02/03/2024)
	.615	(8-13)	vs Fla. Atlantic (N) (11/26/2023)
<b>REBOUNDS</b>	20		Duke (01/29/2024)
	22		Boston College (01/23/2024)
<b>ASSISTS</b>	7		at Auburn (11/29/2023)
	8		vs Fla. Atlantic (N) (11/26/2023)
<b>STEALS</b>	1		at Wake Forest (12/30/2023)
	2		Georgia Tech (01/27/2024)
	2		at Florida St. (01/06/2024)
<b>BLOCKED SHOTS</b>	0		at Notre Dame (02/10/2024)
	0		vs Fla. Atlantic (N) (11/26/2023)
<b>TURNOVERS</b>	4		Duke (01/29/2024)
	5		vs South Carolina (N) (11/10/2023)
<b>FOULS</b>	6		Virginia (02/19/2024)
	10		Duke (01/29/2024)
	10		Clemson (01/10/2024)
	10		Valparaiso (12/09/2023)
	10		vs Fla. Atlantic (N) (11/26/2023)

OPPONENT GAME LOWS

Opponent - Game Lows

<b>POINTS</b>	41		Virginia (02/19/2024)
	44		Campbell (11/15/2023)
	50		Valparaiso (12/09/2023)
	51		Vermont (12/16/2023)
	55		American (12/21/2023)
	55		Coppin St. (11/06/2023)
<b>FIELD GOALS MADE</b>	14		Campbell (11/15/2023)
	17		Virginia (02/19/2024)
<b>FIELD GOAL ATTEMPTS</b>	45		Florida St. (02/13/2024)
	50		vs Iowa St. (N) (11/24/2023)
<b>FIELD GOAL PERCENTAGE</b>	.275	(14-51)	Campbell (11/15/2023)
	.327	(17-52)	Virginia (02/19/2024)
<b>3 PT FG MADE</b>	2		Virginia (02/19/2024)
	2		at Auburn (11/29/2023)
<b>3 PT FG ATTEMPTS</b>	12		Virginia (02/19/2024)
	14		at Virginia (01/17/2024)
<b>3 PT FG PERCENTAGE</b>	.125	(3-24)	Valparaiso (12/09/2023)
	.125	(2-16)	at Auburn (11/29/2023)
<b>FREE THROWS MADE</b>	5		Virginia (02/19/2024)
	5		Boston College (01/23/2024)
	5		American (12/21/2023)
	5		Vermont (12/16/2023)
	5		Valparaiso (12/09/2023)
<b>FREE THROW ATTEMPTS</b>	7		Virginia (02/19/2024)
	8		Clemson (01/10/2024)
	8		Valparaiso (12/09/2023)
	8		vs South Carolina (N) (11/10/2023)
<b>FREE THROW PERCENTAGE</b>	.455	(5-11)	American (12/21/2023)
	.556	(5-9)	Boston College (01/23/2024)
	.556	(5-9)	Vermont (12/16/2023)
<b>REBOUNDS</b>	22		Valparaiso (12/09/2023)
	22		Coppin St. (11/06/2023)
<b>ASSISTS</b>	5		Coppin St. (11/06/2023)
	7		Virginia (02/19/2024)
	7		Vermont (12/16/2023)
<b>STEALS</b>	1		Duke (01/29/2024)
	2		Georgia Tech (01/27/2024)
	2		Vermont (12/16/2023)
	2		vs South Carolina (N) (11/10/2023)
<b>BLOCKED SHOTS</b>	0		at Notre Dame (02/10/2024)
	0		American (12/21/2023)
<b>TURNOVERS</b>	5		Georgia Tech (01/27/2024)
	7		at Virginia (01/17/2024)
	7		at Wake Forest (12/30/2023)
<b>FOULS</b>	11		at Virginia (01/17/2024)
	12		Miami (FL) (01/13/2024)

















**BOX SCORES**

**GAME 29: WAKE FOREST**

**GAME 30: LOUISVILLE**

**GAME 31: NOTRE DAME**

**GAME 32: ACC TOURNAMENT**



**0**  
**HUNTER CATTOOR**  
 GR. • G • 6-3 • 200  
 ORLANDO, FLA.  
 BISHOP MOORE



**2**  
**MJ COLLINS**  
 SO. • G • 6-4 • 195  
 CLOVER, S.C.  
 COMBINE ACADEMY



**3**  
**SEAN PEDULLA**  
 JR. • G • 6-1 • 195  
 EDMOND, OKLA.  
 EDMOND MEMORIAL



**4**  
**MEKHI LONG**  
 GR. • F • 6-7 • 200  
 BRYANS ROAD, MD.  
 OLD DOMINION



**5**  
**PATRICK WESSLER**  
 R-FR. • C • 7-0 • 255  
 MATTHEWS, N.C.  
 COMBINE ACADEMY



**10**  
**BRANDON RECHSTEINER**  
 FR. • G • 6-1 • 185  
 ACWORTH, GA.  
 ETOWAH



**11**  
**JOHN CAMDEN**  
 R-SO. • F • 6-8 • 220  
 DOWNINGTOWN, PA.  
 BREWSTER ACADEMY



**13**  
**JAYDON YOUNG**  
 FR. • G • 6-4 • 205  
 GOLDSBORO, N.C.  
 GREENSBORO DAY SCHOOL



**15**  
**LYNN KIDD**  
 SR. • C • 6-10 • 235  
 GAINESVILLE, FLA.  
 CLEMSON



**23**  
**TYLER NICKEL**  
 SO. • G/F • 6-7 • 220  
 HARRISONBURG, VA.  
 NORTH CAROLINA



**31**  
**ROBBIE BERAN**  
 GR. • F • 6-9 • 215  
 RICHMOND, VA.  
 NORTHWESTERN



**33**  
**MICHAEL WARD**  
 SO. • G • 6-2 • 175  
 BETHESDA, MD.  
 WALT WHITMAN



**34**  
**MYLYJAEEL POTEAT**  
 SR. • F • 6-9 • 265  
 REIDSVILLE, N.C.  
 RICE



**55**  
**CONNER VENABLE**  
 FR. • G • 6-3 • 190  
 WASHINGTON, D.C.  
 THE HEIGHTS SCHOOL



**MIKE YOUNG**  
 HEAD COACH  
 5TH SEASON



**J.D. BYERS**  
 ASSISTANT COACH  
 1ST SEASON



**KEVIN GILTNER**  
 ASSISTANT COACH  
 5TH SEASON



**CHRISTIAN WEBSTER**  
 ASSISTANT COACH  
 8TH SEASON