



VIRGINIA TECH

2021-22 MEN'S BASKETBALL



12 NCAA APPEARANCES / 13 NIT APPEARANCES (2 CHAMPIONSHIPS) /
17 ALL-ACC SELECTIONS / 10 ALL-AMERICANS / 20 NBA DRAFT PICKS

GAME 33

THE MATCHUP

VIRGINIA TECH HOKIES

20-12, 11-9 ACC

Head Coach: Mike Young (Emory & Henry, 1986)
Record at Virginia Tech: 51-35 (3rd Season)
Career Record: 350-279 (20th Season)
vs. Notre Dame: 3-2 (3-1 at VT)

VS

NOTRE DAME FIGHTING IRISH

22-9, 15-5 ACC

Head Coach: Mike Brey (George Washington, 1982)
Record at Notre Dame: 470-257 (22nd Season)
Career Record: 569-309 (27th Season)
vs. Virginia Tech: 9-6

GAME 33 | VIRGINIA TECH vs. NOTRE DAME - MARCH 10, 2022 | 7PM | ESPN2 | BROOKLYN, N.Y. | BARCLAYS CENTER (19,000)

BROADCAST INFORMATION

TV | ESPN2

Dave O'Brien, PxP
Cory Alexander, Analyst
Andraya Carter, Sideline

VIDEO STREAM

ESPN.com and ESPN app

RADIO | VT Sports Network

Tim Bickford, PxP
Mike Burnop, Analyst

LIVE STATS

stats.hokiesports.com



@HokiesMBB

@NDmbb

PROJECTED STARTERS

Virginia Tech	Ht.	Wt.	Yr.	Hometown	PPG	RPG	Other
G 5 Storm Murphy	6-0	185	Gr.	Middleton, Wis.	7.8	1.8	15 points vs. Clemson in 2nd round
G 0 Hunter Cattoor	6-3	200	Jr.	Orlando, Fla.	9.6	4.1	Tied school record with 9 3FG at FSU
G 4 Nahiem Alleyne	6-4	195	Jr.	Buford, Ga.	10.0	2.9	Scored double figures in 6/last 10
F 25 Justyn Mutts	6-7	230	Gr.	Millville, N.J.	10.3	7.6	Triple-dbl vs. Syracuse (12p, 14r, 11a)
F 22 Keve Aluma	6-9	235	r-Sr.	Berlin, Md.	15.5	6.7	2x All-ACC 2nd Team honoree

Notre Dame	Ht.	Wt.	Yr.	Hometown	PPG	RPG	Other
G 0 Blake Wesley	6-5	185	Fr.	South Bend, Ind.	14.8	3.6	All-ACC 2nd Team, All-Rookie Team
G 3 Prentiss Hubb	6-3	176	Sr.	Upper Marlboro, Md.	8.6	3.1	ACC's active leader in career assists
G 23 Dane Goodwin	6-4	202	Sr.	Upper Arlington, Ohio	14.0	4.8	All-ACC 3rd Team; 44.8 3FG%
F 20 Paul Atkinson Jr.	6-9	230	Gr.	West Palm Beach, Fla.	12.6	7.1	All-ACC Honorable Mention
F 14 Nate Laszewski	6-10	235	Sr.	Jupiter, Fla.	9.1	6.5	46.8 3FG% (51-109)

KEY STORYLINES

THE SERIES

- Tech enters Thursday's matchup winners in five of the last six meetings, including the last three.
- The Hokies trail in the all-time series, 9-7.
- Tech and Notre Dame have only matched up once in the ACC Tournament. The No. 10 seed Irish defeated the No. 7 seed Hokies, 71-65, in the second round of the 2018 event.
- Justyn Mutts (24) and Nahiem Alleyne (22) combined for 46 points in Tech's 79-73 win over Notre Dame on Jan. 15 in Blacksburg.
- Mike Young is 3-1 against Notre Dame as head coach of the Hokies.

A WIN WOULD...

- Mark the Hokies' 11th win in their last 13 outings.
- Improve Coach Young to 4-1 against Notre Dame as head coach of the Hokies.
- Be Tech's first over the Irish in the ACC Tournament.
- Move the Hokies to 4-8 all-time in the quarterfinals of the ACC tournament.
- Advance Tech to the semifinals of the ACC tournament for just the fourth time (2007, 2008, 2011).
- Be the Hokies' first quarterfinal win in the ACC Tournament since they beat No. 3 seed Florida State 52-51 in 2011.
- End ND's seven-game streak of winning its first

game of the ACC tourney.

HOKIE HEADLINES

- Behind Darius Maddox's second game-winner in the last four games, the Hokies advanced to the quarterfinals of the ACC Tournament. Maddox also nailed the go-ahead 3-pointer at Miami on Feb. 26.
- Keve Aluma, a two-time All-ACC Second Team selection, led Tech with a game-high 19 points and 10 rebounds for his seventh double-double of the season.
- Storm Murphy connected on 5 of 9 from the field on his way to 15 points. It was his first double-digit outing since Feb. 5 at Pitt (20 pts).

2021-22 SCHEDULE

RECORD	20-12
ACC	11-9
NON-CONFERENCE	8-3
HOME	11-4
AWAY	7-6
NEUTRAL	2-2

Date	Opponent	TV	Time/Result
11/9	Maine	ACCNX	W, 82-47
11/12	at Navy ¹	CBSSN	W, 77-57
11/15	Radford	ACCNX	W, 65-39
11/18	St. Francis (Pa.)	ACCN	W, 85-55
11/21	Merrimack	RSN	W, 72-43
11/24	#9 Memphis ²	ESPN2	L, 61-69
11/26	#25 Xavier ²	ESPN2	L, 58-59

12/1	at Maryland ³	ESPN2	W, 62-58
12/4	Wake Forest [*]	ACCN	L, 61-80
12/8	Cornell	ACCN	W, 93-60
12/12	at Dayton	ESPN2	L, 57-62
12/17	St. Bonaventure ⁴	ESPN2	W, 86-49
12/22	at #2 Duke [*]	ESPN2	L, 65-76
12/29	at North Carolina [*]	ESPN2	PPD

1/1	Pittsburgh [*]	ESPNU	PPD
1/4	NC State [*]	ACCN	L, 63-68
1/12	at Virginia [*]	ESPN2	L, 52-54
1/15	Notre Dame [*]	ACCN	W, 79-73
1/19	at NC State [*]	ACCN	W, 62-59
1/22	at Boston College [*]	RSN	L, 63-68
1/24	at North Carolina [*]	ACCN	L, 68-78
1/26	Miami [*]	ACCN	L, 75-78
1/29	at Florida State [*]	ABC	W, 85-72

2/2	Georgia Tech [*]	ACCN	W, 81-66
2/5	at Pittsburgh [*]	ACCN	W, 76-71
2/7	Pittsburgh [*]	ACCN	W, 74-47
2/12	Syracuse [*]	ESPN2	W, 71-59
2/14	Virginia [*]	ESPN	W, 62-53
2/19	North Carolina [*]	ESPN2	L, 57-65
2/23	at Georgia Tech [*]	ACCN	W, 62-58
2/26	at Miami [*]	RSN	W, 71-70

3/1	Louisville [*]	ESPN2	W, 75-43
3/5	at Clemson [*]	RSN	L, 59-63
3/9	Clemson ⁵	ESPN2	W, 76-75 (OT)
3/10	Notre Dame ⁵	ESPN2	7 PM

All Times Eastern

* - ACC Game

1 - Veterans Classic (Annapolis, Md.)

2 - NIT Season Tip-Off (Brooklyn, N.Y.)

3 - Big Ten/ACC Challenge (College Park, Md.)

4 - Basketball Hall of Fame Shootout (Charlotte, N.C.)

5 - New York Life ACC Tournament (Brooklyn, N.Y.)

CONTACT INFO

Brian Cox | Phone: (540) 250-0624

Email: bcox90@vt.edu

Associate AD, Creative Communications

Will Copeland | Phone: (757) 814-0930

Email: cwil199@vt.edu

Creative Communications Coordinator

QUICK FACTS

THE BASICS

University Name: Virginia Tech
 Location: Blacksburg, Va.
 Founded: 1872
 Enrollment: 37,000
 President: Dr. Timothy Sands
 Director of Athletics: Whit Babcock
 Nickname: Hokies
 Mascot: HokieBird
 Colors: Chicago Maroon and Burnt Orange
 Affiliation: NCAA Division I
 Conference: Atlantic Coast (18th Season)

COURT FACTS

Carilion Clinic Court at Cassell Coliseum
 Normal Capacity: 8,925
 Record in Arena: 635-208
 Largest Crowd: 11,500 (vs. Purdue, Dec. 3, 1966)

INFORMATION

2020-21 Record: 15-7
 Home/Away/Neutral: 10-2/3-3/2-2
 Conference Record: 9-4
 Home/Away: 6-1/3-3
 Conference Finish: 3rd
 Conference Tournament: Lost in quarterfinals
 Starters Returning/Lost: 3/2
 Letterwinners Returning/Lost: 7/5
 Newcomers: 6

Total seasons: 114
 First season: 1908-09
 All-Time Record: 1,515-1,255
 All-Time ACC Record: 138-169
 All-Time ACC Tournament Record: 11-17
 ACC Championship Game Appearances: 0
 NCAA Tournament Appearances (Last): 12 (2021)
 All-Time NCAA Record: 8-12



MEDIA INFORMATION

CREDENTIALS

Outlets interested in obtaining credentials to cover Virginia Tech basketball home games must apply for credentials via: media.hokiesports.com/credentials.

You may also email: bcox90@vt.edu.

All credentials for Virginia Tech home games this season will be issued on a single-game basis, and media seating is extremely limited.

INTERVIEW POLICY

During ACC play, Mike Young conducts weekly media press conferences, via Zoom. To request the Zoom link for a particular week, please email Brian Cox (bcox90@vt.edu).

Gamedays: Coach Mike Young and requested players will be available to the media following a 10-minute cooling off period after the game. For home games, interviews of Coach Young and players will be conducted in-person in the Cassell Coliseum media center.

Non-Gamedays: All coach and player interview requests need to be arranged through the Virginia Tech Creative Communications Office - contact Brian Cox (c. 540-250-0624; e. bcox90@vt.edu). Players and coaches should not be contacted directly under any circumstances.



2021-22 VIRGINIA TECH NUMERICAL ROSTER

No.	Name	Cl.	Pos.	Ht.	Wt.	Hometown	Previous School
0	Hunter Cattoor	Jr.	G	6-3	200	Orlando, Fla.	Bishop Moore
1	David N'Guessan	So.	F	6-9	205	De Lier, The Netherlands	Mt. Zion Prep
3	Sean Pedulla	Fr.	G	6-1	190	Edmond, Okla.	Edmond Memorial
4	Nahiem Alleyne	Jr.	G	6-4	195	Buford, Ga.	Mountain View
5	Storm Murphy	Gr.	G	6-0	185	Middleton, Wis.	Wofford
10	Camden Johnson	Fr.	G	6-1	175	Waxhaw, N.C.	Metrolina Christian Academy
11	Jalen Haynes	Fr.	F	6-8	250	Ft. Lauderdale, Fla.	Montverde Academy
13	Darius Maddox	So.	G	6-5	185	Bowie, Md.	Oak Hill Academy
14	Ben Varga	Fr.	G	5-10	170	Louisville, Ky.	St. Xavier
15	Lynn Kidd	So.	C	6-10	240	Gainesville, Fla.	Clemson
21	John Ojiako	Jr.	C	6-10	245	Lagos, Nigeria	Admiral Farragut (Fla.)
22	Keve Aluma	r-Sr.	F	6-9	235	Berlin, Md.	Wofford
25	Justyn Mutts	Gr.	F	6-7	230	Millville, N.J.	Delaware

COACHING & SUPPORT STAFF

Head Coach: Mike Young (Emory & Henry, 1986)
Record at VT: 51-35 (3rd Year)
Overall Record: 350-279 (20th Year)
Associate Head Coach: Mike Jones (1st Year)
Assistant Coach: Christian Webster (6th Year)
Assistant Coach: Kevin Giltner (3rd Year)
Chief of Staff: Stephanie Ballein (3rd Year)
Special Assistant for Recruiting: Matt Olinger (3rd Year)
Director of Player Personnel: Ryan Nadeau (4th Year)
Special Assistant to the Head Coach: Ace Custis (3rd Year)
Strength & Conditioning: David Jackson (14th Year)
Athletic Trainer: Hisham Ziyout (3rd Year)

PRONUNCIATION GUIDE

Hunter Cattoor	cuh-TOUR
David N'Guessan	GUH-sahn
Sean Pedulla	puh-DOOL-uh
Nahiem Alleyne	nah-HEEM ah-LEAN
Jalen Haynes	JAY-lin HAY-nes
Ben Varga	VAR-guh
John Ojiako	oh-GEE-ah-koh
Keve Aluma	kev-AYE ah-LOU-muh
Justyn Mutts	JUST-in

ROSTER BY CLASS

Freshmen (4)	Sophomores (3)	Juniors (3)	Seniors (3)
Jalen Haynes	Lynn Kidd	Nahiem Alleyne	Keve Aluma*
Camden Johnson	Darius Maddox	Hunter Cattoor	Storm Murphy^
Sean Pedulla	David N'Guessan	John Ojiako	Justyn Mutts^
Ben Varga			

* = Redshirt

^ = Graduate Student

SOCIAL



BY THE NUMBERS

20

The 2021-22 season is the **20th** of Mike Young's head coaching career. He has logged a 350-279 (.556) career record as the head whistle.

10

The Hokies have won **10** of their last 12 games. Tech has advanced to the quarterfinals of the ACC Tournament for the 12th time in program history.

3

According to ESPN's BPI, the Hokies have the **third-best** chance to win the ACC Tournament at 11.6%. They trail only Duke (56.1%) and North Carolina (11.9%).

NOTEWORTHY

BACK IN BROOKLYN

- Virginia Tech is no stranger to playing at Barclays Center this season.
- The Hokies played two games as part of the NIT Season Tip-Off over Thanksgiving, falling to No. 9 Memphis and No. 25 Xavier. Like Tech, those two teams have been on the NCAA tournament bubble for the past couple weeks.
- "I've always tried to go [during the regular season] to the tournament host city and play," Mike Young said. "Just for the familiarity, we've been on that floor. I'm fired to be in New York and look forward to competing on Wednesday."

TOURNEY TIME

- The Hokies enter as the No. 7 seed for the third time in their ACC tournament history.
- Ironically, the other two times Tech was the seventh seed came in 2017 and 2018 when the tournament was also in Brooklyn.
- The Hokies are 2-2 as the No. 7 seed.

Year	Opponent	Round	Result
2017	#10 Wake Forest	2nd	W, 99-90
	#2 Florida State	QF	L, 68-74
2018	#10 Notre Dame	2nd	L, 65-71
2021	#10 Clemson	2nd	W, 76-75 (OT)
	#2 Notre Dame	QF	-

- Tech is 11-17 all-time in its 28 conference tournament games.
- The Hokies are 4-2 in second round games and 3-8 in quarterfinal appearances.

ALUMA AWARDED ALL-ACC AGAIN

- For the second straight season, Keve Aluma was named to the All-ACC Second Team.
- Also for the second straight season, Aluma was the top vote getter on the second team. The redshirt senior earned 192 points while NC State's Dereon Seabron collected 166 points.
- Syracuse's Buddy Boeheim was the final member of the first team with 241 points, 49 clear of Aluma.
- Last year, Aluma finished with 277 points, four behind Sam Hauser of Virginia for the final spot on the 2021 All-ACC First Team.
- Aluma averaged 15.4 points per game, which ranked 12th in the ACC. He has scored at least 20 points eight times this season and recorded a team-best six double-doubles.
- Aluma was third in the league in field-goal percentage (53.1%).

LUNARDI WATCH

- Entering this week, ESPN's Joe Lunardi has Virginia Tech in his "First Four Out." Indiana, Dayton and BYU are ahead of the Hokies in the "First Four Out."

MAKING OUR CASE

- Out of 540 teams that started 2-7 in their respective conference play since 2014, the 2021-22 Hokies are the first to finish with a winning conference record.
- Duke, North Carolina and Virginia Tech are the only three teams in the ACC that have won 9 of their last 11 games.
- Since 2014, an 11-win ACC team has never failed to make the NCAA tournament.

Sources: David Teel, Shelton Moss and @petebvt

TRIPLE-DOUBLE MUTTY

- Justyn Mutts recorded the program's second-ever triple-double with 12 points, 14 rebounds and 11 assists vs. Syracuse.
- The only other triple-double in Tech history was by Chris Clarke vs. The Citadel on Dec. 17, 2016 (13 points, 12 rebounds, 10 assists).
- He's one of three ACC players to record a triple-double this season, joining Alondes Williams of Wake Forest and Wendell Moore, Jr. of Duke.

ALUMA, MUTTS MAKE HISTORY

- When Keve Aluma and Justyn Mutts both reached 1,000 career points in the same game (Feb. 2 vs. Georgia Tech), it marked the first time a pair of teammates accomplished that feat at the Division I level since Mississippi State's Aric Holman and Lamar Peters both hit 1,000 career points in the same game against Texas A&M on March 9, 2019.

PILLAR OF THE PROGRAM

- When asked about his assessment of Hunter Cattoor and the impact on the program, Coach Young responded, "Pretty damn good. Couldn't imagine life without him. He's a pillar of this program. He's one that we have built this program with. He may not pass the eye test at times, but you know what you're going to get. He's brilliant, just a smart basketball guy."

GET IT IN THE PAINT

- In Tech's two games against Notre Dame

and NC State, the Hokies produced over 30 points in the paint, leading to two wins.

- When Tech scores 30 points in the paint, the team has a 10-3 record. The three losses were to Duke and North Carolina (twice).

ON A ROLL

- Not many in the country have played better than Keve Aluma this season.
- The redshirt senior had scored double figures in 15 straight games entering the Florida State game on Jan. 29. He scored a season-low four points against the Seminoles.
- It was the longest double-digit scoring streak by a Hokie since Zach LeDay put together 23 straight during the 2016-17 season.

MUTTS-SEE TV

- Justyn Mutts is one of the most dynamic players on the Tech roster. That was on full display vs. the Irish where Mutts dialed up a season-high 24 points. It tied for the most points he's scored in a Tech uniform (3/11/21 vs. North Carolina).
- However, rewind to Jan. 12 when he finished the UVA game with two points on 1-2 shooting, that didn't sit well with Coach Young.
- The two met prior to Thursday's (1/13) practice where Young asked Mutts what he needed of his head coach and what he could do to get Mutts going. "He's a terrific passer and he becomes so set in that and making the right pass instead of [having the mindset of] lay your ears back and go play," Young offered.
- In other words, when Mutts is the aggressor and more assertive, good things happen.

DOUBLE-DOUBLE KEVE

- Keve Aluma leads the Hokies with seven double-doubles this season.

Dbl-Dbl	Opponent	Points	Rebounds
1	vs. Memphis	14	11
2	at Maryland	17	12
3	at Duke	25	10
4	at NC State	10	11
5	at Georgia Tech	12	10
6	at Miami	18	10
7	vs. Clemson	19	10

SoCON TO ACC COACH OF THE YEAR

- For the second straight year, a head coach who previously coached in the Southern Conference has won ACC Coach of the Year honors.
- Wake Forest's Steve Forbes earned the league honor in 2022, following Mike Young's award in 2021. The two longtime friends coached at East Tennessee State and Wofford, respectively, before making the jump to the ACC.
- Here's a list of head coaches who won Coach of the Year honors in both the SoCon and the ACC: Everett Case, Murray Greason, Norm Sloan, Lefty Driesell, Terry Holland, Bobby Cremins, Mike Young, Steve Forbes.
- Young was a seven-time SoCon Coach of the Year while at Wofford (four from the coaches' vote, three from the media vote).

DEGREES ON DEGREES

- Storm Murphy and Justyn Mutts are both in grad school at Virginia Tech.
- Murphy graduated from Wofford with a finance degree in May 2021 and is currently pursuing a graduate degree in leadership studies within the Agricultural and Life Sciences program at Virginia Tech.
- Mutts graduated with a psychology degree from Delaware and completed his master's degree at Tech in agricultural and life sciences with a concentration in education in May 2021. He's currently pursuing his second master's degree in educational psychology.
- Keve Aluma earned his first undergraduate degree in human development from Virginia Tech in May 2021 and is currently working on his second undergraduate degree in sociology.

PUT THE CLAMPS ON 'EM

- Through the first five games of the season, the Hokies held each of their opponents below 60 points. Their 61.20 scoring defense average ranks second in the ACC and 16th nationally.

Rank	School	Games Played	Points Allowed	Average
1	Virginia	30	1813	60.43
2	Virginia Tech	31	1899	61.26
3	Duke	31	2046	66.00
4	Notre Dame	31	2052	66.19
5	Pitt	31	2112	68.13

- In addition to their scoring defense, the Hokies rank third in the ACC in field-goal percentage defense (.425).
- Tech held its first six opponents of the season below 40 percent shooting before Xavier shot 47.8 percent against the Hokies on Nov. 26.

TECH SIGNS NO. 26 CLASS IN THE COUNTRY

- Coach Young announced the signing of three standout recruits during the early signing period, which began on Nov. 10. The Hokies are set to welcome MJ Collins (Rock Hill, S.C.), Patrick Wessler (Matthews, N.C.) and Rodney Rice (Clinton, Md.) to Blacksburg next summer as part of Tech's 26th-ranked recruiting class according to 247Sports.



STANDINGS

TEAM	OVERALL	ACC	PCT
1. Duke	26-5	16-4	.839
2. North Carolina	23-8	15-5	.742
Notre Dame	22-9	15-5	.710
4. Miami	22-9	14-6	.710
5. Wake Forest	23-8	13-7	.742
6. Virginia	18-12	12-8	.600
7. Virginia Tech	19-12	11-9	.613
8. Florida State	17-13	10-10	.567
9. Syracuse	15-16	9-11	.484
10. Clemson	16-15	8-12	.516
11. Louisville	12-18	6-14	.400
12. Boston College	11-19	6-14	.367
13. Pitt	11-20	6-14	.355
14. Georgia Tech	12-19	5-15	.387
15. NC State	11-20	4-16	.355

PREDICTED ORDER OF FINISH

TEAM (FIRST-PLACE VOTES)	POINTS
1. Duke (47)	1132
2. Florida State (14)	1034
3. North Carolina (5)	1001
4. Virginia (9)	949
5. Virginia Tech (5)	857
6. Louisville (1)	791
7. Syracuse	781
8. Notre Dame	599
9. NC State	555
10. Georgia Tech	524
11. Clemson	430
12. Miami	428
13. Wake Forest	274
14. Pitt	253
15. Boston College	112

PRESEASON ALL-ACC TEAM

First Team

Buddy Boenheim, Syracuse
Keve Aluma, Virginia Tech
 Paolo Banchemo, Duke
 Armando Bacot, North Carolina
 Isaiah Wong, Miami (Fla.)

Second Team

Michael Devoe, Georgia Tech
 Kihei Clark, Virginia
 Prentiss Hubb, Notre Dame
 Mark Williams, Duke
 Wendell Moore Jr., Duke
 Malik Williams, Louisville
 Caleb Love, North Carolina

PRESEASON ACC PLAYER OF THE YEAR

Paolo Banchemo, Duke

PRESEASON ACC FRESHMAN OF THE YEAR

Paolo Banchemo, Duke



REUNITED IN BLACKSBURG

- Keve Aluma, Storm Murphy and Coach Young spent two seasons (2017-19) together at Wofford, highlighted by their 2018-19 season that included a first-round win (84-68) over Seton Hall in the 2019 NCAA Tournament.
- Upon Aluma's and Young's departure from Wofford, Murphy stuck around in Spartanburg, South Carolina, guiding the Terriers to a 34-25 record.
- While together at Wofford, the trio combined for a 51-18 (.739) mark.

WHO IS THIS GUY?

- Keve Aluma only attempted one 3-pointer in his two seasons at Wofford. In Coach Young's words, "it wasn't even close."
- Fast forward two seasons and Aluma has become a post player with range from beyond the arc. He attempted 57 threes in his Hokie debut in 2020-21, knocking down 20 of them for a 35.1 percent clip.
- After going 2-16 through Tech's first eight games this season, Aluma knocked down four of his seven attempts from long range vs. Wake Forest.

JUSTYN TIME

- Coach Young has gone on record saying, "Justyn Mutts was probably the key to our year last year."
- The Delaware transfer was the Hokies' fourth-leading scorer from last season (9.5) and second-leading rebounder (6.4).
- From Dec. 29, 2020 through the end of the season, Mutts scored at least nine points in 11 of Tech's 14 games. The Millville, New Jersey native twice broke the 20-point plateau - at Miami (Fla.) (22) and vs. North Carolina (24) - during that stretch.

LOGGING THE MINUTES

- Storm Murphy logged 3,723 minutes in his career entering this season, which is the 16th-most of anyone in the country returning for 2021-22.
- He ranked ninth in that category among point guards.

Rk	Name	School	Minutes
1	Jacob Gilyard	Richmond	4,372
2	Jordan Bohannon	Iowa	4,304
3	Jahlil Jenkins	Stony Brook	4,287
4	Marreon Jackson	Arizona State	4,158
5	Jarrold West	Louisville	4,096
6	Holland Woods	Grand Canyon	3,973
7	Pinky Wiley	Hampton	3,917
8	Kevin Johnson	UIC	3,793
9	Storm Murphy	Virginia Tech	3,723
10	Geo Baker	Rutgers	3,686

GOOD THINGS COME IN THREES

- Tech has three fifth-year seniors on its roster in Keve Aluma, Storm Murphy and Justyn Mutts.

- They have combined for 10,728 minutes played, 392 games played and 3,783 points scored.

ALUMA-NATING

- After sitting out the 2019-20 season due to NCAA transfer policy, Keve Aluma bursted onto the scene in Blacksburg.
- He has steadily expanded his game to the point where he led the Hokies in multiple categories last season.

Stat	Total	Team Rank
Games Started	22	T1st
Field Goals Made	118	1st
Free Throws Made	78	1st
Points	334	1st
Rebounds	174	1st
Blocks	29	1st
Minutes	674	1st

IT'S IN THE NAME

- Storm Murphy's first name comes from his Mom's maiden name - Storm, in addition to being born in January during a snowstorm in Wisconsin.

TRACKING THE TREY

- Coach Young's last four teams at Wofford all finished inside the top 10, nationally, in 3-point field-goal percentage.
- With the additions of Storm Murphy and Sean Pedulla, Tech will look to make a big jump in this category in 2021-22.

Season	School	3FG%	Rank
2021-22	Virginia Tech	38.8	4th
2020-21	Virginia Tech	35.4	95th
2019-20	Virginia Tech	35.2	81st
2018-19	Wofford	41.4	2nd
2017-18	Wofford	41.3	5th
2016-17	Wofford	40.3	7th
2015-16	Wofford	40.8	8th

ELITE CHARGE TAKER CATTOOR

- Junior guard Hunter Cattoor drew a charge at North Carolina, running his season total to 11 charges drawn for the season. ~ h/t David Cunningham



The 2021-22 season marks the 20th for Mike Young as a head coach.

SPECIALTY STAT TRACKER

Opponent	Off TOs	Paint	2nd Chance	FB	Bench
Maine	22	42	8	2	36
at Navy	19	36	9	6	10
Radford	12	26	6	1	18
St. Francis (Pa.)	10	40	17	7	34
Merrimack	16	24	10	4	23
vs. Memphis	3	20	7	9	5
vs. Xavier	21	24	3	4	10
at Maryland	12	20	15	3	9
Wake Forest	10	28	6	4	7
Cornell	18	40	13	7	36
at Dayton	19	26	12	7	11
vs. St. Bonaventure	16	26	13	3	24
at Duke	13	36	8	4	2
NC State	12	28	11	4	7
at Virginia	3	20	2	3	2
Notre Dame	9	32	6	0	3
at NC State	11	34	13	7	17
at Boston College	11	26	4	2	8
at North Carolina	7	36	10	2	6
Miami	8	20	8	3	23
at Florida State	16	20	7	0	32
Georgia Tech	14	36	9	10	16
at Pittsburgh	17	20	9	2	17
Pittsburgh	9	30	6	4	24
Syracuse	17	26	4	11	14
Virginia	6	26	4	2	9
North Carolina	11	34	10	0	15
at Georgia Tech	17	26	14	6	25
at Miami	15	36	11	0	30
Louisville	28	32	13	8	26
at Clemson	10	16	7	4	13
Clemson	2	26	6	3	23
Notre Dame					
Total +/-	+30	+58	+43	-76	+6
Season Highs	28	42	17	11	36

FAST BREAK

Tech has registered **two** wins over Top-5 programs under head coach Mike Young - most recently an 81-73 win over No. 3 Villanova on Nov. 28, 2020.

THIS IS HOME

- Shout-out to David Cunningham of Tech Sideline for the below excerpt from an interview he had with Justyn Mutts.



MOMENTUM ON OUR SIDE

- With its third-place finish in the regular-season standings in 2020-21, Tech has finished in the top five of the ACC two of the last three seasons.
- Placing third tied for the highest ACC finish in school history as the Hokies tied for third in 2006-07 and 2009-10.
- If Tech can post a top-five ACC finish this season, it would mark the third time in four years accomplishing that feat.

Season	Head Coach	Record (Conf.)	Finish
2018-19	Buzz Williams	26-9 (12-6)	5th
2019-20	Mike Young	16-16 (7-13)	T10th
2020-21	Mike Young	15-7 (9-4)	3rd
2021-22	Mike Young	20-12 (11-9)	7th

- The Hokies charted five top-five ACC finishes in seven years from 2004-05 to 2011-12.

HOKIES IN PRIMETIME

- If you're a night owl, then the Hokies' 2021-22 schedule will be right up your ally.
- Tech is set to appear in at least 11 games this season with an official start time of 8 p.m. or later. Seven of those games will tip at 9 p.m. or later.

PROGRAM WIN NO. 1,500

- Virginia Tech earned its 1,500th program win Nov. 21 vs. Merrimack, becoming the 90th men's basketball program in Division I history to achieve the mark.
- Tech joined ACC counterparts North Carolina, Duke, Syracuse, Notre Dame, NC State, Louisville, Virginia, Pitt and Wake Forest as the 10 conference programs that have reached the milestone.

NATIONAL POLLS

ASSOCIATED PRESS POLL

Updated: March 7

Rank	School	Record	Points
1	Gonzaga (52)	24-3	1514
2	Arizona (6)	28-3	1435
3	Baylor (3)	26-5	1402
4	Auburn	27-4	1331
5	Kentucky	25-6	1306
6	Kansas	25-6	1170
7	Duke	26-5	1100
8	Villanova	23-7	1096
9	Tennessee	23-7	967
	Purdue	25-6	967
11	Providence	24-4	951
12	Wisconsin	24-6	857
13	UCLA	23-6	737
14	Texas Tech	23-8	730
15	Arkansas	24-7	687
16	Illinois	22-8	612
17	Saint Mary's	24-6	506
18	Houston	26-5	502
19	Murray State	30-2	424
20	UConn	22-8	370
21	USC	25-6	279
22	Texas	21-10	216
23	Colorado State	24-4	194
24	Iowa	22-9	189
25	North Carolina	23-8	56

Receiving Votes: Boise State 49, South Dakota State 32, Memphis 26, San Diego State 24, LSU 22, Loyola Chicago 16, Ohio State 16, Seton Hall 9, San Francisco 9, Rutgers 8, Alabama 7, Notre Dame 4, Vermont 3, Longwood 1, Davidson 1

Dropped from Rankings: Ohio State 23, Alabama 25

USA TODAY COACHES' POLL

Updated: March 7

Rank	School	Record	Points
1	Gonzaga (27)	24-3	790
2	Arizona (2)	28-3	744
3	Baylor (2)	26-5	706
4	Auburn (1)	27-4	704
5	Kentucky	25-6	676
6	Kansas	25-6	606
7	Duke	26-5	603
8	Villanova	23-7	548
9	Purdue	25-6	521
10	Providence	24-4	512
11	Tennessee	23-7	476
12	Wisconsin	24-6	460
13	UCLA	23-6	376
14	Texas Tech	23-8	361
15	Illinois	22-8	359
16	Arkansas	24-7	341
17	Saint Mary's	24-6	256
18	Houston	26-5	255
19	Murray State	30-2	223
20	UConn	22-8	216
21	USC	25-6	204
22	Texas	21-10	124
23	Iowa	22-9	94
24	Colorado State	24-4	58
25	Ohio State	19-10	36

Receiving Votes: Boise State 26, North Carolina 20, Notre Dame 16, Seton Hall 14, Michigan State 13, Alabama 11, Wake Forest 10, South Dakota State 7, San Francisco 6, Loyola Chicago 6, Marquette 6, San Diego State 5, Memphis 4, LSU 3, Creighton 2, Rutgers 1, Iowa State 1

Dropped from Rankings: Alabama 24, Michigan State 25

TRACKING TECH

	AP	Coaches
Preseason	RV	RV
11/15	RV	-
11/22	RV	RV
11/29	RV	-
12/6	-	-
12/13	-	-
12/20	RV	-
12/27	-	-
1/3	-	-
1/10	-	-
1/17	-	-
1/24	-	-
1/31	-	-
2/7	-	-
2/14	-	-
2/21	-	-
2/28	-	-
3/7	-	-
3/14	-	-
Final	-	-

Ratings Tracker (through March 9)

ESPN.com BPI	21
KenPom.com	31
NCAA NET Rankings	37
Sagarin	36

Virginia Tech's "Best" NET Wins:

- 50 - Notre Dame
- 59 - Miami
- 77 - Virginia
- 84 - Clemson
- 85 - St. Bonaventure
- 89 - Maryland
- 94 - Syracuse



NOTEWORTHY

STORM WARNING

- Grad student Storm Murphy takes over the reins at point guard following the graduation of Wabissa Bede.
- The Wofford transfer averaged 17.8 points, 3.3 rebounds and 4.3 assists last season. He was one of only 11 players to average that stat line or better nationally.
- Murphy tallied double figures in 21 of 24 contests, including 10 20-point performances, and dished over five assists on eight occasions.
- He concluded his Wofford career with 1,315 points to finish 24th on the program's all-time scoring list.
- The First-Team All-SoCon selection will provide a scoring threat from outside, as he shot 40 percent from three last season.
- Murphy knocked down 70 3-pointers a year ago. In comparison, Bede connected on 12 with a 24.5 percent clip.

DANCIN' IN YEAR TWO

- In previous seasons in Virginia Tech history, the fastest head coach to make the NCAA Tournament was in Year Three. Those Hokies were Howie Shannon, Charlie Moir and Buzz Williams.
- Therefore, with Mike Young doing so in Year Two, he became the fastest Tech coach to make The Dance.

HOKIE CENSUS

- Tech has 13 players on the squad who represent eight states and two international countries (Netherlands, Nigeria).
- Florida leads the way with three players – Hunter Cattoor, Lynn Kidd and Jalen Haynes – while Maryland has two players – Keve Aluma and Darius Maddox.

BOUNCEBACK MENTALITY

- Tech doesn't lose back-to-back games as it did against Memphis and Xavier, often.
- Young and the Hokies were 5-1 last season after a loss with their lone back-to-back losing skid coming at the end of the season to North Carolina in the ACC Tournament and Florida in the NCAA Tournament.
- In 2019-20, Young had five wins following a loss.

50 SPOT

- Tech shot over 50 percent in a game five times during the 2020-21 season - going 5-0.
- Since Young got to Blacksburg, the Hokies are 21-2 in contests shooting 50 percent or greater - only losses: vs. BYU (11/27/19) and vs. Miami (1/26/22).
- Since the 2010-11 season, Tech is 92-13 when shooting 50 percent or better.

LEADING AT THE BREAK

- Over the last two seasons, Tech is 28-6 when leading at halftime, with two of the losses coming against North Carolina and Florida to end the 2020-21 season.
- The Hokies are 41-10 in the Mike Young era when up at half.

GREEN-LIGHTED FROM THREE

- With the potential lineup of Storm Murphy, Hunter Cattoor, Nahiem Alleyne, Justyn Mutts and Keve Aluma, all five of those players have the green light from distance.
- The last team Coach Young had with this type of threat from deep was his 2018-19 Wofford squad, which ranked second nationally in 3-point accuracy (41.4). The Terriers finished 30-5 that season, including an unbeaten mark in SoCon action, and reached the second round of the 2019 NCAA

Tournament.

RANKED WINS BECOMIN' COMMON


- Tech had four ranked wins last season, tying the most-ever in school history (set 2017-18).

REACH OUR POTENTIAL

- When asked how he'd define success for this season, Coach Young expressed he wanted the Hokies to reach their potential.
- "That will be a real success for me," he said, "And I'll get back to the mountains of North Carolina this spring and fish with a big smile on my face."

PREGAME VIBES

- Curious what Mike Young may listen to in the locker room pregame? During the Dec. 7 airing of Packer and Durham, Young pointed out he and David Jackson (Tech's strength and conditioning coach) listen to Pearl Jam, Bruce Springsteen and Rolling Stones prior to the team returning to the locker room.



CASSELL COLISEUM - RENDERING OF PROPOSED \$75 MILLION-PLUS RENOVATION OF VIRGINIA TECH'S HOME VENUE

REACH FOR EXCELLENCE


- Virginia Tech announced on April 20, 2021 a \$400 million fundraising campaign to propel Hokie sports to the forefront of the Atlantic Coast Conference, prepare generations of student-athletes for success in life, and raise the university's profile nationwide.
- The campaign will leverage the momentum of recent successes on the field and in fundraising, such as adding about 10,000 more Hokie Club members in the past five years and opening the Student-Athlete Performance Center, thanks to a record gift. Still, leaders acknowledged that the athletics enterprise needs an infusion of revenue in order to compete at the top of the ACC.
- The budget increase will support athletics in three primary areas: facilities, coaching, and the student-athlete experience.



- The Reach for Excellence campaign has five main pillars, which are:
 - A football enhancement fund to build a program that consistently competes at the top of the ACC, by allotting \$30 million over time for recruiting, assistant coaches' salaries, quality-control coaches, player development, and capital needs.
 - Renovations to improve Cassell Coliseum, with at least \$50 million to be raised privately.
 - The Drive for 25 initiative to increase Hokie Club membership to 25,000 and raise \$20 million annually for student-

athlete scholarships.

- Striving for comprehensive excellence for all sports by providing operating expenses, facility improvements, nutritional and strength and conditioning programs, and more.
- Increasing the number of student-athlete scholarship endowments to expand capacity to support students and broaden reach in recruiting.
- When it's filled with nearly 10,000 fans cheering the Hokies to victory in the last seconds of a basketball game, Cassell Coliseum is an amazing sight. But when it's empty, the home of Virginia Tech basketball, volleyball, and wrestling shows its age. Built in the early 1960s, the Coliseum is due for an extensive renovation.
- Plans call for a completely redesigned experience, including:
 - A new glass entrance along Washington Street
 - Extended concourse areas along both sides to allow fans easier access to different sections of the coliseum
 - The addition of high-end premium seating areas, including club seating and luxury suites on both sides
- This much-needed \$75 million-plus project, helped by at least \$50 million in private support, would create one of the best home venues in the ACC.



“HOKIE TRACKS”



COMMENTS THAT LEFT AN IMPRESSION

“This team isn't getting the same amount of attention as other teams in the ACC, but it's likely going to start three fifth-year seniors and two juniors. That type of experience can't be understated.”

- **Jon Rothstein, College Hoops Today**

“Keep an eye baby on the Hokies.”

- **Dick Vitale, ESPN**

“Just so good to have him here. He affects a lot of things. He affects the energy of practice, he affects the winning culture and he's been a part of a lot of winning. I've so thoroughly enjoyed coaching him for his first two years. He's a star. You'll see him coming here in a second and he'll look like your paper boy [...].”

- **Mike Young on Storm Murphy**

“He has as high a basketball IQ as I've been around in 36 years. He's a dynamic athlete. He came to us as a good basketball player, but he's grown by leaps and bounds through his game, his ability to shoot, his ability to make plays off the bounce. [...] Justyn Mutts was probably the key to our year last year. As good as Keve was, as good as Wabissa Bede was. Justyn Mutts is a difference maker.”

- **Mike Young on Justyn Mutts**

2021-22 RANKING SUMMARY

Statistic	National Conference		Value	National Leader	Value	Conference	
	Rank	Rank				Leader	Value
3-pt Field Goal Attempts (350 ranked)	103	6	713	Eastern Ky.	1,029	Wake Forest	765
Assist Turnover Ratio (350 ranked)	38	6	1.31	Iowa	1.76	Duke	1.67
Assists Per Game (349 ranked)	81	4	14.4	Arizona	20.1	Duke	17.2
Blocked Shots Per Game (350 ranked)	162	9	3.3	Auburn	7.9	Duke	5.5
Defensive Rebounds per Game (350 ranked)	302	12	23.45	Gonzaga	32.48	North Carolina	29.03
Fewest Fouls (350 ranked)	56	5	446	Western Ky.	350	Notre Dame	395
Fewest Turnovers (350 ranked)	61	7	342	New Hampshire	254	Virginia	294
Field-Goal Percentage (350 ranked)	46	4	46.7	South Dakota St.	52.6	Wake Forest	48.9
Field-Goal Percentage Defense (350 ranked)	134	3	42.5	Houston	37.2	Duke	41.3
Free Throw Attempts (350 ranked)	337	15	389	Arkansas	709	Pittsburgh	630
Free Throws Made (350 ranked)	323	15	290	Arkansas	531	North Carolina	442
Free-Throw Percentage (350 ranked)	76	5	74.6	Villanova	82.5	North Carolina	77.0
Offensive Rebounds Per Game (350 ranked)	270	12	8.65	South Carolina St.	15.20	NC State	11.84
Personal Fouls Per Game (350 ranked)	29	5	14.4	Western Ky.	11.3	Notre Dame	12.7
Rebound Margin (350 ranked)	137	6	1.7	Kentucky	10.1	North Carolina	7.6
Scoring Defense (350 ranked)	16	2	61.3	North Texas	55.6	Virginia	60.4
Scoring Margin (350 ranked)	50	3	8.4	Gonzaga	23.3	Duke	14.4
Scoring Offense (350 ranked)	213	10	69.6	Gonzaga	88.3	Duke	80.4
Steals Per Game (350 ranked)	293	13	5.3	Abilene Christian	11.3	Miami (FL)	8.8
Three Pt FG Defense (350 ranked)	136	5	32.7	UC Irvine	25.3	Duke	30.2
Three-Point Field Goals Per Game (350 ranked)	42	2	8.9	VMI	12.5	Notre Dame	9.2
Three-Point Field-Goal Percentage (350 ranked)	4	1	38.8	South Dakota St.	45.1	Virginia Tech	38.8
Total 3-point FGM (350 ranked)	42	2	277	Furman	392	Notre Dame	286
Total Assists (350 ranked)	66	4	447	Arizona	622	Duke	533
Total Blocks (350 ranked)	143	9	101	Auburn	246	Duke	169
Total Rebounds (350 ranked)	261	13	995	Arizona	1,294	North Carolina	1,228
Total Rebounds Per Game (350 ranked)	312	13	32.10	Buffalo	42.69	North Carolina	39.61
Total Steals (350 ranked)	279	13	165	LSU	346	Miami (FL)	274
Turnover Margin (338 ranked)	102	5	1.2	Abilene Christian	9.0	Miami (FL)	4.3
Turnovers Forced (350 ranked)	220	6	12.26	Abilene Christian	21.79	Florida St.	14.70
Turnovers Per Game (350 ranked)	40	7	11.0	Wisconsin	8.6	Miami (FL)	9.6
Won-Lost Percentage (350 ranked)	118	6	61.3	Murray St.	93.8	Duke	83.9

GAMES STARTED

	Streak	21-22	Career	ACC
Hunter Cattoor	32	32	37	23
David N'Guessan	-	-	-	-
Sean Pedulla	-	-	-	-
Nahiem Alleyne	52	32	80	48
Storm Murphy	115*	32	152	20
Camden Johnson	-	-	-	-
Jalen Haynes	-	-	-	-
Darius Maddox	-	-	-	-
Ben Varga	-	-	-	-
Lynn Kidd	-	-	-	-
John Ojiako	-	-	2	2
Keve Aluma	62^	32	90	33
Justyn Mutts	53	32	103	33

* 83 games at Wofford
^ 8 games at Wofford



NON-CONFERENCE BREAKDOWN

Team	NET	Result
Maine	358	W, 82-47
at Navy	51	W, 77-57
Radford	249	W, 65-39
St. Francis (Pa.)	200	W, 85-55
Merrimack	243	W, 72-43
vs. #9/10 Memphis	65	L, 69-61
vs. #25/RV Xavier	30	L, 59-58
at Maryland	155	W, 62-58
Cornell	99	W, 93-60
at Dayton	95	L, 62-57
vs. St. Bonaventure	83	W, 86-49

Tech will play at least three times at Barclays Center this season.



Keve Aluma has notched a team-best 12 double-doubles over the last two seasons.

SEASON BREAKDOWN

TECH'S RECORD WHEN...

	2021-22
Overall	20-12
ACC	11-9
At home	11-4
On the road	7-6
At neutral sites	2-2
After a win	12-7
After a loss	7-5
In overtime	0-0
vs. ranked opponents	0-3
Winning the opening tip	14-6
Losing the opening tip	6-6
Decided by 1-4 points or OT	5-4
Decided by 5-10 points	3-6
Decided by 11-20 points	4-2
Decided by 21+ points	8-0
Leading at half	16-4
Tied at half	0-0
Trailing at half	4-8
VT shoots 50% or better	12-1
VT shoots 40-49.9%	5-7
VT shoots less than 40%	3-4
VT out-shoots opponent	18-2
Opp. out-shoots VT	2-10
Opp. shoots 40% or better	10-10
Opp. shoots less than 40%	10-2
VT out-rebounds opponent	15-2
Opp. out-rebounds VT	4-10
Rebounds are tied	1-0
VT has more FT attempts	13-4
Opp. has more FT attempts	6-8
VT makes more 3-pointers	17-6
Opp. makes more 3-pointers	3-5
VT wins turnover battle	13-6
Opp. wins turnover battle	7-6
Turnovers are tied	0-0
VT scores 100+	0-0
VT scores 90-99 points	1-0
VT scores 80-89 points	5-0
VT scores 70-79 points	9-1
VT scores 60-69 points	5-6
VT scores 50-59 points	0-5
VT scores < 50 points	0-0
Opp. scores > 99 points	0-0
Opp. scores 90-99 points	0-0
Opp. scores 80-89 points	0-1
Opp. scores 70-79 points	5-3
Opp. scores 60-69 points	2-6
Opp. scores 50-59 points	7-2
Opp. scores < 50 points	6-0
Playing on Monday	3-1
Playing on Tuesday	2-1
Playing on Wednesday	6-4
Playing on Thursday	1-0
Playing on Friday	2-1
Playing on Saturday	5-4
Playing on Sunday	1-1
In November	5-2
In December	3-3
In January	3-5
In February	7-1
In March	2-1
Playing during the day	4-5
Playing at night	16-7
Wearing White	8-4
Wearing Maroon	5-3
Wearing Orange	4-4
Wearing Gray	3-1

STARTING LINEUPS

W/L

20-12 Murphy, Cattoor, Alleyne, Mutts, Aluma

Margin of Victory/Defeat

	1	2	3	4	5	6	7	8	9	10	11-19	20+
Wins	2	-	1	2	1	1	-	-	1	-	3	9
Losses	1	1	1	1	3	-	-	2	-	1	2	-

Most First Half Points

Virginia Tech 49 at Pitt (2/5/22)
Opponents 40 vs. Notre Dame (1/15/22)

Most Second Half Points

Virginia Tech 51 vs. Saint Francis (11/18/21)
Opponents 49 at Pitt (2/5/22)

Fewest First Half Points

Virginia Tech 22 at Dayton (12/12/21)
Opponents 17, vs. Pitt (2/7/22)

Fewest Second Half Points

Virginia Tech 23 vs. Clemson (3/9/22)
Opponents 21 vs. Radford (11/15/21)

Largest Halftime Lead

Virginia Tech 27 at Pitt (2/5/22)
Opponents 8 (3x), vs. UNC (2/19/22)

Largest Margin of Victory

Virginia Tech 37 vs. St. Bonaventure (12/17/21)
Opponents 19 vs. Wake Forest (11/24/21)

MISCELLANEOUS

How 1st Points Were Scored

Layup	5
3FG	16
Jumper	7
Dunk	-
Free Throw	4
Tip-in	-

Rebounds Leader

Nahiem Alleyne	1
Keve Aluma	12
Hunter Cattoor	2
Justyn Mutts	18
David N'Guessan	2

Blocks Leader

Keve Aluma	14
Hunter Cattoor	3
Darius Maddox	2
Justyn Mutts	14
David N'Guessan	10
John Ojiako	2

15+ Rebounds

-	-
---	---

20+ Rebounds

-	-
---	---

Scored VT's 1st Points

Nahiem Alleyne	9
Keve Aluma	7
Hunter Cattoor	7
Storm Murphy	3
Justyn Mutts	6

Assists Leader

Nahiem Alleyne	4
Keve Aluma	4
Hunter Cattoor	7
Storm Murphy	13
Justyn Mutts	12
Sean Pedulla	3

10+ Points

Nahiem Alleyne	16
Keve Aluma	27
Hunter Cattoor	15
Darius Maddox	7
Storm Murphy	10
Justyn Mutts	16
David N'Guessan	2
Sean Pedulla	3

5+ Assists

Keve Aluma	1
Hunter Cattoor	3
Storm Murphy	3
Justyn Mutts	7
Sean Pedulla	1

10+ Assists

Justyn Mutts	1
--------------	---

First Off VT Bench

Darius Maddox	19
David N'Guessan	21
John Ojiako	5
Sean Pedulla	11

Steals Leader

Nahiem Alleyne	6
Keve Aluma	7
Hunter Cattoor	15
Darius Maddox	3
Storm Murphy	3
Justyn Mutts	12
David N'Guessan	3
Sean Pedulla	3

20+ Points

Nahiem Alleyne	2
Keve Aluma	8
Hunter Cattoor	2
Storm Murphy	1
Justyn Mutts	2
Sean Pedulla	1

5+ Steals

Justyn Mutts	1
--------------	---

5+ Blocks

-	-
---	---

Points Leader

Nahiem Alleyne	5
Keve Aluma	20
Hunter Cattoor	4
Darius Maddox	1
Storm Murphy	3
Justyn Mutts	4
David N'Guessan	1

30+ Points

-	-
---	---

Double-Doubles

Keve Aluma	7
Justyn Mutts	3

Triple-Doubles

Justyn Mutts	1
--------------	---

10+ Rebounds

Keve Aluma	7
Justyn Mutts	8


THE LAST TIME

LAST TIME VIRGINIA TECH...

Scored 100+ points and won	100-64, vs. Delaware State, 11/20/19
Scored 100+ points and lost	100-104 (2OT), vs. Maryland, 2/27/10
Played in OT	76-75 (OT), vs. Clemson, 3/9/22
Played in consecutive OTs	82-77 (OT), vs. UAB, 11/28/15; 79-81 (OT), vs. Northwestern, 12/1/15
Played in 2OT	79-77 (2OT), vs. North Carolina, 1/22/20
Played in 3OT	95-102 (3OT), vs. Miami (Fla.), 1/19/20
Scored 100+ points	100-64, vs. Delaware State, 11/20/19
Scored 90-99 points	93-60, vs. Cornell, 12/8/21
Scored 80-89 points	81-66, vs. Georgia Tech, 2/2/22
Scored 70-79 points	76-75 (OT), vs. Clemson, 3/9/22
Scored 60-69 points	62-58, at Georgia Tech, 2/23/22
Scored 50-59 points	59-63, at Clemson, 3/5/22
Scored 40-49 points	47-24, at No. 23/22 NC State, 2/2/19
Scored 30-39 points	39-65, at No. 19/19 Virginia, 1/4/20
Scored 20-29 points	27-40, at McGuire Hospital, 2/2/46
Scored 10-19 points	16-45, at Virginia, 1/30/39
Scored less than 10 points	9-29, vs. North Carolina, 1/12/35
Allowed 100+ points	95-102 (3OT), vs. Miami (Fla.), 1/19/20
Allowed 90-99 points	77-90, vs. BYU, 11/27/19
Allowed 80-89 points	61-80, vs. Wake Forest, 12/4/21
Allowed 70-79 points	76-75 (OT), vs. Clemson, 3/9/22
Allowed 60-69 points	59-63, at Clemson, 3/5/22
Allowed 50-59 points	62-58, at Georgia Tech, 2/23/22
Allowed 40-49 points	75-43, vs. Louisville, 3/1/22
Allowed 30-39 points	65-39, vs. Radford, 11/15/21
Allowed 20-29 points	47-24, at No. 23/22 NC State, 2/2/19
Allowed 10-19 points	60-19, vs. Lynchburg, 1/9/46
Allowed less than 10 points	28-9, vs. Hampden-Sydney, 1/17/23
Scored at least 60 points in a half	66, 2nd Half, vs. The Citadel, 11/12/17
Largest margin of victory	83 points, vs. Randolph-Macon (87-4), 1/10/1911
Largest margin of victory in ACC	38 points, vs. Wake Forest (84-46), 2/27/21
Defeated a ranked opponent on the road	47-24, at No. 23/22 NC State, 2/2/19
Defeated a ranked opponent at home	65-51, vs. No. 8/8 Virginia, 1/30/21
Defeated a ranked opponent on a neutral court	81-73 (OT), vs. No. 3/3 Villanova, 11/28/20
Defeated a defending national champion	65-51, vs. No. 8/8 Virginia, 1/30/21
Held opponent without a double-figure scorer	65-39, vs. Radford, 11/15/21
Failed to have a double-figure scorer	41-57, vs. Temple, 2/25/96
Had 6 or more players score in double figures	vs. Cornell, 12/8/21
Had 7 or more players score in double figures	vs. Cornell, 12/8/21
Did not make a 3FG	at Providence, 2/1/03
Opponent did not make a 3FG	vs. Virginia, 2/14/22
Did not shoot a FT in the first half	vs. No. 3/3 Villanova, 11/28/20
Did not shoot a FT in the second half	vs. Virginia, 12/5/10
Opponent did not shoot a FT	vs. Merrimack, 11/21/21
Held an opponent under 10 points in a half	9 points, vs. Eastern Michigan (1H), 12/22/11
Held an opponent under 20 points in a half	17 points, vs. Pitt (1H), 2/7/22
Had double-figure blocked shots	10, 84-46, vs. Wake Forest, 2/27/21
Came back from a double-figure deficit to win	10 points, vs. Notre Dame, 1/15/22
Lost a double-digit lead	11 points, at Boston College, 1/22/22
Led by 20 or more points at halftime	27 points, at Pitt, 2/5/22
Had 20-29 assists in a game	21, at Miami, 2/26/22
Had 30 or more assists	36, vs. The Citadel, 11/12/17
Held a team under 20 percent from the floor	16.7%, at No. 23/22 NC State, 2/2/19
Held a team under three made FGs in a half	2 FG, vs. Notre Dame, 1/10/21
Won an NCAA Tournament game	67-58, vs. Liberty, 3/24/19

WHAT'S A HOKIE?

The answer leads all the way back to 1896 when Virginia Agricultural and Mechanical College changed its name to Virginia Polytechnic Institute. With the change came the necessity for writing a new cheer and a contest for such a purpose was held by the student body.



Senior O.M. Stull won first prize for his "Hokie" yell which is still used today. Later, when asked if "Hokie" had any special meaning, Stull explained the word was solely the product of his imagination and was used only as an attention-getter for his yell. It soon became a nickname for all Tech teams and for those people loyal to Tech athletics.

The official university school colors - Chicago Maroon and Burnt Orange - also were introduced in 1896. The colors were chosen by a committee because they made a 'unique combination' not worn elsewhere at the time. The official definition of "Hokie" is "a loyal Virginia Tech Fan."



OUR NAME

When referring to our name, we ask that you use Virginia Tech, Hokies or Tech - and not 'Vah Tech.' Thank you!

THE LAST TIME

LAST TIME A VIRGINIA TECH PLAYER...

Recorded a double-double	Keve Aluma (19 pts./10 rebs), vs. Clemson, 3/9/22
Recorded a triple-double	Justyn Mutts (12 pts./14 rebs./11 ast.), vs. Syracuse, 2/12/22
Two Tech players recorded double-doubles in same game	Keve Aluma (14 pts./12 rebs.) & Justyn Mutts (14 pts./11 rebs.), at Notre Dame, 1/27/21
Two Tech players recorded double-doubles in consecutive games	vs. North Carolina (ACC Tournament), 3/13/09; vs. Duquesne (NIT), 3/18/09
Had five or more steals	Justyn Mutts (5), at Pitt, 2/5/22
Had 10 or more assists in a game	Justyn Mutts (11), vs. Syracuse, 2/12/22
Had 20 or more rebounds in a game	Jeff Allen (21), vs. Longwood, 12/14/08
Two Tech players with double-figure rebounds	Keve Aluma (10) and Justyn Mutts (10), vs. Clemson, 3/9/22
Two Tech players had five or more assists	Justyn Mutts (6) & Hunter Cattoor (6), at Miami, 2/26/22
Three Tech players had five or more assists	Chris Clarke (10), Justin Robinson (6) & Seth Allen (6), vs. The Citadel, 12/17/16
Four Tech players had five or more assists	Kerry Blackshear Jr. (8), Devin Wilson (7), Justin Robinson (7) & Chris Clarke (5), vs. The Citadel, 1/30/21
Three Tech players made five or more 3FG	Nahiem Alleyne (5), Jalen Cone (5) & Isaiah Wilkins (5), vs. Delaware State, 11/20/19
Eight or more Tech players made a 3FG	8 players, at Pitt, 2/5/22
Two Tech players scored 20 or more points	Hunter Cattoor (27) & Sean Pedulla (20), at Florida State, 1/29/22
Three Tech players scored 20 or more points	Nickeil Alexander-Walker (25), Ahmed Hill (23) & Justin Robinson (23), vs. No. 23/22 Purdue, 11/18/18
Two Tech players scored 20 or more points in consecutive games	Nickeil Alexander-Walker & Kerry Blackshear Jr., 11/10/17 & 11/12/17
Tech freshman scored 20 or more points in a game	Sean Pedulla (20), at Florida State, 1/29/22
Three Tech freshmen scored in double figures in a game	Hunter Cattoor (14), Jalen Cone (11) & Lander Nolley II (10), vs. North Carolina, 3/10/20
Four Tech freshmen scored in double figures in a game	Lander Nolley II (21), Tyrece Radford (21), Jalen Cone (15) & Nahiem Alleyne (10), at Wake Forest, 1/14/20
Tech player scored 30-39 points in a game	Keve Aluma (30), at Pittsburgh, 2/3/21
Tech player scored 40-49 points in a game	Dorenzo Hudson (41), vs. Seton Hall, 1/2/10
Tech player scored 50+ points in a game	Bimbo Coles (51), vs. Southern Miss, 2/6/88
Tech player had consecutive double-doubles	Keve Aluma, 2/23/22, 2/26/22
Tech player had three consecutive double-doubles	Keve Aluma, 1/27/21, 1/30/21, 2/3/21
Tech freshman had consecutive double-doubles	Kerry Blackshear Jr., 12/13/15, 12/19/15
Tech allowed a triple-double	Dennis Smith Jr. (27 pts./11 rebs./11 ast.), at NC State, 1/4/17
Tech had a walk-on score double figures	Christian Beyer (13), vs. Alabama A&M, 12/14/14




NAW IN YEAR 3

- Nickeil Alexander-Walker left his mark on Virginia Tech and is working on making a name for himself at the next level in the NBA.
- A first-round draft pick in 2019, the Toronto native played in 46 games last season for the New Orleans Pelicans, averaging 21.9 minutes per game and 11 points per game.
- It was a roller coaster to begin the month of February for Nickeil, who was traded to Portland, but then was picked up by Utah less than one day later.

J-ROB ENDS RUN WITH THE PISTONS

- Justin Robinson signed a 10-day contract with the Detroit Pistons on Dec. 28, 2021.
- The Manassas, Virginia native dropped in eight points on 3-of-7 shooting against the San Antonio Spurs on Jan. 1, 2022.
- He dialed up a season-high nine points on 3-of-9 shooting in a 140-111 loss at the Charlotte Hornets on Jan. 5.





MIKE YOUNG

Head Coach | Third Season at Virginia Tech

2020-21 ACC Coach of the Year

CAREER RECORDS

Overall Record	350-279
Conference Games	202-150
Non-Conference Games	147-129
Conference Tournament	21-14
NCAA Tournament	1-6
Overtime Games	19-16
One-Point Games	12-14
vs. AP Top 25	5-24

VS. CURRENT ACC HEAD COACHES

Coach	All	VT	Wofford
Earl Grant	0-1	0-1	-
Brad Brownell	4-3	4-1	0-2
Mike Krzyzewski	1-5	1-3	0-2
Leonard Hamilton	1-1	1-1	-
Josh Pastner	3-3	2-2	1-1
Mike Pegues	1-0	1-0	-
Jim Larrañaga	4-4	3-3	1-1
Kevin Keatts	2-1	2-1	-
Hubert Davis	0-2	0-2	-
Mike Brey	3-2	3-1	0-1
Jeff Capel III	3-1	3-1	-
Jim Boeheim	2-2	2-2	-
Tony Bennett	2-4	2-3	0-1
Steve Forbes	8-4	2-1	6-3
Total	34-33	26-22	8-11

vs. Coach Young

Earl Grant	1-0 at BC
Brad Brownell	3-4 at Clemson
Mike Krzyzewski	5-1 at Duke
Leonard Hamilton	1-1 at Florida State
Josh Pastner	3-3 at Georgia Tech
Mike Pegues	0-1 at Louisville
Jim Larrañaga	0-1 at GMU; 4-3 at Miami
Kevin Keatts	1-2 at NC State
Hubert Davis	2-0 at UNC
Mike Brey	2-3 at Notre Dame
Jeff Capel III	1-3 at Pitt
Jim Boeheim	2-2 at Syracuse
Tony Bennett	4-2 at UVA
Steve Forbes	3-6 at ETSU; 1-2 at Wake

▶ COACH YOUNG: CAREER BREAKDOWN

Season	School	Overall	Conference	Finish	Postseason	Ranking	RPI/NET
2002-03	Wofford	14-15 .483	8-8 .500	T6th	-	-/-	219
2003-04	Wofford	9-20 .310	4-12 .250	T10th	-	-/-	273
2004-05	Wofford	14-14 .500	7-9 .438	8th	-	-/-	225
2005-06	Wofford	11-18 .379	6-9 .400	9th	-	-/-	287
2006-07	Wofford	10-20 .333	5-13 .278	T9th	-	-/-	295
2007-08	Wofford	16-16 .500	8-12 .400	8th	-	-/-	191
2008-09	Wofford	16-14 .533	12-8 .600	4th	-	-/-	177
2009-10	Wofford	26-9 .743	15-3 .833	1st	NCAA First Round	-/-	73
2010-11	Wofford	21-13 .618	14-4 .778	T1st	NCAA First Round	-/-	105
2011-12	Wofford	19-14 .576	12-6 .667	T2nd	CBI	-/-	178
2012-13	Wofford	13-19 .406	7-11 .389	T8th	-	-/-	253
2013-14	Wofford	20-13 .606	11-5 .688	T3rd	NCAA First Round	-/-	152
2014-15	Wofford	28-7 .800	16-2 .889	1st	NCAA First Round	RV/-	49
2015-16	Wofford	15-17 .469	11-7 .611	T3rd	-	-/-	202
2016-17	Wofford	16-17 .485	10-8 .556	T4th	-	-/-	189
2017-18	Wofford	21-13 .618	11-7 .611	T4th	CIT	-/-	141
2018-19	Wofford	30-5 .857	18-0 1.000	1st	NCAA Second Round	19/18	14
Totals	17 Seasons	299-244 .551	175-124 .585				
2019-20	Virginia Tech	16-16 .500	7-13 .350	T10th	-	-/-	92
2020-21	Virginia Tech	15-7 .682	9-4 .692	3rd	NCAA First Round	25/RV	51
2021-22	Virginia Tech	20-12 .625	11-9 .550	-	-	-/-	37
Totals	3 Seasons	51-35 .593	27-26 .509				
Overall	20 Seasons	350-279 .556	202-150 .574				

▶ THE YOUNG FILE

Born	5/1/1963
Hometown	Radford, Virginia
Wife	Margaret
Children	Cooper, Davis
Education	Emory & Henry, 1986
Joined Tech Staff	4/7/2019
Years as College Head Coach	20
Years as College Coach	35

Coaching Career

1986-88	Assistant Coach, Emory & Henry
1988-89	Assistant Coach, Radford
1989-02	Assistant Coach, Wofford
2002-19	Head Coach, Wofford
2019-pr.	Head Coach, Virginia Tech

▶ ACCOMPLISHMENTS

Six NCAA Tournaments

2021, 2019, 2015, 2014, 2011, 2010

Five SoCon Tournament Championships

2019, 2015, 2014, 2011, 2010

Four SoCon Regular-Season Titles

2019, 2015, 2011, 2010

Two-time National Coach of the Year

2019 (Sporting News), 2010 (Hugh Durham)

Three AP All-America Selections

Fletcher Magee (2018-19), Karl Cochran (2014-15), Noah Dahlman (2009-10)

4 NAHIEM ALLEYNE

JUNIOR Guard | 6-4 | 195 | Human Development
Buford, Georgia | Mountain View



SEASON/CAREER BESTS

POINTS
Season 22 vs. Notre Dame (1/15/22)
Career 28 vs. Florida (3/19/21)

REBOUNDS
Season 7 vs. Maine (11/9/21)
Career 9 at Notre Dame (1/27/21)

ASSISTS
Season 4 (3x), last at Maryland (12/1/21)
Career 5 (2x), last vs. Wake Forest (2/27/21)

BLOCKS
Season 1 at Virginia (1/12/22)
Career 2 vs. Delaware State (11/20/19)

STEALS
Season 4 vs. Louisville (3/1/22)
Career 4 vs. Louisville (3/1/22)

MINUTES
Season 39 (2x), last vs. Clemson (3/9/22)
Career 39 (2x), last vs. Clemson (3/9/22)

FIELD GOALS MADE
Season 8 vs. Notre Dame (1/15/22)
Career 8 (2x), last vs. Notre Dame (1/15/22)

FIELD GOALS ATTEMPTED
Season 16 vs. Xavier (11/26/21)
Career 18 vs. Florida (3/19/21)

3-PT. FIELD GOALS MADE
Season 5 at Clemson (3/5/22)
Career 5 (5x), last at Clemson (3/5/22)

3-PT. FIELD GOALS ATTEMPTED
Season 10 at Clemson (3/5/22)
Career 10 (4x), last at Clemson (3/5/22)

FREE THROWS MADE
Season 10 vs. Memphis (11/24/21)
Career 10 vs. Memphis (11/24/21)

FREE THROWS ATTEMPTED
Season 11 vs. Memphis (11/24/21)
Career 11 (2x), last vs. Memphis (11/24/21)

CAREER STATS

	GP-GS	MIN	AVG	FG-FGA	FG%	3FG-FGA	3FG%	FT-FTA	FT%	OFF-DEF-TOT	AVG	PF-FO	AST	TO	BLK	STL	PTS	AVG
2019-20	32-27	832	26.0	92-237	.388	49-126	.389	48-63	.762	6-69-75	2.3	51-1	46	27	6	12	281	8.8
2020-21	22-21	623	28.3	78-199	.392	42-103	.408	46-57	.807	4-54-58	2.6	47-0	37	33	2	15	244	11.1
2021-22	32-32	1004	31.4	107-287	.373	59-159	.371	47-56	.839	4-88-92	2.9	47-0	52	40	1	22	320	10.0
TOTAL	86-80	2461	28.6	277-723	.383	150-388	.387	141-176	.801	14-211-225	2.6	145-1	135	100	9	49	845	9.8

- Named to NIT Season Tip-Off all-tournament team. *Name pronounced: nah-HEEM ah-LEAN*
- One of Tech's top threats from three.
- Had seven games of hitting three or more 3FGs during the 2020-21 season.
- Reached double-figure scoring 13 times as a sophomore.
- Made the game-tying 3-pointer to send the Florida (3/19) game into overtime in the first round of the 2021 NCAA Tournament.
- Started 21 of 22 games in 2020-21.
- Shot 40.8 percent from three last season, which was second on the team.
- Two-time ACC Men's Basketball All-Academic Team honoree.
- Averaged 17.2 points per game and made 63 three-pointers in the 2018-19 season at Mountain View.
- A three-star recruit by 247 Sports that was ranked as the 21st-best player in the state of Georgia.
- Born in Long Island, New York; family moved to Georgia when he was in middle school.
- Into anime, and in his opinion, J. Cole is the best rapper of all-time - it's not up for debate.

2021-22 GAME-BY-GAME STATS

OPPONENT	DATE	ST	MIN	FG-FGA	PCT	3FG-FGA	PCT	FT-FTA	PCT	OFF	DEF	TOT	PF	A	T/O	BLK	STL	PTS
Maine	11/9/21	*	29	5-10	.500	3-6	.500	0-0	.000	0	7	7	0	4	2	0	1	13
at Navy	11/12/21	*	31	2-9	.222	1-4	.250	3-3	1.000	0	0	0	2	3	3	0	0	8
Radford	11/15/21	*	32	0-6	.000	0-2	.000	2-2	1.000	0	4	4	2	3	4	0	1	2
St. Francis (Pa.)	11/18/21	*	30	7-10	.700	1-2	.500	3-3	1.000	0	4	4	0	2	0	0	1	18
Merrimack	11/21/21	*	31	4-9	.444	2-4	.500	2-2	1.000	0	3	3	1	1	2	0	0	12
vs. Memphis	11/24/21	*	36	4-14	.286	3-7	.429	10-11	.909	0	4	4	4	4	2	0	1	21
vs. Xavier	11/26/21	*	38	7-16	.438	3-7	.429	1-1	1.000	0	5	5	1	3	0	0	0	18
at Maryland	12/1/21	*	37	3-11	.273	2-3	.667	0-0	.000	0	4	4	2	4	1	0	0	8
Wake Forest	12/4/21	*	34	1-7	.143	1-5	.200	4-4	1.000	0	3	3	0	1	3	0	0	7
Cornell	12/8/21	*	30	5-11	.455	3-6	.500	0-0	.000	0	1	1	0	3	1	0	1	13
at Dayton	12/12/21	*	39	1-10	.100	0-4	.000	0-0	.000	0	2	2	0	1	2	0	1	2
vs. St. Bonaventure	12/17/21	*	30	3-10	.300	2-8	.250	1-2	.500	0	3	3	0	1	1	0	0	9
at Duke	12/22/21	*	28	0-4	.000	0-3	.000	0-0	.000	0	4	4	2	2	2	0	0	0
NC State	1/4/22	*	31	2-11	.182	1-7	.143	4-4	1.000	0	2	2	1	0	0	0	0	9
at Virginia	1/12/22	*	33	2-5	.400	2-3	.667	0-0	.000	0	3	3	4	1	0	1	1	6
Notre Dame	1/15/22	*	38	8-10	.800	4-5	.800	2-2	1.000	0	2	2	0	3	2	0	0	22
at NC State	1/19/22	*	32	3-14	.214	2-9	.222	1-2	.500	0	6	6	2	0	5	0	0	9
at Boston College	1/22/22	*	30	3-10	.300	2-6	.333	2-2	1.000	0	2	2	2	1	1	0	1	10
at North Carolina	1/24/22	*	37	4-8	.500	2-4	.500	0-0	.000	0	5	5	3	0	1	0	0	10
Miami	1/26/22	*	29	4-9	.444	3-5	.600	2-2	1.000	1	1	2	1	0	1	0	0	13
at Florida State	1/29/22	*	19	2-6	.333	1-3	.333	0-0	.000	0	1	1	2	1	2	0	0	5
Georgia Tech	2/2/22	*	26	2-7	.286	1-4	.250	0-0	.000	0	0	0	3	2	1	0	2	5
at Pittsburgh	2/5/22	*	33	5-8	.625	4-7	.571	0-1	.000	1	3	4	3	1	0	0	2	14
Pittsburgh	2/7/22	*	27	4-8	.500	3-5	.600	0-0	.000	0	1	1	2	2	0	0	0	11
Syracuse	2/12/22	*	31	4-8	.500	1-4	.250	2-2	1.000	0	2	2	0	1	0	0	0	11
Virginia	2/14/22	*	30	2-6	.333	1-4	.250	6-8	.750	0	3	3	2	1	0	0	0	11
North Carolina	2/19/22	*	27	4-13	.308	1-6	.167	0-1	.000	0	0	0	0	0	0	0	2	9
at Georgia Tech	2/23/22	*	32	4-10	.400	3-7	.429	1-2	.500	0	3	3	0	2	1	0	2	12
at Miami	2/26/22	*	23	1-3	.333	0-2	.000	0-0	.000	1	1	2	3	2	1	0	0	2
Louisville	3/1/22	*	31	3-6	.500	2-4	.500	1-2	.500	0	3	3	3	1	1	0	4	9
at Clemson	3/5/22	*	31	6-13	.462	5-10	.500	0-0	.000	1	4	5	0	0	0	0	2	17
vs. Clemson	3/9/22	*	39	2-5	.400	0-3	.000	0-0	.000	0	2	2	2	2	1	0	0	4

PRODUCTION TRACKER

	This Season	Career
Scored 10+ Points	16	41
Scored 20+ Points	2	7
Led Tech in Scoring	5	14
Made 3+ 3FGs	10	25
Led Tech in 3FGM	12	25
Shot over 40% from 3	16	42
Had a Double-Double	-	-
Had Multiple Assists	15	37
Had Multiple Steals	6	10



10 CAMDEN JOHNSON

FRESHMAN Guard | 6-1 | 175 | Business, Undecided
Waxhaw, North Carolina | Metrolina Christian Academy



SEASON/CAREER BESTS

POINTS

Season 3 vs. Merrimack (11/21/21)
Career 3 vs. Merrimack (11/21/21)

REBOUNDS

Season 1 (2x), last vs. Pitt (2/7/22)
Career 1 (2x), last vs. Pitt (2/7/22)

ASSISTS

Season 1 vs. Saint Francis (11/18/21)
Career 1 vs. Saint Francis (11/18/21)

BLOCKS

Season -
Career -

STEALS

Season 1 (2x), last vs. Louisville (3/1/22)
Career 1 (2x), last vs. Louisville (3/1/22)

MINUTES

Season 3 (2x), last vs. St. Bona. (12/17/21)
Career 3 (2x), last vs. St. Bona. (12/17/21)

FIELD GOALS MADE

Season 1 vs. Merrimack (11/21/21)
Career 1 vs. Merrimack (11/21/21)

FIELD GOALS ATTEMPTED

Season 1 (3x), last vs. Louisville (3/1/22)
Career 1 (3x), last vs. Louisville (3/1/22)

3-PT. FIELD GOALS MADE

Season 1 vs. Merrimack (11/21/21)
Career 1 vs. Merrimack (11/21/21)

3-PT. FIELD GOALS ATTEMPTED

Season 1 (2x), last vs. St. Bona. (12/17/21)
Career 1 (2x), last vs. St. Bona. (12/17/21)

FREE THROWS MADE

Season -
Career -

FREE THROWS ATTEMPTED

Season -
Career -

CAREER STATS

	GP-GS	MIN	AVG	FG-FGA	FG%	3FG-FGA	3FG%	FT-FTA	FT%	OFF-DEF-TOT	AVG	PF-FO	AST	TO	BLK	STL	PTS	AVG
2021-22	8-0	15	1.9	1-3	.333	1-2	.500	0-0	.000	0-2-2	0.3	1-0	1	0	0	2	3	0.4
TOTAL	8-0	15	1.9	1-3	.333	1-2	.500	0-0	.000	0-2-2	0.3	1-0	1	0	0	2	3	0.4

- Recruited as a preferred walk-on.
- Averaged 14 points, 6.6 rebounds, 3.2 assists and 2.3 steals per game his senior season at Metrolina.
- Parents, Joey and Cindy Johnson, both attended Virginia Tech.

2021-22 GAME-BY-GAME STATS

OPPONENT	DATE	ST	MIN	FG-FGA	PCT	3FG-FGA	PCT	FT-FTA	PCT	OFF	DEF	TOT	PF	A	T/O	BLK	STL	PTS
Maine	11/9/21		2	0-0	.000	0-0	.000	0-0	.000	0	0	0	0	0	0	0	0	0
at Navy	11/12/21																	
Radford	11/15/21		1	0-0	.000	0-0	.000	0-0	.000	0	0	0	0	0	0	0	0	0
St. Francis (Pa.)	11/18/21		3	0-0	.000	0-0	.000	0-0	.000	0	0	0	0	1	0	0	0	0
Merrimack	11/21/21		2	1-1	1.000	1-1	1.000	0-0	.000	0	1	1	0	0	0	0	1	3
vs. Memphis	11/24/21																	
vs. Xavier	11/26/21																	
at Maryland	12/1/21																	
Wake Forest	12/4/21																	
Cornell	12/8/21		2	0-0	.000	0-0	.000	0-0	.000	0	0	0	0	0	0	0	0	0
at Dayton	12/12/21																	
vs. St. Bonaventure	12/17/21		3	0-1	.000	0-1	.000	0-0	.000	0	0	0	1	0	0	0	0	0
at Duke	12/22/21																	
NC State	1/4/22																	
at Virginia	1/12/22																	
Notre Dame	1/15/22																	
at NC State	1/19/22																	
at Boston College	1/22/22																	
at North Carolina	1/24/22																	
Miami	1/26/22																	
at Florida State	1/29/22																	
Georgia Tech	2/2/22																	
at Pittsburgh	2/5/22																	
Pittsburgh	2/7/22		1	0-0	.000	0-0	.000	0-0	.000	0	1	1	0	0	0	0	0	0
Syracuse	2/12/22																	
Virginia	2/14/22																	
North Carolina	2/19/22																	
at Georgia Tech	2/23/22																	
at Miami	2/26/22																	
Louisville	3/1/22		1	0-1	.000	0-0	.000	0-0	.000	0	0	0	0	0	0	0	1	0
at Clemson	3/5/22																	
vs. Clemson	3/9/22																	

PRODUCTION TRACKER

	This Season
Scored 5+ Points	-
Scored 10+ Points	-
Made Multiple 3FGs	-
Made 3+ 3FGs	-
Led Tech in 3FGM	-
Shot over 40% from 3	1
Played 5+ Minutes	-
Had Multiple Assists	-
Had Multiple Steals	-



11 JALEN HAYNES

FRESHMAN Forward | 6-8 | 250 | Human Development
Ft. Lauderdale, Florida | Montverde Academy



SEASON/CAREER BESTS

POINTS

Season 4 vs. Saint Francis (11/18/21)
Career 4 vs. Saint Francis (11/18/21)

REBOUNDS

Season 2 vs. Radford (11/15/21)
Career 2 vs. Radford (11/15/21)

ASSISTS

Season -
Career -

BLOCKS

Season -
Career -

STEALS

Season -
Career -

MINUTES

Season 5 vs. Maine (11/9/21)
Career 5 vs. Maine (11/9/21)

FIELD GOALS MADE

Season 2 vs. Saint Francis (11/18/21)
Career 2 vs. Saint Francis (11/18/21)

FIELD GOALS ATTEMPTED

Season 3 vs. Radford (11/15/21)
Career 3 vs. Radford (11/15/21)

3-PT. FIELD GOALS MADE

Season -
Career -

3-PT. FIELD GOALS ATTEMPTED

Season -
Career -

FREE THROWS MADE

Season 1 vs. St. Bonaventure (12/17/21)
Career 1 vs. St. Bonaventure (12/17/21)

FREE THROWS ATTEMPTED

Season 2 vs. St. Bonaventure (12/17/21)
Career 2 vs. St. Bonaventure (12/17/21)

CAREER STATS

	GP-GS	MIN	AVG	FG-FGA	FG%	3FG-FGA	3FG%	FT-FTA	FT%	OFF-DEF-TOT	AVG	PF-FO	AST	TO	BLK	STL	PTS	AVG
2021-22	9-0	25	2.8	3-7	.429	0-0	.000	1-3	.333	3-2-5	0.6	2-0	0	2	0	0	7	0.8
TOTAL	9-0	25	2.8	3-7	.429	0-0	.000	1-3	.333	3-2-5	0.6	2-0	0	2	0	0	7	0.8

- Played a postgraduate season at Montverde Academy during the 2020-21 season for head coach Ben Wisniewski; averaged 20.2 points and 10.6 rebounds. *First name pronounced: JAY-lin*
- Before Montverde, played at Dillard High School for legendary head coach Darryl Burrows.
- At Dillard in 2019-20, averaged 18 points, 10 rebounds and two blocks, while leading the Panthers to a 24-8 record and to the state title game.
- Three-star recruit by 247Sports.
- Chose the Hokies over Mississippi State, Boston College and UCF.

2021-22 GAME-BY-GAME STATS

OPPONENT	DATE	ST	MIN	FG-FGA	PCT	3FG-FGA	PCT	FT-FTA	PCT	OFF	DEF	TOT	PF	A	T/O	BLK	STL	PTS
Maine	11/9/21		5	0-0	.000	0-0	.000	0-1	.000	0	0	0	1	0	0	0	0	0
at Navy	11/12/21		1	0-0	.000	0-0	.000	0-0	.000	0	0	0	0	0	0	0	0	0
Radford	11/15/21		4	0-3	.000	0-0	.000	0-0	.000	1	1	2	0	0	0	0	0	0
St. Francis (Pa.)	11/18/21		3	2-2	1.000	0-0	.000	0-0	.000	1	0	1	0	0	0	0	0	4
Merrimack	11/21/21		2	0-0	.000	0-0	.000	0-0	.000	0	0	0	0	0	1	0	0	0
vs. Memphis	11/24/21																	
vs. Xavier	11/26/21																	
at Maryland	12/1/21																	
Wake Forest	12/4/21																	
Cornell	12/8/21		2	0-1	.000	0-0	.000	0-0	.000	0	0	0	0	0	0	0	0	0
at Dayton	12/12/21																	
vs. St. Bonaventure	12/17/21		5	1-1	1.000	0-0	.000	1-2	.500	1	0	1	0	0	1	0	0	3
at Duke	12/22/21																	
NC State	1/4/22																	
at Virginia	1/12/22																	
Notre Dame	1/15/22																	
at NC State	1/19/22																	
at Boston College	1/22/22																	
at North Carolina	1/24/22		1	0-0	.000	0-0	.000	0-0	.000	0	0	0	1	0	0	0	0	0
Miami	1/26/22																	
at Florida State	1/29/22																	
Georgia Tech	2/2/22																	
at Pittsburgh	2/5/22																	
Pittsburgh	2/7/22		2	0-0	.000	0-0	.000	0-0	.000	0	1	1	0	0	0	0	0	0
Syracuse	2/12/22																	
Virginia	2/14/22																	
North Carolina	2/19/22																	
at Georgia Tech	2/23/22																	
at Miami	2/26/22																	
Louisville	3/1/22																	
at Clemson	3/5/22																	
vs. Clemson	3/9/22																	

PRODUCTION TRACKER

	This Season
Scored 10+ Points	-
Had 5+ Rebounds	-
Had Multiple Blocks	-
Led Tech in Blocks	-
Had Multiple Steals	-
Shot over 50% from the floor	2
Played 10+ Minutes	-
Shot 5+ Free Throws	-
Had Multiple Dunks	-



13 DARIUS MADDOX

SOPHOMORE Guard | 6-5 | 185 | Sports Media and Analytics
Bowie, Maryland | Oak Hill Academy



SEASON/CAREER BESTS

POINTS

Season 14 vs. Cornell (12/8/21)
Career 14 vs. Cornell (12/8/21)

REBOUNDS

Season 4 (2x), last vs. Louisville (3/1/22)
Career 4 (2x), last vs. Louisville (3/1/22)

ASSISTS

Season 4 vs. Miami (1/26/22)
Career 4 vs. Miami (1/26/22)

BLOCKS

Season 2 (2x), last vs. Miami (1/26/22)
Career 2 (2x), last vs. Miami (1/26/22)

STEALS

Season 3 at Florida State (1/29/22)
Career 3 at Florida State (1/29/22)

MINUTES

Season 24 vs. Syracuse (2/12/22)
Career 24 vs. Syracuse (2/12/22)

FIELD GOALS MADE

Season 5 (2x), last at Miami (2/26/22)
Career 5 (2x), last at Miami (2/26/22)

FIELD GOALS ATTEMPTED

Season 8 vs. Cornell (12/8/21)
Career 8 vs. Cornell (12/8/21)

3-PT. FIELD GOALS MADE

Season 3 (4x), last vs. Louisville (3/1/22)
Career 3 (5x), last vs. Louisville (3/1/22)

3-PT. FIELD GOALS ATTEMPTED

Season 5 (2x), last at Miami (2/26/22)
Career 5 (2x), last at Miami (2/26/22)

FREE THROWS MADE

Season 4 (2x), last vs. Cornell (12/8/21)
Career 4 (2x), last vs. Cornell (12/8/21)

FREE THROWS ATTEMPTED

Season 4 (3x), last vs. St. Bona. (12/17/21)
Career 4 (3x), last vs. St. Bona. (12/17/21)

CAREER STATS

	GP-GS	MIN	AVG	FG-FGA	FG%	3FG-FGA	3FG%	FT-FTA	FT%	OFF-DEF-TOT	AVG	PF-FO	AST	TO	BLK	STL	PTS	AVG
2020-21	11-0	35	3.2	3-11	.273	3-7	.429	0-0	.000	2-0-2	0.2	3-0	3	1	1	0	9	0.8
2021-22	32-0	512	16.0	68-127	.535	36-67	.537	23-28	.821	13-40-53	1.7	33-0	18	17	8	11	195	6.1
TOTAL	43-0	547	12.7	71-138	.514	39-74	.527	23-28	.821	15-40-55	1.3	36-0	21	18	9	11	204	4.7

- Two game-winning 3-pointers in four games: at Miami and vs. Clemson.
- Dropped in a career-high 14 points on 4-of-8 shooting vs. Cornell; also set or tied career highs in rebounds (four), minutes played (23), field goals made (four) and free throws made (four).
- Appeared in 11 games in 2020-21, recording a season-high nine points vs. Coppin State (12/19/20).
- Rated 84th overall and the 14th-best shooting guard on 247 Sports.
- Chose the Hokies over Cincinnati, Creighton, Georgetown and Seton Hall.

2021-22 GAME-BY-GAME STATS

OPPONENT	DATE	ST	MIN	FG-FGA	PCT	3FG-FGA	PCT	FT-FTA	PCT	OFF	DEF	TOT	PF	A	T/O	BLK	STL	PTS
Maine	11/9/21		19	4-7	.571	1-1	1.000	0-0	.000	0	2	2	1	0	2	0	0	9
at Navy	11/12/21		15	2-5	.400	0-2	.000	0-1	.000	1	2	3	2	1	0	0	0	4
Radford	11/15/21		16	2-3	.667	2-3	.667	0-0	.000	0	1	1	0	1	1	0	0	6
St. Francis (Pa.)	11/18/21		18	4-4	1.000	3-3	1.000	0-0	.000	1	2	3	1	0	2	0	0	11
Merrimack	11/21/21		16	1-4	.250	1-2	.500	1-2	.500	1	2	3	0	0	0	0	0	4
vs. Memphis	11/24/21		14	2-2	1.000	1-1	1.000	0-0	.000	0	0	0	0	0	0	0	0	5
vs. Xavier	11/26/21		17	0-2	.000	0-2	.000	4-4	1.000	0	1	1	1	0	1	0	0	4
at Maryland	12/1/21		12	2-2	1.000	0-0	.000	0-0	.000	1	1	2	0	0	1	2	1	4
Wake Forest	12/4/21		12	2-3	.667	1-1	1.000	0-0	.000	0	1	1	1	0	0	0	1	5
Cornell	12/8/21		23	4-8	.500	2-4	.500	4-4	1.000	0	4	4	1	0	0	1	1	14
at Dayton	12/12/21		11	0-2	.000	0-0	.000	0-0	.000	1	0	1	3	0	0	0	0	0
vs. St. Bonaventure	12/17/21		17	2-4	.500	1-3	.333	3-4	.750	1	1	2	1	1	0	0	0	8
at Duke	12/22/21		16	1-3	.333	0-2	.000	0-0	.000	0	1	1	3	2	0	0	0	2
NC State	1/4/22		11	1-3	.333	1-2	.500	0-0	.000	0	2	2	0	1	0	1	1	3
at Virginia	1/12/22		8	0-1	.000	0-1	.000	0-0	.000	0	1	1	1	0	1	0	0	0
Notre Dame	1/15/22		5	1-2	.500	1-1	1.000	0-0	.000	0	0	0	0	0	0	0	0	3
at NC State	1/19/22		11	1-3	.333	0-1	.000	0-0	.000	0	0	0	1	0	0	0	0	2
at Boston College	1/22/22		6	1-1	1.000	0-0	.000	0-0	.000	1	0	1	0	0	1	0	0	2
at North Carolina	1/24/22		9	1-2	.500	0-0	.000	0-0	.000	0	1	1	1	0	0	0	0	2
Miami	1/26/22		15	4-6	.667	2-4	.500	3-3	1.000	1	2	3	0	4	0	2	0	13
at Florida State	1/29/22		23	2-6	.333	1-2	.500	1-1	1.000	0	1	1	3	1	0	0	3	6
Georgia Tech	2/2/22		14	2-4	.500	1-2	.500	1-3	.333	0	1	1	2	1	1	0	0	6
at Pittsburgh	2/5/22		23	3-4	.750	1-1	1.000	2-2	1.000	0	2	2	1	0	0	1	1	9
Pittsburgh	2/7/22		19	2-3	.667	2-3	.667	0-0	.000	0	0	0	2	1	0	0	0	6
Syracuse	2/12/22		24	3-6	.500	3-5	.600	1-1	1.000	0	3	3	1	3	1	1	1	10
Virginia	2/14/22		17	1-5	.200	1-3	.333	0-0	.000	0	1	1	0	0	0	0	0	3
North Carolina	2/19/22		19	1-2	.500	1-2	.500	2-2	1.000	0	1	1	0	0	1	0	0	5
at Georgia Tech	2/23/22		18	5-7	.714	1-2	.500	1-1	1.000	0	3	3	0	0	0	0	0	12
at Miami	2/26/22		21	5-7	.714	3-5	.600	0-0	.000	1	1	2	2	0	2	0	0	13
Louisville	3/1/22		21	4-7	.571	3-4	.750	0-0	.000	2	2	4	1	2	0	0	1	11
at Clemson	3/5/22		19	2-3	.667	1-2	.500	0-0	.000	1	1	2	2	0	1	0	1	5
vs. Clemson	3/9/22		23	3-6	.500	2-3	.667	0-0	.000	1	0	1	2	0	2	0	0	8

PRODUCTION TRACKER

	This Season	Career
Scored 10+ Points	7	7
Scored 20+ Points	-	-
Led Tech in Scoring	1	1
Made 3+ 3FGs	4	5
Led Tech in 3FGM	4	4
Shot over 40% from 3	21	22
Had a Double-Double	-	-
Had Multiple Assists	4	4
Had Multiple Steals	1	1



14 BEN VARGA

FRESHMAN Guard | 5-10 | 170 | Business, Undecided
Louisville, Kentucky | St. Xavier



SEASON/CAREER BESTS

POINTS

Season 3 vs. Merrimack (11/21/21)
Career 3 vs. Merrimack (11/21/21)

REBOUNDS

Season -
Career -

ASSISTS

Season 1 vs. Pitt (2/7/22)
Career 1 vs. Pitt (2/7/22)

BLOCKS

Season -
Career -

STEALS

Season -
Career -

MINUTES

Season 3 (2x), last vs. Pitt (2/7/22)
Career 3 (2x), last vs. Pitt (2/7/22)

FIELD GOALS MADE

Season 1 vs. Merrimack (11/21/21)
Career 1 vs. Merrimack (11/21/21)

FIELD GOALS ATTEMPTED

Season 2 (2x), last vs. St. Bona. (12/17/21)
Career 2 (2x), last vs. St. Bona. (12/17/21)

3-PT. FIELD GOALS MADE

Season 1 vs. Merrimack (11/21/21)
Career 1 vs. Merrimack (11/21/21)

3-PT. FIELD GOALS ATTEMPTED

Season 2 vs. Merrimack (11/21/21)
Career 2 vs. Merrimack (11/21/21)

FREE THROWS MADE

Season -
Career -

FREE THROWS ATTEMPTED

Season -
Career -

CAREER STATS

	GP-GS	MIN	AVG	FG-FGA	FG%	3FG-FGA	3FG%	FT-FTA	FT%	OFF-DEF-TOT	AVG	PF-FO	AST	TO	BLK	STL	PTS	AVG
2021-22	7-0	14	2.0	1-6	.167	1-5	.200	0-0	.000	0-0-0	0.0	1-0	1	0	0	0	3	0.4
TOTAL	7-0	14	2.0	1-6	.167	1-5	.200	0-0	.000	0-0-0	0.0	1-0	1	0	0	0	3	0.4

- Recruited as a preferred walk-on.
- Played four years at St. Xavier High School for head coach Kevin Klein.
- Holds school record for career 3-pointers made, school record for 3-pointers made in a game and school record for 3-pointers made in a season.
- Led Kentucky in 3-pointers his senior year - averaged 18 ppg and four 3-pointers per game.
- Dad played tennis at the University of Kentucky.

Last name pronounced: VAR-guh

2021-22 GAME-BY-GAME STATS

OPPONENT	DATE	ST	MIN	FG-FGA	PCT	3FG-FGA	PCT	FT-FTA	PCT	OFF	DEF	TOT	PF	A	T/O	BLK	STL	PTS
Maine	11/9/21		2	0-0	.000	0-0	.000	0-0	.000	0	0	0	0	0	0	0	0	0
at Navy	11/12/21																	
Radford	11/15/21		1	0-0	.000	0-0	.000	0-0	.000	0	0	0	0	0	0	0	0	0
St. Francis (Pa.)	11/18/21																	
Merrimack	11/21/21		2	1-2	.500	1-2	.500	0-0	.000	0	0	0	0	0	0	0	0	3
vs. Memphis	11/24/21																	
vs. Xavier	11/26/21																	
at Maryland	12/1/21																	
Wake Forest	12/4/21																	
Cornell	12/8/21		2	0-1	.000	0-1	.000	0-0	.000	0	0	0	0	0	0	0	0	0
at Dayton	12/12/21																	
vs. St. Bonaventure	12/17/21		3	0-2	.000	0-1	.000	0-0	.000	0	0	0	0	0	0	0	0	0
at Duke	12/22/21																	
NC State	1/4/22																	
at Virginia	1/12/22																	
Notre Dame	1/15/22																	
at NC State	1/19/22																	
at Boston College	1/22/22																	
at North Carolina	1/24/22																	
Miami	1/26/22																	
at Florida State	1/29/22																	
Georgia Tech	2/2/22																	
at Pittsburgh	2/5/22																	
Pittsburgh	2/7/22		3	0-0	.000	0-0	.000	0-0	.000	0	0	0	0	1	0	0	0	0
Syracuse	2/12/22																	
Virginia	2/14/22																	
North Carolina	2/19/22																	
at Georgia Tech	2/23/22																	
at Miami	2/26/22																	
Louisville	3/1/22		1	0-1	.000	0-1	.000	0-0	.000	0	0	0	1	0	0	0	0	0
at Clemson	3/5/22																	
vs. Clemson	3/9/22																	

PRODUCTION TRACKER

	This Season
Scored 5+ Points	-
Scored 10+ Points	-
Made Multiple 3FGs	-
Made 3+ 3FGs	-
Led Tech in 3FGM	-
Shot over 40% from 3	1
Played 5+ Minutes	-
Had Multiple Assists	-
Had Multiple Steals	-



15 LYNN KIDD

SOPHOMORE Center | 6-10 | 240 | Public Health
Gainesville, Florida | Clemson



SEASON/CAREER BESTS

POINTS

Season 3 vs. Saint Francis (11/18/21)
Career 4 vs. Florida State (1/23/21)

REBOUNDS

Season 3 vs. Maine (11/9/21)
Career 4 vs. South Carolina State (12/2/20)

ASSISTS

Season -
Career 1 vs. Mississippi State (11/25/20)

BLOCKS

Season 1 (2x), last vs. St. Bona. (12/17/21)
Career 2 vs. South Carolina State (12/2/20)

STEALS

Season -
Career -

MINUTES

Season 6 vs. St. Bonaventure (12/17/21)
Career 12 vs. South Carolina State (12/2/20)

FIELD GOALS MADE

Season 1 (2x), last vs. Louisville (3/1/22)
Career 1 (4x), last vs. Louisville (3/1/22)

FIELD GOALS ATTEMPTED

Season 3 vs. Saint Francis (11/18/21)
Career 5 vs. South Carolina State (12/2/20)

3-PT. FIELD GOALS MADE

Season -
Career -

3-PT. FIELD GOALS ATTEMPTED

Season -
Career -

FREE THROWS MADE

Season 1 vs. Saint Francis (11/18/21)
Career 2 (2x), last vs. Florida State (1/23/21)

FREE THROWS ATTEMPTED

Season 1 vs. Saint Francis (11/18/21)
Career 2 (2x), last vs. Florida State (1/23/21)

CAREER STATS

	GP-GS	MIN	AVG	FG-FGA	FG%	3FG-FGA	3FG%	FT-FTA	FT%	OFF-DEF-TOT	AVG	PF-FO	AST	TO	BLK	STL	PTS	AVG
2020-21	7-0	33	4.7	2-6	.333	0-0	.000	4-4	1.000	4-3-7	1.0	6-0	1	2	2	0	8	1.1
2021-22	8-0	23	2.9	2-7	.286	0-0	.000	1-1	1.000	5-4-9	1.1	0-0	0	3	2	0	5	0.6
TOTAL	15-0	56	3.7	4-13	.308	0-0	.000	5-5	1.000	9-7-16	1.1	6-0	1	5	4	0	13	0.9

- Played in seven games, totaling eight points in 33 minutes of action as a freshman at Clemson.
- Reclassified from the 2021 recruiting class to 2020.
- No. 77 overall prospect on ESPN's Top-100 list of high school juniors; four-star recruit.
- Chose Clemson over Virginia Tech, Miami, Wake Forest, Auburn and Florida during his initial recruitment.

2021-22 GAME-BY-GAME STATS

OPPONENT	DATE	ST	MIN	FG-FGA	PCT	3FG-FGA	PCT	FT-FTA	PCT	OFF	DEF	TOT	PF	A	T/O	BLK	STL	PTS
Maine	11/9/21		4	0-1	.000	0-0	.000	0-0	.000	2	1	3	0	0	2	0	0	0
at Navy	11/12/21									DNP								
Radford	11/15/21		1	0-1	.000	0-0	.000	0-0	.000	0	0	0	0	0	0	0	0	0
St. Francis (Pa.)	11/18/21		4	1-3	.333	0-0	.000	1-1	1.000	1	0	1	0	0	0	0	0	3
Merrimack	11/21/21		3	0-0	.000	0-0	.000	0-0	.000	0	2	2	0	0	0	1	0	0
vs. Memphis	11/24/21									DNP								
vs. Xavier	11/26/21									DNP								
at Maryland	12/1/21									DNP								
Wake Forest	12/4/21									DNP								
Cornell	12/8/21		3	0-1	.000	0-0	.000	0-0	.000	1	1	2	0	0	0	0	0	0
at Dayton	12/12/21									DNP								
vs. St. Bonaventure	12/17/21		6	0-0	.000	0-0	.000	0-0	.000	0	0	0	0	0	1	1	0	0
at Duke	12/22/21									DNP								
NC State	1/4/22									DNP								
at Virginia	1/12/22									DNP								
Notre Dame	1/15/22									DNP								
at NC State	1/19/22									DNP								
at Boston College	1/22/22									DNP								
at North Carolina	1/24/22									DNP								
Miami	1/26/22									DNP								
at Florida State	1/29/22									DNP								
Georgia Tech	2/2/22									DNP								
at Pittsburgh	2/5/22									DNP								
Pittsburgh	2/7/22		1	0-0	.000	0-0	.000	0-0	.000	0	0	0	0	0	0	0	0	0
Syracuse	2/12/22									DNP								
Virginia	2/14/22									DNP								
North Carolina	2/19/22									DNP								
at Georgia Tech	2/23/22									DNP								
at Miami	2/26/22									DNP								
Louisville	3/1/22		1	1-1	1.000	0-0	.000	0-0	.000	1	0	1	0	0	0	0	0	2
at Clemson	3/5/22									DNP								
vs. Clemson	3/9/22									DNP								

PRODUCTION TRACKER

	This Season	Career
Scored 10+ Points	-	-
Had 5+ Rebounds	-	-
Had Multiple Blocks	-	1
Led Tech in Blocks	-	-
Had Multiple Steals	-	-
Shot over 50% from the floor	1	2
Played 10+ Minutes	-	1
Shot 5+ Free Throws	-	-
Had Multiple Dunks	-	-



21 JOHN OJIAKO

JUNIOR Center | 6-10 | 245 | Public Health
Lagos, Nigeria | Admiral Farragut (Fla.)



SEASON/CAREER BESTS

POINTS

Season 9 vs. Maine (11/9/21)
Career 15 vs. UMES (12/29/19)

REBOUNDS

Season 5 (2x), last vs. Merrimack (11/21/21)
Career 9 (2x), last vs. Pittsburgh (2/15/20)

ASSISTS

Season 1 (2x), last at BC (1/22/22)
Career 1 (4x), last at BC (1/22/22)

BLOCKS

Season 2 vs. St. Bonaventure (12/17/21)
Career 5 vs. Miami (2/19/20)

STEALS

Season -
Career 2 vs. USC Upstate (11/13/19)

MINUTES

Season 14 vs. Merrimack (11/21/21)
Career 23 vs. Miami (2/19/20)

FIELD GOALS MADE

Season 4 vs. Maine (11/9/21)
Career 5 vs. UMES (12/29/19)

FIELD GOALS ATTEMPTED

Season 8 vs. Maine (11/9/21)
Career 10 vs. UMES (12/29/19)

3-PT. FIELD GOALS MADE

Season -
Career -

3-PT. FIELD GOALS ATTEMPTED

Season -
Career -

FREE THROWS MADE

Season 5 vs. St. Bonaventure (12/17/21)
Career 5 (2x), last vs. St. Bona. (12/17/21)

FREE THROWS ATTEMPTED

Season 6 vs. St. Bonaventure (12/17/21)
Career 6 (2x), last vs. St. Bona. (12/17/21)

CAREER STATS

	GP-GS	MIN	AVG	FG-FGA	FG%	3FG-FGA	3FG%	FT-FTA	FT%	OFF-DEF-TOT	AVG	PF-FO	AST	TO	BLK	STL	PTS	AVG
2019-20	31-2	325	10.5	33-61	.541	0-0	.000	19-28	.679	35-50-85	2.7	47-2	2	17	23	6	85	2.7
2020-21	6-0	16	2.7	1-4	.250	0-0	.000	0-2	.000	0-1-1	0.2	4-0	0	1	2	0	2	0.3
2021-22	18-0	121	6.7	18-30	.600	0-0	.000	9-11	.818	18-18-36	2.0	13-0	2	7	7	0	45	2.5
TOTAL	55-2	461	8.4	52-95	.547	0-0	.000	28-41	.683	53-69-122	2.2	63-1	4	25	32	6	132	2.4

- Battled through injuries most of 2020-21.
- Played in six games last season, throwing down a dunk for his lone bucket of the year.
- Played at Admiral Farragut High School in Florida during 2018-19.
- Originally from Nigeria, played his high school basketball first in Kentucky and then in St. Petersburg, Florida.
- Rated as the No. 25 center in the nation and No. 10 player in Florida by ESPN.
- Three-star prospect on 247 Sports and Rivals.com.
- Hopes to become a medical doctor.

Last name pronounced: oh-GEE-ah-koh

2021-22 GAME-BY-GAME STATS

OPPONENT	DATE	ST	MIN	FG-FGA	PCT	3FG-FGA	PCT	FT-FTA	PCT	OFF	DEF	TOT	PF	A	T/O	BLK	STL	PTS
Maine	11/9/21	12	4-8	.500	0-0	.000	1-1	1.000	2	2	4	2	0	0	0	0	0	9
at Navy	11/12/21	9	3-3	1.000	0-0	.000	0-0	.000	1	1	2	1	0	1	1	0	0	6
Radford	11/15/21	10	0-1	.000	0-0	.000	0-0	.000	1	4	5	3	0	0	0	0	0	0
St. Francis (Pa.)	11/18/21	9	2-4	.500	0-0	.000	2-2	1.000	2	1	3	1	0	2	1	0	0	6
Merrimack	11/21/21	14	3-4	.750	0-0	.000	0-0	.000	1	4	5	0	0	0	0	0	0	6
vs. Memphis	11/24/21	4	0-0	.000	0-0	.000	0-0	.000	0	0	0	0	0	0	0	0	0	0
vs. Xavier	11/26/21							DNP										
at Maryland	12/1/21	3	0-1	.000	0-0	.000	0-0	.000	0	0	0	0	0	0	0	0	0	0
Wake Forest	12/4/21	3	1-1	1.000	0-0	.000	0-0	.000	2	1	3	0	0	0	0	0	0	2
Cornell	12/8/21	8	0-1	.000	0-0	.000	1-2	.500	3	1	4	1	1	1	1	1	0	1
at Dayton	12/12/21							DNP										
vs. St. Bonaventure	12/17/21	9	0-0	.000	0-0	.000	5-6	.833	2	0	2	1	0	2	2	0	0	5
at Duke	12/22/21							DNP										
NC State	1/4/22							DNP										
at Virginia	1/12/22	13	1-1	1.000	0-0	.000	0-0	.000	1	2	3	2	0	1	1	1	0	2
Notre Dame	1/15/22							DNP										
at NC State	1/19/22	3	1-1	1.000	0-0	.000	0-0	.000	1	0	1	0	0	0	0	0	0	2
at Boston College	1/22/22	6	0-1	.000	0-0	.000	0-0	.000	0	1	1	2	1	0	1	0	0	0
at North Carolina	1/24/22							DNP										
Miami	1/26/22							DNP										
at Florida State	1/29/22	1	0-0	.000	0-0	.000	0-0	.000	0	0	0	0	0	0	0	0	0	0
Georgia Tech	2/2/22	2	0-0	.000	0-0	.000	0-0	.000	0	0	0	0	0	0	0	0	0	0
at Pittsburgh	2/5/22	3	0-0	.000	0-0	.000	0-0	.000	0	0	0	0	0	0	0	0	0	0
Pittsburgh	2/7/22	7	2-2	1.000	0-0	.000	0-0	.000	0	0	0	0	0	0	0	0	0	4
Syracuse	2/12/22							DNP										
Virginia	2/14/22							DNP										
North Carolina	2/19/22							DNP										
at Georgia Tech	2/23/22							DNP										
at Miami	2/26/22							DNP										
Louisville	3/1/22	5	1-2	.500	0-0	.000	0-0	.000	1	1	2	0	0	0	0	0	0	2
at Clemson	3/5/22							DNP										
vs. Clemson	3/9/22							DNP										

PRODUCTION TRACKER

	This Season	Career
Scored 10+ Points	-	1
Had 5+ Rebounds	2	8
Had Multiple Blocks	1	8
Led Tech in Blocks	2	10
Had Multiple Steals	-	1
Shot over 50% from the floor	9	29
Played 10+ Minutes	4	19
Shot 5+ Free Throws	1	3
Had Multiple Dunks	-	-



VIRGINIA TECH MEN'S BASKETBALL

COMBINED TEAM STATS

Game Records

Record	Overall	Home	Away	Neutral
ALL GAMES	20-12	11-4	7-6	2-2
CONFERENCE	11-9	6-4	5-5	0-0
NON-CONFERENCE	9-3	5-0	2-1	2-2

Score by Periods

Team	1st	2nd	OT	TOT
Virginia Tech	1108	1117	10	2235
Opponents	926	1039	9	1974

Team Box Score

No.	Player				Total		3-Point		F-Throw		Rebounds								PTS	AVG		
		GP-GS	MIN	AVG	FG-FGA	FG%	3FG-3FGA	3FG%	FT-FTA	FT%	OFF	DEF	TOT	AVG	PF	DQ	A	TO			BLK	STL
22	ALUMA, Keve	32-32	987:00	30.8	193-365	.529	22-68	.324	87-112	.777	68	145	213	6.7	74	1	56	59	31	24	495	15.5
25	MUTTS, Justyn	32-32	952:21	29.8	132-246	.537	15-45	.333	50-71	.704	77	165	242	7.6	83	0	107	87	29	36	329	10.3
4	ALLEYNE, Nahiem	32-32	1004:59	31.4	107-287	.373	59-159	.371	47-56	.839	4	88	92	2.9	47	0	52	40	1	22	320	10.0
0	CATTOOR, Hunter	32-32	1054:45	33.0	102-244	.418	73-181	.403	29-42	.690	12	120	132	4.1	68	0	69	33	6	32	306	9.6
5	MURPHY, Storm	32-32	861:12	26.9	93-216	.431	49-137	.358	15-21	.714	9	50	59	1.8	47	0	85	51	0	12	250	7.8
13	MADDOX, Darius	32-0	514:05	16.1	68-127	.535	36-67	.537	23-28	.821	13	40	53	1.7	33	0	18	17	8	11	195	6.1
3	PEDULLA, Sean	32-0	405:43	12.7	54-122	.443	29-62	.468	17-20	.850	6	29	35	1.1	48	2	46	30	1	20	154	4.8
1	N'GUESSAN, David	32-0	445:18	13.9	48-99	.485	4-15	.267	23-44	.523	29	62	91	2.8	48	0	24	16	21	9	123	3.8
21	OJIAKO, John	18-0	120:45	6.7	18-30	.600	0-0	.000	9-11	.818	17	18	35	1.9	13	0	2	7	7	0	45	2.5
11	HAYNES, Jalen	9-0	24:32	2.7	3-7	.429	0-0	.000	1-3	.333	3	2	5	0.6	2	0	0	2	0	0	7	0.8
15	KIDD, Lynn	8-0	22:40	2.8	2-7	.286	0-0	.000	1-1	1.000	5	4	9	1.1	0	0	0	3	2	0	5	0.6
14	VARGA, Ben	7-0	15:12	2.2	1-6	.167	1-5	.200	0-0	.000	0	0	0	0.0	1	0	1	0	0	0	3	0.4
10	JOHNSON, Camden	8-0	16:28	2.1	1-3	.333	1-2	.500	0-0	.000	0	2	2	0.3	1	0	1	0	0	2	3	0.4
Team											33	30	63					11				
Total		32	6425		822-1759	.467	289-741	.390	302-409	.738	276	755	1031	32.2	465	3	461	356	106	168	2235	69.8
Opponents		32	6425		731-1716	.426	206-629	.328	306-414	.739	270	701	971	30.3	466	6	369	387	97	207	1974	61.7

Team Statistics

	HOKIES	OPP
Scoring	2235	1974
Points per game	69.8	61.7
Scoring margin	+8.2	-
Field goals-att	822-1759	731-1716
Field goal pct	.467	.426
3 point fg-att	289-741	206-629
3-point FG pct	.390	.328
3-pt FG made per game	9.0	6.4
Free throws-att	302-409	306-414
Free throw pct	.738	.739
F-Throws made per game	9.4	9.6
Rebounds	1031	971
Rebounds per game	32.2	30.3
Rebounding margin	+1.9	-
Assists	461	369
Assists per game	14.4	11.5
Turnovers	356	387
Turnovers per game	11.1	12.1
Turnover margin	+1.0	-
Assist/turnover ratio	1.3	1.0
Steals	168	207
Steals per game	5.3	6.5
Blocks	106	97
Blocks per game	3.3	3.0
Winning streak	1	-
Home win streak	1	-
Attendance	114274	131880
Home games-Avg/Game	15-7618	13-10145
Neutral site-Avg/Game	-	4-2745

Team Results

Date	Opponent		Score	Att.
11/09/2021	Maine	W	82-47	6473
11/12/2021	at Navy	W	77-57	4784
11/15/2021	Radford	W	65-39	6835
11/18/2021	Saint Francis (PA)	W	85-55	6437
11/21/2021	Merrimack	W	72-43	4730
11/24/2021	vs Memphis	L	61-69	2804
11/26/2021	vs Xavier	L	58-59	0
12/01/2021	at Maryland	W	62-58	15988
12/04/2021	Wake Forest	L	61-80	8925
12/08/2021	Cornell	W	93-60	6403
12/12/2021	at Dayton	L	57-62	13407
12/17/2021	vs St. Bonaventure	W	86-49	0
12/22/2021	at Duke	L	65-76	9314
01/04/2022	NC State	L	63-68	5148
01/12/2022	at Virginia	L	52-54	13573
01/15/2022	Notre Dame	W	79-73	8925
01/19/2022	at NC State	W	62-59	13286
01/22/2022	at Boston College	L	63-68	4714
01/24/2022	at North Carolina	L	68-78	19357
01/26/2022	Miami (FL)	L	75-78	7086
01/29/2022	at Florida St.	W	85-72	11500
02/02/2022	Georgia Tech	W	81-66	6887
02/05/2022	at Pittsburgh	W	76-71	8533
02/07/2022	Pittsburgh	W	74-47	8925
02/12/2022	Syracuse	W	71-59	8925
02/14/2022	Virginia	W	62-53	9825
02/19/2022	North Carolina	L	57-65	9825
02/23/2022	at Georgia Tech	W	62-58	4150
02/26/2022	at Miami (FL)	W	71-70	5979
03/01/2022	Louisville	W	75-43	8925
03/05/2022	at Clemson	L	59-63	7295
03/09/2022	vs Clemson	Wot	76-75	8174

VIRGINIA TECH MEN'S BASKETBALL

COMBINED TEAM STATS (ACC ONLY)

Game Records

Record	Overall	Home	Away	Neutral
ALL GAMES	11-9	6-4	5-5	0-0
CONFERENCE	11-9	6-4	5-5	0-0
NON-CONFERENCE	0-0	0-0	0-0	0-0

Score by Periods

Team	1st	2nd	OT	TOT
Virginia Tech	682	679	0	1361
Opponents	610	691	0	1301

Team Box Score

No.	Player				Total		3-Point		F-Throw		Rebounds											
		GP-GS	MIN	AVG	FG-FGA	FG%	3FG-3FGA	3FG%	FT-FTA	FT%	OFF	DEF	TOT	AVG	PF	DQ	A	TO	BLK	STL	PTS	AVG
22	ALUMA, Keve	20-20	648:47	32.4	128-235	.545	17-42	.405	56-69	.812	45	94	139	7.0	44	0	38	44	17	16	329	16.5
25	MUTTS, Justyn	20-20	621:51	31.1	87-156	.558	8-22	.364	40-52	.769	51	95	146	7.3	53	0	74	61	22	19	222	11.1
4	ALLEYNE, Nahiem	20-20	602:57	30.1	64-166	.386	39-103	.379	25-32	.781	4	49	53	2.7	33	0	21	21	1	16	192	9.6
0	CATTOOR, Hunter	20-20	679:54	34.0	60-151	.397	43-116	.371	16-23	.696	7	75	82	4.1	45	0	45	23	5	19	179	9.0
5	MURPHY, Storm	20-20	530:05	26.5	53-132	.402	27-85	.318	10-12	.833	8	30	38	1.9	28	0	53	27	0	7	143	7.2
13	MADDOX, Darius	20-0	312:13	15.6	42-78	.538	23-43	.535	11-13	.846	6	24	30	1.5	21	0	15	8	5	9	118	5.9
3	PEDULLA, Sean	20-0	284:05	14.2	39-91	.429	19-47	.404	10-12	.833	4	19	23	1.2	34	1	33	22	1	10	107	5.4
1	N'GUESSAN, David	20-0	266:15	13.3	24-58	.414	1-11	.091	8-16	.500	18	29	47	2.4	26	0	15	6	13	6	57	2.9
21	OJIAKO, John	9-0	42:15	4.7	6-8	.750	0-0	.000	0-0	.000	5	5	10	1.1	4	0	1	1	2	0	12	1.3
15	KIDD, Lynn	2-0	02:11	1.1	1-1	1.000	0-0	.000	0-0	.000	1	0	1	0.5	0	0	0	0	0	0	2	1.0
11	HAYNES, Jalen	2-0	03:24	1.7	0-0	.000	0-0	.000	0-0	.000	0	1	1	0.5	1	0	0	0	0	0	0	0.0
10	JOHNSON, Camden	2-0	02:11	1.1	0-1	.000	0-0	.000	0-0	.000	0	1	1	0.5	0	0	0	0	0	1	0	0.0
14	VARGA, Ben	2-0	03:53	1.9	0-1	.000	0-1	.000	0-0	.000	0	0	0	0.0	1	0	1	0	0	0	0	0.0
Team											23	16	39					9				
Total		20	4000		504-1078	.468	177-470	.377	176-229	.769	172	438	610	30.5	290	1	296	222	66	103	1361	68.1
Opponents		20	4000		481-1064	.452	141-371	.380	198-261	.759	168	422	590	29.5	280	5	241	215	61	133	1301	65.1

Team Statistics

	HOKIES	OPP
Scoring	1361	1301
Points per game	68.1	65.1
Scoring margin	+3.0	-
Field goals-att	504-1078	481-1064
Field goal pct	.468	.452
3 point fg-att	177-470	141-371
3-point FG pct	.377	.380
3-pt FG made per game	8.9	7.1
Free throws-att	176-229	198-261
Free throw pct	.769	.759
F-Throws made per game	8.8	9.9
Rebounds	610	590
Rebounds per game	30.5	29.5
Rebounding margin	+1.0	-
Assists	296	241
Assists per game	14.8	12.1
Turnovers	222	215
Turnovers per game	11.1	10.8
Turnover margin	-0.4	-
Assist/turnover ratio	1.3	1.1
Steals	103	133
Steals per game	5.2	6.7
Blocks	66	61
Blocks per game	3.3	3.1
Winning streak	0	-
Home win streak	1	-
Attendance	83396	97701
Home games-Avg/Game	10-8340	10-9770
Neutral site-Avg/Game	-	0-0

Team Results

Date	Opponent		Score	Att.
12/04/2021	Wake Forest	L	61-80	8925
12/22/2021	at Duke	L	65-76	9314
01/04/2022	NC State	L	63-68	5148
01/12/2022	at Virginia	L	52-54	13573
01/15/2022	Notre Dame	W	79-73	8925
01/19/2022	at NC State	W	62-59	13286
01/22/2022	at Boston College	L	63-68	4714
01/24/2022	at North Carolina	L	68-78	19357
01/26/2022	Miami (FL)	L	75-78	7086
01/29/2022	at Florida St.	W	85-72	11500
02/02/2022	Georgia Tech	W	81-66	6887
02/05/2022	at Pittsburgh	W	76-71	8533
02/07/2022	Pittsburgh	W	74-47	8925
02/12/2022	Syracuse	W	71-59	8925
02/14/2022	Virginia	W	62-53	9825
02/19/2022	North Carolina	L	57-65	9825
02/23/2022	at Georgia Tech	W	62-58	4150
02/26/2022	at Miami (FL)	W	71-70	5979
03/01/2022	Louisville	W	75-43	8925
03/05/2022	at Clemson	L	59-63	7295

VIRGINIA TECH MEN'S BASKETBALL

TEAM GAME-BY-GAME

Opponent	Date	Score	W	Total		3-Pointers		Free throws		Rebounds				PF	A	TO	BLK	STL	PTS	AVG
				FG-FGA	PCT	3FG-3FGA	PCT	FT-FTA	PCT	OFF	DEF	TOT	AVG							
Maine	11/09/2021	82-47	W	35-66	.530	9-21	.429	3-5	.600	9	26	35	35.0	11	18	8	3	4	82	82.0
at Navy	11/12/2021	77-57	W	27-54	.500	8-19	.421	15-19	.789	8	27	35	35.0	17	14	9	2	5	77	79.5
Radford	11/15/2021	65-39	W	25-58	.431	10-23	.435	5-6	.833	7	34	41	37.0	14	10	15	3	7	65	74.7
Saint Francis (PA)	11/18/2021	85-55	W	31-60	.517	7-20	.350	16-20	.800	10	32	42	38.3	14	14	8	4	6	85	77.3
Merrimack	11/21/2021	72-43	W	27-49	.551	11-23	.478	7-12	.583	7	25	32	37.0	9	15	12	5	5	72	76.2
vs Memphis	11/24/2021	61-69	L	19-56	.339	7-21	.333	16-22	.727	9	24	33	36.3	20	10	13	0	8	61	73.7
vs Xavier	11/26/2021	58-59	L	22-54	.407	8-23	.348	6-10	.600	5	23	28	35.1	12	14	8	1	4	58	71.4
at Maryland	12/01/2021	62-58	W	23-60	.383	9-20	.450	7-12	.583	11	22	33	34.9	15	15	8	4	6	62	70.3
Wake Forest	12/04/2021	61-80	L	23-56	.411	8-27	.296	7-8	.875	11	14	25	33.8	13	14	12	2	3	61	69.2
Cornell	12/08/2021	93-60	W	34-63	.540	12-23	.522	13-17	.765	12	28	40	34.4	14	16	12	6	4	93	71.6
at Dayton	12/12/2021	57-62	L	21-55	.382	6-22	.273	9-14	.643	9	23	32	34.2	17	11	13	2	5	57	70.3
vs St. Bonaventure	12/17/2021	86-49	W	28-51	.549	13-28	.464	17-23	.739	9	25	34	34.2	13	14	14	5	8	86	71.6
at Duke	12/22/2021	65-76	L	26-61	.426	5-19	.263	8-9	.889	12	19	31	33.9	18	16	10	1	4	65	71.1
NC State	01/04/2022	63-68	L	23-53	.434	8-23	.348	9-11	.818	8	18	26	33.4	13	14	10	3	3	63	70.5
at Virginia	01/12/2022	52-54	L	21-50	.420	7-20	.350	3-3	1.000	6	23	29	33.1	16	13	12	6	5	52	69.3
Notre Dame	01/15/2022	79-73	W	29-49	.592	10-20	.500	11-15	.733	5	23	28	32.8	18	13	10	4	1	79	69.9
at NC State	01/19/2022	62-59	W	26-53	.491	7-24	.292	3-4	.750	12	25	37	33.0	17	13	17	5	5	62	69.4
at Boston College	01/22/2022	63-68	L	23-53	.434	7-17	.412	10-11	.909	8	15	23	32.4	18	13	7	3	7	63	69.1
at North Carolina	01/24/2022	68-78	L	27-58	.466	7-18	.389	7-11	.636	5	27	32	32.4	21	13	9	2	2	68	69.0
Miami (FL)	01/26/2022	75-78	L	25-50	.500	13-26	.500	12-15	.800	9	19	28	32.2	9	20	14	6	2	75	69.3
at Florida St.	01/29/2022	85-72	W	32-52	.615	18-25	.720	3-5	.600	4	14	18	31.5	16	16	10	2	6	85	70.0
Georgia Tech	02/02/2022	81-66	W	28-53	.528	8-20	.400	17-22	.773	9	27	36	31.7	11	16	14	3	4	81	70.5
at Pittsburgh	02/05/2022	76-71	W	26-45	.578	14-26	.538	10-16	.625	7	19	26	31.5	13	15	16	1	12	76	70.8
Pittsburgh	02/07/2022	74-47	W	29-55	.527	13-27	.481	3-6	.500	10	26	36	31.7	12	20	9	1	6	74	70.9
Syracuse	02/12/2022	71-59	W	23-60	.383	8-27	.296	17-21	.810	9	32	41	32.0	9	20	4	5	6	71	70.9
Virginia	02/14/2022	62-53	W	20-46	.435	5-20	.250	17-21	.810	4	22	26	31.8	14	12	6	6	4	62	70.6
North Carolina	02/19/2022	57-65	L	24-64	.375	5-26	.192	4-6	.667	9	22	31	31.8	16	11	9	1	6	57	70.1
at Georgia Tech	02/23/2022	62-58	W	23-59	.390	6-24	.250	10-14	.714	15	24	39	32.0	13	13	13	2	8	62	69.8
at Miami (FL)	02/26/2022	71-70	W	29-50	.580	7-23	.304	6-6	1.000	8	23	31	32.0	15	21	19	4	4	71	69.8
Louisville	03/01/2022	75-43	W	28-60	.467	12-28	.429	7-12	.583	12	24	36	32.1	12	14	8	5	10	75	70.0
at Clemson	03/05/2022	59-63	L	19-51	.373	9-30	.300	12-13	.923	9	22	31	32.1	16	9	13	4	5	59	69.6
vs Clemson	03/09/2022	76-75	Wot	26-55	.473	12-28	.429	12-20	.600	8	28	36	32.2	19	14	14	5	3	76	69.8
Total		2235		822-1759	.467	289-741	.390	302-409	.738	276	755	1031	32.2	465	461	356	106	168	2235	69.8
Opponents		1974		731-1716	.426	206-629	.328	306-414	.739	270	701	971	30.3	466	369	387	97	207	1974	61.7

Virginia Tech Averages

Games Played	Points/game	FG Pct	3FG Pct	FT Pct	Rebounds/game	Assists/game	Turnovers/game	Assist/Turnover ratio	Steals/game	Blocks/game
32	69.8	46.7	39.0	73.8	32.2	14.4	11.1	1.3	5.3	3.3

VIRGINIA TECH MEN'S BASKETBALL

OPPONENTS GAME-BY-GAME

Opponent	Date	Score	W	Total		3-Pointers		Free throws		Rebounds				Other Stats						
				FG-FGA	PCT	3FG-3FGA	PCT	FT-FTA	PCT	OFF	DEF	TOT	AVG	PF	A	TO	BLK	STL	PTS	AVG
Maine	11/09/2021	82-47	W	20-61	.328	4-22	.182	3-3	1.000	13	24	37	37.0	11	9	19	3	3	47	47.0
at Navy	11/12/2021	77-57	W	20-51	.392	3-25	.120	14-19	.737	7	22	29	33.0	18	9	10	3	6	57	52.0
Radford	11/15/2021	65-39	W	14-50	.280	2-24	.083	9-15	.600	7	25	32	32.7	13	8	18	2	11	39	47.7
Saint Francis (PA)	11/18/2021	85-55	W	21-63	.333	6-23	.261	7-11	.636	10	20	30	32.0	20	10	9	3	3	55	49.5
Merrimack	11/21/2021	72-43	W	19-49	.388	5-20	.250	0-0	.000	5	17	22	30.0	11	8	15	3	4	43	48.2
vs Memphis	11/24/2021	61-69	L	24-61	.393	5-19	.263	16-20	.800	15	30	45	32.5	21	10	14	4	8	69	51.7
vs Xavier	11/26/2021	58-59	L	22-46	.478	10-22	.455	5-8	.625	2	28	30	32.1	15	13	14	2	5	59	52.7
at Maryland	12/01/2021	62-58	W	23-55	.418	1-13	.077	11-11	1.000	9	30	39	33.0	12	6	15	7	4	58	53.4
Wake Forest	12/04/2021	61-80	L	33-52	.635	7-16	.438	7-12	.583	7	21	28	32.4	11	17	10	2	5	80	56.3
Cornell	12/08/2021	93-60	W	20-52	.385	8-26	.308	12-16	.750	6	17	23	31.5	14	16	16	2	7	60	56.7
at Dayton	12/12/2021	57-62	L	21-50	.420	7-18	.389	13-21	.619	10	28	38	32.1	18	15	15	0	9	62	57.2
vs St. Bonaventure	12/17/2021	86-49	W	18-54	.333	6-23	.261	7-13	.538	12	15	27	31.7	17	8	20	5	7	49	56.5
at Duke	12/22/2021	65-76	L	29-54	.537	5-15	.333	13-16	.813	8	24	32	31.7	15	10	11	6	8	76	58.0
NC State	01/04/2022	63-68	L	26-59	.441	9-24	.375	7-9	.778	14	22	36	32.0	16	11	9	3	6	68	58.7
at Virginia	01/12/2022	52-54	L	20-50	.400	3-13	.231	11-16	.688	9	22	31	31.9	10	12	8	3	6	54	58.4
Notre Dame	01/15/2022	79-73	W	26-57	.456	8-20	.400	13-18	.722	7	18	25	31.5	13	12	3	0	4	73	59.3
at NC State	01/19/2022	62-59	W	23-56	.411	8-26	.308	5-9	.556	11	15	26	31.2	11	10	9	1	11	59	59.3
at Boston College	01/22/2022	63-68	L	25-52	.481	4-12	.333	14-19	.737	16	22	38	31.6	14	15	10	5	3	68	59.8
at North Carolina	01/24/2022	68-78	L	23-63	.365	10-25	.400	22-26	.846	16	27	43	32.2	15	13	7	4	6	78	60.7
Miami (FL)	01/26/2022	75-78	L	29-53	.547	11-18	.611	9-10	.900	5	17	22	31.7	13	14	10	4	10	78	61.6
at Florida St.	01/29/2022	85-72	W	26-52	.500	5-13	.385	15-17	.882	11	14	25	31.3	9	16	14	3	7	72	62.1
Georgia Tech	02/02/2022	81-66	W	24-60	.400	10-25	.400	8-8	1.000	7	19	26	31.1	23	8	12	2	7	66	62.3
at Pittsburgh	02/05/2022	76-71	W	25-44	.568	9-18	.500	12-14	.857	2	16	18	30.5	14	11	15	1	11	71	62.7
Pittsburgh	02/07/2022	74-47	W	15-40	.375	10-20	.500	7-9	.778	1	18	19	30.0	14	11	11	6	3	47	62.0
Syracuse	02/12/2022	71-59	W	24-64	.375	10-27	.370	1-4	.250	10	31	41	30.5	18	9	11	3	2	59	61.9
Virginia	02/14/2022	62-53	W	22-55	.400	0-9	.000	9-12	.750	11	22	33	30.6	18	9	10	2	4	53	61.5
North Carolina	02/19/2022	57-65	L	22-49	.449	8-22	.364	13-15	.867	5	33	38	30.9	11	13	15	6	4	65	61.7
at Georgia Tech	02/23/2022	62-58	W	23-53	.434	4-13	.308	8-11	.727	7	24	31	30.9	14	10	11	4	7	58	61.5
at Miami (FL)	02/26/2022	71-70	W	28-56	.500	6-16	.375	8-13	.615	8	13	21	30.5	12	16	9	1	16	70	61.8
Louisville	03/01/2022	75-43	W	17-47	.362	6-19	.316	3-7	.429	7	21	28	30.4	13	11	18	4	5	43	61.2
at Clemson	03/05/2022	59-63	L	21-48	.438	8-20	.400	13-16	.813	6	23	29	30.4	16	13	12	1	8	63	61.3
vs Clemson	03/09/2022	76-75	Wot	28-60	.467	8-23	.348	11-16	.688	6	23	29	30.3	16	16	7	2	7	75	61.7
Total		1974		731-1716	.426	206-629	.328	306-414	.739	270	701	971	30.3	466	369	387	97	207	1974	61.7
Virginia Tech		2235		822-1759	.467	289-741	.390	302-409	.738	276	755	1031	32.2	465	461	356	106	168	2235	69.8

Opponents Averages

Games Played	Points/game	FG Pct	3FG Pct	FT Pct	Rebounds/game	Assists/game	Turnovers/game	Assist/Turnover ratio	Steals/game	Blocks/game
32	61.7	42.6	32.8	73.9	30.3	11.5	12.1	1.0	6.5	3.0

TEAM CATEGORY LEADERS

Points

##	Player	G	Pts	Pts/G
22	Aluma, Keve	32	495	15.5
25	Mutts, Justyn	32	329	10.3
4	Alleyne, Nahiem	32	320	10.0
0	Cattoor, Hunter	32	306	9.6
5	Murphy, Storm	32	250	7.8
13	Maddox, Darius	32	195	6.1
3	Pedulla, Sean	32	154	4.8
1	N'Guessan, David	32	123	3.8
21	Ojiako, John	18	45	2.5
11	Haynes, Jalen	9	7	0.8
15	Kidd, Lynn	8	5	0.6
14	Varga, Ben	7	3	0.4
10	Johnson, Camden	8	3	0.4

Scoring Average

##	Player	G	Pts	Pts/G
22	Aluma, Keve	32	495	15.5
25	Mutts, Justyn	32	329	10.3
4	Alleyne, Nahiem	32	320	10.0
0	Cattoor, Hunter	32	306	9.6
5	Murphy, Storm	32	250	7.8
13	Maddox, Darius	32	195	6.1
3	Pedulla, Sean	32	154	4.8
1	N'Guessan, David	32	123	3.8
21	Ojiako, John	18	45	2.5
11	Haynes, Jalen	9	7	0.8
15	Kidd, Lynn	8	5	0.6
14	Varga, Ben	7	3	0.4
10	Johnson, Camden	8	3	0.4

Field Goal Percentage

##	Player	FG	Att	Pct
21	Ojiako, John	18	30	.600
25	Mutts, Justyn	132	246	.537
13	Maddox, Darius	68	127	.535
22	Aluma, Keve	193	365	.529
1	N'Guessan, David	48	99	.485
3	Pedulla, Sean	54	122	.443
5	Murphy, Storm	93	216	.431
11	Haynes, Jalen	3	7	.429
0	Cattoor, Hunter	102	244	.418
4	Alleyne, Nahiem	107	287	.373
10	Johnson, Camden	1	3	.333
15	Kidd, Lynn	2	7	.286
14	Varga, Ben	1	6	.167

Field Goal Attempts

##	Player	G	Att	Att/G
22	Aluma, Keve	32	365	11.4
4	Alleyne, Nahiem	32	287	9.0
25	Mutts, Justyn	32	246	7.7
0	Cattoor, Hunter	32	244	7.6
5	Murphy, Storm	32	216	6.8

Field Goals Made

##	Player	G	Made	Made/G
22	Aluma, Keve	32	193	6.0
25	Mutts, Justyn	32	132	4.1
4	Alleyne, Nahiem	32	107	3.3
0	Cattoor, Hunter	32	102	3.2
5	Murphy, Storm	32	93	2.9

TEAM CATEGORY LEADERS

3-Point FG Percentage

##	Player	3FG	Att	Pct
13	Maddox, Darius	36	67	.537
10	Johnson, Camden	1	2	.500
3	Pedulla, Sean	29	62	.468
0	Cattoor, Hunter	73	181	.403
4	Alleyne, Nahiem	59	159	.371
5	Murphy, Storm	49	137	.358
25	Mutts, Justyn	15	45	.333
22	Aluma, Keve	22	68	.324
1	N'Guessan, David	4	15	.267
14	Varga, Ben	1	5	.200

3-Point FG Attempts

##	Player	G	Att	Att/G
0	Cattoor, Hunter	32	181	5.7
4	Alleyne, Nahiem	32	159	5.0
5	Murphy, Storm	32	137	4.3
22	Aluma, Keve	32	68	2.1
13	Maddox, Darius	32	67	2.1

3-Point FG Made

##	Player	G	Made	Made/G
0	Cattoor, Hunter	32	73	2.3
4	Alleyne, Nahiem	32	59	1.8
5	Murphy, Storm	32	49	1.5
13	Maddox, Darius	32	36	1.1
3	Pedulla, Sean	32	29	0.9

Free Throw Percentage

##	Player	Made	Att	Pct
15	Kidd, Lynn	1	1	1.000
3	Pedulla, Sean	17	20	.850
4	Alleyne, Nahiem	47	56	.839
13	Maddox, Darius	23	28	.821
21	Ojiako, John	9	11	.818
22	Aluma, Keve	87	112	.777
5	Murphy, Storm	15	21	.714
25	Mutts, Justyn	50	71	.704
0	Cattoor, Hunter	29	42	.690
1	N'Guessan, David	23	44	.523
11	Haynes, Jalen	1	3	.333

Free Throw Attempts

##	Player	G	Att	Att/G
22	Aluma, Keve	32	112	3.5
25	Mutts, Justyn	32	71	2.2
4	Alleyne, Nahiem	32	56	1.8
1	N'Guessan, David	32	44	1.4
0	Cattoor, Hunter	32	42	1.3

Free Throws Made

##	Player	G	Made	Made/G
22	Aluma, Keve	32	87	2.7
25	Mutts, Justyn	32	50	1.6
4	Alleyne, Nahiem	32	47	1.5
0	Cattoor, Hunter	32	29	0.9
13	Maddox, Darius	32	23	0.7

Rebounds

##	Player	G	Reb	Reb/G
25	Mutts, Justyn	32	242	7.6
22	Aluma, Keve	32	213	6.7
0	Cattoor, Hunter	32	132	4.1
4	Alleyne, Nahiem	32	92	2.9
1	N'Guessan, David	32	91	2.8

Assists

##	Player	G	Ast	Ast/G
25	Mutts, Justyn	32	107	3.3
5	Murphy, Storm	32	85	2.7
0	Cattoor, Hunter	32	69	2.2
22	Aluma, Keve	32	56	1.8
4	Alleyne, Nahiem	32	52	1.6

Rebounds Average

##	Player	G	Reb	Reb/G
25	Mutts, Justyn	32	242	7.6
22	Aluma, Keve	32	213	6.7
0	Cattoor, Hunter	32	132	4.1
4	Alleyne, Nahiem	32	92	2.9
1	N'Guessan, David	32	91	2.8

Steals

##	Player	G	Stl	Stl/G
25	Mutts, Justyn	32	36	1.1
0	Cattoor, Hunter	32	32	1.0
22	Aluma, Keve	32	24	0.8
4	Alleyne, Nahiem	32	22	0.7
3	Pedulla, Sean	32	20	0.6

TEAM CATEGORY LEADERS

Offensive Rebounds

##	Player	G	OReb	OReb/G
25	Mutts, Justyn	32	77	2.4
22	Aluma, Keve	32	68	2.1
1	N'Guessan, David	32	29	0.9
21	Ojiako, John	18	17	0.9
13	Maddox, Darius	32	13	0.4

Blocked Shots

##	Player	G	Blk	Blk/G
22	Aluma, Keve	32	31	1.0
25	Mutts, Justyn	32	29	0.9
1	N'Guessan, David	32	21	0.7
13	Maddox, Darius	32	8	0.3
21	Ojiako, John	18	7	0.4

Defensive Rebounds

##	Player	G	DReb	DReb/G
25	Mutts, Justyn	32	165	5.2
22	Aluma, Keve	32	145	4.5
0	Cattoor, Hunter	32	120	3.8
4	Alleyne, Nahiem	32	88	2.8
1	N'Guessan, David	32	62	1.9

Minutes

##	Player	G	Min	Min/G
0	Cattoor, Hunter	32	1055	32:58
4	Alleyne, Nahiem	32	1005	31:24
22	Aluma, Keve	32	987	30:51
25	Mutts, Justyn	32	952	29:46
5	Murphy, Storm	32	861	26:55

Fouls

##	Player	G	PF	PF/G
25	Mutts, Justyn	32	83	2.6
22	Aluma, Keve	32	74	2.3
0	Cattoor, Hunter	32	68	2.1
3	Pedulla, Sean	32	48	1.5
1	N'Guessan, David	32	48	1.5

Turnovers

##	Player	G	TO	TO/G
25	Mutts, Justyn	32	87	2.7
22	Aluma, Keve	32	59	1.8
5	Murphy, Storm	32	51	1.6
4	Alleyne, Nahiem	32	40	1.3
0	Cattoor, Hunter	32	33	1.0

Foul Outs

##	Player	G	FO
3	Pedulla, Sean	32	2
22	Aluma, Keve	32	1

TEAM GAME HIGHS

Virginia Tech - Game Highs

POINTS	93		Cornell (12/08/2021)
	86		vs St. Bonaventure (N) (12/17/2021)
	85		at Florida St. (01/29/2022)
	85		Saint Francis (PA) (11/18/2021)
	82		Maine (11/09/2021)
FIELD GOALS MADE	35		Maine (11/09/2021)
	34		Cornell (12/08/2021)
FIELD GOAL ATTEMPTS	66		Maine (11/09/2021)
	64		North Carolina (02/19/2022)
FIELD GOAL PERCENTAGE	.615	(32-52)	at Florida St. (01/29/2022)
	.592	(29-49)	Notre Dame (01/15/2022)
3 PT FG MADE	18		at Florida St. (01/29/2022)
	14		at Pittsburgh (02/05/2022)
3 PT FG ATTEMPTS	30		at Clemson (03/05/2022)
	28		vs Clemson (N) (03/09/2022)
	28		Louisville (03/01/2022)
	28		vs St. Bonaventure (N) (12/17/2021)
3 PT FG PERCENTAGE	.720	(18-25)	at Florida St. (01/29/2022)
	.538	(14-26)	at Pittsburgh (02/05/2022)
FREE THROWS MADE	17		Virginia (02/14/2022)
	17		Syracuse (02/12/2022)
	17		Georgia Tech (02/02/2022)
	17		vs St. Bonaventure (N) (12/17/2021)
FREE THROW ATTEMPTS	23		vs St. Bonaventure (N) (12/17/2021)
	22		Georgia Tech (02/02/2022)
	22		vs Memphis (N) (11/24/2021)
FREE THROW PERCENTAGE	1.000	(6-6)	at Miami (FL) (02/26/2022)
	1.000	(3-3)	at Virginia (01/12/2022)
REBOUNDS	42		Saint Francis (PA) (11/18/2021)
	41		Syracuse (02/12/2022)
	41		Radford (11/15/2021)
ASSISTS	21		at Miami (FL) (02/26/2022)
	20		Syracuse (02/12/2022)
	20		Pittsburgh (02/07/2022)
	20		Miami (FL) (01/26/2022)
STEALS	12		at Pittsburgh (02/05/2022)
	10		Louisville (03/01/2022)
BLOCKED SHOTS	6		Virginia (02/14/2022)
	6		Miami (FL) (01/26/2022)
	6		at Virginia (01/12/2022)
	6		Cornell (12/08/2021)
TURNOVERS	19		at Miami (FL) (02/26/2022)
	17		at NC State (01/19/2022)
FOULS	21		at North Carolina (01/24/2022)
	20		vs Memphis (N) (11/24/2021)

OPPONENT GAME HIGHS

Opponent - Game Highs

POINTS	80		Wake Forest (12/04/2021)
	78		Miami (FL) (01/26/2022)
	78		at North Carolina (01/24/2022)
	76		at Duke (12/22/2021)
	75		vs Clemson (N) (03/09/2022)
FIELD GOALS MADE	33		Wake Forest (12/04/2021)
	29		Miami (FL) (01/26/2022)
	29		at Duke (12/22/2021)
FIELD GOAL ATTEMPTS	64		Syracuse (02/12/2022)
	63		at North Carolina (01/24/2022)
	63		Saint Francis (PA) (11/18/2021)
FIELD GOAL PERCENTAGE	.635	(33-52)	Wake Forest (12/04/2021)
	.568	(25-44)	at Pittsburgh (02/05/2022)
3 PT FG MADE	11		Miami (FL) (01/26/2022)
	10		Syracuse (02/12/2022)
	10		Pittsburgh (02/07/2022)
	10		Georgia Tech (02/02/2022)
	10		at North Carolina (01/24/2022)
	10		vs Xavier (N) (11/26/2021)
3 PT FG ATTEMPTS	27		Syracuse (02/12/2022)
	26		at NC State (01/19/2022)
	26		Cornell (12/08/2021)
3 PT FG PERCENTAGE	.611	(11-18)	Miami (FL) (01/26/2022)
	.500	(10-20)	Pittsburgh (02/07/2022)
	.500	(9-18)	at Pittsburgh (02/05/2022)
FREE THROWS MADE	22		at North Carolina (01/24/2022)
	16		vs Memphis (N) (11/24/2021)
FREE THROW ATTEMPTS	26		at North Carolina (01/24/2022)
	21		at Dayton (12/12/2021)
FREE THROW PERCENTAGE	1.000	(11-11)	at Maryland (12/01/2021)
	1.000	(8-8)	Georgia Tech (02/02/2022)
	1.000	(3-3)	Maine (11/09/2021)
REBOUNDS	45		vs Memphis (N) (11/24/2021)
	43		at North Carolina (01/24/2022)
ASSISTS	17		Wake Forest (12/04/2021)
	16		vs Clemson (N) (03/09/2022)
	16		at Miami (FL) (02/26/2022)
	16		at Florida St. (01/29/2022)
	16		Cornell (12/08/2021)
STEALS	16		at Miami (FL) (02/26/2022)
	11		at Pittsburgh (02/05/2022)
	11		at NC State (01/19/2022)
	11		Radford (11/15/2021)
BLOCKED SHOTS	7		at Maryland (12/01/2021)
	6		North Carolina (02/19/2022)
	6		Pittsburgh (02/07/2022)
	6		at Duke (12/22/2021)
TURNOVERS	20		vs St. Bonaventure (N) (12/17/2021)
	19		Maine (11/09/2021)
FOULS	23		Georgia Tech (02/02/2022)
	21		vs Memphis (N) (11/24/2021)

TEAM GAME LOWS

Virginia Tech - Game Lows

POINTS	52		at Virginia (01/12/2022)
	57		North Carolina (02/19/2022)
	57		at Dayton (12/12/2021)
	58		vs Xavier (N) (11/26/2021)
	59		at Clemson (03/05/2022)
FIELD GOALS MADE	19		at Clemson (03/05/2022)
	19		vs Memphis (N) (11/24/2021)
FIELD GOAL ATTEMPTS	45		at Pittsburgh (02/05/2022)
	46		Virginia (02/14/2022)
FIELD GOAL PERCENTAGE	.339	(19-56)	vs Memphis (N) (11/24/2021)
	.373	(19-51)	at Clemson (03/05/2022)
3 PT FG MADE	5		North Carolina (02/19/2022)
	5		Virginia (02/14/2022)
	5		at Duke (12/22/2021)
3 PT FG ATTEMPTS	17		at Boston College (01/22/2022)
	18		at North Carolina (01/24/2022)
3 PT FG PERCENTAGE	.192	(5-26)	North Carolina (02/19/2022)
	.250	(6-24)	at Georgia Tech (02/23/2022)
	.250	(5-20)	Virginia (02/14/2022)
FREE THROWS MADE	3		Pittsburgh (02/07/2022)
	3		at Florida St. (01/29/2022)
	3		at NC State (01/19/2022)
	3		at Virginia (01/12/2022)
	3		Maine (11/09/2021)
FREE THROW ATTEMPTS	3		at Virginia (01/12/2022)
	4		at NC State (01/19/2022)
FREE THROW PERCENTAGE	.500	(3-6)	Pittsburgh (02/07/2022)
	.583	(7-12)	Louisville (03/01/2022)
	.583	(7-12)	at Maryland (12/01/2021)
	.583	(7-12)	Merrimack (11/21/2021)
REBOUNDS	18		at Florida St. (01/29/2022)
	23		at Boston College (01/22/2022)
ASSISTS	9		at Clemson (03/05/2022)
	10		vs Memphis (N) (11/24/2021)
	10		Radford (11/15/2021)
STEALS	1		Notre Dame (01/15/2022)
	2		Miami (FL) (01/26/2022)
	2		at North Carolina (01/24/2022)
BLOCKED SHOTS	0		vs Memphis (N) (11/24/2021)
	1		North Carolina (02/19/2022)
	1		Pittsburgh (02/07/2022)
	1		at Pittsburgh (02/05/2022)
	1		at Duke (12/22/2021)
	1		vs Xavier (N) (11/26/2021)
TURNOVERS	4		Syracuse (02/12/2022)
	6		Virginia (02/14/2022)
FOULS	9		Syracuse (02/12/2022)
	9		Miami (FL) (01/26/2022)
	9		Merrimack (11/21/2021)

OPPONENT GAME LOWS

Opponent - Game Lows

POINTS	39		Radford (11/15/2021)
	43		Louisville (03/01/2022)
	43		Merrimack (11/21/2021)
	47		Pittsburgh (02/07/2022)
	47		Maine (11/09/2021)
FIELD GOALS MADE	14		Radford (11/15/2021)
	15		Pittsburgh (02/07/2022)
FIELD GOAL ATTEMPTS	40		Pittsburgh (02/07/2022)
	44		at Pittsburgh (02/05/2022)
FIELD GOAL PERCENTAGE	.280	(14-50)	Radford (11/15/2021)
	.328	(20-61)	Maine (11/09/2021)
3 PT FG MADE	0		Virginia (02/14/2022)
	1		at Maryland (12/01/2021)
3 PT FG ATTEMPTS	9		Virginia (02/14/2022)
	12		at Boston College (01/22/2022)
3 PT FG PERCENTAGE	.000	(0-9)	Virginia (02/14/2022)
	.077	(1-13)	at Maryland (12/01/2021)
FREE THROWS MADE	0		Merrimack (11/21/2021)
	1		Syracuse (02/12/2022)
FREE THROW ATTEMPTS	0		Merrimack (11/21/2021)
	3		Maine (11/09/2021)
FREE THROW PERCENTAGE	.250	(1-4)	Syracuse (02/12/2022)
REBOUNDS	18		at Pittsburgh (02/05/2022)
	19		Pittsburgh (02/07/2022)
ASSISTS	6		at Maryland (12/01/2021)
	8		Georgia Tech (02/02/2022)
	8		vs St. Bonaventure (N) (12/17/2021)
	8		Merrimack (11/21/2021)
	8		Radford (11/15/2021)
STEALS	2		Syracuse (02/12/2022)
	3		Pittsburgh (02/07/2022)
	3		at Boston College (01/22/2022)
	3		Saint Francis (PA) (11/18/2021)
	3		Maine (11/09/2021)
BLOCKED SHOTS	0		Notre Dame (01/15/2022)
	0		at Dayton (12/12/2021)
TURNOVERS	3		Notre Dame (01/15/2022)
	7		vs Clemson (N) (03/09/2022)
	7		at North Carolina (01/24/2022)
FOULS	9		at Florida St. (01/29/2022)
	10		at Virginia (01/12/2022)



0 HUNTER CATTOOR

JR. • G • 6-3 • 200
ORLANDO, FLA.
BISHOP MOORE



1 DAVID N'GUESSAN

SO. • F • 6-9 • 205
DE LIER, THE NETHERLANDS
MT. ZION PREP



3 SEAN PEDULLA

FR. • G • 6-1 • 190
EDMOND, OKLA.
EDMOND MEMORIAL



4 NAHIEM ALLEYNE

JR. • G • 6-4 • 195
BUFORD, GA.
MOUNTAIN VIEW



5 STORM MURPHY

GR. • G • 6-0 • 185
MIDDLETON, WIS.
WOFFORD



10 CAMDEN JOHNSON

FR. • G • 6-1 • 175
WAXHAW, N.C.
METROLINA CHRISTIAN ACADEMY



11 JALEN HAYNES

FR. • F • 6-8 • 250
FT. LAUDERDALE, FLA.
MONTVERDE ACADEMY



13 DARIUS MADDOX

SO. • G • 6-5 • 185
BOWIE, MD.
OAK HILL ACADEMY



14 BEN VARGA

FR. • G • 5-10 • 170
LOUISVILLE, KY.
ST. XAVIER



15 LYNN KIDD

SO. • C • 6-10 • 240
GAINESVILLE, FLA.
IMG ACADEMY



21 JOHN OJIAKO

JR. • C • 6-10 • 245
LAGOS, NIGERIA
ADMIRAL FARRAGUT (FLA.)



22 KEVE ALUMA

R-SR. • F • 6-9 • 235
BERLIN, MD.
WOFFORD



25 JUSTYN MUTTS

GR. • F • 6-7 • 230
MILLVILLE, N.J.
DELAWARE



MIKE YOUNG

HEAD COACH
3RD SEASON



MIKE JONES

ASSOCIATE HEAD COACH
1ST SEASON



CHRISTIAN WEBSTER

ASSISTANT COACH
6TH SEASON



KEVIN GILTNER

ASSISTANT COACH
3RD SEASON