



# GEORGIA TECH BASKETBALL 2018-19

ACC Champions 1985, 1990, 1993 • Final Four 1990, 2004 • 16 NCAA Tournament appearances

## 2018-19 Schedule/Results

N3	FLORIDA TECH (exhibition)	W, 87-36
N9	LAMAR	W, 88-69
N13	at Tennessee (5/6)	L, 53-66
N16	EAST CAROLINA	W, 79-54
N21	UT RIO GRANDE VALLEY	W, 72-44
N23	PRAIRIE VIEW A&M	W, 65-54
N28	at Northwestern+	L, 61-67
D1	vs. St. John's [Miami, Fla.]# (rv)	L, 73-76
D9	FLORIDA A&M	W, 73-40
D17	GARDNER-WEBB	L, 69-79
D19	at Arkansas	W, 69-65
D22	GEORGIA	L, 59-70
D28	KENNESAW STATE	W, 87-57
J2	USC UPSTATE	W, 79-63
J5	WAKE FOREST	W, 92-79
J9	VIRGINIA TECH (9/7)	L, 49-52
J12	at Syracuse	W, 73-59
J16	at Clemson	L, 60-72
J19	LOUISVILLE (rv)	L, 51-79
J22	NOTRE DAME	W, 63-61
J26	at Duke (2/2)	L, 53-66
J29	NORTH CAROLINA (9/10)	L, 54-77
F2	at Florida State (25/rv)	L, 49-59
F6	CLEMSON	L, 42-65
F10	at Notre Dame	L, 59-69
F13	at Virginia Tech (22/16)	8 p.m.
F16	FLORIDA STATE (17/19)	2 p.m.
F20	PITTSBURGH	9 p.m.
F23	at Miami	2 p.m.
F27	at Virginia (4/4)	7 p.m.
M3	BOSTON COLLEGE	6 p.m.
M6	at NC State	9 p.m.
M12	ACC Tournament (Charlotte, N.C.)	

+ACC-Big Ten Challenge; #Hoophall Miami Invitational (Miami, Fla.)  
All times Eastern; home games in ALL CAPS  
(AP/USA) - rankings in AP/coaches polls at time of game, current rankings for upcoming games (rv=receiving votes)

### TELEVISION: Raycom Sports

Play-by-play	Tim Brando
Analyst	Dan Bonner

### RADIO: Georgia Tech IMG Sports Network

Play-by-play	Andy Demetra
Analyst	Randy Waters
Engineer	Miller Pope
In Atlanta	680 AM, 93.7 FM
Satellite	XM 385, Internet 976
Online	GT Gameday App, Rambliwreck.com
Tuneln	buzz.gt/LiveTuneln

### COMMUNICATIONS

GTMBB contact	Mike Stamus
Phone	404-894-5446 (ofc), 404-218-9723 (cell)
E-mail	mstamus@athletics.gatech.edu

### SOCIAL MEDIA: #TogetherWeSwarm

Official Twitter/in-game updates	@GTMBB
Coach Josh Pastner	@GTJoshPastner
Facebook	gtmensbasketball
Instagram	gtmensbasketball

## GEORGIA TECH (11-13, 3-8 ACC) vs. #22/16 VIRGINIA TECH (18-5, 7-4 ACC) GAME 25 • February 13, 2019 • 8 p.m. ET • Cassell Coliseum • Blacksburg, Va.

### About Wednesday's Game

Georgia Tech plays the second of two straight road games in the Atlantic Coast Conference Wednesday night when the Yellow Jackets visit No. 22/16 Virginia Tech for the second of two games this season against the Hokies at 8 p.m. at Cassell Coliseum in Blacksburg, Va.

Tech (11-13, 3-8 ACC), in its third season under head coach Josh Pastner, has lost five straight games and seven of its last eight, winning only against Notre Dame at home on Jan. 22 in that stretch. The Yellow Jackets are 2-6 on the road this season, 1-4 on conference play with a victory at Syracuse on Jan. 12. Tech lost its rematch with the Fighting Irish Sunday night, 69-59.

Virginia Tech (18-5, 7-4 ACC), in its fifth season under head coach Buzz Williams, began its conference schedule 7-2 but has lost its last two starts to No. 16 Louisville at home and to Clemson on the road. The loss to the Cardinals is the only home loss this season for the Hokies, who are 11-1 in Cassell Coliseum.

Wednesday's game will be broadcast live on the ACC's Raycom Sports Network, and will be streamed live on ACC Network Extra, available through the ESPN app. Radio coverage is provided on the Georgia Tech IMG Sports Network, airing in Atlanta on 680 AM and 93.7 FM the Fan. The Tech broadcast is available on satellite radio (XM ch. 385, internet ch. 976).

### GAME INFORMATION

Event/Site	Blacksburg, Va.
Venue	Cassell Coliseum (9,000)
Series vs. Virginia Tech	VT leads, 19-6
On the road	VT leads, 9-1
Last meeting	VT won, 52-49 (1/12/2019 in Atlanta)

### GEORGIA TECH YELLOW JACKETS

2018-19 rankings (AP/coaches/RPI)	nr   nr   142
2018-19 record	11-13 (9-6 home, 2-6 away, 0-1 neutral)
Head coach	Josh Pastner (Arizona, 1997)
Career record/at GT	212-121 (10th yr)   45-48 (3rd yr)
Pastner vs. Virginia Tech	3-2
Next Game	Feb. 16 vs. #17/19 Florida State

### VIRGINIA TECH HOKIES

2018-19 rankings (AP/coaches/RPI)	22   16   29
2018-19 record	18-5 (11-1 home, 3-4 away, 4-0 neutral)
Head coach	Buzz Williams (Oklahoma City, 1994)
Career record/at VT	245-151 (12th yr)   92-65 (5th yr)
Williams vs. Georgia Tech	6-6
Next Game	Feb. 16 at Pittsburgh

## ROSTER AT-A-GLANCE (#indicates last game starters)

<b>4</b>	Brandon Alston..... G ..... 6-5 .....200.....r-Sr..... Vienna, Va. ....9.1 ppg.....1.9 rpg > Graduate transfer in final year of eligibility at Tech; 47.9% FG, 38% 3pt, 83.7% FT; made 22-of-last-23 FT
<b>10</b>	Jose Alvarado# ..... G ..... 6-0 .....174.....So. .... Brooklyn, N.Y. ....11.7 .....3.8 > Leads Tech in scoring, assists, steals; 76.1% FT; 15 double-digit games this season; 9.8 ppg, 3.6 apg vs. ACC
<b>1</b>	James Banks III# ..... F ..... 6-9 .....240..... Jr. .... Decatur, Ga. ....10.4 .....7.5 > Texas transfer granted immediate eligibility 11/13; 6 double-doubles; 12.0 ppg, 6.4 rpg, 53% FG vs. ACC
<b>3</b>	Evan Cole ..... F ..... 6-9 .....211..... So. .... Cumming, Ga. ....4.6 .....2.6 > Missed 7 games/sprained left ankle; 5.3 ppg (25-47 FG), 3.0 rpg in 12 games since return
<b>0</b>	Michael Devoe# ..... G ..... 6-5 .....187..... Fr. .... Orlando, Fla. ....9.2 .....3.4 > Four-star HS prospect; 8 double-digit scoring games; started last 15 games; 13-24 3pt FG last 7 games
<b>34</b>	Abdoulaye Gueye# ..... F ..... 6-9 .....213..... r-Sr. .... Dakar, Senegal .....7.4 .....4.1 > Double digits in 7 of last 8 games (missed CL, LOU), 11.0 ppg, 4.8 rpg, 51.9% FG vs. ACC
<b>13</b>	Curtis Haywood II# ..... G ..... 6-5 .....198..... So. .... Oklahoma City, Okla. ....6.5 .....2.8 > 6 double-digit scoring games this season, 27.7% from 3 (1-for-29 last 7 games), 2nd on team with 51 assists
<b>11</b>	Evan Jester ..... F ..... 6-6 .....180..... So. .... Riverdale, Ga. ....0.0 .....0.5 > Non-scholarship player from Sandy Creek HS
<b>45</b>	Shaheed Medlock ..... G ..... 6-5 .....196..... Jr. .... Waycross, Ga. ....0.0 .....0.0 > Non-scholarship player from Ware County HS
<b>12</b>	Khalid Moore ..... F ..... 6-7 .....187..... Fr. .... Briarwood, N.Y. ....4.4 .....1.6 > 3-star composite ranking; started 8 games this season; 49.2% FG, 4-for-12 3pt, 75% FT
<b>24</b>	Sylvester Ogbonda ..... C ..... 6-10 .....239..... r-Jr. .... Port Harcourt, Nigeria .....1.8 .....1.8 > Played in 10 games this season, 6.7 mpp, 18 total minutes in 4 ACC games
<b>2</b>	Shembari Phillips ..... G ..... 6-3 .....202..... r-Jr. .... Atlanta, Ga. ....2.3 .....1.1 > Transfer from Tennessee, sat out 2017-18 season; started first 6 games of this season; 39 minutes last 7 games
<b>55</b>	Malachi Rice ..... G ..... 6-0 .....180..... So. .... Indianapolis, Ind. ....0.0 .....0.0 > Non-scholarship player from Brebeuf Jesuit Prep School
<b>35</b>	Kristian Sjolund ..... G ..... 6-8 .....191..... Fr. .... Kongsberg, Norway .....1.2 .....0.5 > Native of Norway who prepped in Texas and has international experience; played in 14 games (8 pts at ND)
<b>5</b>	Moses Wright ..... F ..... 6-9 .....210..... So. .... Raleigh, N.C. ....4.9 .....3.2 > Started 14 games, 3 double-digit scoring games, 42.9% FG

GAME NOTES

# TECH NOTEBOOK

## Tech Team Statistics

Category	2018-19	#ACC	*NCAA
Scoring offense	65.5	15	326
Scoring defense	64.2	5	25
Scoring margin	+1.3	13	185
Field goal pct.	.438	10	212
Field goal pct. def.	.389	3	12
3-pt FG pct.	.293	15	339
3-pt FG made	5.1	15	344
3-pt FG pct. def.	.277	2	6
3-pt FG allowed	5.9	--	--
Free throw pct.	.700	12	184
FT made	13.8	10	159
Rebound average	34.0	13	258
Rebound margin	-1.6	14	263
O-Reb per game	8.3	15	317
D-Reb per game	25.8	9	184
Assists per game	13.5	7	179
Assist/TO ratio	0.9	13	272
Turnover margin	-1.2	14	247
Turnovers per game	15.2	15	309
Turnovers forced	14.0	8	129
Blocks per game	5.3	2	10
Steals per game	7.7	4	49
Personal fouls per game	18.2	12	206

#ACC rankings through games of Feb. 11  
\*NCAA rankings (352 teams ranked) through games of Feb. 10

## Games Started

Player	Consec.	2018-19	Career	Conf.
Brandon Alston	0	4	33	21
Jose Alvarado	6	22	46	22
James Banks III	18	18	18	11
Evan Cole	0	3	10	7
Michael Devoe	15	15	15	11
Abdoulaye Gueye	6	13	39	21
Curtis Haywood II	1	17	24	8
Khalid Moore	0	8	8	4
Sylvester Ogbonda	0	0	0	0
Shembari Phillips	0	6	30	11
Kristian Sjolund	0	0	0	0
Moses Wright	0	14	24	7

\*includes starts at previous school  
Career ACC includes ACC Tournament starts

## Non-Conference Breakdown

Team	Conf.	18-19	Conf.	RPI*	Result
Arkansas	SEC	14-9	5-5	59	W, 69-65
East Carolina	AAC	9-14	2-9	270	W, 79-54
Florida A&M	MEAC	10-15	7-3	288	W, 73-40
Gardner-Webb	Big South	15-10	5-5	181	L, 69-79
Georgia	SEC	10-13	1-9	144	L, 59-70
Kennesaw State	A-Sun	5-20	2-8	336	W, 87-57
Lamar	Southland	12-12	5-6	267	W, 88-69
Northwestern	Big Ten	12-11	3-9	125	L, 61-67
Prairie View A&M	SWAC	11-12	9-1	197	W, 65-54
St. John's	Big East	17-7	5-6	32	L, 73-76
Tennessee	SEC	22-1	10-0	8	L, 53-66
USC Upstate	Big South	6-20	1-10	350	W, 79-63
UTRGV	WAC	14-12	6-4	168	W, 72-44

GT strength of schedule rank (overall): 65  
GT strength of schedule rank (non-conference): 224  
\*CBSSports.com (2018-19) through games of Feb. 10  
+first place in conference standings

## Starting Lineup

• **Closure** - Georgia Tech is in the midst of a four-game stretch against teams it has already played - Clemson (L, L), Notre Dame (W, L), Virginia Tech (L) and Florida State (L).

• **Going away** - After playing five of its first eight ACC games at home, Georgia Tech is now playing three of four games on the road, hosting only Clemson in that stretch last Wednesday before visiting Notre Dame and Virginia Tech.

• **Buzz saw** - Georgia Tech has lost five straight games, with the first four opponents in the midst of winning streaks. Duke and North Carolina each have won their last seven games, Florida State has won its last five, and Clemson has won four straight. Those four teams rank among the nation's top 20 in defensive efficiency according to KenPom.com. This week's opponents, Clemson and Florida State, rank 18th and 17th, respectively.

• **Old school** - James Banks III and Abdoulaye Gueye have given Georgia Tech an increasingly reliable frontcourt combination in ACC play. The duo shared the floor for more than 56 minutes in wins over Syracuse and Notre Dame (Gueye was sidelined for games against Clemson and Louisville), and have shared the floor for 67 percent of the time in Tech's last five games.

• **The Bank is open** - In 23 games at Georgia Tech, James Banks III has exceeded his 46-game totals at Texas in every offensive category, as well as blocked shots and steals. Banks has six double-doubles this season for the Jackets, fourth most in the ACC.

• **Guard your yard** - Georgia Tech ranks No. 5 in the ACC in scoring defense (67.1 ppg), No. 3 in field goal percentage defense (39.7 pct.) and No. 1 in three-point percentage defense (28.1 pct.) against conference opponents. The Jackets rank No. 4 in steals (7.73 ppg) and No. 2 in blocked shots (5.27 ppg).

• **Below average** - Georgia Tech has faced three of the nation's top 10 teams in offensive efficiency as ranked by KenPom.com - Tennessee (2), Duke (4) and Virginia Tech (10) - and held them to an average of 61.3 points. Each posted their lowest efficiency rating of the season against the Jackets. North Carolina is No. 7, and the Jackets held the Tar Heels to their fourth-lowest rating of the season. Florida State is No. 35, and was held to their second-lowest rating this season in the teams' first meeting Feb. 2.

• **Going young** - Georgia Tech's seven freshmen and sophomores have played 66 percent of the minutes for Tech in ACC games.

• **Going deep** - Georgia Tech has deployed nine different starting lineups this season, and 10 Yellow Jackets have started three or more games.

• **Longer bench** - Tech has utilized at least eight players in all of its ACC games to date. Tech's bench has played 32.9 percent of available minutes, No. 119 in the nation according to KenPom.com (national average is 30.7 pct.). Tech reserves are outscoring their opponents 21.5 to 15.6 per game.

## Series vs. Virginia Tech

• Virginia Tech has won 19 of 25 all-time meetings with Georgia Tech, including 15 of 20 as a member of the ACC.

• The Hokies have won the last five games of the series, four of which were decided in the final minute. Virginia Tech won the teams' first regular-season meeting of 2018-19, 52-49, at McCamish Pavilion.

• Tech's 64-54 win on Feb. 9, 2013 in Blacksburg is its only triumph at Cassell Coliseum in 10 tries.

• Tech has defeated Virginia Tech only three times in 11 meetings at home since the Hokies joined the ACC, and the Yellow Jackets received extraordinary performances by individuals to win two of those games. On Jan. 19, 2008, reserve guard Matt Causey came off the bench to hit seven threes and pour in 30 points in the Jackets' 81-70 victory. On Jan. 25, 2011, Iman Shumpert recorded the fourth triple-double in Tech history with 22 points, 12 rebounds and 11

## Series vs. Virginia Tech (6-19)

**Home: 3-8, Away: 1-9, Neutral: 2-2**

All Home Games: 3-8
At AMC: 2-4
At McCamish Pavilion: 1-4
In Atlanta: 3-8
In Blacksburg: 1-9
At Cassell Coliseum: 1-9
As ACC members: 5-15
In the ACC Tournament: 1-1
All Neutral Games: 2-2
Under Whack Hyder: 1-1
Under Dwane Morrison: 0-1
Under Bobby Cremins: 0-1
Under Paul Hewitt: 3-8
Under Brian Gregory: 2-4
Under Josh Pastner: 0-3
Vs. Buzz Williams: 0-5
Longest Winning Streak: 2 games (2013-14)
Longest Losing Streak: 5 games (2011-13, 2015-present)
Most Points Scored: 84 on 2-23-2008
Fewest Points Scored: 15 on 2-14-1921
Most Points Allowed: 102 on 2-13-2011
Fewest Points Allowed: 31 on 2-14-1921
Largest Margin of Victory: 19 on 3-11-2008
Largest Margin of Defeat: 25 on 2-13-2011

## Series Results

Date	GT rank	Opp rank	Site	Score
2-14-21	.....	.....	a L	15-31
12-20-57	.....	.....	h L	59-70
12-27-62 (ot)	...nr/18	....nr/14	.....n1 W	73-72
12-22-79	.....	.....n2	L	62-67
3-10-84	.....	.....a1	L	74-77
1-22-05	.....	.....12/15	.....h L	69-70
3-11-05	.....	.....n3	W	73-54
1-31-06	.....	.....	a L	62-63
1-28-07	.....	.....	h L	65-73
1-19-08	.....	.....	h W	81-70
2-23-08	.....	.....	a L	84-92
2-11-09	.....	.....	a L	71-76
3-6-10	.....	.....	h L	82-88
1-25-11	.....	.....	h W	72-57
2-13-11	.....	.....	a L	77-102
3-10-11	.....	.....n4	L	43-59
2-18-12 (ot)	.....	.....	a L	73-74
1-12-13 (ot)	.....	.....h14	L	65-70
2-9-13	.....	.....	a W	64-54
3-8-14	.....	.....h14	W	62-51
2-9-15	.....	.....	a L	63-65
1-16-16	.....	.....h14	L	77-78
1-18-17	.....	.....	a L	61-62
2-17-18	.....	.....h14	L	56-76
1-9-19	.....	.....9/7	.....h14 L	49-52

n1-Gator Bowl Tournament (Jacksonville, Fla.); n2-Roanoke Times & World News Holiday Classic (Roanoke [Va.] Civic Center); n3-ACC Tournament (MCI Center, Washington, D.C.); n4-ACC Tournament (Greensboro Coliseum, Greensboro, N.C.); a1-NIT first round

# TECH NOTEBOOK

## Just Georgia Tech, please...

*The Georgia Institute of Technology is the official title, but Georgia Tech will work fine, or just Tech (unless you're in Virginia or Texas). We would appreciate it if you would use our name in those ways. Georgia Tech University is incorrect. Thank you.*

## Georgia Tech Quick Facts

<b>Official Name:</b> Georgia Institute of Technology
<b>Location:</b> Atlanta, Ga.
<b>Enrollment:</b> 29,000
<b>Founded:</b> 1885
<b>Colors:</b> Old Gold and White
<b>Nickname:</b> Yellow Jackets, Ramblin' Wreck
<b>Mascot:</b> Buzz (Yellow Jacket)
<b>Fight Songs:</b> Ramblin' Wreck, White and Gold
<b>Conference:</b> Atlantic Coast (ACC)
<b>Home Arena:</b> McCamish Pavilion (capacity 8,600)
<b>President:</b> Dr. G.P. "Bud" Peterson
<b>Director of Athletics:</b> Todd Stansbury
<b>Faculty Rep. for Athletics:</b> Dr. Charles L. Isbell, Jr.
<b>Head Coach:</b> Josh Pastner (Arizona, 1997)
Record at Tech: 45-48 (3rd season)
Overall: 212-121 (10th season)
ACC Regular Season: 17-30
ACC Tournament: 0-2
NCAA Tournament: 2-4
<b>Assistant Coaches:</b>
Eric Reveno (Stanford, 1989), 3rd season
Julian Swartz (Carroll College, 2005), 3rd season
Anthony Wilkins (Kent State, 2013), 1st season
<b>Dir. of Player Personnel:</b> Mario West (Georgia Tech, 2007)
<b>Director of Operations:</b> Tyler Benson (St. Bonaventure, 2009)
<b>Director of Scouting:</b> Hayden Sheridan (Arizona, 2016)
<b>Player Development Coach:</b> Dan Taylor (Franklin Pierce, 2002)
<b>Athletic Trainer:</b> Richard Stewart (Salisbury, 2005)

## Basketball History

<b>104th season:</b> 1st game, Feb. 17, 1906 vs. Auburn
<b>All-time Record:</b> 1,373-1,239
<b>Winning/Losing/.500 Seasons:</b> 53 / 46 / 4
<b>NCAA Appearances (16):</b> 23-16 record
1960, 1985, 1986, 1987, 1988, 1989, 1990, 1991, 1992, 1993, 1996, 2001, 2004, 2005, 2007, 2010
<b>Final Fours (2):</b> 1990, 2004
<b>NIT Appearances (9):</b> 14-9 record
1970, 1971, 1984, 1994, 1998, 1999, 2003, 2016, 2017
<b>ACC Championships (3):</b> 1985, 1990, 1993
<b>ACC Regular-Season Titles (2):</b> 1985 (tie), 1996
<b>ACC Regular-Season Record (40th season):</b> 251-374 (172-141 home, 79-233 road)
<b>ACC Tournament Record:</b> 26-36
<b>SEC Championships (1):</b> 1938
<b>SEC Regular-Season Titles (1):</b> 1937
<b>SEC Regular-Season Record (1932-64):</b> 201-207
<b>Metro Conference Regular-Season Record (1975-78):</b> 9-10
<b>Metro Conference Tournament Record:</b> 4-3
<b>Record at McCamish Pavilion:</b> 81-43 (6th season)
<b>Record at Alexander Memorial Coliseum:</b> 556-194 (55 seasons, 1956-2011)
<b>Record at Philips Arena:</b> 7-11
<b>Record at Arena at Gwinnett Center:</b> 4-1
<b>Record at Georgia Dome:</b> 9-5
<b>All-Time Head Coaches:</b> 14
<b>ACC Head Coaches:</b> 5
<b>All-America Selections:</b> 14 (12 players)
<b>Consensus All-Americans:</b> 2
<b>First-Team All-Americans:</b> 5
<b>National Players of the Year:</b> 1
<b>All-ACC Selections:</b> 52 times (31 players)
<b>ACC Players of the Year:</b> 2
<b>ACC Rookies of the Year:</b> 11
<b>ACC Coaches of the Year:</b> 5 (3 coaches)
<b>ACC Tournament MVPs:</b> 3
<b>ACC All-Freshman Team:</b> 15

assists in the Jackets' 72-57 win.

- The Hokies, led by future NBA star Dell Curry, held off the Jackets and their future All-Americans Mark Price and John Salley, 77-74, in the teams' first meeting, a first-round post-season NIT game, at Cassell Coliseum in 1984.

- The teams have split two ACC Tournament encounters, the Jackets capturing a 73-54 victory in the first round of the 2005 tournament in Washington, D.C., and the Hokies winning a 59-43 decision in the first round in 2011 in Greensboro.

- Georgia Tech's first victory over Virginia Tech occurred on Dec. 27, 1962, a 73-72 overtime triumph at the Gator Bowl Tournament that was part of an 11-0 start for the Yellow Jackets. Tech went on to finish the season 21-5. That remains the only meeting between the two teams when both were ranked in the nation's top 25.

- Both teams were members of the old Metro Conference, but not at the same time. Georgia Tech was a member for three seasons from 1975-76 through 1977-78 before leaving to join the ACC. Virginia Tech joined the league for the 1978-79 season.

## Last Game - Tech Falls at Notre Dame

Michael Devoe scored a career-high 18 points and Abdoulaye Gueye added 12 for the Yellow Jackets, but Notre Dame took advantage of 20 offensive rebounds and pulled away from Georgia Tech in the second half Sunday night for a 69-59 Atlantic Coast Conference victory at the Purcell Pavilion.

Tech (11-13, 3-8 ACC) lost for the fifth straight time despite holding the Fighting Irish to 32.8-percent shooting from the floor and 22.2 percent from three-point range. Notre Dame scored 20 points on second chances, which enabled the Fighting Irish (13-11, 3-8 ACC) to overcome a one-point halftime deficit and outscore the Jackets, 45-34, after intermission.

T.J. Gibbs led four Notre Dame players in double figures with 20 points, including eight from the foul line. D.J. Harvey scored 18 for the Fighting Irish, with Prentiss Hubb adding 13 and John Mooney notching another double-double with 11 points and 14 boards.

James Banks scored nine points and grabbed 12 rebounds for the Yellow Jackets. Devoe added a season-best eight rebounds and six assists.

## Following the Trends

- Curtis Haywood II returned to the Georgia Tech starting five that also included Jose Alvarado and Michael Devoe at the guards, Abdoulaye Gueye at big forward and James Banks III at center. That lineup has started six games this season, and the Yellow Jackets are 2-3 in those games. Tech has used nine different starting lineups this season.

- Devoe, a freshman, has started Tech's last 15 games, having made his first collegiate start at Arkansas. Haywood made his 17th start of the season. Banks has started the last 18 straight games in the post. Gueye has started 13 games, and Alvarado 22.

- No Yellow Jacket has started every game this season, and 10 different players have started three or more games.

- Tech used eight players in the game for nine or more minutes, nine Jackets played altogether. At least eight players have seen significant minutes in all of Tech's games this season, despite a variety of injuries and illnesses.

- Tech has lost all six meetings against Notre Dame on the road since the Fighting Irish joined the ACC, and the two teams have held serve at home each of the last four seasons.

- Tech's seven three-point field goals were a season high against an ACC team and the most since the Yellow Jackets hit eight against Kennesaw State on Dec. 28.

- Georgia Tech has held 15 of its 24 opponents, and six of its 11 ACC foes, under 40 percent from the floor. Notre Dame shot 32.3 percent and 32.8 percent in its two meetings with the Yellow Jackets.

- Notre Dame also secured 20 offensive rebounds

## First Meeting vs. Virginia Tech

### Virginia Tech 52, Georgia Tech 49 Jan. 9, 2019 • McCamish Pavilion

Georgia Tech worked a two-point lead late in the second half but was unable to pull off the upset, falling to No. 9/7 Virginia Tech, 52-49.

The Yellow Jackets' (9-6, 1-1 ACC) defense paved the way for them all night, holding the Hokies (14-1, 3-0 ACC) to less than 30 percent shooting from the field and a paltry 18.5 percent from downtown.

Offensively, Tech was led by Jose Alvarado who scored 17 of its 24 total first-half points en route to a 20-point outing. Abdoulaye Gueye also finished with 11 points and six rebounds while Michael Devoe and Brandon Alston both finished with seven points.

Virginia Tech owned slight advantages on the glass (35-32), points in the paint (20-18), and turnover margin (18-8), but Georgia Tech's overall offensive numbers of 44.7 percent from the field and 37.5 percent from three-point distance kept them within an arm's length for the majority of the game.

The Hokies were led offensively by Ahmed Hill, with finished with 15 points and Kerry Blackshear, Jr. who finished with a double-double with 14 points and 10 rebounds.

#### VIRGINIA TECH (14-1, 3-0)

Player	FG-A	3P-A	FT-A	Reb	PF	Pts	A	TO	Bk	S	MIN
Blackshear*	3-8	0-0	8-12	10	3	14	1	3	1	0	32
Outlaw, Ty*	1-6	0-3	0-0	4	0	2	0	0	1	0	30
Alexander-Walker* 1-13	0-6	2-2	4	2	4	6	1	0	0	0	36
Robinson*	3-10	2-7	2-4	5	2	10	3	2	0	1	36
Hill*	6-14	2-8	1-1	2	3	15	1	1	0	0	35
Wilkins	1-3	1-2	0-0	0	0	3	0	0	0	0	10
Bede	0-1	0-1	0-0	1	3	0	1	0	0	1	13
Home	2-2	0-0	0-0	4	2	4	0	1	0	1	8
<b>Totals</b>	<b>17-57</b>	<b>5-27</b>	<b>13-19</b>	<b>35</b>	<b>15</b>	<b>52</b>	<b>12</b>	<b>9</b>	<b>2</b>	<b>3</b>	<b>200</b>
FG% 1st Half: 9-28 32.1%	2nd Half: 8-29 27.6%	Game: 29.8%									
3FG% 1st Half: 2-11 18.2%	2nd Half: 3-16 18.8%	Game: 18.5%									
FT% 1st Half: 9-10 90.0%	2nd Half: 4-9 44.4%	Game: 68.4%									

#### GEORGIA TECH (9-6, 1-1 ACC)

Player	FG-A	3P-A	FT-A	Reb	PF	Pts	A	TO	Bk	S	MIN
Wright*	0-1	0-0	0-0	4	1	0	1	2	0	0	14
Moore*	1-2	0-0	0-0	3	4	2	2	1	0	0	15
Banks III*	1-5	0-0	0-0	5	4	2	2	2	2	1	36
Devoe*	3-7	1-4	0-2	6	1	7	3	3	0	2	40
Alvarado*	6-11	3-5	5-8	1	4	20	4	4	0	2	39
Phillips*	0-0	0-0	0-0	1	0	0	0	0	0	0	6
Cole*	0-1	0-1	0-0	0	1	0	0	1	0	0	6
Alston*	2-4	1-3	2-2	3	3	7	0	3	0	0	17
Gueye*	4-7	1-3	2-4	6	4	11	0	2	2	0	27
<b>Totals</b>	<b>17-38</b>	<b>6-16</b>	<b>9-16</b>	<b>32</b>	<b>22</b>	<b>49</b>	<b>12</b>	<b>18</b>	<b>4</b>	<b>5</b>	<b>200</b>
FG% 1st Half: 9-17 52.9%	2nd Half: 8-21 38.1%	Game: 44.7%									
3FG% 1st Half: 3-6 50.0%	2nd Half: 3-10 30.0%	Game: 37.5%									
FT% 1st Half: 3-6 50.0%	2nd Half: 6-10 60.0%	Game: 56.3%									

#### Score by Periods

	1st	2nd	Total
Virginia Tech	29	23	52
Georgia Tech	24	25	49

Officials: Lee Cassell, Bert Smith, Doug Simons

Attendance: 6166

Points in the paint-VT 20,GT 18. Points off turnovers-VT 19,GT 14.

2nd chance points-VT 7,GT 1. Fast break points-VT 14,GT 10.

Bench points-VT 7,GT 18. Score tied-2 times. Lead changed-3 times.

Last FG-VT 2nd-03:09, GT 2nd-03:25.

Largest lead-VT by 10 2nd-17:02, GT by 2 1st-19:46.

VT led for 36:58. GT led for 00:44. Game was tied for 02:18.

# TECH NOTEBOOK

## Tech's Record

	2018-19	CJP
At home	9-6	38-16
On the road	2-6	6-25
At neutral sites	0-1	1-4
Vs. top-10 opponents	0-4	2-9
Vs. top-25 opponents	0-5	5-15
Vs. teams over .500	6-13	25-41
Vs. teams under .500	4-0	17-4
Vs. teams at .500	1-0	2-2
While in the top 25	0-0	0-0
In November	4-2	12-4
In December	3-3	10-11
In January	4-5	13-13
In February	0-3	4-15
In March/April	0-0	6-4
Wearing white uniforms	8-7	37-17
Wearing gold uniforms	2-3	7-18
Wearing navy uniforms	0-3	2-11
Wearing black uniforms	0-0	0-0
Game is decided by 5 pts./fewer or OT	2-2	9-11
Game is decided by 10/fewer or OT	2-6	19-22
Leading at the half	8-3	35-11
Trailing at the half	3-10	9-36
Tied at the half	0-0	1-0
Leading with 5:00 to play	10-1	41-3
Trailing with 5:00 to play	1-12	3-44
Tied with 5:00 to play	0-0	0-0
In overtime games	0-0	1-0
After a bye in the ACC schedule	1-0	1-1
Tech scores 100 or more points	0-0	0-0
Tech scores 70 or more points	8-1	30-7
Tech scores fewer than 70 points	3-12	15-41
Opponent scores 100 or more points	0-0	0-1
Opponent scores 70 or more	1-6	7-25
Opponent scores fewer than 70	10-7	40-20
Opponent scores fewer than 50	2-0	3-0
Tech shoots 50 pct. or better	7-0	14-4
Opponent shoots 50 pct. or better	0-2	1-10
Opponent shoots under 40 pct.	9-5	33-12
Tech has a higher FG% than opponent	10-3	44-10
Tech has a lower FG% than opponent	1-9	1-36
FG percentage is even	0-1	0-2
Tech has more 3-point FGs	5-3	10-10
Tech has fewer 3-point FGs	6-9	33-29
3-point FGs are even	0-1	3-7
Tech attempts more FT than opponent	7-6	37-16
Tech attempts fewer FT than opponent	3-7	6-27
Free throw attempts are even	1-0	2-4
Tech outrebounds opponent	5-2	24-11
Opponent outrebounds Tech	3-11	16-36
Rebounds are even	3-0	5-0
Tech has fewer turnovers than opponent	7-2	22-13
Tech has more turnovers than opponent	4-9	20-28
Turnovers are even	0-1	3-5
Tech has more assists than turnovers	6-1	29-13
Committing more fouls	3-7	4-26
Committing fewer fouls	8-5	37-14
Fouls are even	0-1	4-7
4/more Jackets score in double figures	7-1	22-12
A Jacket scores 20 or more	2-4	23-21
A Jacket scores 30 or more	0-0	3-0
Scoring more bench points	8-8	23-20
Scoring fewer bench points	3-5	22-25
Bench scoring is even	0-0	0-2

in each meeting against Georgia Tech, and outrebounded the Jackets overall by six in each meeting. Sunday night, the Fighting Irish turned the 20 rebounds into 20 second-chance points, a season high against Tech. The Irish had 18 second-chance points in the first meeting. The Yellow Jackets have given up 37 second-chance points in their last two games.

- Wake Forest (74.4 ppg, scored 79) and Clemson (71.4 ppg, scored 72 in the first meeting) remain the only Georgia Tech opponents to exceed their season scoring averages this season against the Yellow Jackets this season. Tech had held every other opponent this season under its season scoring average – breakdown by game: Lamar 81.8 (69), Tennessee 85.5 (66), East Carolina 71.1 (54), UTRGV 70.2 (44), Prairie View A&M 69.2 (54), Northwestern 73.5 (67), St. John's 83.5 (76), Florida A&M 63.2 (40), Gardner-Webb 82.9 (79), Arkansas 81.8 (69), Georgia 79.2 (70), Kennesaw State 62.5 (57), USC Upstate 70.9 (63), Virginia Tech 81.1 (52), Syracuse 70.9 (59), Louisville 79.9 (79), Notre Dame 74.7 (61), Duke 88.6 (66), North Carolina 88.1 (77), Florida State 77.8 (59), Clemson 71.2 (65 in second meeting), Notre Dame 71.7 (69 in second meeting).

- Two fouls in the first half? No problem. Tech ranks No. 1 in the nation, according to KenPom.com, in percentage of first-half minutes that Jackets are on the floor with two fouls (66.5 percent). The national average is 21.4 percent.

## Personnel Highlights

- Freshman Michael Devoe set season highs for points (18), rebounds (8) and three-point field goals (4-for-5) at Notre Dame, and matched his season high for assists (6), field goals and attempts (6-for-13).

- Devoe is 6-for-9 from three-point range in his last two games, 13-for-24 since the Louisville game on Jan. 19. He has hit 45.9 percent in ACC games (17-for-37), better than all ACC players who qualify for conference rankings (must have made 2 per game).

- Abdoulaye Gueye has averaged 12.0 points and 5.1 rebound over his last eight games, and has scored in double digits in seven of those. The 6-9 senior has connected on 52.6 percent of his shots from the floor (41-of-78) in the same stretch.

- In ACC games, Gueye is Tech's second-leading scorer (11.0 ppg) and second-highest percentage shooter (51.9 pct.).

- James Banks III grabbed 12 rebounds against Notre Dame, his first game in double digits since the first meeting against the Fighting Irish on Jan. 22, when he posted his last double-double with 16 points and 10 boards. The 6-9 junior missed his seventh double-double by one point.

- Banks blocked four Fighting Irish shots and has 11 in his last two games. He ranks No. 2 in the ACC in blocked shots in all games (2.52 pg), behind Notre Dame's Juwan Durham, and is No. 2 in conference games (2.64 pg) behind Clemson's Elijah Thomas.

- Banks remains Tech's leading scorer (12.0 ppg) and rebounder (6.4 rpg) in ACC games. He has connected on 53 percent of his shots from the floor in conference games.

- Freshman Kristian Sjolund saw his most extensive action of the ACC season, playing 9:41 and scoring a season-best seven points, including a pair of three-point field goals. The 6-7 forward went 3-for-5 from the floor and had an assist. His season high for minutes has been 11 against East Carolina, and he had gone 2-for-11 from three-point range on the season prior to Sunday.

- Devoe and Jose Alvarado each played the full 40 minutes against Notre Dame, it was the first time Devoe has done so, and was the 10th career complete game for Alvarado. They had two turnovers between them (zero for Alvarado).

- Alvarado and Curtis Haywood continued to struggle shooting the ball, combining to go 2-for-16 against Notre Dame, 1-for-12 from three-point range. Alvarado is 3-for-20 from long distance in his last five games (3-for-30 overall in his last three games), Haywood 1-for-29 in his last seven. Alvarado has not

## Georgia Tech By the Numbers

1	SEC Championships
1	NCAA Post-Graduate Scholar
1	Naimsmith Award winner
2	Final Four appearances
2	ACC regular-season titles
2	ACC Players of the Year
2	National Freshmen of the Year
3	ACC Championships
3	Years a Member of the Metro Conference
5	First-team All-America players
6	Jersey numbers retired
6	Academic All-Americans
7	NCAA Sweet 16 appearances
8	Wins over teams ranked No. 1
8	NBA lottery picks
12	ACC Rookie of the Year honorees
14	Head coaches in program history
16	NCAA Tournament berths
19	NBA first-round draft picks
25	Total postseason berths (NCAA and NIT)
32	Years a Member of the SEC
39	Years a Member of the ACC
45	Players taken in the NBA Draft
48	Players selected All-ACC
228	Weeks ranked in either AP or Coaches Poll

been to the free throw line in his last four games.

- Though Haywood has not shot the ball well over the last seven games, but he has rebounded at a high clip (4.1 per game) and has 14 assists against nine turnovers with nine steals in the same stretch. Alvarado has averaged 4.2 rebounds and 3.6 assists during his five-game shooting slump.

- Moses Wright did not play for the first time since Jan. 12 at Syracuse, Evan Cole for the first time since Dec. 22 against Georgia (when he was still recovering from an ankle sprain that cost him seven games).

## Pastner's Key Metrics

- **Assists to made field goals:** The Jackets have 182 assists on 296 field goals (61.5 percent) in its last 11 games. The Jackets are at 58.0 percent for the season, 44th in the nation, and 56.5 percent in ACC games. Tech assisted on 13 of 22 made field goals (59.1 percent) against Notre Dame, falling short of its nightly goal of 60 percent.

- **Free throws made to opponents' attempts:** Tech is 37-17 under Josh Pastner when attempting more free throws than the opponent. Tech connected on 8-of-13 free throw attempts to Notre Dame's 21-of-25 (nightly goal of making more than opponent tries not accomplished).

- **Turnovers:** Tech has averaged 15.2 turnovers per game this season, 15.9 in ACC games to date (3.4 more per game than opponents). Target each night is 11 or fewer, which Tech has met twice this season (both wins). More telling for Tech under Josh Pastner is that when Tech has committed fewer turnovers than its opponent, it is 22-13. When it has committed more, it is 20-28.

- **Guard rebounding:** The group of Alvarado, Alston, Devoe, Haywood, Moore and Phillips has combined to take 288 of Tech's 618 defensive rebounds this season (46.5 percent). Tech's guards combined for 13 of Tech's 27 defensive rebounds against Notre Dame.

## Build the Wall

Due to its ability to play both zone and man-to-man and keep opponents off-balance, Georgia Tech has been able to rely on its mixture of defenses to win games over Josh Pastner's first

# TECH NOTEBOOK

## The Last Time a Jacket...

- Scored 30 or more points:**  
Josh Okogie, 30 vs. Miami, 1/3/18
- Led Tech in scoring off the bench:**  
Evan Cole, 16 vs. USC Upstate, 1/2/19
- Grabbed 15 or more rebounds:**  
Josh Okogie, 16 at Florida State, 1/24/18
- Had 10 or more assists:**  
Josh Heath, 10 vs. NC State, 1/15/17
- Had a double-double:**  
James Banks (24 pts/11 reb) vs. Louisville, 1/19/19
- Played 40 minutes in regulation:**  
Jose Alvarado, Michael Devoe at Notre Dame, 2/10/19
- Played every minute of an overtime game:**  
Jose Alvarado, Ben Lammers (45 minutes/1 OT) at Boston College, 2/4/18
- Played every minute of a multiple-OT game:**  
Matt Harpring (50 minutes/2 OT) vs. North Carolina, 2-8-98

## The Last Time the Jackets...

- Scored 100 or more points:**  
vs. Green Bay (107-77) on 11/19/15
- Scored 100 or more points in regulation:**  
vs. Green Bay (107-77) on 11/19/15
- Scored 100 or more points in consecutive games:**  
vs. Jackson State (100-70) on 11/13/06, Georgia State (103-74) on 11/16/06
- Scored 100 or more points twice in one season:**  
vs. Cornell (116-81), 11/13/15, Green Bay (107-77) on 11/19/15
- Allowed 100 or more points:**  
vs. Duke (110-57 loss) on 1/4/17
- Allowed 100 or more points in regulation:**  
vs. Duke (110-57 loss) on 1/4/17
- Shot 60 percent or better:**  
.603 (47-78) vs. Cornell, 11/13/15
- Failed to make a three-point basket:**  
0-for-12 vs. Virginia, 1/22/15
- Did not allow a three-point basket:**  
0-for-11 vs. Pittsburgh, 3/5/16
- Failed to make a free throw:**  
0-for-6 vs. Duke, 1/7/14
- Grabbed 50 or more rebounds:**  
50 vs. Arkansas, 11/26/15
- Two players had a double-double:**  
Ben Lammers (12 pts/10 reb), Josh Okogie (14 pts/10 reb) at Notre Dame, 2/26/17
- Two players had 10 or more rebounds:**  
Ben Lammers (10), Josh Okogie (10) at Notre Dame, 2/26/17
- Had 25 or more assists:**  
29 vs. Kennesaw State, 12/28/18
- Blocked 10 or more shots:**  
10 vs. Bethune-Cookman, 11/19/17
- Had 15 or more steals:**  
15 at Syracuse, 1/12/19
- Had fewer than 10 turnovers:**  
6 at Virginia, 2/21/18
- Had five or more players in double-figures in points:**  
5 players vs. Kennesaw State, 12/22/18
- Had no player score 10+ points:**  
Virginia (lost 57-28), 1/22/15
- Allowed no player to score 10+ points:**  
Florida A&M (won 73-40), 12/9/18
- Had no player play 30 minutes:**  
Florida A&M (won 73-40), 12/9/18
- Won by 30 or more points:**  
Kennesaw State (87-57), 1/28/18
- Won by 40 or more points:**  
Kentucky State (98-50), 1/30/10
- Won by 50 or more points:**  
Winston-Salem State (97-46), 1/3/07
- Played an overtime game:**  
at Boston College (lost 80-72), 2/4/18
- Defeated a Top 10 team:**  
#6/8 Florida State (78-56), 1/25/17
- Defeated a Top 25 team:**  
#25 Notre Dame (60-53), 1/10/18
- Defeated a Top 10 team on the road:**  
#7/7 Syracuse (67-62), 3/4/14
- Defeated a Top 25 team on the road:**  
#23/23 Miami (70-50), 1/28/15
- Had a game postponed:**  
Boston College (in Atlanta), 2/12/14 (weather)
- Had a game cancelled:**  
Fordham (in Atlanta), 11/27/10 (weather)

two-plus seasons at Georgia Tech.

This Yellow Jacket team has played it well enough to rank No. 12 in adjusted defensive efficiency (91.4 ppg/100 possessions), and is No. 5 in the ACC and 25th in the NCAA in scoring defense at 64.2 points per game.

- Tech's effective field goal percentage defense (44.1 pct.) ranks No. 9 nationally, according to KenPom.com, and the Jackets are No. 12 in the NCAA rankings in field goal percentage defense (38.9 pct.). Tech ranks 29th in KenPom in effective two-point percentage (45.6) defense.
- The Jackets have also defended the three-point shot better, allowing just 27.7-percent accuracy to rank No. 2 in the ACC and No. 6 nationally. Tech is No. 6 in effective 3-point defense according to KenPom.com.
- Tech has improved markedly in another area - takeaways. The Jackets are No. 5min the ACC and rank 49th nationally in steals (7.7 per game) and are No. 2 and 10, respectively, in blocked shots (5.3 per game).
- Tech's NIT finals team from 2017 ranked No. 6 in adjusted offensive efficiency (91.0 points allowed per 100 possessions) according to KenPom.com. That group ranked fourth in the ACC in scoring defense (66.8 ppg) and No. 1 in FG percentage defense (39.8 pct.).

### Assisted Living

Georgia Tech coach Josh Pastner preached and prodded his Yellow Jackets on ball and player movement and hard cutting from the first time he got his team on the practice court. His primary measuring stick on how well the Jackets perform offensively is their ratio of assists to made field goals.

**Tech is No. 40 so far in 2018-19 at 58.0 percent (56.5 pct. in ACC games), and remains well above the national average (52.1 pct.) in that category.** The Jackets did not perform as well in that department in 2017-18, assisting on 54.6 of its made field goals overall, 53.9 against ACC teams, and missing Pastner's 60-percent bar 14 times.

In Pastner's first season, the Yellow Jackets ranked 13th nationally, according to KenPom.com, in highest percentage of assists to made field goals at 62.6 percent, the team's highest rate since the 2000-01 season. Tech's number was 63.2 percent in ACC games. Pastner's nightly goal is 60 percent.

**Tech's top assists-to-made field goals ratios:** 1987-88 – 68.3; 1988-89 – 65.9; 1986-87 – 65.8; 1992-93 – 65.0; 1985-86 – 64.8; 2000-01 – 62.9; 1999-00 – 62.9; 2016-17 – 62.6

### Building Depth

Georgia Tech has deployed nine different starting lineups this season, and 10 Yellow Jackets have started three or more games.

Tech has deployed at least eight players for significant minutes in all of its games so far, including as many as nine

in its ACC games. Tech's bench has played 32.9 percent of available minutes, No. 119 in the nation according to KenPom.com (national average is 30.7 pct.). *Last season, Tech ranked No. 210 with 30.1 minutes played by reserves.*

In conference play this season, head coach Josh Pastner has relied on a core group for longer durations - Jose Alvarado and Michael Devoe all rank among the conference top 15 in average minutes, yet still utilized eight or nine players altogether.

### Jose Can You See

Point guard Jose Alvarado, recruited to Georgia Tech primarily for his winning attitude and determination, was given the green light by head coach Josh Pastner to handle the position, sink or swim, before his freshman season came to an abrupt end Feb. 11 against Duke. He dislocated his left elbow in a fall, and missed the rest of the season.

The Brooklyn native, the first Tech player from the New York area in nearly 20 years, has developed into the Yellow Jackets general on the floor in his sophomore season, leading the Jackets in scoring (11.7 ppg, 9.8 vs. the ACC), assists (3.3 pg, 3.6 vs. the ACC) and steals (1.9 pg, 1.9 vs. the ACC). He also has hit 78.8 percent from the free throw line while taking 3.9 rebounds on average in ACC games to date.

He ranks among the ACC's top 10 in free throw percentage, assists and steals.

Alvarado's freshman season was full of promise until it came to an abrupt halt on Feb. 11, when he dislocated his left elbow on a hard fall to the floor trying to contest a breakaway shot from Duke's Javin Delaurier. Until then, he had averaged 12.6 points per game to rank second on the team, 3.9 rebounds and 3.3 assists with an assist/turnover ratio of 77/56. He also shot the ball well, making 45 percent of his shots from the floor, 37.4 percent from three-point distance, and 80.2 percent from the foul line on 80 attempts.

Alvarado has posted 30 double-figure scoring games in his career, seven times scoring 20 or more. And the 6-foot playmaker has averaged nearly 34 minutes per game, with eight complete 40-minute games.

He was not the first Tech point guard to earn the starting job as a freshman and handle it well. He follows such Tech greats at Mark Price, Kenny Anderson, Travis Best, Stephen Marbury, Tony Akins and Jarrett Jack, as well as others who started at the position as freshmen without reaching their lofty accomplishments.

### Out of Africa

Georgia Tech got a big lift from an unlikely source once ACC play began last season, junior forward Abdoulaye Gueye (pronounced "AB-doo-lie GAY). During the month of January and into February, the Yellow Jackets saw the 6-9 native of Senegal (by way of Birmingham, Ala.) become a legitimate offensive force, and not just a disruptor on defense and on the

## Tech All-Time vs. the ACC

Opponent	Overall	in ACC	Tourney	In McCamish Pavilion	In Opponent Current Venue	Current Streak
Boston College	14-12	10-11	1-3	2-1	3-6	Lost 2
Clemson	63-73	35-50	4-1	3-4	8-39	Lost 5
Duke	23-73	19-61	3-7	0-2	5-36	Lost 12
Florida State	29-41	19-27	0-2	1-2	8-15	Lost 2
Louisville	13-21	0-6	--	0-3	0-2	Lost 8
Miami	9-13	7-12	0-1	1-3	3-5	Won 1
North Carolina	25-69	23-55	5-4	1-4	4-25	Lost 2
NC State	40-57	32-43	3-3	1-3	4-11	Won 1
Notre Dame	11-9	5-7	--	5-1	1-7	Lost 1
Pittsburgh	8-4	3-4	0-1	2-1	1-2	Won 1
Syracuse	6-5	6-3	--	2-1	1-3	Won 2
Virginia	40-41	38-40	5-5	2-2	1-7	Lost 4
Virginia Tech	6-19	5-15	1-3	1-4	1-9	Lost 5
Wake Forest	43-40	42-38	0-4	5-0	8-20	Won 2

## TECH NOTEBOOK

Tech Highs and Lows  
Under Josh Pastner

Longest winning streak: 4 games (2016-17, 2017-18)
Longest ACC winning streak: 3 games (2017-18)
Longest losing streak: 7 games (2017-18)
Longest ACC losing streak: 7 games (2017-18)
Most points scored in a game: 96 vs. Tusculum, 2/7/17
Most points scored - ACC opponent: 92 vs. Wake Forest, 1/5/19
Fewest points scored in a game: 42 vs. Clemson, 2/6/19
Fewest points scored - ACC opponent: 42 vs. Clemson, 2/6/19
Most points allowed in a game: 110 at Duke, 1/4/17
Most points allowed - ACC opponent: 110 at Duke, 1/4/17
Fewest points allowed in a game: 40 vs. Florida A&M, 12/9/18
Fewest points allowed - ACC opponent: 51 vs. Syracuse, 1/31/18
Largest margin of victory: 38 vs. Tusculum (96-58), 2/7/17
Largest margin of victory - ACC opponent: 22 vs. Florida State (78-56), 1/25/17
Largest margin of victory - road game: 15 (69-54) at Pittsburgh, 1/13/18
Largest margin of victory - ACC road game: 15 (69-54) at Pittsburgh, 1/13/18
Largest losing margin: 53 (110-57) at Duke, 1/4/17
Largest losing margin - ACC opponent: 53 at Duke, 1/4/17
Most points allowed in a win: 76 at NC State (86-76), 1/15/17
Most points scored in a loss: 81 vs. Wright State, 12/22/17
Fewest points scored in a win: 52 vs. Northwestern (52-51), 11/28/17
Fewest points allowed in a loss: 52 vs. Virginia Tech (52-49), 1/9/19
Largest deficit overcome to win a game: 15 vs. Boston College (7:03-1st), 2/11/17
Largest 2nd-half deficit overcome to win a game: 9 vs. NC State (17:15), 3/1/18; vs. Prairie View A&M (16:49), 11/23/18
Largest deficit overcome to win a road game: 5 (13:55-1st) at NC State, 1/15/17
Largest lead given up in a loss: 16 (15:06-2nd half) vs. St. John's, 12/1/18
Largest 2nd-half lead given up in a loss: 16 (15:06-2nd half) vs. St. John's, 12/1/18
Highest FG pct.: 59.5 (25-42) at Syracuse, 1/12/19
Highest FG pct. - ACC opponent: 59.5 (25-42) at Syracuse, 1/12/19
Lowest FG pct.: 27.6 (16-58) vs. Tennessee, 11/13/18
Lowest FG pct. - ACC opponent: 28.3 (17-60) at Florida State, 2/2/19
Highest 3-pt pct.: 62.5 (10-16) at NC State, 1/15/17
Highest 3-pt pct. - ACC opponent: 62.5 (10-16) at NC State, 1/15/17
Most 3-pt FG: 12 vs. Lamar, 11/9/2018
Most 3-pt FG - ACC opponent: 10 at NC State, 1/15/17
Lowest 3-pt pct.: 10.0 (1-10) vs. Miami, 1/3/18, (1-10) vs. Louisville, 1/19/19
Lowest 3-pt pct. - ACC opponent: 10.0 (1-10) vs. Miami, 1/3/18, (1-10) vs. Louisville, 1/19/19
Highest FG pct. allowed: 59.3 (32-54) at Florida State, 1/24/18
Highest FG pct. allowed - ACC opponent: 59.3 (32-54) at Florida State, 1/24/18
Lowest FG pct. allowed: 22.6 (12-53) vs. UTRGV, 11/21/18
Lowest FG pct. allowed - ACC opponent: 28.2 (20-71) vs. Florida State, 1/25/17
Highest 3-pt pct. allowed: 60.0 (12-20) at Louisville, 2/8/18
Highest 3-pt pct. allowed - ACC opponent: 60.0 (12-20) at Louisville, 2/8/18
Lowest 3-pt pct. allowed: 9.5 (2-21) vs. Duke, 1/26/19
Lowest 3-pt pct. allowed - ACC opponent: 9.5 (2-21) vs. Duke, 1/26/19
Highest FT pct.: 95.2 (20-21) vs. Coppin State, 12/27/17
Lowest FT pct.: 38.9 (7-18) at Notre Dame, 12/30/17
Most free throws made: 28 vs. North Carolina, 12/31/16; vs. Wake Forest, 1/5/19
Most free throws attempted: 36 vs. Sam Houston State, 11/22/16
Fewest free throws made: 2 at Miami, 2/15/17; at Duke, 1/26/19
Most assists: 29 vs. Kennesaw State, 12/28/18
Fewest assists: 5 at Georgia, 12/19/17; at Tennessee, 11/13/18; at Florida State, 2/2/19
Most turnovers: 22 at Syracuse, 1/13/19
Fewest turnovers: 6 vs. North Texas, 11/24/17; Coppin State, 12/27/17; at Virginia, 2/21/18
Most blocked shots: 16 vs. Southern, 11/14/16 (Tech record)
Most steals: 15 vs. North Carolina, 12/31/16; at Syracuse, 1/13/19

boards.

Known as "A.D." to his teammates and coaches, the likeable Gueye took advantage of a much-improved jump hook shot to average 6.5 points (50 percent from the floor) and 4.5 rebounds in an ACC games.

Gueye has made a similar jump from non-conference to ACC play this season as well, averaging 11.0 points and 4.8 rebounds while hitting 51.9 percent shots from the floor. He scored in double figures in six consecutive games, the first time he has done that in his career, and in seven of his last eight games.

	NC 2017	ACC 2018	NC 2018	ACC 2019
Scoring	4.7	6.5	4.9	11.0
Rebounding	4.0	4.5	3.7	4.8
FG%	37%	50%	51%	51.9%
FT%	54%	67.9%	70.6%	56.0%

## Banking Hours

The most significant development in the direction of this year's Georgia Tech team may have occurred Nov. 13, when the NCAA granted James Banks III immediate eligibility after his transfer from Texas.

Tech received that news while conducting its shootaround for its second game of the season, at Tennessee. Arrangements were made to get Banks to Knoxville (transfers to not travel with the team), where he contributed five points and seven rebounds in a 66-53 loss.

The personable 6-9 post player has progressed rapidly since that modest start. He posted his first double-double four games later at Northwestern (12 pts/12 rebs), and made his first start the game after that against St. John's (14 pts/12 rebs).

Since ACC play began, Banks has been Tech's top scorer (12.0 ppg) and rebounder (6.4 rpg) while hitting 53 percent of his shots from the floor and 68.4 percent of his free throws.

Defensively, he leads the conference and ranks 12th nationally in blocked shots (2.52 per game), and has anchored one of the nation's top defensive teams (12th nationally in defensive efficiency according to Kenpom.com).

He has added two more double-doubles, 24/11 against Louisville and 16/10 against Notre Dame, and has six for the season.

In 22 games at Tech, Banks has exceeded his 46-game totals at Texas in every offensive category, as well as blocks and steals.

## Devoe Getting Comfortable

Freshman guard Michael Devoe, the highest-rated high school prospect Georgia Tech has recruited under Josh Pastner, has steadily improved for the Yellow Jackets since the season began.

The Orlando, Fla., native suffered a setback by missing six weeks of preseason practice with a toe injury and began the season slowly, but has steadily played more minutes and improved his production.

He entered the Tech starting lineup at Arkansas on Dec. 19, a game Tech won, 69-65, and he scored 11 points. He has connected on 45.9 percent of his three-point tries in ACC games and averaged 35.3 minutes (9th-most).

Devoe scored 16 points in his ACC debut against Wake Forest, and has four double-digit scoring games in his last six. He has hit 12-of-23 three-point tries in that stretch.

## Other Storylines for 2018-19

- **104th season** - Georgia Tech is playing its 104th season of basketball and has an all-time record of 1,373-1,239.

- **Unlucky 13** - Tech was picked to finish 13th in the Atlantic Coast Conference this season in a vote of the ACC media, ahead of Pittsburgh and Wake Forest. The Yellow Jackets

finished 13th last season.

- **Seven** - Number of freshmen and sophomores playing significant roles for the Yellow Jackets this season. They have played 66 percent of the minutes for Tech in ACC games.

- **1.30 years** - Average experience of the players on Georgia Tech's current roster, which ranks No. 291 in the nation (No. 1 is the oldest), according to KenPom.com. The national average is 1.67 years.

- **Above average** - Georgia Tech ranks No. 86, according to Kenpom.com, in average height (77.4 inches) among the nation's Division I teams. The national average is 76.8.

- The upward progress of the program is evident in the development of its 2017-18 freshman class, each of whom received significant playing time last season and made significant contributions on the ACC level. Though not highly-rated in terms of rankings, the four-man class has a wide range of skills and is ripe for development into consistent conference-level performers over the next couple of years.

- a. Point guard Jose Alvarado started every game last season and showed durability and toughness by averaging more than 38 minutes in ACC games until suffering a dislocated elbow Feb. 11.

- b. Off-guard Curtis Haywood II was developing into a significant shooting threat and excellent defender before suffering stress reaction in his shin and missing the final month of the 2017-18 season.

- c. Forwards Evan Cole and Moses Wright, both under-the-radar signees, exceeded expectations for their first year when forced into action due to injuries over the final month of the season. With added strength and development this off-season, can be counted on to be in the frontcourt rotation and make significant contributions at both ends of the floor.

- Coach Pastner, his staff and the student-athletes in the program have carried over a solid, sustainable culture of accountability and dependability from the previous coaching staff which enabled the team to overcome a number of key injuries last season and continue to work hard and remain focused on the court and in the weight room.

- Pastner replaced two assistant coaches - Tavaras Hardy and Darryl LaBarrie - over the last year. Hardy was named head coach at Loyola of Maryland in late March, while LaBarrie resigned during the season. Anthony Wilkins, an Atlanta native, joined the staff after five seasons at Tulane, and Julian Swartz was elevated from his position as director of recruiting and compliance.

- Tech added a three-man recruiting class ranked No. 46 in the country according to 247Sports, including consensus four-star guard Michael Devoe and three-star forwards Khalid Moore and Kristian Sjotland, and true to staff's objectives, the class has varied skill sets and are expected to develop into significant contributors next season and beyond (building through multiple quality recruiting classes)

- Another addition to the roster this season - 6-3 guard Shembari Phillips, a high-major conference player who sat out the 2017-18 season as a transfer from Tennessee. He has the size and varied skill set necessary to compete in the ACC (6.2 ppg, 3.1 rpg, 37.5 pct. 3s in 2016-17). He has two years of eligibility.

- Tech also accepted transfer James Banks, a 6-9, 243-pound frontcourt player from Decatur, Ga., ranked as high as No. 49 among high school seniors in the class of 2016. After two years at Texas, he enrolled at Tech for the summer term and was granted immediate eligibility by the NCAA on Nov. 13. He has two seasons of eligibility at Tech.

- Tech returned six players who received significant playing time in 2017-18 - 15 or more minutes per ACC game - and combined to start 91 games overall. They accounted for more than 53 percent of total minutes played and 43 percent of Tech's scoring. Five of those players have two or more years of eligibility remaining.

- Tech has a young roster - three freshmen, four

# TECH NOTEBOOK

## McCamish Pavilion 411

**Name:** McCamish Pavilion (mc-CAME-ish), named for Atlanta insurance executive Hank McCamish who gave the lead gift for the facility

**Capacity:** approximately 8,600 (6935 court level, 1665 balcony level)

**Cost:** \$50 million

**Contractor:** Whiting-Turner

**Architect:** Populous

**Cremins Court:** the court remains named for the former Tech head coach

**Alexander Courtyard:** located at the Fowler Street entrance, honors the former Tech director of athletics and the history of the former Tech home arena named for him

**Grand entrance:** 10th and Fowler Streets, foyer includes graphic representations of retired jerseys and Tech's two Final Four appearances

**Other entrances:** West entrance off Fowler Street (students and media), East entrance from main arena parking (for club patrons)

**Features:** center-hung scoreboard and video boards, mezzanine fascia ribbon boards, theatrical lighting, primarily chairback seating, club area

## Facts and Dates

- 2,500 cubic yards of concrete removed
- 3,000 cubic yards of concrete installed
- 500 tons of new steel installed
- Over 1 mile of new railing installed
- 20,000 gallons of paint used
- 2,000 feet of new mechanical piping
- 2,500 feet of new ductwork
- \$4M in new audio-visual and scoreboards
- 50 TV's throughout the concourse and Callaway Club
- Farthest distance material has traveled to get on site: 4,835 miles
- Shortest distance material has traveled to get on site: 1 mile
- Number of Tech alumni involved in the project: over 100
- Number of days construction took: 520
- Number of 1950's old style Coke bottles found while installing the underground foundations: 11
- Number of new staircases: 13
- Number of new sports lights for the competition floor: Over 300
- 270-degree court view from concourse

**Groundbreaking:** May 5, 2011

**Opening:** October, 2012

**First public event:** Oct. 21, 2012 - Jacket Jam (men's and women's scrimmages)

**First men's game:** Nov. 9, 2012 vs. Tulane

**Head coaches:** Brian Gregory of Georgia Tech, Ed Conroy of Tulane

**Officiating crew:** Karl Hess, Gary Maxwell, Raymond Styons

**TV announce crew:** Tom Werme, Cory Alexander (ACC Network)

**First Tech points:** Marcus Georges-Hunt (2 FT, 18:13, 1st half)

**First basket:** Tulane's Josh Davis (18:44, 1st half)

**Attendance:** 8,600 (sellout)

**First women's game:** Nov. 11, 2012 vs. Tennessee

*Tech played 55 seasons in Alexander Memorial Coliseum, compiling a record of 556-194 (.741). Miami was the last team to play Tech there, a game Tech won, and was the first ACC team to play in McCamish Pavilion, which Miami won. For the 2011-12 season, Tech played its home games at Philips Arena and the Arena at Gwinnett.*

sophomores, three juniors and two seniors among scholarship players returning or incoming – but the process of getting old and staying old and building a sustainable winning program is ongoing.

- Player development successes over the past two seasons include Josh Okogie, Ben Lammers and Tadic Jackson, who maximized their skill sets under the current coaching staff, doubling their scoring and rebounding averages over their first two seasons. Okogie went from being ranked the 11th in the state as a HS senior to a first-round NBA draft pick. Last season, 6-9 forward Abdoulaye Gueye developed into an ACC-level contributor, making a similar leap from the non-conference season to conference play. Graduate transfer Brandon Alston, who has a year of eligibility remaining, had similar statistical numbers on the ACC level this season as he compiled in two seasons at Lehigh and was fundamentally sound in his ballhandling and defense.

- With the addition of Phillips and the arrival of Devoe and Moore, as well as the return of Alston and sophomores Alvarado and Haywood, Tech is deep and talented across the perimeter and wings. Tech has Gueye, rising junior Sylvester Ogbonda and Banks to rotate through the post, with Cole and Wright rotating in the big forward position. This gives Pastner the option of playing a bigger lineup when necessary.

- Tech won 34 games overall and 14 ACC games in Josh Pastner's first two seasons, on par or better than the first two years of each of Josh Pastner's predecessors in the ACC era. For comparison, Buzz Williams won 12 ACC games in his first two years at Virginia Tech, same with Tony Bennett at Virginia. Leonard Hamilton and Mike Krzyzewski each won 10. Pastner has won 14.

- Head coach Josh Pastner's Georgia Tech teams were 5-14 against top-25 teams (5-5 at home) in his first two-plus seasons.

- Tech has sold out 12 games at McCamish Pavilion over the past two-plus seasons, including a facility-record five games in 2017-18. Tech's 28 homecourt wins over Pastner's first two seasons were more than any two-year period in the Jackets' ACC era except the 2015-16 and 2016-17 seasons combined (31). That's 43 home wins over the past three seasons, more than 14 per season.

## Jackets Add Didenko, Usher

David Didenko, a 6-8, 230-pound forward from Boca Raton, Fla., who attends Palm Beach State College, signed a national letter-of-intent with Georgia Tech during the early signing period in November, while Jordan Usher, a 6-7, 225-pound forward, has transferred from Southern California and enrolled at Tech for the spring semester.

Didenko attended Boca Raton Community High School before enrolling this year at Palm Beach State, a junior college in Boca Raton. A full academic qualifier in high school, Didenko will enroll at Tech in the summer and have three years of eligibility with the Yellow Jackets.

Born in Russia, Didenko moved to New York in August, 2010, at the age of 10, and is a United States citizen. Prior to his enrollment at Boca Raton Community High School, Didenko attended Northeast High School as a junior, and Montverde Academy for his ninth- and 10th-grade years.

Usher comes to Tech after playing a season and a half for the Trojans, departing from USC after the recently completed fall semester and enrolling for the spring semester. He must complete a year of residency at Georgia Tech and will become eligible to play for the Yellow Jackets following the conclusion of the fall, 2019 term. He will be eligible for the remainder of the 2019-20 season and all of the 2020-21 season.

A native of Canton, Ga., Usher played in all 36 games with two starts for the Trojans as a freshman in 2017-18, averaging 4.8 points and 2.0 rebounds per game while connecting on 40.9 percent of his three-point field goal attempts. In 2018-19, Usher played in 12 games and made two starts, averaging 8.6 points and 3.7 rebounds. A 4-star prospect ranked No. 104 in

## Thin Gold Line

*Some of Georgia Tech's most successful teams in the Atlantic Coast Conference era have had thin benches and a trio of players who averaged more than 35 minutes per game in ACC play, beginning with the Yellow Jackets' first ACC Championship team in 1985, dubbed the "Thin Gold Line."*

### 1985 ACC Champions, NCAA Elite Eight

#### (7-man rotation)

Mark Price	37.2 mpg
Bruce Dalrymple	35.6
John Salley	35.1

### 1990 ACC Champions, NCAA Final Four

#### (6-man rotation)

Dennis Scott	40.3 mpg
Kenny Anderson	39.4
Brian Oliver	38.4

### 1993 ACC Champions, NCAA

#### (7-man rotation)

Travis Best	37.1
James Forrest	35.6
Malcolm Mackey	35.0

### 1996 ACC Regular-Season Champions, NCAA Elite Eight

#### (7-man rotation)

Stephon Marbury	38.6 mpg
Drew Barry	38.6
Matt Harpring	36.8

the nation by 247Sports, Usher played his senior season (2016-17) at Wheeler High School in Marietta, Ga., and prior to that, he attended Sequoyah High School in Canton.

## Wire-to-Wire

Though he has expanded his playing rotation this year to reflect the growing level of talent within the program, head coach Josh Pastner remains committed to a tight playing rotation, reminiscent of the way Bobby Cremins coached the Yellow Jackets over his 19 seasons.

Tech has utilized its bench for an average of 48.8 (24.4 percent) minutes in its ACC games thus far after averaging 78 minutes in non-conference play.

Jose Alvarado, who had played 96.7 percent of possible ACC minutes prior to his Feb. 11 injury last season, is averaging 34.6 minutes in ACC games this season and has played 35 or more minutes 12 times this season.

Freshman Michael Devoe has averaged 35.3 minutes in ACC games, and James Banks III has averaged 32.0. Alvarado and Devoe, who both rank among the ACC's top 15, each played the full 40 minutes at Notre Dame Sunday.

Last season, Alvarado had ranked fifth among freshmen nationally in percentage of minutes played and minutes per game before he was injured. He has posted 10 complete, 40-minute games in his career.

Tech players had 20 complete games combined in 2017-18, and had at least one player play the full 40 in 12 of 19 ACC games (regular season plus tournament). This season, Alvarado has two and Devoe one.

*NOTE: Between the Cremins era and the arrival of Pastner, only one Georgia Tech player played every minute of a game, regulation or overtime, and that was Marcus Georges-Hunt on Feb. 20, 2016, in a win over Notre Dame at home. In the final 15 seasons of Cremins' tenure (1985-86 through 1999-2000), a total of 196 players logged a 40-minute game.*

# TECH NOTEBOOK

## Media Guidelines

Georgia Tech's practices are closed to the public and the media, but coaches and student-athletes are made available prior to each game before one of the team's practices. Notices will be distributed weekly to confirm the schedule.

TV stations are allowed to shoot B-roll during the first 10 minutes of those practices.

Media are asked to notify Mike Stamus *the day before* of their need to attend and to make specific student-athlete requests.

Interview requests with student-athletes that need to be conducted at other times must be arranged through the Georgia Tech communications office at least 24 hours in advance. These interviews will be conducted at a time and place convenient to the student-athletes' availability and class schedule.

Media are asked not to contact student-athletes directly either by phone, e-mail, text or social media. They are instructed not to respond. Every effort will be made to make them available.

## Interviewing Coach Pastner

Media wishing to speak with Coach Pastner at times other than scheduled media availabilities must notify Mike Stamus in the communications office in advance to make or confirm arrangements. He also is available each Monday on the ACC Teleconference (10:50 a.m.) beginning January 7.

## Post-Game Protocol

Each head coach will hold a post-game press conference in the designated interview room (Shah Media Room at McCamish Pavilion).

Student-athletes requested by the media will be brought to the interview room following the coaches press conferences, when the team is at home, outside the team's locker room when the team is on the road.

## Josh Pastner Radio Show

Head coach Josh Pastner's weekly radio show airs each Monday from 7-8 p.m. on "680 the Fan" and 93.7 FM, beginning Dec. 3.

## ACC Coaches Weekly Teleconference

The 15 ACC head basketball coaches will be featured on nine Monday teleconferences during the 2018-19 season, beginning on Monday, January 7, and continuing through March 4. Each coach will have 10 minutes to make an opening statement and answer questions. There will be an instant replay of each teleconference on the Conference's internet site TheACC.com each Monday afternoon.

**Georgia Tech head coach Josh Pastner will be on the teleconference at 10:50 a.m. each week.**

Coaches that play on Monday in January and February are not required to participate in that day's call. Coach Pastner will be on every Monday at the same time. The teleconference schedule for each Monday will differ for the other 14 head coaches, depending on what teams play that Monday night.

Contact the ACC media relations office at 336-851-6062 for the call-in number and for questions on the schedule.

## Winning Starts at Home

Georgia Tech and head coach Josh Pastner have made a priority of making McCamish Pavilion a real homecourt advantage for the program, and the Yellow Jackets made a good start on that by setting a program record for wins at home (17) in 2017-18, which included a 7-2 ACC record and two NIT victories.

Tech is 14-10 against ACC teams at home under Pastner, and that includes a 5-4 mark against ranked opponents.

The Jackets' 60-53 win over No. 25 Notre Dame on Jan. 10 was the latest triumph in a list that includes eventual NCAA champion North Carolina (No. 9 at the time), No. 6 Florida State and No. 15 Notre Dame last season, as well as a 64-54 win over No. 15 Miami on Jan. 3 this season. Tech's only losses came to No. 9 Louisville last January and to No. 2 Virginia and No. 18 Clemson this season.

Tech is 38-17 at McCamish Pavilion under Pastner.

## Tech to Take Summer Tour to Spain

Georgia Tech's men's basketball team will take its first summer tour out of the United States since 2015 when the Yellow Jackets take an eight-day tour of Spain in August.

The tour will take place from August 8-16, coinciding with the break between summer and fall academic terms. The Yellow Jackets will spend the first three days (Aug. 9-11) in Barcelona, then take a high-speed train to Madrid, where they will stay from Aug. 12-16. Tech will play four games, two in each city, against teams to be determined by the Spanish Basketball Federation.

Along with the basketball competition, the Yellow Jackets will have the opportunity for sight-seeing tours of the U.S. Embassy in Barcelona and the Royal Palace in Madrid, visit the professional soccer facilities of FC Barcelona and Real Madrid, and other activities still to be determined.

Per NCAA rules, the Yellow Jackets will be allowed 10 practices to prepare for the tour along in addition to the currently allowable off-season training and skill development.

Tech has made summer international tours twice previously, most recently to The Bahamas in 2015. The Jackets traveled to France in August of 1991.

## Tech-UGA Game Moves to November Next Two Seasons

The Georgia Tech and Georgia basketball teams have signed an agreement to play the next two games of the series the week before Thanksgiving, giving both teams an opportunity to play the game at home in front of their student bodies before the fall semester ends.

The teams will face off next season on Wednesday, Nov. 20, at Stegeman Coliseum in Athens, and the following season on Thursday, Nov. 19, at McCamish Pavilion in Atlanta.

In the 194-game history of the series, Tech and Georgia have played their game before Thanksgiving only twice, on Nov. 15, 2013 in Athens and Nov. 14, 2014 in Atlanta. The Yellow Jackets won both games and lead the all-time series, 105-89.

As Southeastern Conference foes from 1932-64, the games were played in January, February and March. After Tech left the ACC, most of the games remained in January and February until the rivalry became a late December fixture at the Omni arena in downtown Atlanta from 1981-94. The series has been played on the two campuses every year since then, mostly in December.

## Tech to Play in 2019 Diamond Head Classic

Georgia Tech will make the fifth trip to the state of Hawai'i in program history next December when it will compete in the 2019 Hawaiian Airlines Diamond Head Classic in Honolulu, Hawai'i.

The field for the 2019 Hawaiian Airlines Diamond Head Classic features Ball State (Mid-American), Boise State (Mountain West), Georgia Tech (ACC), tournament host school

Hawai'i (Big West), Houston (AAC), Portland (WCC), UTEP (Conference USA), and Washington (Pac-12). The 11th annual event will be played at the Stan Sheriff Center on the campus of the University of Hawai'i. Dates and times will be announced at a later date.

Three teams in the 2019 field were a part of the postseason last season – Boise State (NIT), Houston (NCAA) and Washington (NIT). Meanwhile, five teams will make their first-ever appearance in the Hawaiian Airlines Diamond Head Classic.

Tech has a 10-5 record all time in four previous tournament events in Hawai'i, including a 6-3 mark in three appearances in the Rainbow Classic – 1984 champions, 1988, 1994 – which also were held at the University of Hawai'i. The Yellow Jackets also played in the 1998 Big Island Classic in Hilo, and the 2006 Maui Invitational.

## Four Tech Alumni on NBA Rosters

Since 1982, Georgia Tech has produced 19 first-round NBA draft picks and 44 draft picks overall. A total of 38 Georgia Tech alumni have played in the NBA.

Four former Georgia Tech basketball stars were on NBA rosters at the start of the 2018-19 season, including guard **Josh Okogie**, who was drafted 20th overall by for the Minnesota Timberwolves.

**Iman Shumpert**, a seven-year NBA veteran, played his third full season in Cleveland after helping the Cavaliers win the NBA championship in 2016, and was traded before the deadline to Sacramento last season, and this week was traded to Houston.

**Thaddeus Young**, an 11-year NBA veteran, is now in his third season with the Indiana Pacers after playing seven seasons in Philadelphia, one in Minnesota and two in Brooklyn.

**Derrick Favors** has emerged as a key figure in his eighth season in Utah and re-signed with the team after becoming a free agent.

## Arts and Letters

Beginning with Moe Miller and Lance Storrs in the summer of 2011, every four-year senior in the Georgia Tech program has graduated with the exception of the Yellow Jackets' 2018 two seniors. Tadic Jackson and Ben Lammers, were both on track to compete their degree requirements in the spring (Jackson) and fall (Lammers) semesters, but both received offers to play overseas.

Derek Craig and Nick Foreman received their Tech degrees in 2012, as did the 2013 senior class of Mfon Udofia, who finished his business administration degree work in the summer, and Pierre Jordan, who completed his Masters degree requirements in building construction in the spring. Brandon Reed graduated in the summer with his management degree before transferring back to Arkansas State to play his final year of basketball.

All three of Tech's four-year seniors in 2013-14 - Kammeon Holsey, Daniel Miller and Jason Morris - graduated that spring. Robert Sampson, the Jackets' only undergraduate scholarship senior in 2014-15, graduated in the spring.

From the 2015-16 squad, Marcus Georges-Hunt walked the stage at commencement in May, accomplishing the rare feat of graduating in four years. Point guard Travis Jorgenson, who elected not to use his final year of eligibility, received his degree in December of 2017.

From the 2016-17 team, Josh Heath, Corey Heyward (fifth-year because of an injury redshirt in 2012-13) and Quinton Stephens all graduated in May of 2017, while Rand Rowland finished his requirements and received his degree in December of 2016. Both graduate transfers, Kellen McCormick (summer of 2017) and Jodan Price (fall of 2017), received their Masters degrees.

Georges-Hunt and current senior Tadic Jackson have made the Academic All-ACC team twice, and the Yellow Jackets have had at least one player named to that team since it was



# TECH NOTEBOOK

## Tech Alumni in the NBA

Player	Team
Derrick Favors	Utah Jazz
Josh Okogie	Minnesota Timberwolves
Iman Shumpert	Houston Rockets
Thaddeus Young	Indiana Pacers

## Tech Alumni Elsewhere

Alade Aminu	Hapoel T-A (Israel)
Tony Akins	CC Egis (South Korea)
Chris Bosh	NBA free agent
Will Bynum	Yesilgiresun (Turkey)
Demarco Cox	Quimper (France)
Mouhammad Faye	Crvena Zvezda (Serbia)
Marcus Georges-Hunt	Maine Red Claws (G League)
Trae Golden	Avtodor (Russia)
Kammeon Holsey	Craiova (Romania)
Jarrett Jack	NBA free agent
Tadic Jackson	AB Contern (Luxembourg)
Ben Lammers	Bilbao Basket (Spain)
Gani Lawal	Shiga L-Stars (Japan)
Stephon Marbury	Beijing Fly Dragons (China)
Anthony McHenry	Shinshu BW (Japan)
Daniel Miller	Sendai 89ers (Japan)
Charles Mitchell	Ferro Carril (Argentina)
Anthony Morrow	NBA free agent
Zachery Peacock	Bourg (France)
Glen Rice, Jr.	Humacao Caciques (Bosnia)
Robert Sampson	Mornar Bar (Montenegro)
Avi Schafer	Alvark Tokyo (Japan)
Adam Smith	Orasi RAV (Italy)
Jeremis Smith	Soles (Mexico)
Quinton Stephens	Coruna (Spain)

## Former Tech Players in Coaching

Player (at Tech)	Current Position
Kenny Anderson (1989-91)	*Fisk University
Ty Anderson (2006-09)	*South Gwinnett HS
Rod Balanis (1990-94)	#Notre Dame
Anthony Byrd ( )	*Knightdale (N.C.) HS
B.J. Elder (2001-05)	*Clarkston HS (Atlanta)
Shaun Fein (1999-2001)	#Brooklyn Nets
Dion Glover (1997-98)	#Grand Rapids (NBA G-League)
Pierre Jordan (2011-13)	#Tennessee State
Maurice Miller (2007-11)	*Raleigh-Egypt HS (Memphis)
Winston Neal (1999-01)	*Columbia State (Tenn.)
Mark Price (1982-86)	Denver Nuggets
Fred Vinson (1992-94)	#New Orleans Pelicans
Mfon Udofia	#Erie (NBA G-League)

## Former Tech Coaches in Coaching

Coach (at Tech)	Current Position
Amir Abdur-Rahim (2011-12)	#Georgia
Perry Clark (1982-88)	#South Carolina
Sherman Dillard (1988-94)	#Iowa
Chad Dollar (2011-16)	#Georgia
Bruce Evans (2012-16)	#North Florida
Brian Gregory (2011-16)	*South Florida
Tavaras Hardy (2016-18)	*Loyola-Maryland
Tom Herrion (2014-16)	#South Florida
Robert McCullum (2010-11)	*Florida A&M
Billy Schmidt (2011-14)	+OKC Thunder
Cliff Warren (2000-05)	+Massachusetts
Charlton Young (2005-09)	#Florida State

*\*head coach; #assistant coach; +other staff*

instituted for the 2010-11 season.

Tech's men's basketball team has recorded the highest Academic Progress Report scores the last five years since the NCAA began tracking academic performance in 2004-05. The Jackets scored a perfect team single year APR score of 1000 three straight years from 2011-13.

## Welcome to The Hank

Georgia Tech is playing its seventh season in McCamish Pavilion, which was for all intents and purposes, brand new when it opened for the 2012-13 season. The only physical elements of McCamish Pavilion that remain from the venerable Alexander Memorial Coliseum are the roof, which was re-covered, and the 32 steel ribs that support it.

The capacity of McCamish Pavilion is 8,600, including 1,665 seats in the new balcony level and 6,935 seats in the lower seating bowl. There are no suites, but there is a premium club area that seats 500. Alexander Memorial Coliseum seated 9,191 spectators in its final configuration.

The most impressive features of McCamish Pavilion are its grand entrance, which fronts 10th and Fowler Streets, the ability for patrons to view the court from the main concourse all the way around, and the theatrical lighting system, which concentrates light on the court while leaving the seating areas dark, modeled after the Staples Center in Los Angeles and Madison Square Garden in New York.

Tech played 55 seasons in Alexander Memorial Coliseum, compiling a record of 556-194 (.741). Miami was the last team to play Tech in Alexander Memorial Coliseum, a game Tech won, and was the first ACC team to play in McCamish Pavilion on Jan. 5, which Miami won. For the 2011-12 season, Tech played its home games at Philips Arena and the Arena at Gwinnett.

## Tech's NCAA Tournament History

Georgia Tech played in the NCAA Tournament five times in 11 seasons under head coach Paul Hewitt and has played in the event 16 times in its history. Fifteen of those appearances have occurred from 1985 to the present.

Tech has a record of 23-16 in NCAA Tournament play, highlighted by its 2004 trip to the NCAA title game as well as a Final Four berth in 1990. The Yellow Jackets have reached the NCAA Sweet 16 seven times (1960, 1985, 1986, 1990, 1992, 1996, 2004).

The 2004 and 2005 appearances were the Yellow Jackets' first back-to-back appearances since Bobby Cremins led the Institute to the Big Dance nine straight years from 1985-93.

Georgia Tech has won at least one game in 11 of its 16 NCAA Tournament appearances.

## Tech's ACC Tournament History

Georgia Tech has played in 39 ACC Tournaments, and has a 26-36 all-time record in the event. The Yellow Jackets have won three championships, in 1985 (Atlanta), 1990 (Charlotte) and 1993 (Charlotte).

Tech has been a runner-up four times (1986, 1996, 2005, 2010). The 1986, 1996 and 2010 runs to the finals occurred in Greensboro. Tech also made the finals in 2005 at the Verizon Center in Washington, D.C.

Tech was 0-2 in the ACC Tournament under coach Dwane Morrison, 15-16 under Bobby Cremins (including all three titles), 9-11 under Paul Hewitt (runner-up in 2005 and 2010), 2-5 under Brian Gregory, and 0-2 under Josh Pastner.

## BIO UPDATES

## Head Coach Josh Pastner • 3rd season

Josh Pastner, who guided Memphis to five post-season berths in seven seasons as the Tigers' head coach, was introduced as Georgia Tech's 14th head basketball coach on April 8, 2016, and wasted no time in getting the Yellow Jackets back to the post-season.

While coaching Tech to 34 wins and building the Jackets' talent base for the future, Pastner has tirelessly promoted the program on campus and throughout the city of Atlanta in an effort to re-create the major homecourt atmosphere that surrounded the Yellow Jackets throughout the 1980s, 1990s and into the middle of the 2000s. The result has been 29 wins and eight sellouts in two seasons at McCamish Pavilion, including a program-record 17 home wins in his first year.

In his first season at the helm, his Yellow Jacket team defied all pre-season expectations by winning 21 games, including four in the National Invitation Tournament. Tech posted an 8-10 ACC record, which included victories over No. 9 North Carolina, No. 6 Florida State and No. 14 Notre Dame, who all finished among the top four in the ACC regular season. He was named Coach of the Year in the ACC and in NABC District 2.

Implementing a high-energy style of play and creative offensive and defensive schemes, Pastner and his staff guided the Yellow Jackets all the way to the finals of the NIT for the first time in 46 years. Two of his players earned all-Atlantic Coast Conference honors; junior center Ben Lammers was named second-team All-ACC and ACC Defensive Player of the Year, while freshman guard Josh Okogie was named to the ACC All-Freshman team.

Though hampered by several significant injuries and other issues in 2017-18, Tech still was able to knock off a pair of top-25 teams while Lammers and Okogie again earned conference honors, and Okogie developed into an NBA first-round draft choice.

Pastner, who turned 41 in the fall, compiled a 167-73 record over seven seasons as the head coach at Memphis, where the Tigers earned bids to the NCAA Tournament four times. He tied for the 10th most wins for a head coach in his first seven seasons in Division I basketball history, and is the second winningest active coach under the age of 40 in NCAA Division I.

Despite his young age, Pastner has been involved in basketball at the Division I level for 21 years, as a player and an assistant coach at Arizona, and as an assistant coach and the head coach at Memphis. He has been a part of teams that have won 524 games, played in 17 NCAA Tournaments and 19 total post-season events. Teams he has been involved with have won 12 conference tournament or regular-season championships, advanced to seven Sweet Sixteens, five Elite Eights, two Final Fours and two NCAA championship games.

As an NCAA head or assistant coach and an AAU head coach, he has coached nearly 25 NBA draft selections.

Pastner's Memphis teams averaged 23.9 wins per season and compiled a conference regular-season record of 82-36, including a conference winning streak of 28 games. The Tigers went 11-4 in Conference USA and American Athletic Conference tournaments, including three championships.

He guided Memphis to five post-season berths, the NIT in 2010 and the NCAA Tournament in 2011, 2012, 2013 and 2014. Pastner twice won Conference USA Coach of the Year honors (2010, 2013) by various organizations and news media.

Pastner was born in Glen Dale, W.Va., and grew up in Kingwood, Texas. He earned his bachelor's degree in family studies in December of 1998, in just two and a half years, from Arizona and his master's degree in teaching and teacher education from Arizona in December of 1999, all while lettering four years in basketball under head coach Lute Olson.

He married the former Kerri Lamas of Sierra Vista, Ariz., in 2009. He has a stepson (Ethan) and three daughters, Payten, Kamryn and Harper.

## Pastner as a Head Coach

Season	School	Overall	Conference	Postseason
2009-10	Memphis	24-10	13-3/2nd	NIT second round
2010-11	Memphis	25-10	10-6/4th	NCAA Tournament
2011-12	Memphis	26-9	13-3/1st	NCAA Tournament
2012-13	Memphis	31-5	16-0/1st	NCAA Tournament, round of 32
2013-14	Memphis	24-10	12-6/t-3rd	NCAA Tournament, round of 32
2014-15	Memphis	18-14	10-8/t-5th	
2015-16	Memphis	19-15	8-10/7th	
<b>at Memphis</b>	<b>7 years</b>	<b>167-73</b>	<b>82-37</b>	
2016-17	Georgia Tech	21-16	8-10/11th	NIT finals
2017-18	Georgia Tech	13-19	6-12/13th	
2018-19	Georgia Tech	11-13	3-8	
<b>at Ga. Tech</b>	<b>3rd year</b>	<b>45-48</b>	<b>17-30</b>	
<b>Career</b>	<b>10th year</b>	<b>212-121</b>	<b>99-67</b>	

## Pastner Resume

- Head coach, Georgia Tech (2016-present)
- Head coach, Memphis (2009-16) - 4 NCAA Tournaments, 1 NIT, 4 Conference USA titles
- Assistant coach under John Calipari, Memphis (2008-09) - NCAA Sweet 16, C-USA champions
- Assistant coach under Lute Olson, Arizona (2002-08) - 6 NCAA Tournaments, 2 Pac-10 titles
- Basketball staff assistant under Lute Olson, Arizona (2000-02) - Pac-10 champions in 2002
- Played collegiately for Lute Olson, Arizona (1996-2000) - 4 NCAA Tournaments, 1997 National Champions, 2 Pac-10 titles

## 4 • Brandon Alston • G • 6-5 • 203 • r-Sr.

- Wing guard who has split time as a starter and a reserve ... Double figures in nine games
- Has played "three-and-D" role, but worked hard to make his game more versatile offensively ... Averaging 20.5 minutes this season (14.3 mpg in ACC games)
- Scored season-high 17 in season-opener against Lamar, 16 at Tennessee, 14 vs. St. John's ... Scored 10, 10, 14, 7 in four-game stretch before Syracuse, 13-25 FG, 10-11 FT)
- Scored 11 in second meeting vs. Clemson (4-6 FG)
- Has made team-best 38.0 percent from three-point land, and 83.7 percent from the free throw line
- Connected on 22 of his last 23 free throw attempts dating back to the St. John's game on Dec. 1, and is 12-of-12 dating back to the ACC opener against Wake Forest
- His .479 overall field goal rate best among Tech guards
- Graduate transfer in his last season with Tech after playing two seasons at Lehigh and earning his undergraduate degree in three years

## CAREER HIGHS

Points: 20, UTRGV -- 11/22/17
Rebounds: 6, UTRGV -- 11/22/17
Assists: 5, at Pittsburgh -- 1/13/18 ; Gardner-Webb -- 12/17/18
Steals: 2, at Tennessee -- 11/13/18 ; Florida A&M -- 12/9/18
Blocks: 1, 4 times
FG made: 6, 4 times
FG attempts: 11, Bethune-Cookman -- 11/19/17
3FG made: 4, Lamar -- 11/9/18
3FG attempts: 8, Kennesaw State -- 12/28/18
FT made: 8, at Tennessee -- 11/13/18
FT attempts: 8, 4 times
Minutes: 38, Coppin State -- 12/27/17 ; Wake Forest -- 3/3/18

## 10 • Jose Alvarado • G • 6-0 • 176 • So.

- Tough, determined, high-motor point guard who is an ironman running the Jackets' offense
- Leads Tech in scoring (11.7 ppg), assists (3.3 pg) and steals (1.9 pg)
- Ranks in ACC top 10 in free throw percentage, assists and steals (ACC games only) ... Averaging 9.8 ppg, 3.7 rpg, 3.6 apg, 1.9 steals in ACC games
- Scored 13 vs. Wake Forest, 20 vs. Virginia Tech, 19 at Syracuse, 16 vs. Notre Dame ... Missed Louisville game with groin injury ... Injured ankle vs. North Carolina
- Struggled offensively last five games, 20 total points, 8-for-49 FG, 3-for-20 on threes
- Has averaged 34.6 minutes in ACC games (14th in the conference), played full 40 minutes at Notre Dame
- Double figures in 14 games this season, season highs of 24 at Northwestern, 20 at Arkansas, 20 vs. Virginia Tech
- Durable player who ranked fourth among freshmen nationwide in overall minutes per game (35.9) and percentage of minutes played (89.3) as a freshman ... Logged eight complete games, has 10 for his career
- Has 30 career double-figure scoring games (16 as a freshman) ... Has topped 20 points seven times
- Missed final seven games last season after suffering a dislocated left elbow 12 minutes into Tech's Feb. 11 game against Duke ... Had surgery to repair and was sidelined the remainder of the season ... Recovered in time to participate in workouts during summer school

## CAREER HIGHS

Points: 24, at Northwestern -- 11/28/18
Rebounds: 9, at Arkansas -- 12/19/18
Assists: 7, Florida A&M -- 12/17/17 ; Wake Forest -- 1/5/19
Steals: 4, 5 times
Blocks: 1, East Carolina -- 11/16/18 ; at Northwestern -- 11/28/18
FG made: 9, at Arkansas -- 12/19/18
FG attempts: 20, Georgia -- 12/22/18
3FG made: 4, 6 times
3FG attempts: 10, Grambling State -- 12/1/17
FT made: 8, Bethune-Cookman -- 11/19/17 ; at Northwestern -- 11/28/18 ; Wright State -- 12/22/17
FT attempts: 10, Bethune-Cookman -- 11/19/17 ; Wright State -- 12/22/17
Minutes: 45 (ot), at Boston College -- 2/4/18 ; 40 (regulation), 10 times

# BIO UPDATES

## 1 • James Banks III • C • 6-9 • 243 • Jr.

- Imposing physical presence in the middle, can be an excellent rim protector and rebounder for the Jackets ... Has a wingspan of 7 feet, 5.35 inches and a standing reach of 9 feet, 3.5 inches
- Transferred from Texas after last season and was granted immediate eligibility by the NCAA on Nov. 13, enabling him to join the Jackets on the court for their game at Tennessee ... Moved into the starting lineup in game 6 against St. John's
- Receiving the most extensive playing time of his career (29 minutes per game, 32 mpg vs. ACC) ... Started Tech's last 18 games
- Tech's No. 1 scorer in ACC games (12.0 ppg) and No. 2 overall (10.4 ppg) ... Has converted 55 percent of his field goal tries in all games, 53 percent in ACC games
- Ranks 12th nationally in blocked shots ... Ranks 11th in the ACC in rebound average in all games (7.5)
- Has converted 68.4 percent of his free throws in ACC games, 6.4 rebounds and 2.64 blocks per game (No. 2 in the ACC)
- Scored 20 points and hit 9-11 FG in his ACC debut vs. Wake Forest, 16 points each vs. Syracuse and Clemson (1st meeting), 24 (9-17 FG) vs. Louisville, 16 in first meeting vs. Notre Dame
- Has six double-doubles this season - at Northwestern (12 points/12 rebounds), vs. St. John's (14 pts/12 rebs), Gardner-Webb (22 pts, 12 rebs), at Arkansas (14 pts, career-high 14 rebs), Louisville (career-high 24 pts, 11 rebs), Notre Dame (16 pts, 10 rebs)
- Played 46 games (10.7 minutes per game) in two seasons at Texas, averaging 1.7 points and 2.3 rebounds ... Has already surpassed his two-year Texas totals in all offensive categories

### CAREER HIGHS

Points: 24, Louisville -- 1/19/19  
 Rebounds: 14, at Arkansas -- 12/19/18  
 Assists: 5, Florida A&M -- 12/9/18  
 Steals: 3, at Syracuse -- 1/12/19  
 Blocks: 7, Clemson -- 2/6/19  
 FG made: 10, Gardner-Webb -- 12/17/18  
 FG attempts: 17, Louisville -- 1/19/19  
 FT made: 6, Louisville -- 1/19/19  
 FT attempts: 9, Louisville -- 1/19/19  
 Minutes: 38, Notre Dame -- 1/22/19

## 3 • Evan Cole • F • 6-9 • 217 • So.

- Solid play off the bench in 12 games since return from ankle injury - personal bests of 11 points against Kennesaw State, then 16 against USC Upstate, nine points against Wake Forest, eight at Syracuse, seven at Duke and FSU
- Has seen his most extensive playing time since the season's first two games (14.5 mpg) ... 25-of-47 from the floor, 5.3 ppg, 3.0 rpg in those 12 games (DNP at Notre Dame)
- Versatile frontcourt player who started Tech's first two games this season ... Missed seven of the next nine games recovering from a sprained left ankle suffered in game 2 at Tennessee ... Success comes from hard cutting offensively and crashing the glass at both ends of the floor
- Played in 24 games, averaging 13.8 minutes in those, as a freshman ... Started the last seven games of the season, averaging 27.4 minutes, 5.7 points and 5.3 rebounds (16-32 FG, 4-9 on 3s) ... First career double-double (10/10) vs. Wake Forest in final regular-season game
- Originally signed a letter-of-intent to attend UNC-Wilmington, but received a release when the Seahawks' coach, Kevin Keatts, left to become the head coach at NC State ... Highly skilled player with good athleticism and shooting ability

### CAREER HIGHS

Points: 16, USC Upstate -- 1/2/19  
 Rebounds: 10, Wake Forest -- 3/3/18  
 Assists: 2, USC Upstate -- 1/2/19 ; at Syracuse -- 1/12/19  
 Steals: 2, Lamar -- 11/9/18 ; Kennesaw State -- 12/28/18  
 Blocks: 2, Wake Forest -- 3/3/18 ; Wake Forest -- 1/5/19  
 FG made: 6, USC Upstate -- 1/2/19  
 FG attempts: 8, USC Upstate -- 1/2/19 ; Wake Forest -- 3/3/18  
 3FG made: 2, at Clemson -- 2/24/18  
 3FG attempts: 3, USC Upstate -- 1/2/19 ; Kennesaw State -- 12/28/18  
 FT made: 4, Florida A&M -- 12/9/18 ; at Syracuse -- 1/12/19  
 FT attempts: 6, at Syracuse -- 1/12/19  
 Minutes: 36, Wake Forest -- 3/3/18

## 0 • Michael Devoe • G • 6-4 • 188 • Fr.

- Four-star prep prospect with a high IQ who has averaged 30.6 minutes per game ... Ranks ninth in ACC in average minutes in conference games (35.3)
- Started Tech's last 15 games, beginning Dec. 19 at Arkansas
- Tech's third-leading scorer in ACC games (9.9 ppg) ... Has hit 45.9 percent of his three-point tries, best on the team and better than all qualifying ACC players in conference rankings (2.0 made per game minimum)
- Averaged 10.8 ppg over his last six games, hitting 12-of-23 three-point shots during that stretch ... Hit 4-of-5 at Notre Dame Sunday, scoring career-high 18 points with career-best eight rebounds (matched career-best with six assists)
- Scored in double digits 10 times, including four times in his last six games -- 11 vs. Notre Dame, 11 at Duke, 10 at FSU, 18 at Notre Dame
- Gets steals in bunches (39 total, No. 2 on team), has blocked 13 shots
- Tied for team lead in free throws made and No. 2 in attempts, hitting 70.1 percent (54-of-77)
- Missed six weeks of preseason practice with an injured right big toe, but steadily improved after returning to the court
- Consensus four-star prospect listed No. 43 nationally and No. 13 at the point guard position by Rivals; No. 45 overall and No. 9 at his position by 247Sports rankings
- Montverde Academy in Orlando, Fla., which compiled a perfect 36-0 record in 2017-18 and a claim to the Geico National Championship title ... Scored 21 points in the title game

### CAREER HIGHS

Points: 18, at Notre Dame -- 2/10/19  
 Rebounds: 8, at Notre Dame -- 2/10/19  
 Assists: 6, Kennesaw State -- 12/28/18 ; at Notre Dame -- 2/10/19  
 Steals: 4, East Carolina -- 11/16/18 ; Florida A&M -- 12/9/18 ; Duke -- 1/26/19  
 Blocks: 2, at Northwestern -- 1/28/18  
 FG made: 6, Georgia -- 12/22/18 ; at Notre Dame -- 2/10/19  
 FG attempts: 13, at Florida State -- 2/2/19 ; at Notre Dame -- 2/10/19  
 3FG made: 4, at Notre Dame -- 2/10/19  
 3FG attempts: 5, UTRGV -- 11/21/18 ; Notre Dame -- 1/22/19 ; at Florida State -- 2/2/19 ; at Notre Dame -- 2/10/19  
 FT made: 7, UTRGV -- 11/21/18  
 FT attempts: 8, UTRGV -- 11/21/18 ; Wake Forest -- 1/5/19  
 Minutes: 40, at Notre Dame -- 2/10/19

## 34 • Abdoulaye Gueye • F • 6-9 • 217 • r-Sr.

- Named is pronounced "ab-doo-LIE - GAY"
- Wiry "stretch-4" forward with long arms who plays on the interior but is quick and athletic enough to defend the wing ... Has emerged as a quality complement to James Banks in the frontcourt in conference play
- Has a 7-foot, 1-inch wingspan and a 9-foot, 1-inch reach
- Has played very well over his last eight games (missed Clemson and Louisville with medical condition), scoring in double figures seven times and averaging 12.0 points and 5.1 rebounds while hitting 52.6 percent of his shots from the floor
- Scored 11 against Virginia Tech and 10 at Syracuse before leaving that game early in the second half with cramping issues
- Returned to the court against Notre Dame (13 points), and has been Tech's high scorer in three of Tech's last five games (14 at Duke, 14 vs. UNC, 15 at FSU)
- Matched career-high of 16 points (7-7 FG) with eight rebounds in 19 minutes against Kennesaw State on the eve of the conference season
- Started Tech's first six games this season (6.3 ppg, 4.5 rpg) ... Gave way to James Banks in the starting lineup, but has now given Tech a reliable frontcourt tandem playing alongside Banks
- Disruptive on the defensive end ... Developed into a dependable scorer in the post and a good passer on the offensive end

### CAREER HIGHS

Points: 16, at Pittsburgh -- 1/13/18 ; Kennesaw State -- 12/28/18  
 Rebounds: 9, Yale -- 1/6/18 ; Ohio -- 11/18/16 ; at Louisville -- 2/8/18  
 Assists: 5, UTRGV -- 11/22/17  
 Steals: 3, Yale -- 1/6/18 ; East Carolina -- 11/16/18 ; UTRGV -- 11/21/18  
 Blocks: 5, Syracuse -- 1/31/18 ; Lamar -- 11/9/18  
 FG made: 7, at Pittsburgh -- 1/13/18 ; Clemson -- 1/28/18 ; Kennesaw State -- 12/28/18 ; Duke -- 1/26/19 ; North Carolina -- 1/29/19  
 FG attempts: 16, Duke -- 1/26/19  
 3FG made: 2, UTRGV -- 11/22/17  
 3FG attempts: 3, UTRGV -- 11/22/17  
 FT made: 6, at Florida State -- 01/24/18 ; at Florida State -- 1/24/18 ; Bethune-Cookman -- 11/19/17  
 FT attempts: 8, Bethune-Cookman -- 11/19/17 ; UTRGV -- 11/22/17  
 Minutes: 39, at Louisville -- 2/8/18

## BIO UPDATES

**13 • Curtis Haywood II • F • 6-5 • 202 • So.**

- Gives Tech a legitimate three-point threat, basketball IQ and defensive skills, though he has struggled mightily with his shot since scoring 23 points in back-to-back road games against Syracuse and Clemson in early January
- Tech's sixth-leading scorer (6.7 ppg) with 50 assists (3rd on team) and 31 turnovers with 29 steals ... Has 15 games with one or no turnovers this season
- Scored 15 points at Syracuse, hitting 3-of-6 from three-point range, with a career-high seven assists in the Tech victory ... Scored eight (2-3 on 3s) at Clemson ... 1-for-29 from three-point range in last seven games
- Over the same stretch, he has rebounded at a high clip (4.1 per game) and has 14 assists against nine turnovers with nine steals
- Scored career-high 18 points (5-9 FG, 3-5 on 3s, 5-6 FT) vs. East Carolina, 12 vs. Gardner-Webb
- Second behind Alvarado in three-pointers made and attempts (27.7 pct. on 101 attempts)
- Long-armed and athletic wing who played 15 games and started seven before missing the last 11 of the season with a stress reaction in his right leg ... Has a 6-foot, 11-inch wingspan

**CAREER HIGHS**

Points: 18, East Carolina -- 11/16/18  
 Rebounds: 8, Tennessee -- 12/3/17  
 Assists: 7, at Syracuse -- 1/12/19  
 Steals: 4, UTRGV -- 11/21/18  
 Blocks: 2, Louisville -- 1/19/19  
 FG made: 6, at Syracuse -- 1/12/19  
 FG attempts: 10, at Syracuse -- 1/12/19 ; North Carolina -- 1/29/19  
 3FG made: 4, Gardner-Webb -- 12/17/18  
 3FG attempts: 8, Gardner-Webb -- 12/17/18  
 FT made: 5, East Carolina -- 11/16/18  
 FT attempts: 6, East Carolina -- 11/16/18  
 Minutes: 38, at Syracuse -- 1/12/19

**12 • Khalid Moore • F • 6-6 • 200 • Fr.**

- Athletic and long (7-foot, 0.5-inch wingspan) forward with good scoring ability and basketball IQ
- PHas played in all but one games this season (DNP-CD vs. Prairie View A&M), starting eight games during that stretch
- Averaged 3.7 points and 1.5 rebounds in ACC games, hitting 52.2 percent of his field goal tries, 66.7 percent from the foul line
- Career-high 14 points (6-6 FG, 2-2 on 3s) vs. Florida A&M, 10 at Arkansas
- Top ACC game was eight points vs. North Carolina (2-2 FG, 4-4 FT)
- Has made 8-of-last-9 from the foul line, hitting 75 percent for the season
- Gives Tech two New York natives on the roster ... Came from the same high school (Archbishop Molloy) as Yellow Jackets' legendary point guard Kenny Anderson, and played on the same AAU team as teammate Jose Alvarado
- Rated a three-star prospect by most services, though he was a 4-star by ESPN

**CAREER HIGHS**

Points: 14, Florida A&M -- 12/9/18  
 Rebounds: 4, UTRGV -- 11/21/18  
 Assists: 3, at Northwestern -- 11/28/18 ; at Arkansas -- 12/19/18  
 Steals: 2, at Northwestern -- 11/28/18 ; Florida A&M -- 12/9/18 ; Wake Forest -- 1/5/19  
 Blocks: 1, Georgia -- 12/22/18 ; Florida A&M -- 12/9/18  
 FG made: 6, Florida A&M -- 12/9/18  
 FG attempts: 7, at Arkansas -- 12/19/18 ; Georgia -- 12/22/18  
 3FG made: 2, Florida A&M -- 12/9/18  
 3FG attempts: 2, Georgia -- 12/22/18 ; Florida A&M -- 12/9/18  
 FT made: 6, Wake Forest -- 1/5/19  
 FT attempts: 6, at Arkansas -- 12/19/18 ; Wake Forest -- 1/5/19  
 Minutes: 34, at Arkansas -- 12/19/18

**24 • Sylvester Ogbonda • C • 6-10 • 237 • r-Jr.**

- Last name pronounced "oh-BOND-uh"
- Remains a backup at the center position, averaging 6.7 minutes, 1.8 points and 1.7 rebounds in 10 games
- Played 23 minutes against Lamar, two more than he logged all of last season, and set career highs of seven points and nine rebounds
- Minutes evaporated once James Banks became eligible (35 total in eight games) ... Has played 18 minutes in Tech's last seven games
- Played in just nine games, six in the ACC, last season, but saw 10 minutes against Virginia Tech and scored seven points with four rebounds, all season highs
- Sat out the 2015-16 season as a redshirt ... Long and mobile with excellent athletic ability ... Runs the floor well and is agile around the rim ... Good shot blocker who also blocks out well as a rebounder
- Originally from Nigeria, attended the National Christian Academy in Fort Washington, Md.

**CAREER HIGHS**

Points: 8, Tusculum -- 2/7/17  
 Rebounds: 9, Lamar -- 11/9/18  
 Assists: 4, Lamar -- 11/9/18  
 Steals: 1, Lamar -- 11/9/18 ; Duke -- 1/26/19  
 Blocks: 2, at Clemson -- 1/16/19  
 FG made: 2, Lamar -- 11/9/18  
 FG attempts: 7, Tusculum -- 2/7/17  
 FT made: 3, Lamar -- 11/9/18  
 FT attempts: 5, Lamar -- 11/9/18  
 Minutes: 23, Lamar -- 11/9/18

**2 • Shembari Phillips • G • 6-3 • 202 • r-Jr.**

- Sat out last season after transferring from Tennessee, has two years of eligibility with Tech
- Started Tech's first six games, averaging 19.7 minutes, 4.7 points and 1.3 assists per game
- Played in only nine of Tech's last 14 games, but played 10 minutes at Clemson and 22 against Louisville in the absences of Brandon Alston and Jose Alvarado
- Did not travel to Notre Dame (2/10) because of the flu
- Scored 10 points against Lamar with four assists in the season opener
- Has hit 37.5 percent from the floor and 4-of-18 from three-point range
- Part-time starter at Tennessee (24 starts, 64 games) over two years with the Volunteers who shot 37.1 percent from three-point range and 77 percent from the free throw line ... Proved himself to be a capable scorer and established a reputation as a good defender

**CAREER HIGHS**

Points: 23, at Vanderbilt, 3/1/16  
 Rebounds: 7 (4 times), last at LSU, 3/1/17  
 Assists: 7, vs. Georgia Tech, 12/3/16  
 Steals: 3, Lamar -- 11/9/18\*  
 Blocks: 1 (11 times), last vs. St. John's -- 12/1/18\*  
 FG made: 8, at Vanderbilt, 3/1/16  
 FG attempts: 17, at Vanderbilt, 3/1/16  
 3FG made: 4, at Vanderbilt, 3/1/16  
 3FG attempts: 5, at Vanderbilt, 3/1/16 ; Missouri, 2/18/17  
 FT made: 9, vs. Texas A&M, 1/9/16  
 FT attempts: 10, vs. Texas A&M, 1/9/16  
 Minutes: 38, vs. LSU, 2/20/16  
 \*with Georgia Tech

# BIO UPDATES

## 35 • Kristian Sjolund • F • 6-7 • 200 • Fr.

- Successful and versatile high school performer with international experience
- Has the ability to stretch the floor with his jump shot, has impressive shot mechanics, a smooth shooting motion and deep range on his shot ... Runs the floor well, has good athleticism, hands and footwork ... Has a 6-foot, 10.25-inch wingspan
- Played in 14 games, with his most extensive court time coming against East Carolina (11 minutes, two points, three rebounds) ... 11 minutes total against Clemson and Louisville when Tech missed three players
- Saw his most court time in an ACC game Sunday at Notre Dame, scoring eight points (3-5 FG, 2-3 on 3s) in nine minutes
- Played with Norway in the 2015 FIBA U16 European Championships, averaging 18.7 points and 5.9 rebounds a game; then in 2017, he played in the U18 Nordic Championship and scored 7.2 points a game

### CAREER HIGHS

Points: 3, Florida A&M -- 12/9/18
Rebounds: 3, East Carolina -- 11/16/18
Assists: 1, Lamar -- 11/9/18 ; Kennesaw State -- 12/28/18
FG made: 1, Florida A&M -- 12/9/18
FG attempts: 3, Florida A&M -- 12/9/18
3FG made: 1, Florida A&M -- 12/9/18 ; Duke -- 1/26/19
3FG attempts: 2, East Carolina -- 11/16/18 ; UTRGV -- 11/21/18 ; Florida A&M -- 12/9/18
FT made: 2, East Carolina -- 11/16/18
FT attempts: 2, East Carolina -- 11/16/18
Minutes: 11, East Carolina -- 11/16/18

## 5 • Moses Wright • F • 6-9 • 217 • So.

- Raw, but athletic frontcourt player who has played basketball competitively only since age 14 before signing with Tech in spring of 2017 ... With development, has the ability to impact the game at both ends with his shooting, rebounding and shot-blocking ability
- Started 14 games, initially replacing the injured Evan Cole (who started Tech's first two games), before a DNP at Syracuse
- Played 21 minutes off the bench at Clemson and started against Louisville with Abdoulaye Gueye absent (16 points, seven rebounds, 7-12 FG) ... DNP-CD at Notre Dame
- Scored 11 points vs. UTRGV (5-8 FG), 12 points (5-8 FG) vs. St. John's, 10 (5-8 FG) vs. Kennesaw State
- Averaging 15.8 minutes this season, 4.9 points and 3.2 rebounds, 42.9 percent from the floor
- Grew four inches and added 40 pounds after his sophomore year in high school... has a 6-foot, 11.25-inch wingspan
- First North Carolina native to sign with Tech since Anthony Morrow (Charlotte), who played at Tech from 2004-08 and was an eight-year NBA veteran

### CAREER HIGHS

Points: 19, Florida A&M -- 12/17/17
Rebounds: 8, Bethune-Cookman -- 11/19/17 ; Virginia Tech -- 2/17/18
Assists: 5, Kennesaw State -- 12/28/18
Steals: 3, at Tennessee -- 11/13/18
Blocks: 1, 7 times
FG made: 8, Florida A&M -- 12/17/17
FG attempts: 10, at Clemson -- 2/24/18
3FG made: 1, at Tennessee -- 11/13/18 ; East Carolina -- 11/16/18
3FG attempts: 4, Virginia Tech -- 2/17/18
FT made: 2, 5 times
FT attempts: 7, Florida A&M -- 12/17/17
Minutes: 35, at Virginia -- 2/21/18

## 11 • Evan Jester • F • 6-6 • 191 • So.

- All-state wing forward from suburban Atlanta and one of the top prep programs in the state of Georgia who joined the Yellow Jackets' program as a non-scholarship player for the fall 2017 term
- Played four seasons of basketball at Sandy Creek High School, helping lead the Patriots to a 23-8 record and a berth in the semifinals of the Georgia state AAAA playoffs
- Named to the Georgia Athletic Coaches Association AAAA all-state team and all-region player of the year, also to the all-state team named by Hoopseen

## 45 • Shaheed Medlock • G • 6-5 • 196 • Jr.

- Non-(athletic)-scholarship player who enrolled at Tech and joined the basketball program in the summer of 2016 ... Was not on the team in 2017-18, but returned this fall ...
- Attending Tech on a Bill Gates Millennium Scholarship
- Earned a reputation as an outstanding defensive player in high school

## 55 • Malachi Rice • G • 6-0 • 186 • So.

- Left-handed point guard who played four years, lettering in three, on the varsity team at Brebeuf Jesuit Preparatory School ... Led Brebeuf to Circle City Conference championships twice
- Older brother Solomon is a distance runner on the track team at Columbia University .. Twin brother Isaiah is a freshman walk-on basketball player at Vanderbilt ... His uncle, Kenneth Rice, played basketball at Alabama from 1988-91

# MISCELLANEOUS

## Starting Lineups

Game	C	F	G	G	G
N9 LAMAR	Gueye	Cole	Phillips	Haywood II	Alvarado
N13 at Tennessee	Gueye	Cole	Phillips	Haywood II	Alvarado
N16 EAST CAROLINA	Gueye	Wright	Phillips	Haywood II	Alvarado
N21 UT RIO GRANDE VALLEY	Gueye	Wright	Phillips	Haywood II	Alston
N23 PRAIRIE VIEW A&M	Gueye	Wright	Phillips	Haywood II	Alvarado
N28 at Northwestern	Gueye	Wright	Phillips	Haywood II	Alvarado
D1 vs. St. John's	Banks III	Wright	Alston	Haywood II	Alvarado
D9 FLORIDA A&M	Banks III	Wright	Alston	Haywood II	Alvarado
D17 GARDNER-WEBB	Banks III	Wright	Alston	Haywood II	Alvarado
D19 at Arkansas	Banks III	Wright	Devoe	Moore	Alvarado
D22 GEORGIA	Banks III	Wright	Devoe	Moore	Alvarado
D28 KENNESAW STATE	Banks III	Wright	Devoe	Moore	Alvarado
J2 USC UPSTATE	Banks III	Wright	Devoe	Moore	Alvarado
J5 WAKE FOREST	Banks III	Wright	Devoe	Moore	Alvarado
J9 VIRGINIA TECH	Banks III	Wright	Devoe	Moore	Alvarado
J12 at Syracuse	Banks III	Gueye	Devoe	Haywood II	Alvarado
J16 at Clemson	Banks III	Cole	Devoe	Haywood II	Alvarado
J19 LOUISVILLE	Banks III	Wright	Devoe	Haywood II	Moore
J22 NOTRE DAME	Banks III	Gueye	Devoe	Haywood II	Alvarado
J26 at Duke	Banks III	Gueye	Devoe	Haywood II	Alvarado
J29 NORTH CAROLINA	Banks III	Gueye	Devoe	Haywood II	Alvarado
F2 at Florida State	Banks III	Gueye	Devoe	Haywood II	Alvarado
F6 CLEMSON	Banks III	Gueye	Devoe	Moore	Alvarado
F10 at Notre Dame	Banks III	Gueye	Devoe	Haywood II	Alvarado
F13 at Virginia Tech					
F16 FLORIDA STATE					
F20 PITTSBURGH					
F23 at Miami					
F27 at Virginia					
M3 BOSTON COLLEGE					
M6 at NC State					

## Specialty Stats (GT/Opp)

Game	Paint	OffTO	2ndCh	FBreak	Bench
N9 LAMAR	38/30	22/18	9/7	16/21	41/27
N13 at Tennessee	20/22	12/6	11/10	0/4	34/4
N16 EAST CAROLINA	24/28	16/18	8/8	19/18	35/24
N21 UT RIO GRANDE VALLEY	30/16	19/4	5/10	19/3	31/16
N23 PRAIRIE VIEW A&M	36/22	19/10	2/5	15/6	25/9
N28 at Northwestern	32/26	12/17	12/14	9/13	27/12
D1 vs. St. John's	38/28	7/13	8/10	12/11	11/2
D9 FLORIDA A&M	32/16	31/10	7/6	17/11	36/17
D17 GARDNER-WEBB	36/48	6/9	14/10	19/9	8/20
D19 at Arkansas	30/26	13/23	15/3	11/11	10/14
D22 GEORGIA	32/38	14/9	17/9	13/17	14/26
D28 KENNESAW STATE	50/14	27/13	6/1	28/14	45/33
J2 USC UPSTATE	46/24	11/17	5/10	22/14	45/24
J5 WAKE FOREST	34/28	14/16	8/16	15/20	31/10
J9 VIRGINIA TECH	18/20	14/19	1/7	10/14	18/7
J12 at Syracuse	36/16	17/28	8/11	11/9	8/9
J16 at Clemson	32/26	9/17	2/6	2/4	18/10
J19 LOUISVILLE	34/38	10/16	2/5	8/24	5/25
J22 NOTRE DAME	32/24	14/12	9/18	12/8	7/22
J26 at Duke	40/38	9/24	9/13	8/7	12/5
J29 NORTH CAROLINA	36/22	11/20	8/1	15/24	14/24
F2 at Florida State	28/16	10/13	12/4	4/6	15/25
F6 CLEMSON	14/30	6/14	6/17	7/12	11/5
F10 at Notre Dame	30/24	9/5	20/7	1/10	14/5
F13 at Virginia Tech					
F16 FLORIDA STATE					
F20 PITTSBURGH					
F23 at Miami					
F27 at Virginia					
M3 BOSTON COLLEGE					
M6 at NC State					
<b>Georgia Tech averages</b>	<b>32.4</b>	<b>14.3</b>	<b>8.1</b>	<b>12.2</b>	<b>21.5</b>
<b>Opponent averages</b>	<b>25.8</b>	<b>15.0</b>	<b>9.2</b>	<b>12.1</b>	<b>15.6</b>

## Miscellaneous

Opponent	Uniform Color	Tip	Large Lead	Large Deficit	Ties	Lead Changes	GT Led	Opp Led	Game Tied	1st GT Subs	On the Floor at the End
N9 LAMAR	White	LU	28	--	--	--	37:37	--	2:23	Alston for Haywood, 14:28	Alston, Alvarado, Devoe, Haywood II, Wright
N13 at Tennessee	Navy	UT	2	15	1	1	0:56	37:20	1:44	Alston, Devoe, Ogbonda, Wright – 15:58-1st half	Alston, Devoe, Moore, Ogbonda, Sjolund
N16 EAST CAROLINA	White	ECU	32	5	2	5	29:31	9:03	1:26	Alston, Banks, Devoe – 15:04-1st half	Jester, Medlock, Ogbonda, Rice, Schafer
N21 UTRGV	White	GT	35	--	--	--	38:35	--	1:25	Alvarado, Banks, Devoe – 14:08-1st half	Jester, Moore, Ogbonda, Schafer, Sjolund
N23 PRAIRIE VIEW A&M	White	GT	11	10	2	1	10:36	26:54	2:30	Alston, Banks – 16:48-1st half	Alvarado, Alston, Haywood II, Gueye, Banks
N28 at Northwestern	White	NU	--	28	1	--	--	38:27	1:33	Banks - 19:09-1st half	Alston, Alvarado, Devoe, Moore, Gueye
D1 vs. St. John's	White	GT	16	8	2	3	23:30	15:39	0:51	Devoe, Gueye, Moore – 14:21-1st half	Alston, Alvarado, Phillips, Wright, Banks III
D9 FLORIDA A&M	White	FAMU	35	--	1	--	37:33	--	2:27	Gueye – 15:56-1st half	Cole, Gueye, Ogbonda, Phillips, Sjolund
D17 GARDNER-WEBB	White	GT	4	13	4	7	3:43	33:21	2:56	Devoe, Moore, Gueye – 14:40-1st half	Alvarado, Alston, Devoe, Moore, Banks III
D19 at Arkansas	Gold	ARK	11	5	5	11	23:38	11:45	4:37	Alston, Gueye – 14:07-1st half	Alston, Alvarado, Devoe, Moore, Banks III
D22 GEORGIA	White*	UGA	--	16	2	--	--	35:49	4:11	Alston – 14:50-1st half	Alvarado, Alston, Devoe, Haywood II, Banks III
D28 KENNESAW STATE	White	GT	36	--	--	--	38:02	--	1:58	Haywood II – 12:44-1st half	Cole, Medlock, Phillips, Sjolund, Ogbonda
J2 USC UPSTATE	White	GT	19	4	3	7	29:57	5:51	4:12	Alston, Gueye – 16:57-1st half	Alston, Cole, Phillips, Sjolund, Wright
J5 WAKE FOREST	White	GT	14	--	--	1	38:50	--	1:10	Alston, Haywood, Gueye – 13:03-1st half	Alvarado, Devoe, Moore, Cole, Banks III
J9 VIRGINIA TECH	White	GT	2	10	2	3	0:44	36:56	2:50	Alston – 18:23-1st half	Alvarado, Devoe, Alston, Gueye, Banks III
J12 at Syracuse	Gold	GT	18	5	4	7	25:39	9:02	5:19	Cole, Moore – 13:01-1st half	Alvarado, Haywood II, Moore, Cole, Banks III
J16 at Clemson	White	GT	--	19	--	--	--	39:42	0:18	Wright – 18:26-1st half	Cole, Moore, Ogbonda, Sjolund, Wright
J19 LOUISVILLE	White*	GT	2	38	1	1	0:22	38:24	1:14	Phillips – 17:47-1st half	Phillips, Moore, Sjolund, Wright, Ogbonda
J22 NOTRE DAME	White	GT	11	2	6	8	30:20	6:39	3:01	Cole, Moore, Phillips, Wright – 10:42-1st half	Alvarado, Devoe, Moore, Gueye, Banks III
J26 at Duke	Navy	DU	18	8	4	4	7:03	30:01	2:01	Ogbonda – 16:12-1st half	Haywood, Phillips, Ogbonda, Sjolund, Wright
J29 NORTH CAROLINA	Gold	GT	3	30	1	3	1:05	35:17	3:38	Moore – 14:57-1st half	Gueye, Haywood, Moore, Ogbonda, Sjolund
F2 at Florida State	Navy	GT	6	12	5	5	7:23	27:51	4:46	Alston, Moore, Wright – 14:40-1st half	Alston, Devoe, Haywood, Phillips, Cole
F6 CLEMSON	White#	GT	3	25	2	3	1:12	36:55	2:53	Cole, Haywood – 13:37-1st half	Phillips, Moore, Sjolund, Wright, Gueye
F10 at Notre Dame	Gold	GT	9	13	3	3	18:44	17:21	3:55	Moore – 13:25-1st half	Alvarado, Devoe, Haywood II, Gueye, Banks III
F13 at Virginia Tech											
F16 FLORIDA STATE											
F20 PITTSBURGH											
F23 at Miami											
F27 at Virginia											
M3 BOSTON COLLEGE											
M6 at NC State											

\*Winter white uniform, #Harlem Renaissance uniform

**2018-19 Georgia Tech Basketball**  
**Georgia Tech Combined Team Statistics (as of Feb 10, 2019)**  
**All games**

Overall record: 11-13 Conf: 3-8 Home: 9-6 Away: 2-6 Neutral: 0-1

#	Player	gp-gs	min	avg	Total		3-Point		F-Throw		Rebounds				pf	dq	a	to	blk	stl	pts	avg		
					fg-fga	fg%	3fg-fga	3fg%	ft-fa	ft%	off	def	tot	avg										
10	Alvarado, Jose	23-22	753	32.7	92-244	.377	31-112	.277	54-71	.761	13	74	87	3.8	55	2	75	55	2	43	269	11.7		
01	Banks III, James	23-18	666	29.0	93-169	.550	0-0	.000	54-81	.667	67	105	172	7.5	69	3	28	57	58	14	240	10.4		
00	Devoe, Michael	24-15	744	31.0	71-175	.406	25-67	.373	54-77	.701	10	71	81	3.4	46	1	57	56	13	39	221	9.2		
04	Alston, Brandon	19-4	390	20.5	56-117	.479	19-50	.380	41-49	.837	4	32	36	1.9	34	0	22	29	2	7	172	9.1		
34	Gueye, Abdoulaye	22-13	424	19.3	68-132	.515	1-6	.167	26-42	.619	30	61	91	4.1	53	2	20	34	25	16	163	7.4		
13	Haywood II, Curtis	23-17	534	23.2	51-140	.364	28-101	.277	19-25	.760	7	57	64	2.8	30	1	51	31	3	30	149	6.5		
05	Wright, Moses	22-14	348	15.8	45-105	.429	2-16	.125	15-32	.469	9	62	71	3.2	27	0	16	20	9	9	107	4.9		
03	Cole, Evan	16-3	211	13.2	26-55	.473	4-20	.200	17-24	.708	8	34	42	2.6	27	0	9	20	6	8	73	4.6		
12	Moore, Khalid	23-8	375	16.3	31-63	.492	4-12	.333	36-48	.750	5	32	37	1.6	42	0	25	19	2	10	102	4.4		
02	Phillips, Shembari	18-6	206	11.4	15-40	.375	4-18	.222	7-9	.778	0	20	20	1.1	24	0	15	16	3	6	41	2.3		
24	Ogbonda, Sylvester	10-0	67	6.7	6-18	.333	0-0	.000	6-10	.600	7	10	17	1.7	13	1	4	6	3	2	18	1.8		
35	Sjolund, Kristian	14-0	71	5.1	5-17	.294	4-14	.286	3-4	.750	0	7	7	0.5	14	0	2	7	0	1	17	1.2		
11	Jester, Evan	2-0	3	1.5	0-0	.000	0-0	.000	0-2	.000	0	1	1	0.5	0	0	0	1	0	0	0	0.0		
32	Schafer, Avi	2-0	4	2.0	0-0	.000	0-0	.000	0-0	.000	2	0	2	1.0	1	0	0	0	0	0	0	0.0		
45	Medlock, Shaheed	3-0	2	0.7	0-0	.000	0-0	.000	0-0	.000	0	0	0	0.0	1	0	0	0	0	0	0	0.0		
55	Rice, Malachi	2-0	2	1.0	0-1	.000	0-0	.000	0-0	.000	0	0	0	0.0	1	0	0	0	0	0	0	0.0		
Team											36	52	88											
Total.....		24	4800		559-1276	.438	122-416	.293	332-474	.700	198	618	816	34.0	437	10	324	365	126	185	1572	65.5		
Opponents.....		24	4801		533-1369	.389	141-509	.277	335-488	.686	273	581	854	35.6	432	6	318	336	73	177	1542	64.2		

TEAM STATISTICS	GT	OPP	Date	Opponent	Score	Att.				
SCORING	1572	1542	11/9/18	LAMAR	w 88-69	4691				
Points per game	65.5	64.2	11/13/18	at Tennessee	L 53-66	16219				
Scoring margin	+1.3	-	11/16/18	EAST CAROLINA	w 79-54	4922				
FIELD GOALS-ATT	559-1276	533-1369	11/21/18	UTRGV	w 72-44	4175				
Field goal pct	.438	.389	11/23/18	PRAIRIE VIEW	w 65-54	4306				
3 POINT FG-ATT	122-416	141-509	# 11/28/18	at Northwestern	L 61-67	6378				
3-point FG pct	.293	.277	+ 12/1/18	vs St. John's	L 73-76	5749				
3-pt FG made per game	5.1	5.9	12/9/18	FLORIDA A&M	w 73-40	4951				
FREE THROWS-ATT	332-474	335-488	12/17/18	GARDNER-WEBB	L 69-79	4268				
Free throw pct	.700	.686	12/19/18	at Arkansas	w 69-65	14368				
F-Throws made per game	13.8	14.0	12/22/18	GEORGIA	L 59-70	8600				
REBOUNDS	816	854	12/28/18	KENNESAW STATE	w 87-57	5589				
Rebounds per game	34.0	35.6	1/2/19	USC UPSTATE	w 79-63	4397				
Rebounding margin	-1.6	-	* 1/5/19	WAKE FOREST	w 92-79	6397				
ASSISTS	324	318	* 1/9/19	VIRGINIA TECH	L 49-52	6166				
Assists per game	13.5	13.3	* 1/12/19	at Syracuse	w 73-59	19257				
TURNOVERS	365	336	* 1/16/19	at Clemson	L 60-72	6693				
Turnovers per game	15.2	14.0	* 1/19/19	LOUISVILLE	L 51-79	8600				
Turnover margin	-1.2	-	* 1/22/19	NOTRE DAME	w 63-61	5861				
Assist/turnover ratio	0.9	0.9	* 1/26/19	at Duke	L 53-66	9314				
STEALS	185	177	* 1/29/19	NORTH CAROLINA	L 54-77	8600				
Steals per game	7.7	7.4	* 2/2/19	at Florida State	L 49-59	10181				
BLOCKS	126	73	* 2/6/19	CLEMSON	L 42-65	5636				
Blocks per game	5.3	3.0	* 02/10/19	at Notre Dame	L 59-69	8438				
ATTENDANCE	87159	96597								
Home games-Avg/Game	15-5811	8-11356	* = Conference game							
Neutral site-Avg/Game	-	1-5749	# = ACC/Big Ten Challenge							
							+ = Miami Hoophall Invitational			

Score by Periods	1st	2nd	Totals
Georgia Tech	728	844	1572
Opponents	692	850	1542

**2018-19 Georgia Tech Basketball**  
**Georgia Tech Combined Team Statistics (as of Feb 10, 2019)**  
**ACC games only**

<b>RECORD:</b>	<b>OVERALL</b>	<b>HOME</b>	<b>AWAY</b>	<b>NEUTRAL</b>
ALL GAMES	3-8	2-4	1-4	0-0
CONFERENCE	3-8	2-4	1-4	0-0
NON-CONFERENCE	0-0	0-0	0-0	0-0

#	Player	gp-gs	min	avg	Total		3-Point		F-Throw		Rebounds			pf	dq	a	to	blk	stl	pts	avg			
					fg-fga	fg%	3fg-fga	3fg%	ft-fa	ft%	off	def	tot									avg		
01	Banks III, James	11-11	352	32.0	53-100	.530	0-0	.000	26-38	.684	24	46	70	6.4	35	1	12	31	29	9	132	12.0		
34	Gueye, Abdoulaye	9-7	247	27.4	42-81	.519	1-5	.200	14-25	.560	17	26	43	4.8	30	1	7	19	11	8	99	11.0		
00	Devoe, Michael	11-11	388	35.3	35-89	.393	17-37	.459	22-37	.595	7	36	43	3.9	19	0	27	30	4	18	109	9.9		
10	Alvarado, Jose	10-10	346	34.6	29-96	.302	14-45	.311	26-33	.788	6	31	37	3.7	23	1	36	25	0	19	98	9.8		
04	Alston, Brandon	6-0	86	14.3	13-27	.481	2-12	.167	12-12	1.000	0	7	7	1.2	8	0	2	5	0	0	40	6.7		
13	Haywood II, Curtis	10-8	261	26.1	16-59	.271	7-42	.167	6-8	.750	4	31	35	3.5	10	0	24	17	3	17	45	4.5		
12	Moore, Khalid	11-4	182	16.5	12-23	.522	1-5	.200	16-24	.667	1	16	17	1.5	23	0	10	9	0	4	41	3.7		
03	Cole, Evan	10-1	140	14.0	14-32	.438	2-12	.167	7-12	.583	7	21	28	2.8	20	0	5	18	5	4	37	3.7		
05	Wright, Moses	9-3	107	11.9	12-27	.444	0-4	.000	4-8	.500	1	22	23	2.6	10	0	5	8	2	2	28	3.1		
35	Sjolund, Kristian	6-0	28	4.7	4-8	.500	3-6	.500	1-2	.500	0	2	2	0.3	4	0	0	3	0	1	12	2.0		
24	Ogbonda, Sylvester	4-0	18	4.5	1-5	.200	0-0	.000	0-0	.000	1	1	2	0.5	1	0	0	1	2	1	2	0.5		
02	Phillips, Shembari	7-0	45	6.4	1-6	.167	0-2	.000	0-0	.000	0	4	4	0.6	4	0	3	2	2	2	2	0.3		
45	Medlock, Shaheed	1-0	0	0.0	0-0	.000	0-0	.000	0-0	.000	0	0	0	0.0	0	0	0	0	0	0	0	0.0		
Team											16	29	45											
Total.....		11	2200		232-553	.420	47-170	.276	134-199	.673	84	272	356	32.4	187	3	131	175	58	85	645	58.6		
Opponents.....		11	2200		258-650	.397	73-260	.281	149-200	.745	138	275	413	37.5	183	2	158	137	39	81	738	67.1		

<b>TEAM STATISTICS</b>	<b>GT</b>	<b>OPP</b>	<b>Date</b>	<b>Opponent</b>	<b>Score</b>	<b>Att.</b>
SCORING	645	738	* 1/5/19	WAKE FOREST	w 92-79	6397
Points per game	58.6	67.1	* 1/9/19	VIRGINIA TECH	L 49-52	6166
Scoring margin	-8.5	-	* 1/12/19	at Syracuse	w 73-59	19257
FIELD GOALS-ATT	232-553	258-650	* 1/16/19	at Clemson	L 60-72	6693
Field goal pct	.420	.397	* 1/19/19	LOUISVILLE	L 51-79	8600
3 POINT FG-ATT	47-170	73-260	* 1/22/19	NOTRE DAME	w 63-61	5861
3-point FG pct	.276	.281	* 1/26/19	at Duke	L 53-66	9314
3-pt FG made per game	4.3	6.6	* 1/29/19	NORTH CAROLINA	L 54-77	8600
FREE THROWS-ATT	134-199	149-200	* 2/2/19	at Florida State	L 49-59	10181
Free throw pct	.673	.745	* 2/6/19	CLEMSON	L 42-65	5636
F-Throws made per game	12.2	13.5	* 02/10/19	at Notre Dame	L 59-69	8438
REBOUNDS	356	413				
Rebounds per game	32.4	37.5	* = Conference game			
Rebounding margin	-5.2	-	# = ACC/Big Ten Challenge			
ASSISTS	131	158	+ = Miami Hoophall Invitational			
Assists per game	11.9	14.4				
TURNOVERS	175	137				
Turnovers per game	15.9	12.5				
Turnover margin	-3.5	-				
Assist/turnover ratio	0.7	1.2				
STEALS	85	81				
Steals per game	7.7	7.4				
BLOCKS	58	39				
Blocks per game	5.3	3.5				
ATTENDANCE	41260	53883				
Home games-Avg/Game	6-6877	5-10777				
Neutral site-Avg/Game	-	0-0				

<b>Score by Periods</b>	<b>1st</b>	<b>2nd</b>	<b>Totals</b>
Georgia Tech	287	358	645
Opponents	339	399	738



**2018-19 Georgia Tech Basketball**  
**Georgia Tech Points-Rebounds-Assists (as of Feb 10, 2019)**  
**All games**

Opponent	Date	Score		00	01	02	03	04	05	10
				DEVOE,MICH	BANKS III,	PHILLIPS,S	COLE,EVAN	ALSTON,BRA	WRIGHT,MOS	ALVARADO,J
LAMAR	11/9/18	88-69	w	9-1-2	DNP	10-4-4	5-2-1	17-0-2	8-4-1	14-3-5
at Tennessee	11/13/18	53-66	L	0-2-0	5-7-0	2-1-1	0-3-0	16-4-1	7-3-1	8-1-1
EAST CAROLINA	11/16/18	79-54	w	13-1-0	5-6-1	5-0-2	DNP	9-3-1	6-6-0	9-4-6
UTRGV	11/21/18	72-44	w	14-2-5	2-8-1	6-0-0	DNP	9-2-0	11-4-1	12-3-3
PRAIRIE VIEW	11/23/18	65-54	w	6-4-3	5-9-0	5-1-0	DNP	14-2-0	4-2-0	15-3-6
at Northwestern	11/28/18	61-67	L	7-4-2	12-12-0	0-2-1	DNP	6-2-2	1-1-0	24-3-0
vs St. John's	12/1/18	73-76	L	5-2-1	14-12-1	0-4-0	DNP	14-4-2	12-3-0	17-3-4
FLORIDA A&M	12/9/18	73-40	w	8-2-3	6-4-5	5-4-0	4-0-0	15-3-1	5-4-0	4-2-1
GARDNER-WEBB	12/17/18	69-79	L	2-6-4	22-12-0	0-0-0	0-1-0	4-3-5	4-5-1	19-3-1
at Arkansas	12/19/18	69-65	w	11-3-2	14-14-3	DNP	DNP	2-0-1	4-4-1	20-9-1
GEORGIA	12/22/18	59-70	L	14-5-0	11-8-1	DNP	DNP	6-1-0	7-4-1	11-8-5
KENNESAW STATE	12/28/18	87-57	w	9-3-6	8-5-1	3-0-3	11-3-1	10-1-4	10-6-5	10-3-2
USC UPSTATE	1/2/19	79-63	w	14-3-2	4-5-3	3-0-1	16-5-2	10-4-1	0-2-0	8-5-4
WAKE FOREST	1/5/19	92-79	w	16-4-4	20-4-2	DNP	9-4-0	14-0-1	6-5-3	13-4-7
VIRGINIA TECH	1/9/19	49-52	L	7-6-3	2-5-2	0-1-0	0-0-0	7-3-0	0-4-1	20-1-4
at Syracuse	1/12/19	73-59	w	5-4-2	16-7-1	DNP	8-8-2	0-0-0	DNP	19-3-2
at Clemson	1/16/19	60-72	L	8-4-1	16-1-0	2-1-0	0-1-0	DNP	9-4-1	10-5-3
LOUISVILLE	1/19/19	51-79	L	8-0-2	24-11-3	0-2-2	4-5-1	DNP	7-3-0	DNP
NOTRE DAME	1/22/19	63-61	w	11-3-5	16-10-0	0-0-0	0-0-0	DNP	0-0-0	16-3-2
at Duke	1/26/19	53-66	L	11-3-1	4-2-1	0-0-1	7-4-1	DNP	2-1-0	7-7-6
NORTH CAROLINA	1/29/19	54-77	L	9-5-2	7-6-2	DNP	2-2-0	DNP	4-4-0	5-5-5
at Florida State	2/2/19	49-59	L	10-5-0	5-4-0	0-0-0	7-3-0	4-2-0	0-2-0	0-3-2
CLEMSON	2/6/19	42-65	L	6-1-1	13-8-0	0-0-0	0-1-1	11-2-0	0-0-0	3-4-4
at Notre Dame	02/10/19	59-69	L	18-8-6	9-12-1	DNP	DNP	4-0-1	DNP	5-2-1

Opponent	Date	Score		12	13	24	34	35
				MOORE,KHAL	HAYWOOD II	OGBONDA,SY	GUEYE,ABDO	SJOLUND,KR
LAMAR	11/9/18	88-69	w	0-1-1	13-0-4	7-9-4	5-7-1	0-0-1
at Tennessee	11/13/18	53-66	L	4-1-1	2-3-0	2-2-0	7-4-0	0-0-0
EAST CAROLINA	11/16/18	79-54	w	4-1-1	18-3-0	2-3-0	6-4-1	2-3-0
UTRGV	11/21/18	72-44	w	0-4-0	7-7-6	3-1-0	8-4-0	0-1-0
PRAIRIE VIEW	11/23/18	65-54	w	DNP	10-4-3	DNP	6-5-2	DNP
at Northwestern	11/28/18	61-67	L	2-3-3	3-0-0	DNP	6-3-0	DNP
vs St. John's	12/1/18	73-76	L	6-1-2	5-1-1	DNP	0-3-1	DNP
FLORIDA A&M	12/9/18	73-40	w	14-3-0	7-3-2	2-0-0	0-1-1	3-1-0
GARDNER-WEBB	12/17/18	69-79	L	6-1-1	12-1-1	DNP	0-0-0	DNP
at Arkansas	12/19/18	69-65	w	10-3-3	6-2-3	DNP	2-2-0	DNP
GEORGIA	12/22/18	59-70	L	2-1-1	6-0-1	DNP	2-2-0	0-0-0
KENNESAW STATE	12/28/18	87-57	w	5-1-1	5-1-2	0-0-0	16-8-3	0-0-1
USC UPSTATE	1/2/19	79-63	w	8-0-1	10-4-4	DNP	6-5-4	0-0-0
WAKE FOREST	1/5/19	92-79	w	6-2-2	5-2-1	DNP	3-2-0	DNP
VIRGINIA TECH	1/9/19	49-52	L	2-3-2	DNP	DNP	11-6-0	DNP
at Syracuse	1/12/19	73-59	w	0-0-1	15-4-7	DNP	10-2-1	DNP
at Clemson	1/16/19	60-72	L	5-1-0	8-0-2	2-1-0	DNP	0-0-0
LOUISVILLE	1/19/19	51-79	L	5-3-2	2-5-3	0-0-0	DNP	1-0-0
NOTRE DAME	1/22/19	63-61	w	7-2-1	0-3-1	DNP	13-8-2	DNP
at Duke	1/26/19	53-66	L	0-1-0	5-5-1	0-1-0	14-8-0	3-0-0
NORTH CAROLINA	1/29/19	54-77	L	8-0-0	5-4-6	0-0-0	14-4-0	0-2-0
at Florida State	2/2/19	49-59	L	4-2-1	4-2-2	DNP	15-7-0	DNP
CLEMSON	2/6/19	42-65	L	2-2-1	0-4-0	DNP	7-2-1	0-0-0
at Notre Dame	02/10/19	59-69	L	2-1-0	1-6-1	DNP	12-4-3	8-0-0

**2018-19 Georgia Tech Basketball**  
 Georgia Tech Team Game-by-Game Comparison (as of Feb 10, 2019)  
**All games**

Opponent	1st	2nd	Score	Mar	Total FG	FG Pct	3-Pointers	3FG Pct	Free Throws	FT Pct	Rebounds	Assist	T/Over	Block	Steal	Fouls
LAMAR	44/22	44/47	88-69	+19	32-63/23-60	.508/.383	12-30/5-16	.400/.313	12-21/18-33	.571/.545	35/38 (3)	26/13	15/19	8/0	10/11	24/20
Tennessee	25/33	28/33	53-66	(13)	16-58/19-48	.276/.396	3-19/4-12	.158/.333	18-21/24-38	.857/.632	37/44 (7)	5/12	14/13	2/4	6/6	30/19
EAST CAROLINA	40/24	39/30	79-54	+25	26-53/21-59	.491/.356	9-17/2-17	.529/.118	18-25/10-19	.720/.526	37/37 -	12/7	18/21	5/4	13/8	17/22
UTRGV	42/11	30/33	72-44	+28	22-51/12-53	.431/.226	6-21/4-22	.286/.182	22-35/16-33	.629/.485	42/41 +1	16/10	11/16	6/1	12/5	21/26
PRAIRIE VIEW	26/27	39/27	65-54	+11	24-51/18-48	.471/.375	4-17/5-18	.235/.278	13-20/13-16	.650/.813	31/29 +2	14/8	11/15	4/0	4/5	17/19
Northwestern	20/40	41/27	61-67	(6)	20-53/23-54	.377/.426	4-12/7-20	.333/.350	17-24/14-21	.708/.667	33/34 (1)	8/16	14/15	6/4	9/9	21/21
St. John's	38/29	35/47	73-76	(3)	24-53/22-58	.453/.379	4-21/5-19	.190/.263	21-24/27-35	.875/.771	35/30 +5	12/8	16/5	5/0	4/6	25/22
FLORIDA A&M	36/13	37/27	73-40	+33	25-46/16-46	.543/.348	6-15/2-11	.400/.182	17-22/6-11	.773/.545	31/26 +5	13/6	18/25	7/1	12/11	14/21
GARDNER-WEBB	38/45	31/34	69-79	(10)	28-63/31-59	.444/.525	6-23/6-15	.261/.400	7-10/11-15	.700/.733	34/33 +1	13/19	12/9	4/1	5/7	15/10
Arkansas	31/32	38/33	69-65	+4	25-55/24-63	.455/.381	5-17/10-32	.294/.313	14-20/7-9	.700/.778	43/31 +12	14/16	20/16	6/6	8/7	16/17
GEORGIA	19/29	40/41	59-70	(11)	21-65/25-55	.323/.455	3-16/5-18	.188/.278	14-20/15-18	.700/.833	34/41 (7)	9/16	13/16	4/10	4/7	16/20
KENNESAW STATE	49/23	38/34	87-57	+30	35-62/21-51	.565/.412	8-22/6-18	.364/.333	9-10/9-14	.900/.643	33/20 +13	29/17	12/19	4/2	10/4	16/12
USC UPSTATE	33/25	46/38	79-63	+16	29-50/20-65	.580/.308	5-16/7-31	.313/.226	16-23/16-26	.696/.615	35/37 (2)	22/12	16/10	7/1	3/10	18/20
WAKE FOREST	33/28	59/51	92-79	+13	29-52/27-68	.558/.397	6-20/9-22	.300/.409	28-34/16-22	.824/.727	32/33 (1)	20/10	12/13	8/2	11/6	19/23
VIRGINIA TECH	24/29	25/23	49-52	(3)	17-38/17-57	.447/.298	6-16/5-27	.375/.185	9-16/13-19	.563/.684	32/35 (3)	12/12	18/9	4/2	5/3	22/15
Syracuse	27/26	46/33	73-59	+14	25-42/18-57	.595/.316	6-12/7-33	.500/.212	17-27/16-21	.630/.762	32/32 -	16/13	22/19	4/4	15/10	17/19
Clemson	30/35	30/37	60-72	(12)	21-44/27-53	.477/.509	4-11/7-16	.364/.438	14-21/11-14	.667/.786	25/30 (5)	7/13	13/10	7/2	6/5	17/18
LOUISVILLE	16/43	35/36	51-79	(28)	19-50/31-66	.380/.470	1-10/7-24	.100/.292	12-24/10-14	.500/.714	33/43 (10)	13/21	17/11	6/2	6/5	17/22
NOTRE DAME	28/30	35/31	63-61	+2	24-52/21-65	.462/.323	5-19/7-30	.263/.233	10-15/12-15	.667/.800	34/40 (6)	11/15	14/13	2/4	8/9	15/12
Duke	29/27	24/39	53-66	(13)	24-58/24-58	.414/.414	3-10/2-21	.300/.095	2-6/16-19	.333/.842	34/38 (4)	11/14	19/13	3/7	10/13	17/13
NORTH CAROLINA	24/31	30/46	54-77	(23)	21-60/29-61	.350/.475	2-16/13-27	.125/.481	10-13/6-11	.769/.545	34/39 (5)	15/21	16/15	7/2	8/10	12/13
Florida State	27/33	22/26	49-59	(10)	17-60/16-46	.283/.348	3-21/4-16	.143/.250	12-14/23-30	.857/.767	37/39 (2)	5/10	14/14	2/5	3/5	23/19
CLEMSON	24/33	18/32	42-65	(23)	13-43/27-55	.302/.491	4-12/6-17	.333/.353	12-16/5-10	.750/.500	24/39 (15)	8/17	16/12	8/7	6/7	11/15
Notre Dame	25/24	34/45	59-69	(10)	22-54/21-64	.407/.328	7-23/6-27	.304/.222	8-13/21-25	.615/.840	39/45 (6)	13/12	14/8	7/2	7/8	17/14

Note: Game totals are displayed in the format TEAM/OPPONENT for each category

**2018-19 Georgia Tech Basketball**  
 Georgia Tech Individual Game-by-Game (as of Feb 10, 2019)  
**All games**

**#00 Devoe, Michael**

Opponent	Date	gs	min	Total		3-Pointers		Free throws		Rebounds				pf	a	t/o	blk	stl	pts	avg	
				fg-fga	pct	3fg-fga	pct	ft-fa	pct	off	def	tot	avg								
LAMAR	11/9/18		17	3-5	.600	2-4	.500	1-2	.500	0	1	1	1.0	3	2	2	1	1	9	9.0	
at Tennessee	11/13/18		21	0-6	.000	0-2	.000	0-0	.000	0	2	2	1.5	1	0	6	0	0	0	4.5	
EAST CAROLINA	11/16/18		28	4-4	1.000	2-2	1.000	3-4	.750	0	1	1	1.3	3	0	2	0	4	13	7.3	
UTRGV	11/21/18		21	3-8	.375	1-5	.200	7-8	.875	1	1	2	1.5	2	5	1	1	3	14	9.0	
PRAIRIE VIEW	11/23/18		34	3-7	.429	0-2	.000	0-0	.000	0	4	4	2.0	4	3	3	1	0	6	8.4	
at Northwestern	11/28/18		30	1-5	.200	0-1	.000	5-6	.833	0	4	4	2.3	1	2	1	2	3	7	8.2	
vs St. John's	12/1/18		26	2-6	.333	1-4	.250	0-0	.000	0	2	2	2.3	5	1	1	1	0	5	7.7	
FLORIDA A&M	12/9/18		23	3-6	.500	1-2	.500	1-1	1.000	0	2	2	2.3	1	3	1	0	4	8	7.8	
GARDNER-WEBB	12/17/18		27	0-5	.000	0-2	.000	2-2	1.000	0	6	6	2.7	2	4	2	1	1	2	7.1	
at Arkansas	12/19/18	*	33	3-10	.300	1-4	.250	4-5	.800	1	2	3	2.7	1	2	2	0	2	11	7.5	
GEORGIA	12/22/18	*	39	6-10	.600	0-0	.000	2-5	.400	1	4	5	2.9	2	0	3	0	0	14	8.1	
KENNESAW STATE	12/28/18	*	23	3-6	.500	0-1	.000	3-3	1.000	0	3	3	2.9	2	6	0	1	3	9	8.2	
USC UPSTATE	1/2/19	*	34	5-8	.625	0-1	.000	4-4	1.000	0	3	3	2.9	0	2	2	1	0	14	8.6	
WAKE FOREST	1/5/19	*	34	4-6	.667	3-4	.750	5-8	.625	1	3	4	3.0	3	4	2	0	1	16	9.1	
VIRGINIA TECH	1/9/19	*	40	3-7	.429	1-4	.250	0-2	.000	0	6	6	3.2	1	3	3	0	2	7	9.0	
at Syracuse	1/12/19	*	35	1-6	.167	0-3	.000	3-8	.375	1	3	4	3.3	2	2	5	0	4	5	8.8	
at Clemson	1/16/19	*	35	2-7	.286	0-2	.000	4-4	1.000	0	4	4	3.3	1	1	1	1	2	8	8.7	
LOUISVILLE	1/19/19	*	28	2-5	.400	1-1	1.000	3-4	.750	0	0	0	3.1	2	2	2	0	1	8	8.7	
NOTRE DAME	1/22/19	*	39	4-7	.571	2-5	.400	1-2	.500	0	3	3	3.1	2	5	1	0	2	11	8.8	
at Duke	1/26/19	*	37	5-10	.500	1-1	1.000	0-1	.000	0	3	3	3.1	1	1	6	0	4	11	8.9	
NORTH CAROLINA	1/29/19	*	29	3-10	.300	1-3	.333	2-4	.500	1	4	5	3.2	0	2	1	1	0	9	8.9	
at Florida State	2/2/19	*	37	3-13	.231	2-5	.400	2-2	1.000	1	4	5	3.3	3	0	4	0	1	10	9.0	
CLEMSON	2/6/19	*	34	2-5	.400	2-4	.500	0-0	.000	0	1	1	3.2	0	1	3	0	0	6	8.8	
at Notre Dame	02/10/19	*	40	6-13	.462	4-5	.800	2-2	1.000	3	5	8	3.4	4	6	2	2	1	18	9.2	
Totals			15	744	71-175	.406	25-67	.373	54-77	.701	10	71	81	3.4	46	57	56	13	39	221	9.2

Games played: 24  
 Minutes/game: 31.0  
 Points/game: 9.2  
 FG Pct: 40.6  
 3FG Pct: 37.3  
 FT Pct: 70.1

Rebounds/game: 3.4  
 Assists/game: 2.4  
 Turnovers/game: 2.3  
 Assist/turnover ratio: 1.0  
 Steals/game: 1.6  
 Blocks/game: 0.5

**2018-19 Georgia Tech Basketball**  
 Georgia Tech Individual Game-by-Game (as of Feb 10, 2019)  
**All games**

**#01 Banks III, James**

Opponent	Date	gs	min	Total		3-Pointers		Free throws		Rebounds				pf	a	t/o	blk	stl	pts	avg	
				fg-fga	pct	3fg-fga	pct	ft-fa	pct	off	def	tot	avg								
at Tennessee	11/13/18		16	1-2	.500	0-0	.000	3-4	.750	2	5	7	7.0	5	0	1	1	0	5	5.0	
EAST CAROLINA	11/16/18		16	1-5	.200	0-0	.000	3-4	.750	1	5	6	6.5	4	1	0	3	0	5	5.0	
UTRGV	11/21/18		19	1-2	.500	0-0	.000	0-0	.000	2	6	8	7.0	2	1	4	3	0	2	4.0	
PRAIRIE VIEW	11/23/18		30	2-4	.500	0-0	.000	1-4	.250	3	6	9	7.5	3	0	2	3	0	5	4.3	
at Northwestern	11/28/18		27	6-8	.750	0-0	.000	0-0	.000	4	8	12	8.4	5	0	1	3	0	12	5.8	
vs St. John's	12/1/18	*	33	5-5	1.000	0-0	.000	4-6	.667	4	8	12	9.0	2	1	3	1	0	14	7.2	
FLORIDA A&M	12/9/18	*	27	1-4	.250	0-0	.000	4-6	.667	3	1	4	8.3	2	5	1	4	1	6	7.0	
GARDNER-WEBB	12/17/18	*	34	10-14	.714	0-0	.000	2-5	.400	8	4	12	8.8	2	0	4	1	2	22	8.9	
at Arkansas	12/19/18	*	34	5-7	.714	0-0	.000	4-4	1.000	8	6	14	9.3	3	3	4	5	1	14	9.4	
GEORGIA	12/22/18	*	36	3-8	.375	0-0	.000	5-6	.833	4	4	8	9.2	4	1	2	2	0	11	9.6	
KENNESAW STATE	12/28/18	*	19	4-8	.500	0-0	.000	0-0	.000	3	2	5	8.8	0	1	1	0	1	8	9.5	
USC UPSTATE	1/2/19	*	23	1-2	.500	0-0	.000	2-4	.500	1	4	5	8.5	2	3	3	3	0	4	9.0	
WAKE FOREST	1/5/19	*	35	9-11	.818	0-0	.000	2-3	.667	1	3	4	8.2	0	2	3	3	0	20	9.8	
VIRGINIA TECH	1/9/19	*	36	1-5	.200	0-0	.000	0-0	.000	1	4	5	7.9	4	2	2	2	1	2	9.3	
at Syracuse	1/12/19	*	37	6-10	.600	0-0	.000	4-6	.667	1	6	7	7.9	4	1	2	3	3	16	9.7	
at Clemson	1/16/19	*	32	6-11	.545	0-0	.000	4-4	1.000	1	0	1	7.4	3	0	4	4	0	16	10.1	
LOUISVILLE	1/19/19	*	36	9-17	.529	0-0	.000	6-9	.667	5	6	11	7.6	3	3	5	3	0	24	10.9	
NOTRE DAME	1/22/19	*	38	8-13	.615	0-0	.000	0-0	.000	3	7	10	7.8	3	0	3	1	0	16	11.2	
at Duke	1/26/19	*	20	2-5	.400	0-0	.000	0-1	.000	1	1	2	7.5	5	1	1	1	0	4	10.8	
NORTH CAROLINA	1/29/19	*	34	3-6	.500	0-0	.000	1-1	1.000	2	4	6	7.4	3	2	2	1	0	7	10.7	
at Florida State	2/2/19	*	20	2-6	.333	0-0	.000	1-1	1.000	2	2	4	7.2	4	0	2	0	2	5	10.4	
CLEMSON	2/6/19	*	31	3-9	.333	0-0	.000	7-10	.700	2	6	8	7.3	2	0	3	7	2	13	10.5	
at Notre Dame	02/10/19	*	33	4-7	.571	0-0	.000	1-3	.333	5	7	12	7.5	4	1	4	4	1	9	10.4	
<b>Totals</b>			<b>18</b>	<b>666</b>	<b>93-169</b>	<b>.550</b>	<b>0-0</b>	<b>.000</b>	<b>54-81</b>	<b>.667</b>	<b>67</b>	<b>105</b>	<b>172</b>	<b>7.5</b>	<b>69</b>	<b>28</b>	<b>57</b>	<b>58</b>	<b>14</b>	<b>240</b>	<b>10.4</b>

Games played: 23  
 Minutes/game: 29.0  
 Points/game: 10.4  
 FG Pct: 55.0  
 FT Pct: 66.7

Rebounds/game: 7.5  
 Assists/game: 1.2  
 Turnovers/game: 2.5  
 Assist/turnover ratio: 0.5  
 Steals/game: 0.6  
 Blocks/game: 2.5

**2018-19 Georgia Tech Basketball**  
 Georgia Tech Individual Game-by-Game (as of Feb 10, 2019)  
**All games**

**#02 Phillips, Shembari**

Opponent	Date	gs	min	Total		3-Pointers		Free throws		Rebounds				pf	a	t/o	blk	stl	pts	avg	
				fg-fga	pct	3fg-fga	pct	ft-fa	pct	off	def	tot	avg								
LAMAR	11/9/18	*	25	4-7	.571	1-3	.333	1-1	1.000	0	4	4	4.0	2	4	3	0	3	10	10.0	
at Tennessee	11/13/18	*	22	1-4	.250	0-2	.000	0-1	.000	0	1	1	2.5	3	1	0	0	0	2	6.0	
EAST CAROLINA	11/16/18	*	17	2-4	.500	1-2	.500	0-0	.000	0	0	0	1.7	1	2	1	0	1	5	5.7	
UTRGV	11/21/18	*	21	2-5	.400	0-3	.000	2-2	1.000	0	0	0	1.3	2	0	1	0	0	6	5.8	
PRAIRIE VIEW	11/23/18	*	12	2-5	.400	0-1	.000	1-1	1.000	0	1	1	1.2	3	0	1	0	0	5	5.6	
at Northwestern	11/28/18	*	21	0-2	.000	0-0	.000	0-0	.000	0	2	2	1.3	2	1	0	0	0	0	4.7	
vs St. John's	12/1/18		8	0-1	.000	0-1	.000	0-0	.000	0	4	4	1.7	0	0	1	1	0	0	4.0	
FLORIDA A&M	12/9/18		15	1-2	.500	0-1	.000	3-4	.750	0	4	4	2.0	1	0	6	0	0	5	4.1	
GARDNER-WEBB	12/17/18		1	0-0	.000	0-0	.000	0-0	.000	0	0	0	1.8	1	0	0	0	0	0	3.7	
KENNESAW STATE	12/28/18		12	1-3	.333	1-2	.500	0-0	.000	0	0	0	1.6	2	3	0	0	0	3	3.6	
USC UPSTATE	1/2/19		7	1-1	1.000	1-1	1.000	0-0	.000	0	0	0	1.5	3	1	1	0	0	3	3.5	
VIRGINIA TECH	1/9/19		6	0-0	.000	0-0	.000	0-0	.000	0	1	1	1.4	0	0	0	0	0	0	3.3	
at Clemson	1/16/19		10	1-2	.500	0-0	.000	0-0	.000	0	1	1	1.4	3	0	0	0	0	2	3.2	
LOUISVILLE	1/19/19		22	0-3	.000	0-2	.000	0-0	.000	0	2	2	1.4	1	2	1	1	2	0	2.9	
NOTRE DAME	1/22/19		2	0-0	.000	0-0	.000	0-0	.000	0	0	0	1.3	0	0	0	0	0	0	2.7	
at Duke	1/26/19		1	0-0	.000	0-0	.000	0-0	.000	0	0	0	1.3	0	1	1	1	0	0	2.6	
at Florida State	2/2/19		2	0-1	.000	0-0	.000	0-0	.000	0	0	0	1.2	0	0	0	0	0	0	2.4	
CLEMSON	2/6/19		2	0-0	.000	0-0	.000	0-0	.000	0	0	0	1.1	0	0	0	0	0	0	2.3	
<b>Totals</b>			<b>6</b>	<b>206</b>	<b>15-40</b>	<b>.375</b>	<b>4-18</b>	<b>.222</b>	<b>7-9</b>	<b>.778</b>	<b>0</b>	<b>20</b>	<b>20</b>	<b>1.1</b>	<b>24</b>	<b>15</b>	<b>16</b>	<b>3</b>	<b>6</b>	<b>41</b>	<b>2.3</b>

Games played: 18  
 Minutes/game: 11.4  
 Points/game: 2.3  
 FG Pct: 37.5  
 3FG Pct: 22.2  
 FT Pct: 77.8

Rebounds/game: 1.1  
 Assists/game: 0.8  
 Turnovers/game: 0.9  
 Assist/turnover ratio: 0.9  
 Steals/game: 0.3  
 Blocks/game: 0.2

**2018-19 Georgia Tech Basketball**  
Georgia Tech Individual Game-by-Game (as of Feb 10, 2019)  
**All games**

**#03 Cole, Evan**

Opponent	Date	gs	min	Total		3-Pointers		Free throws		Rebounds				pf	a	t/o	blk	stl	pts	avg	
				fg-fga	pct	3fg-fga	pct	ft-fta	pct	off	def	tot	avg								
LAMAR	11/9/18	*	16	1-4	.250	0-1	.000	3-4	.750	0	2	2	2.0	1	1	1	0	2	5	5.0	
at Tennessee	11/13/18	*	12	0-2	.000	0-1	.000	0-0	.000	0	3	3	2.5	2	0	0	0	0	0	2.5	
FLORIDA A&M	12/9/18		8	0-2	.000	0-0	.000	4-4	1.000	0	0	0	1.7	0	0	1	1	0	4	3.0	
GARDNER-WEBB	12/17/18		3	0-0	.000	0-0	.000	0-0	.000	0	1	1	1.5	0	0	0	0	0	0	2.3	
KENNESAW STATE	12/28/18		13	5-7	.714	1-3	.333	0-0	.000	0	3	3	1.8	0	1	0	0	2	11	4.0	
USC UPSTATE	1/2/19		19	6-8	.750	1-3	.333	3-4	.750	1	4	5	2.3	4	2	0	0	0	16	6.0	
WAKE FOREST	1/5/19		15	4-5	.800	1-2	.500	0-0	.000	0	4	4	2.6	4	0	1	2	1	9	6.4	
VIRGINIA TECH	1/9/19		6	0-1	.000	0-1	.000	0-0	.000	0	0	0	2.3	1	0	1	0	0	0	5.6	
at Syracuse	1/12/19		20	2-2	1.000	0-0	.000	4-6	.667	2	6	8	2.9	2	2	2	0	1	8	5.9	
at Clemson	1/16/19	*	7	0-2	.000	0-0	.000	0-0	.000	0	1	1	2.7	2	0	0	0	0	0	5.3	
LOUISVILLE	1/19/19		23	2-6	.333	0-2	.000	0-2	.000	0	5	5	2.9	4	1	4	0	1	4	5.2	
NOTRE DAME	1/22/19		3	0-0	.000	0-0	.000	0-0	.000	0	0	0	2.7	0	0	0	0	0	0	4.8	
at Duke	1/26/19		24	3-7	.429	0-2	.000	1-2	.500	2	2	4	2.8	2	1	2	1	1	7	4.9	
NORTH CAROLINA	1/29/19		10	1-2	.500	0-1	.000	0-0	.000	0	2	2	2.7	3	0	3	1	0	2	4.7	
at Florida State	2/2/19		19	2-5	.400	1-2	.500	2-2	1.000	3	0	3	2.7	1	0	2	1	0	7	4.9	
CLEMSON	2/6/19		13	0-2	.000	0-2	.000	0-0	.000	0	1	1	2.6	1	1	3	0	0	0	4.6	
<b>Totals</b>			<b>3</b>	<b>211</b>	<b>26-55</b>	<b>.473</b>	<b>4-20</b>	<b>.200</b>	<b>17-24</b>	<b>.708</b>	<b>8</b>	<b>34</b>	<b>42</b>	<b>2.6</b>	<b>27</b>	<b>9</b>	<b>20</b>	<b>6</b>	<b>8</b>	<b>73</b>	<b>4.6</b>

Games played: 16  
Minutes/game: 13.2  
Points/game: 4.6  
FG Pct: 47.3  
3FG Pct: 20.0  
FT Pct: 70.8

Rebounds/game: 2.6  
Assists/game: 0.6  
Turnovers/game: 1.3  
Assist/turnover ratio: 0.5  
Steals/game: 0.5  
Blocks/game: 0.4

**#04 Alston, Brandon**

Opponent	Date	gs	min	Total		3-Pointers		Free throws		Rebounds				pf	a	t/o	blk	stl	pts	avg	
				fg-fga	pct	3fg-fga	pct	ft-fta	pct	off	def	tot	avg								
LAMAR	11/9/18		19	6-10	.600	4-5	.800	1-4	.250	0	0	0	0.0	0	2	1	0	0	17	17.0	
at Tennessee	11/13/18		24	4-8	.500	0-1	.000	8-8	1.000	1	3	4	2.0	2	1	1	0	2	16	16.5	
EAST CAROLINA	11/16/18		21	3-6	.500	1-1	1.000	2-2	1.000	1	2	3	2.3	0	1	2	0	0	9	14.0	
UTRGV	11/21/18	*	26	3-5	.600	0-1	.000	3-4	.750	0	2	2	2.3	2	0	2	0	0	9	12.8	
PRAIRIE VIEW	11/23/18		28	4-8	.500	2-3	.667	4-5	.800	0	2	2	2.2	1	0	0	0	0	14	13.0	
at Northwestern	11/28/18		26	2-8	.250	1-3	.333	1-3	.333	0	2	2	2.2	2	2	2	0	1	6	11.8	
vs St. John's	12/1/18	*	27	4-8	.500	3-4	.750	3-3	1.000	1	3	4	2.4	4	2	4	1	1	14	12.1	
FLORIDA A&M	12/9/18	*	25	5-8	.625	1-3	.333	4-4	1.000	0	3	3	2.5	3	1	1	0	2	15	12.5	
GARDNER-WEBB	12/17/18	*	36	2-9	.222	0-3	.000	0-0	.000	0	3	3	2.6	4	5	2	1	1	4	11.6	
at Arkansas	12/19/18		17	1-2	.500	0-1	.000	0-0	.000	0	0	0	2.3	3	1	4	0	0	2	10.6	
GEORGIA	12/22/18		14	2-4	.500	1-2	.500	1-1	1.000	0	1	1	2.2	3	0	1	0	0	6	10.2	
KENNESAW STATE	12/28/18		17	3-8	.375	3-8	.375	1-1	1.000	0	1	1	2.1	0	4	2	0	0	10	10.2	
USC UPSTATE	1/2/19		24	4-6	.667	1-3	.333	1-2	.500	1	3	4	2.2	2	1	2	0	0	10	10.2	
WAKE FOREST	1/5/19		20	4-7	.571	0-3	.000	6-6	1.000	0	0	0	2.1	2	1	1	0	0	14	10.4	
VIRGINIA TECH	1/9/19		17	2-4	.500	1-3	.333	2-2	1.000	0	3	3	2.1	3	0	3	0	0	7	10.2	
at Syracuse	1/12/19		2	0-1	.000	0-0	.000	0-0	.000	0	0	0	2.0	0	0	0	0	0	0	9.6	
at Florida State	2/2/19		9	1-5	.200	0-2	.000	2-2	1.000	0	2	2	2.0	1	0	1	0	0	4	9.2	
CLEMSON	2/6/19		22	4-6	.667	1-2	.500	2-2	1.000	0	2	2	2.0	0	0	0	0	0	11	9.3	
at Notre Dame	02/10/19		16	2-4	.500	0-2	.000	0-0	.000	0	0	0	1.9	2	1	0	0	0	4	9.1	
<b>Totals</b>			<b>4</b>	<b>390</b>	<b>56-117</b>	<b>.479</b>	<b>19-50</b>	<b>.380</b>	<b>41-49</b>	<b>.837</b>	<b>4</b>	<b>32</b>	<b>36</b>	<b>1.9</b>	<b>34</b>	<b>22</b>	<b>29</b>	<b>2</b>	<b>7</b>	<b>172</b>	<b>9.1</b>

Games played: 19  
Minutes/game: 20.5  
Points/game: 9.1  
FG Pct: 47.9  
3FG Pct: 38.0  
FT Pct: 83.7

Rebounds/game: 1.9  
Assists/game: 1.2  
Turnovers/game: 1.5  
Assist/turnover ratio: 0.8  
Steals/game: 0.4  
Blocks/game: 0.1

**2018-19 Georgia Tech Basketball**  
 Georgia Tech Individual Game-by-Game (as of Feb 10, 2019)  
**All games**

**#05 Wright, Moses**

Opponent	Date	gs	min	Total		3-Pointers		Free throws		Rebounds				pf	a	t/o	blk	stl	pts	avg	
				fg-fga	pct	3fg-fga	pct	ft-fa	pct	off	def	tot	avg								
LAMAR	11/9/18		17	4-6	.667	0-2	.000	0-1	.000	0	4	4	4.0	1	1	1	1	0	8	8.0	
at Tennessee	11/13/18		23	2-6	.333	1-2	.500	2-2	1.000	2	1	3	3.5	2	1	2	0	3	7	7.5	
EAST CAROLINA	11/16/18	*	16	2-6	.333	1-1	1.000	1-3	.333	2	4	6	4.3	1	0	2	1	0	6	7.0	
UTRGV	11/21/18	*	23	5-8	.625	0-0	.000	1-4	.250	0	4	4	4.3	1	1	0	1	0	11	8.0	
PRAIRIE VIEW	11/23/18	*	11	2-4	.500	0-1	.000	0-1	.000	0	2	2	3.8	0	0	0	0	0	4	7.2	
at Northwestern	11/28/18	*	16	0-4	.000	0-0	.000	1-2	.500	0	1	1	3.3	1	0	0	0	1	1	6.2	
vs St. John's	12/1/18	*	25	5-8	.625	0-2	.000	2-2	1.000	1	2	3	3.3	2	0	1	0	1	12	7.0	
FLORIDA A&M	12/9/18	*	17	2-4	.500	0-1	.000	1-2	.500	1	3	4	3.4	2	0	2	0	1	5	6.8	
GARDNER-WEBB	12/17/18	*	18	2-8	.250	0-1	.000	0-0	.000	1	4	5	3.6	1	1	0	1	0	4	6.4	
at Arkansas	12/19/18	*	17	1-6	.167	0-1	.000	2-4	.500	1	3	4	3.6	0	1	0	1	0	4	6.2	
GEORGIA	12/22/18	*	23	3-6	.500	0-0	.000	1-1	1.000	0	4	4	3.6	2	1	1	0	0	7	6.3	
KENNESAW STATE	12/28/18	*	23	5-8	.625	0-0	.000	0-0	.000	0	6	6	3.8	3	5	3	1	1	10	6.6	
USC UPSTATE	1/2/19	*	12	0-4	.000	0-1	.000	0-2	.000	0	2	2	3.7	1	0	0	1	0	0	6.1	
WAKE FOREST	1/5/19	*	20	3-7	.429	0-1	.000	0-0	.000	1	4	5	3.8	2	3	1	1	1	6	6.1	
VIRGINIA TECH	1/9/19	*	14	0-1	.000	0-0	.000	0-0	.000	0	4	4	3.8	1	1	2	0	0	0	5.7	
at Clemson	1/16/19		21	4-7	.571	0-2	.000	1-4	.250	0	4	4	3.8	2	1	1	0	1	9	5.9	
LOUISVILLE	1/19/19	*	21	3-5	.600	0-1	.000	1-2	.500	0	3	3	3.8	2	0	2	0	0	7	5.9	
NOTRE DAME	1/22/19		3	0-0	.000	0-0	.000	0-0	.000	0	0	0	3.6	0	0	2	0	0	0	5.6	
at Duke	1/26/19		7	1-1	1.000	0-0	.000	0-0	.000	0	1	1	3.4	1	0	0	0	0	2	5.4	
NORTH CAROLINA	1/29/19		15	1-5	.200	0-0	.000	2-2	1.000	0	4	4	3.5	1	0	0	0	0	4	5.4	
at Florida State	2/2/19		4	0-1	.000	0-0	.000	0-0	.000	0	2	2	3.4	1	0	0	1	0	0	5.1	
CLEMSON	2/6/19		2	0-0	.000	0-0	.000	0-0	.000	0	0	0	3.2	0	0	0	0	0	0	4.9	
Totals			14	348	45-105	.429	2-16	.125	15-32	.469	9	62	71	3.2	27	16	20	9	9	107	4.9

Games played: 22  
 Minutes/game: 15.8  
 Points/game: 4.9  
 FG Pct: 42.9  
 3FG Pct: 12.5  
 FT Pct: 46.9

Rebounds/game: 3.2  
 Assists/game: 0.7  
 Turnovers/game: 0.9  
 Assist/turnover ratio: 0.8  
 Steals/game: 0.4  
 Blocks/game: 0.4

**2018-19 Georgia Tech Basketball**  
 Georgia Tech Individual Game-by-Game (as of Feb 10, 2019)  
**All games**

**#10 Alvarado, Jose**

Opponent	Date	gs	min	Total		3-Pointers		Free throws		Rebounds				pf	a	t/o	blk	stl	pts	avg	
				fg-fga	pct	3fg-fga	pct	ft-fa	pct	off	def	tot	avg								
LAMAR	11/9/18	*	34	6-12	.500	2-7	.286	0-0	.000	1	2	3	3.0	3	5	3	0	2	14	14.0	
at Tennessee	11/13/18	*	30	3-11	.273	2-6	.333	0-0	.000	0	1	1	2.0	5	1	1	0	0	8	11.0	
EAST CAROLINA	11/16/18	*	27	4-7	.571	1-3	.333	0-0	.000	1	3	4	2.7	1	6	3	1	3	9	10.3	
UTRGV	11/21/18		19	3-8	.375	3-6	.500	3-6	.500	0	3	3	2.8	3	3	1	0	2	12	10.8	
PRAIRIE VIEW	11/23/18	*	36	6-11	.545	1-5	.200	2-3	.667	1	2	3	2.8	2	6	1	0	4	15	11.6	
at Northwestern	11/28/18	*	34	7-15	.467	2-5	.400	8-9	.889	2	1	3	2.8	3	0	4	1	2	24	13.7	
vs St. John's	12/1/18	*	38	5-15	.333	0-6	.000	7-8	.875	0	3	3	2.9	4	4	2	0	1	17	14.1	
FLORIDA A&M	12/9/18	*	20	2-5	.400	0-2	.000	0-0	.000	0	2	2	2.8	2	1	2	0	1	4	12.9	
GARDNER-WEBB	12/17/18	*	40	8-16	.500	2-9	.222	1-1	1.000	0	3	3	2.8	4	1	2	0	1	19	13.6	
at Arkansas	12/19/18	*	40	9-15	.600	2-5	.400	0-1	.000	0	9	9	3.4	1	1	4	0	2	20	14.2	
GEORGIA	12/22/18	*	40	3-20	.150	0-6	.000	5-7	.714	2	6	8	3.8	3	5	4	0	4	11	13.9	
KENNESAW STATE	12/28/18	*	23	4-7	.571	2-5	.400	0-0	.000	0	3	3	3.8	1	2	1	0	2	10	13.6	
USC UPSTATE	1/2/19	*	26	3-6	.500	0-2	.000	2-3	.667	0	5	5	3.8	0	4	2	0	0	8	13.2	
WAKE FOREST	1/5/19	*	37	3-9	.333	1-6	.167	6-6	1.000	0	4	4	3.9	2	7	0	0	2	13	13.1	
VIRGINIA TECH	1/9/19	*	39	6-11	.545	3-5	.600	5-8	.625	0	1	1	3.7	4	4	4	0	2	20	13.6	
at Syracuse	1/12/19	*	38	5-6	.833	3-3	1.000	6-7	.857	0	3	3	3.6	2	2	4	0	3	19	13.9	
at Clemson	1/16/19	*	35	3-9	.333	2-4	.500	2-4	.500	0	5	5	3.7	3	3	2	0	0	10	13.7	
NOTRE DAME	1/22/19	*	38	4-12	.333	2-7	.286	6-6	1.000	0	3	3	3.7	1	2	4	0	3	16	13.8	
at Duke	1/26/19	*	39	3-10	.300	0-3	.000	1-2	.500	2	5	7	3.8	3	6	5	0	1	7	13.5	
NORTH CAROLINA	1/29/19	*	28	2-9	.222	1-4	.250	0-0	.000	1	4	5	3.9	0	5	3	0	4	5	13.1	
at Florida State	2/2/19	*	24	0-10	.000	0-5	.000	0-0	.000	0	3	3	3.9	5	2	1	0	0	0	12.4	
CLEMSON	2/6/19	*	28	1-10	.100	1-2	.500	0-0	.000	2	2	4	3.9	1	4	2	0	2	3	12.0	
at Notre Dame	02/10/19	*	40	2-10	.200	1-6	.167	0-0	.000	1	1	2	3.8	2	1	0	0	2	5	11.7	
<b>Totals</b>			<b>22</b>	<b>753</b>	<b>92-244</b>	<b>.377</b>	<b>31-112</b>	<b>.277</b>	<b>54-71</b>	<b>.761</b>	<b>13</b>	<b>74</b>	<b>87</b>	<b>3.8</b>	<b>55</b>	<b>75</b>	<b>55</b>	<b>2</b>	<b>43</b>	<b>269</b>	<b>11.7</b>

Games played: 23  
 Minutes/game: 32.7  
 Points/game: 11.7  
 FG Pct: 37.7  
 3FG Pct: 27.7  
 FT Pct: 76.1

Rebounds/game: 3.8  
 Assists/game: 3.3  
 Turnovers/game: 2.4  
 Assist/turnover ratio: 1.4  
 Steals/game: 1.9  
 Blocks/game: 0.1



**2018-19 Georgia Tech Basketball**  
 Georgia Tech Individual Game-by-Game (as of Feb 10, 2019)  
**All games**

**#11 Jester, Evan**

Opponent	Date	gs	min	Total		3-Pointers		Free throws		Rebounds				pf	a	t/o	blk	stl	pts	avg
				fg-fga	pct	3fg-fga	pct	ft-fa	pct	off	def	tot	avg							
EAST CAROLINA	11/16/18		2	0-0	.000	0-0	.000	0-0	.000	0	0	0	0.0	0	0	1	0	0	0	0.0
UTRGV	11/21/18		1	0-0	.000	0-0	.000	0-2	.000	0	1	1	0.5	0	0	0	0	0	0	0.0
<b>Totals</b>		<b>0</b>	<b>3</b>	<b>0-0</b>	<b>.000</b>	<b>0-0</b>	<b>.000</b>	<b>0-2</b>	<b>.000</b>	<b>0</b>	<b>1</b>	<b>1</b>	<b>0.5</b>	<b>0</b>	<b>0</b>	<b>1</b>	<b>0</b>	<b>0</b>	<b>0</b>	<b>0.0</b>

Games played: 2  
 Minutes/game: 1.5  
 FT Pct: 0.0

Rebounds/game: 0.5  
 Turnovers/game: 0.5

**#12 Moore, Khalid**

Opponent	Date	gs	min	Total		3-Pointers		Free throws		Rebounds				pf	a	t/o	blk	stl	pts	avg
				fg-fga	pct	3fg-fga	pct	ft-fa	pct	off	def	tot	avg							
LAMAR	11/9/18		7	0-0	.000	0-0	.000	0-0	.000	0	1	1	1.0	1	1	0	0	0	0	0.0
at Tennessee	11/13/18		10	1-5	.200	0-1	.000	2-2	1.000	0	1	1	1.0	1	1	0	0	0	4	2.0
EAST CAROLINA	11/16/18		9	1-1	1.000	0-0	.000	2-4	.500	0	1	1	1.0	1	1	2	0	0	4	2.7
UTRGV	11/21/18		12	0-1	.000	0-0	.000	0-0	.000	1	3	4	1.8	2	0	0	0	0	0	2.0
at Northwestern	11/28/18		15	0-2	.000	0-0	.000	2-2	1.000	1	2	3	2.0	3	3	0	0	2	2	2.0
vs St. John's	12/1/18		15	1-2	.500	0-0	.000	4-4	1.000	0	1	1	1.8	4	2	0	0	1	6	2.7
FLORIDA A&M	12/9/18		18	6-6	1.000	2-2	1.000	0-0	.000	1	2	3	2.0	0	0	1	1	2	14	4.3
GARDNER-WEBB	12/17/18		11	2-2	1.000	0-0	.000	2-2	1.000	0	1	1	1.9	1	1	1	0	0	6	4.5
at Arkansas	12/19/18	*	34	3-7	.429	0-1	.000	4-6	.667	0	3	3	2.0	2	3	1	0	0	10	5.1
GEORGIA	12/22/18	*	17	1-7	.143	0-2	.000	0-0	.000	1	0	1	1.9	2	1	2	1	0	2	4.8
KENNESAW STATE	12/28/18	*	25	1-2	.500	1-1	1.000	2-2	1.000	0	1	1	1.8	1	1	2	0	0	5	4.8
USC UPSTATE	1/2/19	*	20	3-5	.600	0-0	.000	2-2	1.000	0	0	0	1.7	1	1	1	0	1	8	5.1
WAKE FOREST	1/5/19	*	18	0-0	.000	0-0	.000	6-6	1.000	0	2	2	1.7	2	2	2	0	2	6	5.2
VIRGINIA TECH	1/9/19	*	15	1-2	.500	0-0	.000	0-0	.000	0	3	3	1.8	4	2	1	0	0	2	4.9
at Syracuse	1/12/19		7	0-0	.000	0-0	.000	0-0	.000	0	0	0	1.7	2	1	0	0	1	0	4.6
at Clemson	1/16/19		18	2-2	1.000	0-0	.000	1-3	.333	0	1	1	1.6	2	0	0	0	0	5	4.6
LOUISVILLE	1/19/19	*	30	2-5	.400	0-1	.000	1-5	.200	0	3	3	1.7	2	2	0	0	1	5	4.6
NOTRE DAME	1/22/19		16	3-3	1.000	1-1	1.000	0-1	.000	0	2	2	1.7	4	1	2	0	0	7	4.8
at Duke	1/26/19		14	0-1	.000	0-0	.000	0-0	.000	1	0	1	1.7	0	0	0	0	0	0	4.5
NORTH CAROLINA	1/29/19		15	2-2	1.000	0-0	.000	4-4	1.000	0	0	0	1.6	1	0	2	0	0	8	4.7
at Florida State	2/2/19		16	1-4	.250	0-1	.000	2-3	.667	0	2	2	1.6	3	1	0	0	0	4	4.7
CLEMSON	2/6/19	*	17	0-2	.000	0-1	.000	2-2	1.000	0	2	2	1.6	2	1	1	0	0	2	4.5
at Notre Dame	02/10/19		16	1-2	.500	0-1	.000	0-0	.000	0	1	1	1.6	1	0	1	0	0	2	4.4
<b>Totals</b>		<b>8</b>	<b>375</b>	<b>31-63</b>	<b>.492</b>	<b>4-12</b>	<b>.333</b>	<b>36-48</b>	<b>.750</b>	<b>5</b>	<b>32</b>	<b>37</b>	<b>1.6</b>	<b>42</b>	<b>25</b>	<b>19</b>	<b>2</b>	<b>10</b>	<b>102</b>	<b>4.4</b>

Games played: 23  
 Minutes/game: 16.3  
 Points/game: 4.4  
 FG Pct: 49.2  
 3FG Pct: 33.3  
 FT Pct: 75.0

Rebounds/game: 1.6  
 Assists/game: 1.1  
 Turnovers/game: 0.8  
 Assist/turnover ratio: 1.3  
 Steals/game: 0.4  
 Blocks/game: 0.1

**2018-19 Georgia Tech Basketball**  
 Georgia Tech Individual Game-by-Game (as of Feb 10, 2019)  
**All games**

**#13 Haywood II, Curtis**

Opponent	Date	gs	min	Total		3-Pointers		Free throws		Rebounds				pf	a	t/o	blk	stl	pts	avg	
				fg-fga	pct	3fg-fga	pct	ft-fa	pct	off	def	tot	avg								
LAMAR	11/9/18	*	26	4-9	.444	3-7	.429	2-2	1.000	0	0	0	0.0	1	4	0	0	1	13	13.0	
at Tennessee	11/13/18	*	15	1-5	.200	0-4	.000	0-0	.000	0	3	3	1.5	1	0	1	0	0	2	7.5	
EAST CAROLINA	11/16/18	*	20	5-9	.556	3-5	.600	5-6	.833	0	3	3	2.0	0	0	1	0	2	18	11.0	
UTRGV	11/21/18	*	26	2-4	.500	2-4	.500	1-2	.500	0	7	7	3.3	2	6	1	0	4	7	10.0	
PRAIRIE VIEW	11/23/18	*	25	4-8	.500	1-5	.200	1-2	.500	0	4	4	3.4	1	3	1	0	0	10	10.0	
at Northwestern	11/28/18	*	16	1-4	.250	1-3	.333	0-0	.000	0	0	0	2.8	2	0	3	0	0	3	8.8	
vs St. John's	12/1/18	*	21	2-7	.286	0-4	.000	1-1	1.000	0	1	1	2.6	3	1	1	0	0	5	8.3	
FLORIDA A&M	12/9/18	*	21	3-4	.750	1-2	.500	0-1	.000	1	2	3	2.6	0	2	0	0	1	7	8.1	
GARDNER-WEBB	12/17/18	*	25	4-8	.500	4-8	.500	0-0	.000	0	1	1	2.4	0	1	0	0	0	12	8.6	
at Arkansas	12/19/18	*	19	2-6	.333	2-5	.400	0-0	.000	1	1	2	2.4	5	3	3	0	2	6	8.3	
GEORGIA	12/22/18		21	2-6	.333	2-5	.400	0-0	.000	0	0	0	2.2	0	1	0	0	0	6	8.1	
KENNESAW STATE	12/28/18		17	2-5	.400	0-2	.000	1-1	1.000	1	0	1	2.1	2	2	2	0	1	5	7.8	
USC UPSTATE	1/2/19		21	3-6	.500	2-5	.400	2-2	1.000	0	4	4	2.2	3	4	1	0	2	10	8.0	
WAKE FOREST	1/5/19		11	1-4	.250	1-4	.250	2-2	1.000	1	1	2	2.2	2	1	0	0	3	5	7.8	
at Syracuse	1/12/19	*	38	6-10	.600	3-6	.500	0-0	.000	1	3	4	2.3	3	7	5	1	2	15	8.3	
at Clemson	1/16/19	*	30	2-3	.667	2-3	.667	2-2	1.000	0	0	0	2.2	0	2	3	0	3	8	8.3	
LOUISVILLE	1/19/19	*	30	1-6	.167	0-2	.000	0-0	.000	1	4	5	2.4	0	3	1	2	1	2	7.9	
NOTRE DAME	1/22/19	*	24	0-5	.000	0-5	.000	0-0	.000	0	3	3	2.4	1	1	1	0	1	0	7.4	
at Duke	1/26/19	*	25	2-6	.333	1-3	.333	0-0	.000	0	5	5	2.5	0	1	1	0	3	5	7.3	
NORTH CAROLINA	1/29/19	*	26	2-10	.200	0-6	.000	1-2	.500	1	3	4	2.6	0	6	2	0	2	5	7.2	
at Florida State	2/2/19	*	32	2-8	.250	0-6	.000	0-0	.000	0	2	2	2.6	3	2	1	0	0	4	7.0	
CLEMSON	2/6/19		25	0-1	.000	0-1	.000	0-0	.000	0	4	4	2.6	1	0	3	0	1	0	6.7	
at Notre Dame	02/10/19	*	20	0-6	.000	0-6	.000	1-2	.500	0	6	6	2.8	0	1	0	0	1	1	6.5	
<b>Totals</b>			<b>17</b>	<b>534</b>	<b>51-140</b>	<b>.364</b>	<b>28-101</b>	<b>.277</b>	<b>19-25</b>	<b>.760</b>	<b>7</b>	<b>57</b>	<b>64</b>	<b>2.8</b>	<b>30</b>	<b>51</b>	<b>31</b>	<b>3</b>	<b>30</b>	<b>149</b>	<b>6.5</b>

Games played: 23  
 Minutes/game: 23.2  
 Points/game: 6.5  
 FG Pct: 36.4  
 3FG Pct: 27.7  
 FT Pct: 76.0

Rebounds/game: 2.8  
 Assists/game: 2.2  
 Turnovers/game: 1.3  
 Assist/turnover ratio: 1.6  
 Steals/game: 1.3  
 Blocks/game: 0.1

**2018-19 Georgia Tech Basketball**  
 Georgia Tech Individual Game-by-Game (as of Feb 10, 2019)  
**All games**

**#24 Ogbonda, Sylvester**

Opponent	Date	gs	min	Total		3-Pointers		Free throws		Rebounds				pf	a	t/o	blk	stl	pts	avg
				fg-fga	pct	3fg-fga	pct	ft-fa	pct	off	def	tot	avg							
LAMAR	11/9/18		23	2-5	.400	0-0	.000	3-5	.600	5	4	9	9.0	5	4	3	1	1	7	7.0
at Tennessee	11/13/18		8	0-1	.000	0-0	.000	2-2	1.000	1	1	2	5.5	3	0	1	0	0	2	4.5
EAST CAROLINA	11/16/18		7	1-3	.333	0-0	.000	0-0	.000	0	3	3	4.7	1	0	1	0	0	2	3.7
UTRGV	11/21/18		5	1-2	.500	0-0	.000	1-3	.333	0	1	1	3.8	2	0	0	0	0	3	3.5
FLORIDA A&M	12/9/18		4	1-1	1.000	0-0	.000	0-0	.000	0	0	0	3.0	0	0	0	0	0	2	3.2
KENNESAW STATE	12/28/18		2	0-1	.000	0-0	.000	0-0	.000	0	0	0	2.5	1	0	0	0	0	0	2.7
at Clemson	1/16/19		7	1-1	1.000	0-0	.000	0-0	.000	1	0	1	2.3	0	0	0	2	0	2	2.6
LOUISVILLE	1/19/19		4	0-2	.000	0-0	.000	0-0	.000	0	0	0	2.0	1	0	1	0	0	0	2.3
at Duke	1/26/19		3	0-1	.000	0-0	.000	0-0	.000	0	1	1	1.9	0	0	0	0	1	0	2.0
NORTH CAROLINA	1/29/19		4	0-1	.000	0-0	.000	0-0	.000	0	0	0	1.7	0	0	0	0	0	0	1.8
Totals		0	67	6-18	.333	0-0	.000	6-10	.600	7	10	17	1.7	13	4	6	3	2	18	1.8

Games played: 10  
 Minutes/game: 6.7  
 Points/game: 1.8  
 FG Pct: 33.3  
 FT Pct: 60.0

Rebounds/game: 1.7  
 Assists/game: 0.4  
 Turnovers/game: 0.6  
 Assist/turnover ratio: 0.7  
 Steals/game: 0.2  
 Blocks/game: 0.3

**#32 Schafer, Avi**

Opponent	Date	gs	min	Total		3-Pointers		Free throws		Rebounds				pf	a	t/o	blk	stl	pts	avg
				fg-fga	pct	3fg-fga	pct	ft-fa	pct	off	def	tot	avg							
EAST CAROLINA	11/16/18		3	0-0	.000	0-0	.000	0-0	.000	0	0	0	0.0	1	0	0	0	0	0	0.0
UTRGV	11/21/18		1	0-0	.000	0-0	.000	0-0	.000	2	0	2	1.0	0	0	0	0	0	0	0.0
Totals		0	4	0-0	.000	0-0	.000	0-0	.000	2	0	2	1.0	1	0	0	0	0	0	0.0

Games played: 2  
 Minutes/game: 2.0

Rebounds/game: 1.0

**2018-19 Georgia Tech Basketball**  
 Georgia Tech Individual Game-by-Game (as of Feb 10, 2019)  
**All games**

**#34 Gueye, Abdoulaye**

Opponent	Date	gs	min	Total		3-Pointers		Free throws		Rebounds				pf	a	t/o	blk	stl	pts	avg	
				fg-fga	pct	3fg-fga	pct	ft-fa	pct	off	def	tot	avg								
LAMAR	11/9/18	*	12	2-4	.500	0-0	.000	1-2	.500	1	6	7	7.0	5	1	1	5	0	5	5.0	
at Tennessee	11/13/18	*	18	3-8	.375	0-0	.000	1-2	.500	1	3	4	5.5	2	0	0	1	1	7	6.0	
EAST CAROLINA	11/16/18	*	21	3-6	.500	0-1	.000	0-0	.000	1	3	4	5.0	3	1	2	0	3	6	6.0	
UTRGV	11/21/18	*	20	2-5	.400	0-0	.000	4-4	1.000	2	2	4	4.8	1	0	0	1	3	8	6.5	
PRAIRIE VIEW	11/23/18	*	24	1-4	.250	0-0	.000	4-4	1.000	1	4	5	4.8	3	2	3	0	0	6	6.4	
at Northwestern	11/28/18	*	15	3-5	.600	0-0	.000	0-2	.000	2	1	3	4.5	2	0	2	0	0	6	6.3	
vs St. John's	12/1/18		7	0-1	.000	0-0	.000	0-0	.000	1	2	3	4.3	1	1	1	1	0	0	5.4	
FLORIDA A&M	12/9/18		13	0-1	.000	0-0	.000	0-0	.000	0	1	1	3.9	1	1	1	1	0	0	4.8	
GARDNER-WEBB	12/17/18		5	0-1	.000	0-0	.000	0-0	.000	0	0	0	3.4	0	0	0	0	0	0	4.2	
at Arkansas	12/19/18		6	1-2	.500	0-0	.000	0-0	.000	1	1	2	3.3	1	0	0	0	1	2	4.0	
GEORGIA	12/22/18		4	1-3	.333	0-0	.000	0-0	.000	1	1	2	3.2	0	0	0	1	0	2	3.8	
KENNESAW STATE	12/28/18		19	7-7	1.000	0-0	.000	2-3	.667	2	6	8	3.6	2	3	1	2	0	16	4.8	
USC UPSTATE	1/2/19		13	3-4	.750	0-0	.000	0-0	.000	0	5	5	3.7	2	4	4	2	0	6	4.9	
WAKE FOREST	1/5/19		10	1-3	.333	0-0	.000	1-3	.333	1	1	2	3.6	2	0	2	2	1	3	4.8	
VIRGINIA TECH	1/9/19		27	4-7	.571	1-3	.333	2-4	.500	1	5	6	3.7	4	0	2	2	0	11	5.2	
at Syracuse	1/12/19	*	23	5-7	.714	0-0	.000	0-0	.000	1	1	2	3.6	2	1	3	0	1	10	5.5	
NOTRE DAME	1/22/19	*	37	5-12	.417	0-1	.000	3-6	.500	4	4	8	3.9	4	2	1	1	2	13	5.9	
at Duke	1/26/19	*	29	7-16	.438	0-0	.000	0-0	.000	3	5	8	4.1	5	0	2	0	0	14	6.4	
NORTH CAROLINA	1/29/19	*	36	7-14	.500	0-1	.000	0-0	.000	1	3	4	4.1	4	0	2	4	2	14	6.8	
at Florida State	2/2/19	*	37	6-7	.857	0-0	.000	3-4	.750	3	4	7	4.3	2	0	3	0	0	15	7.2	
CLEMSON	2/6/19	*	22	3-8	.375	0-0	.000	1-2	.500	2	0	2	4.1	4	1	0	1	1	7	7.2	
at Notre Dame	02/10/19	*	26	4-7	.571	0-0	.000	4-6	.667	1	3	4	4.1	3	3	4	1	1	12	7.4	
Totals			13	424	68-132	.515	1-6	.167	26-42	.619	30	61	91	4.1	53	20	34	25	16	163	7.4

Games played: 22  
 Minutes/game: 19.3  
 Points/game: 7.4  
 FG Pct: 51.5  
 3FG Pct: 16.7  
 FT Pct: 61.9

Rebounds/game: 4.1  
 Assists/game: 0.9  
 Turnovers/game: 1.5  
 Assist/turnover ratio: 0.6  
 Steals/game: 0.7  
 Blocks/game: 1.1

**2018-19 Georgia Tech Basketball**  
 Georgia Tech Individual Game-by-Game (as of Feb 10, 2019)  
**All games**

**#35 Sjolund, Kristian**

Opponent	Date	gs	min	Total		3-Pointers		Free throws		Rebounds				pf	a	t/o	blk	stl	pts	avg	
				fg-fga	pct	3fg-fga	pct	ft-fa	pct	off	def	tot	avg								
LAMAR	11/9/18		4	0-1	.000	0-1	.000	0-0	.000	0	0	0	0.0	2	1	0	0	0	0	0.0	
at Tennessee	11/13/18		1	0-0	.000	0-0	.000	0-0	.000	0	0	0	0.0	3	0	0	0	0	0	0.0	
EAST CAROLINA	11/16/18		11	0-2	.000	0-2	.000	2-2	1.000	0	3	3	1.0	0	0	1	0	0	2	0.7	
UTRGV	11/21/18		5	0-2	.000	0-2	.000	0-0	.000	0	1	1	1.0	2	0	1	0	0	0	0.5	
FLORIDA A&M	12/9/18		9	1-3	.333	1-2	.500	0-0	.000	0	1	1	1.0	2	0	2	0	0	3	1.0	
GEORGIA	12/22/18		6	0-1	.000	0-1	.000	0-0	.000	0	0	0	0.8	0	0	0	0	0	0	0.8	
KENNESAW STATE	12/28/18		6	0-0	.000	0-0	.000	0-0	.000	0	0	0	0.7	1	1	0	0	0	0	0.7	
USC UPSTATE	1/2/19		1	0-0	.000	0-0	.000	0-0	.000	0	0	0	0.6	0	0	0	0	0	0	0.6	
at Clemson	1/16/19		5	0-0	.000	0-0	.000	0-0	.000	0	0	0	0.6	1	0	0	0	0	0	0.6	
LOUISVILLE	1/19/19		6	0-1	.000	0-1	.000	1-2	.500	0	0	0	0.5	2	0	1	0	0	1	0.6	
at Duke	1/26/19		1	1-1	1.000	1-1	1.000	0-0	.000	0	0	0	0.5	0	0	0	0	0	3	0.8	
NORTH CAROLINA	1/29/19		3	0-1	.000	0-1	.000	0-0	.000	0	2	2	0.6	0	0	0	0	0	0	0.8	
CLEMSON	2/6/19		4	0-0	.000	0-0	.000	0-0	.000	0	0	0	0.5	0	0	1	0	0	0	0.7	
at Notre Dame	02/10/19		9	3-5	.600	2-3	.667	0-0	.000	0	0	0	0.5	1	0	1	0	1	8	1.2	
<b>Totals</b>			<b>0</b>	<b>71</b>	<b>5-17</b>	<b>.294</b>	<b>4-14</b>	<b>.286</b>	<b>3-4</b>	<b>.750</b>	<b>0</b>	<b>7</b>	<b>7</b>	<b>0.5</b>	<b>14</b>	<b>2</b>	<b>7</b>	<b>0</b>	<b>1</b>	<b>17</b>	<b>1.2</b>

Games played: 14  
 Minutes/game: 5.1  
 Points/game: 1.2  
 FG Pct: 29.4  
 3FG Pct: 28.6  
 FT Pct: 75.0

Rebounds/game: 0.5  
 Assists/game: 0.1  
 Turnovers/game: 0.5  
 Assist/turnover ratio: 0.3  
 Steals/game: 0.1

**#45 Medlock, Shaheed**

Opponent	Date	gs	min	Total		3-Pointers		Free throws		Rebounds				pf	a	t/o	blk	stl	pts	avg	
				fg-fga	pct	3fg-fga	pct	ft-fa	pct	off	def	tot	avg								
EAST CAROLINA	11/16/18		1	0-0	.000	0-0	.000	0-0	.000	0	0	0	0.0	0	0	0	0	0	0	0.0	
KENNESAW STATE	12/28/18		1	0-0	.000	0-0	.000	0-0	.000	0	0	0	0.0	1	0	0	0	0	0	0.0	
at Florida State	2/2/19		0	0-0	.000	0-0	.000	0-0	.000	0	0	0	0.0	0	0	0	0	0	0	0.0	
<b>Totals</b>			<b>0</b>	<b>2</b>	<b>0-0</b>	<b>.000</b>	<b>0-0</b>	<b>.000</b>	<b>0-0</b>	<b>.000</b>	<b>0</b>	<b>0</b>	<b>0</b>	<b>0.0</b>	<b>1</b>	<b>0</b>	<b>0</b>	<b>0</b>	<b>0</b>	<b>0</b>	<b>0.0</b>

Games played: 3  
 Minutes/game: 0.7

**2018-19 Georgia Tech Basketball**  
 Georgia Tech Individual Game-by-Game (as of Feb 10, 2019)  
**All games**

**#55 Rice, Malachi**

Opponent	Date	gs	min	Total		3-Pointers		Free throws		Rebounds				pf	a	t/o	blk	stl	pts	avg
				fg-fga	pct	3fg-fga	pct	ft-fa	pct	off	def	tot	avg							
EAST CAROLINA	11/16/18		1	0-0	.000	0-0	.000	0-0	.000	0	0	0	0.0	1	0	0	0	0	0	0.0
UTRGV	11/21/18		1	0-1	.000	0-0	.000	0-0	.000	0	0	0	0.0	0	0	0	0	0	0	0.0
<b>Totals</b>		<b>0</b>	<b>2</b>	<b>0-1</b>	<b>.000</b>	<b>0-0</b>	<b>.000</b>	<b>0-0</b>	<b>.000</b>	<b>0</b>	<b>0</b>	<b>0</b>	<b>0.0</b>	<b>1</b>	<b>0</b>	<b>0</b>	<b>0</b>	<b>0</b>	<b>0</b>	<b>0.0</b>

Games played: 2  
 Minutes/game: 1.0  
 FG Pct: 0.0

**#TM TEAM**

Opponent	Date	gs	min	Total		3-Pointers		Free throws		Rebounds				pf	a	t/o	blk	stl	pts	avg
				fg-fga	pct	3fg-fga	pct	ft-fa	pct	off	def	tot	avg							
LAMAR	11/9/18		0	0-0	.000	0-0	.000	0-0	.000	2	2	4	4.0	0	0	0	0	0	0	0.0
at Tennessee	11/13/18		0	0-0	.000	0-0	.000	0-0	.000	4	2	6	5.0	0	0	1	0	0	0	0.0
EAST CAROLINA	11/16/18		0	0-0	.000	0-0	.000	0-0	.000	2	1	3	4.3	0	0	0	0	0	0	0.0
UTRGV	11/21/18		0	0-0	.000	0-0	.000	0-0	.000	0	3	3	4.0	0	0	0	0	0	0	0.0
PRAIRIE VIEW	11/23/18		0	0-0	.000	0-0	.000	0-0	.000	1	0	1	3.4	0	0	0	0	0	0	0.0
at Northwestern	11/28/18		0	0-0	.000	0-0	.000	0-0	.000	1	2	3	3.3	0	0	1	0	0	0	0.0
vs St. John's	12/1/18		0	0-0	.000	0-0	.000	0-0	.000	1	1	2	3.1	0	0	2	0	0	0	0.0
FLORIDA A&M	12/9/18		0	0-0	.000	0-0	.000	0-0	.000	0	4	4	3.3	0	0	0	0	0	0	0.0
GARDNER-WEBB	12/17/18		0	0-0	.000	0-0	.000	0-0	.000	1	1	2	3.1	0	0	1	0	0	0	0.0
at Arkansas	12/19/18		0	0-0	.000	0-0	.000	0-0	.000	3	3	6	3.4	0	0	2	0	0	0	0.0
GEORGIA	12/22/18		0	0-0	.000	0-0	.000	0-0	.000	4	1	5	3.5	0	0	0	0	0	0	0.0
KENNESAW STATE	12/28/18		0	0-0	.000	0-0	.000	0-0	.000	1	1	2	3.4	0	0	0	0	0	0	0.0
USC UPSTATE	1/2/19		0	0-0	.000	0-0	.000	0-0	.000	0	2	2	3.3	0	0	0	0	0	0	0.0
WAKE FOREST	1/5/19		0	0-0	.000	0-0	.000	0-0	.000	1	4	5	3.4	0	0	0	0	0	0	0.0
VIRGINIA TECH	1/9/19		0	0-0	.000	0-0	.000	0-0	.000	1	2	3	3.4	0	0	0	0	0	0	0.0
at Syracuse	1/12/19		0	0-0	.000	0-0	.000	0-0	.000	1	3	4	3.4	0	0	1	0	0	0	0.0
at Clemson	1/16/19		0	0-0	.000	0-0	.000	0-0	.000	3	4	7	3.6	0	0	2	0	0	0	0.0
LOUISVILLE	1/19/19		0	0-0	.000	0-0	.000	0-0	.000	0	4	4	3.7	0	0	0	0	0	0	0.0
NOTRE DAME	1/22/19		0	0-0	.000	0-0	.000	0-0	.000	2	3	5	3.7	0	0	0	0	0	0	0.0
at Duke	1/26/19		0	0-0	.000	0-0	.000	0-0	.000	1	1	2	3.7	0	0	1	0	0	0	0.0
NORTH CAROLINA	1/29/19		0	0-0	.000	0-0	.000	0-0	.000	0	2	2	3.6	0	0	1	0	0	0	0.0
at Florida State	2/2/19		0	0-0	.000	0-0	.000	0-0	.000	5	2	7	3.7	0	0	0	0	0	0	0.0
at Notre Dame	02/10/19		0	0-0	.000	0-0	.000	0-0	.000	2	4	6	3.8	0	0	2	0	0	0	0.0
<b>Totals</b>		<b>0</b>	<b>0</b>	<b>0-0</b>	<b>.000</b>	<b>0-0</b>	<b>.000</b>	<b>0-0</b>	<b>.000</b>	<b>36</b>	<b>52</b>	<b>88</b>	<b>3.8</b>	<b>0</b>	<b>0</b>	<b>14</b>	<b>0</b>	<b>0</b>	<b>0</b>	<b>0.0</b>

Games played: 23

Rebounds/game: 3.8  
 Turnovers/game: 0.6

## Individual Career History

### Alston, Brandon

Season	gp-gs	min/avg	Total		3-Point		F-Throws		Rebounds				Scoring							
			fg-fga	pct	fg-fga	pct	ft-fta	pct	off	def	tot	avg	pf	fo	ast	to	blk	stl	pts	avg
2017-18	32-19	758/23.7	56-150	.373	21-59	.356	41-58	.707	18	39	57	1.8	48	1	50	36	1	11	174	5.4
2018-19	19-4	390/20.5	56-117	.479	19-50	.380	41-49	.837	4	32	36	1.9	34	0	22	29	2	7	172	9.1
TOTAL	51-23	1148/22.5	112-267	.419	40-109	.367	82-107	.766	22	71	93	1.8	82	1	72	65	3	18	346	6.8

### Alvarado, Jose

Season	gp-gs	min/avg	Total		3-Point		F-Throws		Rebounds				Scoring							
			fg-fga	pct	fg-fga	pct	ft-fta	pct	off	def	tot	avg	pf	fo	ast	to	blk	stl	pts	avg
2017-18	25-25	874/35.0	99-221	.448	40-108	.370	65-81	.802	15	78	93	3.7	60	1	77	59	2	43	303	12.1
2018-19	23-22	753/32.7	92-244	.377	31-112	.277	54-71	.761	13	74	87	3.8	55	2	75	55	2	43	269	11.7
TOTAL	48-47	1627/33.9	191-465	.411	71-220	.323	119-152	.783	28	152	180	3.8	115	3	152	114	4	86	572	11.9

### Cole, Evan

Season	gp-gs	min/avg	Total		3-Point		F-Throws		Rebounds				Scoring							
			fg-fga	pct	fg-fga	pct	ft-fta	pct	off	def	tot	avg	pf	fo	ast	to	blk	stl	pts	avg
2017-18	24-7	332/13.8	29-63	.460	6-22	.273	13-26	.500	18	44	62	2.6	44	3	11	15	8	7	77	3.2
2018-19	16-3	211/13.2	26-55	.473	4-20	.200	17-24	.708	8	34	42	2.6	27	0	9	20	6	8	73	4.6
TOTAL	40-10	543/13.6	55-118	.466	10-42	.238	30-50	.600	26	78	104	2.6	71	3	20	35	14	15	150	3.8

### Gueye, Abdoulaye

Season	gp-gs	min/avg	Total		3-Point		F-Throws		Rebounds				Scoring							
			fg-fga	pct	fg-fga	pct	ft-fta	pct	off	def	tot	avg	pf	fo	ast	to	blk	stl	pts	avg
2014-15	8-0	34/4.3	2-5	.400	0-1	.000	0-2	.000	2	4	6	0.8	3	0	0	5	2	3	4	0.5
2016-17	20-3	202/10.1	11-28	.393	0-3	.000	1-6	.167	18	31	49	2.5	33	0	9	24	12	3	23	1.2
2017-18	31-23	672/21.7	71-152	.467	2-11	.182	38-63	.603	54	83	137	4.4	88	4	33	44	33	20	182	5.9
2018-19	22-13	424/19.3	68-132	.515	1-6	.167	26-42	.619	30	61	91	4.1	53	2	20	34	25	16	163	7.4
TOTAL	81-39	1332/16.4	152-317	.479	3-21	.143	65-113	.575	104	179	283	3.5	177	6	62	107	72	42	372	4.6

### Haywood II, Curtis

Season	gp-gs	min/avg	Total		3-Point		F-Throws		Rebounds				Scoring							
			fg-fga	pct	fg-fga	pct	ft-fta	pct	off	def	tot	avg	pf	fo	ast	to	blk	stl	pts	avg
2017-18	15-7	364/24.3	24-62	.387	17-46	.370	15-18	.833	8	35	43	2.9	32	0	35	17	5	13	80	5.3
2018-19	23-17	534/23.2	51-140	.364	28-101	.277	19-25	.760	7	57	64	2.8	30	1	51	31	3	30	149	6.5
TOTAL	38-24	898/23.6	75-202	.371	45-147	.306	34-43	.791	15	92	107	2.8	62	1	86	48	8	43	229	6.0

### Ogbonda, Sylvester

Season	gp-gs	min/avg	Total		3-Point		F-Throws		Rebounds				Scoring							
			fg-fga	pct	fg-fga	pct	ft-fta	pct	off	def	tot	avg	pf	fo	ast	to	blk	stl	pts	avg
2016-17	23-0	120/5.2	13-27	.481	0-0	.000	10-16	.625	7	17	24	1.0	28	1	4	9	6	3	36	1.6
2017-18	9-0	21/2.3	3-5	.600	0-0	.000	1-3	.333	3	4	7	0.8	5	0	0	5	3	0	7	0.8
2018-19	10-0	67/6.7	6-18	.333	0-0	.000	6-10	.600	7	10	17	1.7	13	1	4	6	3	2	18	1.8
TOTAL	42-0	208/5.0	22-50	.440	0-0	.000	17-29	.586	17	31	48	1.1	46	2	8	20	12	5	61	1.5

### Wright, Moses

Season	gp-gs	min/avg	Total		3-Point		F-Throws		Rebounds				Scoring							
			fg-fga	pct	fg-fga	pct	ft-fta	pct	off	def	tot	avg	pf	fo	ast	to	blk	stl	pts	avg
2017-18	25-10	414/16.6	35-114	.307	2-31	.065	19-35	.543	25	60	85	3.4	42	2	17	29	13	16	91	3.6
2018-19	22-14	348/15.8	45-105	.429	2-16	.125	15-32	.469	9	62	71	3.2	27	0	16	20	9	9	107	4.9
TOTAL	47-24	762/16.2	80-219	.365	4-47	.085	34-67	.507	34	122	156	3.3	69	2	33	49	22	25	198	4.2

**Official Basketball Box Score -- Game Totals -- Final Statistics**  
**Lamar vs Georgia Tech**  
**11/9/18 7:30 pm at McCamish Pavilion, Atlanta, Ga.**

Lamar 69 • 1-1

##	Player	Total			3-Ptr			Rebounds			PF	TP	A	TO	Blk	Stl	Min
		FG-FGA	FG-FGA	FT-FTA	FG-FGA	FG-FGA	FT-FTA	Off	Def	Tot							
11	Josh Nzeakor	r	2-8	0-0	8-11	3	3	6	3	12	0	1	0	0	0	26	
01	Michael Kolawole	g	3-9	0-3	1-3	0	5	5	1	7	1	3	0	0	3	25	
12	V.J. Holmes	g	2-6	0-1	2-5	0	5	5	1	6	5	2	0	0	34		
15	Tyrin Atwood	g	5-11	1-1	6-8	4	2	6	2	17	1	3	0	3	35		
24	Laquarious Paige	g	0-1	0-1	0-0	0	1	1	3	0	0	3	0	1	12		
02	Grehlon Easter	g	4-6	2-3	0-2	2	0	2	4	10	1	0	0	1	18		
03	Nick Garth	g	6-16	2-7	1-4	0	1	1	3	15	5	4	0	3	32		
05	Avery Sullivan	g	0-0	0-0	0-0	0	1	1	1	0	0	0	0	0	4		
14	Edwin Jeudy	g	1-1	0-0	0-0	0	3	3	0	2	0	0	0	0	5		
22	Christian Barrett	g	0-0	0-0	0-0	0	0	0	0	0	0	2	0	0	1		
23	Jordan Foster	g	0-2	0-0	0-0	1	0	1	2	0	0	1	0	0	8		
Team						6	1	7									
Totals			23-60	5-16	18-33	16	22	38	20	69	13	19	0	11	200		

FG % 1st Half: 9-26 34.6% 2nd half: 14-34 41.2% Game: 23-60 38.3%  
 3FG % 1st Half: 4-10 40.0% 2nd half: 1-6 16.7% Game: 5-16 31.3%  
 FT % 1st Half: 0-5 0.0% 2nd half: 18-28 64.3% Game: 18-33 54.5%

Deadball Rebounds 9.1

Georgia Tech 88 • 1-0

##	Player	Total			3-Ptr			Rebounds			PF	TP	A	TO	Blk	Stl	Min
		FG-FGA	FG-FGA	FT-FTA	FG-FGA	FG-FGA	FT-FTA	Off	Def	Tot							
03	Cole, Evan	r	1-4	0-1	3-4	0	2	2	1	5	1	1	0	2	16		
34	Gueye, Abdoulaye	r	2-4	0-0	1-2	1	6	7	5	5	1	1	5	0	12		
02	Phillips, Shembari	g	4-7	1-3	1-1	0	4	4	2	10	4	3	0	3	25		
10	Alvarado, Jose	g	6-12	2-7	0-0	1	2	3	3	14	5	3	0	2	34		
13	Haywood II, Curtis	g	4-9	3-7	2-2	0	0	0	1	13	4	0	0	1	26		
00	Devoe, Michael	g	3-5	2-4	1-2	0	1	1	3	9	2	2	1	1	17		
04	Alston, Brandon	g	6-10	4-5	1-4	0	0	0	0	17	2	1	0	0	19		
05	Wright, Moses	g	4-6	0-2	0-1	0	4	4	1	8	1	1	1	0	17		
12	Moore, Khalid	g	0-0	0-0	0-0	0	1	1	1	0	1	0	0	0	7		
24	Ogbonda, Sylvester	g	2-5	0-0	3-5	5	4	9	5	7	4	3	1	1	23		
35	Sjolund, Kristian	g	0-1	0-1	0-0	0	0	0	2	0	1	0	0	0	4		
Team						2	2	4									
Totals			32-63	12-30	12-21	9	26	35	24	88	26	15	8	10	200		

FG % 1st Half: 14-35 40.0% 2nd half: 18-28 64.3% Game: 32-63 50.8%  
 3FG % 1st Half: 7-19 36.8% 2nd half: 5-11 45.5% Game: 12-30 40.0%  
 FT % 1st Half: 9-16 56.3% 2nd half: 3-5 60.0% Game: 12-21 57.1%

Deadball Rebounds 8.1

Officials: Ted Valentine, Jamie Luckie, Tony Henderson  
 Technical fouls: Lamar-None. Georgia Tech-None.  
 Attendance: 4691

Score by periods	1st	2nd	Total
Lamar	22	47	69
Georgia Tech	44	44	88

	In	Off	2nd	Fast	Bench
Lamar	30	19	15	21	27
Georgia Tech	38	22	11	16	41

Last FG - LU 2nd-01:16. GT 2nd-00:16.  
 Largest lead - LU None. GT by 28 2nd-15:05.  
 LU led for 00:00. GT led for 37:39. Game was tied for 02:21.

Score tied - 0 times.  
 Lead changed - 0 times.

**Official Basketball Box Score -- Game Totals -- Final Statistics**  
**Georgia Tech vs Tennessee**  
**11/13/18 9:11 p.m. at Knoxville, Tenn. (Thompson-Boling Arena)**

Georgia Tech 53 • 1-1

##	Player	Total			3-Ptr			Rebounds			PF	TP	A	TO	Blk	Stl	Min
		FG-FGA	FG-FGA	FT-FTA	FG-FGA	FG-FGA	FT-FTA	Off	Def	Tot							
03	Cole, Evan	r	0-2	0-1	0-0	0	3	3	2	0	0	0	0	0	0	12	
34	Gueye, Abdoulaye	r	3-8	0-0	1-2	1	3	4	2	7	0	0	1	1	18		
02	Phillips, Shembari	g	1-4	0-2	0-1	0	1	1	3	2	1	0	0	0	20		
10	Alvarado, Jose	g	3-11	2-6	0-0	0	1	1	5	8	1	1	0	0	32		
13	Haywood II, Curtis	g	1-5	0-4	0-0	0	3	3	1	2	0	1	0	0	15		
00	Devoe, Michael	g	0-6	0-2	0-0	0	2	2	1	0	0	6	0	0	21		
01	Banks III, James	g	1-2	0-0	3-4	2	5	7	5	5	0	1	1	0	16		
04	Alston, Brandon	g	4-8	0-1	8-8	1	3	4	2	16	1	1	0	2	24		
05	Wright, Moses	g	2-6	1-2	2-2	2	1	3	2	7	1	2	0	3	23		
12	Moore, Khalid	g	1-5	0-1	2-2	0	1	1	1	4	1	0	0	0	10		
24	Ogbonda, Sylvester	g	0-1	0-0	2-2	1	1	2	3	2	0	1	0	0	8		
35	Sjolund, Kristian	g	0-0	0-0	0-0	0	0	0	3	0	0	0	0	0	1		
Team						4	2	6									
Totals			16-58	3-19	18-21	11	26	37	30	53	5	14	2	6	200		

FG % 1st Half: 9-31 29.0% 2nd half: 7-27 25.9% Game: 16-58 27.6%  
 3FG % 1st Half: 2-13 15.4% 2nd half: 1-6 16.7% Game: 3-19 15.8%  
 FT % 1st Half: 5-6 83.3% 2nd half: 13-15 86.7% Game: 18-21 85.7%

Deadball Rebounds 1

Tennessee 66 • 3-0

##	Player	Total			3-Ptr			Rebounds			PF	TP	A	TO	Blk	Stl	Min
		FG-FGA	FG-FGA	FT-FTA	FG-FGA	FG-FGA	FT-FTA	Off	Def	Tot							
02	Williams, Grant	r	6-10	0-1	10-16	3	5	8	4	22	3	4	0	0	31		
11	Alexander, Kyle	r	3-4	1-1	5-6	4	5	9	4	12	1	0	1	0	32		
00	Bone, Jordan	g	5-11	0-2	5-8	0	1	1	0	15	1	3	0	2	34		
05	Schofield, Admiral	g	3-13	1-4	1-4	1	6	7	3	8	4	3	1	0	36		
23	Bowden, Jordan	g	1-6	1-2	2-2	1	10	11	3	5	2	1	0	1	37		
09	Fulkerson, John	g	0-2	0-0	1-2	2	4	6	1	1	1	0	2	2	16		
13	Johnson, Jalen	g	1-1	1-1	0-0	0	1	1	1	3	0	1	0	0	4		
35	Pons, Yves	g	0-1	0-1	0-0	0	0	0	3	0	0	0	0	1	10		
Team						0	1	1									
Totals			19-48	4-12	24-38	11	33	44	19	66	12	13	4	6	200		

FG % 1st Half: 9-21 42.9% 2nd half: 10-27 37.0% Game: 19-48 39.6%  
 3FG % 1st Half: 3-6 50.0% 2nd half: 1-6 16.7% Game: 4-12 33.3%  
 FT % 1st Half: 12-18 66.7% 2nd half: 12-20 60.0% Game: 24-38 63.2%

Deadball Rebounds 6

Officials: Doug Shows, Joe Lindsay, Lee Cassell  
 Technical fouls: Georgia Tech-None. Tennessee-None.  
 Attendance: 16219

Score by periods	1st	2nd	Total
Georgia Tech	25	28	53
Tennessee	33	33	66

	In	Off	2nd	Fast	Bench
Georgia Tech	20	12	11	0	34
Tennessee	22	6	10	4	4

Last FG - GT 2nd-00:35. UT 2nd-01:21.  
 Largest lead - GT by 2 1st-19:13. UT by 15 2nd-08:11.  
 GT led for 00:56. UT led for 37:20. Game was tied for 01:44.

Score tied - 1 time.  
 Lead changed - 1 time.

**Official Basketball Box Score -- Game Totals -- Final Statistics**  
**East Carolina vs Georgia Tech**  
**11/16/18 7:30 pm at McCamish Pavilion, Atlanta, Ga.**

East Carolina 54 • 2-1

##	Player	Total			3-Ptr			Rebounds			PF	TP	A	TO	Blk	Stl	Min
		FG-FGA	FG-FGA	FT-FTA	FG-FGA	FG-FGA	FT-FTA	Off	Def	Tot							
01	Gardner, Jayden	r	5-10	0-1	3-4	2	1	3	2	13	0	4	0	0	31		
03	Leday, Seth	r	4-9	0-0	1-6	4	5	9	1	9	0	4	2	0	23		
02	Davis, K.J.	g	1-12	0-5	0-0	2	5	7	2	2	0	1	1	2	23		
05	Foster, Tyler	g	1-4	0-0	0-0	1	0	1	5	2	0	1	0	0	10		
10	Hardy, Tae	g	2-6	0-2	0-1	1	2	3	4	4	1	1	0	3	24		
00	Fleming, Isaac	g	4-5	0-1	0-0	0	3	3	3	8	0	1	0	2	20		
22	Wade, Deshaun	g	3-9	2-8	4-5	1	3	4	1	12	3	4	1	1	34		
23	Quinton, Rico	g	0-1	0-0	0-0	0	0	0	0	2	0	1	0	0	4		
24	Whitley, John	g	0-0	0-0	0-0	0	0	0	0	0	0	0	0	0	2		
32	Spasojevic, Dimitri	g	1-3	0-0	2-3	1	3	4	2	4	2	3	0	0	23		
41	Hill, Addison	g	0-0	0-0	0-0	0	1	1	0	4	1	1	0	0	6		
Team						1	1	2									
Totals			21-59	2-17	10-19	13	24	37	22	54	7	21	4	8	200		

FG % 1st Half: 10-29 34.5% 2nd half: 11-30 36.7% Game: 21-59 35.6%  
 3FG % 1st Half: 1-10 10.0% 2nd half: 1-7 14.3% Game: 2-17 11.8%  
 FT % 1st Half: 3-8 37.5% 2nd half: 7-11 63.6% Game: 10-19 52.6%

Deadball Rebounds 4.1



**Official Basketball Box Score -- Game Totals -- Final Statistics**  
**Prairie View vs Georgia Tech**  
**11/23/18 4 p.m. at McCamish Pavilion, Atlanta, Ga.**

**Prairie View 54 • 1-6**

##	Player	Total			3-Ptr			Rebounds			PF	TP	A	TO	Blk	Stl	Min
		FG-FGA	FG-FGA	FT-FTA	FG-FGA	FG-FGA	FT-FTA	Off	Def	Tot							
13	Ellis, Jwin	r	0-0	0-0	0-0	1	0	1	3	0	0	0	0	0	0	12	
23	Patterson, Devonte	r	6-13	2-5	2-3	0	2	2	4	16	0	3	0	2	3	34	
01	Johnson, Taishawn	g	1-5	0-1	4-5	0	4	4	1	6	2	2	0	1	3	34	
03	Blackston, Gary	g	6-15	0-3	7-8	2	7	9	4	19	2	2	0	1	3	34	
15	Andrus, Gerard	g	2-5	0-0	0-0	1	3	4	1	4	4	2	0	0	3	30	
00	Ellis, Chancellor	g	3-8	3-7	0-0	0	0	0	3	9	0	1	0	0	2	21	
02	Williams, Darius	g	0-2	0-2	0-0	0	1	1	1	0	0	1	0	0	1	15	
10	Singleton, Tyler	g	0-0	0-0	0-0	0	1	1	0	0	0	1	0	0	0	6	
14	Sneed, Leon	g	0-0	0-0	0-0	0	1	1	1	0	0	1	0	1	1	11	
21	Williams, Faitte	g	0-0	0-0	0-0	0	1	1	1	0	0	1	0	0	0	3	
Team						2	3	5									
Totals			18-48	5-18	13-16	6	23	29	19	54	8	15	0	5	20	0	

FG % 1st Half: 10-24 41.7% 2nd half: 8-24 33.3% Game: 18-48 37.5% Deadball Rebounds 1.1  
 3FG % 1st Half: 2-7 28.6% 2nd half: 3-11 27.3% Game: 5-18 27.8%  
 FT % 1st Half: 5-6 83.3% 2nd half: 8-10 80.0% Game: 13-16 81.3%

**Georgia Tech 65 • 4-1**

##	Player	Total			3-Ptr			Rebounds			PF	TP	A	TO	Blk	Stl	Min
		FG-FGA	FG-FGA	FT-FTA	FG-FGA	FG-FGA	FT-FTA	Off	Def	Tot							
05	Wright, Moses	r	2-4	0-1	0-1	0	2	2	0	4	0	0	0	0	0	11	
34	Gueye, Abdoulaye	r	1-4	0-0	4-4	1	4	5	3	6	2	3	0	0	2	24	
02	Phillips, Shembari	g	2-5	0-1	1-1	0	1	1	3	5	0	1	0	0	12		
10	Alvarado, Jose	g	6-11	1-5	2-3	1	2	3	2	15	6	1	0	4	36		
13	Haywood II, Curtis	g	4-8	1-5	1-2	0	4	4	1	10	3	1	0	0	25		
00	Devoe, Michael	g	3-7	0-2	0-0	0	4	4	4	6	3	3	1	0	34		
01	Banks III, James	g	2-4	0-0	1-4	3	6	9	3	5	0	2	3	0	30		
04	Alston, Brandon	g	4-8	2-3	4-5	0	2	2	1	14	0	0	0	0	28		
Team						1	0	1									
Totals			24-51	4-17	13-20	6	25	31	17	65	14	11	4	4	20	0	

FG % 1st Half: 10-26 38.5% 2nd half: 14-25 56.0% Game: 24-51 47.1% Deadball Rebounds 4.1  
 3FG % 1st Half: 0-8 0.0% 2nd half: 4-9 44.4% Game: 4-17 23.5%  
 FT % 1st Half: 6-10 60.0% 2nd half: 7-10 70.0% Game: 13-20 65.0%

Officials: Jamie Luckie, Tony Henderson, Tommy Morrissey  
 Technical fouls: Prairie View-None. Georgia Tech-None.  
 Attendance: 4306

Score by periods	1st	2nd	Total
Prairie View	27	27	54
Georgia Tech	26	39	65

Last FG - PVAMU 2nd-05:33, GT 2nd-01:21.  
 Largest lead - PVAMU by 10 1st-04:11, GT by 11 2nd-01:21.  
 PVAMU led for 26:54. GT led for 10:57. Game was tied for 02:09.

Points In Off 2nd Fast  
 PVAMU 22 10 5 6  
 GT 36 20 2 15  
 Bench 9 9 25

Score tied - 2 times.  
 Lead changed - 1 time.

**Official Basketball Box Score -- Game Totals -- Final Statistics**  
**Georgia Tech vs Northwestern**  
**11/28/18 8:15 p.m. at Welsh-Ryan Arena, Evanston, Ill.**

**Georgia Tech 61 • 4-2**

##	Player	Total			3-Ptr			Rebounds			PF	TP	A	TO	Blk	Stl	Min
		FG-FGA	FG-FGA	FT-FTA	FG-FGA	FG-FGA	FT-FTA	Off	Def	Tot							
05	Wright, Moses	r	0-4	0-0	1-2	0	1	1	1	1	0	0	0	0	1	16	
34	Gueye, Abdoulaye	r	3-5	0-0	0-2	2	1	3	2	6	0	2	0	0	0	15	
02	Phillips, Shembari	g	0-2	0-0	0-0	0	2	2	0	2	0	1	0	0	0	21	
10	Alvarado, Jose	g	7-15	2-5	8-9	2	2	3	3	24	0	4	1	2	34		
13	Haywood II, Curtis	g	1-4	1-3	0-0	0	0	0	2	3	0	3	0	0	16		
00	Devoe, Michael	g	1-5	0-1	5-6	0	4	4	1	7	2	1	2	3	30		
01	Banks III, James	g	6-8	0-0	0-0	4	8	12	5	12	0	1	3	0	27		
04	Alston, Brandon	g	2-8	1-3	1-3	0	2	2	2	6	2	2	0	1	26		
12	Moore, Khalid	g	0-2	0-0	2-2	1	2	3	3	2	0	0	0	2	15		
Team						1	2	3									
Totals			20-53	4-12	17-24	10	23	33	21	61	8	14	6	9	20	0	

FG % 1st Half: 6-24 25.0% 2nd half: 14-29 48.3% Game: 20-53 37.7% Deadball Rebounds 7.1  
 3FG % 1st Half: 1-3 33.3% 2nd half: 3-9 33.3% Game: 4-12 33.3%  
 FT % 1st Half: 7-13 53.8% 2nd half: 10-11 90.9% Game: 17-24 70.8%

**Northwestern 67 • 6-1**

##	Player	Total			3-Ptr			Rebounds			PF	TP	A	TO	Blk	Stl	Min
		FG-FGA	FG-FGA	FT-FTA	FG-FGA	FG-FGA	FT-FTA	Off	Def	Tot							
04	Law, Vic	r	6-12	1-3	1-2	2	7	9	4	14	4	3	1	2	35		
10	Kopp, Miller	r	2-3	1-2	0-0	1	1	2	2	5	1	0	0	3	12		
21	Turner, A.J.	r	1-6	0-2	2-4	1	0	1	3	4	3	3	1	1	26		
05	Pardon, Dererk	c	4-10	0-1	4-6	5	5	10	4	12	2	3	0	0	30		
14	Taylor, Ryan	g	7-15	4-9	2-2	0	2	2	3	20	1	3	0	1	37		
11	Gaines, Anthony	g	2-4	1-1	3-3	1	1	2	3	8	3	1	1	1	31		
22	Nance, Pete	g	0-1	0-1	0-0	0	1	1	1	0	0	0	1	0	10		
23	Ash, Jordan	g	0-2	0-1	0-0	0	0	0	0	0	2	1	0	0	9		
25	Benson, Barret	g	1-1	0-0	2-4	0	4	4	1	4	0	1	0	1	10		
Team						1	2	3									
Totals			23-54	7-20	14-21	11	23	34	21	67	16	15	4	9	20	0	

FG % 1st Half: 13-27 48.1% 2nd half: 10-27 37.0% Game: 23-54 42.6% Deadball Rebounds 3  
 3FG % 1st Half: 5-11 45.5% 2nd half: 2-9 22.2% Game: 7-20 35.0%  
 FT % 1st Half: 9-12 75.0% 2nd half: 5-9 55.6% Game: 14-21 66.7%

Officials: Paul Szelc, Larry Sciroto, Lewis Garrison  
 Technical fouls: Georgia Tech-None. Northwestern-None.  
 Attendance: 6378

Score by periods	1st	2nd	Total
Georgia Tech	20	41	61
Northwestern	40	27	67

Last FG - GT 2nd-00:02, NU 2nd-00:45.  
 Largest lead - GT None, NU by 28 2nd-16:12.  
 GT led for 00:00. NU led for 38:29. Game was tied for 01:31.

Points In Off 2nd Fast  
 GT 32 13 12 9  
 NU 26 17 14 13  
 Bench 27 27 12

Score tied - 1 time.  
 Lead changed - 0 times.

**Official Basketball Box Score -- Game Totals -- Final Statistics**  
**St. John's vs Georgia Tech**  
**12/1/18 12 p.m. at AmericanAirlines Arena, Miami, Fla.**

**St. John's 76 • 7-0**

##	Player	Total			3-Ptr			Rebounds			PF	TP	A	TO	Blk	Stl	Min
		FG-FGA	FG-FGA	FT-FTA	FG-FGA	FG-FGA	FT-FTA	Off	Def	Tot							
13	CLARK II, Marvin	r	0-2	0-1	3-4	1	5	6	5	3	1	0	0	1	24		
02	PONDS, Shamorie	g	10-18	4-7	13-15	0	5	5	3	37	1	2	0	3	37		
05	SIMON, Justin	g	3-8	0-0	7-9	3	4	7	1	13	1	0	0	1	36		
14	HERON, Mustapha	g	3-10	1-1	1-2	3	3	6	2	8	3	2	0	0	38		
30	FIGUEROA, LJ	g	5-15	0-6	3-5	2	3	2	3	13	1	0	0	1	34		
03	DIXON, Mikey	g	1-3	0-2	0-0	0	1	1	4	2	1	0	0	0	23		
12	TRIMBLE JR, Bryan	g	0-2	0-2	0-0	0	1	1	4	0	0	1	0	0	8		
Team						1	1	2									
Totals			22-58	5-19	27-35	10	20	30	22	76	8	5	0	6	20	0	

FG % 1st Half: 9-30 30.0% 2nd half: 13-28 46.4% Game: 22-58 37.9% Deadball Rebounds 5.1  
 3FG % 1st Half: 3-10 30.0% 2nd half: 2-9 22.2% Game: 5-19 26.3%  
 FT % 1st Half: 8-9 88.9% 2nd half: 19-26 73.1% Game: 27-35 77.1%

**Georgia Tech 73 • 4-3**

##	Player	Total			3-Ptr			Rebounds			PF	TP	A	TO	Blk	Stl	Min
		FG-FGA	FG-FGA	FT-FTA	FG-FGA	FG-FGA	FT-FTA	Off	Def	Tot							
01	Banks III, James	r	5-5	0-0	4-6	4	8	12	2	14	1	3	1	0	33		
05	Wright, Moses	r	5-8	0-2	2-2	1	2	3	2	12	0	1	0	1	25		
04	Alston, Brandon	g	4-8	3-4	3-3	1	3	4	4	14	2	4	1	1	27		
10	Alvarado, Jose	g	5-15	0-6	7-8	0	3	3	4	17	4	2	0	1	38		
13	Haywood II, Curtis	g	2-7	0-4	1-1	0	1	1	3	5	1	1	0	0	21		
00	Devoe, Michael	g	2-6	1-4	0-0	0	2	2	5	5	1	1	1	0	26		
02	Phillips, Shembari	g	0-1	0-1	0-0	0	4	4	0	0	0	1	1	0	8		
12	Moore, Khalid	g	1-2	0-0	4-4	0	1	1	4	6	2	0	0	1	15		
34	Gueye, Abdoulaye	g	0-1	0-0	0-0	1	2	3	1	0	1	1	1	0	7		
Team						1	1	2					</				

**Official Basketball Box Score -- Game Totals -- Final Statistics**  
**Gardner-Webb vs Georgia Tech**  
**12/17/18 7:30 p.m. at McCamish Pavilion, Atlanta, Ga.**

**Gardner-Webb 79 • 8-5**

##	Player	Total			3-Ptr			Rebounds			PF	TP	A	TO	Blk	Stl	Min
		FG-FGA	FG-FGA	FT-FTA	Off	Def	Tot	Off	Def	Tot							
25	Chris Laster	r	12-20	0-3	1-2	5	4	9	1	25	1	0	1	1	31		
04	Douglas Turner	g	2-2	0-0	0-0	0	5	5	0	4	1	1	0	3	22		
05	Jose Perez	g	3-8	1-2	5-7	0	4	4	0	12	8	3	0	0	30		
10	Nate Johnson	g	2-3	2-3	0-0	0	3	3	1	6	2	0	0	2	33		
11	David Efanayi	g	3-11	2-4	4-5	0	2	2	2	12	5	0	0	0	35		
01	Jaheam Cornwall	g	4-5	1-1	1-1	0	1	1	2	10	1	3	0	0	19		
02	Eric Jamison	g	3-5	0-0	0-0	0	1	1	2	6	0	1	0	0	16		
03	Justin Jenkins	g	0-1	0-1	0-0	0	2	2	0	0	0	0	0	0	5		
24	Ludovic Dufael	g	2-4	0-1	0-0	1	1	2	2	4	1	0	0	1	9		
Team						1	3	4			1						
Totals			31-59	6-15	11-15	7	26	33	10	79	19	9	1	7	200		

FG % 1st Half: 18-30 60.0% 2nd half: 13-29 44.8% Game: 31-59 52.5% Deadball Rebounds 1  
 3FG % 1st Half: 3-8 37.5% 2nd half: 3-7 42.9% Game: 6-15 40.0%  
 FT % 1st Half: 6-7 85.7% 2nd half: 5-8 62.5% Game: 11-15 73.3%

**Georgia Tech 69 • 5-4**

##	Player	Total			3-Ptr			Rebounds			PF	TP	A	TO	Blk	Stl	Min
		FG-FGA	FG-FGA	FT-FTA	Off	Def	Tot	Off	Def	Tot							
05	Wright, Moses	r	2-8	0-1	0-0	1	4	5	1	4	1	0	1	0	18		
01	Banks III, James	c	10-14	0-0	2-5	8	4	12	2	22	0	4	1	2	34		
04	Alston, Brandon	g	2-9	0-3	0-0	0	3	3	4	4	5	2	1	1	36		
10	Alvarado, Jose	g	8-16	2-9	1-1	0	3	3	4	19	1	2	0	1	40		
13	Haywood II, Curtis	g	4-8	4-8	0-0	0	1	1	0	12	1	0	0	0	25		
00	Devoe, Michael	g	0-5	0-2	2-2	0	6	6	2	2	4	2	1	1	27		
02	Phillips, Shembari	g	0-0	0-0	0-0	0	0	0	1	0	0	0	0	0	1		
03	Cole, Evan	g	0-0	0-0	0-0	0	1	1	0	0	0	0	0	0	3		
12	Moore, Khalid	g	2-2	0-0	2-2	0	1	1	0	6	1	1	0	0	11		
34	Gueye, Abdoulaye	g	0-1	0-0	0-0	0	0	0	0	0	0	0	0	0	5		
Team						1	1	2			1						
Totals			28-63	6-23	7-10	10	24	34	15	69	13	12	4	5	200		

FG % 1st Half: 15-28 53.6% 2nd half: 13-35 37.1% Game: 28-63 44.4% Deadball Rebounds 2  
 3FG % 1st Half: 6-12 50.0% 2nd half: 0-11 0.0% Game: 6-23 26.1%  
 FT % 1st Half: 2-2 100.0% 2nd half: 5-8 62.5% Game: 7-10 70.0%

Officials: Mike Eades, Lee Cassell, Tony Henderson  
 Technical fouls: Gardner-Webb-None. Georgia Tech-None.  
 Attendance: 4268

Score by periods	1st	2nd	Total
Gardner-Webb	45	34	79
Georgia Tech	38	31	69

Last FG - GWEBB 2nd-00:00, GT 2nd-00:05.  
 Largest lead - GWEBB by 13 2nd-15:36, GT by 4 1st-05:54.  
 GWEBB led for 33:35. GT led for 03:43. Game was tied for 02:42.

Score tied - 4 times.  
 Lead changed - 7 times.

**Official Basketball Box Score -- Game Totals -- Final Statistics**  
**Georgia Tech vs Arkansas**  
**12/19/18 8:00 pm at Bud Walton Arena, Fayetteville, Ark.**

**Georgia Tech 69 • 6-4**

##	Player	Total			3-Ptr			Rebounds			PF	TP	A	TO	Blk	Stl	Min
		FG-FGA	FG-FGA	FT-FTA	Off	Def	Tot	Off	Def	Tot							
05	Wright, Moses	r	1-6	0-1	2-4	1	3	4	0	4	1	0	1	0	0	17	
12	Moore, Khalid	r	3-7	0-1	4-6	0	3	3	2	10	3	1	0	0	34		
01	Banks III, James	c	5-7	0-0	4-4	8	6	14	3	14	3	4	5	1	34		
00	Devoe, Michael	g	3-10	1-4	4-5	1	2	3	1	11	2	2	0	2	33		
10	Alvarado, Jose	g	9-15	2-5	0-1	0	9	9	1	20	1	4	0	2	40		
04	Alston, Brandon	g	1-2	0-1	0-0	0	0	0	3	2	1	4	0	0	17		
13	Haywood II, Curtis	g	2-6	2-5	0-0	1	1	2	5	6	3	3	0	2	19		
34	Gueye, Abdoulaye	g	1-2	0-0	0-0	1	1	2	1	2	0	0	0	1	6		
Team						3	3	6			2						
Totals			25-55	5-17	14-20	15	28	43	16	69	14	20	6	8	200		

FG % 1st Half: 13-31 41.9% 2nd half: 12-24 50.0% Game: 25-55 45.5% Deadball Rebounds 1  
 3FG % 1st Half: 1-8 12.5% 2nd half: 4-9 44.4% Game: 5-17 29.4%  
 FT % 1st Half: 4-7 57.1% 2nd half: 10-13 76.9% Game: 14-20 70.0%

**Arkansas 65 • 7-3**

##	Player	Total			3-Ptr			Rebounds			PF	TP	A	TO	Blk	Stl	Min
		FG-FGA	FG-FGA	FT-FTA	Off	Def	Tot	Off	Def	Tot							
02	Bailey, Adrio	r	0-4	0-0	0-0	2	0	2	1	0	0	1	0	1	11		
10	Gafford, Daniel	r	6-9	0-0	2-4	3	5	8	5	14	3	3	3	1	32		
01	Joe, Isaiah	g	5-17	3-12	0-0	1	2	3	0	13	3	2	0	0	31		
05	Harris, Jalen	g	3-7	0-3	1-1	0	3	3	4	7	4	2	0	1	31		
13	Jones, Mason	g	5-15	5-13	2-2	3	3	6	1	17	5	2	0	2	35		
00	Sills, Desi	g	2-3	2-2	0-0	1	1	2	1	6	0	3	0	0	11		
11	Embrey-Simpson, K	g	0-2	0-2	0-0	0	0	0	0	0	0	2	0	1	12		
22	Osabuohien, Gabe	g	0-0	0-0	2-2	1	1	2	2	2	0	0	0	0	10		
35	Chaney, Reggie	g	3-6	0-0	0-0	1	3	4	2	6	1	1	3	1	27		
Team						1	0	1			0						
Totals			24-63	10-32	7-9	13	18	31	17	65	16	16	6	7	200		

FG % 1st Half: 11-25 44.0% 2nd half: 13-38 34.2% Game: 24-63 38.1% Deadball Rebounds 0.2  
 3FG % 1st Half: 6-17 35.3% 2nd half: 4-15 26.7% Game: 10-32 31.3%  
 FT % 1st Half: 4-6 66.7% 2nd half: 3-3 100.0% Game: 7-9 77.8%

Officials: Tony Greene, Bart Lenox, Steven Anderson  
 Technical fouls: Georgia Tech-None. Arkansas-None.  
 Attendance: 14368  
 Tickets scanned: 8,132  
 Fouled Out Georgia Tech: #13, Haywood (0:39.9 2H)  
 Fouled Out Arkansas: #10, Gafford (0:36.9 2H)

Score by periods	1st	2nd	Total
Georgia Tech	31	38	69
Arkansas	32	33	65

Last FG - GT 2nd-01:30, ARK 2nd-00:05.  
 Largest lead - GT by 11 1st-14:37, ARK by 5 2nd-13:29.  
 GT led for 23:38. ARK led for 11:45. Game was tied for 04:37.

Score tied - 5 times.  
 Lead changed - 11 times.

**Official Basketball Box Score -- Game Totals -- Final Statistics**  
**Georgia vs Georgia Tech**  
**12/22/18 12 p.m. at McCamish Pavilion, Atlanta, Ga.**

**Georgia 70 • 7-4**

##	Player	Total			3-Ptr			Rebounds			PF	TP	A	TO	Blk	Stl	Min
		FG-FGA	FG-FGA	FT-FTA	Off	Def	Tot	Off	Def	Tot							
20	Hammonds, Rayshaun	r	4-10	1-2	2-2	3	4	7	4	11	2	2	0	1	23		
33	Claxton, Nicolas	r	3-5	1-1	6-8	2	11	13	3	13	6	2	6	2	28		
34	Ogbeide, Derek	r	4-8	0-0	0-0	3	6	9	2	8	2	3	0	0	32		
00	Jackson II, William	g	0-4	0-3	0-0	0	0	0	2	0	0	0	1	0	17		
01	Hightower, Teshawn	g	5-10	1-4	1-2	0	4	4	1	12	3	1	0	3	30		
02	Harris, Jordan	g	2-4	0-0	2-2	0	4	4	1	6	1	1	0	0	17		
04	Crump, Tyree	g	3-8	2-7	2-2	0	1	1	1	10	1	1	0	0	17		
05	Topplin, Jojo	g	0-0	0-0	0-0	0	0	0	1	0	0	1	0	0	2		
11	Harrison, Christian	g	0-0	0-0	0-0	0	0	0	0	1	0	0	1	0	6		
13	Wilridge, E'Torrian	g	2-4	0-1	2-2	0	0	0	2	6	0	3	3	0	20		
14	Fagan, Tye	g	0-0	0-0	0-0	0	0	0	1	0	0	1	0	0	3		
25	Ngumezi, Amanze	g	2-2	0-0	0-0	0	0	0	2	4	0	0	0	0	5		
Team						2	1	3			1						
Totals			25-55	5-18	15-18	10	31	41	20	70	16	16	7	10	200		

FG % 1st Half: 13-31 41.9% 2nd half: 12-24 50.0% Game: 25-55 45.5% Deadball Rebounds 2.1  
 3FG % 1st Half: 1-8 12.5% 2nd half: 4-10 40.0% Game: 5-18 27.8%  
 FT % 1st Half: 2-2 100.0% 2nd half: 13-16 81.3% Game: 15-18 83.3%

**Georgia Tech 59 • 6-5**

##	Player	Total			3-Ptr			Rebounds			PF	TP	A	TO	Blk	Stl	Min
		FG-FGA	FG-FGA	FT-FTA	Off	Def	Tot	Off	Def	Tot							
05	Wright, Moses	r	3-6	0-0	1-1	0	4	4	2	7	1	1	0	0	23		
12	Moore, Khalid	r	1-7	0-2	0-0	1	0	1	2	2	1	2	1	0	17		
01	Banks III, James	c	3-8	0-0	5-6	4	4	8	4	11	1	2	2	0	36		
00	Devoe, Michael	g	6-10	0-0	2-5	1	4	5	2	14	0	3	0	0	39		
10	Alvarado, Jose	g	3-20	0-6	5-7	2	6	8	3	11	5	4	0	4	40		
04	Alston, Brandon	g	2-4	1-2	1-1	0	1	1	3	6	0	1	0	0	14		
13	Haywood II, Curtis	g	2-6	2-5	0-0	0	0	0									

**Official Basketball Box Score -- Game Totals -- Final Statistics**  
**USC Upstate vs Georgia Tech**  
 1/2/19 7:30 p.m. at McCamish Pavilion, Atlanta, Ga.

**USC Upstate 63 • 5-10**

##	Player	Total			3-Ptr			Rebounds			PF	TP	A	TO	Blk	Stl	Min
		FG-FGA	FG-FGA	FT-FTA	Off	Def	Tot	Off	Def	Tot							
00	Moore, Malik	r	5-15	1-6	7-12	2	3	5	3	18	2	0	0	3	29		
35	Zink, Nevin	c	2-3	0-0	2-4	2	4	6	5	6	0	1	1	1	12		
01	White, Dalvin	g	0-9	0-6	0-0	0	3	3	0	0	5	1	0	0	28		
11	Holmes, Deion	g	4-11	2-7	2-4	2	4	6	3	12	0	0	0	0	28		
34	Aldrich, Josh	g	0-2	0-1	3-4	1	3	4	2	3	0	1	0	0	21		
02	Hammond, Everette		3-5	0-1	0-0	1	1	2	0	6	0	1	0	0	7		
03	Span, Jure		0-1	0-0	0-0	0	0	0	1	0	1	1	0	0	12		
04	Martin, Brandon		1-4	0-0	0-0	0	0	0	0	2	0	2	0	2	13		
05	Mozone, Bryson		1-6	1-4	0-0	3	3	6	3	3	1	1	0	2	17		
10	Ryan, Ross		1-3	0-0	2-2	0	1	1	1	4	3	1	0	2	16		
15	Welch, Pat		3-6	3-6	0-0	0	0	0	2	9	0	0	0	0	17		
Team						3	1	4			1						
Totals			20-65	7-31	16-26	14	23	37	20	63	12	10	1	10	200		

FG % 1st Half: 10-31 32.3% 2nd half: 10-34 29.4% Game: 20-65 30.8%  
 3FG % 1st Half: 2-16 12.5% 2nd half: 5-15 33.3% Game: 7-31 22.6%  
 FT % 1st Half: 3-8 37.5% 2nd half: 13-18 72.2% Game: 16-26 61.5%

**Georgia Tech 79 • 8-5**

##	Player	Total			3-Ptr			Rebounds			PF	TP	A	TO	Blk	Stl	Min
		FG-FGA	FG-FGA	FT-FTA	Off	Def	Tot	Off	Def	Tot							
05	Wright, Moses	r	0-4	0-1	0-2	0	2	2	1	0	0	0	1	0	12		
12	Moore, Khalid	r	3-5	0-0	2-2	0	0	0	1	8	1	1	0	1	20		
01	Banks III, James	c	1-2	0-0	2-4	1	4	5	2	4	3	3	3	0	23		
00	Devoe, Michael	g	5-8	0-1	4-4	0	3	3	0	14	2	2	1	0	34		
10	Alvarado, Jose	g	3-6	0-2	2-3	0	5	5	0	8	4	2	0	0	26		
02	Phillips, Shembari		1-1	1-1	0-0	0	0	0	3	3	1	1	0	0	7		
03	Cole, Evan		6-8	1-3	3-4	1	4	5	4	16	2	0	0	0	19		
04	Alston, Brandon		4-6	1-3	1-2	1	3	4	2	10	1	2	0	0	24		
13	Haywood II, Curtis		3-6	2-5	2-2	0	4	4	3	10	4	1	0	2	21		
34	Gueye, Abdoulaye		3-4	0-0	0-0	0	5	5	2	6	4	4	2	0	13		
35	Sjolund, Kristian		0-0	0-0	0-0	0	0	0	0	0	0	0	0	0	1		
Team						0	2	2									
Totals			29-50	5-16	16-23	3	32	35	18	79	22	16	7	3	200		

FG % 1st Half: 12-22 54.5% 2nd half: 17-28 60.7% Game: 29-50 58.0%  
 3FG % 1st Half: 4-9 44.4% 2nd half: 1-7 14.3% Game: 5-16 31.3%  
 FT % 1st Half: 5-9 55.6% 2nd half: 11-14 78.6% Game: 16-23 69.6%

Officials: Raymie Styons, John Gaffney, Jerry Heater  
 Technical fouls: USC Upstate-None. Georgia Tech-None.  
 Attendance: 4397

Score by periods	1st	2nd	Total
USC Upstate	25	38	63
Georgia Tech	33	46	79

Last FG - UPST 2nd-00:13, GT 2nd-00:26.  
 Largest lead - UPST by 4 1st-17:26, GT by 19 2nd-02:14.  
 UPST led for 05:51, GT led for 30:11. Game was tied for 03:58.

**Official Basketball Box Score -- Game Totals -- Final Statistics**  
**Wake Forest vs Georgia Tech**  
 1/5/19 2 p.m. at McCamish Pavilion, Atlanta, Ga.

**Wake Forest 79 • 7-6, 0-1 ACC**

##	Player	Total			3-Ptr			Rebounds			PF	TP	A	TO	Blk	Stl	Min
		FG-FGA	FG-FGA	FT-FTA	Off	Def	Tot	Off	Def	Tot							
10	Hoard, Jaylen	r	6-15	0-1	7-9	3	5	8	3	19	2	3	0	1	35		
35	Smart, Ikenna	r	2-4	0-0	0-0	1	1	2	4	2	4	0	2	0	16		
00	Childress, Brandon	g	8-15	7-10	5-5	0	1	1	3	28	3	1	0	0	39		
04	Johnson, Torry	g	3-3	1-1	1-2	0	0	0	4	8	2	4	0	0	19		
23	Brown, Chaundee	g	4-13	1-5	1-2	4	2	6	5	10	0	2	1	2	31		
01	Mucius, Isaiah		0-7	0-4	0-0	2	3	5	0	0	1	0	0	0	15		
02	Wright Jr., Sharonne		3-6	0-1	0-0	0	1	1	2	6	1	0	0	2	24		
20	Wynn, Michael		0-0	0-0	0-0	0	0	0	0	0	0	0	0	0	0+		
30	Sarr, Olivier		1-5	0-0	2-4	1	4	5	4	4	2	0	1	1	21		
Team						3	2	5									
Totals			27-68	9-22	16-22	14	19	33	23	79	10	13	2	6	200		

FG % 1st Half: 10-27 37.0% 2nd half: 17-41 41.5% Game: 27-68 39.7%  
 3FG % 1st Half: 3-9 33.3% 2nd half: 6-13 46.2% Game: 9-22 40.9%  
 FT % 1st Half: 5-6 83.3% 2nd half: 11-16 68.8% Game: 16-22 72.7%

**Georgia Tech 92 • 9-5, 1-0 ACC**

##	Player	Total			3-Ptr			Rebounds			PF	TP	A	TO	Blk	Stl	Min
		FG-FGA	FG-FGA	FT-FTA	Off	Def	Tot	Off	Def	Tot							
05	Wright, Moses	r	3-7	0-1	0-0	1	4	5	2	6	3	1	1	1	20		
12	Moore, Khalid	r	0-0	0-0	6-6	0	2	2	2	6	2	2	0	2	18		
01	Banks III, James	c	9-11	0-0	2-3	1	3	4	0	20	2	3	3	0	35		
00	Devoe, Michael	g	4-6	3-4	5-8	1	3	4	3	16	4	2	0	1	34		
10	Alvarado, Jose	g	3-9	1-6	6-6	0	4	4	2	13	7	0	0	2	37		
03	Cole, Evan		4-5	1-2	0-0	0	4	4	4	9	0	1	2	1	15		
04	Alston, Brandon		4-7	0-3	6-6	0	0	0	2	14	1	1	0	0	20		
13	Haywood II, Curtis		1-4	1-4	2-2	1	1	2	5	1	0	0	3	11			
34	Gueye, Abdoulaye		1-3	0-0	1-3	1	1	2	3	0	2	2	1	10			
Team						1	4	5									
Totals			29-52	6-20	28-34	6	26	32	19	92	20	12	8	11	200		

FG % 1st Half: 12-24 50.0% 2nd half: 17-28 60.7% Game: 29-52 55.8%  
 3FG % 1st Half: 3-10 30.0% 2nd half: 3-10 30.0% Game: 6-20 30.0%  
 FT % 1st Half: 6-8 75.0% 2nd half: 22-26 84.6% Game: 28-34 82.4%

Officials: Brian Dorsey, Tony Henderson, Tony Greene  
 Technical fouls: Wake Forest-None. Georgia Tech-None.  
 Attendance: 6397

Score by periods	1st	2nd	Total
Wake Forest	28	51	79
Georgia Tech	33	59	92

Last FG - WF 2nd-00:16, GT 2nd-01:37.  
 Largest lead - WF None, GT by 14 2nd-02:06.  
 WF led for 00:00, GT led for 38:51. Game was tied for 01:09.

Points	In	Off	2nd	Fast	Bench
WF	Paint	T/O	Chance	Break	
GT	28	16	15	20	10
WF	34	14	9	15	31

Score tied - 1 time.  
 Lead changed - 0 times.

**Official Basketball Box Score -- Game Totals -- Final Statistics**  
**Virginia Tech vs Georgia Tech**  
 1/9/19 7:00 pm at McCamish Pavilion, Atlanta, Ga.

**Virginia Tech 52 • 14-1, 3-0 ACC**

##	Player	Total			3-Ptr			Rebounds			PF	TP	A	TO	Blk	Stl	Min
		FG-FGA	FG-FGA	FT-FTA	Off	Def	Tot	Off	Def	Tot							
24	Blackshear, Kerry	r	3-8	0-0	8-12	5	5	10	3	14	1	3	1	0	32		
42	Outlaw, Ty	r	1-6	0-3	0-0	1	3	4	0	2	0	0	1	0	30		
04	Alexander-Walker, N	g	1-13	0-6	2-2	0	4	4	2	4	6	1	0	0	36		
05	Robinson, Justin	g	3-10	2-7	2-4	1	4	5	2	10	3	2	0	1	36		
13	Hill, Ahmed	g	6-14	2-8	1-1	1	1	2	3	15	1	1	0	0	35		
01	Wilkins, Isaiah		1-3	1-2	0-0	0	0	0	0	3	0	0	0	0	10		
03	Bede, Wabissa		0-1	0-1	0-0	0	1	1	3	0	1	0	0	1	13		
14	Horne, PJ		2-2	0-0	0-0	1	3	4	2	4	0	1	0	1	8		
Team						4	1	5			1						
Totals			17-57	5-27	13-19	13	22	35	15	52	12	9	2	3	200		

FG % 1st Half: 9-28 32.1% 2nd half: 8-29 27.6% Game: 17-57 29.8%  
 3FG % 1st Half: 2-11 18.2% 2nd half: 3-16 18.8% Game: 5-27 18.5%  
 FT % 1st Half: 9-10 90.0% 2nd half: 4-9 44.4% Game: 13-19 68.4%

**Georgia Tech 49 • 9-6, 1-1 ACC**

##	Player	Total			3-Ptr			Rebounds			PF	TP	A	TO	Blk	Stl	Min
		FG-FGA	FG-FGA	FT-FTA	Off	Def	Tot	Off	Def	Tot							
05	Wright, Moses	r	0-1	0-0	0-0	0	4	4	1	0	1	2	0	0	14		
12	Moore, Khalid	r	1-2	0-0	0-0	0	3	3	4	2	2	1	0	0	15		
01	Banks III, James	c	1-5	0-0	0-0	1	4	5	4	2	2	2	2	1	36		
00	Devoe, Michael	g	3-7	1-4	0-2	0	6	6	1	7	3	3	0	2	40		
10	Alvarado, Jose	g	6-11	3-5	5-8	0	1	1	4	20	4	4	0	2	39		
02	Phillips, Shembari		0-0	0-0	0-0	0	1	1	0	0	0	0	0	0	6		
03	Cole, Evan		0-1	0-1	0-0	0	0	0									

**Official Basketball Box Score -- Game Totals -- Final Statistics**  
**Georgia Tech vs Clemson**  
 1/16/19 9:05 PM at Littlejohn Coliseum, Clemson, S.C.

**Georgia Tech 60 • 10-7, 2-2 ACC**

##	Player	Total			3-Ptr			Rebounds			PF	TP	A	TO	Blk	Stl	Min
		FG-FGA	FG-FGA	FT-FTA	Off	Def	Tot	Off	Def	Tot							
03	Cole, Evan	r	0-2	0-0	0-0	0	1	1	2	0	0	0	0	0	0	7	
01	Banks III, James	c	6-11	0-0	4-4	1	0	1	3	16	0	4	4	0	0	32	
00	Devoe, Michael	g	2-7	0-2	4-4	0	4	4	1	8	1	1	2	2	0	35	
10	Alvarado, Jose	g	3-9	2-4	2-4	0	5	5	3	10	3	2	0	0	0	35	
13	Haywood II, Curtis	g	2-3	2-3	2-2	0	0	0	0	8	2	3	0	0	0	30	
02	Phillips, Shembari	g	1-2	0-0	0-0	0	1	1	3	2	0	0	0	0	0	10	
05	Wright, Moses	g	4-7	0-2	1-4	0	4	4	2	9	1	1	0	1	0	21	
12	Moore, Khalid	g	2-2	0-0	1-3	0	1	1	2	5	0	0	0	0	0	18	
24	Ogbonada, Sylvester	g	1-1	0-0	0-0	1	0	1	0	2	0	0	2	0	0	7	
35	Sjoland, Kristian	g	0-0	0-0	0-0	0	0	0	1	0	0	0	0	0	0	5	
	Team					3	4	7									
	Totals		21-44	4-11	14-21	5	20	25	17	60	7	13	7	6	200		

FG % 1st Half: 9-23 39.1% 2nd half: 12-21 57.1% Game: 21-44 47.7%  
 3FG % 1st Half: 4-7 57.1% 2nd half: 0-4 0.0% Game: 4-11 36.4%  
 FT % 1st Half: 8-9 88.9% 2nd half: 6-12 50.0% Game: 14-21 66.7%

Deadball Rebounds 2

**Clemson 72 • 11-6, 1-3 ACC**

##	Player	Total			3-Ptr			Rebounds			PF	TP	A	TO	Blk	Stl	Min
		FG-FGA	FG-FGA	FT-FTA	Off	Def	Tot	Off	Def	Tot							
24	Skara, David	r	3-5	3-4	0-0	0	1	1	2	9	2	2	1	0	0	40	
25	Simms, Aamir	r	4-10	2-6	0-0	0	2	2	1	10	0	2	0	0	0	25	
14	Thomas, Elijah	c	5-11	0-0	1-2	4	5	9	3	11	0	1	1	0	0	20	
02	Reed, Marcquise	g	10-13	2-3	8-8	1	5	6	1	30	1	1	0	4	0	40	
04	Mitchell, Shelton	g	1-5	0-2	0-0	0	2	2	1	2	8	0	0	0	0	38	
00	Trapp, Clyde	g	1-2	0-0	2-4	0	3	3	4	4	1	2	0	1	1	12	
15	Newman III, John	g	0-2	0-1	0-0	0	0	0	0	0	0	1	0	0	0	10	
35	White, Javan	g	3-5	0-0	0-0	2	2	4	6	6	1	0	0	0	0	10	
55	Jemison, Trey	g	0-0	0-0	0-0	0	1	1	2	0	0	0	0	0	0	5	
	Team					0	2	2									
	Totals		27-53	7-16	11-14	7	23	30	18	72	13	10	2	5	200		

FG % 1st Half: 14-29 48.3% 2nd half: 13-24 54.2% Game: 27-53 50.9%  
 3FG % 1st Half: 3-8 37.5% 2nd half: 4-8 50.0% Game: 7-16 43.8%  
 FT % 1st Half: 4-4 100.0% 2nd half: 7-10 70.0% Game: 11-14 78.6%

Deadball Rebounds 2

Officials: Mike Eades, Jeffrey Anderson, James Breeding  
 Technical fouls: Georgia Tech-None. Clemson-None.  
 Attendance: 6693

Score by periods	1st	2nd	Total
Georgia Tech	30	30	60
Clemson	35	37	72

Points	In Paint	Off T/O	2nd Chance	Fast Break	Bench
GT	32	9	2	2	18
CU	26	17	6	4	10

Last FG - GT 2nd-01:20, CU 2nd-00:52.  
 Largest lead - GT None, CU by 19 1st-09:03.  
 GT led for 00:00. CU led for 39:42. Game was tied for 00:17.

Score tied - 0 times.  
 Lead changed - 0 times.

**Official Basketball Box Score -- Game Totals -- Final Statistics**  
**Louisville vs Georgia Tech**  
 1/19/19 4 p.m. at McCamish Pavilion, Atlanta, Ga.

**Louisville 79 • 13-5, 4-1 ACC**

##	Player	Total			3-Ptr			Rebounds			PF	TP	A	TO	Blk	Stl	Min
		FG-FGA	FG-FGA	FT-FTA	Off	Def	Tot	Off	Def	Tot							
05	Williams, Malik	r	5-13	2-5	1-1	2	3	5	3	13	0	1	0	0	0	16	
24	Sutton, Dwayne	r	2-5	0-2	1-3	2	6	8	3	5	3	1	0	0	1	28	
33	Nwora, Jordan	r	10-16	3-7	2-2	3	5	8	2	25	2	1	0	0	0	29	
01	Cunningham, Christen	g	3-6	1-2	2-3	0	2	2	1	9	1	1	0	0	0	28	
04	Fore, Khwan	g	1-5	0-1	0-0	0	3	3	1	2	2	3	0	1	24		
00	Agau, Akoy	g	0-0	0-0	0-0	0	0	0	0	0	0	0	0	0	0	4	
02	Perry, Darius	g	2-7	0-3	0-1	0	2	2	4	4	1	2	0	0	0	15	
03	Griffin, Jo	g	1-1	0-0	0-0	0	0	0	0	2	0	0	0	0	0	4	
10	Battaille, Wyatt	g	0-0	0-0	0-0	0	0	0	0	0	0	0	0	0	0	1	
12	Redding, Jacob	g	0-0	0-0	0-0	0	0	0	0	0	0	0	0	0	0	1	
13	King, VJ	g	1-2	0-0	2-2	1	5	6	2	4	0	1	1	0	0	12	
20	Enoch, Steven	g	6-9	1-2	2-2	1	5	6	3	15	0	2	0	0	0	21	
30	McMahon, Ryan	g	0-2	0-2	0-0	0	1	1	3	0	2	0	1	2	17		
	Team					2	0	2									
	Totals		31-66	7-24	10-14	11	32	43	22	79	21	11	2	5	200		

FG % 1st Half: 17-34 50.0% 2nd half: 14-32 43.8% Game: 31-66 47.0%  
 3FG % 1st Half: 5-14 35.7% 2nd half: 2-10 20.0% Game: 7-24 29.2%  
 FT % 1st Half: 4-5 80.0% 2nd half: 6-9 66.7% Game: 10-14 71.4%

Deadball Rebounds 1

**Georgia Tech 51 • 10-8, 2-3 ACC**

##	Player	Total			3-Ptr			Rebounds			PF	TP	A	TO	Blk	Stl	Min
		FG-FGA	FG-FGA	FT-FTA	Off	Def	Tot	Off	Def	Tot							
05	Wright, Moses	r	3-5	0-1	1-2	0	3	3	2	7	0	2	0	0	0	21	
12	Moore, Khalid	r	2-5	0-1	1-5	0	3	3	2	5	2	0	0	1	0	30	
01	Banks III, James	c	9-17	0-0	6-9	5	6	11	3	24	3	5	3	0	0	36	
00	Devoe, Michael	g	2-5	1-1	3-4	0	0	0	2	8	2	2	0	1	0	28	
13	Haywood II, Curtis	g	1-6	0-2	0-0	1	4	5	0	2	3	1	2	1	30		
02	Phillips, Shembari	g	0-3	0-2	0-0	0	2	2	1	0	2	1	1	2	22		
03	Cole, Evan	g	2-6	0-2	0-2	0	5	4	4	4	1	4	0	1	23		
24	Ogbonada, Sylvester	g	0-2	0-0	0-0	0	0	0	1	0	1	0	1	0	0	4	
35	Sjoland, Kristian	g	0-1	0-1	1-2	0	0	0	2	1	0	1	0	0	0	6	
	Team					0	4	4									
	Totals		19-50	1-10	12-24	6	27	33	17	51	13	17	6	6	200		

FG % 1st Half: 6-24 25.0% 2nd half: 13-26 50.0% Game: 19-50 38.0%  
 3FG % 1st Half: 0-6 0.0% 2nd half: 1-4 25.0% Game: 1-10 10.0%  
 FT % 1st Half: 4-8 50.0% 2nd half: 8-16 50.0% Game: 12-24 50.0%

Deadball Rebounds 5

Officials: Ron Groover, A.J. Desai, Paul Szelc  
 Technical fouls: Louisville-None. Georgia Tech-None.  
 Attendance: 8600  
 Sellout

Score by periods	1st	2nd	Total
Louisville	43	36	79
Georgia Tech	16	35	51

Points	In Paint	Off T/O	2nd Chance	Fast Break	Bench
UL	38	16	5	24	25
GT	34	10	2	8	5

Last FG - UL 2nd-00:36, GT 2nd-00:29.  
 Largest lead - UL by 38 2nd-11:08. GT by 2 1st-19:41.  
 UL led for 38:54. GT led for 00:00. Game was tied for 01:06.

Score tied - 1 time.  
 Lead changed - 1 time.

**Official Basketball Box Score -- Game Totals -- Final Statistics**  
**Notre Dame vs Georgia Tech**  
 1/22/19 7 p.m. at McCamish Pavilion, Atlanta, Ga.

**Notre Dame 61 • 11-8, 1-5 ACC**

##	Player	Total			3-Ptr			Rebounds			PF	TP	A	TO	Blk	Stl	Min
		FG-FGA	FG-FGA	FT-FTA	Off	Def	Tot	Off	Def	Tot							
33	John Mooney	r	10-20	0-0	2-2	7	7	14	2	22	2	2	2	0	0	38	
03	Prentiss Hubb	g	0-4	0-3	0-0	0	2	2	2	0	5	1	0	1	0	23	
05	D.J. Harvey	g	1-8	0-3	2-2	2	5	7	2	4	1	2	1	0	0	31	
10	T.J. Gibbs	g	2-11	1-8	2-2	0	1	1	2	7	5	0	0	2	0	38	
23	Dane Goodwin	g	2-10	1-5	1-3	3	0	3	0	6	1	4	1	4	0	29	
13	Nikola Djogo	g	1-2	1-2	0-0	0	1	1	1	3	0	2	0	0	0	9	
14	Nate Laszewski	g	5-10	4-9	5-6	3	3	6	2	19	1	1	0	0	0	31	
15	Chris Doherty	g	0-0	0-0	0-0	0	0	0	1	0	0	1	0	0	0	1	
	Team					5	1	6									
	Totals		21-65	7-30	12-15	20	20	40	12	61	15	13	4	9	200		

FG % 1st Half: 11-35 31.4% 2nd half: 10-30 33.3% Game: 21-65 32.3%  
 3FG % 1st Half: 3-14 21.4% 2nd half: 4-16 25.0% Game: 7-30 23.3%  
 FT % 1st Half: 5-6 83.3% 2nd half: 7-9 77.8% Game: 12-15 80.0%

Deadball Rebounds 2

**Georgia Tech 63 • 11-8, 3-3 ACC**

##	Player	Total			3-Ptr			Rebounds			PF	TP	A	TO	Blk
----	--------	-------	--	--	-------	--	--	----------	--	--	----	----	---	----	-----

**Official Basketball Box Score -- Game Totals -- Final Statistics**  
**North Carolina vs Georgia Tech**  
**1/29/19 7 p.m. at McCamish Pavilion, Atlanta, Ga.**

**North Carolina 77 • 16-4, 6-1 ACC**

##	Player	Total			3-Ptr			Rebounds			PF	TP	A	TO	Blk	Stl	Min
		FG	FGA	FT	FTA	Off	Def	Tot									
15	Garrison Brooks	r	1-5	0-0	1-4	2	7	9	3	3	1	0	1	2	26		
32	Luke Maye	r	2-9	0-2	0-0	0	9	9	0	4	1	5	0	0	26		
02	Coby White	g	7-13	5-9	0-0	0	3	3	1	19	8	2	0	1	31		
13	Cameron Johnson	g	8-10	4-6	2-2	0	3	3	1	22	3	1	0	3	30		
24	Kenny Williams	g	1-5	1-3	2-2	1	2	3	1	5	3	3	0	0	21		
00	Seventh Woods	g	1-1	0-0	0-0	0	1	1	1	2	1	0	0	1	8		
01	Leaky Black	g	1-2	0-1	0-0	0	0	0	0	2	1	0	0	1	7		
03	Andrew Platek	g	1-1	1-1	0-0	0	0	0	1	3	0	0	0	0	3		
04	Brandon Robinson	g	3-4	1-2	0-0	0	2	2	1	7	2	1	0	0	18		
05	Nassir Little	g	4-10	1-3	0-1	2	5	7	3	9	1	1	1	1	21		
22	Walker Miller	g	0-1	0-0	0-0	0	0	0	0	0	0	1	0	0	2		
30	Caleb Ellis	g	0-0	0-0	0-0	0	0	0	0	0	0	0	0	1	2		
35	K.J. Smith	g	0-0	0-0	1-2	0	0	0	1	1	0	1	0	0	2		
42	Brandon Huffman	g	0-0	0-0	0-0	0	0	0	0	0	0	0	0	0	3		
Team																	
Totals			29-61	13-27	6-11	7	32	39	13	77	21	15	2	10	200		
FG % 1st Half:		12-29	41.4%	2nd half:	17-32	53.1%	Game:		29-61	47.5%	Deadball Rebounds						
3FG % 1st Half:		5-12	41.7%	2nd half:	8-15	53.3%	Game:		13-27	48.1%	1,1						
FT % 1st Half:		2-4	50.0%	2nd half:	4-7	57.1%	Game:		6-11	54.5%							

**Georgia Tech 54 • 11-10, 3-5 ACC**

##	Player	Total			3-Ptr			Rebounds			PF	TP	A	TO	Blk	Stl	Min
		FG	FGA	FT	FTA	Off	Def	Tot									
34	Gueye, Abdoulaye	f	7-14	0-1	0-0	1	3	4	4	14	0	2	4	2	36		
01	Banks III, James	c	3-6	0-0	1-1	2	4	6	3	7	2	2	1	0	34		
00	Devoe, Michael	g	3-10	1-3	2-4	1	4	5	0	9	2	1	1	0	29		
10	Alvarado, Jose	g	2-9	1-4	0-0	1	4	5	0	5	5	3	0	4	28		
13	Haywood II, Curtis	g	2-10	0-6	1-2	1	3	4	0	5	6	2	0	2	26		
03	Cole, Evan	g	1-2	0-1	0-0	0	2	2	3	2	0	3	1	0	10		
05	Wright, Moses	g	1-5	0-0	2-2	0	4	4	1	4	0	0	0	0	15		
12	Moore, Khalid	g	2-2	0-0	4-4	0	0	0	1	8	0	2	0	0	15		
24	Ogbonna, Sylvester	g	0-1	0-0	0-0	0	0	0	0	0	0	0	0	0	4		
35	Sjoland, Kristian	g	0-1	0-1	0-0	0	2	2	0	0	0	0	0	0	3		
Team																	
Totals			21-60	2-16	10-13	6	28	34	12	54	15	16	7	8	200		
FG % 1st Half:		10-32	31.3%	2nd half:	11-28	39.3%	Game:		21-60	35.0%	Deadball Rebounds						
3FG % 1st Half:		1-10	10.0%	2nd half:	1-6	16.7%	Game:		2-16	12.5%	3,1						
FT % 1st Half:		3-3	100.0%	2nd half:	7-10	70.0%	Game:		10-13	76.9%							

Officials: Roger Ayers, Jeffrey Anderson, Pat Driscoll  
 Technical fouls: North Carolina-None. Georgia Tech-None.  
 Attendance: 8600

Score by periods	1st	2nd	Total
North Carolina	31	46	77
Georgia Tech	24	30	54

Last FG - NC 2nd-01:45, GT 2nd-00:03  
 Largest lead - NC by 30 2nd-10:18, GT by 3 1st-17:50  
 NC led for 35:21, GT led for 01:05, Game was tied for 03:34.

Score tied - 1 time.  
 Lead changed - 3 times.

**Official Basketball Box Score -- Game Totals -- Final Statistics**  
**Georgia Tech vs Florida State**  
**2/2/19 12 p.m. at Tucker Center, Tallahassee, Fla.**

**Georgia Tech 49 • 11-11, 3-6 ACC**

##	Player	Total			3-Ptr			Rebounds			PF	TP	A	TO	Blk	Stl	Min
		FG	FGA	FT	FTA	Off	Def	Tot									
01	Banks III, James	r	2-6	0-0	1-1	2	2	4	4	5	0	2	0	0	2	20	
34	Gueye, Abdoulaye	r	6-7	0-0	3-4	3	4	7	2	15	0	3	0	0	37		
00	Devoe, Michael	g	3-13	2-5	2-2	1	4	5	3	10	0	4	0	1	37		
10	Alvarado, Jose	g	0-10	0-5	0-0	0	3	3	5	0	2	1	0	0	24		
13	Haywood II, Curtis	g	2-8	0-6	0-0	0	2	2	3	4	2	1	0	0	32		
02	Phillips, Shembari	g	0-1	0-0	0-0	0	0	0	0	0	0	0	0	0	2		
03	Cole, Evan	g	2-5	1-2	2-2	3	0	3	1	7	0	2	1	0	19		
04	Alston, Brandon	g	1-5	0-2	2-2	0	2	2	1	4	0	1	0	0	9		
05	Wright, Moses	g	0-1	0-0	0-0	0	2	2	1	0	0	1	0	0	4		
12	Moore, Khalid	g	1-4	0-1	2-3	0	2	2	3	4	1	0	0	0	16		
45	Medlock, Shaheed	g	0-0	0-0	0-0	0	0	0	0	0	0	0	0	0	0+		
Team																	
Totals			17-60	3-21	12-14	14	23	37	23	49	5	14	2	3	200		
FG % 1st Half:		9-23	39.1%	2nd half:	8-37	21.6%	Game:		17-60	28.3%	Deadball Rebounds						
3FG % 1st Half:		2-10	20.0%	2nd half:	1-11	9.1%	Game:		3-21	14.3%							
FT % 1st Half:		7-8	87.5%	2nd half:	5-6	83.3%	Game:		12-14	85.7%							

**Florida State 59 • 16-5, 4-4 ACC**

##	Player	Total			3-Ptr			Rebounds			PF	TP	A	TO	Blk	Stl	Min
		FG	FGA	FT	FTA	Off	Def	Tot									
00	Cofer, Phil	r	2-6	1-2	0-0	0	3	3	2	5	1	1	0	0	20		
21	Koumadje, Christ	c	2-2	0-0	2-2	0	8	8	3	6	0	2	2	0	19		
03	Forrest, Trent	g	3-7	0-0	3-6	1	5	6	2	9	3	3	1	3	36		
23	Walker, MJ	g	0-7	0-4	2-2	0	1	1	4	2	0	0	0	1	26		
41	Mann, Terance	g	3-5	0-1	6-8	3	4	7	1	12	1	3	0	1	34		
01	Gray, RaiQuan	g	2-4	0-1	0-0	0	2	2	2	4	0	0	0	0	9		
05	Savoy, PJ	g	1-3	1-3	3-3	1	1	2	2	6	0	1	0	0	12		
11	Nichols, David	g	0-3	0-3	0-0	0	0	0	2	0	3	2	0	0	13		
13	Pollte, Anthony	g	0-2	0-0	0-0	0	4	4	1	0	1	2	0	0	7		
24	Vassell, Devin	g	1-1	1-1	0-0	0	0	0	0	3	1	0	0	0	3		
25	Kabengele, Mfondu	g	2-6	1-1	7-9	1	1	2	0	12	0	0	2	0	21		
Team																	
Totals			16-46	4-16	23-30	8	31	39	19	59	10	14	5	5	200		
FG % 1st Half:		11-28	39.3%	2nd half:	5-18	27.8%	Game:		16-46	34.8%	Deadball Rebounds						
3FG % 1st Half:		2-8	25.0%	2nd half:	2-8	25.0%	Game:		4-16	25.0%							
FT % 1st Half:		9-11	81.8%	2nd half:	14-19	73.7%	Game:		23-30	76.7%							

Officials: Lee Cassell, Ray Styons, Tim Comer  
 Technical fouls: Georgia Tech-Alvarado, Jose. Florida State-Savoy, PJ.  
 Attendance: 10181

Score by periods	1st	2nd	Total
Georgia Tech	27	22	49
Florida State	33	26	59

Last FG - GT 2nd-04:23, FS 2nd-05:45.  
 Largest lead - GT by 6 1st-13:53, FS by 12 2nd-17:44.  
 GT led for 07:23, FS led for 27:51, Game was tied for 04:46.

Points	In	Off	2nd	Fast	Bench
Georgia Tech	28	10	12	4	15
FS	16	13	4	6	25

Score tied - 5 times.  
 Lead changed - 5 times.

**Official Basketball Box Score -- Game Totals -- Final Statistics**  
**Clemson vs Georgia Tech**  
**2/6/19 7 p.m. at McCamish Pavilion, Atlanta, Ga.**

**Clemson 65 • 14-8, 4-5 ACC**

##	Player	Total			3-Ptr			Rebounds			PF	TP	A	TO	Blk	Stl	Min
		FG	FGA	FT	FTA	Off	Def	Tot									
14	Thomas, Elijah	r	3-5	0-0	1-2	1	5	6	4	7	2	1	5	1	17		
24	Skara, David	r	5-9	1-3	2-2	0	8	8	0	13	4	0	0	0	35		
25	Simms, Aamir	r	5-9	2-4	1-2	3	2	5	1	13	3	1	2	0	31		
02	Reed, Marquise	g	9-16	0-4	1-4	0	3	3	0	19	2	3	0	3	37		
04	Mitchell, Shelton	g	3-7	2-4	0-0	0	5	5	0	8	2	3	0	1	33		
00	Trapp, Clyde	g	1-1	1-1	0-0	0	2	2	2	3	2	0	0	1	18		
03	Davis, Lyles	g	0-0	0-0	0-0	0	0	0	0	0	0	0	0	0	1		
05	Tyson, Hunter	g	0-0	0-0	0-0	0	0	0	0	0	1	0	0	0	5		
10	Fox, Parker	g	0-1	0-1	0-0	0	0	0	0	0	0	0	0	0	1		
15	Newman III, John	g	0-0	0-0	0-0	0	0	0	1	0	1						



# ROSTER AT-A-GLANCE

## NUMERICAL

No.	Name	Pos.	Ht.	Wt.	Cl.	Exp.	Hometown (High School/College)
0	Michael Devoe	G	6-4	188	Fr.	HS	Orlando, Fla. (Montverde Academy)
1	James Banks III	F	6-9	243	Jr.	TR	Decatur, Ga. (La Lumiere School, LaPorte, Ind.)/Texas)
2	Shembari Phillips	G	6-3	202	Jr.	TR	Atlanta, Ga. (Wheeler HS/Tennessee)
3	Evan Cole	F	6-9	217	So.	1VL	Cumming, Ga. (South Forsyth HS)
4	Brandon Alston	G	6-5	203	r-Sr.*	1VL	Vienna, Va. (Herndon HS/Lehigh)
5	Moses Wright	F	6-9	221	So.	1VL	Raleigh, N.C. (William G. Enloe HS)
10	Jose Alvarado	G	6-0	176	So.	1VL	Brooklyn, N.Y. (Christ the King HS)
11	Evan Jester	F	6-6	191	So.	1VL	Fayetteville, Ga. (Sandy Creek HS)
12	Khalid Moore	F	6-6	200	Fr.	HS	Briarwood, N.Y. (Archbishop Molloy HS)
13	Curtis Haywood II	G	6-5	202	So.	1VL	Oklahoma City, Okla. (Mustang HS/Brewster Academy, N.H.)
24	Sylvester Ogbonda	F	6-10	237	r-Jr.	2VL	Port Harcourt, Nigeria (National Christian Academy, Fort Washington, Md.)
34	Abdoulaye Gueye	F	6-9	217	r-Sr.	3VL	Dakar, Senegal (Central Park Christian/Birmingham, Ala.)
35	Kristian Sjolund	F	6-7	200	Fr.	HS	Kongsberg, Norway (Obra D. Tompkins HS)
45	Shaheed Medlock	G	6-5	196	Jr.	1VL	Waycross, Ga. (Ware County)
55	Malachi Rice	G	6-0	186	So.	1VL	Indianapolis, Ind. (Brebeuf Jesuit Preparatory School)

## ALPHABETICAL

No.	Name	Pos.	Ht.	Wt.	Cl.	Exp.	Hometown (High School/College)
4	Brandon Alston	G	6-5	203	r-Sr.*	1VL	Vienna, Va. (Herndon HS/Lehigh)
10	Jose Alvarado	G	6-0	176	So.	1VL	Brooklyn, N.Y. (Christ the King HS)
1	James Banks III	F	6-9	243	Jr.	TR	Decatur, Ga. (La Lumiere School, LaPorte, Ind.)/Texas)
3	Evan Cole	F	6-9	217	So.	1VL	Cumming, Ga. (South Forsyth HS)
0	Michael Devoe	G	6-4	188	Fr.	HS	Orlando, Fla. (Montverde Academy)
34	Abdoulaye Gueye	F	6-9	217	r-Sr.	3VL	Dakar, Senegal (Central Park Christian-Birmingham, Ala.)
13	Curtis Haywood II	G	6-5	202	So.	1VL	Oklahoma City, Okla. (Mustang HS/Brewster Academy, N.H.)
11	Evan Jester	F	6-6	191	So.	1VL	Fayetteville, Ga. (Sandy Creek HS)
45	Shaheed Medlock	G	6-5	196	Jr.	1VL	Waycross, Ga. (Ware County)
12	Khalid Moore	F	6-6	200	Fr.	HS	Briarwood, N.Y. (Archbishop Molloy HS)
24	Sylvester Ogbonda	F	6-10	237	r-Jr.	2VL	Port Harcourt, Nigeria (National Christian Academy, Fort Washington, Md.)
2	Shembari Phillips	G	6-3	202	Jr.	TR	Atlanta, Ga. (Wheeler HS/Tennessee)
55	Malachi Rice	G	6-0	186	So.	1VL	Indianapolis, Ind. (Brebeuf Jesuit Preparatory School)
35	Kristian Sjolund	F	6-7	200	Fr.	HS	Kongsberg, Norway (Obra D. Tompkins HS)
5	Moses Wright	F	6-9	221	So.	1VL	Raleigh, N.C. (William G. Enloe HS)

\*graduate student

**Head Coach:** Josh Pastner (Arizona, 1997), 3rd season

### Assistant Coaches:

- Eric Reveno (Stanford, 1989), 3rd season
- Julian Swartz (Carroll College, 2005), 3rd season
- Anthony Wilkins (Kent State, 2013), 1st season

**Director of Operations:** Tyler Benson (St. Bonaventure, 2009), 3rd season

**Director of Player Personnel:** Mario West (Georgia Tech, 2007), 3rd season

**Director of Scouting:** Hayden Sheridan (Arizona, 2016), 1st season

**Athletic Trainer:** Richard Stewart (Salisbury, 2005), 12th season

**Player Development Coach:** Dan Taylor (Franklin Pierce, 2002), 3rd season

### Pronunciations

Jose Alvarado	AL-vuh-ROD-oh
Abdoulaye Gueye	ahb-doo-LYE gay
Khalid Moore	kuh-LEED
Sylvester Ogbonda	oh-BOND-uh
Shembari Phillips	shem-BAR-ee
Eric Reveno	REV-uh-no
Malachi Rice	MAL-uh-ky
Kristian Sjolund	SHO-lund

## BY CLASS

Freshmen: Michael Devoe, Khalid Moore, Kristian Sjolund

Sophomores: Jose Alvarado, Evan Cole, Curtis Haywood II, Evan Jester, Malachi Rice, Moses Wright

Juniors: James Banks (transfer), Shaheed Medlock, Sylvester Ogbonda (r), Shembari Phillips

Seniors: Brandon Alston (grad.), Abdoulaye Gueye (r)

## BY STATE/COUNTRY

Florida: Michael Devoe

Georgia: James Banks, Evan Cole, Evan Jester, Shaheed Medlock, Shembari Phillips

Indiana: Malachi Rice

New York: Jose Alvarado, Khalid Moore

Nigeria: Sylvester Ogbonda

North Carolina: Moses Wright

Norway: Kristian Sjolund

Oklahoma: Curtis Haywood II

Senegal: Abdoulaye Gueye

Norway: Kristian Sjolund

Virginia: Brandon Alston

## BY BIRTHDATE

January 11, 1996	Sylvester Ogbonda
January 16, 1998	James Banks III
March 5, 1999	Evan Jester
March 6, 1999	Malachi Rice
March 21, 1997	Shembari Phillips
April 12, 1998	Jose Alvarado
May 10, 1995	Brandon Alston
May 11, 1999	Evan Cole
July 29, 2000	Khalid Moore
September 10, 1999	Kristian Sjolund
September 24, 1997	Curtis Haywood II
October 13, 1997	Shaheed Medlock
November 24, 1994	Abdoulaye Gueye
December 17, 1999	Michael Devoe
December 23, 1998	Moses Wright

## BY MAJOR

Economics: Brandon Alston (Masters), Malachi Rice

Business Administration: Evan Cole, Michael Devoe, Abdoulaye Gueye, Curtis Haywood II, Evan Jester, Sylvester Ogbonda, Moses Wright

Computer Science: Shaheed Medlock

History, Science & Technology: Shembari Phillips

Industrial Design: Kristian Sjolund

Literature, Media & Communication: Jose Alvarado

Undecided Engineering: Khalid Moore

Psychology: Justin Moore

## BY HEIGHT

6-0	Jose Alvarado, Malachi Rice
6-3	Shembari Phillips
6-4	Michael Devoe
6-5	Brandon Alston, Curtis Haywood II, Shaheed Medlock
6-6	Evan Jester, Khalid Moore
6-7	Kristian Sjolund
6-8	James Banks
6-9	Evan Cole, Abdoulaye Gueye, Moses Wright
6-10	Sylvester Ogbonda

# BROADCAST MEDIA CHEAT SHEET



## 0

### MICHAEL DEVOE

Yr	GP/GS	PPG	RPG	APG	FG%	3FG%	FT%
2018-19	24/15	9.2	3.4	2.4	.406	.371	.701
Career	24/15	9.2	3.4	2.4	.406	.371	.701
Season High		Pts: 18	Reb: 8	Ast: 6	Min: 40		
Career High		Pts: 18	Reb: 8	Ast: 6	Min: 40		

### Freshman • Guard • 6-4 • 188 • Orlando, Fla./Montverde Academy

- 10 double-digit scoring games this season, 2nd on team in assists and steals
- 9.9 ppg, 45.9% 3pt, 2.5 apg in ACC games; career highs of 18 pts, 8 rebs, 6 ast, 4-5 3pt FG at Notre Dame
- Started Tech's last 15 games (1st start Dec. 19 at Arkansas)
- 4-star HS prospect helped lead Montverde Academy to a national championship as a senior



## 1

### JAMES BANKS III

Yr	GP/GS	PPG	RPG	BK/G	FG%	3FG%	FT%
2018-19	23/18	10.4	7.5	2.5	.550	.000	.667
Career	69/18	4.6	4.0	1.6	.539	.000	.614
Season High		Pts: 24	Reb: 14	Blk: 7	Min: 38		
Career High		Pts: 24	Reb: 14	Blk: 7	Min: 38		

### Junior • Forward/Center • 6-9 • 243 • Decatur, Ga./Texas

- Started Tech's last 18 games, Tech's leading rebounder and No. 2 scorer
- Double-doubles in 6 games ... Vs. ACC: 12.0 ppg, 6.4 rpg, 53% FG, 2.64 blk/g (#2 on ACC)
- Transfer from Texas, granted immediately eligibility by NCAA on Nov. 13
- Has a 7-foot, 5.35-inch wingspan and a 9-foot, 3.5-inch reach




## 2

### SHEMBARI PHILLIPS

Yr	GP/GS	PPG	RPG	APG	FG%	3FG%	FT%
2018-19	18/6	2.3	1.1	0.8	.375	.222	.778
Career	82/30	5.1	2.2	1.1	.393	.350	.771
Season High		Pts: 10	Reb: 4	Ast: 4	Min: 25		
Career High		Pts: 23	Reb: 7	Ast: 7	Min: 38		

### Junior • Guard • 6-3 • 243 • Atlanta, Ga./Tennessee

- Started first 6 games this season, has hit 37.5 percent from the floor, 4-18 on 3s; 39 mins last 7 games
- Scored 10 points with 4 assists in his Tech debut vs. Lamar
- Part-time starter in 2 seasons at Tennessee (64 games, 24 starts)
- Attended Wheeler HS in Marietta, Ga.



## 3

### EVAN COLE

Yr	GP/GS	PPG	RPG	APG	FG%	3FG%	FT%
2018-19	16/3	4.6	2.6	0.6	.473	.200	.708
Career	40/10	3.8	2.6	0.5	.466	.238	.600
Season High		Pts: 16	Reb: 5	Ast: 2	Min: 36		
Career High		Pts: 16	Reb: 10	Ast: 2	Min: 36		

### Sophomore • Forward • 6-9 • 217 • Cumming, Ga./South Forsyth HS

- Missed 7 games recovering from sprained left ankle suffered in Tennessee game, returned vs. KSU 12/28
- In 12 games since return - 5.3 ppg, 3.0 rpg, 25-47 FG (DNP-CD at Notre Dame)
- Started first 2 games this season, sprained ankle late in Tennessee game
- Stepmom is in Georgia Tech Sports Hall of Fame - softball pitcher Jessica Sallinger Cole



## 4

### BRANDON ALSTON

Yr	GP/GS	PPG	RPG	APG	FG%	3FG%	FT%
2018-19	19/4	9.1	1.9	1.2	.479	.380	.837
Career	113/34	6.3	1.8	1.2	.422	.365	.751
Season High		Pts: 20	Reb: 6	Ast: 5	Min: 38		
Career High		Pts: 20	Reb: 6	Ast: 5	Min: 38		

### Senior (Grad.) • Guard • 6-5 • 203 • Vienna Va./Lehigh

- Double figures in 9 games this season ... 6.7 ppg, 48.1% FG in ACC games
- Made his last 12 FT, 22-of-23 dating back to Dec. 1 vs. St. John's
- Started 19 games last season, 6 double-figure games
- His 704 career points are most of any current Tech player



## 5

### MOSES WRIGHT

Yr	GP/GS	PPG	RPG	APG	FG%	3FG%	FT%
2018-19	22/14	4.9	3.2	0.7	.429	.125	.469
Career	47/2	44.2	3.3	0.7	.365	.085	.507
Season High		Pts: 12	Reb: 6	Ast: 5	Min: 25		
Career High		Pts: 19	Reb: 8	Ast: 5	Min: 35		

### Sophomore • Forward • 6-9 • 221 • Raleigh, N.C./William G. Enloe HS

- Started 14 games at big forward spot (DNP-CD at Syracuse, Notre Dame, 10.4 mpg in between)
- Has 3 double-digit scoring games - 11 vs. UTRGV, 12 vs. St. John's, 10 vs. KSU
- "Stretch-4" who started 9 games, including last 4, last season
- Has 6-foot-11 wingspan, gained four inches and 40 pounds after sophomore year of high school



## 10

### JOSE ALVARADO

Yr	GP/GS	PPG	RPG	APG	FG%	3FG%	FT%
2018-19	23/22	11.7	5.5	3.3	.377	.277	.761
Career	48/47	11.9	3.8	3.2	.411	.323	.783
Season High		Pts: 24	Reb: 9	Ast: 7	Min: 40		
Career High		Pts: 24	Reb: 9	Ast: 7	Min: 45		

### Sophomore • Guard • 6-0 • 174 • Brooklyn, N.Y./Christ the King HS

- Leads Tech in scoring, assists, steals (8th in ACC in steals)
- 9.8 ppg, 3.7 rpg, 3.6 apg, 30.2% FG, 31.1% 3pt, 78.8% FT vs. ACC
- Ranks in top 10 of ACC in free throw percentage (78.8%), assists and steals (ACC games only)
- Ironman guard who ranks 15th in ACC in average minutes in ACC games (34.0)



## 12

### KHALID MOORE

Yr	GP/GS	PPG	RPG	APG	FG%	3FG%	FT%
2018-19	23/8	4.4	1.6	1.1	.492	.333	.750
Career	23/8	4.4	1.6	1.1	.492	.333	.750
Season High		Pts: 14	Reb: 4	Ast: 3	Min: 34		
Career High		Pts: 14	Reb: 4	Ast: 3	Min: 34		

### Freshman • Forward • 6-6 • 200 • Briarwood, N.Y./Archbishop Molloy HS

- Played in every ACC game, 16.5mpg (DNP vs. Prairie View); started 8 games
- 10 pts, 3 reb, 3 ast, 34 mins in 1st career start at Arkansas, career-high 14 points vs. FAMU
- Has hit 49.2% of his FG tries (52.2% in ACC games), 4-of-12 3pt FG
- Attended alma mater of legendary Tech guard Kenny Anderson, played on same AAU team as Jose Alvarado



## 13

### CURTIS HAYWOOD II

Yr	GP/GS	PPG	RPG	APG	FG%	3FG%	FT%
2018-19	23/17	6.5	2.8	2.2	.364	.277	.760
Career	38/24	6/0	2.8	2.3	.370	.306	.791
Season High		Pts: 18	Reb: 7	Ast: 7	Min: 37		
Career High		Pts: 18	Reb: 8	Ast: 6	Min: 37		

### Sophomore • Guard • 6-5 • 202 • Oklahoma City, Okla./Brewster Academy

- Has 51 assists vs. 31 turnovers, 27.7% on 3s (101 3-pt attempts, 2nd most on team)
- 4.5 ppg, 16.7% 3pt FG in ACC games ... 1-for-29 3pt last 7 games, 8-18 in 4 games before
- Scored 15 (6-10 FG) with career-high 7 assists at Syracuse
- Missed last 11 games last season with stress reaction in right leg, had surgery post-season



## 24

### SYLVESTER OGBONDA

Yr	GP/GS	PPG	RPG	BK/G	FG%	3FG%	FT%
2018-19	10/0	1.8	1.7	0.3	.333	.000	.600
Career	42/0	1.5	1.1	0.3	.440	.000	.586
Season High		Pts: 7	Reb: 9	Blk: 2	Min: 23		
Career High		Pts: 8	Reb: 9	Blk: 3	Min: 23		

### Junior-R • Center • 6-10 • 237 • Port Harcourt, Nigeria/National Christian Academy

- Played 23 minutes vs. Lamar, set career highs with 7 points, 9 rebounds (18 minutes in Tech's last 6 games)
- Tripled his total minutes (63 to 21) over last season ... 11 minutes in 2 games w/ Gueye out
- Played in just 32 games in two seasons (4.4 mpg) as a backup to Ben Lammers
- Minutes have diminished since Banks became eligible (20 total in 3 games)




## 34

### ABDOULAYE GUEYE

Yr	GP/GS	PPG	RPG	BK/G	FG%	3FG%	FT%
2018-19	22/13	7.4	4.1	1.1	.515	.167	.619
Career	81/39	4.6	3.5	0.9	.479	.143	.575
Season High		Pts: 16	Reb: 8	Blk: 3	Min: 37		
Career High		Pts: 16	Reb: 9	Blk: 5	Min: 39		

### Senior-R • Forward • 6-9 • 217 • Dakar, Senegal/Central Park Christian

- Long wiry player who can play the "4" or the "5" positions, disruptive on defense and boards, improved passer
- Started 13 games this season, including his last 7 (missed CL, LOU games with medical condition)
- Double figures 7 of his last 8 games - 12.0 ppg, 5.1 rpg, 52.6% FG, 7 ast, 9 blk, 7 steals
- Matched career high with 16 pts against Kennesaw State (7-7 FG)



## 35

### KRISTIAN SJOLUND

Yr	GP/GS	PPG	RPG	APG	FG%	3FG%	FT%
2018-19	14/0	1.2	0.5	0.1	.294	.286	.750
Career	14/0	1.2	0.5	0.1	.294	.286	.750
Season High		Pts: 3	Reb: 3	Ast: 1	Min: 11		
Career High		Pts: 3	Reb: 3	Ast: 1	Min: 11		

### Freshman • Forward • 6-7 • 200 • Kongsberg, Norway/Tompkins HS

- Versatile HS player with international experience, played in 14 games
- Played 9 minutes at Notre Dame, scored 8 points (3-5 FG, 2-3 3pt)
- Born in Washington state, grew up on Kongsberg, Norway, played HS ball in Katy, Texas
- Played for Norway in 2015 FIBA U16 Championships, 2017 U18 Nordic Championship

# RADIO/TV ROSTER



**Brandon Alston**  
G • 6-5 • Sr. (Grad.)

**4**



**Jose Alvarado**  
G • 6-0 • So.

**10**



**James Banks III**  
G • 6-9 • Jr.

**1**



**Evan Cole**  
F • 6-9 • So.

**3**



**Michael Devoe**  
G • 6-4 • Fr.

**0**



**Abdoulaye Gueye**  
F • 6-9 • r-Sr.

**34**



**Curtis Haywood II**  
G • 6-5 • So.

**13**



**Evan Jester**  
F • 6-6 • So.

**11**



**Shaheed Medlock**  
G • 6-5 • Jr.

**45**




**Khalid Moore**  
F • 6-6 • Fr.

**12**



**Sylvester Ogbonda**  
F • 6-10 • r-Jr.

**24**



**Shembari Phillips**  
G • 6-3 • r-Jr.



**Malachi Rice**  
G • 6-0 • So.

**55**



**Kristian Sjolund**  
G • 6-7 • Fr.

**35**



**Moses Wright**  
F • 6-9 • So.

**5**



**Josh Pastner**  
Head Coach



**Eric Reveno**  
Assistant Coach



**Julian Swartz**  
Assistant Coach



**Anthony Wilkins**  
Assistant Coach



**Tyler Benson**  
Director of Operations



**Mario West**  
Director of Player Personnel



**Hayden Sheridan**  
Video Coordinator

GAME NOTES