




WAKE FOREST BASKETBALL

GAME NOTES



GAME #17 | JAN. 19, 2019 | 4:00 P.M. | CASSELL COLISEUM | BLACKSBURG, VA

 <p>WAKE FOREST DEMON DEACONS Record: 8-8 ACC: 1-3</p>	<p>HEAD COACH Danny Manning (Kansas '91)</p> <p>Career Record: 100-110 (7th) WFU Record: 62-81 (5th)</p>	<p>SERIES HISTORY Overall: 31-34 At VT: 11-22 (8-14 Cassell) Streak: L2</p>	<p>TELEVISION RSN Tom Werme & Dan Bonner FSCAROLINAS.</p>
	<p>HEAD COACH Buzz Williams (Oklahoma City '94)</p> <p>Career Record: 241-148 (12th) VT Record: 88-62 (5th)</p>	<p>LAST MEETING VT 83, WF 75 (1/10/18 at WF)</p> <p>LAST MEETING AT VT WF 89, VT 84 (3/4/17)</p>	<p>RADIO Wake Forest IMG Sports Network Stan Cotten & Mark Freidinger WF IMG</p>
 <p>#9 VIRGINIA TECH HOKIES Record: 14-2 ACC: 3-1</p>			

GoDeacs.com | @WakeMBB | @wakebasketball | WakeBasketball | #GoDeacs

WAKE FOREST AT VIRGINIA TECH

DEACS OPEN TWO-GAME VIRGINIA TRIP IN BLACKSBURG

- Wake Forest continues a three-game stretch of ranked opponents with a visit to No. 9 Virginia Tech
- The Deacs are looking to defeat ranked opponents in consecutive games for the first time since 2004 when they accomplished the feat in three straight games (No. 13 Cincinnati, No. 3 Duke and No. 18 Georgia Tech)
- Wake Forest's last road win over a top-10 team came in 2009 (78-68 at No. 10 Clemson)

SERIES HISTORY

- Virginia Tech leads 34-31 (Virginia Tech leads 22-11 in Blacksburg, 14-8 at Cassell Coliseum)
- The Hokies won last year's meeting, 83-75, in Winston-Salem
- The Deacs won the last meeting in Blacksburg, 89-84, in the 2017 regular season finale

LAST TIME OUT

- Wake Forest posted its first ranked win of the season, downing No. 17 NC State 71-67 on Tuesday
- Jaylen Hoard had 16 points and 10 rebounds for his fourth double-double of the season
- Torry Johnson had 11 points, including the Deacs' final four points to seal the victory
- Brandon Childress added 10 points and a career-high nine rebounds

GETTING TO THE LINE

- Wake Forest ranks 11th nationally in getting to the free throw line, with a FTA/FGA ratio of 44.8 percent (national average is 33.7 percent)
- 25.3 percent of Wake Forest's points this season have come from the line, the third highest percentage nationally (national average is 18.9 percent)
- The Deacs are averaging 18.6 points per game from the free throw line this season
- Wake Forest has made at least 20 free throws seven times this season, already eclipsing its 2017-18 total of six times with 20 or more points from the line

PROBABLE STARTERS

No.	Pos.	Name	Yr.	Ht./Wt.	PPG	RPG	Of Note
0	G	Brandon Childress	Jr.	6-0 / 190	16.1	3.6	Career-high 28 pts & seven 3-pointers at GT
2	G	Sharone Wright, Jr.	Fr.	6-5 / 180	7.4	2.6	Double figures in six games this season
10	F	Jaylen Hoard	Fr.	6-8 / 215	14.8	8.1	Has a pair of 20-and-15 games this year
23	G	Chaundee Brown	So.	6-5 / 215	11.7	4.6	Career-high 22 points at Miami
35	C	Ikenna Smart	Grad.	6-10 / 245	2.9	3.0	Helped Buffalo to NCAA Second Round last season

KEY RESERVES

No.	Pos.	Name	Yr.	Ht./Wt.	PPG	RPG	Of Note
1	F	Isaiah Mucius	Fr.	6-0 / 190	7.5	3.7	Had 17 pts and 7 rebs at Richmond
30	C	Olivier Sarr	So.	7-0 / 235	5.8	5.4	Career highs of 14 pts and 9 rebs vs. Charlotte
4	G	Torry Johnson	Grad.	6-3 / 170	5.8	1.6	Leading scorer at Northern Arizona last year (11.5)
20	G	Michael Wynn	Fr.	6-6 / 200	1.2	0.8	First career double figure game (11 pts) at Miami
34	F	Sunday Okeke	So.	6-8 / 245	0.7	1.4	Four points and four rebounds vs. Cal State Fullerton

NOVEMBER

2	BELMONT ABBEY (EX)	W, 106-74
10	NORTH CAROLINA A&T	W, 90-78
15	vs. Saint Joseph's ^	L, 69-89
16	vs. Cal State Fullerton ^	W, 66-59
18	vs. Valparaiso ^	W, 69-63
23	HOUSTON BAPTIST	L, 91-93 (OT)
27	WESTERN CAROLINA	W, 71-64

DECEMBER

1	at Richmond	L, 74-84
6	CHARLOTTE	W, 80-56
17	DAVIDSON	W, 67-63
22	at #3 Tennessee	L, 64-83
29	GARDNER-WEBB	L, 69-73

JANUARY

2	CORNELL	W, 83-61
5	at Georgia Tech *	L, 79-92
8	#1 DUKE *	L, 65-87
12	at Miami *	L, 65-76
15	#17 NC STATE *	W, 71-67
19	at #9 Virginia Tech *	RSN 4:00
22	at Virginia *	RSN 9:00
26	BOSTON COLLEGE *	RSN 4:00
30	LOUISVILLE *	RAYCOM 8:00

FEBRUARY

3	at Clemson *	ESPNU 12:00
5	PITT *	ESPNU 7:00
13	at Florida State *	RSN 7:00
16	NORTH CAROLINA *	RAYCOM 12:00
19	at Notre Dame *	ESPN2/ESPNU 7:00
24	at NC State *	ESPNU 6:00
26	MIAMI *	RSN 7:00

MARCH

2	SYRACUSE *	RAYCOM 12:00
5	at Duke *	ESPN/ESPN2 7:00
9	FLORIDA STATE *	RAYCOM 12:00
12-16	at ACC Tournament %	

Home games in **BOLD CAPS**

* - ACC game

^ - Myrtle Beach Invitational (Conway, S.C.)

% - Charlotte, N.C. (Spectrum Center)

All times listed are ET

WAKE FOREST BASKETBALL

INTERVIEW POLICIES

POSTGAME INTERVIEWS

HEAD COACHES: Both head coaches will appear in the media room following brief cool-down periods. In most cases, the visiting head coach will appear first, followed by Wake Forest coach Danny Manning.

WAKE FOREST PLAYERS: Requested players will be available in the media room following both head coaches' press conferences. The Wake Forest locker room is closed to the media.

OPPONENT PLAYERS: Please see the visiting SID. If that team's locker room is closed to the media, interviews are usually held outside in the hallway near the entrance to the visitors' locker room.

PRE-PRACTICE INTERVIEWS

All interviews with head coach Danny Manning and/or Demon Deacon players should be arranged through Steve Kirkland in the Athletic Communications Office. Interview requests should be made at least 24 hours in advance.

Interviews will be arranged to accommodate players' academic and basketball schedules. Players will not do interviews on gameday, except for postgame interviews. Prior to select practices, Coach Manning and players will be available for interviews before media is permitted to watch the start of practice. Contact Steve Kirkland for the schedule of practices with media availability.

ACC TELECONFERENCE

The 15 ACC basketball head coaches will be featured on a weekly teleconference each Monday. The teleconferences will begin on Jan. 7, 2019 and conclude on Mar. 4, 2018. Each coach will have 10 minutes to answer questions.

2018-19 ACC TELECONFERENCE SCHEDULE

Date	Manning	That Week's Opponents
Jan. 7	11:20	Duke (12:20), Miami (11:00)
Jan. 14	11:20	NCSU (11:10), VT (12:00)
Jan. 21	11:20	UVA (12:30), BC (10:30)
Jan. 28	11:20	UL (11:40), Clemson (10:40)
Feb. 4	11:20	Pitt (11:30)
Feb. 11	11:20	FSU (11:50), UNC (n/a)
Feb. 18	11:20	ND (12:30), NCSU (11:10)
Feb. 25	11:20	Miami (11:00), Cuse (11:50)
Mar. 4	11:20	Duke (12:10), FSU (11:50)

Call ACC media relations (336-851-6062) for the number.

WEEKLY SCHEDULE

JAN. 19 Saturday	JAN. 20 Sunday	JAN. 21 Monday	JAN. 22 Tuesday	JAN. 23 Wednesday	JAN. 24 Thursday	JAN. 25 Friday
GAMEDAY at Virginia Tech 4:00 pm	PRACTICE	PRACTICE Budd Gym Media - 1:15pm ACC Teleconference Manning - 11:20	GAMEDAY at Virginia 9:00 pm	OFF	PRACTICE Budd Gym Interviews - 3:15pm	PRACTICE

PRESS CREDENTIALS

Media credentials for Wake Forest home games should be requested by contacting Steve Kirkland in the Wake Forest Athletic Communications Office. Please make your requests at least 48 hours prior to tip-off.

Credential requests are contingent on available space. Priority is given to daily newspapers, radio/TV sports directors and other media who cover the Demon Deacons and their opponents on a regular basis, in addition to national print and electronic media.

Credentials will not be mailed if the credential request is received one week or less prior to the game. Credentials can be shipped overnight if a FedEx or UPS shipping number is provided.

PHOTOGRAPHERS

Photographers are restricted to either baseline area and are not permitted along the sidelines during game activity. Photographers will be assigned areas on the baseline.

The facility is lighted by 42 LED lamps with a vertical illumination of 102 footcandles and a horizontal illumination of 139 footcandles.

MEDIA WILL CALL/MEDIA ENTRANCE

The media entrance to the Coliseum is located at the rear of the facility in close proximity to the media parking area. Media members can enter there and follow the hallway to the media workroom. This also serves as the primary exit for media staying to file stories.

The main media parking lot is located off of Deacon Boulevard in the McCreary Tower Lot. The secondary media lot is located off Deacon Boulevard in the BB&T Field Gold Lot. Only media with valid parking passes or who are on the media parking list will be allowed to park in these areas.

There is a media will call desk for credentials located at the media entrance.

MEDIA BAG POLICY

Wake Forest has instituted a clear bag policy for fans at LJVM Coliseum in 2018-19. There are no bag restrictions for credentialed media who enter through the media entrance, but bags will be subject to search.

MEDIA SEATING

Media will be assigned seats at the press row tables along the baselines or in the five rows of seating in Section 113. Please check the media seating assignments posted in the media workroom.

MEDIA SERVICES

Pre-game statistics, game notes and roster cards are provided prior to tip-off. Final stats, play-by-play and postgame quotes will be available in the media workroom.

Statistical monitors will be provided for live TV and the home and visiting team radio crews.

Live stats via StatBroadcast can also be accessed by the media at WakeForestStats.com

Wireless internet access is available in the media workroom and on press row. For user name and password information, check the posted signs in the workroom or ask a member of the Wake Forest Athletic Communications staff.

QUICK FACTS

UNIVERSITY INFORMATION

Location	Winston-Salem, NC 27109
Founded	1834
Enrollment	5,102 undergraduate
Colors	Old Gold & Black
Arena	LJVM Coliseum (14,665)
Conference	Atlantic Coast
President	Dr. Nathan O. Hatch
Athletic Director	Ron Wellman
Athletic Dept. Phone	(336) 758-5616
Ticket Office Phone	(888) 758-DEAC

TEAM INFORMATION

First Year of Basketball	1906
Season of Basketball	112th
All-Time Record	1,537-1,228
All-Time ACC Record	435-527
ACC Champions	1961, 1962, 1995, 1996
NCAA Appearances (Last)	23 (2017)

WAKE FOREST IMG NETWORK

Play-By-Play Announcer	Stan Cotten
Color Analyst	Mark Freidinger
Studio Host	Phil Brame
General Manager	Jeff Salisbury

RADIO AFFILIATES

Charlotte	WCRU-AM	960
Charlotte	WCRU-FM	105.7
Durham	WDRU-FM	105.5
Fairmont	WFMO-AM	860
Galax, VA; Triad	WBRF-FM	98.1
Greensboro	WKEW-AM	1400
Greensboro	WKEW-FM	96.3
New Bern	WWNB-AM	1490
New Bern	WWNB-FM	103.9
Raleigh	WDRU-AM	1030
Raleigh	WDRU-FM	105.7
Winston-Salem	WPOL-AM	1340
Winston-Salem	WPOL-FM	103.5

COMMUNICATIONS

Steve Kirkland

Director of Athletic Communications

Cell: (434) 825-5241 | Office: (336) 758-6099

Email: skirkland@wfu.edu

Grace Bolin

Assistant Director of Ath. Communications

Cell: (251) 214-5446 | Office: (336) 758-5842

Email: bolingm@wfu.edu

WAKE FOREST BASKETBALL

DEACON NOTES

THE KIDS ARE ALRIGHT

- Freshmen are three of the Deacs' top five scorers with Jaylen Hoard at 14.8 ppg, Isaiah Mucius at 7.5 ppg and Sharone Wright, Jr. at 7.4 ppg
- Wake Forest freshmen are averaging 30.8 points per game this season (42.0 percent of the team total)
- Wake Forest has 26 double figure games from freshmen this season (Hoard-14, Wright-6, Mucius-5, Wynn-1), already doubling the combined total of 13 double figure games by freshmen in 2016-17 and 2017-18
- The last time Wake Forest had four true freshmen post a double figure scoring game was 2012-13 when the Deacs had a school-record six freshmen accomplish the feat

HOLD IT UNDER 80

- 80 has become a magic number for the Deacs this season, as they are 8-2 when allowing under 80 points and 0-6 when allowing at least 80 points
- In eight wins this season, Wake Forest is allowing 63.9 points per game, with opponents shooting 40.4 percent from the floor and 27.6 percent from 3-point range
- In eight losses this season, Wake Forest is allowing 84.6 points per game, with opponents shooting 50.1 percent from the floor and 35.8 percent from 3-point range

SHOOT TO WIN

- The Deacs have had success when shooting the ball over 40 percent from the field this season, posting a 8-3 record compared to 0-5 when shooting under 40 percent
- In each of the Deacs' last four losses, they have shot under 40 percent from the floor
- Wake Forest is 7-1 this season when having a higher FG% than their opponent (lone loss was Houston Baptist) and 1-7 when having a lower FG% (lone win was Cal State Fullerton)

DOUBLE THE REBOUNDS, DOUBLE THE FUN

- Wake Forest has doubled up an opponent on the boards twice this season, vs. North Carolina A&T (44-22) and Cornell (50-25)
- It is the first time since 2008-09 that the Deacs have accomplished the feat multiple times in a season
- Prior to this season, the Deacs hadn't doubled up a team on the boards since Nicholls State in 2014-15
- The +25 rebounding margin against Cornell was the largest for the Deacs since a +25 (59-34) against Texas in the opening round of the 2010 NCAA Tournament

HOARD SEES 20-15

- Jaylen Hoard is one of two players in the ACC this season with a pair of 20-and-15 games (RJ Barrett - Duke)
- Hoard had 22 points and 15 rebounds vs. Houston Baptist and 23 points and 15 rebounds vs. Cornell
- He is one of only four Demon Deacon freshmen to have a 20-and-15 game (Travis McKie in 2010-11, Rodney Rogers in 1990-91 and Dickie Hemric in 1951-52), joining Hemric as the only freshmen Deacs to accomplish the feat multiple times

DOUBLE DOUBLES FOR HOARD

- Jaylen Hoard has four double-doubles this year, the most by a Deacon freshman since Travis McKie had six in 2011

Most WF Freshman Double-Doubles	
Tim Duncan (1993-94)	13
Al-Farouq Aminu (2008-09)	10
Rodney Rogers (1990-91)	8
James Johnson (2007-08)	8
Travis McKie (2010-11)	6
Jaylen Hoard (2018-19)	4
Rod Griffin (1975-78)	4

- Hoard ranks second among ACC freshmen in double-doubles this season, behind Duke's Zion Williamson

HOARD SHINES IN DEBUT

- Jaylen Hoard led Wake Forest with 19 points and 13 rebounds in the season-opening win over North Carolina A&T
- Hoard is the first Wake Forest freshman to have a double-double in his collegiate debut since 2008-09 when Al-Farouq Aminu had 21 and 10 against North Carolina Central
- His 13 rebounds are the most by a Wake Forest true freshman in a season opener
- He scored in double figures in each of the first nine games of the season, the third longest streak by a Deacon to start a career (Rodney Rogers - 11, Alvis Rogers - 10)

CHILDRESS RUNS THE SHOW

- Brandon Childress leads the Demon Deacons in scoring (16.1 ppg) and passing (4.3 apg)
- He ranks in the top 10 in the ACC in scoring, assists, 3-point percentage, assist/turnover ratio, steals and minutes
- He has posted his first three career 20-point games this season, with a career-high 28 points at Georgia Tech, 27 points vs. Houston Baptist and 20 points vs. Western Carolina
- Childress is the only ACC player to have at least 10 points and three assists in every game this season
- He is the first Demon Deacon to lead the team in assists in each of the first 16 games of a season since Muggsy Bogues led the team in assists in all 29 games of his senior season in 1986-87

DANNY MANNING



5th Season at Wake Forest | Kansas, 1991

COACHING EXPERIENCE

- Kansas — 2004-07 (4 seasons)
*Director of Student-Athlete Development/
Team Manager*
- Kansas — 2008-12 (5 seasons)
Assistant Coach
- Tulsa — 2013-14 (2 seasons)
Head Coach
- Wake Forest — 2015-pres. (5th season)
Head Coach

MANNING COACHING RECORD

Year	School	Record	Conf
2013	Tulsa	17-16	8-8 (5th)
2014	Tulsa	21-13	13-3 (t-1st)
2015	Wake Forest	13-19	5-13 (12th)
2016	Wake Forest	11-20	2-16 (14th)
2017	Wake Forest	19-14	9-9 (10th)
2018	Wake Forest	11-18	4-14 (14th)
2019	Wake Forest	8-8	1-3
Career		100-110 (.476)	42-66 (.389)
Wake Forest		62-81 (.434)	21-55 (.276)

ACCOMPLISHMENTS AS HEAD COACH

- 2013-14 C-USA Coach of the Year
- 2013-14 C-USA Tournament Championship
- 2013-14 C-USA Regular Season Co-Champs
- 2013-14 NCAA Tournament Second Round
- 2016-17 Skip Prosser Man of the Year Award

COLLEGIATE PLAYING CAREER (KANSAS, 85-88)

- Kansas' all-time leading scorer and rebounder, finishing his four-year career with 2,951 points and 1,187 rebounds
- 10th all-time leading scorer in NCAA history
- Consensus first-team All-American ('87, '88)
- Consensus College Player of the Year (1988)
- Three-time Big Eight Player of the Year (86-88)
- 1988 NCAA Final Four Most Outstanding Player after leading Kansas to the 1988 national title
- Led Kansas to the 1986 NCAA Final Four
- Inducted into the National Collegiate Basketball Hall of Fame on November 23, 2008

PROFESSIONAL PLAYING CAREER

- Played 15 seasons in the NBA for seven different teams (Clippers, Hawks, Suns, Bucks, Jazz, Mavericks, Pistons)
- The No. 1 pick in the 1988 NBA Draft by the L.A. Clippers
- Two-time NBA All-Star (1993, 1994)
- NBA Sixth Man of the Year (1998)
- Averaged 14.0 points and 5.2 rebounds in 883 career games

WAKE FOREST BASKETBALL

NATIONAL RANKINGS

ASSOCIATED PRESS (1/14)

1 Duke (36)	14-1	1,558
2 Michigan (9)	17-0	1,497
3 Tennessee (13)	14-1	1,482
4 Virginia (6)	15-0	1,473
5 Gonzaga	16-2	1,315
6 Michigan State	15-2	1,292
7 Kansas	14-2	1,188
8 Texas Tech	15-1	1,157
9 Virginia Tech	14-1	1,091
10 Nevada	16-1	1,015
11 Florida State	13-3	918
12 Kentucky	12-3	790
13 North Carolina	12-4	678
14 Auburn	12-3	669
15 Marquette	14-3	668
16 Buffalo	15-1	625
17 NC State	14-2	586
18 Ole Miss	13-2	501
19 Maryland	14-3	412
20 Oklahoma	13-3	394
21 Houston	16-1	387
22 Villanova	13-4	300
23 Iowa	14-3	172
24 Mississippi State	12-3	154
25 Indiana	12-4	116

OTHERS RECEIVING VOTES: **Louisville 112**, Nebraska 36, Ohio State 34, Wisconsin 31, Iowa State 20, UCF 17, Purdue 16, Kansas State 14, St. John's 12, TCU 12, Murray State 9, Washington 8, Arizona 8, LSU 7, Seton Hall 6, South Carolina 6, Temple 5, Minnesota 3, Wofford 2, Cincinnati 2, Florida 1, Hofstra 1.

USA TODAY COACHES (1/14)

1 Virginia (13)	15-0	770
2 Duke (6)	14-1	754
3 Tennessee (7)	14-1	745
4 Michigan (6)	17-0	738
5 Gonzaga	16-2	644
6 Michigan State	15-2	641
7 Virginia Tech	14-1	577
8 Kansas	14-2	572
9 Texas Tech	15-1	564
10 Nevada	16-1	512
11 Florida State	13-3	383
12 Auburn	12-3	381
13 Marquette	14-3	331
14 Kentucky	12-3	323
15 North Carolina	12-4	310
16 NC State	14-2	307
17 Houston	16-1	288
17 Buffalo	15-1	288
19 Oklahoma	13-3	216
20 Ole Miss	13-2	192
21 Villanova	13-4	146
22 Maryland	14-3	140
23 Mississippi State	12-3	118
24 Iowa	14-3	108
25 Indiana	12-4	75

OTHERS RECEIVING VOTES: Ohio State 74; Iowa State 38; **Louisville 27**; UCF 26; TCU 24; Nebraska 21; St. John's 18; Kansas State 14; Arizona 6; Minnesota 5; Furman 5; Arizona State 4; North Texas 4; Washington 3; Purdue 3; Wisconsin 3; LSU 2.

2018-19 Opponents in **Bold**

DEACON NOTES

CHILDRESS THE IRONMAN

- Brandon Childress ranks second in the ACC in minutes at 36.8 per game
- In the Manning era, no Deac has averaged over 32 minutes per game
- The last Deacon to average over 36 minutes per game was Ish Smith at 36.8 per game in 2009-10

LIKE FATHER, LIKE SON

- Randolph and Brandon Childress are the highest scoring father-son duo in ACC history with a combined 2,957 career points
- Randolph (1991-95) scored 2,208 career points (2nd most in Wake Forest history), while Brandon has scored 749 career points
- The previous record was 2,570 career points, scored by J.P. Tokoto of North Carolina and his biological father, Brian Oliver of Georgia Tech
- Childress is one of three players on the Deacons' current roster whose father also played in the ACC (Anthony Bilas' father Jay played at Duke; Sharone Wright, Jr.'s father Sharone played at Clemson)

WHAT CAN BROWN DO FOR YOU?

- Chaundee Brown, the Deacs' lone returning starter from last season, is averaging 11.7 points and 4.6 rebounds per game this season, up from 7.6 points and 3.0 rebounds as a freshman in 2017-18
- He has 53 FTAs this season in 446 minutes (4.8 FTAs per 40 minutes) after getting just 31 FTAs in 627 minutes last season (1.9 FTAs per 40 minutes)
- Brown had a career-high eight-game streak of double figure scoring from Nov. 27 to Jan. 5
- Brown scored a career-high 22 points at Miami on Jan. 12 as four of his five career 20-point games have come in ACC road contests

GETTING SMART IN ACC PLAY

- Graduate student Ikenna Smart has raised his game since ACC play started
- Smart is averaging 4.8 points and 2.8 rebounds in conference play, shooting 75% (9-12 from the floor)
- In non-conference play, Smart averaged 2.2 points and 3.1 rebounds, shooting 50% (8-16 from the floor)

MEET THE DEACS

- Wake Forest returns six players from last year's squad and has nine newcomers (five-freshmen, two transfers, two grad transfers)
- The nine newcomers are the most on a Demon Deacon roster since 2012-13 when the team had nine freshmen and one new walk-on

- Wake Forest returns one starter, sophomore guard Chaundee Brown
- Junior guard Brandon Childress is the team's leading returning scorer, having averaged 9.1 ppg last season
- The Demon Deacons' freshman class was ranked No. 17 in the class of 2018 by ESPN and No. 23 by 247Sports
- Wake Forest ranks 319th (out of 353 teams) nationally in experience according to KenPom

DEACS PICKED 14TH IN ACC

- The Demon Deacons were picked 14th in the ACC preseason poll of media attending ACC Operation Basketball
- In each of the last three years, the team picked 14th in the poll (2016 Virginia Tech, 2017 Georgia Tech, 2018 Boston College) won at least seven conference games and played in the postseason (NIT)

DEACS IN THE NBA

- Wake Forest has six players in the NBA this season
- Nine-time All-Star Chris Paul is in his 14th NBA season and his second with the Houston Rockets
- 2015 All-Star Jeff Teague is in his 10th NBA season and second with the Minnesota Timberwolves
- James Johnson is in his 10th NBA season and his third with the Miami Heat
- Al-Farouq Aminu is in his fourth season with the Portland Trail Blazers and his ninth overall in the NBA
- Ish Smith is in his third season with the Detroit Pistons, the 10th organization of his nine-year NBA career
- John Collins is in his second season with the Atlanta Hawks after being selected in the first round of the 2017 NBA Draft

UP NEXT

- Wake Forest concludes its two-game road trip to the Commonwealth of Virginia with Tuesday's visit to No. 4 Virginia
- It will mark the first time since 2014-15 that the Deacs will play top-10 foes on the road in consecutive games (at No. 2 Virginia, at No. 10 Notre Dame)

WAKE FOREST BASKETBALL

2018-19 DEMON DEACON ROSTER

NO.	PLAYER	POS.	YR.	HT.	HOMETOWN	PPG	RBG	OTHER	MINUTES
0	BRANDON CHILDRESS <i>• Ranks in the top 10 of the ACC in scoring and assists</i>	G	Jr.	6-0	Winston-Salem, N.C.	16.1	3.6	4.3 apg	36.8
1	ISAIAH MUCIUS (MEW-CEE-ISS) <i>• Scored in double figures in five games off the bench</i>	F	Fr.	6-8	East Patchogue, N.Y.	7.5	3.7	0.6 apg	22.4
2	SHARONE WRIGHT, JR. (SHA-RON) <i>• Scored in double figures in six games this season</i>	G	Fr.	6-5	Florence, S.C.	7.4	2.6	0.8 apg	22.6
4	TORRY JOHNSON <i>• Leading scorer at Northern Arizona last season at 11.5 ppg</i>	G	Grad.	6-3	Chicago, Ill.	5.8	1.6	1.4 apg	20.9
10	JAYLEN HOARD <i>• First Wake Forest freshman since Dickie Hemric (1951-52) to have multiple 20-and-15 games</i>	F	Fr.	6-8	Carnon, France	14.8	8.1	1.4 apg	29.9
20	MICHAEL WYNN <i>• Scored season-high 11 points at Miami</i>	G	Fr.	6-6	Albany, N.Y.	1.2	0.8	0.2 apg	3.7
23	CHAUNDEE BROWN (SHONN-DEE) <i>• Had a career-high eight-game double-figure scoring streak this season</i>	G	So.	6-5	Orlando, Fla.	11.7	4.6	1.3 apg	27.9
30	OLIVIER SARR (OH-LIVE-EE-AY) <i>• Posted a double-double (16 pts, 13 rebs) in the exhibition vs. Belmont Abbey (Nov. 2)</i>	C	So.	7-0	Toulouse, France	5.8	5.4	1.0 bpg	19.9
31	BLAKE BUCHANAN <i>• Non-scholarship player who joined the Deacs this past summer</i>	F	Fr.	6-5	Durham, N.C.	0.7	0.7	--	1.0
34	SUNDAY OKEKE (OH-KAY-KAY) <i>• Grabbed a career-high six rebounds vs. Syracuse in the 2018 ACC Tournament</i>	F	So.	6-8	Lagos, Nigeria	0.7	1.4	0.3 apg	4.6
35	IKENNA SMART (E-KEN-NA) <i>• Grad transfer who helped Buffalo upset Arizona in the first round of the 2018 NCAA Tournament</i>	C	Grad.	6-10	Umuahia, Nigeria	2.9	3.0	0.5 bpg	14.7
40	ANTHONY BILAS <i>• Scored first career basket vs. Cornell</i>	G	Sr.	6-2	Charlotte, N.C.	0.7	0.0	--	1.0
41	AARON SPIVEY <i>• Scored three points last season</i>	G	Sr.	6-2	Rocky Mount, N.C.	0.0	0.0	0.3 apg	1.0
13	ANDRIEN WHITE (AN-DREE-AN) <i>• Will sit out in 2018-19 after transferring from Charlotte</i>	G	Sr.	6-3	Richmond, Va.	--	--	--	--
55	MILES LESTER <i>• Will sit out in 2018-19 after transferring from Rice</i>	G	So.	6-0	Wichita, Kan.	--	--	--	--

Head Coach	Danny Manning	5th Season / Kansas, 1991
Associate Head Coach	Randolph Childress	8th Season / Wake Forest 1995
Assistant Coach	Steve Woodberry	5th Season / Kansas, 1994
Dir. of Basketball Operations/Interim Asst. Coach	Justin Bauman	5th Season / Kansas, 2004
Special Assistant to the Head Coach	Ernie Nestor	1st Season / Alderson-Broaddus, 1968
Director of Athletic Performance	Ryan Horn	5th Season / Shepherd, 2007
Director of Player Development	Evan Manning	2nd Season / Kansas, 2016
Multimedia Coordinator	Roger Epps, Jr.	2nd Season / Radford, 2004
Video Coordinator/Scouting Assistant	Tommy Eames	1st Season / Wake Forest, 2018
Program Assistant	A.J. Kerr	3rd Season / Purdue, 2015
Student-Athlete Services	Jane Caldwell	20th Season / UNC Greensboro
Sports Medicine	Greg Collins	23rd Season / Kansas State, 1989
Administrative Assistant	Lynne Heflin	34th Season / Mary Washington College
Communications	Steve Kirkland	4th Season / Penn State, 2001
Equipment Services	Molly Bachand	3rd Season / Kansas, 2007

WAKE FOREST BASKETBALL

THE LAST TIME

WAKE INDIVIDUALS...

- **Scored 30 points:** John Collins (31), at Duke (2/18/17)
- **Scored 35 points:** Justin Gray (38), at Maryland (1/15/06)
- **Scored 40 points:** Randolph Childress (40), vs. Duke (3/10/95) ACCT
- **Two players with 20 points:** Brandon Childress (27) & Jaylen Hoard (22) vs. Houston Baptist (11/23/18)
- **Two players with 25 points:** John Collins (29) & Bryant Crawford (25) at Clemson (2/14/17)
- **Three players with 20 points:** Taron Downey (27), Eric Williams (23) & Chris Paul (22) vs. West Virginia (3/19/05) NCAAT
- **20-point game off the bench:** Keyshawn Woods (20), vs. UNCG (11/24/17)
- **A player with back-to-back 30-point games:** Jeff Teague, 30 at BYU (1/3/09); 34 vs. North Carolina (1/11/09)
- **One player scored in double figures:** vs. Syracuse (1/16/16)
- **No players scored in double figures:** at Georgia Tech (1/19/11)
- **Five players scored in double figures:** vs. Charlotte (12/6/18)
- **All five starters scored in double figures:** vs. NC A&T (11/10/18)
- **Six players scored in double figures:** vs. NC A&T (11/10/18)
- **Had 15 rebounds:** Jaylen Hoard (15) vs. Cornell (1/2/19)
- **Had 20 rebounds:** Devin Thomas (21) at NC State (2/13/16)
- **Had 25 rebounds:** Dickie Hemric (36) vs. Clemson (2/4/55)
- **Two players with 10 rebounds:** John Collins (16) & Dinos Mitoglou (11) at Northwestern (11/28/16)
- **Two players with 15 rebounds:** Devin Thomas (17) and Dinos Mitoglou (16) vs. UMBC (11/13/15)
- **Double-Double:** Jaylen Hoard (16 pts, 10 rebs) vs. NC State (1/15/19)
- **Two players had a double-double:** John Collins (15 pts, 10 rebs) & Dinos Mitoglou (12 pts, 13 rebs) vs. Virginia Tech (3/8/17) ACCT
- **Three players had a double-double:** Al-Farouq Aminu (13 pts, 12 rebs), James Johnson (14 pts, 14 rebs) & L.D. Williams (15 pts, 10 rebs) vs. Baylor (11/30/08)
- **Double-Double with points and assists:** Bryant Crawford (20 pts, 10 assts) vs. Kansas State (3/14/17) NCAAT
- **Four Double-Doubles in a row:** Doral Moore (4 games), Feb. 7-17, 2018
- **Triple-Double:** Tim Duncan (14 pts, 15 rebs, 10 blocks) vs. Maryland (1/13/96)
- **20 points and 20 rebounds:** Eric Williams (22 pts, 20 rebs) at Clemson (1/11/06)
- **10 assists:** Bryant Crawford (10), vs. Kansas State (3/14/17) NCAAT
- **5 Blocked Shots:** Doral Moore (5), at Georgia Tech (3/3/18)
- **5 Steals:** Bryant Crawford (5) at NC State (1/18/18)
- **Led WF in Points, Rebounds and Assists:** Devin Thomas at Duke (3/1/16)
- **Led WF in Points, Rebounds, Assists, Steals and Blocks:** Devin Thomas at Duke (3/1/16)
- **Hit a last second shot to win a game:** Devin Thomas, at Richmond (12/28/14), tip-in as time expired in regulation to win 65-63
- **Played every minute:** Madison Jones at Duke (2/4/14)
- **Played 40 or more minutes:** Brandon Childress (44) vs. Houston Baptist (11/23/18)

WAKE TEAM...

- **Won in Overtime:** Dec. 7, 2013, Won 76-66 vs. Richmond
- **Lost in Overtime:** Nov. 23, 2018, Lost 93-91 vs. Houston Baptist
- **Played Two Overtimes:** Feb. 16, 2016, Lost 101-96 in 2OT at Pitt
- **Played Three Overtimes:** Dec. 20, 2003, Won 119-114 in 3OT at North Carolina
- **Shot 70 percent for a Half:** 73.5% (25-34), vs. LSU (12/22/16), 2nd half
- **Shot 60 percent in a Game:** 61.5% (24-39), vs. UNCG (11/24/17)
- **Shot less than 30 percent in a Game:** 21.8% (12-55), vs. Virginia (2/25/15)
- **Shot 90 percent from the free throw line:** 92.3% (12-13) vs. Syracuse (3/6/18) ACCT
- **Shot 50 percent from 3-point line:** 52.9% (9-17) vs. Georgia Tech (2/14/18)
- **Shot less than 30 percent in a half:** 29.7% (11-37), at Miami (1/12/19), 2nd half
- **Shot less than 20 percent in a half:** 19.0% (4-21), at Georgia Tech (1/19/11)
- **Shot 55 percent or better and lost:** 56.4% (31-55) vs. Houston Baptist (11/23/18)
- **Attempted 50 FTs:** 50, vs. Robert Morris (12/22/82)
- **Made 30 FTs:** 33 (of 43), vs. Boston College (3/7/17) ACCT
- **Made 10 3-pt FGs:** 11, vs. Saint Joseph's (11/15/18)
- **Failed to make a 3-pt FG:** at NC State (2/20/10)
- **Had 50 rebounds:** 50, vs. Cornell (1/2/19)
- **Scored 50 pts in a half:** 51, at Georgia Tech (1/5/19), 2nd half
- **Scored 60 pts in a half:** 67, vs. LSU (12/22/16), 2nd half
- **Scored 100 pts (ACC):** 114, vs. Georgia Tech (3/8/07) ACCT
- **Scored 100 pts (non-conf):** 109, vs. Army (12/8/17)
- **Scored under 20 pts in 1st half:** 15, at Duke (3/4/15)
- **Scored under 20 pts in 2nd half:** 19, vs. Virginia (2/25/15)
- **Scored under 50 pts in a game:** 49, vs. Virginia (1/21/18)
- **Never trailed:** vs. Richmond (12/2/17)

OPPONENT INDIVIDUALS...

- **Scored 30 points:** Zion Williamson (30), Duke (1/8/19)
- **Scored 35 points:** Anthony Barber (38), at NC State (2/13/16)
- **Scored 40 points:** J.R. Reynolds (40), at Virginia (1/21/07)
- **Two players with 20 points:** Zion Williamson (30) and RJ Barrett (21), Duke (1/8/19)
- **Two players with 25 points:** Gerald Henderson (35) & Jon Scheyer (30) at Duke (2/22/09)
- **Three players with 20 points:** Martinus Geben (22), Matt Farrell (21) & TJ Gibbs (20), Notre Dame (2/24/18)
- **20-point game off the bench:** Jalon Gates (20), Houston Baptist (11/23/18)
- **One player scored in double figures:** Radford (11/11/16)
- **No players scored in double figures:** at Richmond (12/22/05)
- **Five players scored in double figures:** Syracuse (3/6/18) ACCT
- **All five starters scored in double figures:** Syracuse (3/6/18) ACCT
- **Six players scored in double figures:** at Duke (2/18/17)
- **Had 15 rebounds:** Carlos Dotson (16), Western Carolina (11/27/18)
- **Had 20 rebounds:** Horace Grant (20), at Clemson (2/18/87)
- **Had 25 rebounds:** Len Elmore (26), at Maryland (2/27/74)
- **Two players with 10 rebounds:** Wendell Carter, Jr. (12) & Marvin Bagley III (11), Duke (1/23/18)
- **Double-Double:** Ebuka Izundu (11 pts, 11 rebs), at Miami (11/12/19)
- **Two players had a double-double:** Wendell Carter, Jr. (23 pts, 12 rebs) & Marvin Bagley III (16 pts, 11 rebs), Duke (1/23/18)
- **Three players had a double-double:** Raymond Felton (22 pts, 11 assts), Sean May (15 pts, 11 rebs) & Jawad Williams (17 pts, 12 rebs), at North Carolina (12/20/03)
- **Double-Double with points and assists:** Markell Johnson (10 pts, 10 assts), NC State (2/17/18)
- **Triple-Double:** Tu Holloway (14 pts, 10 rebs, 14 assts), at Xavier (12/18/10)
- **20 points and 20 rebounds:** Horace Grant (33 pts, 20 rebs), at Clemson (2/18/87)
- **10 assists:** Markell Johnson (10), NC State (2/17/18)
- **5 Blocked Shots:** Jack White (5), Duke (1/8/19)
- **5 Steals:** Jacob Gilyard (5), at Richmond (12/1/18)
- **Led Opponent in Points, Rebounds and Assists:** Wesley Iwundu, Kansas State (3/14/17) NCAAT
- **Hit a last second shot to win a game:** Darius Thompson, Virginia (1/26/16), 3-pointer as time expired in regulation to win 72-71

OPPONENT TEAM...

- **Shot 70 percent for a Half:** 70.8% (17-24), NC State (2/3/15)
- **Shot 60 percent in a Game:** 66.0% (31-47), Kansas State (3/14/17) NCAAT
- **Shot less than 30 percent in a Game:** 28.8 (15-52), Quinnipiac (11/18/17)
- **Shot 90 percent from the free throw line:** 90.0% (18-20), Notre Dame (2/24/18)
- **Shot 50 percent from 3-point line:** 50.0% (6-12), at Syracuse (2/11/18)
- **Shot less than 30 percent in a half:** 29.7% (11-37), NC State (1/15/19), 1st half
- **Shot less than 20 percent in a half:** 16.7% (4-24), Pitt (2/22/17), 2nd half
- **Shot 55 percent or better and lost:** 60.0% (24-40), Richmond (12/22/06)
- **Attempted 50 FTs:** 50, Boston College (2/8/06)
- **Made 30 FTs:** 35 (of 40), Gardner-Webb (12/29/18)
- **Made 10 3-pt FGs:** 11, at Miami (1/12/19)
- **Failed to make a 3-pt FG:** Virginia (1/31/04)
- **Had 50 rebounds:** 55, at Pitt (2/16/16)
- **Had 25 assists:** 27, at Maryland (2/5/11)
- **Had 15 steals:** 15, at North Carolina (1/20/16)
- **Had 10 blocks:** 13, Duke (1/8/19)
- **Scored 50 pts in a half:** 59, Georgia Tech (1/5/19), 2nd half
- **Scored 60 pts in a half:** 62, Virginia Tech (3/8/17), 2nd half ACCT
- **Scored 70 pts in a half:** 74, at NC State (3/5/83), 2nd half
- **Scored 100 pts (ACC):** 101, at Pitt (2/16/16)
- **Scored 100 pts (non-conf):** 111, West Virginia (3/19/05) NCAAT
- **Scored under 20 pts in 1st half:** 14, Boston College (2/21/16)
- **Scored under 20 pts in 2nd half:** 17, at East Carolina (12/22/08)
- **Scored under 50 pts in a game:** 48, Boston College (2/21/16)

WAKE FOREST BASKETBALL

2018-19 BOX SCORES

WAKE FOREST 106 EXHIBITION
BELMONT ABBEY 74 Nov. 2, 2018
 LJM Coliseum (3,802)
 Winston-Salem, NC

BELMONT ABBEY	fg	3fg	ft	o-d-t	pf	TP	a	to	bs	s	mp
1 Avar*	0-0	0-0	0-0	0-1-1	3	0	1	0	0	0	15
32 Bowen*	2-4	1-2	1-2	0-2-2	3	6	1	1	1	1	18
3 Ferguson*	5-11	0-2	0-0	1-1-2	4	10	1	2	0	1	22
5 Halloran*	3-6	2-4	6-6	0-3-3	2	14	7	4	0	3	23
10 Abrom*	4-13	0-0	2-2	2-2-4	0	10	2	1	0	1	14
4 Ferguson	4-6	4-6	0-0	0-1-1	0	12	2	0	1	1	26
2 Carmon	2-3	0-1	4-4	0-0-0	4	8	0	4	0	0	18
20 Gault	1-2	0-1	1-2	0-1-1	3	3	0	0	0	0	11
22 Hernandez	1-3	0-1	0-0	0-3-3	4	2	0	2	0	0	14
42 Galogaza	1-4	0-1	0-0	0-2-2	5	2	0	1	0	1	10
0 McCoy	2-5	1-4	2-4	0-0-0	2	7	0	1	0	0	12
24 Richard	0-3	0-0	0-0	0-1-1	4	0	0	2	0	0	14
TEAM				4-0-4							0
Totals.....	25-60	8-22	16-20	7-17-24	34	74	14	18	2	8	200

WAKE	fg	3fg	ft	o-d-t	pf	TP	a	to	bs	s	mp
10 Hoard*	6-13	0-1	7-8	4-5-9	0	19	1	2	0	0	22
30 Sarr*	4-9	0-0	8-9	7-6-13	1	16	2	2	2	2	26
0 Childress*	3-5	2-4	4-4	0-3-3	1	12	2	5	0	2	26
2 Wright*	3-7	0-1	2-4	4-4-4	3	8	2	1	0	0	27
23 Brown*	5-7	2-3	3-4	3-2-5	3	15	1	1	0	0	25
1 Mucius	8-14	0-1	1-4	4-3-7	4	17	1	1	0	1	17
4 Johnson	3-6	0-1	6-8	0-1-1	4	12	3	0	0	3	28
20 Wynn	0-3	0-2	0-2	0-1-1	2	0	0	0	0	0	10
31 Buchanan	0-0	0-0	0-0	0-0-0	0	0	0	0	0	0	2
34 Okeke	0-0	0-0	2-2	0-2-2	0	2	1	0	0	0	2
35 Smart	2-2	0-0	1-2	2-3-5	1	5	0	2	1	1	11
40 Bilas	0-1	0-1	0-0	0-0-0	1	0	0	0	0	0	2
41 Spivey	0-0	0-0	0-0	0-1-1	0	0	0	0	0	0	2
TEAM				2-1-3							0
Totals.....	34-67	4-14	34-47	22-32-54	22	106	13	15	4	7	200

	1st	2nd	Total	FG%	3FG%	FT%
Belmont Abbey	38	36	74	41.7	36.4	80.0
Wake Forest	55	51	106	50.7	28.6	72.3

Points in the paint-BA 30,WF 48. Points off turnovers-BA 14,WF 23.
 2nd chance points-BA 10,WF 31. Fast break points-BA 13,WF 27.
 Bench points-BA 34,WF 36. Score tied-4 times. Lead changed-4 times.
 Largest lead-BA by 2 1st-17:01, WF by 34 2nd-4:51.
 BA led for 00:41. WF led for 37:54. Game was tied for 01:25.
 Officials: Bill Covington, Jr., Anthony Franklin, Les Jones

WAKE FOREST 90 GAME #1
NC A&T 78 Nov. 10, 2018
 LJM Coliseum (5,572)
 Winston-Salem, NC

NC A&T (0-2)	fg	3fg	ft	o-d-t	pf	TP	a	to	bs	s	mp
4 Harris*	4-7	4-7	3-3	1-0-1	4	15	0	1	0	0	25
10 Sylla*	1-1	0-0	0-0	1-0-1	5	2	0	0	0	0	8
1 Edmead*	2-6	1-3	0-0	0-2-2	1	5	2	3	0	0	18
3 Copeland*	4-12	0-3	2-2	0-1-1	0	10	2	1	0	2	33
13 Langley*	2-6	0-0	1-4	3-4-7	3	5	8	1	0	1	19
11 A.Jackson	1-1	0-0	1-2	0-1-1	2	3	0	0	2	0	9
15 Hamilton	1-2	1-1	0-0	0-0-0	0	3	0	0	0	0	6
21 R.Jackson	1-1	0-0	0-0	1-0-1	0	2	0	0	0	1	7
22 Gantz	0-2	0-2	0-0	0-2-2	0	2	1	0	1	1	10
33 Nweke	3-5	0-0	3-4	0-0-0	2	9	0	1	1	0	22
35 Lyons	2-3	0-0	2-2	0-0-0	3	6	0	0	0	0	14
TEAM				2-3-5							0
Totals.....	27-59	11-26	13-19	8-14-22	24	78	15	9	3	5	200

WAKE (1-0)	fg	3fg	ft	o-d-t	pf	TP	a	to	bs	s	mp
10 Hoard*	6-12	0-1	7-10	4-9-13	2	19	3	1	0	0	29
30 Sarr*	3-6	0-0	6-9	7-2-9	3	12	0	5	2	2	29
0 Childress*	4-7	3-5	7-7	0-4-4	2	18	6	1	0	1	36
2 Wright*	4-8	2-4	1-1	0-3-3	1	11	0	2	0	0	28
23 Brown*	4-9	2-4	1-2	1-0-1	3	11	1	2	1	1	29
1 Mucius	5-8	1-2	2-2	2-3-5	1	13	0	2	1	0	21
4 Johnson	2-3	0-0	2-2	0-3-3	1	6	1	0	0	0	14
20 Wynn	0-0	0-0	0-0	0-0-0	0	0	0	0	0	0	1
25 Lewis	0-2	0-1	0-0	0-1-1	1	0	1	1	0	0	8
34 Okeke	0-1	0-0	0-0	2-2-4	1	0	0	0	0	0	5
TEAM				1-0-1							0
Totals.....	28-56	8-17	26-33	17-27-44	15	90	12	14	4	4	200

	1st	2nd	Total	FG%	3FG%	FT%
NC A&T	37	41	78	45.8	42.3	68.4
Wake Forest	46	44	90	50.0	47.1	78.8

Points in the paint-NCAT 32,WF 38. Points off turnovers-NCAT 23,WF 9.
 2nd chance points-NCAT 10,WF 24. Fast break points-NCAT 9,WF 24.
 Bench points-NCAT 41,WF 19. Score tied-3 times. Lead changed-4 times.
 Largest lead-NCAT by 3 1st-17:11, WF by 17 2nd-16:41.
 NCAT led for 03:05. WF led for 34:31. Game was tied for 02:24.
 Officials: Ted Valentine, Roger Ayers, Ron Groover
 Technical Fouls: none

SAINT JOSEPH'S 89 GAME #2
WAKE FOREST 69 Nov. 15, 2018
 HTC Center (1,713)
 Conway, SC

SJU (3-0)	fg	3fg	ft	o-d-t	pf	TP	a	to	bs	s	mp
2 Brown*	8-15	4-8	6-6	2-1-3	0	26	1	1	2	3	36
12 Longpre*	1-1	1-1	1-2	1-5-6	2	4	2	1	0	0	20
33 Funk*	7-9	6-7	0-0	0-2-2	5	20	3	1	0	0	18
0 Kimble*	6-14	2-6	1-2	4-3-7	2	15	5	2	1	1	33
3 Bynum*	5-7	1-2	0-0	0-5-5	1	11	4	0	4	3	32
10 Holston	1-1	0-0	0-0	0-0-0	2	2	0	1	0	0	4
11 Freeman	0-1	0-0	0-0	0-0-0	0	0	0	0	0	0	1
15 Clover	2-5	2-3	0-0	0-1-1	1	6	0	0	0	0	11
20 Muggeo	0-0	0-0	0-0	0-0-0	0	0	0	0	0	0	1
21 Edwards	0-3	0-2	0-0	0-3-3	3	0	0	0	1	0	10
23 Lodge	0-0	0-0	0-0	0-1-1	1	0	0	0	0	0	6
24 Oliva	2-6	0-1	1-2	0-4-4	2	5	5	2	0	3	28
TEAM				0-1-1							0
Totals.....	32-62	16-30	9-12	7-26-33	19	89	20	8	4	12	200

WAKE (1-1)	fg	3fg	ft	o-d-t	pf	TP	a	to	bs	s	mp
10 Hoard*	4-13	2-5	4-4	0-5-5	0	14	1	2	1	1	33
30 Sarr*	1-1	1-1	2-3	3-1-4	3	5	0	5	1	1	22
0 Childress*	4-7	2-4	3-4	0-4-4	0	13	4	2	0	1	36
2 Wright*	2-5	1-2	0-0	0-1-1	3	5	2	1	0	0	17
23 Brown*	2-7	1-2	2-2	1-1-2	0	7	1	3	0	1	29
1 Mucius	4-11	3-7	3-4	1-3-4	0	14	2	0	1	0	130
4 Johnson	3-4	1-2	2-4	0-1-1	3	9	1	0	0	0	18
20 Wynn	0-1	0-1	0-0	0-0-0	0	0	0	0	0	0	3
25 Lewis	0-2	0-1	0-0	1-1-2	1	0	1	0	1	0	7
31 Buchanan	0-0	0-0	2-2	1-0-1	0	2	0	0	0	0	1
34 Okeke	0-0	0-0	0-0	1-0-1	1	0	1	0	0	0	2
40 Bilas	0-0	0-0	0-0	0-0-0	0	0	0	0	0	0	1
41 Spivey	0-0	0-0	0-0	0-0-0	0	0	0	0	0	0	1
TEAM				0-7-7							0
Totals.....	20-51	11-25	18-23	8-24-32	11	69	12	14	2	5	200

	1st	2nd	Total	FG%	3FG%	FT%
Saint Joseph's	46	43	89	51.6	53.3	75.0
Wake Forest	46	23	69	39.2	44.0	78.3

Points in the paint-SJU 22,WF 12. Points off turnovers-SJU 15,WF 7.
 2nd chance points-SJU 13,WF 7. Fast break points-SJU 7,WF 14.
 Bench points-SJU 13,WF 25. Score tied-5 times. Lead changed-11 times.
 Largest lead-SJU by 26 2nd-03:56, WF by 2 1st-19:33.
 SJU led for 33:48. WF led for 03:02. Game was tied for 03:10.
 Officials: Ron Groover, Pat Adams, Craig Murley

WAKE FOREST 66 GAME #3
CS FULLERTON 59 Nov. 16, 2018
 HTC Center (955)
 Conway, SC

WAKE (2-1)	fg	3fg	ft	o-d-t	pf	TP	a	to	bs	s	mp
10 Hoard*	5-13	0-2	5-8	0-7-7	2	15	2	1	2	1	34
30 Sarr*	1-1	0-0	5-5	0-2-2	4	7	1	0	1	0	13
0 Childress*	4-11	3-6	4-5	0-4-4	0	15	5	2	0	2	39
2 Wright*	5-10	1-3	2-3	0-4-4	1	13	0	0	0	1	30
23 Brown*	2-7	2-5	0-0	0-1-1	0	6	2	1	0	1	14
1 Mucius	1-7	0-3	0-0	1-4-5	1	2	1	0	0	0	21
4 Johnson	0-4	0-1	4-4	0-1-1	4	4	1	2	0	1	25
25 Lewis	0-1	0-0	0-0	0-1-1	0	0	1	0	0	1	1
34 Okeke	2-4	0-0	0-0	4-0-4	2	4	1	0	0	0	9
35 Smart	0-1	0-0	0-0	1-0-1	5	0	0	2	2	0	14
TEAM				5-3-8							1
Totals.....	20-59	6-20	20-25	11-27-38	19	66	13	10	5	6	200

CSF (1-3)	fg	3fg	ft	o-d-t	pf	TP	a	to	bs	s	mp
5 Clare*	4-7	1-4	1-2	2-7-9	4	10	0	4	1	0	25
24 Pitts*	0-0	0-0	0-0	0-0-0	1	0	1	1	0	0	6
0 Allman*	4-15	1-6	2-3	0-5-5	1	11	8	0	0	1	37
10 Awoosika*	0-2	0-0	2-2	1-4-5	3	2	1	5	1	1	26
14 Ahmad*	8-18	4-11	0-0	0-3-3	3	20	2	3	0	1	36
1 Smith	2-3	0-0	1-1	0-1-1	2	5	2	1	0	0	22
11 Arnold	1-4	1-3	0-0	0-0-0	1	3	0	0	0	0	5
22 Kuljuhovic	0-0	0-0	0-0	0-0-0	0	0	0	0	0	0	1
33 Wang	0-0	0-0	0-0	0-1-1	5	0	0	0	1	1	14
34 Rowe	2-7	0-2	4-4	2-4							

WAKE FOREST BASKETBALL

2018-19 BOX SCORES

WAKE FOREST 71 WESTERN CAROLINA 64

GAME #6
Nov. 27, 2018
LJVM Coliseum (4,741)
Winston-Salem, NC

WCU (2-6)	fg	3fg	ft	o-d-t	pf	TP	a	to	bs	s	mp
4 Dotson*	5-9	0-0	4-10	3-13-16	4	14	3	6	0	0	33
33 Steger*	4-8	2-6	0-1	1-2-3	5	10	2	0	0	0	22
2 Halvorsen*	4-8	4-7	7-11	0-5-5	4	19	3	1	0	1	36
14 Gibson*	1-7	1-5	1-2	0-1-1	5	4	0	1	0	0	29
21 Thomas*	1-5	1-4	1-4	1-1-2	3	4	2	4	0	1	24
12 Gosselin	3-6	1-3	3-4	1-2-3	5	10	2	1	0	1	30
15 Cottrell	1-3	1-3	0-0	0-1-1	1	3	1	0	0	0	19
44 Sledd	0-1	0-0	0-0	1-2-3	2	0	1	3	0	0	7
TEAM				1-2-3				1			
Totals.....	19-47	10-28	16-32	8-29-37	29	64	12	19	0	3	200

WAKE (4-2)	fg	3fg	ft	o-d-t	pf	TP	a	to	bs	s	mp
10 Hoard*	6-11	0-2	5-6	1-2-3	3	17	0	3	0	1	22
30 Sarr*	0-2	0-0	3-4	2-5-7	3	3	0	1	2	0	26
0 Childress*	6-9	1-2	7-9	0-3-3	3	20	3	2	0	2	35
4 Johnson*	1-5	0-1	3-5	0-3-3	2	5	0	2	0	2	27
23 Brown*	4-7	1-2	5-6	1-3-4	2	14	1	0	0	1	30
1 Mucius	1-5	0-2	0-2	1-3-4	2	2	0	1	0	1	22
2 Wright	2-8	0-1	1-2	1-3-4	1	5	1	1	0	0	21
25 Lewis	0-0	0-0	0-0	0-0-0	1	0	0	0	0	0	3
34 Okeke	0-0	0-0	1-2	0-1-1	3	1	0	0	0	0	3
35 Smart	1-4	0-0	2-2	0-2-2	5	4	1	1	0	0	11
TEAM				0-4-4							
Totals.....	21-51	2-10	27-38	6-29-35	25	71	6	11	2	7	200

	1st	2nd	Total	FG%	3FG%	FT%
Western Carolina	31	33	64	40.4	35.7	50.0
Wake Forest	33	38	71	41.2	20.0	71.1

Points in the paint-WC 18,WF 30. Points off turnovers-WC 11,WF 17.
2nd chance points-WC 5,WF 6. Fast break points-WC 10,WF 12.
Bench points-WC 13,WF 12. Score tied-3 times. Lead changed-6 times.
Largest lead-WC by 2 2nd-14:05, WF by 18 1st-12:40.
WC led for 00:37. WF led for 37:30. Game was tied for 01:53.
Officials: Lee Cassell, Tommy Morrissey, A.J. Desai
Technical Fouls: none

RICHMOND 84 WAKE FOREST 74

GAME #7
Dec. 1, 2018
Robins Center (6,076)
Richmond, VA

WAKE (4-3)	fg	3fg	ft	o-d-t	pf	TP	a	to	bs	s	mp
10 Hoard*	5-11	1-3	0-0	0-6-6	3	11	2	3	0	0	32
30 Sarr*	2-3	0-0	1-2	2-3-5	5	5	1	2	1	0	16
0 Childress*	6-12	3-7	2-3	0-3-3	4	17	3	2	0	0	38
4 Johnson*	1-3	0-1	3-3	1-2-3	1	5	2	2	0	1	20
23 Brown*	5-11	2-7	4-5	2-2-4	1	16	1	0	0	0	33
1 Mucius	6-9	1-2	4-6	3-4-7	3	17	1	1	1	0	28
2 Wright	1-4	1-2	0-0	2-1-3	2	3	0	2	0	0	14
25 Lewis	0-1	0-0	0-0	0-0-0	0	0	0	1	0	0	2
34 Okeke	0-0	0-0	0-0	0-1-1	1	0	0	1	0	0	5
35 Smart	0-1	0-0	0-0	0-1-1	0	0	1	0	0	0	12
TEAM				1-1-2							
Totals.....	26-55	8-22	14-19	11-24-35	20	74	11	15	2	1	200

UR (3-5)	fg	3fg	ft	o-d-t	pf	TP	a	to	bs	s	mp
33 Golden*	10-20	1-5	3-4	0-3-3	2	24	3	1	0	1	32
0 Gilyard*	4-12	0-5	6-6	0-1-1	1	14	9	1	0	5	38
11 Wojcik*	0-3	0-3	0-0	0-3-3	0	3	0	0	0	0	25
32 Johnson*	2-3	2-3	4-4	0-0-0	1	10	2	1	1	0	27
4 Cayo*	6-7	0-0	5-7	0-3-3	2	17	2	0	0	2	28
2 Koureissi	2-4	0-2	0-0	0-1-1	1	4	2	0	0	0	8
15 Grace	1-1	0-0	0-0	0-1-1	1	2	0	0	0	0	8
22 Gustavson	2-2	1-1	0-0	0-0-0	5	5	0	0	0	1	18
24 Yates	3-4	2-3	0-0	1-4-5	1	8	1	0	0	0	16
TEAM				2-2-4							
Totals.....	30-56	6-22	18-21	3-18-21	17	84	21	3	1	9	200

	1st	2nd	Total	FG%	3FG%	FT%
Wake Forest	37	37	74	47.3	36.4	73.7
Richmond	38	46	84	53.6	27.3	85.7

Points in the paint-UR 42,WF 24. Points off turnovers-UR 28,WF 2.
2nd chance points-UR 2,WF 13. Fast break points-UR 13,WF 9.
Bench points-UR 19,WF 20. Score tied-3 times. Lead changed-3 times.
Largest lead-UR by 12 2nd-00:36, WF by 3 1st-19:43.
UR led for 35:12. WF led for 02:28. Game was tied for 02:20.
Officials: Brian O'Connell, Mark Schnur, Jerry Heater
Technical Fouls: none

WAKE FOREST 80 CHARLOTTE 56

GAME #8
Dec. 6, 2018
LJVM Coliseum (5,248)
Winston-Salem, NC

CHAR (2-5)	fg	3fg	ft	o-d-t	pf	TP	a	to	bs	s	mp
15 Supica*	4-6	0-0	0-0	3-0-3	5	8	0	0	0	0	19
20 Mangum*	2-8	1-4	0-1	0-5-5	3	5	0	3	3	1	33
2 McGill*	1-3	0-1	0-1	0-3-3	3	2	0	2	0	1	22
3 Davis*	6-13	1-4	8-11	0-4-4	1	21	4	4	0	1	38
12 Martin*	1-10	0-5	1-2	1-7-8	2	3	2	1	1	1	38
0 Haslem	2-3	0-0	0-0	1-1-2	5	4	0	2	2	0	17
11 Blight	1-1	0-0	0-0	0-0-0	0	2	0	0	0	0	1
21 Kitoko	0-2	0-2	0-0	0-1-1	0	0	0	0	0	0	5
22 Younger	5-9	1-2	0-0	2-3-5	3	11	0	2	1	0	27
TEAM				0-0-0							
Totals.....	22-55	3-18	9-15	7-24-31	22	56	6	14	7	4	200

WAKE (5-3)	fg	3fg	ft	o-d-t	pf	TP	a	to	bs	s	mp
10 Hoard*	5-8	0-1	2-5	1-7-8	0	12	0	2	0	0	23
35 Smart*	0-0	0-0	1-2	1-1-2	3	1	0	1	2	0	11
0 Childress*	4-9	1-5	4-6	0-5-5	1	13	4	2	0	4	32
4 Johnson*	2-5	1-3	0-0	0-2-2	1	5	1	1	0	1	27
23 Brown*	4-7	1-3	5-6	2-3-5	1	14	3	1	1	1	30
1 Mucius	6-10	2-5	2-2	3-1-4	0	16	1	0	0	1	23
2 Wright	2-6	1-2	0-0	1-2-3	2	5	1	0	0	0	21
20 Wynn	0-1	0-0	0-0	0-1-1	0	0	0	0	0	0	3
25 Lewis	0-0	0-0	0-0	0-0-0	0	0	0	0	0	0	1
30 Sarr	4-12	0-2	6-8	4-5-9	4	14	0	1	1	0	20
31 Buchanan	0-2	0-0	0-0	1-0-1	0	0	0	0	0	0	1
34 Okeke	0-1	0-0	0-0	0-0-0	2	0	0	0	0	1	6
40 Bilas	0-0	0-0	0-0	0-0-0	0	0	0	0	0	0	1
41 Spivey	0-0	0-0	0-0	0-0-0	0	0	1	0	0	0	1
TEAM				1-2-3							
Totals.....	27-61	6-21	20-29	14-29-43	14	80	11	8	5	7	200

	1st	2nd	Total	FG%	3FG%	FT%
Charlotte	22	34	56	40.0	16.7	60.0
Wake Forest	32	48	80	44.3	28.6	69.0

Points in the paint-CHA 32,WF 28. Points off turnovers-CHA 5,WF 12.
2nd chance points-CHA 11,WF 18. Fast break points-CHA 9,WF 17.
Bench points-CHA 17,WF 35. Score tied-2 times. Lead changed-1 time.
Largest lead-CHA by 4 1st-17:29, WF by 26 2nd-00:57.
CHA led for 02:55. WF led for 35:20. Game was tied for 01:45.
Officials: Jamie Luckie, Doug Simons, Kipp Kissinger
Technical Fouls: none

WAKE FOREST 67 DAVIDSON 63

GAME #9
Dec. 17, 2018
LJVM Coliseum (6,149)
Winston-Salem, NC

DAV (8-3)	fg	3fg	ft	o-d-t	pf	TP	a	to	bs	s	mp
35 Brajkovic*	9-16	1-2	0-2	3-11-14	1	19	0	3	2	0	35
3 Gudmunsson*	7-12	2-4	5-6	0-2-2	0	21	6	3	0	1	40
20 Pritchett*	3-8	1-4	2-2	0-3-3	4	9	2	1	0	0	38
24 Collins*	1-4	1-3	0-0	2-1-3	5	3	1	0	0	1	25
34 Frampton*	2-9	1-7	1-2	1-8-9	4	6	2	1	0	2	35
5 Wynter	0-0	0-0	0-0	0-0-0	2	0	1	0	0	0	+
25 Jones	0-0	0-0	0-0	0-0-0	0	0	0	1	0	0	2
32 Boachie-Adjo	0-0	0-0	0-0	0-0-0	0	0	0	0	0	0	+
43 Kovacevic	1-2	0-0	0-0	0-1-1	3	2	0	1	0	0	3
53 Czerapowicz	1-4	1-4	0-0	0-0-0	1	3	0	0	0	0	22
TEAM				1-0-1							
Totals.....	24-55	7-24	8-12	7-26-33	20	63	13	10	3	4	200

WAKE (6-3)	fg	3fg	ft	o-d-t	pf	TP	a	to	bs	s	mp
10 Hoard*	7-12	2-3	0-1	0-1-1	2	16	2	1	1	0	29
35 Smart*	2-3	0-0	0-0	1-5-6	3	4	0	1	0	0	18
0 Childress*	4-10	3-5	5-9	0-2-2	1	16	4	2	0	0	38
4 Johnson*	3-6	0-0	4-4	0-4-4	2	10	4	1	0	0	34
23 Brown*	4-10	2-5	3-4	0-8-8	2	13	2	1	0	0	28
1 Mucius	0-1	0-1	0-2	1-2-3	1	0	1	1	0	0	19
2 Wright	0-3										

WAKE FOREST BASKETBALL

2018-19 BOX SCORES

WAKE FOREST	83	GAME #12
CORNELL	61	Jan. 2, 2019
		LJVM Coliseum (4,878)
		Winston-Salem, NC

CU (6-8)	fg	3fg	ft	o-d-t	pf	TP	a	to	bs	s	mp
4 Whiteside*	1-4	0-2	0-0	0-2-2	1	2	0	1	0	1	9
22 Warren*	2-4	0-1	1-2	0-3-3	3	5	6	1	1	0	25
33 Julian*	0-3	0-1	0-0	2-6-8	1	0	4	1	0	0	32
10 Morgan*	6-14	2-9	8-10	0-1-1	4	22	2	2	0	0	27
11 McBride*	0-0	0-0	0-0	0-1-1	2	0	0	2	0	1	13
2 Kuhn	5-10	2-6	0-0	0-1-1	1	12	0	0	0	0	20
3 Boenheim	3-7	2-3	3-5	1-1-2	4	11	0	0	0	2	24
5 Knappp	0-1	0-1	0-0	0-0-0	0	0	1	0	0	0	13
12 Dickson	1-1	0-0	0-0	0-1-1	0	2	0	0	0	0	1
13 McCarty	0-1	0-1	0-0	0-0-0	0	0	0	0	0	0	1
21 Voss	0-2	0-1	0-0	0-1-1	2	0	0	1	0	0	5
23 Davis	2-6	0-1	1-3	0-3-3	2	5	0	0	0	0	19
24 Samberg	0-0	0-0	0-0	0-0-0	0	0	0	0	0	0	1
25 Noll	1-2	0-0	1-1	0-0-0	2	2	2	0	0	1	8
50 Mack	0-1	0-0	0-0	0-0-0	0	0	0	0	0	0	2
TEAM				2-0-2							1

Totals.....	21-56	6-26	13-21	5-20-25	22	61	15	9	1	5	200
-------------	-------	------	-------	---------	----	----	----	---	---	---	-----

WAKE (7-5)	fg	3fg	ft	o-d-t	pf	TP	a	to	bs	s	mp
10 Hoard*	9-15	0-1	5-6	6-9-15	2	23	2	2	1	0	32
35 Smart*	3-3	0-0	0-1	2-3-5	2	6	0	0	0	1	15
0 Childress*	4-8	0-3	6-8	1-5-6	3	14	5	3	0	0	33
4 Johnson*	0-1	0-0	1-2	0-2-2	5	1	0	1	0	1	12
23 Brown*	4-11	2-5	2-2	1-5-6	3	12	2	2	1	1	33
1 Mucius	2-7	0-1	0-0	3-5-8	1	4	1	0	0	1	24
2 Wright	5-6	0-1	1-2	0-1-1	1	11	1	2	0	0	20
20 Wynn	1-4	1-3	0-0	0-3-3	0	3	1	0	1	0	8
30 Sarr	3-5	0-0	1-1	0-3-3	0	7	0	0	0	0	19
31 Buchanan	0-0	0-0	0-0	0-0-0	0	0	0	0	0	0	1
34 Okeke	0-1	0-0	0-0	1-0-1	0	0	0	0	0	0	1
40 Bilas	1-1	0-0	0-0	0-0-0	0	2	0	0	0	0	1
41 Spivey	0-0	0-0	0-0	0-0-0	0	0	0	0	0	0	1
TEAM				0-0-0							1

Totals.....	32-62	3-14	16-22	14-36-50	17	83	12	10	4	3	200
-------------	-------	------	-------	----------	----	----	----	----	---	---	-----

	1st	2nd	Total	FG%	3FG%	FT%
Cornell	22	39	61	37.5	23.1	61.9
Wake Forest	37	46	83	51.6	21.4	72.7

MIAMI	76	GAME #15
WAKE FOREST	65	Jan. 12, 2019
		Watsco Center (7,197)
		Coral Gables, Fla.

WAKE (7-8, 0-3)	fg	3fg	ft	o-d-t	pf	TP	a	to	bs	s	mp
10 Hoard*	3-12	0-0	0-0	4-7-11	5	6	0	4	0	0	34
35 Smart*	2-3	0-0	0-0	2-3-5	1	4	0	0	0	0	14
0 Childress*	2-12	2-9	5-5	1-2-3	4	11	7	2	0	4	39
2 Wright*	2-7	1-5	0-0	1-1-2	2	5	1	1	0	0	28
23 Brown*	9-15	2-5	2-3	2-1-3	4	22	0	2	0	1	26
1 Mucius	2-5	0-3	0-0	1-2-3	1	4	0	1	0	0	19
4 Johnson	0-5	0-3	0-0	0-1-1	0	0	2	0	0	0	14
20 Wynn	4-9	2-7	1-1	1-0-1	2	11	0	0	0	2	12
30 Sarr	1-5	0-1	0-0	2-2-4	1	2	1	2	0	0	14
TEAM				4-2-6							1

Totals.....	25-73	7-33	8-9	18-21-39	20	65	11	12	0	7	200
-------------	-------	------	-----	----------	----	----	----	----	---	---	-----

UM (9-7, 1-3)	fg	3fg	ft	o-d-t	pf	TP	a	to	bs	s	mp
15 Izundu*	5-7	0-0	1-2	3-8-11	4	11	3	4	1	1	28
0 Lykes*	5-11	1-4	14-14	0-2-2	1	25	4	2	0	0	35
3 Lawrence*	1-3	1-2	0-1	0-2-2	4	3	2	6	2	1	24
5 Johnson*	2-7	2-5	2-2	0-5-5	1	8	3	0	1	2	34
13 Mack*	3-7	2-5	1-2	0-3-3	1	9	1	3	1	1	27
1 Vasiljevic	5-9	4-8	0-0	0-4-4	1	14	0	0	0	0	26
21 Waardenburg	2-4	1-1	1-2	3-6-9	0	6	3	0	0	0	26
TEAM				0-1-1							1

Totals.....	23-48	11-25	19-23	6-31-37	12	76	16	15	5	5	200
-------------	-------	-------	-------	---------	----	----	----	----	---	---	-----

	1st	2nd	Total	FG%	3FG%	FT%
Wake Forest	33	32	65	34.2	21.2	88.9
Miami	32	44	76	47.9	44.0	82.6

GEORGIA TECH	92	GAME #13
WAKE FOREST	79	Jan. 5, 2019
		McCarmish Pavilion (6,397)
		Atlanta, GA

WAKE (7-6, 0-1)	fg	3fg	ft	o-d-t	pf	TP	a	to	bs	s	mp
10 Hoard*	6-15	0-1	7-9	3-5-8	3	19	2	3	0	1	35
35 Smart*	2-4	0-0	0-0	1-1-2	2	4	0	2	0	0	16
0 Childress*	8-15	7-10	5-5	0-1-1	3	28	3	1	0	0	39
4 Johnson*	3-3	1-1	1-2	0-0-0	4	8	2	4	0	0	19
23 Brown*	4-13	1-5	1-2	4-2-6	5	10	0	2	1	2	31
1 Mucius	0-7	0-4	0-0	2-3-5	0	0	0	1	0	0	15
2 Wright	3-6	0-1	0-0	0-1-1	2	6	1	0	0	2	24
20 Wynn	0-0	0-0	0-0	0-0-0	0	0	0	0	0	0	21
30 Sarr	1-5	0-0	2-4	1-4-5	4	4	2	0	1	1	0+
TEAM				3-2-5							2

Totals.....	27-68	9-22	16-22	14-19-33	23	79	10	13	2	6	200
-------------	-------	------	-------	----------	----	----	----	----	---	---	-----

GT (9-5, 1-0)	fg	3fg	ft	o-d-t	pf	TP	a	to	bs	s	mp
5 Wright*	3-7	0-1	0-0	1-4-5	2	6	3	1	1	1	20
12 Moore*	0-0	0-0	6-6	0-2-2	2	6	2	2	0	2	18
1 Banks*	9-11	0-0	2-3	1-3-4	2	20	2	3	3	0	35
0 Devoe*	4-6	3-4	5-8	1-3-4	3	16	4	2	0	1	34
10 Alvarado*	3-9	1-6	6-6	0-4-4	2	13	7	0	2	2	37
3 Cole	4-5	1-2	0-0	0-4-4	4	9	0	1	2	1	15
4 Alston	4-7	0-3	6-6	0-0-0	2	14	1	1	0	0	20
13 Haywood	1-4	1-4	2-2	1-1-2	2	5	1	0	0	3	11
34 Gueye	1-3	0-0	1-3	1-1-2	2	3	0	2	2	1	10
TEAM				1-4-5							2

Totals.....	29-52	6-20	28-34	6-26-32	19	92	20	12	8	11	200
-------------	-------	------	-------	---------	----	----	----	----	---	----	-----

	1st	2nd	Total	FG%	3FG%	FT%
Wake Forest	28	51	79	39.7	40.9	72.7
Georgia Tech	33	59	92	55.8	30.0	82.4

Points in the paint-GT 34, WF 28. Points off turnovers-GT 14, WF 16.
2nd chance points-GT 9, WF 15. Fast break points-GT 15, WF 20.
Bench points-GT 31, WF 10. Score tied-1 times. Lead changed-0 times.
Largest lead-GT by 14 2nd-02:06, WF none.
GT led for 38:51. WF led for 00:00. Game was tied for 01:09.
Officials: Brian Dorsey, Tony Henderson, Tony Greene
Technical Fouls: none

#1 DUKE	87	GAME #14
WAKE FOREST	65	Jan. 8, 2019
		LJVM Coliseum (14,268)
		Winston-Salem, NC

DUKE (13-1, 2-0)	fg	3fg	ft	o-d-t	pf	TP	a	to	bs	s	mp
1 Williamson*13-16	3-4	1-1	3-7-10	2	30	5	4	1	4	4	32
2 Reddish*	4-9	2-7	0-0	0-2-2	4	10	1	4	2	0	20
5 Barrett*	8-17	2-6	3-6	0-1-1	1	21	7	4	0	0	33
12 DeLaurier*	3-3	0-0	2-6	4-5-9	2	8	0	0	3	0	19
3 Jones*	3-7	0-1	0-0	2-0-2	2	6	7	1	0	1	34
14 Goldwire	0-1	0-1	0-0	0-0-0	2	0	0	0	0	0	6
15 O'Connell	0-1	0-1	0-1	0-1-1	1	0	1	1	0	1	12
20 Bolden	5-6	0-1	2-2	3-3-6	4	12	1	2	1	2	20
41 White	0-2	0-2	0-0	0-8-8	4	0	2	2	5	0	24
TEAM				1-2-3							2

Totals.....	36-62	7-23	8-16	13-29-42	22	87	24	17	13	7	200
-------------	-------	------	------	----------	----	----	----	----	----	---	-----

WAKE (7-7, 0-2)	fg	3fg	ft	o-d-t	pf	TP	a	to	bs	s	mp
10 Hoard*	5-11	0-3	3-5	5-4-9	1	13	0	4	0	2	31
35 Smart*	2-2	0-0	1-1	1-0-1	2	5	0	0	0	0	14
0 Childress*	3-9	2-4	4-5	0-1-1	2	12	3	2	0	1	36
4 Johnson*	0-6	0-1	0-0	0-0-0	2	0	1	2	0	2	16
23 Brown*	2-10	0-2	5-6	2-3-5	3	9	2	1	0	0	26
1 Mucius	4-10	1-3	0-0	0-1-1	0	9	0	1	0	0	23
2 Wright	4-13	0-3	4-8	2-3-5	2	12	0	3	0	0	30
20 Wynn	0-1	0-1	0-0	0-0-0	0	0	0	0	0	0	1
30 Sarr	2-3	1-1	0-1	5-4-9	4	5	0	2	0	0	23
TEAM				4-2-6							1

Totals.....	22-65	4-18	17-28	19-18-37	16	65	6	6	5	0	200
-------------	-------	------	-------	----------	----	----	---	---	---	---	-----

	1st	2nd	Total	FG%	3FG%	FT%
Duke	42	45	87	58.1	30.4	50.0
Wake Forest	34	31	65	33.8	22.2	60.7

Points in the paint-DU 58, WF 22. Points off turnovers-DU 19, WF 19.
2nd chance points-DU 16, WF 14. Fast break points-DU 14, WF 9.
Bench points-DU 12,

WAKE FOREST BASKETBALL

UPDATED RECORD BOOK

CAREER 3-POINTERS

1. Randolph Childress (1991, 93-95)	329
2. Justin Gray (2003-06)	319
3. Robert O'Kelley (1998-01)	288
4. Craig Dawson (1999-02)	255
5. Tony Rutland (1995-98)	248
6. Mitchell Wilbekin (2015-18)	197
7. Taron Downey (2002-05)	184
8. Bryant Crawford (2016-18)	167
9. C.J. Harris (2010-13)	162
10. Rusty LaRue (1993-96)	151
11. Harvey Hale (2006-09)	129
12. Steven Goolsby (1995-98)	127
13. Dinos Mitoglou (2015-17)	123
14. Travis McKie (2011-14)	121
15. Jerry Braswell (1995-98)	117
16. Cal Boyd (1986-89)	116
17. Broderick Hicks (1999-02)	110
18. Josh Howard (2000-03)	109
19. Brandon Childress (2017-pres.)	105
20. Derrick McQueen (1989-92)	99

ACC CAREER FATHER-SON SCORING

1. Childress	Randolph (WF '95)/Brandon (WF) 2957
2. Oliver/Tokoto	Brian (GT '90)/J.P. (UNC '15) 2570
3. Stith	Bryant (UVA '92)/B.J. (UVA '15) 2529
4. Sampson	Ralph (UVA '83)/Robert (GT '15) 2398
5. Grant	Harvey (CU '85)/Jerai (CU '11), Jerami (SU '14) & Jerian (ND '15) 2242
6. Warren	Tony (NCSU '79)/T.J. (NCSU '14) 2121
7. Crotty	John (UNC '60)/John (UVA '91) 1713
8. Smith	Kenny (UNC '87)/K.J. (UNC) 1653
9. Graham	Ernest (MD '81)/Jonathan (MD '14) 1653
10. Shaffer	Lee (UNC '60)/Dean (UNC '81) & David (Clem '84) 1529
11. Corchiani	Chris (NCSU '91)/Chris, Jr. (NCSU '17) 1435
12. Salvadori	Al (SC '67)/Kevin (UNC '94) 1427
13. Wright	Sharone (Clem '94)/Sharone, Jr (WF) 1426
14. Melchionni	Gary (Duke '73)/Lee (Duke '06) 1324
15. Harlicka	Skip (SC '68), Todd (GT '95) 1238
16. Buckley	Jay (Duke '64)/Clay (Duke '91) 1074
17. Bilas	Jay (Duke '86)/Anthony (WF) 1064

DOUBLE-TIME

DOUBLE-DOUBLES	2018-19	CAREER	STREAK
Jaylen Hoard	4	4	1
Torry Johnson	-	1%	-
Ikenna Smart	-	1%	-

DOUBLE-FIGURE PTS	2018-19	CAREER	STREAK
Brandon Childress	16	34	17
Jaylen Hoard	14	14	1
Chaundee Brown	10	19	-
Sharone Wright, Jr.	6	6	-
Isaiah Mucius	5	5	-
Torry Johnson	3	32%	1
Olivier Sarr	2	2	-
Michael Wynn	1	1	-
Ikenna Smart	-	4%	-

DOUBLE-FIGURE REBS	2017-18	CAREER	STREAK
Jaylen Hoard	5	5	2
Ikenna Smart	-	2%	-
Torry Johnson	-	1%	-

BIG-TIME PERFORMANCES

20-POINT GAMES	2017-18	CAREER	STREAK
Brandon Childress	3	3	-
Jaylen Hoard	2	2	-
Chaundee Brown	1	5	-
Torry Johnson	-	6%	-

15-REBOUND GAMES	2017-18	CAREER	STREAK
Jaylen Hoard	2	2	-

% Johnson and Smart's career totals include previous school

COUNT IT ... AND THE FOUL

AND ONES*	2018-19	CAREER
Jaylen Hoard	6	6
Sharone Wright, Jr.	5	5
Brandon Childress	5 (3)	15 (5)
Olivier Sarr	4	5
Torry Johnson	3	3
Chaundee Brown	1	4
Ikenna Smart	1	1
Michael Wynn	1	1

** made FG while fouled, followed by a made FT
(#) four-point plays*

WAKE FOREST BASKETBALL

MISCELLANEOUS STATS

LARGEST LEAD AT ANY TIME:	26 (80-54) vs. Charlotte (Dec. 6)
LARGEST DEFICIT AT ANY TIME:	28 (53-81) vs. Duke (Jan. 8)
LARGEST DEFICIT OVERCOME TO WIN:	6, twice
LARGEST LEAD SURRENDERED IN A LOSS:	14 (71-57) vs. Houston Baptist (Nov. 23)
LARGEST HALFTIME LEAD:	15, twice
LARGEST HALFTIME DEFICIT:	12 (30-42), at Tennessee (Dec. 22)
LARGEST HALFTIME DEFICIT OVERCOME TO WIN:	1 (24-25) vs. Cal State Fullerton (Nov. 16)
LARGEST HALFTIME LEAD SURRENDERED IN A LOSS:	4 (39-35) vs. Houston Baptist (Nov. 23)
MOST CONSECUTIVE POINTS SCORED:	13, twice
MOST CONSECUTIVE POINTS ALLOWED:	15, twice

SPECIALTY STATS

POINTS OFF TURNOVERS	WAKE FOREST	OPPONENT
Average	12.1	13.8
High	19 vs. Duke (Jan. 8)	28 by Richmond (Dec. 1)
Low	2 at Richmond (Dec. 1)	5 by Charlotte (Dec. 6)
2ND CHANCE POINTS	WAKE FOREST	OPPONENT
Average	13.6	8.7
High	24, twice	21 by Houston Baptist (Nov. 23)
Low	2 vs. Davidson (Dec. 17)	1 by Davidson (Dec. 17)
POINTS IN THE PAINT	WAKE FOREST	OPPONENT
Average	28.5	32.6
High	48 vs. Cornell (Jan. 2)	58 by Duke (Jan. 8)
Low	12 vs. St. Joes (Nov. 15)	18 by Western Carolina (Nov. 27)
FAST BREAK POINTS	WAKE FOREST	OPPONENT
Average	13.6	10.9
High	31 vs. Gardner-Webb (Dec. 29)	18 by Gardner-Webb (Dec. 29)
Low	2 vs. CS Fullerton (Nov. 16)	0 by Miami (Jan. 12)
BENCH POINTS	WAKE FOREST	OPPONENT
Average	18.9	19.3
High	35 vs. Charlotte (Dec. 6)	41 by NC A&T (Nov. 10)
Low	8 vs. Davidson (Dec. 17)	5 by Davidson (Dec. 17)

DEMON DEACON GAME LEADERS

POINTS	2018-19	CAREER	REBOUNDS	2018-19	CAREER
Hoard	8	8	Hoard	10	10
Childress	7	9	Sarr	3	5
Mucius	3	3	Brown	3	4
Brown	2	3	Mucius	1	1
			Okeke	-	1
ASSISTS	2018-19	CAREER	STEALS	2018-19	CAREER
Childress	16	27	Childress	10	30
Johnson	1	1	Brown	4	6
Brown	-	2	Hoard	4	4
			Johnson	4	4
BLOCKS	2018-19	CAREER	Sarr	3	4
Sarr	8	16	Mucius	2	2
Hoard	6	6	Smart	1	1
Brown	3	6	Wright	1	1
Smart	3	3	Okeke	-	1
Mucius	1	1			
Wynn	1	1			
Okeke	-	2			

WAKE FOREST'S RECORD...

Home.....	6-3
Road.....	0-4
Neutral.....	2-1
Ranked Opponent (either AP or Coaches).....	1-2
Unranked Opponent.....	7-6
Leads at halftime.....	6-3
Trails at halftime.....	1-4
Tied at halftime.....	0-1
Goes into overtime.....	0-1
Leads by 10 or more points.....	7-1
Trails by 10 or more points.....	0-7
Shoots 50% or better.....	2-1
Shoots less than 50%.....	6-7
Shoots less than 45%.....	5-6
Shoots less than 40%.....	1-5
Opponent shoots 50% or better.....	0-5
Opponent shoots less than 50%.....	8-3
Opponent shoots less than 45%.....	7-2
Opponent shoots less than 40%.....	3-1
Has higher FG% than opponent.....	7-1
Has lower FG% than opponent.....	1-7
Has same FG% as opponent.....	0-0
Outrebounds its opponent.....	5-4
Outrebounded by opponent.....	3-4
Has same rebounds as opponent.....	0-0
Has more offensive rebounds than opponent.....	5-6
Has fewer offensive rebounds than opponent.....	3-1
Has same offensive rebounds as opponent.....	0-1
Has fewer turnovers than opponent.....	3-2
Has more turnovers than opponent.....	4-6
Has same turnovers as opponent.....	1-0
Has fewer than 10 turnovers.....	1-1
Opponent has fewer than 10 turnovers.....	3-3
Shoots more FTs than opponent.....	8-4
Shoots fewer FTs than opponent.....	0-4
Shoots the same FTs as opponent.....	0-0
Has game decided by 10 points or less.....	5-3
Has game decided by 5 points or less.....	2-2
Scores <60 points.....	0-0
Scores 60-69 points.....	3-5
Scores 70-79 points.....	2-2
Scores 80-89 points.....	2-0
Scores 90+ points.....	1-1
Allows <60 points.....	2-0
Allows 60-69 points.....	5-0
Allows 70-79 points.....	1-2
Allows 80-89 points.....	0-4
Allows 90+ points.....	0-2
Wins the tip.....	6-5
Loses the tip.....	2-3
White uniforms.....	1-2
White "Deacons" uniforms.....	0-1
Black uniforms.....	2-4
Gold uniforms.....	2-0
Grey uniforms.....	3-1



BRANDON CHILDRESS

GUARD | JUNIOR | 6-0 | 190 | WINSTON-SALEM, NC | WESLEYAN CHRISTIAN ACADEMY

16.1 PPG | 4.3 APG | 3.6 RPG | 44% FG | 43% 3FG | 79% FT | 36.8 MPG

SEASON/CAREER HIGHS

POINTS

Career: 28, at Georgia Tech (1/5/19)

Season: 28, at Georgia Tech (1/5/19)

REBOUNDS

Career: 9, vs. NC State (1/15/19)

Season: 9, vs. NC State (1/15/19)

FIELD GOALS

Career: 8, at Georgia Tech (1/5/19)

Season: 8, at Georgia Tech (1/5/19)

FIELD GOAL ATTEMPTS

Career: 16, vs. Virginia Tech (1/10/18)

Season: 15, at Georgia Tech (1/5/19)

3-POINTERS

Career: 7, at Georgia Tech (1/5/19)

Season: 7, at Georgia Tech (1/5/19)

3-POINT ATTEMPTS

Career: 10, at Georgia Tech (1/5/19)

Season: 10, at Georgia Tech (1/5/19)

FREE THROWS

Career: 9, 2x - last vs. Houston Baptist (11/23/18)

Season: 9, vs. Houston Baptist (11/23/18)

FREE THROW ATTEMPTS

Career: 11, vs. Gardner-Webb (12/29/18)

Season: 11, vs. Gardner-Webb (12/29/18)

ASSISTS

Career: 9, vs. Georgia Southern (11/10/17)

Season: 7, at Miami (1/12/19)

TURNOVERS

Career: 5, 3x - last vs. Houston Baptist (11/23/18)

Season: 5, vs. Houston Baptist (11/23/18)

BLOCKS

Career: 1, 2x - last vs. Florida State (1/31/18)

Season: --

STEALS

Career: 4, 5x - last at Miami (1/12/19)

Season: 4, 4x - last at Miami (1/12/19)

MINUTES

Career: 44, vs. Houston Baptist (11/23/18)

Season: 44, vs. Houston Baptist (11/23/18)

SEASON HIGHLIGHTS

- Had 11 points, a season-high seven assists and four steals at Miami (Jan. 12)
- Set career-highs of 28 points and seven 3-pointers at Georgia Tech (Jan. 5)
- Had 14 points, six rebounds and five assists vs. Cornell (Jan. 2)
- Had 18 points and four steals vs. Gardner-Webb (Dec. 29)
- Had 14 points and five assists at No. 3 Tennessee (Dec. 22)
- Had 16 points and four assists vs. Davidson (Dec. 17)
- Had 13 points, five rebounds and four steals vs. Charlotte (Dec. 6)
- Scored 17 points at Richmond (Dec. 1)
- Had 20 points vs. Western Carolina (Nov. 27)
- Scored 27 points vs. Houston Baptist (Nov. 23)
- Had 15 points and five assists vs. Cal State Fullerton (Nov. 16)
- Had 18 points and had six assists vs. NC A&T (Nov. 10)

GAME-BY-GAME STATS

Opponent	MP	FG-A	3G-A	FT-A	O-D-T	PF	A	TO	BS	ST	TP
NC A&T*	36	4-7	3-5	7-7	0-4-4	2	6	1	0	1	18
vs. Saint Joseph's*	36	4-7	2-4	3-4	0-4-4	0	4	2	0	1	13
vs. CS Fullerton*	39	4-11	3-6	4-5	0-4-4	0	5	2	0	2	15
vs. Valparaiso*	34	3-5	3-5	3-3	0-1-1	2	5	4	0	1	12
Houston Baptist*	44	7-13	4-8	9-10	0-5-5	3	5	5	0	4	27
Western Carolina*	35	6-9	1-2	7-9	0-3-3	3	3	2	0	2	20
at Richmond*	38	6-12	3-7	2-3	0-3-3	4	3	2	0	0	17
Charlotte*	32	4-9	1-5	4-6	0-5-5	1	4	2	0	4	13
Davidson*	38	4-10	3-5	5-9	0-2-2	1	4	2	0	0	16
at Tennessee*	36	4-11	3-9	3-5	1-2-3	3	5	1	0	2	14
Gardner-Webb*	38	4-11	2-6	8-11	0-3-3	4	3	1	0	4	18
Cornell*	33	4-8	0-3	6-8	1-5-6	3	5	3	0	0	14
at Georgia Tech*	39	8-15	7-10	5-5	0-1-1	3	3	1	0	0	28
Duke*	36	3-9	2-4	4-5	0-1-1	2	3	2	0	1	12
at Miami*	39	2-12	2-9	5-5	1-2-3	4	7	2	0	4	11
NC State*	35	4-11	0-3	2-3	2-7-9	2	4	3	0	2	10

* game started

CAREER STATISTICS

Year	G-GS	Min-Avg.	FG-FGA	Pct.	3FG-3FGA	Pct.	FT-FTA	Pct.	Off-Def.	Reb-Avg.	PF-DQ	Ast	TO	Blk	Stl	Pts-Avg
2016-17	33-0	710-21.5	63-177	.356	27-77	.351	65-84	.774	6-65	71-2.2	54-0	71	47	1	27	218-6.6
ACC	18-0	407-22.6	37-98	.378	14-43	.326	33-47	.702	2-38	40-2.2	24-0	38	21	1	15	121-6.7
2017-18	30-5	786-26.2	86-227	.379	39-103	.379	62-74	.838	13-67	80-2.7	63-0	109	61	1	29	273-9.1
ACC	18-5	500-27.8	50-145	.345	24-64	.375	37-44	.841	9-40	49-2.7	38-0	67	36	1	17	161-8.9
2018-19	16-16	588-36.8	71-160	.444	39-91	.429	77-98	.786	5-52	57-3.6	37-0	69	35	0	28	258-16.1
ACC	4-4	149-37.2	17-47	.362	11-26	.423	16-18	.889	3-11	14-3.5	11-0	17	8	0	7	61-15.3
CAREER	79-21	2084-26.4	220-564	.390	105-271	.387	204-256	.797	24-184	208-2.6	154-0	249	143	2	84	749-9.5
ACC	40-9	1056-26.4	104-290	.359	49-133	.368	86-109	.789	14-89	103-2.6	73-0	122	65	2	39	343-8.6



1

ISAIAH MUCIUS

FORWARD | FRESHMAN | 6-8 | 190 | EAST PATCHOGUE, NY | BREWSTER ACADEMY

7.5 PPG | 3.7 RPG | 40% FG | 22.4 MPG

SEASON/CAREER HIGHS

POINTS

Career: 17, at Richmond (12/1/18)

Season: 17, at Richmond (12/1/18)

REBOUNDS

Career: 8, vs. Cornell (1/2/19)

Season: 8, vs. Cornell (1/2/19)

FIELD GOALS

Career: 6, 2x - last vs. Charlotte (12/6/18)

Season: 6, 2x - last vs. Charlotte (12/6/18)

FIELD GOAL ATTEMPTS

Career: 11, vs. Saint Joseph's (11/15/18)

Season: 11, vs. Saint Joseph's (11/15/18)

3-POINTERS

Career: 3, 2x - last vs. Valparaiso (11/18/18)

Season: 3, 2x - last vs. Valparaiso (11/18/18)

3-POINT ATTEMPTS

Career: 7, vs. Saint Joseph's (11/15/18)

Season: 7, vs. Saint Joseph's (11/15/18)

FREE THROWS

Career: 4, 2x - last vs. NC State (1/15/19)

Season: 4, 2x - last vs. NC State (1/15/19)

FREE THROW ATTEMPTS

Career: 6, at Richmond (12/1/18)

Season: 6, at Richmond (12/1/18)

ASSISTS

Career: 2, 2x - last at Tennessee (12/22/18)

Season: 2, 2x - last at Tennessee (12/22/18)

TURNOVERS

Career: 3, vs. Houston Baptist (11/23/18)

Season: 3, vs. Houston Baptist (11/23/18)

BLOCKS

Career: 1, 2x - last at Richmond (12/1/18)

Season: 1, 2x - last at Richmond (12/1/18)

STEALS

Career: 1, 5x - last vs. NC State (1/15/19)

Season: 1, 5x - last vs. NC State (1/15/19)

MINUTES

Career: 30, vs. Saint Joseph's (11/15/18)

Season: 30, vs. Saint Joseph's (11/15/18)

SEASON HIGHLIGHTS

- Had eight points vs. No. 17 NC State (Jan. 15)
- Scored nine points vs. No. 1 Duke (Jan. 8)
- Grabbed a season-high eight rebounds vs. Cornell (Jan. 2)
- Had 16 points and four rebounds vs. Charlotte (Dec. 6)
- Had 17 points and seven rebounds at Richmond (Dec. 1)
- Scored 13 points (3-3 3FG) vs. Valparaiso (Nov. 18)
- Had 14 points (3-7 3FG) vs. Saint Joseph's (Nov. 15)
- Scored 13 points and had five rebounds in collegiate debut vs. North Carolina A&T (Nov. 10)
- Had 17 points and seven rebounds in the exhibition vs. Belmont Abbey (Nov. 2)

GAME-BY-GAME STATS

Opponent	MP	FG-A	3G-A	FT-A	O-D-T	PF	A	TO	BS	ST	TP
NC A&T	21	5-8	1-2	2-2	2-3-5	1	0	2	1	0	13
vs. Saint Joseph's	30	4-11	3-7	3-4	1-3-4	0	2	0	0	1	14
vs. CS Fullerton	21	1-7	0-3	0-0	1-4-5	1	1	0	0	0	2
vs. Valparaiso	24	5-9	3-3	0-0	0-1-1	1	0	1	0	0	13
Houston Baptist	22	1-4	1-2	0-1	1-1-2	2	0	3	0	0	3
Western Carolina	22	1-5	0-2	0-2	1-3-4	2	0	1	0	1	2
at Richmond	28	6-9	1-2	4-6	3-4-7	3	1	1	1	0	17
Charlotte	23	6-10	2-5	2-2	3-1-4	0	1	0	0	1	16
Davidson	19	0-1	0-1	0-2	1-2-3	1	1	1	0	0	0
at Tennessee	24	3-6	0-2	2-4	0-3-3	0	2	1	0	0	8
Gardner-Webb	24	2-8	1-2	2-2	1-1-2	3	0	2	0	0	7
Cornell	24	2-7	0-1	0-0	3-5-8	1	1	0	0	1	4
at Georgia Tech	15	0-7	0-4	0-0	2-3-5	0	0	1	0	0	0
Duke	23	4-10	1-3	0-2	0-1-1	0	0	1	0	0	9
at Miami	19	2-5	0-3	0-0	1-2-3	1	0	1	0	0	4
NC State	19	2-4	0-2	4-4	1-1-2	1	1	0	0	1	8

CAREER STATISTICS

Year	G-GS	Min-Avg.	FG-FGA	Pct.	3FG-3FGA	Pct.	FT-FTA	Pct.	Off-Def.	Reb-Avg.	PF-DQ	Ast	TO	Blk	Stl	Pts-Avg
2018-19	16-0	358-22.4	44-111	.396	13-44	.295	19-31	.613	21-38	59-3.7	17-0	10	15	2	5	120-7.5
ACC	4-0	76-19.0	8-26	.308	1-12	.083	4-6	.667	4-7	11-2.8	2-0	1	3	0	1	21-5.3
CAREER	16-0	358-22.4	44-111	.396	13-44	.295	19-31	.613	21-38	59-3.7	17-0	10	15	2	5	120-7.5
ACC	4-0	76-19.0	8-26	.308	1-12	.083	4-6	.667	4-7	11-2.8	2-0	1	3	0	1	21-5.3



2

SHARONE WRIGHT JR

FORWARD | GUARD | 6-5 | 190 | FLORENCE, SC | LEGACY EARLY COLLEGE HS

7.4 PPG | 2.6 RPG | 43% FG | 22.6 MPG

SEASON/CAREER HIGHS

POINTS

Career: 14, vs. Houston Baptist (11/23/18)

Season: 14, vs. Houston Baptist (11/23/18)

REBOUNDS

Career: 5, 2x - last vs. Duke (1/8/19)

Season: 5, 2x - last vs. Duke (1/8/19)

FIELD GOALS

Career: 6, vs. Houston Baptist (11/23/18)

Season: 6, vs. Houston Baptist (11/23/18)

FIELD GOAL ATTEMPTS

Career: 13, vs. Duke (1/8/19)

Season: 13, vs. Duke (1/8/19)

3-POINTERS

Career: 2, vs. NC A&T (11/10/18)

Season: 2, vs. NC A&T (11/10/18)

3-POINT ATTEMPTS

Career: 5, at Miami (1/12/19)

Season: 5, at Miami (1/12/19)

FREE THROWS

Career: 4, vs. Duke (1/8/19)

Season: 4, vs. Duke (1/8/19)

FREE THROW ATTEMPTS

Career: 8, vs. Duke (1/8/19)

Season: 8, vs. Duke (1/8/19)

ASSISTS

Career: 2, 3x - last vs. Houston Baptist (11/23/18)

Season: 2, 3x - last vs. Houston Baptist (11/23/18)

TURNOVERS

Career: 3, 2x - last vs. Duke (1/8/19)

Season: 3, 2x - last vs. Duke (1/8/19)

BLOCKS

Career: --

Season: --

STEALS

Career: 2, at Georgia Tech (1/5/19)

Season: 2, at Georgia Tech (1/5/19)

MINUTES

Career: 32, vs. Houston Baptist (11/23/18)

Season: 32, vs. Houston Baptist (11/23/18)

SEASON HIGHLIGHTS

- Scored eight points vs. No. 17 NC State (Jan. 15)
- Had 12 points and five rebounds vs. No. 1 Duke (Jan. 8)
- Had six points at Georgia Tech (Jan. 5) in his ACC debut
- Scored 11 points vs. Cornell (Jan. 2)
- Had 14 points and five rebounds vs. Houston Baptist (Nov. 23)
- Scored 12 points vs. Valparaiso (Nov. 18)
- Had 13 points vs. Cal State Fullerton (Nov. 16)
- Scored 11 points in collegiate debut vs. North Carolina A&T (Nov. 10)
- Scored eight points in the exhibition vs. Belmont Abbey (Nov. 2)

GAME-BY-GAME STATS

Opponent	MP	FG-A	3G-A	FT-A	O-D-T	PF	A	TO	BS	ST	TP
NC A&T*	28	4-8	2-4	1-1	0-3-3	1	0	2	0	0	11
vs. Saint Joseph's*	17	2-5	1-2	0-0	0-1-1	3	2	1	0	0	5
vs. CS Fullerton*	30	5-10	1-3	2-3	0-4-4	1	0	0	0	1	13
vs. Valparaiso*	26	4-7	1-3	3-5	1-2-3	1	2	0	0	0	12
Houston Baptist*	32	6-8	0-1	2-4	0-5-5	2	2	3	0	0	14
Western Carolina	21	2-8	0-1	1-2	1-3-4	1	1	1	0	0	5
at Richmond	14	1-4	1-2	0-0	2-1-3	2	0	2	0	0	3
Charlotte	21	2-6	1-2	0-0	1-2-3	2	1	0	0	0	5
Davidson	12	0-3	0-1	0-0	0-1-1	0	0	0	0	0	0
at Tennessee	13	2-4	0-2	2-3	0-1-1	2	1	0	0	0	6
Gardner-Webb	16	1-4	0-2	0-1	0-2-2	3	0	2	0	0	2
Cornell	20	5-6	0-1	1-2	0-1-1	1	1	2	0	0	11
at Georgia Tech	24	3-6	0-1	0-0	0-1-1	2	1	0	0	2	6
Duke	30	4-13	0-3	4-8	2-3-5	2	0	3	0	0	12
at Miami*	28	2-7	1-5	0-0	1-1-2	2	1	1	0	0	5
NC State*	29	3-9	0-1	2-5	0-3-3	2	1	2	0	0	8

* game started

CAREER STATISTICS

Year	G-GS	Min-Avg.	FG-FGA	Pct.	3FG-3FGA	Pct.	FT-FTA	Pct.	Off-Def.	Reb-Avg.	PF-DQ	Ast	TO	Blk	Stl	Pts-Avg
2018-19	16-7	361-22.6	46-108	.426	8-34	.235	18-34	.529	8-34	42-2.6	27-0	13	19	0	3	118-7.4
ACC	4-2	111-27.8	12-35	.343	1-10	.100	6-13	.462	3-8	11-2.8	8-0	3	6	0	2	31-7.8
CAREER	16-7	361-22.6	46-108	.426	8-34	.235	18-34	.529	8-34	42-2.6	27-0	13	19	0	3	118-7.4
ACC	4-2	111-27.8	12-35	.343	1-10	.100	6-13	.462	3-8	11-2.8	8-0	3	6	0	2	31-7.8



4

TORRY JOHNSON

GUARD | GRADUATE | 6-3 | 190 | CHICAGO, IL | MORGAN PARK | NORTHERN ARIZONA

5.8 PPG | 1.6 RPG | 1.4 APG | 80% FT | 20.9 MPG

SEASON/CAREER HIGHS

POINTS

Career: 33, at North Dakota (2/17/18) ^
Season: 12, vs. Gardner-Webb (12/29/18)

REBOUNDS

Career: 10, at Washington State (11/13/15) ^
Season: 4, vs. Davidson (12/17/18)

FIELD GOALS

Career: 10, at North Dakota (2/17/18) ^
Season: 3, 4x - last vs. NC State (1/15/19)

FIELD GOAL ATTEMPTS

Career: 19, vs. Hampton (11/23/17) ^
Season: 8, vs. Gardner-Webb (12/29/18)

3-POINTERS

Career: 5, 2x - last at North Dakota (2/17/18) ^
Season: 1, 6x - last vs. NC State (1/15/19)

3-POINT ATTEMPTS

Career: 9, vs. Idaho (1/20/18) ^
Season: 4, vs. Gardner-Webb (12/29/18)

FREE THROWS

Career: 10, 2x - last at Kansas State (11/20/17) ^
Season: 7, vs. Gardner-Webb (12/29/18)

FREE THROW ATTEMPTS

Career: 13, at Kansas State (11/20/17) ^
Season: 9, vs. Gardner-Webb (12/29/18)

ASSISTS

Career: 5, 3x - last at Montana State (1/25/18) ^
Season: 4, vs. Davidson (12/17/18)

TURNOVERS

Career: 9, at Kansas State (11/20/17) ^
Season: 4, at Georgia Tech (1/5/19)

BLOCKS

Career: 1, 2x - last vs. Montana State (1/2/16) ^
Season: --

STEALS

Career: 4, at Southern Utah (1/13/18) ^
Season: 2, 2x - last vs. Gardner-Webb (12/29/18)

MINUTES

Career: 46, vs. Montana (12/31/15) ^
Season: 34, vs. Davidson (12/17/18)

^ at Northern Arizona

SEASON HIGHLIGHTS

- Scored 11 points, including the game-clinching free throws, vs. No. 17 NC State (Jan. 15)
- Had eight points at Georgia Tech (Jan. 5) in his ACC debut
- Had 12 points vs. Gardner-Webb (Dec. 29)
- Had 10 points, four rebounds and four assists vs. Davidson (Dec. 17)
- Scored five points in his first start of the season vs. Western Carolina (Nov. 27)
- Had nine points vs. Saint Joseph's (Nov. 15)
- Scored six points in Wake Forest debut vs. North Carolina A&T (Nov. 10)
- Scored 12 points in the exhibition vs. Belmont Abbey (Nov. 2)


GAME-BY-GAME STATS

Opponent	MP	FG-A	3G-A	FT-A	O-D-T	PF	A	TO	BS	ST	TP
NC A&T	14	2-3	0-0	2-2	0-3-3	1	1	0	0	0	6
vs. Saint Joseph's	18	3-4	1-2	2-4	0-1-1	3	1	0	0	0	9
vs. CS Fullerton	25	0-4	0-1	4-4	0-1-1	4	1	2	0	1	4
vs. Valparaiso	19	2-6	0-1	0-0	0-1-1	1	1	0	0	1	4
Houston Baptist	20	1-3	1-2	3-4	0-0-0	0	1	2	0	1	6
Western Carolina*	27	1-5	0-1	3-5	0-3-3	2	0	2	0	2	5
at Richmond*	20	1-3	0-1	3-3	1-2-3	1	2	2	0	1	5
Charlotte*	27	2-5	1-3	0-0	0-2-2	1	1	1	0	1	5
Davidson*	34	3-6	0-0	4-4	0-4-4	2	4	1	0	0	10
at Tennessee*	26	2-5	0-1	2-2	0-0-0	1	3	1	0	0	6
Gardner-Webb*	29	2-8	1-4	7-9	0-2-2	4	2	2	0	2	12
Cornell*	12	0-1	0-0	1-2	0-2-2	5	0	1	0	0	1
at Georgia Tech*	19	3-3	1-1	1-2	0-0-0	4	2	4	0	0	8
Duke*	16	0-6	0-1	0-0	0-0-0	2	1	2	0	2	0
at Miami	14	0-5	0-3	0-0	0-1-1	0	2	0	0	0	0
NC State	14	3-3	1-1	4-4	1-1-2	1	0	1	0	0	11

* game started

CAREER STATISTICS

Year	G-GS	Min-Avg.	FG-FGA	Pct.	3FG-3FGA	Pct.	FT-FTA	Pct.	Off-Def.	Reb-Avg.	PF-DQ	Ast	TO	Blk	Stl	Pts-Avg
2015-16	29-26	843-29.1	92-202	.455	15-43	.349	71-108	.657	22-54	76-2.6	81-3	46	47	2	18	270-9.3
Big Sky	18-15	548-30.4	54-118	.458	12-31	.387	51-75	.680	12-32	44-2.4	54-3	30	29	1	10	171-9.5
2017-18	31-22	834-26.9	103-273	.377	28-87	.322	123-159	.774	21-48	69-2.2	62-0	50	82	0	33	357-11.5
Big Sky	18-14	516-28.7	71-165	.430	23-57	.404	79-103	.767	13-31	44-2.4	42-0	26	41	0	22	244-13.6
2018-19	16-9	334-20.9	25-70	.357	6-22	.273	36-45	.800	2-23	25-1.6	32-1	22	21	0	11	92-5.8
ACC	4-2	63-15.8	6-17	.353	2-6	.333	5-6	.833	1-2	3-0.8	7-0	5	7	0	2	19-4.8
CAREER	76-57	2011-26.5	220-545	.404	49-152	.322	230-312	.737	45-125	170-2.2	169-4	118	150	2	62	719-9.5
Conf.	40-31	1127-28.2	131-300	.437	37-94	.394	135-184	.734	26-65	91-2.3	103-3	61	77	1	34	434-10.9



10

JAYLEN HOARD

FORWARD | FRESHMAN | 6-8 | 215 | CARNON, FRANCE | WESLEYAN CHRISTIAN ACADEMY

14.8 PPG | 8.1 RPG | 1.4 APG | 47% FG | 73% FT | 29.9 MPG

SEASON/CAREER HIGHS

POINTS

Career: 23, vs. Cornell (1/2/19)

Season: 23, vs. Cornell (1/2/19)

REBOUNDS

Career: 15, 2x - last vs. Cornell (1/2/19)

Season: 15, 2x - last vs. Cornell (1/2/19)

FIELD GOALS

Career: 10, vs. Houston Baptist (11/23/18)

Season: 10, vs. Houston Baptist (11/23/18)

FIELD GOAL ATTEMPTS

Career: 15, 2x - last at Georgia Tech (1/5/19)

Season: 15, 2x - last at Georgia Tech (1/5/19)

3-POINTERS

Career: 2, 2x - last vs. Davidson (12/17/18)

Season: 2, 2x - last vs. Davidson (12/17/18)

3-POINT ATTEMPTS

Career: 5, vs. Saint Joseph's (11/15/18)

Season: 5, vs. Saint Joseph's (11/15/18)

FREE THROWS

Career: 7, 3x - last vs. NC State (1/15/19)

Season: 7, 3x - last vs. NC State (1/15/19)

FREE THROW ATTEMPTS

Career: 10, vs. NC A&T (11/10/18)

Season: 10, vs. NC A&T (11/10/18)

ASSISTS

Career: 3, 2x - last vs. NC State (1/15/19)

Season: 3, 2x - last vs. NC State (1/15/19)

TURNOVERS

Career: 6, vs. Houston Baptist (11/23/18)

Season: 6, vs. Houston Baptist (11/23/18)

BLOCKS

Career: 3, vs. NC State (1/15/19)

Season: 3, vs. NC State (1/15/19)

STEALS

Career: 3, vs. Houston Baptist (11/23/18)

Season: 3, vs. Houston Baptist (11/23/18)

MINUTES

Career: 39, vs. Houston Baptist (11/23/18)

Season: 39, vs. Houston Baptist (11/23/18)

SEASON HIGHLIGHTS

- Preseason Julius Erving Award watch list
- Had 16 points, 10 rebounds, three assists and three blocks vs. No. 17 NC State (Jan. 15)
- Had 19 points and eight rebounds at Georgia Tech (Jan. 5) in his ACC debut
- Had 23 points and 15 rebounds vs. Cornell (Jan. 2), joining Dickie Hemric as the only Demon Deacon freshman to have multiple 20-and-15 games
- Scored 17 points vs. Western Carolina (Nov. 27)
- Had 22 points and 15 rebounds vs. Houston Baptist (Nov. 23)
- Had 14 points and nine rebounds vs. Valparaiso (Nov. 18)
- Had 15 points and seven rebounds vs. Cal State Fullerton (Nov. 16)
- Scored 14 points vs. Saint Joseph's (Nov. 15)
- Had 19 points and 13 rebounds vs. North Carolina A&T to be the first Wake Forest freshman with a double-double in his collegiate debut since Al-Farouq Aminu in 2008-09

GAME-BY-GAME STATS

Opponent	MP	FG-A	3G-A	FT-A	O-D-T	PF	A	TO	BS	ST	TP
NC A&T*	29	6-12	0-1	7-10	4-9-13	2	3	1	0	0	19
vs. Saint Joseph's*	33	4-13	2-5	4-4	0-5-5	0	1	2	1	1	14
vs. CS Fullerton*	34	5-13	0-2	5-8	0-7-7	2	2	1	2	1	15
vs. Valparaiso*	29	5-11	0-0	4-6	3-6-9	2	2	1	0	1	14
Houston Baptist*	39	10-14	0-1	2-5	7-8-15	4	2	6	2	3	22
Western Carolina*	22	6-11	0-2	5-6	1-2-3	3	0	3	0	1	17
at Richmond*	32	5-11	1-3	0-0	0-6-6	3	2	3	0	0	11
Charlotte*	23	5-8	0-1	2-5	1-7-8	0	0	2	0	0	12
Davidson*	29	7-12	2-3	0-1	0-1-1	2	2	1	1	0	16
at Tennessee*	25	3-9	0-2	1-1	2-3-5	1	1	3	1	0	7
Gardner-Webb*	19	3-6	0-1	6-6	1-4-5	5	0	4	0	0	12
Cornell*	32	9-15	0-1	5-6	6-9-15	2	2	2	1	0	23
at Georgia Tech*	35	6-15	0-1	7-9	3-5-8	3	2	3	0	1	19
Duke*	31	5-11	0-3	3-5	5-4-9	1	0	4	0	2	13
at Miami*	34	3-12	0-0	0-0	4-7-11	5	0	4	0	0	6
NC State*	33	4-9	1-1	7-8	3-7-10	2	3	2	3	2	16

* game started

CAREER STATISTICS

Year	G-GS	Min-Avg.	FG-FGA	Pct.	3FG-3FGA	Pct.	FT-FTA	Pct.	Off-Def.	Reb-Avg.	PF-DQ	Ast	TO	Blk	Stl	Pts-Avg
2018-19	16-16	479-29.9	86-182	.473	6-27	.222	58-80	.725	40-90	130-8.1	37-2	22	42	11	12	236-14.8
ACC	4-4	133-33.2	18-47	.383	1-5	.200	17-22	.773	15-23	38-9.5	11-1	5	13	3	5	54-13.5
CAREER	16-16	479-29.9	86-182	.473	6-27	.222	58-80	.725	40-90	130-8.1	37-2	22	42	11	12	236-14.8
ACC	4-4	133-33.2	18-47	.383	1-5	.200	17-22	.773	15-23	38-9.5	11-1	5	13	3	5	54-13.5



20

MICHAEL WYNN

GUARD | FRESHMAN | 6-6 | 200 | ALBANY, NY | LIBERTY HEIGHTS ATHLETIC INSTITUTE

1.2 PPG | 0.8 RPG | 0.2 APG | 3.7 MPG

SEASON/CAREER HIGHS

POINTS

Career: 11, at Miami (1/12/19)

Season: 11, at Miami (1/12/19)

REBOUNDS

Career: 3, vs. Cornell (1/2/19)

Season: 3, vs. Cornell (1/2/19)

FIELD GOALS

Career: 4, at Miami (1/12/19)

Season: 4, at Miami (1/12/19)

FIELD GOAL ATTEMPTS

Career: 9, at Miami (1/12/19)

Season: 9, at Miami (1/12/19)

3-POINTERS

Career: 2, at Miami (1/12/19)

Season: 2, at Miami (1/12/19)

3-POINT ATTEMPTS

Career: 7, at Miami (1/12/19)

Season: 7, at Miami (1/12/19)

FREE THROWS

Career: 1, at Miami (1/12/19)

Season: 1, at Miami (1/12/19)

FREE THROW ATTEMPTS

Career: 1, at Miami (1/12/19)

Season: 1, at Miami (1/12/19)

ASSISTS

Career: 1, 2x - last vs. Cornell (1/2/19)

Season: 1, 2x - last vs. Cornell (1/2/19)

TURNOVERS

Career: --

Season: --

BLOCKS

Career: 1, vs. Cornell (1/2/19)

Season: 1, vs. Cornell (1/2/19)

STEALS

Career: 2, at Miami (1/12/19)

Season: 2, at Miami (1/12/19)

MINUTES

Career: 12, at Miami (1/12/19)

Season: 12, at Miami (1/12/19)

SEASON HIGHLIGHTS


- Scored a season-high 11 points at Miami (Jan. 12)
- Had three points (first career points) and three rebounds vs. Cornell (Jan. 2)
- Had first career rebound vs. Charlotte (Dec 6)
- Made collegiate debut vs. North Carolina A&T (Nov. 10)

GAME-BY-GAME STATS

Opponent	MP	FG-A	3G-A	FT-A	O-D-T	PF	A	TO	BS	ST	TP
NC A&T	1	0-0	0-0	0-0	0-0-0	0	0	0	0	0	0
vs. Saint Joseph's	3	0-1	0-1	0-0	0-0-0	0	0	0	0	0	0
vs. CS Fullerton					-DNP-						
vs. Valparaiso	1	0-0	0-0	0-0	0-0-0	0	0	0	0	0	0
Houston Baptist					-DNP-						
Western Carolina					-DNP-						
at Richmond					-DNP-						
Charlotte	3	0-1	0-0	0-0	0-1-1	0	0	0	0	0	0
Davidson	2	0-1	0-0	0-0	1-0-1	0	0	0	0	0	0
at Tennessee	3	0-0	0-0	0-0	0-1-1	1	0	0	0	0	0
Gardner-Webb	4	0-1	0-1	0-0	0-0-0	0	1	0	0	0	0
Cornell	8	1-4	1-3	0-0	0-3-3	0	1	0	1	0	3
at Georgia Tech	0+	0-0	0-0	0-0	0-0-0	0	0	0	0	0	0
Duke	1	0-0	0-0	0-0	0-0-0	0	0	0	0	0	0
at Miami	12	4-9	2-7	1-1	1-0-1	2	0	0	0	2	11
NC State	6	0-2	0-1	0-0	1-1-2	1	0	0	0	0	0

CAREER STATISTICS

Year	G-GS	Min-Avg.	FG-FGA	Pct.	3FG-3FGA	Pct.	FT-FTA	Pct.	Off-Def.	Reb-Avg.	PF-DQ	Ast	TO	Blk	Stl	Pts-Avg
2018-19	12-0	44-3.7	5-20	.250	3-14	.214	1-1	1.000	3-6	9-0.8	4-0	2	0	1	2	14-1.2
ACC	4-0	19-4.8	4-12	.333	2-9	.222	1-1	1.000	2-1	3-0.8	3-0	0	0	0	2	11-2.8
CAREER	12-0	44-3.7	5-20	.250	3-14	.214	1-1	1.000	3-6	9-0.8	4-0	2	0	1	2	14-1.2
ACC	4-0	19-4.8	4-12	.333	2-9	.222	1-1	1.000	2-1	3-0.8	3-0	0	0	0	2	11-2.8



23

CHAUNDEE BROWN

GUARD | SOPHOMORE | 6-5 | 215 | ORLANDO, FL | THE FIRST ACADEMY

11.7 PPG | 4.6 RPG | 1.3 APG | 34% 3FG | 79% FT | 27.9 MPG

SEASON/CAREER HIGHS

POINTS

Career: 22, at Miami (1/12/19)

Season: 22, at Miami (1/12/19)

REBOUNDS

Career: 9, vs. Georgia Southern (11/10/17)

Season: 8, vs. Davidson (12/17/18)

FIELD GOALS

Career: 9, at Miami (1/12/19)

Season: 9, at Miami (1/12/19)

FIELD GOAL ATTEMPTS

Career: 16, 2x - last at Tennessee (12/22/18)

Season: 16, at Tennessee (12/22/18)

3-POINTERS

Career: 6, at Boston College (1/6/18)

Season: 3, vs. Gardner-Webb (12/29/18)

3-POINT ATTEMPTS

Career: 9, vs. Gardner-Webb (12/29/18)

Season: 9, vs. Gardner-Webb (12/29/18)

FREE THROWS

Career: 5, 3x - last vs. Duke (1/8/19)

Season: 5, 3x - last vs. Duke (1/8/19)

FREE THROW ATTEMPTS

Career: 6, 3x - last vs. Duke (1/8/19)

Season: 6, 3x - last vs. Duke (1/8/19)

ASSISTS

Career: 5, vs. Duke (1/23/18)

Season: 3, vs. Charlotte (12/6/18)

TURNOVERS

Career: 5, at Louisville (1/27/18)

Season: 3, 3x - last vs. Gardner-Webb (12/29/18)

BLOCKS

Career: 2, vs. Gardner-Webb (12/29/18)

Season: 2, vs. Gardner-Webb (12/29/18)

STEALS

Career: 2, 3x - last vs. NC State (1/15/19)

Season: 2, 2x - last vs. NC State (1/15/19)

MINUTES

Career: 35, at Tennessee (12/22/18)

Season: 35, at Tennessee (12/22/18)

SEASON HIGHLIGHTS

- Scored a career-high 22 points at Miami (Jan. 12)
- Had 12 points and six rebounds vs. Cornell (Jan. 2)
- Had 12 points and seven rebounds vs. Gardner-Webb (Dec. 29)
- Had 19 points and six rebounds at No. 3 Tennessee (Dec. 22)
- Had 13 points and eight rebounds vs. Davidson (Dec. 17)
- Had 14 points and five rebounds vs. Charlotte (Dec. 6)
- Had 16 points and four rebounds at Richmond (Dec. 1)
- Had 14 points and four rebounds vs. Western Carolina (Nov. 27)
- Had six points and seven rebounds vs. Valparaiso (Nov. 18)
- Had 11 points in the season opener vs. North Carolina A&T (Nov. 10)
- Scored 15 points in the exhibition vs. Belmont Abbey (Nov. 2)

GAME-BY-GAME STATS

Opponent	MP	FG-A	3G-A	FT-A	O-D-T	PF	A	TO	BS	ST	TP
NC A&T*	29	4-9	2-4	1-2	1-0-1	3	1	2	1	1	11
vs. Saint Joseph's*	29	2-7	1-2	2-2	1-1-2	0	1	3	0	1	7
vs. CS Fullerton*	14	2-7	2-5	0-0	0-1-1	0	2	1	0	1	6
vs. Valparaiso*	19	1-5	0-1	4-4	4-3-7	0	1	3	0	0	6
Houston Baptist*	20	3-5	2-4	0-1	1-5-6	4	2	1	0	0	8
Western Carolina*	30	4-7	1-2	5-6	1-3-4	2	1	0	0	1	14
at Richmond*	33	5-11	2-7	4-5	2-2-4	1	1	0	0	0	16
Charlotte*	30	4-7	1-3	5-6	2-3-5	1	3	1	1	1	14
Davidson*	28	4-10	2-5	3-4	0-8-8	2	2	1	0	0	13
at Tennessee*	35	7-16	2-6	3-4	3-3-6	1	1	1	0	1	19
Gardner-Webb*	32	4-10	3-9	1-2	2-5-7	4	0	3	2	1	12
Cornell*	33	4-11	2-5	2-2	1-5-6	3	2	2	1	1	12
at Georgia Tech*	31	4-13	1-5	1-2	4-2-6	5	0	2	1	2	10
Duke*	26	2-10	0-2	5-6	2-3-5	3	2	1	0	0	9
at Miami*	26	9-15	2-5	2-3	2-1-3	4	0	2	0	1	22
NC State*	31	2-8	0-2	4-4	1-1-2	1	1	2	0	2	8

* game started

CAREER STATISTICS

Year	G-GS	Min-Avg.	FG-FGA	Pct.	3FG-3FGA	Pct.	FT-FTA	Pct.	Off-Def.	Reb-Avg.	PF-DQ	Ast	TO	Blk	Stl	Pts-Avg
2017-18	30-29	627-20.9	88-214	.411	27-79	.342	25-31	.806	27-64	91-3.0	42-0	34	37	5	7	228-7.6
ACC	18-17	377-20.9	57-128	.445	16-42	.381	11-16	.688	15-35	50-2.8	27-0	21	22	3	3	141-7.8
2018-19	16-16	446-27.9	61-151	.404	23-67	.343	42-53	.792	27-46	73-4.6	34-1	20	25	6	13	187-11.7
ACC	4-4	114-28.5	17-46	.370	3-14	.214	12-15	.800	9-7	16-4.0	13-1	3	7	1	5	49-12.3
CAREER	46-45	1073-23.3	149-365	.408	50-146	.342	67-84	.798	54-110	164-3.6	76-1	54	62	11	20	415-9.0
ACC	22-21	491-22.3	74-174	.425	19-56	.339	23-31	.742	24-42	66-3.0	40-1	24	29	4	8	190-8.6



30

OLIVIER SARR

CENTER | SOPHOMORE | 7-0 | 235 | TOULOUSE, FRANCE | INSEP

5.8 PPG | 5.4 RPG | 1.0 BPG | 70% FT | 19.9 MPG

SEASON/CAREER HIGHS

POINTS

Career: 14, vs. Charlotte (12/6/18)

Season: 14, vs. Charlotte (12/6/18)

REBOUNDS

Career: 9, 4x - last vs. Duke (1/8/19)

Season: 9, 4x - last vs. Duke (1/8/19)

FIELD GOALS

Career: 4, 4x - last vs. Davidson (12/17/18)

Season: 4, 2x - last vs. Davidson (12/17/18)

FIELD GOAL ATTEMPTS

Career: 12, vs. Charlotte (12/6/18)

Season: 12, vs. Charlotte (12/6/18)

3-POINTERS

Career: 1, 8x - last vs. Duke (1/8/19)

Season: 1, 2x - last vs. Duke (1/8/19)

3-POINT ATTEMPTS

Career: 3, 3x - last vs. Clemson (2/3/18)

Season: 2, 2x - last vs. Charlotte (12/6/18)

FREE THROWS

Career: 6, 2x - last vs. Charlotte (12/6/18)

Season: 6, 2x - last vs. Charlotte (12/6/18)

FREE THROW ATTEMPTS

Career: 9, vs. NC A&T (11/10/18)

Season: 9, vs. NC A&T (11/10/18)

ASSISTS

Career: 3, vs. Quinnipiac (11/18/17)

Season: 2, 2x - last at Georgia Tech (1/5/19)

TURNOVERS

Career: 5, 2x - last vs. Saint Joseph's (11/15/18)

Season: 5, 2x - last vs. Saint Joseph's (11/15/18)

BLOCKS

Career: 3, 3x - last vs. Houston Baptist (11/23/18)

Season: 3, vs. Houston Baptist (11/23/18)

STEALS

Career: 2, 4x - last vs. Davidson (12/17/18)

Season: 2, 2x - last vs. Davidson (12/17/18)

MINUTES

Career: 29, vs. NC A&T (11/10/18)

Season: 29, vs. NC A&T (11/10/18)

SEASON HIGHLIGHTS

- Had four points and six rebounds vs. No. 17 NC State (Jan. 15)
- Had six points and matched a career-high with nine rebounds vs. Gardner-Webb (Dec. 29)
- Had a career-high 14 points and matched a career-high with nine rebounds vs. Charlotte (Dec. 6)
- Had 12 points and nine rebounds vs. North Carolina A&T (Nov. 10)
- Double-double with 16 points and 13 rebounds in the exhibition vs. Belmont Abbey (Nov. 2)

GAME-BY-GAME STATS

Opponent	MP	FG-A	3G-A	FT-A	O-D-T	PF	A	TO	BS	ST	TP
NC A&T*	29	3-6	0-0	6-9	7-2-9	3	0	5	2	2	12
vs. Saint Joseph's*	22	1-1	1-1	2-3	3-1-4	3	0	5	1	1	5
vs. CS Fullerton*	13	1-1	0-0	5-5	0-2-2	4	1	0	1	0	7
vs. Valparaiso*	19	0-4	0-2	0-0	2-2-4	3	2	1	0	0	0
Houston Baptist*	19	3-7	0-0	1-3	1-3-4	4	1	0	3	0	7
Western Carolina*	26	0-2	0-0	3-4	2-5-7	3	0	1	2	0	3
at Richmond*	16	2-3	0-0	1-2	2-3-5	5	1	2	1	0	5
Charlotte	20	4-12	0-2	6-8	4-5-9	4	0	1	1	0	14
Davidson	19	4-5	0-0	0-0	0-3-3	2	0	3	0	2	8
at Tennessee	25	1-3	0-1	2-3	1-2-3	4	0	1	1	1	4
Gardner-Webb	19	1-3	0-0	4-4	4-5-9	5	1	4	2	0	6
Cornell	19	3-5	0-0	1-1	0-3-3	0	0	0	0	0	7
at Georgia Tech	21	1-5	0-0	2-4	1-4-5	4	2	0	1	1	4
Duke	23	2-3	1-1	0-1	5-4-9	4	0	2	0	0	5
at Miami	14	1-5	0-1	0-0	2-2-4	1	1	2	0	0	2
NC State	16	2-3	0-0	0-0	2-4-6	2	0	0	0	1	4

* game started

CAREER STATISTICS

Year	G-GS	Min-Avg.	FG-FGA	Pct.	3FG-3FGA	Pct.	FT-FTA	Pct.	Off-Def.	Reb-Avg.	PF-DQ	Ast	TO	Blk	Stl	Pts-Avg
2017-18	30-0	453-15.1	32-92	.348	6-24	.250	27-45	.600	30-59	89-3.0	76-2	11	32	21	10	97-3.2
ACC	18-0	279-15.5	22-62	.355	4-15	.267	14-27	.519	20-34	54-3.0	53-2	6	19	12	5	62-3.4
2018-19	16-7	319-19.9	29-68	.426	2-8	.250	33-47	.702	36-50	86-5.4	51-2	9	27	15	8	93-5.8
ACC	4-0	74-18.5	6-16	.375	1-2	.500	2-5	.400	10-14	24-6.0	11-0	3	4	1	2	15-3.8
CAREER	46-7	772-16.8	61-160	.381	8-32	.250	60-92	.652	66-109	175-3.8	127-4	20	59	36	18	190-4.1
ACC	22-0	353-16.0	28-78	.359	5-17	.294	16-32	.500	30-48	78-3.5	64-2	9	23	13	7	77-3.5



35

IKENNA SMART

CENTER | GRADUATE | 6-10 | 245 | UMUAHIA, NIGERIA | NEW GARDEN FRIENDS SCHOOL | BUFFALO

2.9 PPG | 3.0 RPG | 0.5 BPG | 61% FG | 14.7 MPG

SEASON/CAREER HIGHS

POINTS

Career: 12, vs. Robert Morris (12/16/17) ^

Season: 6, 2x - last vs. NC State (1/15/19)

REBOUNDS

Career: 14, at Ohio (1/26/18) ^

Season: 6, vs. Davidson (12/17/18)

FIELD GOALS

Career: 6, vs. Robert Morris (12/16/17) ^

Season: 3, 2x - last vs. NC State (1/15/19)

FIELD GOAL ATTEMPTS

Career: 6, 8x - last at Ohio (1/26/18) ^

Season: 4, 2x - last at Georgia Tech (1/5/19)

3-POINTERS

Career: --

Season: --

3-POINT ATTEMPTS

Career: 1, at Miami (Ohio) (2/20/18) ^

Season: --

FREE THROWS

Career: 5, vs. Kent State (2/23/16) ^

Season: 3, vs. Houston Baptist (11/23/18)

FREE THROW ATTEMPTS

Career: 6, 3x - last vs. NJIT (12/28/17) ^

Season: 4, vs. Houston Baptist (11/23/18)

ASSISTS

Career: 2, 2x - last vs. Nazareth (11/17/16) ^

Season: 1, 2x - last at Richmond (12/1/18)

TURNOVERS

Career: 3, 5x - last vs. NJIT (12/28/17) ^

Season: 2, 3x - last at Georgia Tech (1/5/19)

BLOCKS

Career: 3, vs. Central Michigan (1/16/16) ^

Season: 2, 2x - last vs. Charlotte (12/6/18)

STEALS

Career: 2, at Iowa State (12/7/15) ^

Season: 1, 2x - last vs. Cornell (1/2/19)

MINUTES

Career: 24, at Duke (12/5/15) ^

Season: 19, vs. Gardner-Webb (12/29/18)

^ at Buffalo

SEASON HIGHLIGHTS

- Has six points (3-3 FG) and three rebounds vs. No. 17 NC State (Jan. 15)
- Had four points and five rebounds at Miami (Jan. 12)
- Scored five points vs. No. 1 Duke (Jan. 8)
- Scored four points at Georgia Tech (Jan. 5) in his ACC debut
- Had six points and five rebounds vs. Cornell (Jan. 2)
- Had four points and six rebounds vs. Davidson (Dec. 17)
- Had two blocks vs. Charlotte (Dec. 6) in first start of the season
- Scored four points vs. Western Carolina (Nov. 27)
- Had four points and five rebounds vs. Valparaiso (Nov. 18)
- Had two blocks vs. Cal State Fullerton (Nov. 16) in Wake Forest debut

GAME-BY-GAME STATS

Opponent	MP	FG-A	3G-A	FT-A	O-D-T	PF	A	TO	BS	ST	TP
NC A&T					--INJ--						
vs. Saint Joseph's					--INJ--						
vs. CS Fullerton	14	0-1	0-0	0-0	1-0-1	5	0	2	2	0	0
vs. Valparaiso	17	2-3	0-0	0-0	0-5-5	3	0	1	0	0	4
Houston Baptist	15	0-0	0-0	3-4	1-1-2	5	0	2	0	1	3
Western Carolina	11	1-4	0-0	2-2	0-2-2	5	1	1	0	0	4
at Richmond	12	0-1	0-0	0-0	0-1-1	0	1	0	0	0	0
Charlotte*	11	0-0	0-0	1-2	1-1-2	3	0	1	2	0	1
Davidson*	18	2-3	0-0	0-0	1-5-6	3	0	1	0	0	4
at Tennessee*	13	0-0	0-0	0-0	1-2-3	5	0	0	0	0	0
Gardner-Webb*	19	0-1	0-0	0-2	3-1-4	1	0	0	1	0	0
Cornell*	15	3-3	0-0	0-1	2-3-5	2	0	0	1	1	6
at Georgia Tech*	16	2-4	0-0	0-0	1-1-2	2	0	2	0	0	4
Duke*	14	2-2	0-0	1-1	1-0-1	2	0	0	0	0	5
at Miami*	14	2-3	0-0	0-0	2-3-5	1	0	0	0	0	4
NC State*	17	3-3	0-0	0-0	1-2-3	2	0	1	1	0	6

* game started

CAREER STATISTICS

Year	G-GS	Min-Avg.	FG-FGA	Pct.	3FG-3FGA	Pct.	FT-FTA	Pct.	Off-Def.	Reb-Avg.	PF-DQ	Ast	TO	Blk	Stl	Pts-Avg
2015-16	35-30	546-15.6	46-85	.541	0-0	.000	21-36	.583	63-88	151-4.3	113-6	5	31	21	9	113-3.2
MAC	18-14	305-16.9	27-45	.600	0-0	.000	13-24	.542	30-46	76-4.2	57-3	2	16	9	6	67-3.7
2016-17	31-16	398-12.8	42-64	.656	0-0	.000	20-32	.625	49-63	112-3.6	72-0	8	20	10	4	104-3.4
MAC	17-3	191-11.2	17-28	.607	0-0	.000	5-11	.455	28-28	56-3.3	43-0	4	8	5	2	39-2.3
2017-18	27-25	330-12.2	42-62	.677	0-1	.000	14-29	.483	34-60	94-3.5	67-2	3	21	11	5	98-3.6
MAC	18-17	222-12.3	22-38	.579	0-1	.000	8-16	.500	23-40	63-3.5	47-2	3	14	7	4	52-2.9
2018-19	14-9	206-14.7	17-28	.607	0-0	.000	7-12	.583	15-27	42-3.0	39-4	2	11	7	2	41-2.9
ACC	4-4	61-15.3	9-12	.750	0-0	.000	1-1	1.000	5-6	11-2.8	7-0	0	3	1	0	19-4.8
CAREER	107-80	1480-13.8	147-239	.615	0-1	.000	62-109	.569	161-238	399-3.7	291-12	18	83	49	20	356-3.3
Conf.	57-38	779-13.7	75-123	.610	0-1	.000	27-52	.519	86-120	206-3.6	154-5	9	41	22	12	177-3.1

2018-19 Wake Forest Basketball
Wake Forest Combined Team Statistics (as of Jan 15, 2019)
Conference games only

RECORD:	OVERALL	HOME	AWAY	NEUTRAL
ALL GAMES	1-3	1-1	0-2	0-0
CONFERENCE	1-3	1-1	0-2	0-0
NON-CONFERENCE	0-0	0-0	0-0	0-0

#	Player	gp-gs	min	avg	Total		3-Point		F-Throw		Rebounds				pf	dq	a	to	blk	stl	pts	avg
					fg-fga	fg%	3fg-fga	3fg%	ft-fa	ft%	off	def	tot	avg								
00	Brandon Childress	4-4	149	37.2	17-47	.362	11-26	.423	16-18	.889	3	11	14	3.5	11	0	17	8	0	7	61	15.3
10	Jaylen Hoard	4-4	133	33.2	18-47	.383	1-5	.200	17-22	.773	15	23	38	9.5	11	1	5	13	3	5	54	13.5
23	Chaundee Brown	4-4	114	28.5	17-46	.370	3-14	.214	12-15	.800	9	7	16	4.0	13	1	3	7	1	5	49	12.3
02	Sharone Wright, Jr.	4-2	111	27.8	12-35	.343	1-10	.100	6-13	.462	3	8	11	2.8	8	0	3	6	0	2	31	7.8
01	Isaiah Mucius	4-0	76	19.0	8-26	.308	1-12	.083	4-6	.667	4	7	11	2.8	2	0	1	3	0	1	21	5.3
04	Torry Johnson	4-2	63	15.8	6-17	.353	2-6	.333	5-6	.833	1	2	3	0.8	7	0	5	7	0	2	19	4.8
35	Ikenna Smart	4-4	61	15.3	9-12	.750	0-0	.000	1-1	1.000	5	6	11	2.8	7	0	0	3	1	0	19	4.8
30	Olivier Sarr	4-0	74	18.5	6-16	.375	1-2	.500	2-5	.400	10	14	24	6.0	11	0	3	4	1	2	15	3.8
20	Michael Wynn	4-0	19	4.8	4-12	.333	2-9	.222	1-1	1.000	2	1	3	0.8	3	0	0	0	0	2	11	2.8
Team											11	8	19				1					
Total.....		4	800		97-258	.376	22-84	.262	64-87	.736	63	87	150	37.5	73	2	37	52	6	26	280	70.0
Opponents.....		4	800		115-235	.489	30-97	.309	62-82	.756	43	107	150	37.5	75	0	70	53	30	31	322	80.5

TEAM STATISTICS

	WF	OPP	Date	Opponent	Score	Att.
SCORING	280	322	* 01/05/19	at Georgia Tech	L 79-92	6397
Points per game	70.0	80.5	* 01/08/19	DUKE	L 65-87	14268
Scoring margin	-10.5	-	* 01/12/19	at Miami (FL)	L 65-76	7197
FIELD GOALS-ATT	97-258	115-235	* 01/15/19	NC STATE	W 71-67	10157
Field goal pct	.376	.489	* = Conference game			
3 POINT FG-ATT	22-84	30-97	% = Myrtle Beach Invitational (Conway, S.C.)			
3-point FG pct	.262	.309				
3-pt FG made per game	5.5	7.5				
FREE THROWS-ATT	64-87	62-82				
Free throw pct	.736	.756				
F-Throws made per game	16.0	15.5				
REBOUNDS	150	150				
Rebounds per game	37.5	37.5				
Rebounding margin	+0.0	-				
ASSISTS	37	70				
Assists per game	9.3	17.5				
TURNOVERS	52	53				
Turnovers per game	13.0	13.3				
Turnover margin	+0.3	-				
Assist/turnover ratio	0.7	1.3				
STEALS	26	31				
Steals per game	6.5	7.8				
BLOCKS	6	30				
Blocks per game	1.5	7.5				
ATTENDANCE	24425	13594				
Home games-Avg/Game	2-12212	2-6797				
Neutral site-Avg/Game	-	0-0				

Score by Periods

	1st	2nd	Totals
Wake Forest	137	143	280
Opponents	134	188	322

**2018-19 Wake Forest Basketball
Wake Forest Team Game-by-Game Comparison (as of Jan 15, 2019)
All games**

Opponent	1st	2nd	Score	Mar	Total FG	FG Pct	3-Pointers	3FG Pct	Free Throws	FT Pct	Rebounds	Assist	T/Over	Block	Steal	Fouls
N.C. A&T	46/37	44/41	90-78	+12	28-56/27-59	.500/.458	8-17/11-26	.471/.423	26-33/13-19	.788/.684	44/22 +22	12/15	14/9	4/3	4/5	15/24
Saint Joseph's	46/46	23/43	69-89	(20)	20-51/32-62	.392/.516	11-25/16-30	.440/.533	18-23/9-12	.783/.750	32/33 (1)	12/20	14/8	2/4	5/12	11/19
Cal St. Fullerton	24/25	42/34	66-59	+7	20-59/21-56	.339/.375	6-20/7-26	.300/.269	20-25/10-12	.800/.833	37/41 (4)	13/14	10/17	5/4	6/5	19/22
Valparaiso	33/30	36/33	69-63	+6	23-52/23-54	.442/.426	7-16/4-19	.438/.211	16-22/13-17	.727/.765	37/29 +8	13/13	15/11	0/0	3/6	16/19
HOUSTON BAPTIST	39/35	44/48	91-93	(2)	31-55/32-72	.564/.444	8-18/12-28	.444/.429	21-34/17-32	.618/.531	47/33 +14	15/15	22/10	6/1	9/8	27/29
WESTERN CAROLINA	33/31	38/33	71-64	+7	21-51/19-47	.412/.404	2-10/10-28	.200/.357	27-38/16-32	.711/.500	35/37 (2)	6/12	11/19	2/0	7/3	25/29
Richmond	37/38	37/46	74-84	(10)	26-55/30-56	.473/.536	8-22/6-22	.364/.273	14-19/18-21	.737/.857	35/21 +14	11/21	15/3	2/1	1/9	20/17
CHARLOTTE	32/22	48/34	80-56	+24	27-61/22-55	.443/.400	6-21/3-18	.286/.167	20-29/9-15	.690/.600	43/31 +12	11/6	8/4	5/7	7/4	14/22
DAVIDSON	33/24	34/39	67-63	+4	24-51/24-55	.471/.436	7-15/7-24	.467/.292	12-20/8-12	.600/.667	31/33 (2)	13/13	10/10	1/3	3/4	14/20
Tennessee	30/42	34/41	64-83	(19)	22-54/32-60	.407/.533	5-23/3-13	.217/.231	15-22/16-21	.682/.762	28/34 (6)	13/17	8/5	2/4	4/3	18/21
GARDNER-WEBB	28/26	41/47	69-73	(4)	17-52/18-51	.327/.353	7-25/2-15	.280/.133	28-37/35-40	.757/.875	35/39 (4)	7/11	18/17	5/1	7/11	29/26
CORNELL	37/22	46/39	83-61	+22	32-62/21-56	.516/.375	3-14/6-26	.214/.231	16-22/13-21	.727/.619	50/25 +25	12/15	10/9	4/1	3/5	17/22
Georgia Tech	28/33	51/59	79-92	(13)	27-68/29-52	.397/.558	9-22/6-20	.409/.300	16-22/28-34	.727/.824	33/32 +1	10/20	13/12	2/8	6/11	23/19
DUKE	34/42	31/45	65-87	(22)	22-65/36-62	.338/.581	4-18/7-23	.222/.304	17-28/8-16	.607/.500	37/42 (5)	6/24	16/17	0/13	5/7	16/22
Miami (FL)	33/32	32/44	65-76	(11)	25-73/23-48	.342/.479	7-33/11-25	.212/.440	8-9/19-23	.889/.826	39/37 +2	11/16	12/15	0/5	7/5	20/12
NC STATE	42/27	29/40	71-67	+4	23-52/27-73	.442/.370	2-11/6-29	.182/.207	23-28/7-9	.821/.778	41/39 +2	10/10	11/9	4/4	8/8	14/22

Note: Game totals are displayed in the format TEAM/OPPONENT for each category

2018-19 Wake Forest Basketball
Wake Forest Points-Rebounds-Assists (as of Jan 15, 2019)
All games

Opponent	Date	Score		00	01	02	04	10	20	23
				CHILDRESS,	MUCIUS,ISA	SHARONE WR	JOHNSON,TO	HOARD,JAYL	WYNN,MICHA	BROWN,CHAU
N.C. A&T	11/10/18	90-78	w	18-4-6	13-5-0	11-3-0	6-3-1	19-13-3	0-0-0	11-1-1
vs Saint Joseph's	11/15/18	69-89	L	13-4-4	14-4-2	5-1-2	9-1-1	14-5-1	0-0-0	7-2-1
vs Cal St. Fullerton	11/16/18	66-59	w	15-4-5	2-5-1	13-4-0	4-1-1	15-7-2	DNP	6-1-2
vs Valparaiso	11/18/18	69-63	w	12-1-5	13-1-0	12-3-2	4-1-1	14-9-2	0-0-0	6-7-1
HOUSTON BAPTIST	11/23/18	91-93	L	27-5-5	3-2-0	14-5-2	6-0-1	22-15-2	DNP	8-6-2
WESTERN CAROLINA	11/27/18	71-64	w	20-3-3	2-4-0	5-4-1	5-3-0	17-3-0	DNP	14-4-1
at Richmond	12/01/18	74-84	L	17-3-3	17-7-1	3-3-0	5-3-2	11-6-2	DNP	16-4-1
CHARLOTTE	12/06/18	80-56	w	13-5-4	16-4-1	5-3-1	5-2-1	12-8-0	0-1-0	14-5-3
DAVIDSON	12/17/18	67-63	w	16-2-4	0-3-1	0-1-0	10-4-4	16-1-2	0-1-0	13-8-2
at Tennessee	12/22/18	64-83	L	14-3-5	8-3-2	6-1-1	6-0-3	7-5-1	0-1-0	19-6-1
GARDNER-WEBB	12/29/18	69-73	L	18-3-3	7-2-0	2-2-0	12-2-2	12-5-0	0-0-1	12-7-0
CORNELL	01/02/19	83-61	w	14-6-5	4-8-1	11-1-1	1-2-0	23-15-2	3-3-1	12-6-2
at Georgia Tech	01/05/19	79-92	L	28-1-3	0-5-0	6-1-1	8-0-2	19-8-2	0-0-0	10-6-0
DUKE	01/08/19	65-87	L	12-1-3	9-1-0	12-5-0	0-0-1	13-9-0	0-0-0	9-5-2
at Miami (FL)	01/12/19	65-76	L	11-3-7	4-3-0	5-2-1	0-1-2	6-11-0	11-1-0	22-3-0
NC STATE	01/15/19	71-67	w	10-9-4	8-2-1	8-3-1	11-2-0	16-10-3	0-2-0	8-2-1

Opponent	Date	Score		25	30	31	34	35	40	41
				LEWIS,JAMI	SARR,OLIVI	BUCHANAN,B	OKEKE,SUND	SMART,IKEN	BILAS,ANTH	SPIVEY,AAR
N.C. A&T	11/10/18	90-78	w	0-1-1	12-9-0	DNP	0-4-0	DNP	DNP	DNP
vs Saint Joseph's	11/15/18	69-89	L	0-2-0	5-4-0	2-1-0	0-1-1	DNP	0-0-0	0-0-0
vs Cal St. Fullerton	11/16/18	66-59	w	0-1-0	7-2-1	DNP	4-4-1	0-1-0	DNP	DNP
vs Valparaiso	11/18/18	69-63	w	3-1-0	0-4-2	DNP	1-0-0	4-5-0	DNP	DNP
HOUSTON BAPTIST	11/23/18	91-93	L	0-0-1	7-4-1	DNP	1-2-1	3-2-0	DNP	DNP
WESTERN CAROLINA	11/27/18	71-64	w	0-0-0	3-7-0	DNP	1-1-0	4-2-1	DNP	DNP
at Richmond	12/01/18	74-84	L	0-0-0	5-5-1	DNP	0-1-0	0-1-1	DNP	DNP
CHARLOTTE	12/06/18	80-56	w	0-0-0	14-9-0	0-1-0	0-0-0	1-2-0	0-0-0	0-0-1
DAVIDSON	12/17/18	67-63	w	DNP	8-3-0	DNP	0-0-0	4-6-0	DNP	DNP
at Tennessee	12/22/18	64-83	L	DNP	4-3-0	DNP	DNP	0-3-0	DNP	DNP
GARDNER-WEBB	12/29/18	69-73	L	DNP	6-9-1	DNP	DNP	0-4-0	DNP	DNP
CORNELL	01/02/19	83-61	w	DNP	7-3-0	0-0-0	0-1-0	6-5-0	2-0-0	0-0-0
at Georgia Tech	01/05/19	79-92	L	DNP	4-5-2	DNP	DNP	4-2-0	DNP	DNP
DUKE	01/08/19	65-87	L	DNP	5-9-0	DNP	DNP	5-1-0	DNP	DNP
at Miami (FL)	01/12/19	65-76	L	DNP	2-4-1	DNP	DNP	4-5-0	DNP	DNP
NC STATE	01/15/19	71-67	w	DNP	4-6-0	DNP	DNP	6-3-0	DNP	DNP

2018-19 Wake Forest Basketball
Wake Forest Team Game-by-Game (as of Jan 15, 2019)
All games

TEAM STATISTICS

Opponent	Date	Score		Total		3-Pointers		Free throws		Rebounds				pf	a	t/o	blk	stl	pts	avg
				fg-fga	pct	3fg-fga	pct	ft-fa	pct	off	def	tot	avg							
N.C. A&T	11/10/18	90-78	W	28-56	.500	8-17	.471	26-33	.788	17	27	44	44.0	15	12	14	4	4	90	90.0
vs Saint Joseph's	11/15/18	69-89	L	20-51	.392	11-25	.440	18-23	.783	8	24	32	38.0	11	12	14	2	5	69	79.5
vs Cal St. Fullerton	11/16/18	66-59	W	20-59	.339	6-20	.300	20-25	.800	11	26	37	37.7	19	13	10	5	6	66	75.0
vs Valparaiso	11/18/18	69-63	W	23-52	.442	7-16	.438	16-22	.727	13	24	37	37.5	16	13	15	0	3	69	73.5
HOUSTON BAPTIST	11/23/18	91-93	Lot	31-55	.564	8-18	.444	21-34	.618	15	32	47	39.4	27	15	22	6	9	91	77.0
WESTERN CAROLINA	11/27/18	71-64	W	21-51	.412	2-10	.200	27-38	.711	6	29	35	38.7	25	6	11	2	7	71	76.0
at Richmond	12/01/18	74-84	L	26-55	.473	8-22	.364	14-19	.737	11	24	35	38.1	20	11	15	2	1	74	75.7
CHARLOTTE	12/06/18	80-56	W	27-61	.443	6-21	.286	20-29	.690	14	29	43	38.8	14	11	8	5	7	80	76.2
DAVIDSON	12/17/18	67-63	W	24-51	.471	7-15	.467	12-20	.600	5	26	31	37.9	14	13	10	1	3	67	75.2
at Tennessee	12/22/18	64-83	L	22-54	.407	5-23	.217	15-22	.682	9	19	28	36.9	18	13	8	2	4	64	74.1
GARDNER-WEBB	12/29/18	69-73	L	17-52	.327	7-25	.280	28-37	.757	11	24	35	36.7	29	7	18	5	7	69	73.6
CORNELL	01/02/19	83-61	W	32-62	.516	3-14	.214	16-22	.727	14	36	50	37.8	17	12	10	4	3	83	74.4
at Georgia Tech	01/05/19	79-92	L	27-68	.397	9-22	.409	16-22	.727	14	19	33	37.5	23	10	13	2	6	79	74.8
DUKE	01/08/19	65-87	L	22-65	.338	4-18	.222	17-28	.607	19	18	37	37.4	16	6	16	0	5	65	74.1
at Miami (FL)	01/12/19	65-76	L	25-73	.342	7-33	.212	8-9	.889	18	21	39	37.5	20	11	12	0	7	65	73.5
NC STATE	01/15/19	71-67	W	23-52	.442	2-11	.182	23-28	.821	12	29	41	37.8	14	10	11	4	8	71	73.3
Wake Forest		1173		388-917	.423	100-310	.323	297-411	.723	197	407	604	37.8	298	175	207	44	85	1173	73.3
Opponents		1188		416-918	.453	117-372	.315	239-336	.711	141	387	528	33.0	345	242	185	59	106	1188	74.2

Games played: 16
Points/game: 73.3
FG Pct: 42.3
3FG Pct: 32.3
FT Pct: 72.3

Rebounds/game: 37.8
Assists/game: 10.9
Turnovers/game: 12.9
Assist/turnover ratio: 0.8
Steals/game: 5.3
Blocks/game: 2.8

2018-19 Wake Forest Basketball
Wake Forest Game-by-Game Highs (as of Jan 15, 2019)
All games

Opponent	Date	Score	Points	Rebounds	Assists	Steals	Blocked shots
N.C. A&T	11/10/18	90-78	19-Jaylen Hoard	13-Jaylen Hoard	6-Brandon Childress	2-Olivier Sarr	2-Olivier Sarr
vs Saint Joseph's	11/15/18	69-89	14-Isaiah Mucius Jaylen Hoard	5-Jaylen Hoard	4-Brandon Childress	1-Chaundee Brown Isaiah Mucius Brandon Childress Olivier Sarr Jaylen Hoard	1-Olivier Sarr Jaylen Hoard
vs Cal St. Fullerton	11/16/18	66-59	15-Jaylen Hoard Brandon Childress	7-Jaylen Hoard	5-Brandon Childress	2-Brandon Childress	2-Jaylen Hoard Ikenna Smart
vs Valparaiso	11/18/18	69-63	14-Jaylen Hoard	9-Jaylen Hoard	5-Brandon Childress	1-Brandon Childress Torry Johnson Jaylen Hoard	None
HOUSTON BAPTIST	11/23/18	91-93	27-Brandon Childress	15-Jaylen Hoard	5-Brandon Childress	4-Brandon Childress	3-Olivier Sarr
WESTERN CAROLINA	11/27/18	71-64	20-Brandon Childress	7-Olivier Sarr	3-Brandon Childress	2-Torry Johnson Brandon Childress	2-Olivier Sarr
at Richmond	12/01/18	74-84	17-Isaiah Mucius Brandon Childress	7-Isaiah Mucius	3-Brandon Childress	1-Torry Johnson	1-Olivier Sarr Isaiah Mucius
CHARLOTTE	12/06/18	80-56	16-Isaiah Mucius	9-Olivier Sarr	4-Brandon Childress	4-Brandon Childress	2-Ikenna Smart
DAVIDSON	12/17/18	67-63	16-Brandon Childress Jaylen Hoard	8-Chaundee Brown	4-Torry Johnson Brandon Childress	2-Olivier Sarr	1-Jaylen Hoard
at Tennessee	12/22/18	64-83	19-Chaundee Brown	6-Chaundee Brown	5-Brandon Childress	2-Brandon Childress	1-Olivier Sarr Jaylen Hoard
GARDNER-WEBB	12/29/18	69-73	18-Brandon Childress	9-Olivier Sarr	3-Brandon Childress	4-Brandon Childress	2-Olivier Sarr Chaundee Brown
CORNELL	01/02/19	83-61	23-Jaylen Hoard	15-Jaylen Hoard	5-Brandon Childress	1-Chaundee Brown Isaiah Mucius Ikenna Smart	1-Chaundee Brown Ikenna Smart Jaylen Hoard Michael Wynn
at Georgia Tech	01/05/19	79-92	28-Brandon Childress	8-Jaylen Hoard	3-Brandon Childress	2-Sharone Wright, Jr. Chaundee Brown	1-Olivier Sarr Chaundee Brown
DUKE	01/08/19	65-87	13-Jaylen Hoard	9-Olivier Sarr Jaylen Hoard	3-Brandon Childress	2-Jaylen Hoard Torry Johnson	None
at Miami (FL)	01/12/19	65-76	22-Chaundee Brown	11-Jaylen Hoard	7-Brandon Childress	4-Brandon Childress	None
NC STATE	01/15/19	71-67	16-Jaylen Hoard	10-Jaylen Hoard	4-Brandon Childress	2-Brandon Childress Chaundee Brown Jaylen Hoard	3-Jaylen Hoard

2018-19 Wake Forest Basketball
Wake Forest Combined Team Statistics (as of Jan 15, 2019)
All games

RECORD:	OVERALL	HOME	AWAY	NEUTRAL
ALL GAMES	8-8	6-3	0-4	2-1
CONFERENCE	1-3	1-1	0-2	0-0
NON-CONFERENCE	7-5	5-2	0-2	2-1

##	Player	gp-gs	min	avg	Total		3-Point		F-Throw		Rebounds				pf	dq	a	to	blk	stl	pts	avg		
					fg-fga	fg%	3fg-fga	3fg%	ft-fa	ft%	off	def	tot	avg										
00	Brandon Childress	16-16	588	36.8	71-160	.444	39-91	.429	77-98	.786	5	52	57	3.6	37	0	69	35	0	28	258	16.1		
10	Jaylen Hoard	16-16	479	29.9	86-182	.473	6-27	.222	58-80	.725	40	90	130	8.1	37	2	22	42	11	12	236	14.8		
23	Chaundee Brown	16-16	446	27.9	61-151	.404	23-67	.343	42-53	.792	27	46	73	4.6	34	1	20	25	6	13	187	11.7		
01	Isaiah Mucius	16-0	358	22.4	44-111	.396	13-44	.295	19-31	.613	21	38	59	3.7	17	0	10	15	2	5	120	7.5		
02	Sharone Wright, Jr.	16-7	361	22.6	46-108	.426	8-34	.235	18-34	.529	8	34	42	2.6	27	0	13	19	0	3	118	7.4		
30	Olivier Sarr	16-7	319	19.9	29-68	.426	2-8	.250	33-47	.702	36	50	86	5.4	51	2	9	27	15	8	93	5.8		
04	Torry Johnson	16-9	334	20.9	25-70	.357	6-22	.273	36-45	.800	2	23	25	1.6	32	1	22	21	0	11	92	5.8		
35	Ikenna Smart	14-9	206	14.7	17-28	.607	0-0	.000	7-12	.583	15	27	42	3.0	39	4	2	11	7	2	41	2.9		
20	Michael Wynn	12-0	44	3.7	5-20	.250	3-14	.214	1-1	1.000	3	6	9	0.8	4	0	2	0	1	2	14	1.2		
34	Sunday Okeke	10-0	46	4.6	2-7	.286	0-0	.000	3-6	.500	9	5	14	1.4	16	0	3	2	2	1	7	0.7		
40	Anthony Bilas	3-0	3	1.0	1-1	1.000	0-0	.000	0-0	.000	0	0	0	0.0	0	0	0	0	0	0	2	0.7		
31	Blake Buchanan	3-0	3	1.0	0-2	.000	0-0	.000	2-2	1.000	2	0	2	0.7	0	0	0	0	0	0	2	0.7		
25	Jamie Lewis	8-0	35	4.4	1-9	.111	0-3	.000	1-2	.500	1	4	5	0.6	4	0	2	5	0	0	3	0.4		
41	Aaron Spivey	3-0	3	1.0	0-0	.000	0-0	.000	0-0	.000	0	0	0	0.0	0	0	1	0	0	0	0	0.0		
Team											28	32	60											
Total.....		16	3225		388-917	.423	100-310	.323	297-411	.723	197	407	604	37.8	298	10	175	207	44	85	1173	73.3		
Opponents.....		16	3225		416-918	.453	117-372	.315	239-336	.711	141	387	528	33.0	345	13	242	185	59	106	1188	74.2		

TEAM STATISTICS	WF	OPP	Date	Opponent	Score	Att.
SCORING	1173	1188	11/10/18	N.C. A&T	W 90-78	5572
Points per game	73.3	74.2	% 11/15/18	vs Saint Joseph's	L 69-89	1713
Scoring margin	-0.9	-	% 11/16/18	vs Cal St. Fullerton	W 66-59	955
FIELD GOALS-ATT	388-917	416-918	% 11/18/18	vs Valparaiso	W 69-63	639
Field goal pct	.423	.453	11/23/18	HOUSTON BAPTIST	Lot 91-93	5109
3 POINT FG-ATT	100-310	117-372	11/27/18	WESTERN CAROLINA	W 71-64	4741
3-point FG pct	.323	.315	12/01/18	at Richmond	L 74-84	6076
3-pt FG made per game	6.3	7.3	12/06/18	CHARLOTTE	W 80-56	5248
FREE THROWS-ATT	297-411	239-336	12/17/18	DAVIDSON	W 67-63	6149
Free throw pct	.723	.711	12/22/18	at Tennessee	L 64-83	19846
F-Throws made per game	18.6	14.9	12/29/18	GARDNER-WEBB	L 69-73	5975
REBOUNDS	604	528	01/02/19	CORNELL	W 83-61	4878
Rebounds per game	37.8	33.0	* 01/05/19	at Georgia Tech	L 79-92	6397
Rebounding margin	+4.8	-	* 01/08/19	DUKE	L 65-87	14268
ASSISTS	175	242	* 01/12/19	at Miami (FL)	L 65-76	7197
Assists per game	10.9	15.1	* 01/15/19	NC STATE	W 71-67	10157
TURNOVERS	207	185	* = Conference game			
Turnovers per game	12.9	11.6	% = Myrtle Beach Invitational (Conway, S.C.)			
Turnover margin	-1.4	-				
Assist/turnover ratio	0.8	1.3				
STEALS	85	106				
Steals per game	5.3	6.6				
BLOCKS	44	59				
Blocks per game	2.8	3.7				
ATTENDANCE	62097	42823				
Home games-Avg/Game	9-6900	4-9879				
Neutral site-Avg/Game	-	3-1102				

Score by Periods	1st	2nd	OT	Totals
Wake Forest	555	610	8	1173
Opponents	512	666	10	1188