

CAROLINA

Game 9: at Virginia Tech
Sunday, December 4
Cassell Coliseum
Blacksburg, Va.
3 p.m. – ACC Network

2022-23 SCHEDULE (5-3)

(4-0 Home, 0-1 Away, 1-2 Neutral)

NOVEMBER (AP rankings)

| | | | |
|----|-----------------------------|-------------------|------|
| 7 | UNCW (1/-) | W, 69-56 | ACCN |
| 11 | College of Charleston (1/-) | W, 102-86 | RSN |
| 15 | Gardner-Webb (1/-) | W, 72-66 | ACCN |
| 20 | James Madison (1/-) | W, 80-64 | ACCN |
| 24 | vs. Portland@ (1/-) | W, 89-81 | ESPN |
| 25 | vs. Iowa State@ (1/-) | L, 65-70 | ESPN |
| 27 | vs. Alabama@ (1/18) | L, 101-103 (4 OT) | ESPN |
| 30 | at Indiana# (18/10) | L, 65-77 | ESPN |

DECEMBER

| | | | |
|----|-------------------------|-----------|-------|
| 4 | at Virginia Tech (18/-) | 3 p.m. | ACCN |
| 10 | Georgia Tech | 3:15 p.m. | ESPN |
| 13 | The Citadel | 7 p.m. | ESPN2 |
| 17 | vs. Ohio State! | 3 p.m. | CBS |
| 21 | vs. Michigan& | 7 p.m. | ESPN |
| 30 | at Pittsburgh | | ACCN |

JANUARY

| | | | |
|----|----------------|------------|--------|
| 4 | Wake Forest | 9 p.m. | ACCN |
| 7 | Notre Dame | 11:30 a.m. | ESPN2 |
| 10 | at Virginia | 9 p.m. | ESPN/2 |
| 14 | at Louisville | 2 p.m. | ESPN |
| 17 | Boston College | 7 p.m. | RSN |
| 21 | NC State | 5 p.m. | ACCN |
| 24 | at Syracuse | 9 p.m. | ESPN |

FEBRUARY

| | | | |
|----|------------------|-----------|--------|
| 1 | Pittsburgh | 7 p.m. | ACCN |
| 4 | at Duke | 6:30 p.m. | ESPN |
| 7 | at Wake Forest | 7 p.m. | ESPN/2 |
| 11 | Clemson | 2 p.m. | ESPN/2 |
| 13 | Miami | 7 p.m. | ESPN |
| 19 | at NC State | 1 p.m. | ESPN |
| 22 | at Notre Dame | 9 p.m. | ESPN/2 |
| 25 | Virginia | 6/8 p.m. | ESPN |
| 27 | at Florida State | 7 p.m. | ESPN |

MARCH

| | | | |
|------|-----------------|-----------|------|
| 4 | Duke | 6:30 p.m. | ESPN |
| 7-11 | ACC Tournament* | | |

SITE/SPECIAL EVENT KEY

@ Phil Knight Invitational, Portland, Ore.
 # ACC-Big Ten Challenge
 ! CBS Sports Classic, New York, N.Y.
 & Jumpman Invitational, Charlotte, N.C.
 * ACC Tournament, Greensboro, N.C.

All Times Eastern

North Carolina at Virginia Tech Broadcast Information

TV: ACC Network

RADIO: Tar Heel Sports Properties (Jones Angell, Eric Montross, Adam Lucas)

SATELLITE RADIO: Sirius/XM 136 or 193

7 NATIONAL CHAMPIONSHIPS: NCAA 1957, 1982, 1993, 2005, 2009, 2017; Helms 1924
 21 FINAL FOURS



52 NCAA TOURNAMENT APPEARANCES
 32 ACC REGULAR-SEASON CHAMPIONSHIPS
 18 ACC TOURNAMENT CHAMPIONSHIPS
 38 ASSOCIATED PRESS FINAL TOP-10 RANKINGS



GAME 9: AT VIRGINIA TECH

- The 70th season of Atlantic Coast Conference play begins for the Tar Heels when they travel to Virginia Tech for a 3 p.m. tip on Sunday, Dec. 4.
- The Tar Heels have lost three games in a row since an 89-81 win over Portland on November 24 in the opening round of the Phil Knight Invitational in Portland, Ore.
- Iowa State rallied from seven points down with 3:30 to play for a 70-65 win, Alabama overcame a 66-58 Carolina lead with 8:45 to play for a 103-101 win in four overtimes and Indiana led for more than 37 minutes in the Hoosiers' 77-65 win in Bloomington.
- Carolina has lost three straight games for the first time it dropped seven straight ACC games in February 2020.
- This is the second time UNC has opened ACC play coming off three losses. In 2001-02 the Tar Heels dropped their first three games of the season to Hampton, Davidson and Indiana before beating Georgia Tech in Chapel Hill in the conference opener.
- The Virginia Tech game is UNC's final game of a five-game road trip. The Tar Heels return to the Smith Center December 10 vs. Georgia Tech.

ACC OPENER

- This is the 70th season of Atlantic Coast Conference basketball.
- The Tar Heels have won 32 regular-season ACC championships and 18 ACC Tournament championships.
- Carolina is 730-301 in regular-season ACC play. The 730 wins are the most in ACC history.
- Carolina is 56-13 in ACC openers. Last season, the Tar Heels won their league opener, 79-62, at Georgia Tech.
- This is the third straight season UNC is opening league play on the road.

UNC-VIRGINIA TECH

- Carolina is 72-16 all-time vs. the Hokies, including 19-6 since Virginia Tech began playing in the ACC in 2004-05.
- The Tar Heels have won four of the last five.
- UNC is 22-6 in Blacksburg, including 9-4 in Cassell Coliseum.
- Last year, the Tar Heels won two of the three games against the Hokies, sweeping home and away games in the regular season and losing by 13 in the ACC Tournament semifinals in Brooklyn.

STATISTICAL COMPARISON

| | UNC | VT |
|-----------------------|----------|----------|
| Record | 5-3, 0-0 | 7-1, 0-0 |
| Points/Game | 80.4 | 76.8 |
| Scoring Defense | 75.4 | 64.3 |
| Scoring Margin | +5.0 | +12.5 |
| FG% | .449 | .495 |
| 3FG% | .304 | .357 |
| 3FGs/Game | 6.3 | 8.1 |
| FT% | .749 | .745 |
| FG% Defense | .423 | .421 |
| 3FG% Defense | .347 | .335 |
| Oppt 3FGs/Game | 8.3 | 7.4 |
| Rebounds/Game | 40.3 | 35.5 |
| Offensive Rebs/Game | 11.0 | 9.0 |
| Rebound Margin | +3.5 | +2.9 |
| Assists/Game | 11.4 | 14.6 |
| Turnovers/Game | 11.8 | 11.5 |
| Assists/Turnovers | 1.0 | 1.6 |
| Turnovers Forced/Game | 12.1 | 11.1 |

KenPom.com (as of 12/2)

| | | |
|------------------------|------------|------------|
| Overall Ranking | 23 | 38 |
| Offensive Efficiency | 114.2 (11) | 112.1 (24) |
| Defensive Efficiency | 94.4 (50) | 96.5 (71) |
| Effective FG Pct. | 50.0 (162) | 56.3 (24) |
| Turnover Pct. | 15.8 (38) | 13.4 (6) |
| Offensive Rebound Pct. | 30.4 (135) | 28.5 (194) |
| FTA/FGA | 43.5 (17) | 22.3 (340) |
| Strength of Schedule | 23 | 335 |

CAROLINA STATS IN WINS vs. LOSSES

| | 5 Wins | 3 Losses |
|-----------------------|-------------|-------------|
| Points Per Game | 82.4 | 77.0 |
| Oppt. Points Per Game | 70.6 | 83.3 |
| FG% | .484 | .400 |
| Oppt. FG% | .408 | .445 |
| 3FG% | .333 | .254 |
| Oppt. 3FG% | .319 | .394 |
| 3FGs Per Game | 6.8 | 5.0 |
| Oppt. 3FGs Per Game | 7.6 | 9.3 |
| FT% | .734 | .778 |
| Oppt. FT% | .707 | .667 |
| Rebound Margin | +5.2 | +0.7 |
| Assists/Turnovers | 59/52 (1.1) | 32/42 (0.8) |
| Opponent A/T0 | 56/57 (1.0) | 51/40 (1.3) |

| Carolina's Top 5 Scorers | 5 Wins |
|--------------------------|--------|
| Caleb Love | 18.8 |
| Armando Bacot | 16.8 |
| RJ Davis | 15.2 |
| Pete Nance | 14.0 |
| Leaky Black | 9.0 |

| Carolina's Top 5 Scorers | 3 Losses |
|--------------------------|----------|
| Caleb Love | 19.7 |
| Armando Bacot | 15.0 |
| RJ Davis | 15.0 |
| Pete Nance | 9.3 |
| Puff Johnson | 7.3 |

UNC'S RECORD WHEN ... UNDER HUBERT DAVIS

| | 2022-23 | Total |
|-------------------------------------|------------|--------------|
| Home | 4-0 | 19-2 |
| Away | 0-1 | 8-4 |
| Neutral | 1-2 | 7-7 |
| Overtime | 0-1 | 3-1 |
| Leads at Half | 4-1 | 25-2 |
| Trails at Half | 1-2 | 6-11 |
| Tied at Half | | 3-0 |
| UNC shoots 50% or better FG | 2-0 | 12-0 |
| UNC shoots 40-49.9% FG | 2-2 | 17-8 |
| UNC shoots under 40% FG | 1-1 | 5-5 |
| Opponents shoot 50% or better FG | 0-1 | 1-7 |
| Opponents shoot 40-49.9% FG | 3-2 | 17-6 |
| Opponents shoot under 40% FG | 2-0 | 16-0 |
| UNC has more rebounds | 3-1 | 32-8 |
| Opponents have more rebounds | 2-2 | 2-5 |
| Teams have same rebounds | | |
| UNC has more offensive rebounds | 3-2 | 22-9 |
| Opps have more offensive rebounds | 2-1 | 10-4 |
| Teams have same offensive rebounds | | 2-0 |
| UNC has more turnovers | 2-2 | 19-10 |
| Opponents have more turnovers | 3-1 | 11-3 |
| Teams have same number of turnovers | | 4-0 |
| UNC scores 80 or more points | 3-1 | 18-2 |
| UNC scores less than 80 points | 2-2 | 16-11 |
| UNC scores 90 or more points | 1-1 | 10-1 |
| UNC scores 100 or more points | 1-1 | 2-1 |
| Opponents score 80 or more points | 2-1 | 8-7 |
| Opponents score less than 80 points | 3-2 | 26-6 |
| Opponents score 90 or more points | 0-1 | 0-4 |
| Opponents score 100 or more points | 0-1 | 0-1 |
| OVERALL RECORD | 5-3 | 34-13 |

CURRENT STREAKS

| | |
|---------------------------------------|--------|
| Overall | Lost 3 |
| Home | Won 6 |
| Road | Lost 1 |
| Neutral Site | Lost 2 |
| vs. ACC Opponents (all games) | Won 1 |
| vs. Home Non-ACC | Won 11 |
| vs. Home ACC | Won 2 |
| vs. Road Non-ACC | Lost 1 |
| vs. Road ACC | Won 5 |
| AP-ranked opponents | Lost 3 |
| Overtime | Lost 1 |
| UNC Scores 100 Points | Lost 1 |
| UNC Scores 90 Points | Lost 1 |
| UNC Scores 80 Points | Lost 1 |
| UNC Scores Less than 80 Points | Lost 2 |
| UNC Scores Less than 70 Points | Lost 2 |
| UNC Scores Less than 60 Points | Lost 1 |
| Opponents Score 80 Points | Lost 1 |
| UNC Leads at the Half | Lost 1 |
| Tied at the Half | Won 3 |
| UNC Trails at the Half | Lost 2 |
| UNC Shoots 50% Field Goals | Won 20 |
| UNC Shoots Under 40% Field Goals | Lost 1 |
| Opponents Shoot 50% Field Goals | Lost 7 |
| Opponents Shoot Under 40% Field Goals | Won 20 |
| UNC Makes 7 or More 3FGs | Lost 1 |
| Opponents Make 10 or More 3FGs | Lost 1 |
| UNC Makes 20 Free Throws | Lost 1 |
| Opponents Make More Free Throws | Lost 2 |
| UNC Has More Rebounds | Lost 1 |
| Opponents Have More Rebounds | Lost 2 |
| UNC Has More Turnovers | Lost 2 |
| Opponents Have More Turnovers | Lost 1 |

LAST SEASON VS. THE HOKIES

JAN. 24, 2022 IN CHAPEL HILL

UNC 78, VIRGINIA TECH 68

- It was the first time all season five Tar Heels scored in double figures.
- Caleb Love had game highs in points (22) and assists (5) and Armando Bacot had 14 points and 20 rebounds.
- Leaky Black scored 10 points, his highest total to that point in the season, and made two three-pointers for the first time since he had two against the Hokies in the 2021 ACC quarterfinals.
- Carolina shot under 40% from the floor in both halves, but made 40% from three (10 of 25).

FEBRUARY 19, 2022 IN BLACKSBURG

UNC 65, VIRGINIA TECH 57

- The Tar Heels held Virginia Tech to a season-low 57 points in Cassell Coliseum.
- Carolina held Tech, which came into the game second in the country in three-point percentage, to 5 of 26 from three (a season-low 19.2% for the Hokies).
- Love had 21 points and a season-high seven assists.
- Bacot scored 12 points, all in the second half, had 15 rebounds and blocked five shots.

MARCH 11, 2022, ACC SEMIFINAL IN BROOKLYN

VIRGINIA TECH 72, UNC 59

- Carolina's season-long winning streak ended after six games.
- The 59 points were UNC's fewest against Virginia Tech since a 62-48 loss in Blacksburg on 12/5/1949.
- Carolina came into the game averaging 8.4 three-pointers per game at a 37.1% clip, but went 3 for 26 (11.5%).
- The three 3FGs were the fewest ever in a game in which UNC attempted 25 or more.
- Virginia Tech out-scored Carolina, 12-4, in points off turnovers.
- Bacot was 9 for 10 from the floor and led UNC with 19 points and 14 rebounds.

FOUR OVERTIMES

- Carolina lost the third-place game in the Phil Knight Invitational, 103-101, to Alabama in Portland, Ore., on Sunday.
- It was the second four-overtime game in UNC history and the first since Carolina beat Tulane, 113-106, in New Orleans on Feb. 14, 1976. Mitch Kupchak had 35 points and 21 rebounds, Walter Davis scored 26 and Phil Ford had 22 points and seven assists in a school-record 58 minutes played.
- It was just the third time in 211 games UNC lost when scoring 100 points.
- Caleb Love, who was named to the PKI All-Tournament team, scored a career-high 34 points against the Tide. Armando Bacot had 20 points and 10 rebounds and RJ Davis scored 19 points.
- Alabama came into the game No. 1 in the country in rebounding and rebound margin and out-rebounded the Tar Heels, 58-54, but UNC out-scored the Tide, 18-15, in second-chance points.
- The Tar Heels trailed by three at the half, led by eight with just under nine minutes to play in regulation and had numerous opportunities to win the game at the end of the second half and in overtime.
- Carolina, which was 3-0 in overtime games

CAROLINA BASKETBALL SPORTS INFORMATION/ MEDIA RELATIONS

Senior Associate AD (contact for Hubert Davis)

Steve Kirschner

Direct Office Phone

(919) 962-7258

Cell Phone

(919) 475-2695

Email

stevekirschner@unc.edu

Associate Director (contact for player interviews)

Matt Bowers

Cell Phone

(919) 619-7021

Email

mattbowers@unc.edu

Office Phone

(919) 962-2123

Office Location

UNC Media & Communications Center
2nd Floor, 380 Skipper Bowles Drive

Web Site

GoHeels.com

Carolina Basketball Twitter

@UNC_Basketball

Stats and Notes Twitter

@UNCMBBStats

Instagram

UNC_Basketball

YouTube

UNC TarHeelsAthletics

PRESS CONFERENCE SCHEDULE

| | | |
|--------|----------------------------------|--------|
| Dec 2 | two days before at Virginia Tech | 2 p.m. |
| Dec 9 | day before Georgia Tech | 2 p.m. |
| Dec 15 | two days before Ohio State | TBA |
| Dec 20 | day before Michigan | TBA |
| Dec 29 | day before at Pittsburgh | TBA |
| Jan 3 | day before Wake Forest | TBA |
| Jan 13 | day before at Louisville | 2 p.m. |
| Jan 20 | day before NC State | 2 p.m. |
| Feb 3 | day before at Duke | 2 p.m. |
| Feb 10 | day before Clemson | 2 p.m. |
| Feb 17 | two days before at NC State | 2 p.m. |
| Feb 24 | day before Virginia | 2 p.m. |
| Mar 2 | two days before Duke | 2 p.m. |

Coach Davis on the ACC Media Zoom

Jan 9, Jan 16 and Jan 30 at 11 a.m.

Jan 23, Feb 6 and Feb 20 at 10:50 a.m.

a season ago, had not played a triple overtime game since 2003-04 (a 119-114 loss to Wake Forest).

- More details on the Alabama game and the other two games in Portland on page 11 of these notes.

LOVE JOINS THE 1,000-POINT CLUB

- Junior guard Caleb Love became the 80th Tar Heel to score 1,000 points, surpassing the mark in the opening moments of the win over Portland on Thanksgiving Day.
- Love, who now has 1,079 points, scored his 1,000th point in his 73rd game, the fewest games needed since Harrison Barnes hit the mark in his 61st game as a Tar Heel. Love was the 12th Tar Heel to score 1,000 since Barnes got there in 2012.
- Love was the 29th-fastest Tar Heel to score 1,000 points among the program's 80 1,000-point scorers.
- Carolina has an NCAA-record 80 1,000-point scorers, including Love and Armando Bacot, who scored his 1,000th point on 1/29/22.
- Louisville is second all-time with 69 1,000-point scorers.

CAROLINA'S RESULTS IN THE ACC-BIG TEN CHALLENGE

Dec. 1, 1999 – Chapel Hill

(8) Michigan State 86, (2) UNC 76

Nov. 29, 2000 – East Lansing, Mich.

(3) Michigan State 77, (6) UNC 64

Nov. 28, 2001 – Chapel Hill

(24) Indiana 79, UNC 66

Dec. 3, 2002 – Champaign, Ill.

(25) Illinois 92, (12) UNC 65

Dec. 2, 2003 – Greensboro, N.C.

(10) UNC 88, (11) Illinois 81

Dec. 1, 2004 – Bloomington, Ind.

(9) UNC 70, Indiana 63

Nov. 29, 2005 – Chapel Hill

(12) Illinois 68, UNC 64

Nov. 29, 2006 – Chapel Hill

(7) UNC 98, (3) Ohio State 89

Nov. 28, 2007 – Columbus, Ohio

(1) UNC 66, Ohio State 55

Dec. 3, 2008 – Detroit, Mich.

(1) UNC 98, (13) Michigan State 63

Dec. 1, 2009 – Chapel Hill

(10) UNC 89, (9) Michigan State 82

Nov. 30, 2010 – Champaign, Ill.

(20) Illinois 79, UNC 67

Nov. 30, 2011 – Chapel Hill

(5) UNC 60, (9) Wisconsin 57

Nov. 27, 2012 – Bloomington, Ind.

(1) Indiana 83, (14) UNC 59

Dec. 4, 2013 – East Lansing, Mich.

UNC 79, (1) Michigan State 65

Dec. 3, 2014 – Chapel Hill

Iowa 60, (12) UNC 55

Dec. 1, 2015 – Chapel Hill

(9) UNC 89, (2) Maryland 81

Nov. 30, 2016 – Bloomington, Ind.

(13) Indiana 76, (3) UNC 67

Nov. 29, 2017 – Chapel Hill

(13) UNC 86, Michigan 71

Nov. 28, 2018 – Ann Arbor, Mich.

(7) Michigan 84, (11) UNC 67

Dec. 4, 2019 – Chapel Hill

(6) Ohio State 74, (7) UNC 49

Dec. 8, 2020 – Iowa City, Iowa

(3) Iowa 93, (16) UNC 80

Dec. 1, 2021 – Chapel Hill

UNC 72, (24) Michigan 51

Nov. 30, 2022 – Bloomington, Ind.

UNC 65 (18) vs. Indiana 77 (10)

(AP rankings)

UNC record: 11-13

UNC at home: 6-5

UNC away: 3-8

UNC at neutral sites: 2-0

vs. Michigan State: 3-2

vs. Michigan: 2-1

vs. Ohio State: 2-1

vs. Maryland: 1-0

vs. Wisconsin: 1-0

vs. Illinois: 1-3

vs. Indiana: 1-4

vs. Iowa: 0-2

MOST 1,000-POINT SCORERS

All Schools

| North Carolina | 80 |
|----------------|----|
| Louisville | 69 |
| Villanova | 68 |
| Duke | 67 |
| Kansas | 65 |
| Notre Dame | 65 |
| Syracuse | 65 |
| Kentucky | 60 |
| Ohio State | 60 |
| UCLA | 59 |

NO. 1

• The Nov. 21 poll was the 113th time UNC was ranked No. 1 in an AP poll, fourth most in NCAA college basketball history.

• This was the 10th time the Tar Heels have been ranked No. 1 to begin a season (1977-78, 1981-82, 1983-84, 1986-87, 1993-94, 2007-08, 2008-09, 2011-12, 2015-16 and 2022-23).

• UNC's 10 preseason No. 1 rankings are the most all-time, breaking a tie with Duke. UCLA is third with eight, Kentucky is fourth with six and Arizona, Indiana, Kansas and Michigan are tied with three.

• Carolina's No. 1 ranking in the 2022-23 preseason poll marked the 66th season UNC has been ranked at least once in the 75-year history of the Associated Press poll. In 58 of those 66 seasons, the Tar Heels have been ranked at least one time in the top 10.

• This is the 21st season UNC has been ranked No. 1 in the AP poll at some point in the season. It's the first time UNC is the preseason No. 1 team since 2015-16; the Tar Heels played in the national championship game that year.

• Head coach Hubert Davis's Tar Heels were picked to finish No. 1 in the ACC at the conference's preseason media day in Charlotte.

RETURNING TAR HEELS

• Carolina returns four starters from last season's team that went 29-10 overall, 15-5 in the ACC, was the No. 3 seed in the ACC Tournament, No. 8 seed in the East Regional in the NCAA Tournament, won the NCAA East Regional and advanced to the national championship game.

• The four returning starters include graduate student small forward Leaky Black, senior forward/center Armando Bacot and junior guards RJ Davis and Caleb Love.

• UNC returns 71.2% of the scoring from a year ago in addition to 58.5% of its rebounding, 82.3% of its assists and 58.5% of its three-point field goals.

• Brady Manek, a fifth-year grad student from Oklahoma, averaged 15.1 points and 6.1 rebounds, made 98 threes, the second most in UNC single-season history, and led the ACC in three-point percentage (.403). Manek is currently playing professional basketball in Australia.

PRESEASON ACCOLADES

• Carolina is one of three teams (with Duke and Kentucky) with three players on the John R. Wooden Award preseason top 50. Armando Bacot, RJ Davis and Caleb Love are among the preseason players to watch.

• Bacot was one of five players named to the Associated Press's 2022-23 Preseason All-America team. Bacot is joined on the AP team by Oscar Tshiebwé (Kentucky), Drew Timme (Gonzaga),

UNC'S RECORD THIS SEASON WHEN...

| | |
|--|-----|
| Five players score in double figures | 1-1 |
| Four players score in double figures | 2-1 |
| Three players score in double figures | 2-1 |
| Two players score in double figures | |
| One player scores in double figures | |
| Armando Bacot scores in double figures | 5-3 |
| Leaky Black scores in double figures | 2-1 |
| RJ Davis scores in double figures | 5-3 |
| Caleb Love scores in double figures | 4-3 |
| Pete Nance scores in double figures | 3-2 |
| Armando Bacot has a double-double | 2-2 |
| Pete Nance has a double-double | 0-1 |
| Two Tar Heels have double-doubles | 0-1 |
| Two players score 20 points | 2-1 |
| Armando Bacot scores 20 or more points | 1-1 |
| RJ Davis scores 20 or more points | 1-0 |
| Caleb Love scores 20 or more points | 3-1 |
| Pete Nance scores 20 or more points | 1-0 |
| RJ Davis has more assists than turnovers | 4-1 |
| RJ Davis has five or more assists | 3-0 |
| Caleb Love has more assists than turnovers | 3-0 |
| Caleb Love has five or more assists | 1-0 |
| Leaky Black has three or more assists | 2-0 |
| Leaky Black makes multiple 3FGs | 1-1 |
| RJ Davis makes multiple 3FGs | 2-1 |
| Caleb Love makes multiple 3FGs | 2-2 |
| Pete Nance makes multiple 3FGs | 2-0 |

Trayce Jackson-Davis (Indiana) and Marcus Sasser (Houston).

• Bacot was chosen the Preseason ACC Player of the Year at the league's media day.

• Bacot also was named a preseason first-team All-America by The Sporting News, The Athletic, CBSSports.com, Fox, Blue Ribbon Yearbook, Dick Vitale, College Hoops Today and Field of 68.

• Davis was named preseason first-team All-America by Lindy's. He received second-team All-America recognition from Dick Vitale and third team from College Hoops Today.

• Davis was selected to the All-ACC third team at the league's media day and was also chosen by Lindy's as part of the No. 1 backcourt in the country with junior guard Caleb Love.

• Love was named to the preseason All-ACC team and a second-team All-America by The Athletic, CBSSports.com, College Hoops Today and Dick Vitale.

• Lindy's tabbed Love as the top playmaker and most entertaining player in the ACC.

• Field of 68 chose Pete Nance as the No. 2 transfer player to watch. Nance previously played four seasons at Northwestern, where he led the Wildcats last season in scoring, rebounding, three-point percentage and blocks. He scored 1,025 points (9.6 per game) in 107 career games.

• The Naismith Basketball Hall of Fame announced preseason watch lists for its positional awards and four Tar Heels were named to the respective lists: Caleb Love (Bob Cousy Award for point guards), Leaky Black (Julius Erving Award for small forwards), Pete Nance (Karl Malone Award for power forwards) and Armando Bacot (Kareem Abdul-Jabbar Award for centers).

• Bacot (No. 3), Love (No. 10), Davis (No. 31) and Black (No. 95) were named among CBSSports.com's top 100 players.

• Three Tar Heels – Bacot, Davis and Love – are among 20 players on the NABC Player of the Year watch list. UNC is the only team with three players on the NABC list (Baylor has two).

IN THE RECORD BOOK

• Carolina has an NCAA-record 80 1,000-point scorers, including Caleb Love and Armando Bacot. RJ Davis needs 107 to reach the 1,000-point mark.

• Bacot set UNC single-season records last year with 511 rebounds, 31 double-doubles, five 20-rebound games (tied), 32 games with 10 or more rebounds, rebounds in an NCAA Tournament and rebounds by a Tar Heel in the Elite 8, national semifinal and national championship games.

• Bacot became the first player in NCAA Tournament history with six double-doubles in one year and tied the NCAA single-season record for double-doubles with 31 (Navy's David Robinson also had 31 in 1985-86).

• Bacot grabbed a career-high 23 rebounds in UNC's 80-64 win over previously unbeaten James Madison. Bacot's 23 rebounds (and Leaky Black's career-high 12 boards) helped the Tar Heels out-rebound the Dukes, 50-34, on Nov. 20.

• Bacot's 23 rebounds marked his sixth career game with 20 or more and 18th with 15 or more.

• Bacot had 10 rebounds at Indiana, his 60th game with 10 or more. Hall of Famer Billy Cunningham is the only Tar Heel with more games with 10 or more rebounds – Cunningham accomplished that 61 times.

• Bacot is second in UNC history in double-doubles (53), second in offensive rebounds per game (3.50), fourth in rebounds (1,090) and sixth in rebounds per game (10.1). The Richmond, Va., native is one of eight Tar Heels to average a career double-double (13.2/10.1).

• Sean May and Bacot are the only Tar Heels to average a double-double over a career in the last 50 seasons.

• Bacot needs eight rebounds to pass George Lynch for third all-time at UNC.

REBOUNDS – UNC, CAREER

| | | |
|-----|--------------|-----------------------------|
| 1. | 1,219 | Tyler Hansbrough, 2005-09 |
| 2. | 1,168 | Sam Perkins, 1980-84 |
| 3. | 1,097 | George Lynch, 1989-93 |
| 4. | 1,090 | Armando Bacot, 2019- |
| 5. | 1,062 | Billy Cunningham, 1962-65 |
| 6. | 1,052 | Kennedy Meeks, 2013-17 |
| 7. | 1,035 | Brice Johnson, 2012-16 |
| 8. | 1,027 | Antawn Jamison, 1995-98 |
| 9. | 1,006 | Mitch Kupchak, 1972-76 |
| 10. | 1,003 | Brad Daugherty, 1982-86 |

REBOUNDING AVERAGE — UNC, CAREER

| | |
|------|-----------------------------|
| 15.4 | Billy Cunningham, 1962-65 |
| 10.6 | Doug Moe, 1958-61 |
| 10.5 | Pete Brennan, 1955-58 |
| 10.4 | Lennie Rosenbluth, 1954-57 |
| 10.3 | Rusty Clark, 1966-69 |
| 10.1 | Armando Bacot, 2019- |
| 10.0 | Sean May, 2002-05 |
| 10.0 | Bud Maddie, 1953-54 |
| 9.9 | Antawn Jamison, 1995-98 |
| 9.2 | Larry Miller, 1965-68 |

OFFENSIVE REBOUNDS PER GAME – UNC, CAREER

(100 or more since 1986-87)

| | |
|------|---|
| 3.61 | Antawn Jamison, 1995-98 |
| 3.50 | Armando Bacot (378 in 108 games) |
| 3.47 | Sean May, 2002-05 |
| 3.39 | Tyler Hansbrough, 2005-09 |
| 3.06 | George Lynch, 1989-93 |

DOUBLE-DOUBLES (POINTS & REBOUNDS) –

UNC, CAREER

| | |
|----|-----------------------------|
| 60 | Billy Cunningham, 1962-65 |
| 53 | Armando Bacot, 2019- |
| 51 | Antawn Jamison, 1995-98 |
| 47 | Tyler Hansbrough, 2005-09 |
| 47 | Sam Perkins, 1980-84 |

GAMES WITH DOUBLE-FIGURE REBOUNDS –

UNC, CAREER

| | |
|----|-----------------------------|
| 61 | Billy Cunningham, 1962-65 |
| 60 | Armando Bacot, 2019- |

AVERAGE A DOUBLE-DOUBLE — UNC, CAREER

Armando Bacot: 13.2 ppg, 10.1 rpg, 2019-

| |
|---|
| Sean May: 15.8 ppg & 10.0 rpg, 2002-05 |
| Robert McAdoo: 19.5 ppg & 10.1 rpg, 1971-72 |
| Rusty Clark: 14.7 ppg & 10.2 rpg, 1966-69 |
| Billy Cunningham: 24.8 ppg & 15.4 rpg, 1962-65 |
| Doug Moe: 16.5 ppg & 10.6 rpg, 1958-61 |
| Pete Brennan: 16.4 ppg & 10.5 rpg, 1955-58 |
| Lennie Rosenbluth: 26.9 ppg & 10.4 rpg, 1954-57 |

• Leaky Black has played in 130 games in four-plus seasons. He could break Deon Thompson's school record for games played (152).

• Black is one of two Tar Heels to start at least 100 career games. Bacot has made 107 starts and Black has 105.

• Love played 57:24 in Carolina's four-overtime loss to Alabama. That is the second-highest minutes played in a game by a Tar Heel. Phil Ford played 58 minutes in a four-OT win at Tulane in 1976.

• RJ Davis and Caleb Love rank fifth and tied for seventh, respectively, in UNC history in free throw percentage.

HIGHEST FT PERCENTAGE — UNC, CAREER

(MIN. 100 MADE)

| Name (Years Played) | Made | Att. | Pct. |
|----------------------------------|------------|------------|-------------|
| Shammond Williams (1994-98) | 291 | 343 | .848 |
| Marvin Williams (2004-05) | 138 | 163 | .847 |
| Danny Green (2005-09) | 202 | 239 | .845 |
| Marcus Paige (2012-16) | 347 | 411 | .844 |
| RJ Davis (2020-present) | 186 | 221 | .842 |
| Jeff Lebo (1985-89) | 308 | 367 | .839 |
| Caleb Love (2020-present) | 222 | 266 | .835 |
| Jim Braddock (1979-83) | 106 | 127 | .835 |
| Dennis Wuycik (1969-72) | 431 | 517 | .834 |
| Joel Berry II (2014-18) | 333 | 400 | .833 |
| Darrell Elston (1971-74) | 125 | 150 | .833 |

NBA TAR HEELS

| | |
|------------------------------------|---------------|
| Cole Anthony , 3rd year | Orlando |
| Harrison Barnes , 11th year | Sacramento |
| Tony Bradley , 6th year | Chicago |
| Reggie Bullock , 10th year | L.A. Clippers |
| Danny Green , 14th year | Memphis |
| Justin Jackson , 6th year | Boston |
| Cameron Johnson , 4th year | Phoenix |
| Nassir Little , 4th year | Portland |
| Theo Pinson , 5th year | Dallas |
| Day'Ron Sharpe , 2nd year | Brooklyn |
| Coby White , 4th year | Chicago |

The following players are playing professional basketball overseas or the G League:

| |
|--|
| Garrison Brooks (G-League, Westchester, N.Y.) |
| Tyler Hansbrough (Puerto Rico) |
| John Henson (Puerto Rico) |
| Isaiah Hicks (Japan) |
| Joel James (Russia) |
| Brice Johnson (Japan) |
| Christian Keeling (Finland) |
| Justin Knox (South Korea) |
| Brady Manek (Australia) |
| Luke Maye (Spain) |

James Michael McAdoo (Japan)

| |
|---|
| Kennedy Meeks (Dominican Republic) |
| Walker Miller (The Netherlands) |
| Marcus Paige (Spain) |
| Justin Pierce (Montenegro) |
| Reyshawn Terry (Argentina) |
| Deon Thompson (Turkey) |
| J.P. Tokoto (Israel) |
| Kenny Williams (Greece) |

MILLER, WILLIAMS INDUCTED INTO COLLEGE HALL

• Larry Miller, the only Tar Heel to twice earn ACC Player of the Year and ACC Tournament MVP honors, and three-time national championship winning head coach Roy Williams were inducted in the NABC College Basketball Hall of Fame Nov. 20 in Kansas City.

• Williams has been a member of the College Hall of Fame since it opened in 2009 by virtue of his being enshrined in the Naismith Hall of Fame in 2007, but was formally inducted in the college hall.

• Miller joined a class that included John Beilein, Jim Calhoun, Richard Hamilton, Jerry Krause, Lon Kruger, Frank Selvy and Jimmy Walker.

• Miller and Williams are among 13 Tar Heels in the College Basketball Hall of Fame with Larry Brown, Ben Carnevale, Billy Cunningham, Phil Ford, Antawn Jamison, Bob McAdoo, Frank McGuire, Sam Perkins, Charlie Scott, Dean Smith and James Worthy.

• In September, George Karl was inducted in the Naismith Hall of Fame. Karl, who played at UNC from 1970-73, became the 12th Tar Heel enshrined in Springfield with Brown, Carnevale, Cunningham, Bobby Jones, Michael Jordan, McAdoo, McGuire, Scott, Smith, Williams and James Worthy.

NOVEMBER SIGNEES

• Carolina signed two players to National Letters of Intent in November 2022.

• Zayden High, a 6-10 forward from San Antonio, Texas. High attends AZ Compass Prep in Chandler, Ariz., where he plays for Coach Ed Gipson.

• Simeon Wilcher, a 6-5 guard from Plainfield, N.J. Wilcher plays for Coach Dave Boff at Roselle Catholic High School in Roselle, N.J.

ALL-TIME RESULTS VS. VIRGINIA TECH



UNC LEADS, 72-16

| Date | W-L | NC | VT | Site | Rank | Coach |
|-----------|---------|-----|----|--------------------------------------|------|-------|
| 2-15-1912 | L | 28 | 37 | home, Bynum Gym | — | NC |
| 2-25-1913 | W | 29 | 9 | home, Bynum Gym | — | NC |
| 2-8-1916 | L | 27 | 44 | Roanoke | — | CD |
| 2-13-1917 | W | 31 | 23 | home, Bynum Gym | — | HP |
| 2-28-1917 | L | 22 | 30 | Roanoke | — | HP |
| 2-19-1919 | L | 14 | 37 | away, Fieldhouse | — | none |
| 2-20-1919 | L | 22 | 28 | Roanoke | — | none |
| 2-26-25 | W | 42 | 13 | Atlanta, Municipal Auditorium, SoCon | — | MM |
| 2-3-27 | W | 36 | 22 | home, Indoor Athletic Court | — | JA |
| 1-31-29 | W | 33 | 27 | home, Indoor Athletic Court | — | JA |
| 2-5-30 | W | 30 | 21 | away, War Memorial Gymnasium | — | JA |
| 2-21-30 | W | 41 | 23 | home, Indoor Athletic Court | — | JA |
| 1-23-31 | L | 28 | 31 | home, Indoor Athletic Court | — | JA |
| 2-5-31 | W | 30 | 24 | away, War Memorial Gymnasium | — | JA |
| 1-15-32 | W | 38 | 26 | home, Indoor Athletic Court | — | GS |
| 2-5-32 | W | 31 | 20 | away, War Memorial Gymnasium | — | GS |
| 1-13-33 | W | 58 | 26 | home, Indoor Athletic Court | — | GS |
| 2-24-33 | W | 32 | 27 | Raleigh, Mem. Auditorium, SoCon | — | GS |
| 1-11-34 | W | 31 | 14 | away, War Memorial Gymnasium | — | GS |
| 1-26-34 | W | 42 | 21 | home, Indoor Athletic Court | — | GS |
| 1-12-35 | W | 29 | 9 | away, War Memorial Gymnasium | — | GS |
| 1-28-35 | W | 29 | 13 | home, Indoor Athletic Court | — | GS |
| 1-10-36 | W | 40 | 21 | away, War Memorial Gymnasium | — | WS |
| 1-28-36 | W | 34 | 26 | home, Indoor Athletic Court | — | WS |
| 1-12-37 | W | 38 | 26 | away, War Memorial Gymnasium | — | WS |
| 2-16-37 | W | 41 | 25 | home, Indoor Athletic Court | — | WS |
| 1-13-38 | W | 38 | 32 | away, War Memorial Gymnasium | — | WS |
| 1-18-39 | L | 35 | 36 | home, Woollen Gym | — | WS |
| 1-11-40 | W | 46 | 25 | Winston-Salem, Reynolds Gym | — | BL |
| 1-31-41 | W | 60 | 35 | home, Woollen Gym | — | BL |
| 1-15-43 | W | 38 | 35 | away, War Memorial Gymnasium | — | BL |
| 1-22-44 | W | 42 | 29 | home, Woollen Gym | — | BL |
| 2-25-44 | W | 39 | 24 | Raleigh, Mem. Auditorium, SoCon | — | BL |
| 1-18-45 | W | 55 | 30 | away, War Memorial Gymnasium | — | BC |
| 1-24-45 | W | 60 | 28 | home, Woollen Gym | — | BC |
| 1-12-46 | W | 48 | 40 | away, War Memorial Gymnasium | — | BC |
| 2-13-46 | W | 63 | 42 | home, Woollen Gym | — | BC |
| 2-7-47 | W | 57 | 51 | home, Woollen Gym | — | TS |
| 1-9-48 | W | 39 | 31 | away, War Memorial Gymnasium | — | TS |
| 1-26-48 | W | 68 | 35 | home, Woollen Gym | — | TS |
| 3-4-48 | W | 61 | 40 | Durham, Duke Indoor Stadium, SoCon | — | TS |
| 1-8-49 | W | 56 | 48 | away, War Memorial Gymnasium | — | TS |
| 1-24-49 | W | 78 | 59 | home, Woollen Gym | — | TS |
| 12-5-49 | L | 48 | 62 | away, War Memorial Gymnasium | — | TS |
| 1-27-50 | W | 66 | 53 | home, Woollen Gym | — | TS |
| 1-18-64 | L (2ot) | 88 | 90 | home, Woollen Gym | — | DES |
| 2-12-66 | L | 75 | 81 | home, Carmichael | — | DES |
| 2-25-67 | W | 110 | 78 | home, Carmichael | 5/- | DES |
| 12-2-67 | W | 89 | 76 | home, Carmichael | 4/- | DES |
| 2-10-68 | W | 80 | 70 | away, Cassell Coliseum | 3/- | DES |
| 1-11-69 | W | 99 | 77 | home, Carmichael | 2/- | DES |
| 2-25-70 | W | 98 | 70 | home, Carmichael | 19/- | DES |
| 12-11-71 | W | 93 | 60 | home, Carmichael | 3/- | DES |
| 12-9-72 | W | 96 | 82 | Charlotte Coliseum | 13/- | DES |
| 12-20-73 | W | 83 | 78 | Charlotte Coliseum | 4/- | DES |
| 2-17-75 | W | 87 | 75 | away, Cassell Coliseum | 11/- | DES |
| 12-6-75 | W | 88 | 75 | home, Carmichael | 4/- | DES |
| 12-11-76 | W | 81 | 77 | Roanoke Civic Center | 12/- | DES |
| 2-4-78 | W | 101 | 88 | Charlotte Coliseum | 6/- | DES |
| 2-3-79 | W (ot) | 92 | 80 | Charlotte Coliseum | 4/- | DES |
| 12-9-92 | W | 78 | 62 | Roanoke Civic Center | 5/- | DES |
| 1-21-95 | W | 87 | 76 | Greensboro Coliseum | 3/- | DES |
| 12-6-97 | W | 78 | 57 | Charlotte Coliseum | 3/- | BG |
| 12-19-04 | W | 85 | 51 | away, Cassell Coliseum | 5/- | RW |
| 1-10-06 | W | 64 | 61 | away, Cassell Coliseum | 20/- | RW |
| 1-13-07 | L | 88 | 94 | away, Cassell Coliseum | 1/- | RW |
| 2-13-07 | L (ot) | 80 | 81 | home, Smith Center | 4/- | RW |
| 2-16-08 | W | 92 | 53 | home, Smith Center | 5/- | RW |
| 3-15-08 | W | 68 | 66 | Charlotte Coliseum, ACC | 1/- | RW |
| 3-4-09 | W | 86 | 78 | away, Cassell Coliseum | 2/- | RW |
| 3-13-09 | W | 79 | 76 | Atlanta, Georgia Dome, ACC | 1/- | RW |
| 1-10-10 | W | 78 | 64 | home, Smith Center | 9/- | RW |
| 2-4-10 | L | 70 | 74 | away, Cassell Coliseum | — | RW |
| 1-13-11 | W | 64 | 61 | home, Smith Center | — | RW |
| 1-19-12 | W | 82 | 68 | away, Cassell Coliseum | 8/- | RW |
| 2-2-13 | W (ot) | 72 | 60 | home, Smith Center | — | RW |
| 3-1-14 | W | 60 | 56 | away, Cassell Coliseum | 19/- | RW |
| 1-18-15 | W | 68 | 53 | home, Smith Center | 15/- | RW |
| 1-24-16 | W | 75 | 70 | away, Cassell Coliseum | 2/- | RW |
| 1-26-17 | W | 91 | 72 | home, Smith Center | 9/- | RW |

| Date | W-L | NC | VT | Site | Rank | Coach |
|---------|---------|-----|----|--------------------------------|-------|-------|
| 1-22-18 | L | 69 | 80 | away, Cassell Coliseum | 10/- | RW |
| 1-21-19 | W | 103 | 82 | home, Smith Center | 11/10 | RW |
| 1-22-20 | L (2ot) | 77 | 79 | away, Cassell Coliseum | — | RW |
| 3-10-20 | W | 78 | 56 | Greensboro Coliseum, ACC | — | RW |
| 3-11-21 | W | 81 | 73 | Greensboro Coliseum, ACC | -/22 | RW |
| 1-24-22 | W | 78 | 68 | home, Smith Center | — | HD |
| 2-19-22 | W | 65 | 57 | away, Cassell Coliseum | — | HD |
| 3-11-22 | L | 59 | 72 | Brooklyn, Barclays Center, ACC | 25/- | HD |

UNC vs. Virginia Tech in ACC— 19-6

UNC at home— 33-6 (8-1 at Smith Center, 6-1 at Carmichael Auditorium, 8-2 at Woollen Gymnasium, 9-1 at Indoor Athletic Court, 2-1 at Bynum Gymnasium)

UNC on the road— 22-6 (9-4 at Cassell Coliseum)

UNC at neutral sites— 17-4 (6-0 in Charlotte, 3-0 in Greensboro, 2-0 in Atlanta, 2-0 in Raleigh, 2-3 in Roanoke, 1-0 in Durham, 1-0 in Winston-Salem, 0-1 in Brooklyn)

Hubert Davis vs. Virginia Tech— 2-1

UNC in Overtime— 2-3

UNC Largest Win— 39 (92-53, 2007-08)

UNC Largest Loss— 23 (14-37, 1918-19)

UNC Most Points— 110 (1966-67)

FASTEST TO 1,000/2,000 POINTS



Fewest Games to Score 1,000 Points

| Games | Player | Date | Opponent |
|-----------|----------------------|----------------------|---------------------------------------|
| 40 | Lennie Rosenbluth | Feb. 15, 1956 | vs. Wake Forest |
| 41 | Billy Cunningham | Feb. 22, 1964 | at NC State |
| 42 | Bobby Lewis | Feb. 7, 1966 | vs. South Carolina |
| 46 | Larry Miller | Feb. 14, 1967 | at NC State |
| 52 | Charlie Scott | Feb. 14, 1969 | vs. South Carolina in Charlotte |
| 54 | Tyler Hansbrough | Feb. 2, 2007 | at NC State |
| 56 | Rashad McCants | Feb. 10, 2004 | at Georgia Tech |
| 56 | Joseph Forte | Feb. 1, 2001 | at Duke |
| 57 | Phil Ford | Feb. 28, 1976 | vs. Duke |
| 59 | Antawn Jamison | March 2, 1997 | vs. Duke |
| 60 | York Larese | Jan. 10, 1961 | vs. Wake Forest |
| 61 | Harrison Barnes | Feb. 8, 2012 | vs. Duke |
| 62 | J.R. Reid | March 6, 1988 | at Duke |
| 62 | Michael Jordan | Feb. 24, 1983 | vs. Wake Forest |
| 62 | Dennis Wuycik | Dec. 18, 1971 | vs. NC State in Greensboro |
| 63 | George Glamack | Feb. 7, 1941 | vs. Duke |
| 65 | Jerry Stackhouse | ^March 17, 1995 | vs. Murray State in Tallahassee, Fla. |
| 65 | Mike O'Koren | Dec. 9, 1978 | vs. Jacksonville |
| 66 | Walter Davis | Jan. 3, 1976 | vs. Duke in Greensboro |
| 66 | Pete Brennan | Jan. 7, 1958 | vs. William & Mary |
| 67 | Al Lifson | Feb. 20, 1954 | vs. Duke |
| 68 | Sean May | March 3, 2005 | vs. Florida State |
| 68 | Rusty Clark | Dec. 16, 1968 | vs. Clemson |
| 69 | Sam Perkins | ^March 29, 1982 | vs. Georgetown in New Orleans |
| 71 | James Worthy | Feb. 11, 1982 | vs. Maryland |
| 71 | Al Wood | Jan. 12, 1980 | at Duke |
| 72 | Wayne Ellington | *March 16, 2008 | vs. Clemson in Charlotte |
| 72 | Jerry Vayda | Dec. 10, 1955 | vs. South Carolina |
| 73 | Caleb Love | Nov. 24, 2022 | at Portland |
| 73 | Lee Shaffer | Feb. 27, 1960 | at Duke |
| 76 | Bobby Jones | Jan. 16, 1974 | vs. Wake Forest |
| 78 | Marcus Paige | Dec. 13, 2014 | at Kentucky |
| 78 | Jawad Williams | Jan. 28, 2004 | vs. NC State |
| 78 | George Karl | Jan. 25, 1973 | vs. Virginia |
| 79 | Vince Grimaldi | Feb. 21, 1953 | vs. NC State |
| 81 | Cart Carmichael | %March 3, 1924 | vs. Mississippi State in Atlanta |
| 82 | Armando Bacot | Jan. 29, 2022 | vs. NC State |
| 84 | Ty Lawson | Jan. 4, 2009 | vs. Boston College |
| 84 | Raymond Felton | Feb. 3, 2005 | vs. NC State |
| 85 | Justin Jackson | Nov. 23, 2016 | vs. Wisconsin in Maui |
| 85 | Jeff Lebo | Jan. 30, 1988 | vs. Georgia Tech |
| 85 | Mitch Kupchak | March 1, 1975 | at Duke |
| 86 | Vince Carter | Jan. 24, 1998 | vs. Florida State |
| 87 | George Lynch | Feb. 2, 1992 | at Georgia Tech |
| 87 | Lee Dedmon | ~March 22, 1971 | vs. Providence in New York City |
| 89 | Tyler Zeller | Dec. 10, 2011 | vs. Long Beach State |
| 89 | Kenny Smith | March 2, 1986 | at Duke |
| 89 | Brad Daugherty | Feb. 13, 1985 | at Maryland |
| 91 | Jason Capel | *March 9, 2001 | vs. Clemson in Atlanta |
| 91 | Bill Bunting | *March 8, 1969 | vs. Duke at Charlotte |
| 92 | James M McAdoo | Jan. 20, 2014 | at Virginia |
| 94 | Jeff McInnis | Feb. 22, 1996 | vs. VMI |
| 95 | Joel Berry | Feb. 15, 2017 | at NC State |
| 95 | Donald Williams | Dec. 2, 1994 | vs. South Carolina in Charlotte |
| 95 | Eric Montross | March 7, 1993 | vs. Duke |
| 98 | Rick Fox | Feb. 17, 1990 | vs. Maryland |
| 99 | Kris Lang | *March 10, 2001 | vs. Georgia Tech in Atlanta |
| 100 | John Henson | Feb. 15, 2012 | at Miami |
| 102 | Tommy LaGarde | Feb. 9, 1977 | vs. Maryland |
| 103 | Scott Williams | ^March 17, 1989 | vs. Southern in Atlanta |
| 104 | Kevin Madden | Nov. 24, 1989 | vs. James Madison in Maui |
| 105 | Brice Johnson | *March 14, 2015 | vs. Notre Dame in Greensboro |
| 106 | Kennedy Meeks | Nov. 13, 2016 | vs. Chattanooga |
| 107 | Garrison Brooks | Nov. 30, 2020 | vs. UNLV in Asheville, N.C. |
| 108 | Brendan Haywood | ^Apr. 1, 2000 | vs. Florida in Indianapolis |
| 108 | Hook Dillon | Feb. 13, 1948 | at Maryland |
| 109 | Hubert Davis | Dec. 4, 1991 | vs. Seton Hall in E. Rutherford, N.J. |
| 110 | Shammond Williams | Dec. 29, 1997 | at Bethune-Cookman |
| 112 | Ed Cota | Dec. 12, 1999 | vs. Tennessee Tech |
| 114 | Joe Wolf | Feb. 8, 1987 | vs. Virginia |
| 114 | Matt Doherty | Jan. 28, 1984 | vs. Georgia Tech |
| 115 | Luke Maye | Dec. 15, 2018 | vs. Gonzaga |
| 116 | Bob Paxton | %March 5, 1948 | vs. NC State in Durham |
| 117 | Danny Green | Dec. 18, 2008 | vs. Evansville |
| 118 | Brian Reese | Jan. 26, 1994 | at Florida State |
| 121 | Deon Thompson | Nov. 23, 2009 | vs. Gardner-Webb |
| 122 | Ademola Okulaja | Jan. 6, 1999 | at Florida State |
| 126 | Dante Calabria | Feb. 10, 1996 | vs. Georgia Tech |
| 127 | Pete Chilcutt | Feb. 13, 1991 | vs. Wake Forest |
| 143 | Isaiah Hicks | March 4, 2017 | vs. Duke |

Fewest Games to Score 2,000 Points

| Games | Player | Date | Opponent |
|-------|-------------------|-----------------|-----------------------------------|
| 75 | Lennie Rosenbluth | ^March 22, 1957 | vs. Michigan State in Kansas City |
| 91 | Charlie Scott | ~March 14, 1970 | vs. Manhattan in New York City |
| 100 | Tyler Hansbrough | March 8, 2008 | at Duke |
| 110 | Phil Ford | Jan. 21, 1978 | vs. Maryland |
| 126 | Al Wood | ^March 30, 1981 | vs. Indiana in Philadelphia |
| 127 | Sam Perkins | Feb. 18, 1984 | vs. NC State |

^ NCAA Tournament

* ACC Tournament

~ NIT

% Southern Conference Tournament

CAROLINA BASKETBALL HISTORICAL FACTS & FIGURES

Seasons: 112

All-Time: 2328-842 (.734)

ACC Regular-Season: 730-301 (.708)

All-Time Home: 1,029-194 (.841)

Dean E. Smith Center: 455-83 (.846)

Smith Center ACC: 233-65 (.782)

Smith Center Non-Conference: 222-18 (.925)

ACC Regular-Season Titles (32)

1956, 1957, 1959, 1960, 1961, 1967, 1968, 1969, 1971, 1972, 1976, 1977, 1978, 1979, 1982, 1983, 1984, 1985, 1987, 1988, 1993, 1995, 2001, 2005, 2007, 2008, 2009, 2011, 2012, 2016, 2017, 2019

ACC Tournament Record: 105-50 (.677)

ACC Tournament Titles (18)

1957, 1967, 1968, 1969, 1972, 1975, 1977, 1979, 1981, 1982, 1989, 1991, 1994, 1997, 1998, 2007, 2008, 2016

NCAA Tournament Record: 131-49 (.728)

NCAA Tournament Appearances (52)

1941, 1946, 1957, 1959, 1967, 1968, 1969, 1972, 1975, 1976, 1977, 1978, 1979, 1980, 1981, 1982, 1983, 1984, 1985, 1986, 1987, 1988, 1989, 1990, 1991, 1992, 1993, 1994, 1995, 1996, 1997, 1998, 1999, 2000, 2001, 2004, 2005, 2006, 2007, 2008, 2009, 2011, 2012, 2013, 2014, 2015, 2016, 2017, 2018, 2019, 2021, 2022

NCAA Championships (6)

1957, 1982, 1993, 2005, 2009, 2017

NCAA Championship Game Appearances (12)

1946, 1957, 1968, 1977, 1981, 1982, 1993, 2005, 2009, 2016, 2017, 2022

NCAA Final Fours (21)

1946, 1957, 1967, 1968, 1969, 1972, 1977, 1981, 1982, 1991, 1993, 1995, 1997, 1998, 2000, 2005, 2008, 2009, 2016, 2017, 2022

NCAA Regional Final or Elite Eights (29)

1941, 1946, 1957, 1967, 1968, 1969, 1972, 1977, 1981, 1982, 1983, 1985, 1987, 1988, 1991, 1993, 1995, 1997, 1998, 2000, 2005, 2007, 2008, 2009, 2011, 2012, 2016, 2017, 2022

NCAA Regional Semifinals or Sweet 16s (37)

1941, 1946, 1957, 1967, 1968, 1969, 1972, 1975, 1977, 1981, 1982, 1983, 1984, 1985, 1986, 1987, 1988, 1989, 1990, 1991, 1992, 1993, 1995, 1997, 1998, 2000, 2005, 2007, 2008, 2009, 2011, 2012, 2015, 2016, 2017, 2019, 2022

Helms Foundation National Champions: 1924

NIT Champions: 1971

National Players of the Year (11 players, 13 seasons)

Jack Cobb 1924, George Glamack 1940-41, Lennie Rosenbluth 1957, Phil Ford 1978, James Worthy 1982, Michael Jordan 1983-84, Kenny Smith 1987, Jerry Stackhouse 1995, Antawn Jamison 1998, Sean May 2005, Tyler Hansbrough 2009

Naismith Hall of Fame (12)

Ben Carnevale 1970, Frank McGuire 1977, Dean Smith 1983, Billy Cunningham 1986, Bob McAdoo 2000, Larry Brown 2002, James Worthy 2003, Roy Williams 2007, Michael Jordan 2009, Charlie Scott 2018, Bobby Jones 2019, George Karl 2022

First-Team All-Americans 39 players, 63 times

Most Recent: Justin Jackson, 2017

Consensus First-Team All-Americans (18 players, 27 times)

Cartwright Carmichael 1923-24, Jack Cobb 1924-25-26, George Glamack 1940-41, Lennie Rosenbluth 1957, Larry Miller 1968, Robert McAdoo 1972, Phil Ford 1977-78, James Worthy 1982, Sam Perkins 1983-84, Michael Jordan 1983-84, Kenny Smith 1987, J.R. Reid 1988, Jerry Stackhouse 1995, Antawn Jamison 1998, Joseph Forte 2001, Tyler Hansbrough 2007-08-09, Brice Johnson 2016, Justin Jackson 2017

Final Four MVPs (5)

James Worthy 1982, Donald Williams 1993, Sean May 2005, Wayne Ellington 2009, Joel Berry II 2017

National Coaches of the Year (13 times)

Frank McGuire 1957, Dean Smith 1977-79-82-83, Bill Guthridge 1998, Matt Doherty 2001, Roy Williams 2005-06-09-17-19, Hubert Davis 2022

First-Team All-ACC (52 players, 79 times)

Most Recent: Armando Bacot 2022

ACC Players of the Year (15 times)

Lennie Rosenbluth 1957, Pete Brennan 1958, Lee Shaffer 1960, Billy Cunningham 1965, Larry Miller 1967-68, Mitch Kupchak 1976, Phil Ford 1978, Michael Jordan 1984, Antawn Jamison 1998, Joseph Forte co-winner 2001, Tyler Hansbrough 2008, Ty Lawson 2009, Tyler Zeller 2012, Justin Jackson 2017

ACC Rookies of the Year (9)

Sam Perkins 1981, Michael Jordan 1982, J.R. Reid 1987, Ed Cota 1997, Joseph Forte 2000, Marvin Williams 2005, Tyler Hansbrough 2006, Brandan Wright 2007, Harrison Barnes 2011

ACC Tournament MVPs (19 times)

Lennie Rosenbluth 1957, Larry Miller 1967-68, Charles Scott 1969, Lee Dedmon 1971, Robert McAdoo 1972, Phil Ford 1975, John Kuester 1977, Dudley Bradley 1979, Sam Perkins 1981, James Worthy 1982, J.R. Reid 1989, Rick Fox 1991, Jerry Stackhouse 1994, Shammond Williams 1997, Antawn Jamison 1998, Brandan Wright 2007, Tyler Hansbrough 2008, Joel Berry II 2016

UNC'S ALL-TIME RANKINGS

| | National Rank | Total |
|------------------------------------|---------------|-------|
| Wins | 3rd | 2,328 |
| Winning Percentage | 2nd | .734 |
| NCAA Tournament Titles | 3rd | 6 |
| Final Fours | 1st | 21 |
| NCAA Tournaments | 2nd | 52 |
| NCAA Tournament Games | 2nd | 180 |
| NCAA Tournament Wins | 2nd | 131 |
| NCAA Tournament Win Pct. | 2nd | .728 |
| ACC Regular-Season Titles | 1st | 32 |
| ACC Regular-Season Wins | 1st | 730 |
| ACC Tournament Titles | 2nd | 18 |
| ACC Tournament Finals | 1st | 35 |
| ACC Tournament Wins | 2nd | 105 |
| NBA First-Round Draft Picks | 2nd | 54 |
| NBA Draft Picks | 3rd | 118 |
| 1,000-Point Scorers | 1st | 80 |
| Olympic Gold Medalists | 1st | 10 |

RECORDS VS. 2022-23 OPPONENTS

| | |
|-----------------------|--------------|
| Alabama | 8-5 |
| Boston College | 20-6 |
| College of Charleston | 7-3 |
| The Citadel | 19-0 |
| Clemson | 134-23 |
| Duke | 143-115 |
| Florida State | 52-16 |
| Gardner-Webb | 6-0 |
| Georgia Tech | 71-27 |
| Indiana | 6-10 |
| Iowa State | 3-2 |
| James Madison | 4-0 |
| Louisville | 18-7 |
| Miami | 26-9 |
| Michigan | 5-4 |
| NC State | 163-79 |
| UNCW | 6-0 |
| Notre Dame | 27-9 |
| Ohio State | 12-3 |
| Pittsburgh | 15-6 |
| Portland | 2-0 |
| Syracuse | 15-6 |
| Virginia | 133-60 |
| Virginia Tech | 72-16 |
| Wake Forest | 163-68 |

ROSTERS, PRONUNCIATION GUIDE



NUMERICAL

| No. | Player | Yr. | Pos. | Ht. | Wt. | Hometown | Previous College/High School |
|-----|------------------------|-------|------|------|-----|-----------------------|--|
| 0 | Seth Trimble | Fr. | G | 6-3 | 192 | Menomonee Falls, Wis. | Menomonee Falls |
| 1 | Rechon "Leaky" Black | Gr. | F | 6-9 | 205 | Concord, N.C. | Cox Mill |
| 2 | Caleb Love | Jr. | G | 6-4 | 200 | St. Louis, Mo. | Christian Brothers College |
| 3 | Dontrez Styles | So. | G/F | 6-6 | 210 | Kinston, N.C. | Kinston |
| 4 | RJ Davis | Jr. | G | 6-0 | 175 | White Plains, N.Y. | Archbishop Stepinac |
| 5 | Armando Bacot | Sr. | F/C | 6-11 | 235 | Richmond, Va. | IMG Academy (Bradenton, Fla.) |
| 11 | D'Marco Dunn | So. | G | 6-5 | 190 | Tucson, Ariz. | Westover (Fayetteville, N.C.) |
| 13 | Jalen Washington | Fr. | F | 6-10 | 225 | Gary, Ind. | West Side Leadership Academy |
| 14 | Donovan "Puff" Johnson | Jr. | F/G | 6-8 | 200 | Moon Township, Pa. | Hillcrest Prep (Phoenix, Ariz.) |
| 15 | Rob Landry | Jr. | G | 6-4 | 190 | Greensboro, N.C. | North Carolina School of Science & Math (Durham, N.C.) |
| 21 | Will Shaver | R-Fr. | F/C | 6-10 | 260 | Birmingham, Ala. | Oak Mountain |
| 22 | Justin McKoy | Sr. | F | 6-8 | 220 | Raleigh, N.C. | University of Virginia/Panther Creek HS (Cary, N.C.) |
| 24 | Tyler Nickel | Fr. | G/F | 6-7 | 220 | Harrisonburg, Va. | East Rockingham (Elkton, Va.) |
| 25 | Creighton Lebo | Jr. | G | 6-1 | 180 | Greenville, N.C. | Greenfield School (Wilson, N.C.) |
| 30 | Jackson Watkins | Sr. | G | 6-1 | 180 | Richmond, Va. | Collegiate School |
| 32 | Pete Nance | Gr. | F | 6-11 | 230 | Akron, Ohio | Northwestern/Revere (Richfield, Ohio) |
| 34 | Duwe Farris | Sr. | F | 6-7 | 210 | Charlotte, N.C. | Myers Park |
| 40 | Beau Maye | Jr. | F | 6-8 | 225 | Huntersville, N.C. | Hough (Cornelius, N.C.) |

Head Coach: Hubert Davis (11th year at UNC, 2nd year as head coach)

Assistant Coaches: Brad Frederick (10th year at UNC, 6th year as assistant coach); Jeff Lebo (2nd year at UNC); Sean May (8th year at UNC, 2nd year as assistant coach)

Director of Operations: Eric Hoots (19th year)

Director of Team and Player Development/JV Coach: Jackie Manuel (3rd year with UNC men's basketball)

Director of Recruiting: Pat Sullivan (6th season at UNC)

Director of Strength and Conditioning: Jonas Sahratian (19th year)

Athletics Trainer: Doug Halverson (10th year)

Graduate Manager: Kiersten Steinbacher

PRONUNCIATIONS

Players

Rechon "Leaky" Black (RAY-shon LEE-key)

Leaky is acceptable first reference; his middle name is Malik

Armando Bacot (are-MAHN-doe BAY-cot)

Duwe Farris (Dewey FAIR-us)

Donovan "Puff" Johnson (*Puff is acceptable first reference*)

Caleb Love (KAY-lib)

Creighton Lebo (KRAY-ton LEE-boe)

Beau Maye (Bo)

Tyler Nickel (like the coin)

Dontrez Styles (DON-trezz)

Jalen Washington (JAY-linn)

Staff

Jeff Lebo (LEE-boe)

Jackie Manuel (MAN-you-ull)

Jonas Sahratian (JOE-nus suh-RAY-shun)

Hometowns

Leaky Black– Concord, N.C. (KON-kord)

Seth Trimble– Menomonee Falls, Wis. (muh-NAH-muh-nee)

SOCIAL MEDIA

Armando Bacot

Leaky Black

RJ Davis

D'Marco Dunn

Duwe Farris

Puff Johnson

Rob Landry

Creighton Lebo

Caleb Love

Beau Maye

Justin McKoy

Pete Nance

Tyler Nickel

Will Shaver

Dontrez Styles

Seth Trimble

Jalen Washington

Jackson Watkins

TWITTER

@iget_buckets35

@rechonblack

@ariidavis_

@dmarcodunn

@Duwefarris

@PuffJohnson14

@lebocreighton

@caleb2love

@beau_maye

@justinmckoy

@peteln22

@abg_tnick5

@willshaver6

@D_styles4

@sethtrimble1

@jalen_w13

@jwatkins30

INSTAGRAM

armando

leakyblack

ariidavis_

dmarcodunn

duwefarris

puffjohnson5

unc_basketball#15

creighton_lebo

caleb

beau_maye

justinmckoy4

peteln22

abg.tnick

willshaver3

d_styles13

sethtrim

w._jalen

jacksonwatkins30

SCHEDULE



| DAY | DATE | OPPONENT | SITE | TIME/RESULTS | TV |
|---|--------|--|----------------------|------------------------|---------------|
| Fri | Oct 28 | Johnson C. Smith (exhibition) | Chapel Hill | W, 101-40 (ex.) | ACCNX |
| Mon | Nov 7 | UNCW | Chapel Hill | W, 69-56 (1-0) | ACC Network |
| Fri | Nov 11 | College of Charleston | Chapel Hill | W, 102-86 (2-0) | RSN |
| Tue | Nov 15 | Gardner-Webb | Chapel Hill | W, 72-66 (3-0) | ACC Network |
| Sun | Nov 20 | James Madison | Chapel Hill | W, 80-64 (4-0) | ACC Network |
| Phil Knight Invitational (Moda Center, Veterans Memorial Coliseum) | | | | | |
| Thu | Nov 24 | vs. Portland (Moda Center) | Portland, Ore. | W, 89-81 (5-0) | ESPN |
| Fri | Nov 25 | vs. Iowa State (VMC) | Portland, Ore. | L, 65-70 (5-1) | ESPN |
| Sun | Nov 27 | vs. Alabama (VMC) | Portland, Ore. | L, 101-103, 4 OT (5-2) | ESPN |
| ACC-Big Ten Challenge (Assembly Hall) | | | | | |
| Wed | Nov 30 | at Indiana | Bloomington, Ind. | L, 65-77 (5-3) | ESPN |
| Sun | Dec 4 | at Virginia Tech (Cassell Coliseum) | Blacksburg, Va. | 3 p.m. | ACC Network |
| Sat | Dec 10 | Georgia Tech | Chapel Hill | 3:15 p.m. | ESPN |
| Tue | Dec 13 | The Citadel | Chapel Hill | 7 p.m. | ESPN2 |
| CBS Sports Classic (Madison Square Garden) | | | | | |
| Sat | Dec 17 | vs. Ohio State | New York, N.Y. | 3 p.m. | CBS |
| Jumpman Invitational (Spectrum Center) | | | | | |
| Wed | Dec 21 | vs. Michigan | Charlotte, N.C. | 7 p.m. | ESPN |
| Fri | Dec 30 | at Pittsburgh (Petersen Events Center) | Pittsburgh, Pa. | | ACC Network |
| Wed | Jan 4 | Wake Forest | Chapel Hill | 9 p.m. | ACC Network |
| Sat | Jan 7 | Notre Dame | Chapel Hill | 11:30 a.m. | ESPN2 |
| Tue | Jan 10 | at Virginia (John Paul Jones Arena) | Charlottesville, Va. | 9 p.m. | ESPN or ESPN2 |
| Sat | Jan 14 | at Louisville (KFC Yum! Center) | Louisville, Ky. | 2 p.m. | ESPN |
| Tue | Jan 17 | Boston College | Chapel Hill | 7 p.m. | RSN |
| Sat | Jan 21 | NC State | Chapel Hill | 5 p.m. | ACC Network |
| Tue | Jan 24 | at Syracuse (JMA Wireless Dome) | Syracuse, N.Y. | 9 p.m. | ESPN |
| Wed | Feb 1 | Pittsburgh | Chapel Hill | 7 p.m. | ACC Network |
| Sat | Feb 4 | at Duke (Cameron Indoor Stadium) | Durham, N.C. | 6:30 p.m. | ESPN |
| Tue | Feb 7 | at Wake Forest (LJVM Coliseum) | Winston-Salem, N.C. | 7 p.m. | ESPN or ESPN2 |
| Sat | Feb 11 | Clemson | Chapel Hill | 2 p.m. | ESPN or ESPN2 |
| Mon | Feb 13 | Miami | Chapel Hill | 7 p.m. | ESPN |
| Sun | Feb 19 | at NC State (PNC Arena) | Raleigh, N.C. | 1 p.m. | ESPN |
| Wed | Feb 22 | at Notre Dame (Purcell Pavilion) | Notre Dame, Ind. | 9 p.m. | ESPN or ESPN2 |
| Sat | Feb 25 | Virginia | Chapel Hill | 6 or 8 p.m. | ESPN |
| Mon | Feb 27 | at Florida State (Donald L. Tucker Civic Center) | Tallahassee, Fla. | 7 p.m. | ESPN |
| Sat | Mar 4 | Duke | Chapel Hill | 6:30 p.m. | ESPN |
| Atlantic Coast Conference Tournament (Greensboro Coliseum) | | | | | |
| Tue | Mar 7 | First Round | Greensboro, N.C. | | |
| Wed | Mar 8 | Second Round | Greensboro, N.C. | | |
| Thu | Mar 9 | Quarterfinals | Greensboro, N.C. | | |
| Fri | Mar 10 | Semifinals | Greensboro, N.C. | | |
| Sat | Mar 11 | Championship | Greensboro, N.C. | | |

NCAA Tournament Sites

First Four: March 14&15– Dayton, Ohio

First & Second Rounds: March 16&18– Birmingham, Ala.; Des Moines, Iowa; Orlando, Fla.; Sacramento, Calif.; March 17&19– Albany, N.Y.; Columbus, Ohio; Denver, Colo.; Greensboro, N.C.

Regionals: East, March 23&25– New York, N.Y.; West, March 23&25– Las Vegas, Nev.; Midwest, March 24&26– Kansas City, Mo.; South, March 24&26– Louisville, Ky.

Final Four: April 1&3– Houston, Texas

Home games at the Dean E. Smith Center

All times are Eastern

RSN is the Regional Sports Network which includes Bally Sports Florida, Bally Sports Midwest, Bally Sports South, Bally Sports Southeast, Bally Sports Sun, Marquee, MASN, NESN and YES Network.

POSTGAME NOTES



EXHIBITION GAME

- Caleb Love had 20 points and eight assists and Armando Bacot finished with 12 points and 20 rebounds in Carolina's 101-40 win over Johnson C. Smith on October 28.
- Pete Nance added 19 points, hitting 7 of 8 two-point shot attempts, while freshman Seth Trimble had 11 points and five assists.
- The Tar Heels led, 18-3, in the opening minutes and forced a Golden Bull timeout at the 13:54 mark of the first half. Bacot had a first-half double-double with 10 points and 12 boards in 17 minutes.
- UNC shot 50 percent in the first half (20 of 40) in running out to a 53-29 lead at the break. Carolina also shot 50 percent in the second half (19 for 38) and for the game (39 for 78). The Tar Heels hit 11 three-pointers as a team in 35 attempts.
- Carolina's defense held Johnson C. Smith to 23.1 percent shooting in the game, including 12.1 percent in the second half (4 for 33 for 11 points).

GAME 1: @UNC 69, UNCW 56

- No. 1-ranked Carolina shot 54.2% from the floor in the second half and 45.8% for the game.
- UNC held the Seahawks to 24.2% from the floor in the second half (8x33) and 29.3% for the game (17x58).
- The teams combined for seven assists on 39 field goals.
- The Tar Heels had four assists, fewest since it had four in a double-overtime loss to Texas A&M in the 1980 NCAA Tournament.
- Pete Nance led UNC with two assists.
- UNCW had three assists, fewest by a Tar Heel opponent since Kentucky had three on 12/8/1975.
- Carolina made 23 of 30 free throws, while UNCW converted 18 of 24.
- Both teams made more free throws than field goals.
- UNC made two three-pointers, its fewest in a victory since it made two against NC Central on 12/12/20.
- In the second half UNCW scored 19 points from the floor (eight field goals, including three three-pointers) and made 16 free throws.
- The Tar Heels are 101-12 in season-opening games with wins in each of the last 18 season openers.
- The Tar Heels have won their last 21 home openers at the Dean E. Smith Center.
- Carolina's previous game as No. 1 in the AP poll was a 71-67 loss at Northern Iowa on Nov. 21, 2015.
- Armando Bacot had 16 points and nine rebounds (1,010 career). He passed Brad Daugherty (1,003) and Mitch Kupchak (1,006) to move into eighth place in Tar Heel history in rebounds.
- Nance, Tyler Nickel and Seth Trimble made their Tar Heel debuts.
- Carolina improved to 177-18 all-time against in-state, non-ACC opponents.
- It was Carolina's 48th straight win in-state, non-ACC opponents.

GAME 2: @UNC 102, COLLEGE OF CHARLESTON 86

- Carolina trailed by seven at the half but out-scored the Cougars by 23 points in the second half (59-36) to win by 16.
- The Tar Heels shot 71.4% from the floor in the second half and 60.3% for the game. It was the highest field goal percentage in a game under head coach Hubert Davis (previous high was 56.4% at Georgia Tech last season).
- It was the second-highest field goal percentage in any half in the Davis era. The only higher percentage was 74.2% in the first half vs. Florida State last season.
- Carolina is 208-2 all-time when it scores 100 points (2-0 under Davis).
- Carolina made 27 of 38 free throws. The 27 makes equal the season high a year ago (vs. Elon). The 38 attempts were one more than the high a year ago (37 vs. Baylor).
- Carolina was out-rebounded for the second time in as many games. Charleston out-rebounded the Tar Heels, 37-32. UNC was 0-3 a year ago when it was out-rebounded.
- Carolina made 30 of 38 two-point field goal attempts vs. Charleston, its fifth-highest percentage (.789) in a game in the three-point era and the best since 2000.
- Bacot scored 27 of his game-high 28 points in the second half. It was the first time a Tar Heel scored 27 points in a half since Caleb Love scored 27 in the second half vs. UCLA in Philadelphia in the 2022 NCAA East Regional.
- Bacot was one shy of his career scoring high of 29 set last season vs. Virginia and Georgia Tech.
- Bacot was 0 for 1 from the floor and 1 for 3 from the line in the first half; in the second, he was 10 for 12 from the floor and 7 for 9 from the line.
- It was the 17th career game Bacot scored 20 or more points.
- Bacot drew 11 fouls.
- Love had 25 points, a career-high nine rebounds and five assists.
- Carolina improved to 16-0 in his career when Love scores 20 points.
- Leaky Black was a career-best 6 for 6 from the floor and finished with 15 points, one off his career high. He was 4 for 4 from the floor three times in his career, including the overtime win at Louisville last season.
- Black tied his career high with six made field goals.
- It was the 13th time Black scored in double figures as a Tar Heel. He also made two three-pointers, the 10th time he made multiple threes in a game.
- Nickel scored eight points in less than eight minutes (7:48), his first points as a Tar Heel.
- Carolina improved to 190-31 all-time as the No. 1 team in the Associated Press poll.
- Carolina out-scored the Cougars, 24-10, in points off turnovers. In the second half, UNC forced 11 turnovers that led to 17 points (the Cougars scored two points off UNC turnovers in the second half).
- The game featured nine lead changes and 10 ties.
- The Tar Heels improved to 7-3 against the College of Charleston.

GAME 3: @UNC 72, GARDNER-WEBB 66

- Carolina improved to 178-18 all-time against in-state, non-ACC opponents, including 48 straight wins.
- Davis led UNC with 10 rebounds. He added 14 points for the second double-double of his career.
- It was the first time a guard led the Tar Heels in rebounding since Love shared the team lead with Brady Manek (with six) in the home loss to Duke last season.
- It was the first time in his three seasons Davis led UNC in rebounding.
- Nance had season highs in points (18), rebounds (five), three-pointers (3) and blocks (tied season best with three).
- Nance scored a season-high eight points in the first eight and a half minutes of the first half. He had 14 points, three rebounds and three blocks in the first 11 minutes.
- It was the 11th time in his career Nance made three or more 3FGs.
- Carolina improved to 17-0 when Caleb Love scores 20 or more points.
- Love and Bacot combined for seven points in the first 1:25 of the second half after combining for five in the first half.
- Carolina made 18 of 21 free throws (85.7%).
- Carolina out-rebounded the Bulldogs, 40-38. It was the first time in three games this season UNC out-rebounded an opponent.
- The Tar Heels improved to 6-0 against Gardner-Webb.

GAME 4: @UNC 80, JAMES MADISON 64

- Carolina held previously-unbeaten JMU to 41 points below the Dukes' season average. The Tar Heels limited JMU to 34.8% shooting from the floor and 7 of 27 from three (JMU was shooting 58.6% from the floor and 54.1% from three entering the game).
- The Tar Heels out-rebounded the Dukes, 50-34, UNC's largest rebound margin of the season (JMU was plus 18 per game).
- Carolina equaled its season high in three-pointers with eight.
- Seven different Tar Heels made threes, a season high (previous was four players against Charleston and Gardner-Webb).
- Six different Tar Heels made threes in the first half.
- Carolina led, 45-26, at the half. The 45 points were a season high for a first half and the 19-point margin was UNC's largest of the season at the half.
- Bacot and Black both had career highs in rebounds and combined to out-rebound JMU, 35-34.
- Bacot had 23 rebounds, his sixth career 20-rebound game and 18th career game with 15 or more.
- Bacot passed both Antawn Jamison and Brice Johnson to move into sixth place in UNC history with 1,048 rebounds.
- Bacot had 19 points to go along with the 23 rebounds for his first double-double of the season. It was Bacot's 50th career double-double.

- Bacot had 11 points and 11 rebounds in the first half. His previous scoring high in a first half this season was eight vs. UNCW (combined for only three in the first halves in the previous two games). His previous rebounding high for a game this season was nine twice).
- Bacot tied his career high in free throws made with nine and also led UNC in plus/minus at +15.
- Black had career-high 12 rebounds. His previous high was 11 vs. UNC Asheville on 11/23/21.
- Carolina led the entire game for the first time this season.
- Davis led UNC in scoring with 21 points. It was his sixth career 20-point game and ninth career time as UNC's top scorer.
- Johnson played for the first time this season after missing the first three games with a sore right knee. He scored six points in 13:30 and was a plus 13. He made Carolina's only three of the second half.
- UNC improved to 4-0 against the Dukes.

GAME 5: UNC 89, @PORTLAND 81

- Nance tied his career high with a season-best 28 points. He previously scored 28 playing for Northwestern vs. Maryland on 1/12/22.
- It was the ninth time Nance scored 20 or more points and second time with 25 or more.
- Nance made a career-high five three-pointers. He made four vs. Nebraska on 2/22/22.
- Nance had a season-high seven rebounds.
- Love scored 16 first-half points and 23 for the game. It was his third 20-point game of the season and 18th as a Tar Heel. UNC is 18-0 when Love scores 20 or more points.
- Love became the 80th Tar Heel to score 1,000 career points. That is more 1,000-point scorers than any school in college basketball history (Louisville is second with 69).
- Love made 10 of 15 field goals. It was the highest field goal percentage (.667) in his college career. Previous best was 7 for 11 (.636) at Boston College last season. His previous best in a game in which he made 10 or more field goals was 55.0% on 11 of 20 vs. Duke in the 2022 NCAA semifinals.
- Bacot had 11 points and a game-high 13 rebounds. It was his second double-double of the season and 51st of his career, which equals Antawn Jamison for the second most double-doubles by a Tar Heel (Billy Cunningham had 60).
- It was the 58th game in which Bacot had 10 or more rebounds, second most in UNC history (Cunningham had 61).
- Bacot had six offensive rebounds (14 over the last two games). It was the 22nd time he had six or more offensive rebounds in his UNC career.
- Bacot passed Kennedy Meeks for fifth in UNC history with 1,061 rebounds.
- RJ Davis led UNC with five assists and hit a key shot with 24 seconds to play to make it a two-possession game.
- Carolina shot 53.4% from the floor. It was the second time this season UNC shot at least 50% for the game (.603 vs. Charleston) and the first time UNC shot better than 50% in both halves.
- Carolina improved to 9-1 all-time in the state of Oregon (2-1 in the Moda Center).
- Carolina was a season-best plus-16 (39-23) on the glass for the second game in a row.
- The Tar Heels made only 16 of 26 free throws for a season-low percentage of .615.
- The Tar Heels connected on a season-high 11 three-pointers and made a season-best 50%

from three (11 of 22).

- It was the 20th straight time UNC won when shooting 50% from the floor.
- Portland made 12 threes, most by an opponent this season (previous was eight by Charleston).
- The game had 15 lead changes (most in a UNC game this season) and six ties.
- Portland had 22 assists on 28 baskets, the most assists by an opponent since Tennessee's 28 last November in Connecticut.

GAME 6: IOWA STATE 70, UNC 65 (PORTLAND)

- UNC scored 65 points, its fewest to date this season.
- It was the first time UNC lost as the AP No. 1 team since 11/21/2015 at Northern Iowa.
- Iowa State scored 21 points off 14 Carolina turnovers. The 21 points off turnovers were the most by an opponent to date this season.
- The Cyclones held a 21-6 advantage in points off turnovers.
- Carolina led for 25 minutes and 19 seconds. The Cyclones led for 7:56.
- The Tar Heels led 57-49 with 5:43 to play and 60-53 with 3:55 remaining after a Black basket. The Tar Heels didn't make another field goal until a tip-in at the buzzer by Nance.
- In between Black's and Nance's field goals, UNC went 0 for 3 from the floor, 3 for 4 from the free throw line and committed four turnovers, while Iowa State went 4 for 5 from the floor (with two 3FGs) and 7 for 8 from the free throw line.
- Carolina shot a season-low 16.7% from three-point range (3 of 18), one game after making 11 of 22 against Portland.
- The Tar Heels were 18 of 25 from the free throw but missed six, including the front end of a one-and-one, in the second half.
- Bacot had a game-high nine rebounds and passed Hall of Famer Billy Cunningham for fourth in UNC history with 1,070 rebounds.
- Bacot was 5 for 6 from the floor, but only attempted two field goals in the second half (1 for 2).
- Iowa State's Caleb Grill was 7 for 11 from three and scored 31 points. It was the most points by an opponent since Syracuse's Cole Swider had 36 on 2/28/2022. Swider also made seven three-pointers.
- Carolina led 34-32 at halftime. UNC fell to 25-2 under Hubert Davis when leading at the half. UNC's last two losses (Kansas and Iowa State) came in games when leading at the half.
- Carolina is 3-2 against the Cyclones.
- Iowa State has won the last two times the teams have played.

GAME 7: ALABAMA 103, UNC 101 (PORTLAND)

- It was the second four-overtime game in UNC history, 46 years after the first. UNC beat Tulane, 113-106, on 2/14/1976 in the Superdome in New Orleans.
- UNC had not played at least three overtimes since a 119-113 loss to Wake Forest on 12/20/2003, in what was Roy Williams' first ACC game as UNC's head coach.
- Love was one of three Tar Heels to play 50 or more minutes. Love played 57:24, Leaky Black played 53:52 and RJ Davis played 50:36.
- Love's 57 minutes were one off the UNC record of 58 by Phil Ford in the 1976 quadruple-OT game at Tulane.
- In addition to career highs in minutes for Love, Black and Davis, Puff Johnson (48) and D'Marco Dunn (15) also played career-high minutes.

- Love tied his career high with nine rebounds.
- Dunn led UNC in plus/minus at +19 and Johnson was next best at +9.
- Johnson scored a season-high 10 points, his fourth career game in double figures. He added five rebounds, two assists, a block and a career-high three steals.
- UNC is 8-3 all-time in games when both teams score 100 points.
- It was UNC's first game in which both teams scored 100 points since since a 103-100 (regulation) loss to Kentucky in Las Vegas on 12/27/2016.
- Carolina is 208-3 when it scores 100 points.
- Love scored a career-high 34 points. His previous high was 30 vs. UCLA on 3/25/22 in the NCAA Sweet 16 in Philadelphia.
- Love made a career-high 13 field goals (previous 11 vs. UCLA and Duke in the national semifinals).
- Love's 36 field goal attempts were the fourth most in a game by a Tar Heel. Lennie Rosenbluth attempted 43 in the 1957 NCAA triple-OT semifinal vs. Michigan State, Billy Cunningham attempted 39 vs. Tulane on 12/10/64 and Rosenbluth attempted 37 vs. Furman on 12/4/1956.
- Love and RJ Davis combined for 60 field goal attempts, which equaled the most in a game by two Tar Heels. Rosenbluth (43) and Bob Cunningham (17) attempted 60 in the triple overtime national semifinal in 1957 vs. Michigan State.
- The last time two Tar Heels attempted 20 shots in a game was 12/29/69 vs. Harvard – Charlie Scott (22) and Bill Chamberlain (20).
- Bacot scored 20 points and had 10 rebounds for his third double-double of the season and 52nd of his career. He is second in UNC history in double-doubles behind Cunningham (60) and second in games with 10 or more rebounds with 59 (Cunningham had 10 or more 61 times).
- Black had 10 points, eight rebounds, a career-high tying three blocks and two steals. He was the only Tar Heel and one of two players on either team to make a three-pointer in any of the overtimes (he gave UNC a 101-100 lead with 1:34 left in OT No. 4).
- Carolina falls to 193-33 as the No. 1 team in the AP poll. It was the first time UNC has lost consecutive games as the AP No. 1 team since February 1986, when it lost, 77-72, Maryland in overtime and, 76-65, to NC State.
- Carolina made 18 of 20 free throws, a season-high percentage of .900.
- Will Shaver made his debut and was 2 for 2 from the free throw line for his first points.
- Alabama was No. 1 in the nation in rebounds per game and rebound margin. The Tide out-rebounded the Tar Heels, 58-54, but UNC out-scored Alabama in second-chance points, 18-15.
- Alabama made 16 of 38 threes. The 16 threes are a season high by an opponent and equal the sixth most in a game by an opponent.
- The 16 threes were the most by an opponent since Iowa made 17 on 12/8/2020.
- Alabama committed 22 turnovers. It was the first time an opponent committed 20 or more and beat UNC since Michigan State had 24 in the final game of PK80 in Portland on 11/26/2017.
- Mark Sears made 7 of 11 threes and led the Tide with 24 points. It was the second game in a row an opponent went 7 for 11 from three.

GAME 8: @INDIANA 77, UNC 65

- Carolina lost a third straight game for the first time since a seven-game skid in 2019-20.
- The loss dropped UNC to 11-13 in ACC-Big Ten Challenge games, including 1-4 against Indiana.
- Nance and Bacot had double-doubles, the first time this season two Tar Heels had double-doubles in the same game.
- Nance had a team-high 15 points (11 straight in the first half) and a season-best 12 rebounds.
- Indiana out-scored Carolina, 50-24, in the paint and 17-4 in points off turnovers.
- The Hoosiers scored 17 points off just 10 UNC turnovers.
- Carolina shot 28.6% from the floor in the first half, its lowest first-half percentage to date this season.
- Carolina had only five assists on 20 field goals.
- Trayce Jackson-Davis led Indiana with 21 points, 10 rebounds, four assists and four blocks.
- The Hoosiers shot 53.3% from the floor in the second half and 50.0% for the game. They were the first opponent this season to shoot 50% from the floor in a game.
- Indiana made only three three-pointers, the fewest by an opponent in a win over Carolina since Georgia Tech made three in a 75-63 win in Atlanta on 12/31/2016.

HEAD COACH HUBERT DAVIS



Second Season as Head Coach

Overall Record: 34-13
ACC Regular Season: 15-5
ACC Tournament: 1-1
NCAA Tournament: 5-1
Home: 19-2
Away: 8-4
Neutral: 7-7

Hubert Davis led the Tar Heels to the 2022 NCAA East Region championship, a win over Duke in a historic Final Four matchup and a berth in the national championship game, all in his first season as a head coach. The 1992 graduate of the University of North Carolina received two National Coach-of-the-Year awards as UNC won 17 of its last 21 games and came within a few possessions of securing the program's seventh NCAA Tournament title.

Davis was named the 20th head coach of the University of North Carolina men's basketball program on April 5, 2021. He became the fourth former Tar Heel player to become UNC's head coach and the first Black head coach in Carolina men's basketball history.

Davis played for Dean Smith at Carolina from 1988-92 and was an assistant coach on Roy Williams' staff from 2012-21. He played a key role coaching, recruiting and scouting and was the head coach of the UNC junior varsity program for six seasons from 2013-19.

"I said (to Coach Davis) keep what's good but don't get stuck," UNC Director of Athletics Bubba Cunningham told the media at the 2022 Final Four. "Change what needs to be changed to be modern and current. And I think that's what Hubert brings — a current mentality to the historical tradition and success that we've had."

Davis led the Tar Heels to a 29-10 record, including 15-5 in the ACC to tie Notre Dame for second place, just a game out of first. The Tar Heels went 7-3 on the road in league play, including five straight victories at Clemson, Louisville, Virginia Tech, NC State and fourth-ranked Duke when UNC won 11 of 13 games to conclude the regular season.

The 29 wins were the second most by an individual in his first season as Carolina's head coach and equaled the 10th most in NCAA history for a first-year head coach.

The Tar Heels shook up the college basketball scene in a 94-81 win at Duke when they scored 55 second-half points, all five starters played the entire second half and four scored 20 points for the first time in UNC history in Mike Krzyzewski's final game at Cameron Indoor Stadium.

UNC entered the NCAA Tournament as an eight seed but played some of its best basketball in winning the East Region. The Tar Heels had 51 assists on 62 field goals and sank 24 three-pointers in the first- and

second-round wins over Marquette and Baylor, when it crushed the Golden Eagles by 32 points and eliminated the defending NCAA champion Bears in overtime after leading by 25 points in the second half in front of a heavily partisan Baylor crowd in Fort Worth, Texas.

Carolina trailed UCLA with two minutes left in the Sweet 16 but went on an 8-0 run to beat the Bruins and overpowered Saint Peter's, 69-49, in the regional final to send the Tar Heels to the Final Four for a record 21st time.

"I want every player that played for Coach Smith, Coach Guthridge and Coach Williams, whether it's in person, TV, highlights — I want them to be able to identify and go, 'That's the Carolina I went to,'" Davis said during the Final Four. "It's really important for me that this program, with my own personality in my own shoes, looks exactly like the program that Coach Smith, Coach Guthridge and Coach Williams ran."

Davis became just the second individual to play for and serve as head coach of the same school in Final Four history; the fourth to take his team to the national championship game in his first season as a head coach; the seventh to play in and be a head coach in the Final Four; and the 10th to lead his team to the Final Four in his first season as a head coach.

The Tar Heels defeated Duke, 81-77, in the national semifinals, the first time the two great rivals ever played in the NCAA Tournament. The game featured a dozen ties and 18 lead changes, 13 of which came in the second half. Over the final 15:42, the margin for either team exceeded a single possession for a little more than just one minute. Carolina would score nine different times in the second half either to break a tie or reverse the lead, including field goals or free throws by all five Tar Heel starters.

"Hubert Davis may be the nicest person I know, and he's the best father I've ever seen," Jay Bilas said to the Washington Post in New Orleans.

"He's a perfect balance of cutthroat competitor and incredibly nice, thoughtful, empathetic person. He is an amazing person, and I'm not at all surprised knowing him that he is having this level of success this early."

"I tell the parents, 'I'm not your son's parent, but every decision I make will be filtered through what is in the best interests for your son and what I think you would do for your son,'" says Davis. "So, the same way I care for my three children is the same way I care for the players. I just want things to work out for them. Being a father helps me relate to the players because that's the way I coach."

Davis led Carolina to wins in March and April over the No. 4 (twice), No. 9 and No. 11-ranked teams in the AP poll. He won the Big House Gaines Award (National Sports Media Association) and John McLendon Award (CollegelInsider.com) as National Coach of the Year.

Each of Carolina's starters made significant contributions to the team's success in Davis's first season as head coach.

Armando Bacot earned third-team All-America and first-team All-ACC honors, setting the single-season UNC record with 511 rebounds and tying David Robinson's NCAA record with 31 double-doubles; Brady Manek was named the top transfer in the country, coming to UNC after four seasons at Oklahoma, led the ACC in three-point percentage and averaged more than 18 points in three games vs. Duke; RJ Davis and Caleb Love alternated at point and shooting guard — Davis had 12 assists in the NCAA first round and 30 points vs. Baylor in round two; Love scored 30 against UCLA then 28 in the Final Four win over Duke; and Black became a lockdown defender, earning ACC All-Defensive team honors.

"It shows how much he cares about us and cares about the game," Love said during the NCAA Tournament. "We knew all along his passion, and we carried that with us. We feed off him and his energy. That's why you see us playing so hard for him."

"I just think Hubert is perfect for the job," Williams told USA Today during the Final Four. "He's the nicest person I've ever known but then he's also fiercely competitive. When you put those two together, it's a pretty good mix. It's why I asked him to join our staff. But he hasn't just had me as an influence. He had Coach (Dean) Smith, Don Nelson and Pat Riley

HUBERT DAVIS PLAYING CAREER AT CAROLINA

| Years | GP | FG | FG% | 3FG | 3FG% | FT | FT% | REB | AVG | PF | A | TO | BL | ST | PTS | AVG |
|---------------|------------|-----------------|-------------|----------------|-------------|----------------|-------------|------------|------------|------------|------------|------------|-----------|------------|-------------|-------------|
| 1988-89 | 35 | 44-86 | .512 | 4-13 | .308 | 24-31 | .774 | 27 | 0.8 | 10 | 9 | 12 | 1 | 3 | 116 | 3.3 |
| 1989-90 | 34 | 111-249 | .446 | 44-111 | .396 | 59-74 | .797 | 60 | 1.8 | 42 | 52 | 31 | 6 | 33 | 325 | 9.6 |
| 1990-91 | 35 | 161-309 | .521 | 64-131 | .489 | 81-97 | .835 | 85 | 2.4 | 35 | 66 | 37 | 9 | 30 | 467 | 13.3 |
| 1991-92 | 33 | 241-474 | .508 | 85-198 | .429 | 140-169 | .828 | 76 | 2.3 | 42 | 52 | 45 | 7 | 42 | 707 | 21.4 |
| Totals | 137 | 557-1118 | .498 | 197-453 | .435 | 304-371 | .819 | 248 | 1.8 | 129 | 179 | 125 | 23 | 108 | 1615 | 11.8 |

HUBERT DAVIS IN THE NBA

| Years | GP | FG | FG% | 3FG | 3FG% | FT | FT% | REB | AVG | PF | A | TO | BL | ST | PTS | AVG |
|----------------|-----|-----------|------|----------|------|---------|------|------|-----|------|------|-----|----|-----|------|-----|
| 1992-2004 (12) | 685 | 2108-4600 | .458 | 728-1651 | .441 | 639-763 | .837 | 1045 | 1.5 | 1011 | 1172 | 646 | 44 | 297 | 5583 | 8.2 |

New York Knicks 1992-96, Toronto Raptors 1996-97, Dallas Mavericks 1997-2001, Washington Wizards 2001-02, Detroit Pistons 2002-04, New Jersey 2004

from when he was a player. He's got all of us, but then found a way to make it his. This run, he's put his fingerprints on it. It's his team. He's put Hubert Davis's stamp on North Carolina basketball. He's been absolutely sensational."

In nine seasons on the bench with Williams, the Tar Heels played in eight NCAA Tournaments, advanced to the Final Four and national championship games in 2016 and 2017 and won the NCAA title in 2017. The Tar Heels went 228-95, including 107-60 in Atlantic Coast Conference regular-season play, winning the regular-season ACC title in 2016, 2017 and 2019 and the ACC Tournament title in 2016.

Carolina earned three No. 1 seeds and a No. 2 seed in the NCAA Tournament in those nine seasons. The four-year run from 2016-19 was the best four-year NCAA seed average in UNC basketball history.

Davis helped coach 14 players who have played in the NBA, including 10 first-round draft picks – Cole Anthony, Tony Bradley, Reggie Bullock, P.J. Hairston, Justin Jackson, Brice Johnson, Cameron Johnson, Nassir Little, Day'Ron Sharpe and Coby White.

Brice Johnson and Jackson were consensus first-team All-America and first-team All-ACC selections; Jackson was the 2017 ACC Player of the Year and Cameron Johnson earned first-team All-ACC honors.

Jackson and Cameron Johnson rank one-two in UNC single-season history in three-pointers. Johnson transferred to UNC from Pittsburgh and blossomed into the 11th pick in the first round of the 2019 NBA Draft.

Davis also coached Marcus Paige, who earned second-team All-America and first-team All-ACC honors as a sophomore in 2014 and set the UNC career record with 299 three-pointers, and Joel Berry II, the 2017 Final Four Most Outstanding Player.

Anthony set the ACC record for most points in a college debut and had the second-highest single-season scoring average by a Tar Heel freshman.

White set the UNC single-season record for most threes by a freshman and became the seventh pick in the first round of the 2019 NBA Draft.

Prior to beginning his coaching career, Davis worked for seven years with ESPN as an analyst and co-host of the College GameDay program.

Born in Winston-Salem, N.C., Davis grew up in Burke, Va., where he attended Lake Braddock High School, the same high school UNC and US Soccer star Mia Hamm attended. Davis was a high school football teammate of future Olympic 110 hurdles gold medalist Allen Johnson.

Davis played in 137 games as a Tar Heel from 1988-92, during which time UNC went 102-37, won the 1989 and 1991 ACC Tournaments and played in the 1991 Final Four. He scored 1,615 points, an average of 11.8 per game. He still holds the UNC record for career three-point percentage at .435 (197 of 453). He scored in double figures 80 times with 23 games scoring 20 or more points.

"In 1987-88, I went with Coach Smith into Hubert Davis's home," says Williams, who was an assistant at UNC when Davis was being recruited. "Coach Smith said, 'I don't know if you're ever going to be able to play here, Hubert, and I don't want to do this.' I got in the car with Coach and I said, 'Coach, I think he'll play more than you think he will because I think he's so competitive and so driven.' Hubert told Coach Smith, 'You'll never know unless you give me a chance.' Coach Smith a couple days later called him and said, 'I listened to what you said and I'm going to offer you a scholarship to North Carolina.' Hubert committed to Coach Smith right then."

He scored in double figures in each of his last eight NCAA Tournament games, averaging 18.5 points in those games. That included 19 against Temple in the 1991 NCAA East Regional final and 25 against Kansas (coached by Williams) in the 1991 Final Four.

Davis averaged 21.4 points and earned second-team All-ACC honors as a senior. He scored in double figures in 32 of 33 games that season, including 20 games with 20 or more points and 30 or more in four games. He netted a career-high 35 points at Duke on March 8, 1992. That 35-point game was part of a seven-game stretch late in the season in which he averaged 28.7 points.

The New York Knicks selected Davis with the 20th pick in the first round of the 1992 NBA Draft. He played 12 seasons in the NBA, scoring 5,583 points, an average of 8.2 per contest. He made 728 three-point field goals and is currently second in NBA history in three-point percentage at .441.

Davis averaged double-figure scoring in four different seasons – a career-high 11.1 with Dallas in 1997-98 and with the Knicks in 1993-94 (11.0), 1994-95 (10.0) and 1995-96 (10.7).

He scored a career-high 32 points twice – as a second-year pro with the Knicks vs. Minnesota and in 2000 with Dallas against Seattle.

In 1993-94, he was fourth on the Knicks in scoring behind Patrick Ewing, John Starks and Charles Oakley as New York won 57 games and advanced to the NBA Finals, where they took Hakeem Olajuwon, Clyde Drexler and Kenny Smith to seven games (Doc Rivers and Greg Anthony were also Knicks that season).

PLAYED IN AND HEAD COACH IN THE FINAL FOUR

| | As Player | As Head Coach |
|---------------------|----------------------------|----------------------------------|
| Hubert Davis | North Carolina 1991 | North Carolina 2022 |
| Billy Donovan | Providence 1987 | Florida 2000, '06, '07 |
| Bob Knight | Ohio State 1960-62 | Indiana 1973, '76, '81, '87, '92 |
| Vic Bubas | NC State 1950 | Duke 1963, '64, '66 |
| Bones McKinney | North Carolina 1946 | Wake Forest 1962 |
| Dean Smith | Kansas 1952, 1953 | UNC 11 times (1967-97) |
| Dick Harp | Kansas 1940 | Kansas 1957 |

FINAL FOUR IN FIRST SEASON AS A HEAD COACH

| | North Carolina 2022 |
|---------------------|----------------------------|
| Hubert Davis | North Carolina 1998 |
| Bill Guthridge | Michigan 1989 |
| Steve Fisher | Michigan 1989 |
| Larry Brown | UCLA 1980 |
| Bill Hodges | Indiana State 1979 |
| Denny Crum | Louisville 1972 |
| Gary Thompson | Wichita State 1965 |
| Bully Gilstrap | Texas 1943 |
| Ray Meyer | DePaul 1943 |
| Bruce Drake | Oklahoma 1939 |

NATIONAL CHAMPIONSHIP GAME IN FIRST YEAR AS A HEAD COACH

| | North Carolina 2022 |
|---------------------|----------------------------|
| Hubert Davis | North Carolina 1998 |
| Steve Fisher | Michigan 1989 |
| Larry Brown | UCLA 1980 |
| Bill Hodges | Indiana State 1979 |

MOST WINS BY A FIRST-YEAR HEAD COACH

| | | |
|-----------|-------------------------------------|----------------|
| 34 | Bill Guthridge, North Carolina | 1997-98 |
| 33 | Tommy Lloyd, Arizona | 2021-22 |
| 33 | Bill Hodges, Indiana State | 1978-79 |
| 32 | Brad Underwood, Stephen F. Austin | 2013-14 |
| 31 | Steve Prohm, Murray State | 2011-12 |
| 31 | Jamie Dixon, Pittsburgh | 2003-04 |
| 30 | Brad Stevens, Butler | 2007-08 |
| 30 | Stan Heath, Kent State | 2001-02 |
| 30 | John Warren, Oregon | 1944-45 |
| 29 | Hubert Davis, North Carolina | 2021-22 |
| 29 | Matt McCall, Chattanooga | 2015-16 |

He shot 40 percent or better from three-point range in eight seasons, including 1999-2000, when he led the NBA with a career-best 49.1 percent as a Maverick.

Davis shot 80 percent or better from the free throw line nine times. He connected on 83.7 percent of his career free throw attempts.

Davis played for NBA head coaches Pat Riley, Don Nelson, Jim Clemons, Leonard Hamilton, Doug Collins, Rick Carlisle and Larry Brown. His NBA teammates included Anthony, Chauncey Billups, Ewing, Michael Finley, Richard Hamilton, Michael Jordan, Jason Kidd, Steve Nash, Dirk Nowitzki and Rivers.

"Hubert carved out a remarkable career in both longevity and achievement," said ABC/ESPN analyst and former NBA head coach Jeff Van Gundy when Davis was named head coach. "He will go down as one of the GREAT shooters of his era and had an under rated pick and roll game. Hubert was what you want in a player...dependable, reliable, trustworthy and his work ethic were second to none. Hubert's character, basketball acumen and love of UNC will drive him in his quest to continue the long and storied championship tradition that he helped create as a player and as an assistant coach. I have no doubt that Hubert will be the next in line of Hall of Fame coaches from Chapel Hill with an NCAA championship in the near future."

Hubert's uncle, Walter, starred at UNC from 1973-77 and was a six-time NBA All-Star. He was the NBA Rookie of the Year in 1978 with the Phoenix Suns, who retired his jersey.

"I've never known a finer person in my entire life, who has a switch he turns on and can be as competitive as anybody around," says Williams. "He loves this program and has the same passion I do, and he'll be better than me."

Davis graduated from UNC in 1992 with a degree in criminal justice. He and his wife, Leslie, have three children – Elijah, Gracie and Micah. Elijah is a sophomore on the basketball team at the University of Lynchburg.



0 – SETH TRIMBLE

6-3, 192, Freshman, Guard, Menomonee Falls, Wis.



2022-23: Averaging 2.6 points in 11.1 minutes per game • UNC was a +2 in his nine minutes on the court at Indiana • Forced a turnover with three seconds to play that gave UNC a final possession and a chance to win in the third overtime against Alabama • Made his first three, scored a season-high five points and was a season-best +8 vs. JMU • Scored UNC's only three bench points vs. Gardner-Webb • Two field goals, both on fast breaks, vs. Charleston • Scored four points in 14-plus minutes in his college debut vs. UNCW.

Prep: Played for Coach Brian Hallenbeck at Menomonee Falls High School • Scored more than

2,000 career points • Gatorade Player of the Year and Mr. Basketball in Wisconsin in 2022, when he led Menomonee Falls to a 25-4 record and the Division I sectional finals • Averaged 27.1 points, 7.4 rebounds, 4.4 assists and 2.3 steals as a senior • Greater Metro Conference Player of the Year in 2022 and was a two-time first-team All-Greater Metro Conference honoree • Averaged 23.3 points and 3.5 assists as a junior and 20 points and 3.2 assists as a sophomore • Scored a career high 45 points as a junior in a win over Whitnall • Competed in the 2022 National High School Slam Dunk Contest.

Won a gold medal with Team USA's U18 Men's National Team in the 2022 FIBA U18 Americas Championship, which was played in Mexico • Averaged 9.7 points, 2.7 rebounds and 2.5 assists in the six games, all wins • Scored 16 points against Argentina in the semifinals and had six points, four assists and two steals in the gold medal game vs. Brazil • Led the tournament in free throw percentage, converting 15 of 18 (.833).

Personal: Born Seth Louis Trimble on Aug. 9, 2004, in Wauwatosa, Wis. • Son of Laurence and Trevor Trimble • His brother, J.P. Tokoto, played at Carolina from 2012-15 • Played soccer through eighth grade • Made the honor roll three times • His grandfather, Jean Pierre Tokoto, was captain of the Cameroon National Soccer Team that played in the World Cup in 1982 and played for Paris-St. Germain.

| 2022-23 | FG | 3FG | FT | REB | PF | PTS | A | TO | B | S | MP |
|------------------|-----|-----|-----|-------|----|-----|---|----|---|---|----|
| UNCW | 1-3 | 0-0 | 2-3 | 0-0-0 | 3 | 4 | 0 | 0 | 1 | 0 | 15 |
| Charleston | 2-2 | 0-0 | 0-0 | 0-0-0 | 3 | 4 | 0 | 0 | 0 | 0 | 11 |
| Gardner-Webb | 1-3 | 0-0 | 1-2 | 0-1-1 | 1 | 3 | 0 | 0 | 0 | 0 | 15 |
| James Madison | 2-4 | 1-1 | 0-1 | 0-1-1 | 3 | 5 | 0 | 1 | 0 | 1 | 12 |
| at Portland | 0-0 | 0-0 | 0-0 | 0-0-0 | 1 | 0 | 1 | 1 | 0 | 0 | 5 |
| vs. Iowa State | 0-1 | 0-0 | 2-2 | 0-1-1 | 1 | 2 | 0 | 1 | 0 | 0 | 13 |
| vs. Alabama | 0-0 | 0-0 | 0-1 | 0-1-1 | 0 | 0 | 0 | 0 | 0 | 0 | 7 |
| at Indiana | 1-1 | 0-0 | 1-2 | 0-1-1 | 1 | 3 | 0 | 1 | 0 | 0 | 9 |
| at Virginia Tech | | | | | | | | | | | |
| Georgia Tech | | | | | | | | | | | |
| The Citadel | | | | | | | | | | | |
| vs. Ohio State | | | | | | | | | | | |
| vs. Michigan | | | | | | | | | | | |
| at Pittsburgh | | | | | | | | | | | |
| Wake Forest | | | | | | | | | | | |
| Notre Dame | | | | | | | | | | | |
| at Virginia | | | | | | | | | | | |
| at Louisville | | | | | | | | | | | |
| Boston College | | | | | | | | | | | |
| NC State | | | | | | | | | | | |
| at Syracuse | | | | | | | | | | | |
| Pittsburgh | | | | | | | | | | | |
| at Duke | | | | | | | | | | | |
| Clemson | | | | | | | | | | | |
| Miami | | | | | | | | | | | |
| at NC State | | | | | | | | | | | |
| at Notre Dame | | | | | | | | | | | |
| Virginia | | | | | | | | | | | |
| at Florida State | | | | | | | | | | | |
| Duke | | | | | | | | | | | |

| Year | GP-GS | Min. | Ave. | TRIMBLE'S STATS | | | | | | | | Off | Def | Reb | Ave. | A | TO | B | S | Pts | Ave. |
|---------|-------|------|------|-----------------|------|--------|-------|-------|------|---|---|-----|-----|-----|------|---|----|----|-----|-----|------|
| | | | | FGM-A | Pct. | 3FGM-A | Pct. | FTM-A | Pct. | | | | | | | | | | | | |
| 2022-23 | 8-0 | 87 | 10.8 | 7-14 | .500 | 1-1 | 1.000 | 6-11 | .545 | 0 | 5 | 5 | 0.6 | 1 | 4 | 1 | 1 | 21 | 2.6 | | |



1 – RECHON “LEAKY” BLACK

6-9, 205, Graduate Student, Forward, Concord, N.C.



Career: Made 105 starts in 130 games • One of five Tar Heels to amass 600 points, 500 rebounds, 200 assists, 100 steals and 50 blocks in four or fewer seasons with James Worthy, George Lynch, David Noel and Danny Green • Career highs include 16 points at Miami on 1/5/21, 12 rebounds vs. James Madison on 11/20/22, six offensive rebounds vs. Duke in the 2022 national semifinal and nine assists vs. Duke on 2/8/20 • Scored in double figures 15 times • Made multiple steals in 37 games • Five or more assists 17 times (UNC 15-2 in those games) • Assist/error ratio of 1.92 to 1 (292 assists/152 turnovers) • UNC is 19-1 in the last two seasons when he has three or more

assists.

2022-23: Averaging career-high 7.6 points and a career-best 6.6 rebounds in 34.0 minutes per game • Made 23 of 45 (.511) from the floor • Made at least one three in five games • Switched over to Indiana's Jalen Hood-Schifino after he scored 12 early points and held the IU guard to two points in the last 28 minutes • Played more than 53 minutes vs. Alabama despite spraining his left ankle in the second half and totaled 10 points, eight rebounds, three blocks and two steals • Was the only Tar Heel to make a three in the four overtimes, which gave UNC a 101-100 lead • Played key defensive role in limiting Tide freshman Brandon Miller to 4 of 21 from the floor • Scored 11 points and added nine rebounds and three assists at Portland • Career-high 12 rebounds, had three assists and played great defense in the win over James Madison • Career-best 6 for 6 from the floor and finished with 15 points, one off his career high, against Charleston • Tied his career high with six made field goals • Made two three-pointers, the 10th time he made multiple threes in a game • Seven points, seven rebounds and was a +12, second highest on the team, vs. UNCW.

2021-22: ACC All-Defensive team, Carolina's first since Brice Johnson in 2016 • Third in the voting for ACC Defensive Player of the Year • Carolina's Defensive Player of the Year (George Lynch Award) • Primary defender in three games vs. ACC Tournament MVP Hunter Cattoor of Virginia Tech (who scored 31 against Duke in final), holding Cattoor to an average of 7.0 points on 5 of 15 threes; vs. Duke's Paolo Banchemo, who scored 13 points in Chapel Hill; vs. Duke's AJ Griffin, who scored five points in Cameron after scoring 27 in the first game and six points on 1 of 7 shooting in the Final Four; vs. Georgia Tech's Michael Devoe, who came in as one of the nation's leading scorers and scored two points; vs. NC State's Dereon Seabron, who scored two points on 1 of 6 shooting; vs. Syracuse's Buddy Boeheim, who scored 14, five below his ACC-leading average; vs. Marquette's leading scorer Justin Lewis, whom he held to 2 of 15 FG and six points, 11 below his average; and Saint Peter's Doug Edert, who was 0 for 5 from the floor.

Career highs in field goal (.466) and free throw percentages (.868) • Led UNC in plus/minus nine times and was plus 302 for the season • Carolina went 17-1 when he had three or more assists • Led UNC in assist/TO ratio (2.8) with 104 assists/37 turnovers • Had 40 assists in the last 10 games • Made 33 of 38 free throws • Scored in double figures four times with a high of 13 in the overtime win at Louisville • Made multiple threes five times with a high of three at Louisville and two in the national semifinals vs. Duke.

| 2022-23 | FG | 3FG | FT | REB | PF | PTS | A | TO | B | S | MP |
|------------------|-----|-----|-----|---------|----|-----|---|----|---|---|----|
| UNCW• | 2-7 | 0-1 | 3-3 | 0-7-7 | 1 | 7 | 0 | 2 | 1 | 2 | 30 |
| Charleston• | 6-6 | 2-2 | 1-3 | 0-5-5 | 0 | 15 | 0 | 0 | 1 | 1 | 29 |
| Gardner-Webb• | 3-6 | 1-4 | 0-0 | 0-4-4 | 3 | 7 | 0 | 1 | 1 | 0 | 27 |
| James Madison• | 2-5 | 1-4 | 0-0 | 2-10-12 | 3 | 5 | 3 | 0 | 0 | 0 | 37 |
| at Portland• | 4-7 | 1-3 | 2-4 | 1-8-9 | 3 | 11 | 3 | 3 | 0 | 1 | 34 |
| vs. Iowa State• | 2-4 | 0-0 | 2-2 | 3-2-5 | 2 | 6 | 2 | 1 | 0 | 1 | 31 |
| vs. Alabama• | 4-8 | 2-3 | 0-0 | 1-7-8 | 2 | 10 | 0 | 0 | 3 | 2 | 54 |
| at Indiana• | 0-2 | 0-0 | 0-0 | 1-2-3 | 2 | 0 | 1 | 0 | 0 | 0 | 30 |
| at Virginia Tech | | | | | | | | | | | |
| Georgia Tech | | | | | | | | | | | |
| The Citadel | | | | | | | | | | | |
| vs. Ohio State | | | | | | | | | | | |
| vs. Michigan | | | | | | | | | | | |
| at Pittsburgh | | | | | | | | | | | |
| Wake Forest | | | | | | | | | | | |
| Notre Dame | | | | | | | | | | | |
| at Virginia | | | | | | | | | | | |
| at Louisville | | | | | | | | | | | |
| Boston College | | | | | | | | | | | |
| NC State | | | | | | | | | | | |
| at Syracuse | | | | | | | | | | | |
| Pittsburgh | | | | | | | | | | | |
| at Duke | | | | | | | | | | | |
| Clemson | | | | | | | | | | | |
| Miami | | | | | | | | | | | |
| at NC State | | | | | | | | | | | |
| at Notre Dame | | | | | | | | | | | |
| Virginia | | | | | | | | | | | |
| at Florida State | | | | | | | | | | | |
| Duke | | | | | | | | | | | |

| Year | GP-GS | Min. | Ave. | BLACK'S STATS | | | | | | | | Off | Def | Reb | Ave. | A | TO | B | S | Pts | Ave. |
|---------------|----------------|-------------|-------------|----------------|-------------|---------------|-------------|----------------|-------------|------------|------------|------------|------------|------------|------------|-----------|------------|------------|------------|-----|------|
| | | | | FGM-A | Pct. | 3FGM-A | Pct. | FTM-A | Pct. | | | | | | | | | | | | |
| 2018-19 | 23-0 | 239 | 10.4 | 23-49 | .417 | 5-12 | .417 | 6-7 | .857 | 10 | 39 | 49 | 2.1 | 27 | 15 | 4 | 14 | 57 | 2.5 | | |
| 2019-20 | 32-31 | 954 | 29.8 | 80-223 | .359 | 16-63 | .254 | 32-46 | .696 | 45 | 116 | 161 | 5.0 | 83 | 56 | 25 | 40 | 208 | 6.5 | | |
| 2020-21 | 29-28 | 796 | 27.4 | 58-158 | .367 | 10-45 | .222 | 36-52 | .692 | 39 | 104 | 143 | 4.9 | 70 | 37 | 10 | 36 | 162 | 5.6 | | |
| 2021-22 | 38-38 | 1127 | 29.7 | 68-146 | .466 | 17-51 | .333 | 33-38 | .868 | 49 | 113 | 162 | 4.3 | 104 | 37 | 26 | 34 | 186 | 4.9 | | |
| 2022-23 | 8-8 | 272 | 34.0 | 23-45 | .511 | 7-17 | .412 | 8-12 | .667 | 8 | 45 | 53 | 6.6 | 9 | 7 | 6 | 7 | 61 | 7.6 | | |
| Totals | 130-105 | 3388 | 26.1 | 252-621 | .406 | 55-188 | .293 | 115-155 | .742 | 151 | 417 | 568 | 4.4 | 293 | 152 | 71 | 131 | 674 | 5.2 | | |



2 – CALEB LOVE

6-4, 200, Junior, Guard, St. Louis, Mo.



Career: Scored his 1,000th point in his 73rd game, the fewest games needed by a Tar Heel since Harrison Barnes hit the mark in his 61st game • Love was the 12th Tar Heel to score 1,000 since Barnes got there in 2012 • Has scored 1,079 points, made 141 threes and has 267 assists in 76 games • Averaging 14.2 points • Tied for seventh in free throw percentage in UNC history (.835) • Carolina is 18-1 when he scores 20 or more points • Career-high 34 points vs. Alabama on 11/27/22, nine rebounds twice, nine assists on 2/17/21 vs. Northeastern and six 3FGs three times • Scored in double figures 56 times • Scored 20 or more points in three of five games

against Duke, including 25 and 22 at Cameron and 28 in the Final Four (20.2 ppg vs. Duke) • Earned MVP honors at Damian Lillard's Formula Zero camp in August 2022.

2022-23: Averaging a team-high and career-best 19.1 points • Made 14 of 56 (.250) from three-point range and 42 of 82 (.512) from two-point range • Leads the team with 14 threes and is second in assists (24) • Made a three in all eight games with a season-high three vs. Portland and Alabama • Earned all-tournament honors in the PKI Invitational • Career-high 34 points (16 in the second half) on 13 of 36 shooting plus nine rebounds and three steals in 57 minutes against Alabama • Scored 16 first-half points and finished with 23 points and three steals at Portland • Made 10 of 15 from the floor vs. the Pilots, the best single-game field goal percentage of his career (.667) • Scored 17 second-half points for the second consecutive game and finished with 20 vs. Gardner-Webb • Scored 17 second-half points and finished with 25 points, a career-high nine rebounds and six assists in 102-86 win over Charleston • Shared team scoring honors with 17 points in opener vs. UNCW.

2021-22: Averaged 18.8 points in the 2022 NCAA Tournament • Tied Brady Manek for the most points by any players in the tournament • Three highest scoring games of the season came in the NCAA Tourney (30 vs. UCLA, 28 vs. Duke, 23 vs. Marquette) • Earned All-Final Four and All-East Regional honors • Honorable mention All-ACC • UNC's Co-Most Improved Player with RJ Davis (Danny Green Award) • Scored 621 points, becoming the eighth Tar Heel sophomore to score 600 in a season (joining Michael Jordan, Joseph Forte, Tyler Hansbrough, Antawn Jamison, Jerry Stackhouse, Harrison Barnes, Wayne Ellington) • Led UNC free throw percentage (.863), was second in scoring (15.9), three-pointers (93), assists (139) and steals (37) and is third in three-point percentage (.360) • Top 10 in the ACC in scoring (9th), assists (10th), free throw percentage (3rd) and three-pointers (7th) • Made 93 three-pointers, tied for the sixth most in a season by a Tar Heel, including 19 in the NCAA Tournament, tied for third most in UNC's NCAA Tournament history • Made 40 consecutive free throws from 2/16-3/11, the second-longest streak in UNC history (one off Jeff Lebo's 1989 record) and the 10th-longest streak in ACC history • Led UNC in scoring 12 times (UNC 11-1) • Scored 20 or more points 13 times (UNC 13-0) with a high of 30 in the Sweet 16 vs. UCLA • Averaged 17.4 points, shot 39.9% from three and had 114 assists/76 turnovers in UNC's wins and 11.7 ppg, 23.3 3FG%, 25 assists/30 turnovers in the losses • Made multiple three-pointers 27 times (UNC 23-4) • Career-high six threes vs. Florida State, Marquette and UCLA • More assists than turnovers 24 times (UNC 20-4) • UNC was 14-0 when he had five or more assists • Averaged a team-high 34.1 minutes.assists and three steals • Scored 12 of his game-high 22 points and had all four of his game-high assists in the second half in the win over No. 24 Michigan • Tied then-career highs in field goals (9) and three-pointers (4) vs. the Wolverines • Scored 18 second-half points in the win at Charleston • Led all scorers with 22 points

| 2022-23 | FG | 3FG | FT | REB | PF | PTS | A | TO | B | S | MP |
|------------------|-------|------|------|-------|----|-----|---|----|---|---|----|
| UNCW• | 6-12 | 1-4 | 4-5 | 1-2-3 | 2 | 17 | 0 | 2 | 0 | 2 | 34 |
| Charleston• | 8-17 | 1-9 | 8-11 | 1-8-9 | 2 | 25 | 5 | 1 | 1 | 2 | 38 |
| Gardner-Webb• | 7-17 | 2-8 | 4-5 | 1-4-5 | 1 | 20 | 4 | 2 | 1 | 0 | 36 |
| James Madison• | 3-11 | 1-6 | 2-2 | 0-5-5 | 3 | 9 | 3 | 3 | 0 | 1 | 30 |
| at Portland• | 10-15 | 3-4 | 0-1 | 0-3-3 | 2 | 23 | 4 | 2 | 1 | 3 | 38 |
| vs. Iowa State• | 4-14 | 1-7 | 3-4 | 0-0-0 | 2 | 12 | 3 | 3 | 0 | 1 | 36 |
| vs. Alabama• | 13-36 | 3-11 | 5-5 | 2-7-9 | 4 | 34 | 4 | 4 | 0 | 3 | 57 |
| at Indiana• | 5-16 | 2-7 | 1-2 | 2-1-3 | 0 | 13 | 1 | 2 | 0 | 0 | 33 |
| at Virginia Tech | | | | | | | | | | | |
| Georgia Tech | | | | | | | | | | | |
| The Citadel | | | | | | | | | | | |
| vs. Ohio State | | | | | | | | | | | |
| vs. Michigan | | | | | | | | | | | |
| at Pittsburgh | | | | | | | | | | | |
| Wake Forest | | | | | | | | | | | |
| Notre Dame | | | | | | | | | | | |
| at Virginia | | | | | | | | | | | |
| at Louisville | | | | | | | | | | | |
| Boston College | | | | | | | | | | | |
| NC State | | | | | | | | | | | |
| at Syracuse | | | | | | | | | | | |
| Pittsburgh | | | | | | | | | | | |
| at Duke | | | | | | | | | | | |
| Clemson | | | | | | | | | | | |
| Miami | | | | | | | | | | | |
| at NC State | | | | | | | | | | | |
| at Notre Dame | | | | | | | | | | | |
| Virginia | | | | | | | | | | | |
| at Florida State | | | | | | | | | | | |
| Duke | | | | | | | | | | | |

in opener vs. Loyola.

| Year | GP-GS | Min. | Ave. | LOVE'S STATS | | | | | | | | Off | Def | Reb | Ave. | A | TO | B | S | Pts | Ave. |
|---------------|--------------|-------------|-------------|-----------------|-------------|----------------|-------------|----------------|-------------|-----------|------------|------------|------------|------------|------------|-----------|-----------|-------------|-------------|-----|------|
| | | | | FGM-A | Pct. | 3FGM-A | Pct. | FTM-A | Pct. | | | | | | | | | | | | |
| 2020-21 | 29-26 | 806 | 27.8 | 104-329 | .316 | 34-128 | .266 | 63-78 | .808 | 11 | 64 | 75 | 2.6 | 104 | 91 | 10 | 34 | 305 | 10.5 | | |
| 2021-22 | 39-38 | 1331 | 34.1 | 198-534 | .371 | 93-258 | .360 | 132-153 | .863 | 8 | 125 | 133 | 3.4 | 139 | 106 | 9 | 37 | 621 | 15.9 | | |
| 2022-23 | 8-8 | 302 | 37.7 | 56-138 | .406 | 14-56 | .250 | 27-35 | .771 | 7 | 30 | 37 | 4.6 | 24 | 19 | 3 | 12 | 153 | 19.1 | | |
| Totals | 76-72 | 2439 | 32.1 | 358-1001 | .358 | 141-442 | .319 | 222-266 | .835 | 26 | 219 | 245 | 3.2 | 267 | 216 | 22 | 83 | 1079 | 14.2 | | |



3 – DONTREZ STYLES

6-6, 210, Sophomore, Guard/Forward, Kinston, N.C.



2021-22: Played in 30 games • Made 20 of his last 41 field goal attempts (.488) • Averaged 7.5 points and 4.5 rebounds in 19.5 minutes in the two NCAA Tournament games in Fort Worth • Played all five minutes of overtime in the NCAA second round win over No. 1 seed Baylor • Opened the scoring in overtime with a corner three, his third 3FG of the season • Played a season-high 24:57 against the Bears and set season highs in points (9), field goals (4) and steals (2) • Was 3 for 3 from the floor for six points and grabbed a season-high six rebounds in 14 minutes vs. Marquette in the NCAA first round • Hit a corner three at Virginia Tech, his second of the season • Season-high eight points and tied his season best with four rebounds in the win over Florida State • Had two rebounds and was a season-best tying plus 8 in the first half in the win at Clemson • Also was a plus 8 in late minutes against Duke • Scored six points and had a season-best four rebounds in five minutes in the home win over NC State • Seven points in 12 minutes at Miami • Made his first three against the Hurricanes • Scored four points in 10 minutes at Boston College • Scored his first collegiate points in the win over UNC Asheville on 11/23.

Prep: Played for Coach Perry Tyndall at Kinston High School, where he started for four seasons • Missed three weeks of action in his senior season after suffering a fall during the first game • Averaged 30.3 points and 10.3 rebounds in his last three regular-season games (32 points against Ayden-Grifton, 30 against Greene Central and 29 vs. North Lenoir) • As a junior, he averaged 19.7 points and 11 rebounds in leading Kinston to a 26-4 record • Kinston went 83-20 in his career • A four-time honor roll student and ranked top-15 academically in his class • The 2019-20 and 2020-21 Eastern Conference Player of the Year • Also a four-time all-conference selection, two-time all-state (first team in 2021, second team in 2020) and all-district honoree • All-tournament pick at the 2019-20 John Wall Holiday Invitational.

Personal: Born June 26, 2002, in Lenoir, N.C. • Son of Donald Swinson and Sharon Styles • Major is undeclared.

| 2022-23 | FG | 3FG | FT | REB | PF | PTS | A | TO | B | S | MP |
|------------------|-----|-----|-----|-------|----|-----|---|----|---|---|----|
| UNCW | 0-0 | 0-0 | 0-0 | 0-2-2 | 0 | 0 | 0 | 0 | 0 | 0 | 3 |
| Charleston | 0-1 | 0-0 | 0-0 | 1-1-2 | 1 | 0 | 0 | 1 | 0 | 0 | 5 |
| Gardner-Webb | 0-1 | 0-1 | 0-0 | 0-0-0 | 0 | 0 | 0 | 0 | 0 | 0 | 5 |
| James Madison | | | | DNP | | | | | | | |
| at Portland | | | | DNP | | | | | | | |
| vs. Iowa State | | | | DNP | | | | | | | |
| vs. Alabama | 0-0 | 0-0 | 0-0 | 0-0-0 | 0 | 0 | 0 | 0 | 0 | 0 | 2 |
| at Indiana | | | | DNP | | | | | | | |
| at Virginia Tech | | | | | | | | | | | |
| Georgia Tech | | | | | | | | | | | |
| The Citadel | | | | | | | | | | | |
| vs. Ohio State | | | | | | | | | | | |
| vs. Michigan | | | | | | | | | | | |
| at Pittsburgh | | | | | | | | | | | |
| Wake Forest | | | | | | | | | | | |
| Notre Dame | | | | | | | | | | | |
| at Virginia | | | | | | | | | | | |
| at Louisville | | | | | | | | | | | |
| Boston College | | | | | | | | | | | |
| NC State | | | | | | | | | | | |
| at Syracuse | | | | | | | | | | | |
| Pittsburgh | | | | | | | | | | | |
| at Duke | | | | | | | | | | | |
| Clemson | | | | | | | | | | | |
| Miami | | | | | | | | | | | |
| at NC State | | | | | | | | | | | |
| at Notre Dame | | | | | | | | | | | |
| Virginia | | | | | | | | | | | |
| at Florida State | | | | | | | | | | | |
| Duke | | | | | | | | | | | |

| Year | GP-GS | Min. | Ave. | STYLES' STATS | | | | | | | | | | | | | | | |
|---------------|-------------|------------|------------|---------------|-------------|-------------|-------------|-------------|-------------|-----------|-----------|-----------|------------|----------|-----------|----------|----------|-----------|------------|
| | | | | FGM-A | Pct. | 3FGM-A | Pct. | FTM-A | Pct. | Off | Def | Reb | Ave. | A | TO | B | S | Pts | Ave. |
| 2021-22 | 30-0 | 174 | 5.8 | 24-55 | .436 | 3-18 | .167 | 8-15 | .533 | 11 | 32 | 43 | 1.4 | 2 | 11 | 2 | 5 | 59 | 2.0 |
| 2022-23 | 4-0 | 15 | 3.7 | 0-2 | .000 | 0-1 | .000 | 0-0 | - | 1 | 3 | 4 | 1.0 | 0 | 1 | 0 | 0 | 0 | 0.0 |
| Totals | 34-0 | 188 | 5.6 | 24-57 | .421 | 3-19 | .158 | 8-15 | .533 | 12 | 35 | 47 | 1.4 | 2 | 12 | 2 | 5 | 59 | 1.7 |



4 – RJ DAVIS

6-0, 175, Junior, Guard, White Plains, N.Y.



Career: Averaging 11.8 points, 2.9 assists and 1.4 three-pointers in 76 games • Scored in double figures 50 times • Scored 20 or more six times • Made multiple three-pointers 32 times with a high of six vs. Brown • Shooting 84.2% from the free throw line and 34.4% from three • Fifth all-time in FT% at UNC • Led UNC in scoring 10 times and assists 27 times • Became the first Tar Heel with at least 10 assists in one NCAA Tournament game and 30 points in the next with 12 assists vs. Marquette and 30 points vs. Baylor in the 2022 first and second round games • Set career highs in scoring (30 vs. Baylor), rebounding (12 vs. Kansas) and assists (12 vs. Marquette) in the

2022 NCAA Tournament • Has the second-highest FT percentage in UNC history (25 or more attempts) in NCAA Tournament play (93.5%).

2022-23: Leads UNC in assists (26) and free throw shooting (.929), tied for second in three-pointers (11) and is third in scoring (career-high 15.1 ppg) • Scored in double figures and made a three in all eight games • Made 26 of 28 free throws • Grabbed 16 rebounds in the last two games • Had 19 points, nine rebounds and three steals in 50 minutes vs. Alabama • Clutch jumper with 24 seconds to play gave UNC a two-possession lead in the win over Portland • Game- and season-high 21 points and five assists vs. James Madison • Second career double-double with 14 points and 10 rebounds vs. Gardner-Webb • Was the first time he led UNC in rebounding in his career • Scored his 800th career point vs. Charleston • Shared team scoring honors with 17 points vs. UNCW (scored 11 of UNC's 32 first-half points as the Tar Heels built an 11-point lead).

2021-22: UNC's Co-Most Improved Player with Caleb Love (Danny Green Award) • Named to CoSIDA Academic All-District 3 team • Started every game and averaged 13.5 points and 3.6 assists • Led the team with 142 assists and 40 steals, was second free throw percentage (.833) and three-point percentage (.367), third in three-pointers (66) and fourth in scoring • Averaged 14.7 points over a team-high 37.7 minutes per game, had 30 assists/12 turnovers and made 29 for 31 from the free throw line in the NCAA Tournament • The 30 assists and 5.0 assists per game are the second most by a Tar Heel in a six-game NCAA Tournament series • UNC was 15-4 when he scored 15 or more points • Eighth in the ACC in assist/turnover ratio (1.9) and ninth in assists • Scored in double figures 28 times • Scored 15 or more points in 13 of 20 ACC games • Shot 44.8% from the floor, 40.3% from three and had 116 assists/50 turnovers in UNC's wins • Led UNC in scoring four times, assists 16 times and plus/minus 10 times • Made multiple threes 19 times (UNC 15-4), including six vs. Brown and five vs. Syracuse and Baylor • Played the entire game three times (45 minutes vs. Baylor and 40 at Duke and vs. Kansas).


| 2022-23 | FG | 3FG | FT | REB | PF | PTS | A | TO | B | S | MP |
|------------------|------|-----|-----|--------|----|-----|---|----|---|---|----|
| UNCW• | 6-11 | 1-3 | 4-4 | 0-4-4 | 2 | 17 | 1 | 1 | 0 | 1 | 37 |
| Charleston• | 4-8 | 1-4 | 2-2 | 1-2-3 | 3 | 11 | 5 | 3 | 1 | 0 | 35 |
| Gardner-Webb• | 4-13 | 2-6 | 4-4 | 2-8-10 | 2 | 14 | 3 | 2 | 0 | 3 | 35 |
| James Madison• | 7-16 | 2-7 | 5-6 | 0-2-2 | 2 | 21 | 5 | 2 | 0 | 0 | 34 |
| at Portland• | 4-11 | 1-3 | 4-4 | 0-3-3 | 1 | 13 | 5 | 1 | 0 | 0 | 32 |
| vs. Iowa State• | 5-14 | 1-7 | 4-4 | 1-2-3 | 3 | 15 | 1 | 2 | 0 | 1 | 32 |
| vs. Alabama• | 8-24 | 2-6 | 1-2 | 0-9-9 | 4 | 19 | 4 | 2 | 0 | 3 | 51 |
| at Indiana• | 4-11 | 1-2 | 2-2 | 1-6-7 | 2 | 11 | 2 | 3 | 0 | 1 | 33 |
| at Virginia Tech | | | | | | | | | | | |
| Georgia Tech | | | | | | | | | | | |
| The Citadel | | | | | | | | | | | |
| vs. Ohio State | | | | | | | | | | | |
| vs. Michigan | | | | | | | | | | | |
| at Pittsburgh | | | | | | | | | | | |
| Wake Forest | | | | | | | | | | | |
| Notre Dame | | | | | | | | | | | |
| at Virginia | | | | | | | | | | | |
| at Louisville | | | | | | | | | | | |
| Boston College | | | | | | | | | | | |
| NC State | | | | | | | | | | | |
| at Syracuse | | | | | | | | | | | |
| Pittsburgh | | | | | | | | | | | |
| at Duke | | | | | | | | | | | |
| Clemson | | | | | | | | | | | |
| Miami | | | | | | | | | | | |
| at NC State | | | | | | | | | | | |
| at Notre Dame | | | | | | | | | | | |
| Virginia | | | | | | | | | | | |
| at Florida State | | | | | | | | | | | |
| Duke | | | | | | | | | | | |

| Year | GP-GS | Min. | Ave. | DAVIS'S STATS | | | | | | | | | | Pts | Ave. | | | | |
|---------------|--------------|-------------|-------------|----------------|-------------|----------------|-------------|----------------|-------------|-----------|------------|------------|------------|------------|------------|-----------|-----------|------------|-------------|
| | | | | FGM-A | Pct. | 3FGM-A | Pct. | FTM-A | Pct. | Off | Def | Reb | Ave. | | | A | TO | B | S |
| 2020-21 | 29-10 | 644 | 22.2 | 79-226 | .350 | 32-99 | .323 | 55-67 | .821 | 12 | 54 | 66 | 2.3 | 56 | 54 | 2 | 19 | 245 | 8.4 |
| 2021-22 | 39-39 | 1321 | 33.9 | 178-419 | .425 | 66-180 | .367 | 105-126 | .833 | 22 | 144 | 166 | 4.3 | 142 | 74 | 8 | 40 | 527 | 13.5 |
| 2022-23 | 8-8 | 288 | 36.0 | 42-108 | .389 | 11-38 | .289 | 26-28 | .929 | 6 | 36 | 41 | 5.1 | 26 | 16 | 1 | 9 | 121 | 15.1 |
| Totals | 76-57 | 2254 | 29.7 | 299-753 | .397 | 109-317 | .344 | 186-221 | .842 | 39 | 234 | 273 | 3.6 | 224 | 144 | 11 | 68 | 893 | 11.8 |



5 – ARMANDO BACOT

6-11, 235, Senior, Forward/Center, Richmond, Va.



Career: One of two Tar Heels in the last 50 seasons and eight all-time to average a double-double in points and rebounds • Averaging 13.2 points and 10.1 rebounds in 108 games (107 starts, all but 2021 Senior Night) • Has 1,429 points, 1,090 rebounds and 139 blocks • Rebound average of 10.1 is the sixth highest by a Tar Heel and is the highest since Rusty Clark (10.3) from 1966-69 • Joins Sean May as the only Tar Heels since 1972 to average a career double-double • Fourth in UNC history in rebounds (needs eight to pass George Lynch for third) • First to repeat as UNC's Most Valuable Player since Marcus Paige in 2013-14 and 2014-

15 • Scored in double figures 78 times with a career-high 29 twice • Has 53 double-doubles (second most in UNC history behind Cunningham's 60) and 60 games with 10 or more rebounds (second behind Cunningham's 61) • Career-high 23 rebounds vs. JMU • Holds UNC record for rebounds in Elite 8, national semifinal and national championship games • Third in offensive rebounds per game (3.50) by a Tar Heel behind Jamison.

2022-23: Leads UNC rebounding (11.1) and is second in scoring (16.1) • Leads UNC in plus/minus at +51 • Has four double-doubles • Season-high 28 points vs. Charleston and season/career best 23 rebounds vs. James Madison • Scored 20 points with 10 rebounds and three blocks vs. Alabama but sprained his right ankle when he stepped on the foot of an Alabama player and did not play the last minute of the third OT or any of the fourth OT • Six offensive boards and a game-high 13 total at Portland • Scored 19 points and had a career-high 23 rebounds vs. James Madison for his first double-double of the season • Had 11 points and 11 rebounds in the first half as UNC built a 45-26 lead and added a dozen boards in the second half • Season-high eight offensive boards (one off his career best) and tied his career high with nine free throws vs. JMU (drew nine fouls) • Scored 27 of his game-high 28 points in the second half vs. Charleston (was 0 for 1 from the floor in the first half and 10 of 12 in the second) • Drew 11 fouls by the Cougars • Scored 16 points and had nine rebounds in opener vs. UNCW.

2021-22: Compiled one of the most prolific rebounding seasons in college basketball history • Led Carolina in scoring (16.3), rebounding (13.1), field goal percentage (.569) and blocks (65), becoming the first Tar Heel to ever lead the team in those categories in consecutive seasons • Earned All-NCAA Tournament honors in both the Final Four and East Regional, where he was also the Most Outstanding Player • National Player of the Year finalist (Lute Olson Award), third-team CBS Sports and USA Today All-America, leading vote getter on the ACC first team, second in ACC Player-of-the-Year voting and second-team All-ACC Tournament • One of three players to make the Academic All-ACC team and first-team All-ACC • Made the ACC Academic Honor Roll and NABC Honors Court for outstanding grade point average.

Became the first player in college basketball history with six double-doubles in one NCAA Tournament • Tied the all-time NCAA single-season record with 31 double-doubles (with Navy's David Robinson in 1985-86) • Second-most rebounds (99) in NCAA Tournament history and the most since LaSalle's Tom Gola had 102 in 1954 • Fourth-most rebounds in a season in ACC history and the first player with at least 500 since 1956 • Shattered the single-season Tar Heel record with 511 rebounds, 95 more than the previous record set in 2015-16 by Brice Johnson (who had 416 in one more game than Bacot) • Tied the UNC record for 20-rebound games in a season with five and set the school record with 32 games in

| 2022-23 | FG | 3FG | FT | REB | PF | PTS | A | TO | B | S | MP |
|------------------|-------|-----|------|---------|----|-----|---|----|---|---|----|
| UNCW• | 5-10 | 0-0 | 6-11 | 4-5-9 | 4 | 16 | 1 | 2 | 1 | 0 | 28 |
| Charleston• | 10-13 | 0-0 | 8-12 | 2-4-6 | 2 | 28 | 1 | 3 | 2 | 3 | 34 |
| Gardner-Webb• | 2-9 | 0-0 | 6-7 | 2-7-9 | 2 | 10 | 0 | 3 | 2 | 1 | 36 |
| James Madison• | 5-11 | 0-0 | 9-12 | 8-15-23 | 4 | 19 | 1 | 3 | 1 | 1 | 35 |
| at Portland• | 4-6 | 0-1 | 3-8 | 6-7-13 | 4 | 11 | 2 | 4 | 0 | 0 | 34 |
| vs. Iowa State• | 5-6 | 0-0 | 3-5 | 3-6-9 | 4 | 13 | 2 | 5 | 2 | 1 | 37 |
| vs. Alabama• | 7-12 | 0-0 | 6-6 | 6-4-10 | 4 | 20 | 2 | 6 | 3 | 0 | 38 |
| at Indiana• | 4-10 | 0-0 | 4-6 | 5-5-10 | 4 | 12 | 0 | 1 | 1 | 0 | 28 |
| at Virginia Tech | | | | | | | | | | | |
| Georgia Tech | | | | | | | | | | | |
| The Citadel | | | | | | | | | | | |
| vs. Ohio State | | | | | | | | | | | |
| vs. Michigan | | | | | | | | | | | |
| at Pittsburgh | | | | | | | | | | | |
| Wake Forest | | | | | | | | | | | |
| Notre Dame | | | | | | | | | | | |
| at Virginia | | | | | | | | | | | |
| at Louisville | | | | | | | | | | | |
| Boston College | | | | | | | | | | | |
| NC State | | | | | | | | | | | |
| at Syracuse | | | | | | | | | | | |
| Pittsburgh | | | | | | | | | | | |
| at Duke | | | | | | | | | | | |
| Clemson | | | | | | | | | | | |
| Miami | | | | | | | | | | | |
| at NC State | | | | | | | | | | | |
| at Notre Dame | | | | | | | | | | | |
| Virginia | | | | | | | | | | | |
| at Florida State | | | | | | | | | | | |
| Duke | | | | | | | | | | | |

double figures • Rebounding average (13.1) was the fifth highest in a season by a Tar Heel and the highest since Cunningham in 1964-65 • Led the ACC in all games by 4.94 rebounds per game • Averaged 14.1 rebounds in league play, the most since Wake Forest's Tim Duncan averaged 14.9 in 1996-97 • Broke Duncan's previous ACC double-double record (29 in 1996-97) and Johnson's UNC record (23 in 2015-16) • Led the nation in double-doubles, was second in offensive rebounding (4.2), third in rebounding and 23rd in field goal percentage (.569) • Led the ACC in rebounding, offensive rebounds and double-doubles, was second in field goal percentage, fifth in blocks and seventh in scoring • Also led UNC in plus/minus at +336.

Averaged 15.3 points and 16.5 rebounds in six NCAA Tournament games • Set UNC single-game rebound records for regional final, national semifinal and national championship games • Shattered UNC's single-Tournament record for rebounds with 99 (previous was 69 in six games by Kennedy Meeks in 2017) • Had 38 offensive rebounds (6.3 per game) • Grabbed 15 or more rebounds in the last five games • Tied the UNC record for rebounds in an NCAA Tourney game with 22 vs. Saint Peter's and became the only Tar Heel with two 20-rebound NCAA games when he had 21 vs. Duke in the national semifinals.

| Year | GP-GS | Min. | Ave. | FGM-A | | Pct. | 3FGM-A | | Pct. | FTM-A | | Pct. | Off | Def | Reb | Ave. | A | TO | B | S | Pts | Ave. |
|---------------|----------------|-------------|-------------|----------------|-------------|-------------|-------------|----------------|-------------|------------|------------|-------------|-------------|------------|------------|------------|-----------|-------------|-------------|---|-----|------|
| | | | | | | | | | | | | | | | | | | | | | | |
| 2019-20 | 32-32 | 780 | 24.4 | 114-243 | .469 | 0-0 | - | 80-124 | .645 | 87 | 176 | 263 | 8.2 | 39 | 55 | 36 | 16 | 308 | 9.6 | | | |
| 2020-21 | 29-28 | 660 | 22.8 | 137-218 | .628 | 0-1 | .000 | 83-125 | .664 | 92 | 135 | 227 | 7.8 | 23 | 41 | 26 | 19 | 357 | 12.3 | | | |
| 2021-22 | 39-39 | 1237 | 31.7 | 244-429 | .569 | 1-8 | .125 | 146-218 | .670 | 163 | 348 | 511 | 13.1 | 59 | 77 | 65 | 33 | 635 | 16.3 | | | |
| 2022-23 | 8-8 | 270 | 33.8 | 42-77 | .545 | 0-1 | .000 | 45-67 | .672 | 36 | 53 | 89 | 11.1 | 9 | 27 | 12 | 6 | 129 | 16.1 | | | |
| Totals | 108-107 | 2947 | 27.3 | 537-967 | .555 | 1-10 | .100 | 354-534 | .663 | 378 | 712 | 1090 | 10.1 | 130 | 200 | 139 | 74 | 1429 | 13.2 | | | |



11 – D’MARCO DUNN

6-5, 190, Sophomore, Guard, Tucson, Ariz.



2022-23: Averaging 2.8 points in 10.1 minutes a game • Season-high five points in a career-high 17 minutes at Indiana (Tar Heels were a -1 when was on the floor in an overall 12-point loss) • Made a late first-half three that cut IU's lead to five • Played a then-career-high 15 minutes in the 4 OT game vs. Alabama • Was a career-best +19 vs. the Tide • Made his first three of the season and was +10 vs. James Madison • Tied his career high with two field goals and scored four points vs. Charleston • Scored two points in 13 minutes in the opener vs. UNCW • Was the second time he played double-figure minutes and was a +8.

2021-22: Played in 23 games • Scored a season-high six points and grabbed three rebounds in 11 minutes at Boston College • Had four points in nine minutes in Las Vegas vs. Kentucky and four points at Miami • Scored his first collegiate points on a three-pointer against UNC Asheville on 11/23.

Prep: Moved in 2019 from Arizona to Fayetteville, N.C., where he played at Westover High School for Coach George Stackhouse • Averaged 21.3 points and 7.7 rebounds in leading Westover to a 41-3 record in his two seasons • Averaged 23.4 points, 8.6 rebounds, 2.6 assists and 2.7 steals in 14 games as a senior • Led Westover to an 11-3 record, shooting 53.3 percent from the floor and 35.4 percent from three • Scored 25 or more points in seven games last season, including 37 vs. South View, 32 vs. Southern Lee and 30 vs. Terry Sanford • In the last five games, he averaged 26.6 points • Averaged 20.4 points, 7.2 rebounds, 2.0 assists and 2.7 steals and shot 45 percent from three-point range as a junior • Led Westover to a 30-0 record and 2020 conference title • Westover was named co-state champions by the North Carolina High School Athletic Association after the post-season tournament was canceled due to the pandemic • All-state selection in 2020 and was named PAC 9 Conference, Cumberland County and District Player of the Year • Honor roll student • Member of the Black Student Union and a mentor in the student leadership program • Previously attended Marana High School in Tucson for two years before moving to Fayetteville prior to his junior year.

Personal: Born D'Marco Morcell Dunn on February 28, 2003, in Sierra Vista, Ariz. • Major is undeclared • Son of Greg Dunn and Veronica Johnson, both members of the U.S. armed services • His dad played football at Angelo State • An uncle, Eric, played football at Michigan State • His sister, Kaylyn, has published three books.

| 2022-23 | FG | 3FG | FT | REB | PF | PTS | A | TO | B | S | MP |
|------------------|-----|-----|-----|-------|----|-----|---|----|---|---|----|
| UNCW | 1-2 | 0-1 | 0-0 | 0-1-1 | 2 | 2 | 0 | 0 | 1 | 0 | 13 |
| Charleston | 2-3 | 0-1 | 0-0 | 1-0-1 | 1 | 4 | 0 | 0 | 0 | 0 | 9 |
| Gardner-Webb | 0-1 | 0-0 | 0-0 | 0-0-0 | 0 | 0 | 0 | 0 | 0 | 0 | 4 |
| James Madison | 1-1 | 1-1 | 1-2 | 1-0-1 | 0 | 4 | 0 | 0 | 0 | 0 | 5 |
| at Portland | 1-4 | 1-2 | 0-0 | 0-0-0 | 1 | 3 | 0 | 0 | 0 | 0 | 11 |
| vs. Iowa State | 1-1 | 0-0 | 0-0 | 0-0-0 | 2 | 2 | 0 | 0 | 0 | 0 | 7 |
| vs. Alabama | 1-2 | 0-1 | 0-0 | 0-0-0 | 2 | 2 | 0 | 0 | 0 | 1 | 15 |
| at Indiana | 2-6 | 1-2 | 0-0 | 0-0-0 | 2 | 5 | 0 | 0 | 1 | 0 | 17 |
| at Virginia Tech | | | | | | | | | | | |
| Georgia Tech | | | | | | | | | | | |
| The Citadel | | | | | | | | | | | |
| vs. Ohio State | | | | | | | | | | | |
| vs. Michigan | | | | | | | | | | | |
| at Pittsburgh | | | | | | | | | | | |
| Wake Forest | | | | | | | | | | | |
| Notre Dame | | | | | | | | | | | |
| at Virginia | | | | | | | | | | | |
| at Louisville | | | | | | | | | | | |
| Boston College | | | | | | | | | | | |
| NC State | | | | | | | | | | | |
| at Syracuse | | | | | | | | | | | |
| Pittsburgh | | | | | | | | | | | |
| at Duke | | | | | | | | | | | |
| Clemson | | | | | | | | | | | |
| Miami | | | | | | | | | | | |
| at NC State | | | | | | | | | | | |
| at Notre Dame | | | | | | | | | | | |
| Virginia | | | | | | | | | | | |
| at Florida State | | | | | | | | | | | |
| Duke | | | | | | | | | | | |

| Year | GP-GS | Min. | Ave. | DUNN'S STATS | | | | | | | | | | | | | | Pts | Ave. |
|---------------|-------------|------------|------------|--------------|-------------|-------------|-------------|------------|-------------|----------|----------|-----------|------------|----------|----------|----------|----------|-----------|------------|
| | | | | FGM-A | Pct. | 3FGM-A | Pct. | FTM-A | Pct. | Off | Def | Reb | Ave. | A | TO | B | S | | |
| 2021-22 | 23-0 | 94 | 4.1 | 9-31 | .290 | 3-15 | .200 | 1-3 | .333 | 1 | 6 | 7 | 0.3 | 7 | 6 | 0 | 1 | 22 | 1.0 |
| 2022-23 | 8-0 | 81 | 10.1 | 9-20 | .450 | 3-8 | .375 | 1-2 | .500 | 2 | 1 | 3 | 0.4 | 0 | 0 | 2 | 1 | 22 | 2.8 |
| Totals | 31-0 | 175 | 5.7 | 18-51 | .353 | 6-23 | .261 | 2-5 | .400 | 3 | 7 | 10 | 0.3 | 7 | 6 | 2 | 2 | 44 | 1.4 |



13 – JALEN WASHINGTON
6-10, 225, Freshman, Forward, Gary, Ind.



Prep: Played for coaches Chris Buggs and Sean Smith at Gary West Side Leadership Academy • Did not play his senior season due to a knee injury • 2022 Indiana All-Star • First-team all-state and all-conference as a junior when he averaged 12.5 points, seven rebounds, three assists and three blocks • Led Gary West Side to the state semi-finals • NBPA Camp invitee • Trained with the 2022 USA Junior National Team.

Personal: Born Jalen Cantrell Washington on Feb. 21, 2004, in Hobart, Ind. • Son of Joda Sterling and Jimmy Washington Sr. • Has seven-foot, four-inch wingspan • Ranked No. 2 academically in

his senior class and was a member of the Indiana Academic All-State team • Member of the National Honor Society • Played AAU for Meanstreets • Played the cello and piano from second to seventh grade • His older brother, Jimmie, plays basketball at IU-Northwest.

| 2022-23 | FG | 3FG | FT | REB | PF | PTS | A | TO | B | S | MP |
|------------------|----|-----|----|-----|----|-----|---|----|---|---|------------------|
| first 8 games | | | | | | | | | | | DNP (right knee) |
| at Virginia Tech | | | | | | | | | | | |
| Georgia Tech | | | | | | | | | | | |
| The Citadel | | | | | | | | | | | |
| vs. Ohio State | | | | | | | | | | | |
| vs. Michigan | | | | | | | | | | | |
| at Pittsburgh | | | | | | | | | | | |
| Wake Forest | | | | | | | | | | | |
| Notre Dame | | | | | | | | | | | |
| at Virginia | | | | | | | | | | | |
| at Louisville | | | | | | | | | | | |
| Boston College | | | | | | | | | | | |
| NC State | | | | | | | | | | | |
| at Syracuse | | | | | | | | | | | |
| Pittsburgh | | | | | | | | | | | |
| at Duke | | | | | | | | | | | |
| Clemson | | | | | | | | | | | |
| Miami | | | | | | | | | | | |
| at NC State | | | | | | | | | | | |
| at Notre Dame | | | | | | | | | | | |
| Virginia | | | | | | | | | | | |
| at Florida State | | | | | | | | | | | |
| Duke | | | | | | | | | | | |

| Year | GP-GS | Min. | Ave. | WASHINGTON'S STATS | | | | Off | Def | Reb | Ave. | A | TO | B | S | Pts | Ave. |
|---------|-------|------|------|--------------------|------|--------|------|-----|-----|-----|------|---|----|---|---|-----|------|
| | | | | FGM-A | Pct. | 3FGM-A | Pct. | | | | | | | | | | |
| 2022-23 | | | | | | | | | | | | | | | | | |



14 – DONOVAN “PUFF” JOHNSON

6-8, 200, Junior, Forward/Guard, Moon Township, Pa.



2022-23: Averaging 5.6 points • Has seven steals in the last three games (had eight total in his first 40 games as a Tar Heel) • Missed the first three games due to a sore right knee • Scored all six of his points at Indiana from the free throw line (6 for 7) • Career-high 48 minutes against Alabama (previous high was 29 at NC State last season) • Scored 10 points with five rebounds, two assists and a career-high three steals (led UNC players who played at least half the game in plus/minus at +9) • Six points, tied his career high with six rebounds and had a career-best two steals vs. lowa State • Scored six points and was +13 in 13:30 in his season debut against James Madison • Three-pointer with 4:43 to play gave Carolina a 15-point lead vs. the Dukes.

2021-22: Played his finest basketball as a Tar Heel on both ends of the court in the 2022 NCAA Tournament • Averaged 5.0 points and 2.3 rebounds in 11.3 minutes in the six NCAA Tournament games • Was a plus 11 over the six games and had a positive plus/minus five times, including both games in the Final Four • Tied his career highs with five field goals and six rebounds in 18 minutes in the national championship game vs. Kansas • Scored 11 points vs. the Jayhawks, including nine in the second half (which tied Caleb Love for the team lead in the second half) • Helped spark UNC's late first-half run with an offensive rebound and basket and a drawn charge • Scored seven straight points for UNC in the second half, including a three-pointer that tied the game at 57.

Hit both free throws to tie the game at 67 with 4:36 to play in the national semifinal vs. Duke • Only the third time this season he made more than one free throw in a game • Scored 17 points through the game at Virginia Tech on 2/19 then 47 points in the last 11 games • Is plus 50 over the last 12 games • Averaged 13.2 minutes in the last 11 games • Played outstanding defense in two 11-minute stints in Philadelphia vs. UCLA and Saint Peter's • Career-high five field goals in seven attempts for 11 points in NCAA first round win over Marquette • Numerous career bests in the win at NC State with personal bests in scoring (16), field goals (4), three-pointers (2), free throws (6) and minutes (29) • Scored 12 of his 16 points in the second half, including back-to-back threes just 51 seconds apart • Was plus 9 in 12 minutes against Louisville and plus 13 in seven minutes at Virginia Tech • Entered the Louisville game with the Cards up four and subbed out nearly six minutes later with UNC leading by two • Made two free throws, found Manek for a basket and had a steal • Made his second three-pointer of the season and scored five points against Florida State • Took a key charge in the second half of the overtime win at Louisville • Career highs in minutes (17), field goals (3), points (8) and rebounds (6) in the 100-80 win over NC State • Gave Carolina a lift in his five minutes of play in the second half of the 1/26 win over Boston College, diving on the floor for two loose balls and scoring on an offensive rebound • Scored his first points at Wake Forest in a career-high 13 minutes • Four rebounds at Miami • Missed the first 15 games due to a hip flexor and sprained right ankle • Played four minutes in his first action against Georgia Tech on 1/15.

| 2022-23 | FG | 3FG | FT | REB | PF | PTS | A | TO | B | S | MP |
|------------------|-----|-----|-----|------------------|----|-----|---|----|---|---|----|
| UNCW | | | | DNP (right knee) | | | | | | | |
| Charleston | | | | DNP (right knee) | | | | | | | |
| Gardner-Webb | | | | DNP (right knee) | | | | | | | |
| James Madison | 2-3 | 1-2 | 1-1 | 0-0-0 | 3 | 6 | 1 | 1 | 0 | 0 | 14 |
| at Portland | 0-1 | 0-0 | 0-0 | 0-0-0 | 0 | 0 | 0 | 0 | 0 | 0 | 9 |
| vs. Iowa State | 2-4 | 0-1 | 2-4 | 3-3-6 | 2 | 6 | 1 | 0 | 0 | 2 | 12 |
| vs. Alabama | 4-5 | 0-0 | 2-2 | 2-3-5 | 3 | 10 | 2 | 1 | 1 | 3 | 48 |
| at Indiana | 0-2 | 0-0 | 6-7 | 1-0-1 | 2 | 6 | 0 | 0 | 0 | 2 | 14 |
| at Virginia Tech | | | | | | | | | | | |
| Georgia Tech | | | | | | | | | | | |
| The Citadel | | | | | | | | | | | |
| vs. Ohio State | | | | | | | | | | | |
| vs. Michigan | | | | | | | | | | | |
| at Pittsburgh | | | | | | | | | | | |
| Wake Forest | | | | | | | | | | | |
| Notre Dame | | | | | | | | | | | |
| at Virginia | | | | | | | | | | | |
| at Louisville | | | | | | | | | | | |
| Boston College | | | | | | | | | | | |
| NC State | | | | | | | | | | | |
| at Syracuse | | | | | | | | | | | |
| Pittsburgh | | | | | | | | | | | |
| at Duke | | | | | | | | | | | |
| Clemson | | | | | | | | | | | |
| Miami | | | | | | | | | | | |
| at NC State | | | | | | | | | | | |
| at Notre Dame | | | | | | | | | | | |
| Virginia | | | | | | | | | | | |
| at Florida State | | | | | | | | | | | |
| Duke | | | | | | | | | | | |

| Year | GP-GS | Min. | Ave. | JOHNSON'S STATS | | | | | | | | Off | Def | Reb | Ave. | A | TO | B | S | Pts | Ave. |
|---------------|-------------|------------|------------|-----------------|-------------|-------------|-------------|--------------|-------------|-----------|-----------|-----------|------------|-----------|----------|----------|-----------|------------|------------|-----|------|
| | | | | FGM-A | Pct. | 3FGM-A | Pct. | FTM-A | Pct. | | | | | | | | | | | | |
| 2020-21 | 14-0 | 59 | 4.2 | 6-14 | .429 | 1-9 | .111 | 2-2 | 1.000 | 1 | 6 | 7 | 0.5 | 1 | 2 | 1 | 1 | 1 | 15 | 1.1 | |
| 2021-22 | 24-0 | 251 | 10.4 | 28-61 | .459 | 6-26 | .231 | 13-18 | .722 | 18 | 29 | 47 | 2.0 | 11 | 3 | 4 | 7 | 7 | 75 | 3.1 | |
| 2022-23 | 5-0 | 96 | 19.3 | 8-15 | .533 | 1-3 | .333 | 11-14 | .786 | 5 | 6 | 11 | 2.2 | 4 | 2 | 1 | 7 | 28 | 5.6 | | |
| Totals | 43-0 | 407 | 9.5 | 42-90 | .467 | 8-38 | .211 | 26-34 | .765 | 24 | 41 | 65 | 1.5 | 16 | 7 | 6 | 15 | 118 | 2.7 | | |



21 – WILL SHAVER

6-10, 260, Red-Shirt Freshman, Forward/ Center, Birmingham, Ala.



2022-23: Made his collegiate debut in the final 24 seconds of the first half vs. Alabama and went 2 for 2 from the free throw line.

2021-22: Enrolled at UNC in January 2022 and was a member of the team that advanced to the national championship game • Practiced and dressed out for the regular-season games in the second half but did not see game action.

Prep: Played at Oak Mountain High School in Birmingham for Coach Chris Love • Averaged 16 points and 10 rebounds in three seasons • Led Oak Mountain to a pair of state semifinals and one state championship • Overall record of 65-29 over • Shot 62% from the floor, 35% from three and 80% from the free throw line • Scored more than 20 points 10 times as a junior (his final season of scholastic competition) • Earned all-state honors twice • First-team All-Shelby County.

Personal: Born William Douglas Shaver on September 17, 2003 in Tampa, Fla. • Son of Chris and Amie Beth Shaver • Chris is a gastroenterologist and played at Birmingham Southern, where he is a member of the Hall of Fame.

| 2022-23 | FG | 3FG | FT | REB | PF | PTS | A | TO | B | S | MP |
|------------------|-----|-----|-----|-------|----|-----|---|----|---|---|----|
| UNCW | | | | DNP | | | | | | | |
| Charleston | | | | DNP | | | | | | | |
| Gardner-Webb | | | | DNP | | | | | | | |
| James Madison | | | | DNP | | | | | | | |
| at Portland | | | | DNP | | | | | | | |
| vs. Iowa State | | | | DNP | | | | | | | |
| vs. Alabama | 0-0 | 0-0 | 2-2 | 0-0-0 | 0 | 2 | 0 | 0 | 0 | 0 | 0+ |
| at Indiana | | | | DNP | | | | | | | |
| at Virginia Tech | | | | | | | | | | | |
| Georgia Tech | | | | | | | | | | | |
| The Citadel | | | | | | | | | | | |
| vs. Ohio State | | | | | | | | | | | |
| vs. Michigan | | | | | | | | | | | |
| at Pittsburgh | | | | | | | | | | | |
| Wake Forest | | | | | | | | | | | |
| Notre Dame | | | | | | | | | | | |
| at Virginia | | | | | | | | | | | |
| at Louisville | | | | | | | | | | | |
| Boston College | | | | | | | | | | | |
| NC State | | | | | | | | | | | |
| at Syracuse | | | | | | | | | | | |
| Pittsburgh | | | | | | | | | | | |
| at Duke | | | | | | | | | | | |
| Clemson | | | | | | | | | | | |
| Miami | | | | | | | | | | | |
| at NC State | | | | | | | | | | | |
| at Notre Dame | | | | | | | | | | | |
| Virginia | | | | | | | | | | | |
| at Florida State | | | | | | | | | | | |
| Duke | | | | | | | | | | | |

| Year | GP-GS | Min. | Ave. | SHAVER'S STATS | | | | | | | | | | Pts | Ave. | | | | |
|---------|-------|------|------|----------------|------|--------|------|-------|-------|-----|-----|-----|------|-----|------|---|----|---|-----|
| | | | | FGM-A | Pct. | 3FGM-A | Pct. | FTM-A | Pct. | Off | Def | Reb | Ave. | | | A | TO | B | S |
| 2022-23 | 1-0 | 0:24 | 0:24 | 0-0 | - | 0-0 | - | 2-2 | 1.000 | 0 | 0 | 0 | 0.0 | 0 | 0 | 0 | 0 | 2 | 2.0 |



22 – JUSTIN McKOY

6-8, 220, Senior, Forward, Raleigh, N.C.



2021-22 at UNC: Played the entire overtime and 10 minutes total in the win over Baylor • Made two free throws and had three rebounds vs. the Bears • Season-highs in points (5) and rebounds (5) in 17 minutes against Virginia in the ACC Quarterfinal • Was his second-longest stint of the season and most since he played 18 against Georgia Tech on 1/15 • His two field goals in Brooklyn vs. the Cavaliers were his first since 1/24 at Wake Forest • Three-pointer was his first since he made one at home against Virginia on 1/8 • Four points and four rebounds at Wake Forest • Had four rebounds and three assists at Miami • Unavailable at BC and Notre Dame in early January due to Covid protocols • Returned to the lineup against Virginia and made a three-pointer against his former team • Season-high four rebounds in home win over Georgia Tech • Three assists in Carolina's win on 11/23 vs. UNC Asheville • Made the ACC Academic Honor Roll and NABC Honors Court for outstanding grade point average.

| 2022-23 | FG | 3FG | FT | REB | PF | PTS | A | TO | B | S | MP |
|------------------|-----|-----|-----|-------|----|-----|---|----|---|---|----|
| UNCW | | | | DNP | | | | | | | |
| Charleston | | | | DNP | | | | | | | |
| Gardner-Webb | 0-0 | 0-0 | 0-0 | 0-1-1 | 0 | 0 | 0 | 0 | 1 | 0 | 6 |
| James Madison | | | | DNP | | | | | | | |
| at Portland | 0-0 | 0-0 | 0-0 | 0-0-0 | 0 | 0 | 0 | 0 | 0 | 0 | 1 |
| vs. Iowa State | | | | DNP | | | | | | | |
| vs. Alabama | 0-0 | 0-0 | 0-0 | 0-0-0 | 0 | 0 | 0 | 0 | 0 | 0 | 1 |
| at Indiana | | | | DNP | | | | | | | |
| at Virginia Tech | | | | | | | | | | | |
| Georgia Tech | | | | | | | | | | | |
| The Citadel | | | | | | | | | | | |
| vs. Ohio State | | | | | | | | | | | |
| vs. Michigan | | | | | | | | | | | |
| at Pittsburgh | | | | | | | | | | | |
| Wake Forest | | | | | | | | | | | |
| Notre Dame | | | | | | | | | | | |
| at Virginia | | | | | | | | | | | |
| at Louisville | | | | | | | | | | | |
| Boston College | | | | | | | | | | | |
| NC State | | | | | | | | | | | |
| at Syracuse | | | | | | | | | | | |
| Pittsburgh | | | | | | | | | | | |
| at Duke | | | | | | | | | | | |
| Clemson | | | | | | | | | | | |
| Miami | | | | | | | | | | | |
| at NC State | | | | | | | | | | | |
| at Notre Dame | | | | | | | | | | | |
| Virginia | | | | | | | | | | | |
| at Florida State | | | | | | | | | | | |
| Duke | | | | | | | | | | | |

| McKOY'S STATS AT VIRGINIA | | | | | | | | | | | | | | | | | | | |
|---------------------------|-------------|------------|------------|---------------|-------------|-------------|-------------|--------------|-------------|-----------|-----------|------------|------------|-----------|-----------|----------|----------|------------|------------|
| Year | GP-GS | Min. | Ave. | FGM-A | Pct. | 3FGM-A | Pct. | FTM-A | Pct. | Off | Def | Reb | Ave. | A | TO | B | S | Pts | Ave. |
| 2019-20 | 14-0 | 104 | 7.4 | 5-13 | .385 | 0-0 | - | 4-6 | .667 | 5 | 10 | 15 | 1.1 | 1 | 3 | 1 | 1 | 14 | 1.0 |
| 2020-21 | 19-4 | 210 | 11.1 | 28-58 | .483 | 3-9 | .333 | 8-10 | .800 | 17 | 45 | 62 | 3.3 | 10 | 10 | 0 | 4 | 67 | 3.5 |
| UVA Totals | 33-4 | 314 | 9.5 | 33-71 | .465 | 3-9 | .333 | 12-16 | .750 | 22 | 55 | 77 | 2.3 | 11 | 13 | 1 | 5 | 81 | 2.5 |
| McKOY'S STATS AT UNC | | | | | | | | | | | | | | | | | | | |
| Year | GP-GS | Min. | Ave. | FGM-A | Pct. | 3FGM-A | Pct. | FTM-A | Pct. | Off | Def | Reb | Ave. | A | TO | B | S | Pts | Ave. |
| 2021-22 | 30-0 | 208 | 6.9 | 8-36 | .222 | 3-12 | .250 | 12-15 | .800 | 12 | 30 | 42 | 1.4 | 14 | 13 | 3 | 3 | 31 | 1.0 |
| 2022-23 | 3-0 | 8 | 2.8 | 0-0 | - | 0-0 | - | 0-0 | - | 0 | 1 | 1 | 0.3 | 0 | 0 | 1 | 0 | 0 | 0.0 |
| UNC Totals | 33-0 | 216 | 6.6 | 8-36 | .222 | 3-12 | .250 | 12-15 | .800 | 12 | 31 | 43 | 1.3 | 14 | 13 | 4 | 3 | 31 | 0.9 |
| Totals | 66-4 | 530 | 8.0 | 41-107 | .383 | 6-21 | .286 | 24-31 | .774 | 34 | 86 | 120 | 1.8 | 25 | 26 | 5 | 8 | 112 | 1.7 |



24 – TYLER NICKEL

6-7, 220, Freshman, Guard/Forward, Harrisonburg, Va.



2022-23: Made his first three as a Tar Heel, was 5 for 6 from the line, scored eight points and added two assists in just under eight minutes vs. Charleston.

Prep: Played for Coach Carey Keyes at East Rockingham High School in Elkton, Va. • Virginia High School League's all-time leading scorer with 2,909 points in 102 games • Averaged 28.5 points • Career totals also include 817 rebounds, 333 assists, 127 blocks and 159 steals • Set the Virginia High School League records for points in a season by a freshman (662 points) and sophomore (902 points) • Career-high 54 points against

Central Woodstock • Averaged 35 points, 11 rebounds and five assists as a senior • Virginia Player of the Year in 2022 • Four-time region and district player of the year • Four-time first-team all-state, all-region and all-district • Led East Rockingham to an 87-15 record and state tournament appearances each year and second-place finishes in 2020 and 2022 • Is the first player from East Rockingham to play at a Division I school • Played AAU for Team Loaded.

Personal: Born Tyler Christopher Nickel on Sept. 5, 2003, in Harrisonburg, Va. • Son of Eric and Jacki Nickel • Both of his parents played basketball in college.

| 2022-23 | FG | 3FG | FT | REB | PF | PTS | A | TO | B | S | MP |
|------------------|-----|-----|-----|-------|----|-----|---|----|---|---|----|
| UNCW | 0-0 | 0-0 | 0-0 | 0-0-0 | 1 | 0 | 0 | 0 | 1 | 0 | 6 |
| Charleston | 1-3 | 1-2 | 5-6 | 1-0-1 | 2 | 8 | 2 | 0 | 0 | 0 | 8 |
| Gardner-Webb | 0-1 | 0-1 | 0-0 | 1-0-1 | 0 | 0 | 0 | 0 | 0 | 0 | 9 |
| James Madison | 0-1 | 0-1 | 0-0 | 0-0-0 | 0 | 0 | 0 | 0 | 0 | 0 | 2 |
| at Portland | 0-1 | 0-1 | 0-0 | 1-0-1 | 0 | 0 | 0 | 1 | 0 | 0 | 1 |
| vs. Iowa State | | | | DNP | | | | | | | |
| vs. Alabama | | | | DNP | | | | | | | |
| at Indiana | 0-0 | 0-0 | 0-0 | 0-0-0 | 1 | 0 | 0 | 0 | 0 | 0 | 1 |
| at Virginia Tech | | | | | | | | | | | |
| Georgia Tech | | | | | | | | | | | |
| The Citadel | | | | | | | | | | | |
| vs. Ohio State | | | | | | | | | | | |
| vs. Michigan | | | | | | | | | | | |
| at Pittsburgh | | | | | | | | | | | |
| Wake Forest | | | | | | | | | | | |
| Notre Dame | | | | | | | | | | | |
| at Virginia | | | | | | | | | | | |
| at Louisville | | | | | | | | | | | |
| Boston College | | | | | | | | | | | |
| NC State | | | | | | | | | | | |
| at Syracuse | | | | | | | | | | | |
| Pittsburgh | | | | | | | | | | | |
| at Duke | | | | | | | | | | | |
| Clemson | | | | | | | | | | | |
| Miami | | | | | | | | | | | |
| at NC State | | | | | | | | | | | |
| at Notre Dame | | | | | | | | | | | |
| Virginia | | | | | | | | | | | |
| at Florida State | | | | | | | | | | | |
| Duke | | | | | | | | | | | |

| Year | GP-GS | Min. | Ave. | NICKEL'S STATS | | | | | | | | Off | Def | Reb | Ave. | A | TO | B | S | Pts | Ave. |
|---------|-------|------|------|----------------|------|--------|------|-------|------|---|---|-----|-----|-----|------|---|----|---|-----|-----|------|
| | | | | FGM-A | Pct. | 3FGM-A | Pct. | FTM-A | Pct. | | | | | | | | | | | | |
| 2022-23 | 6-0 | 27 | 4.4 | 1-6 | .167 | 1-5 | .200 | 5-6 | .833 | 3 | 0 | 3 | 0.5 | 2 | 1 | 1 | 0 | 8 | 1.3 | | |



32 – PETE NANCE

6-11, 230, Graduate Student, Forward, Akron, Ohio



Has 1,123 points, 626 rebounds, 117 three-pointers, 204 assists and 99 blocks in 115 collegiate games • Transferred to Carolina after playing 107 games in four seasons at Northwestern in Evanston, Ill., where he graduated with a degree in radio, television and film.

At Northwestern: Played for head coach Chris Collins • Became the 38th Wildcat to score 1,000 career points • Hit the milestone with a 19-point effort at home on Senior Night in 2022 against Minnesota • Totaled 1,025 points, 578 rebounds, 106 three-pointers (.356), 188 assists and 88 blocks in 107 games for NU • Scored in

double figures 54 times, including a career-high 28 points vs. Maryland on 1/12/22, one of eight games in which he scored 20 or more points • Made 10 of 19 shots from the floor vs. the Terrapins and tied his career with 14 rebounds, one of nine career double-doubles.

2022-23: Averaging 12.3 points and 5.9 rebounds • Second on the team with 11 blocks and tied for second with 11 three-pointers • Made 11 of 32 threes (.355) and 27 of 34 free throws (.794) • Led UNC in points (15) and rebounds (12) at Indiana for his first double-double as a Tar Heel (10th career) • Scored 11 straight UNC points during one first-half stretch at Indiana • Made a career-high five threes and tied his career high with 28 points in the 89-81 win at Portland • Scored 20 of his 28 in the second half • Season highs in points (18), rebounds (5) and blocks (3) vs. Gardner-Webb • Made three first-half threes • Scored 16 of his 18 in the first half when he accounted for 16 of UNC's 26 points • Three blocks and three assists vs. Charleston • Six points and led UNC with two assists in Tar Heel debut vs. UNCW.

2021-22: Earned honorable mention All-Big Ten honors, leading Northwestern in scoring (career-high 14.6), rebounding (6.5), three-point percentage (career-best .452) and blocks (career-high 34) • Made 42 of 93 three-pointers and had 81 assists to only 44 turnovers • Shot nearly 50 percent from the floor, making 166 of 344 field goal attempts (.497) • One of only two players in the Big Ten to average 14 points, six rebounds and 2.5 assists • Scored in double figures in 26 of 30 contests • Started all 30 games • Was 15th in the Big Ten in scoring average and eighth in blocks • Scored 20 or more points six times with a season- and career-best 28 vs. Maryland • Scored 22 vs. High Point, 21 vs. Illinois and 20 vs. Providence, Ohio State and Nebraska • Five double-doubles in points and rebounds • Season-high 14 rebounds vs. Maryland • Also had a 17-point/10-rebound double-double in a road win over the Terps • Made at least one three in 21 games, multiple threes 14 times with a high of four in a 20-point outing against Nebraska • Had 20 points, five boards and five assists against Providence and 15 points, seven rebounds, five assists and four blocks against Wake Forest.

Personal: Born Pete Lucas Nance on Feb. 19, 2000, in Akron, Ohio • Son of Larry and Jaynee Nance • Larry Sr. scored 1,341 points at Clemson from 1977-81 and played 13 seasons in the NBA with the Phoenix Suns and Cleveland Cavaliers • His brother, Larry Jr., was a first-round selection by the Los Angeles Lakers in 2015 and has played seven seasons in the NBA for the Lakers, Cavaliers, Portland and New Orleans • His sister, Casey, played basketball at Dayton.

| 2022-23 | FG | 3FG | FT | REB | PF | PTS | A | TO | B | S | MP |
|------------------|------|-----|-----|---------|----|-----|---|----|---|---|----|
| UNCW• | 1-3 | 0-1 | 4-4 | 1-2-3 | 3 | 6 | 2 | 1 | 1 | 0 | 34 |
| Charleston• | 2-5 | 0-2 | 3-4 | 1-0-1 | 0 | 7 | 3 | 0 | 3 | 0 | 33 |
| Gardner-Webb• | 6-9 | 3-5 | 3-3 | 0-5-5 | 5 | 3 | 1 | 2 | 3 | 0 | 26 |
| James Madison• | 5-9 | 1-3 | 0-0 | 0-4-4 | 4 | 11 | 1 | 2 | 0 | 1 | 32 |
| at Portland• | 8-13 | 5-8 | 7-9 | 1-6-7 | 3 | 28 | 2 | 1 | 0 | 0 | 35 |
| vs. Iowa State• | 3-6 | 1-3 | 2-4 | 0-7-7 | 3 | 9 | 3 | 2 | 0 | 1 | 32 |
| vs. Alabama• | 1-4 | 0-2 | 2-2 | 2-5-7 | 4 | 4 | 3 | 5 | 3 | 0 | 26 |
| at Indiana• | 4-11 | 1-7 | 6-8 | 0-12-12 | 4 | 15 | 1 | 2 | 1 | 1 | 35 |
| at Virginia Tech | | | | | | | | | | | |
| Georgia Tech | | | | | | | | | | | |
| The Citadel | | | | | | | | | | | |
| vs. Ohio State | | | | | | | | | | | |
| vs. Michigan | | | | | | | | | | | |
| at Pittsburgh | | | | | | | | | | | |
| Wake Forest | | | | | | | | | | | |
| Notre Dame | | | | | | | | | | | |
| at Virginia | | | | | | | | | | | |
| at Louisville | | | | | | | | | | | |
| Boston College | | | | | | | | | | | |
| NC State | | | | | | | | | | | |
| at Syracuse | | | | | | | | | | | |
| Pittsburgh | | | | | | | | | | | |
| at Duke | | | | | | | | | | | |
| Clemson | | | | | | | | | | | |
| Miami | | | | | | | | | | | |
| at NC State | | | | | | | | | | | |
| at Notre Dame | | | | | | | | | | | |
| Virginia | | | | | | | | | | | |
| at Florida State | | | | | | | | | | | |
| Duke | | | | | | | | | | | |

| NANCE'S STATS | | | | | | | | | | | | | | | | | | | |
|-------------------|---------------|-------------|-------------|----------------|-------------|----------------|-------------|----------------|-------------|-----------|------------|------------|------------|------------|------------|-----------|-----------|-------------|------------|
| at Northwestern | | | | | | | | | | | | | | | | | | | |
| Years | GP-GS | Min. | Ave. | FGM-A | Pct. | 3FGM-A | Pct. | FTM-A | Pct. | Off | Def | Reb | Ave. | A | TO | B | S | Pts | Ave. |
| 2018-19 | 23-1 | 319 | 13.9 | 26-75 | .347 | 10-38 | .263 | 5-12 | .417 | 10 | 30 | 40 | 1.7 | 18 | 16 | 8 | 8 | 67 | 2.9 |
| 2019-20 | 30-20 | 787 | 26.2 | 100-250 | .400 | 30-101 | .297 | 24-35 | .686 | 28 | 153 | 181 | 6.0 | 47 | 43 | 29 | 10 | 254 | 8.5 |
| 2020-21 | 24-24 | 665 | 27.7 | 107-216 | .495 | 24-66 | .364 | 29-37 | .784 | 23 | 140 | 163 | 6.8 | 42 | 32 | 17 | 14 | 267 | 11.1 |
| 2021-22 | 30-30 | 817 | 27.2 | 166-334 | .497 | 42-93 | .452 | 63-82 | .768 | 32 | 162 | 194 | 6.5 | 81 | 44 | 34 | 9 | 437 | 14.6 |
| NU Totals | 107-75 | 2588 | 24.2 | 399-875 | .456 | 106-298 | .356 | 121-166 | .729 | 93 | 485 | 578 | 5.4 | 188 | 135 | 88 | 41 | 1025 | 9.6 |
| at UNC | | | | | | | | | | | | | | | | | | | |
| 2022-23 | 8-8 | 253 | 31.6 | 30-60 | .500 | 11-31 | .355 | 27-34 | .794 | 6 | 41 | 47 | 5.9 | 16 | 15 | 11 | 3 | 98 | 12.3 |
| All Totals | 115-83 | 2813 | 24.5 | 429-935 | .459 | 117-329 | .356 | 148-200 | .740 | 99 | 527 | 626 | 5.4 | 204 | 150 | 99 | 44 | 1123 | 9.8 |

CAREER HIGHS



0 – SETH TRIMBLE

Points: 5 vs. James Madison (11/20/22)
Field Goals: 2 vs. Charleston (11/11/22), James Madison (11/20/22)
Three-Pointers: 1 vs. James Madison (11/20/22)
Free Throws: 2 vs. UNCW (11/7/22), Iowa State (11/25/22)
Offensive Rebounds:
Rebounds: 1 five times
Assists: 1 at Portland (11/24/22)
Turnovers: 1 four times
Blocks: 1 vs. UNCW (11/7/22)
Steals: 1 vs. James Madison (11/20/22)

1 – LEAKY BLACK

Points: 16 at Miami (1/5/21)
Field Goals: 6 at Miami (1/5/21), vs. Charleston (11/11/22)
Three-Pointers: 4 at Miami (1/5/21)
Free Throws: 5 vs. UNC Asheville (11/23/21)
Offensive Rebounds: 6 vs. Duke (4/2/22)
Rebounds: 12 vs. James Madison (11/20/22)
Assists: 9 vs. Duke (2/8/20)
Turnovers: 4 several times
Blocks: 3 vs. Syracuse (1/12/21), Boston College (1/26/22), Syracuse (2/28/22), Saint Peter's (3/27/22), vs. Alabama (11/27/22)
Steals: 4 at Pittsburgh (1/18/20)

2 – CALEB LOVE

Points: 34 vs. Alabama (11/27/22)
Field Goals: 13 vs. Alabama (11/27/22)
Three-Pointers: 6 vs. Florida State (2/12/22), vs. Marquette (3/17/22), vs. UCLA (3/25/22)
Free Throws: 12 at Duke (3/5/22)
Offensive Rebounds: 2 at Iowa (12/8/20), vs. Alabama (11/27/22), at Indiana (11/30/22)
Rebounds: 9 vs. Charleston (11/11/22), vs. Alabama (11/27/22)
Assists: 9 vs. Northeastern (2/17/21)
Turnovers: 7 vs. Louisville (2/21/22)
Blocks: 3 vs. UNLV (11/30/20)
Steals: 3 eight times

3 – DONTREZ STYLES

Points: 9 vs. Baylor (3/19/22)
Field Goals: 4 vs. Baylor (3/19/22)
Three-Pointers: 1 at Miami (1/18/22), at Virginia Tech (2/19/22), vs. Baylor (3/19/22)
Free Throws: 2 vs. Kentucky (12/18/21), Florida State (2/12/22), Pittsburgh (2/16/22)
Offensive Rebounds: 3 vs. NC State (1/29/22)
Rebounds: 6 vs. Marquette (3/17/22)
Assists: 1 vs. Marquette (3/17/22), Baylor (3/19/22)
Turnovers: 3 vs. Florida State (2/12/22)
Blocks: 1 vs. Kentucky (12/18/21), Pittsburgh (2/16/22)
Steals: 2 vs. Baylor (3/19/22)

4 – RJ DAVIS

Points: 30 vs. Baylor (3/19/22)
Field Goals: 9 vs. Brown (11/12/21), at Duke (3/5/22)
Three-Pointers: 6 vs. Brown (11/12/21)
Free Throws: 9 vs. Baylor (3/19/22)
Offensive Rebounds: 6 vs. Kansas (4/4/22)
Rebounds: 12 vs. Kansas (4/4/22)
Assists: 12 vs. Marquette (3/17/22)
Turnovers: 5 vs. Florida State (2/27/21)
Blocks: 2 vs. Florida State (2/12/22)
Steals: 4 vs. Pittsburgh (2/16/22), Saint Peter's (3/27/22)

5 – ARMANDO BACOT

Points: 29 vs. Virginia (1/8/22), Georgia Tech (1/15/22)
Field Goals: 12 vs. Virginia (1/8/22)
Three-Pointers: 1 at Boston College (1/2/22)
Free Throws: 9 vs. Oregon (11/29/19), Georgia Tech (1/15/22), Kansas (4/4/22), James Madison (11/20/22)
Offensive Rebounds: 9 vs. Virginia (1/8/22), Syracuse (2/28/22)
Rebounds: 23 vs. James Madison (11/20/22)
Assists: 7 vs. Miami (1/25/20)
Turnovers: 6 vs. Alabama (11/27/22)
Blocks: 6 vs. Oregon (11/29/19), at Charleston (11/16/21), vs. NC State (1/29/22)
Steals: 4 vs. Elon (12/11/21)

11 – D'MARCO DUNN

Points: 6 at Boston College (1/2/22)
Field Goals: 2 five times
Three-Pointers: 1 six times
Free Throws: 1 at Boston College (1/2/22), vs. James Madison (11/20/22)
Offensive Rebounds: 1 at Boston College (1/2/22), vs. Charleston (11/11/22), vs. James Madison (11/20/22)
Rebounds: 3 at Boston College (1/2/22)
Assists: 1 seven times
Turnovers: 1 several times
Blocks: 1 vs. UNCW (11/7/22), at Indiana (11/30/22)
Steals: 1 vs. Kentucky (12/18/21), vs. Alabama (11/27/22)

14 – PUFF JOHNSON

Points: 16 at NC State (2/26/22)
Field Goals: 5 vs. Marquette (3/17/22), Kansas (4/4/22)
Three-Pointers: 2 at NC State (2/26/22)
Free Throws: 6 at NC State (2/26/22), at Indiana (11/30/22)
Offensive Rebounds: 2 several times
Rebounds: 6 vs. NC State (1/29/22), Kansas (4/4/22), Iowa State (11/25/22)
Assists: 2 vs. Duke (2/5/22), vs. Alabama (11/27/22)
Turnovers: 1 seven times
Blocks: 1 six times
Steals: 3 vs. Alabama (11/27/22)

22 – JUSTIN MCKOY

Points: 11 (UVa) vs. San Francisco (11/27/20)
Field Goals: 4 (UVa) vs. San Francisco (11/27/20), Miami (3/1/21)
Three-Pointers: 1 six times
Free Throws: 4 (UVa) vs. North Carolina (12/8/19)
Offensive Rebounds: 3 (UVa) vs. North Carolina (12/8/19), at Notre Dame (12/30/20), vs. NC State (2/24/21)
Rebounds: 6 five times
Assists: 3 (UVa) vs. Towson (11/25/20); 3 (UNC) vs. UNC Asheville (11/23/21), at Miami (1/18/22)
Turnovers: 3 (UNC) vs. Baylor (3/19/22)
Blocks: 1 five times
Steals: 2 (UVa) vs. Saint Francis (12/1/20), Miami (3/1/21)

24 – TYLER NICKEL

Points: 8 vs. Charleston (11/11/22)
Field Goals: 1 vs. Charleston (11/11/22)
Three-Pointers: 1 vs. Charleston (11/11/22)
Free Throws: 5 vs. Charleston (11/11/22)
Offensive Rebounds: 1 twice
Rebounds: 1 vs. Charleston (11/11/22)
Assists: 2 vs. Charleston (11/11/22)
Turnovers: 1 at Portland (11/24/22)
Blocks: 1 vs. UNCW (11/7/22)
Steals:

25 – CREIGHTON LEBO

Points: 2 at Virginia (2/13/21), vs. Northeastern (2/17/21), vs. Louisville (2/20/21)
Rebounds: 1 twice

30 – JACKSON WATKINS

Points: 1 vs. NC State (1/29/22)

32 – PETE NANCE (set while playing for Northwestern unless noted)

Points: 28 vs. Maryland (1/12/22); UNC– 28 at Portland (11/24/22)
Field Goals: 10 vs. Maryland (1/12/22)
Three-Pointers: UNC– 5 at Portland (11/24/22)
Free Throws: 8 at Michigan (1/26/22)
Offensive Rebounds: 4 vs. Quincy (12/15/20) and Maryland (1/12/22)
Rebounds: 14 at Nebraska (3/1/20) and vs. Maryland (1/12/22)
Assists: 8 vs. Nebraska (3/9/22)
Turnovers: 6 vs. Rutgers (2/1/22)
Blocks: 5 at Nebraska (3/1/20)
Steals: 2 six times

34 – DUWE FARRIS

Points: 2 vs. NC State (1/29/22)
Rebounds: 1 five times

2022-23 TEAM GAME-BY-GAME STATS



| | PTS | FG | FG% | 1st | 2nd | 3FG | 3FG% | FT | FT% | O-D-REB | PF | A | TO | B | ST | OT FG% |
|------------------------------|------------|--------------|-------------|-------------|-------------|-------------|-------------|--------------|-------------|-----------------|-----------|-----------|-----------|----------|----------|--------|
| Carolina, W | 69 | 22-48 | .458 | .375 | .542 | 2-10 | .200 | 23-30 | .767 | 7-25-32 | 18 | 4 | 9 | 6 | 5 | |
| UNCW | 56 | 17-58 | .293 | .360 | .242 | 4-16 | .250 | 18-24 | .750 | 16-21-37 | 24 | 3 | 11 | 1 | 6 | |
| Carolina, W | 102 | 35-58 | .603 | .500 | .714 | 5-20 | .250 | 27-38 | .711 | 8-24-32 | 14 | 16 | 8 | 8 | 6 | |
| College of Charleston | 86 | 36-73 | .493 | .525 | .455 | 8-24 | .333 | 6-9 | .667 | 15-20-35 | 26 | 10 | 14 | 1 | 5 | |
| Carolina, W | 72 | 23-60 | .383 | .290 | .483 | 8-25 | .320 | 18-21 | .857 | 9-31-40 | 14 | 8 | 10 | 8 | 4 | |
| Gardner-Webb | 66 | 26-63 | .413 | .303 | .533 | 7-20 | .350 | 7-10 | .700 | 8-30-38 | 19 | 13 | 11 | 4 | 7 | |
| Carolina, W | 80 | 27-61 | .443 | .517 | .375 | 8-25 | .320 | 18-24 | .750 | 11-39-50 | 22 | 14 | 12 | 1 | 4 | |
| James Madison | 64 | 24-69 | .348 | .294 | .400 | 7-27 | .259 | 9-17 | .529 | 9-25-34 | 21 | 8 | 9 | 1 | 4 | |
| Carolina, W | 89 | 31-58 | .534 | .533 | .536 | 11-22 | .500 | 16-26 | .615 | 12-27-39 | 15 | 17 | 13 | 1 | 4 | |
| at Portland | 81 | 28-58 | .483 | .520 | .455 | 12-32 | .375 | 13-15 | .867 | 5-18-23 | 23 | 22 | 12 | 1 | 10 | |
| Carolina, L | 65 | 22-50 | .440 | .500 | .364 | 3-18 | .167 | 18-25 | .720 | 12-24-36 | 19 | 12 | 14 | 2 | 7 | |
| vs. Iowa State | 70 | 25-57 | .439 | .400 | .481 | 9-20 | .450 | 11-15 | .733 | 10-19-29 | 23 | 17 | 10 | 2 | 8 | |
| Carolina, L (4 OT) | 101 | 38-91 | .418 | .393 | .474 | 7-23 | .304 | 18-20 | .900 | 17-37-54 | 23 | 15 | 18 | 10 | 12 | .360 |
| vs. Alabama | 103 | 37-90 | .411 | .500 | .394 | 16-38 | .421 | 13-21 | .619 | 21-37-58 | 22 | 21 | 22 | 6 | 6 | .345 |
| Carolina, L | 65 | 20-59 | .339 | .286 | .387 | 5-18 | .278 | 20-27 | .741 | 12-27-39 | 18 | 5 | 10 | 3 | 4 | |
| at Indiana | 77 | 31-62 | .500 | .469 | .533 | 3-13 | .231 | 12-18 | .667 | 9-31-40 | 21 | 13 | 8 | 6 | 7 | |
| Carolina | | | | | | | | | | | | | | | | |
| at Virginia Tech | | | | | | | | | | | | | | | | |
| Carolina | | | | | | | | | | | | | | | | |
| Georgia Tech | | | | | | | | | | | | | | | | |
| Carolina | | | | | | | | | | | | | | | | |
| The Citadel | | | | | | | | | | | | | | | | |
| Carolina | | | | | | | | | | | | | | | | |
| vs. Ohio State | | | | | | | | | | | | | | | | |
| Carolina | | | | | | | | | | | | | | | | |
| vs. Michigan | | | | | | | | | | | | | | | | |
| Carolina | | | | | | | | | | | | | | | | |
| at Pittsburgh | | | | | | | | | | | | | | | | |
| Carolina | | | | | | | | | | | | | | | | |
| Wake Forest | | | | | | | | | | | | | | | | |
| Carolina | | | | | | | | | | | | | | | | |
| Notre Dame | | | | | | | | | | | | | | | | |
| Carolina | | | | | | | | | | | | | | | | |
| at Virginia | | | | | | | | | | | | | | | | |
| Carolina | | | | | | | | | | | | | | | | |
| at Louisville | | | | | | | | | | | | | | | | |
| Carolina | | | | | | | | | | | | | | | | |
| Boston College | | | | | | | | | | | | | | | | |
| Carolina | | | | | | | | | | | | | | | | |
| NC State | | | | | | | | | | | | | | | | |
| Carolina | | | | | | | | | | | | | | | | |
| at Syracuse | | | | | | | | | | | | | | | | |
| Carolina | | | | | | | | | | | | | | | | |
| Pittsburgh | | | | | | | | | | | | | | | | |
| Carolina | | | | | | | | | | | | | | | | |
| at Duke | | | | | | | | | | | | | | | | |
| Carolina | | | | | | | | | | | | | | | | |
| at Wake Forest | | | | | | | | | | | | | | | | |
| Carolina | | | | | | | | | | | | | | | | |
| Clemson | | | | | | | | | | | | | | | | |
| Carolina | | | | | | | | | | | | | | | | |
| Miami | | | | | | | | | | | | | | | | |
| Carolina | | | | | | | | | | | | | | | | |
| at NC State | | | | | | | | | | | | | | | | |
| Carolina | | | | | | | | | | | | | | | | |
| at Notre Dame | | | | | | | | | | | | | | | | |
| Carolina | | | | | | | | | | | | | | | | |
| Virginia | | | | | | | | | | | | | | | | |
| Carolina | | | | | | | | | | | | | | | | |
| at Florida State | | | | | | | | | | | | | | | | |
| Carolina | | | | | | | | | | | | | | | | |
| Duke | | | | | | | | | | | | | | | | |

2022-23 HIGHS AND LOWS

| | | |
|---------------------------------------|--|--|
| CAROLINA | High | Low |
| Field Goals | 38 vs. Alabama | 20 at Indiana |
| Field Goal Attempts | 91 vs. Alabama | 48 vs. UNCW |
| FG Percentage | .603 vs. Charleston (35x58) | .339 at Indiana (20x59) |
| FG Percentage in First Half | .533 at Portland (16x30) | .286 at Indiana (8x28) |
| FG Percentage in Second Half | .714 vs. Charleston (20x28) | .364 vs. Iowa State (8x22) |
| 3-Point Field Goals | 11 at Portland | 2 vs. UNCW |
| 3-Point Attempts | 25 vs. Gardner-Webb, vs. James Madison | 10 vs. UNCW |
| 3-Point Percentage (min. 10 att.) | .500 at Portland (11x22) | .167 vs. Iowa State (3x18) |
| Free Throws Made | 27 vs. Charleston | 16 at Portland |
| Free Throw Attempts | 38 vs. Charleston | 20 vs. Alabama |
| FT Pct. (min. 10 att.) | .900 vs. Alabama (18x20) | .615 at Portland (16x26) |
| Offensive Rebounds | 17 vs. Alabama | 7 vs. UNCW |
| Defensive Rebounds | 39 vs. James Madison | 24 vs. Charleston, vs. Iowa State |
| Total Rebounds | 54 vs. Alabama | 32 vs. UNCW, Charleston |
| Rebound Margin | +16 vs. James Madison (50-34), at Portland (39-23) | -5 vs. UNCW (32-37) |
| Assists | 17 at Portland | 4 vs. UNCW |
| Turnovers | 18 vs. Alabama | 8 vs. Charleston |
| Blocked Shots | 10 vs. Alabama | 1 vs. James Madison, at Portland |
| Steals | 12 vs. Alabama | 4 vs. Gardner-Webb, James Madison, at Portland, at Indiana |
| Points | 102 vs. Charleston | 65 vs. Iowa State, at Indiana |
| Points in a First Half | 45 vs. James Madison | 26 vs. Gardner-Webb |
| Points in a Second Half | 59 vs. Charleston | 31 vs. Iowa State |
| Points in Overtime | 24 in 4 OTs vs. Alabama (4-8-7-5) | |
| Scoring Margin | +16 vs. Charleston (102-86), vs. James Madison (80-64) | -12 at Indiana (65-77) |
| OPPONENTS | High | Low |
| Field Goals | 37 by Alabama | 17 by UNCW |
| Field Goal Attempts | 90 by Alabama | 57 by Iowa State |
| FG Percentage | .500 at Indiana (31x62) | .293 by UNCW (17x58) |
| FG Percentage in First Half | .525 by Charleston (21x40) | .294 by James Madison (10x34) |
| FG Percentage in Second Half | .533 by Gardner-Webb (16x30), at Indiana (16x30) | .242 by UNCW (8x33) |
| 3-Point Field Goals | 16 by Alabama | 3 at Indiana |
| 3-Point Attempts | 38 by Alabama | 13 at Indiana |
| 3-Point Percentage (min. 10 attempts) | .450 by Iowa State (9x20) | .231 at Indiana (3x13) |
| Free Throws Made | 18 by UNCW | 6 by Charleston |
| Free Throw Attempts | 24 by UNCW | 9 by Charleston |
| FT Pct. (min. 10 att.) | .867 at Portland (13x15) | .529 by James Madison (9x17) |
| Offensive Rebounds | 21 by Alabama | 5 at Portland |
| Defensive Rebounds | 37 by Alabama | 18 at Portland |
| Total Rebounds | 58 by Alabama | 23 at Portland |
| Assists | 22 at Portland | 3 by UNCW |
| Turnovers | 22 by Alabama | 8 at Indiana |
| Blocked Shots | 6 by Alabama, at Indiana | 1 by four opponents |
| Steals | 10 at Portland | 4 by James Madison |
| Points | 103 by Alabama | 56 by UNCW |
| Points in a First Half | 50 by Charleston | 21 by UNCW |
| Points in a Second Half | 44 by Gardner-Webb | 35 by UNCW |
| Points in Overtime | 26 by Alabama in 4 OTs (4-8-7-7) | |
| INDIVIDUAL BESTS | NORTH CAROLINA | OPPONENTS |
| Points | 34 by Caleb Love vs. Alabama, 4 OT | 31 by Caleb Grill, Iowa State |
| Field Goals | 13 by Caleb Love vs. Alabama, 4 OT | 11 by Caleb Grill, Iowa State |
| Field Goal Attempts | 36 by Caleb Love vs. Alabama, 4 OT | 26 by Jahvon Quinerly, Alabama, 4 OT |
| Field Goal Percentage (min. 10 att.) | .769 by Armando Bacot vs. Charleston (10x13) | .733 by Caleb Grill, Iowa State (11x15) |
| 3-Point Field Goals | 5 by Pete Nance at Portland | 7 by Caleb Grill, Iowa State |
| 3-Field Goal Attempts | 11 by Caleb Love vs. Alabama, 4 OT | 7 by Mark Sears, Alabama, 4 OT |
| 3-Point Field Goal Pct (min. 5 made) | .625 (5x8) by Pete Nance at Portland | 11 by Caleb Grill, Iowa State |
| Free Throws Made | 9 by Armando Bacot vs. James Madison | 11 by Mark Sears, Alabama, 4 OT |
| Free Throw Attempts | 12 by Armando Bacot vs. Charleston, James Madison | 11 by Jahvon Quinerly, Alabama, 4 OT |
| Free Throw Percentage (min. 5 made) | 1.000 by Armando Bacot vs. Alabama, 4 OT (6x6) | .636 by Caleb Grill, Iowa State (7x11) |
| Offensive Rebounds | 8 by Armando Bacot vs. James Madison | .636 by Mark Sears, Alabama, 4 OT (7x11) |
| Defensive Rebounds | 15 by Armando Bacot vs. James Madison | 8 by Trazarien White, UNCW |
| Total Rebounds | 23 by Armando Bacot vs. James Madison | 8 by Xavier Johnson at Indiana |
| Assists | 5 by Caleb Love vs. Charleston | 10 by Xavier Johnson at Indiana |
| Turnovers | 5 by RJ Davis vs. Charleston, JMU and Portland | 1.000 by Anthony Selden, Gardner-Webb (5x5) |
| Blocked Shots | 6 by Armando Bacot vs. Alabama, 4 OT | 8 by Charles Bediako, Alabama, 4 OT |
| Steals | 3 by Armando Bacot vs. Charleston | 8 by Charles Bediako, Alabama, 4 OT |
| Minutes Played in Overtime Game | 57:24 by Caleb Love vs. Alabama, 4 OT | 8 by Xavier Johnson at Indiana |
| Minutes Played in 40-Minute Game | 37:58 by Caleb Love at Portland | 8 by Jahvon Quinerly, Alabama, 4 OT |
| | | 5 by Mark Sears, Alabama, 4 OT |
| | | 4 by Trayce Jackson-Davis at Indiana |
| | | 3 by Takal Molson, James Madison |
| | | 3 by Chika Nduka at Portland |
| | | 3 by Gabe Kalscheur, Iowa State |
| | | 3 by Jahvon Quinerly, Alabama, 4 OT |
| | | 55:03 by Mark Sears, Alabama, 4 OT |
| | | 36:37 by Tyler Robertson at Portland |

HUBERT DAVIS ERA HIGHS & LOWS



| | | |
|---------------------------------------|---|--|
| CAROLINA | High | Low |
| Field Goals | 38 vs. Alabama (11/27/22, 4 OT) | 16 vs. Boston College (H) (1/26/22) |
| Field Goal Attempts | 91 vs. Alabama (11/27/22, 4 OT) | 48 vs. UNCW (11/7/22) |
| FG Percentage | .603 vs. Charleston (35x58) (11/11/22) | .291 vs. Boston College (H) (16x55) (1/26/22) |
| FG Percentage in First Half | .742 vs. Florida State (23x31) (2/12/22) | .226 at Miami (7x31) (1/18/22) |
| FG Percentage in Second Half | .714 vs. Charleston (20x28) (11/11/22) | .265 vs. Syracuse (9x34) (2/28/22) |
| 3-Point Field Goals | 15 vs. NC State (H) (1/29/22) | 1 vs. Kentucky (12/18/21) |
| 3-Point Attempts | 36 vs. Syracuse (UNC record) (2/28/22) | 10 vs. UNCW (11/7/22) |
| 3-Point Percentage (min. 10 att.) | .588 at Georgia Tech (10x17) (12/5/21) | .077 vs. Kentucky (1x13) (12/18/21) |
| Free Throws Made | 27 vs. Elon (12/11/22), Charleston (11/11/22) | 2 vs. Michigan (12/1/21) |
| Free Throw Attempts | 38 vs. Charleston (11/11/22) | 3 vs. Michigan (12/1/21) |
| FT Pct. (min. 10 att.) | .913 at NC State (21x23) (2/26/22) | .607 vs. Loyola Maryland (17x28) (11/9/21) |
| Offensive Rebounds | 24 vs. Kansas (4/4/22) | 5 three times |
| Defensive Rebounds | 42 at Charleston (11/16/21) | 18 vs. Duke (H) (2/5/22), Pitt (2/16/22) |
| Total Rebounds | 55 vs. Kansas (4/4/22) | 24 vs. Duke (H) (2/5/22) |
| Rebound Margin | +24 vs. Elon (48-24) (12/11/21) | -18 vs. Kentucky (26-44) (12/18/21) |
| Assists | 29 vs. Marquette (3/17/22) | 4 vs. UNCW (11/7/22) |
| Turnovers | 21 vs. Baylor (3/19/22) | 5 at Duke (3/5/22) |
| Blocked Shots | 10 vs. Alabama (11/27/22, 4 OT) | 1 five times |
| Steals | 12 vs. Elon (12/11/22), Alabama (11/27/22, 4 OT) | 1 at Miami (1/18/22) |
| Points | 102 vs. Charleston (11/11/22) | 57 at Miami (1/18/22) |
| Points in a First Half | 62 vs. Florida State (2/12/22) | 22 at Miami (1/18/22) |
| Points in a Second Half | 59 vs. Charleston (11/11/22) | 25 vs. Boston College (H) (1/26/22) |
| Points in Overtime | 24 vs. Alabama (11/27/22, 4 OT, 4-8-7-5) | 13 vs. Baylor (3/19/22) |
| Scoring Margin | +32 vs. Marquette (95-63) (3/17/22) | -29 vs. Kentucky (69-98) (12/18/21) |
| OPPONENTS | High | Low |
| Field Goals | 39 by Kentucky (12/18/21) | 17 by UNCW (11/7/22) |
| Field Goal Attempts | 90 by Alabama (11/27/22, 4 OT) | 47 by Pittsburgh (2/16/22) |
| FG Percentage | .576 by Duke (H) (34x59) (2/5/22) | .265 by UNC Asheville (18x68) (11/23/21) |
| FG Percentage in First Half | .600 by Brown (21x35) (11/12/21) | .167 at Boston College (6x36) (1/2/22) |
| FG Percentage in Second Half | .600 by Pittsburgh (15x25) (2/16/22) | |
| 3-Point Field Goals | .667 by Kentucky (24x36) (12/18/21) | .214 by Boston College (H) (1/6/22) |
| 3-Point Attempts | 16 by Alabama (11/27/22, 4 OT) | 1 by Boston College (H) (1/26/22) |
| 3-Point Percentage (min. 10 attempts) | 38 by Alabama (11/27/22, 4 OT) | 11 by Virginia (ACC) (3/10/22) |
| Free Throws Made | .588 by Pittsburgh (10x17) (2/16/22) | .063 by Boston College (H) (1x16) (1/26/22) |
| Free Throw Attempts | 24 at Wake Forest (1/22/22) | 2 by Virginia (1/8/22), Louisville (H) (2/21/22) |
| FT Pct. (min. 10 att.) | 32 at Wake Forest (1/22/22) | 3 by Furman (12/14/21) |
| Offensive Rebounds | .929 by Virginia Tech (ACC) (13x14) (3/11/22) | .529 by James Madison (9x17) (11/20/22) |
| Defensive Rebounds | 21 by Alabama (11/27/22, 4 OT) | 2 by Elon (12/11/21), Virginia (ACC) (3/10/22) |
| Total Rebounds | 37 by Alabama (11/27/22, 4 OT) | 14 by UNC Asheville (11/23/21) |
| Assists | 58 by Alabama (11/27/22, 4 OT) | 21 at Georgia Tech (12/5/21) |
| Turnovers | 28 by Tennessee (11/21/21) | 3 by UNCW (11/7/22) |
| Blocked Shots | 22 by Alabama (11/27/22, 4 OT) | 4 at Miami (1/18/22), by Duke (NCAA) (4/4/22) |
| Steals | 8 by UNC Asheville (11/23/21) | 1 by 10 teams |
| Points | 12 at Charleston (11/16/21) | 2 by Virginia Tech (H) (1/24/22) |
| Points in a First Half | 103 by Alabama (11/27/22, 4 OT) | 43 by Virginia (ACC) (3/10/22) |
| Points in a Second Half | 50 by Brown (11/12/21), Charleston (11/11/22) | 13 by Virginia (ACC) (3/10/22) |
| Points in Overtime | 58 by Kentucky (12/18/21) | 16 by Boston College (H) (1/26/22) |
| | 26 by Alabama (11/27/22, 4 OT, 4-8-7-7) | 6 by Syracuse (2/28/22), Baylor (3/19/22) |
| INDIVIDUAL BESTS | NORTH CAROLINA | OPPONENTS |
| Points | 34 by Caleb Love vs. Alabama (11/27/22, 4 OT) | 36 by Cole Swider, Syracuse (2/28/22) |
| Field Goals | 13 by Caleb Love vs. Alabama (11/27/22, 4 OT) | 14 by Cole Swider, Syracuse (2/28/22) |
| Field Goal Attempts | 36 by Caleb Love vs. Alabama (11/27/22, 4 OT) | 26 by Paolo Banchero at Duke (3/5/22) |
| Field Goal Percentage (min. 10 att.) | .909 by Armando Bacot vs. Brown (10x11) (11/12/21) | 26 by Jahvon Quinerly, Alabama (11/27/22, 4 OT) |
| 3-Point Field Goals | .909 by Bacot at Duke (10x11) (3/5/22) | .800 by Sahvir Wheeler, Kentucky (12x15) (12/18/21) |
| 3-Point Field Goal Attempts | 6 by RJ Davis vs. Brown (11/12/21) | .800 by Trevien Williams, Purdue (8x10) (11/20/21) |
| 3-Point Field Goal Pct (min. 5 made) | 6 by Brady Manek vs. Tennessee (11/21/21), Duke (H) (2/5/22) | 7 by Cole Swider, Syracuse (2/28/22) |
| Free Throws Made | 6 by Caleb Love three times | 7 by Caleb Grill, Iowa State (11/25/22) |
| Free Throw Attempts | 13 by Caleb Love vs. Marquette (3/17/22), UCLA (3/25/22) | 7 by Mark Sears, Alabama (11/27/22, 4 OT) |
| Free Throw Percentage (min. 5 made) | .750 by Caleb Love vs. Florida State (6x8) (2/12/22) | 11 by nine players |
| Offensive Rebounds | 12 by Caleb Love at Duke (3/5/22) | 1.000 by Ithiel Horton, Pittsburgh (5x5) (2/16/22) |
| Defensive Rebounds | 15 by Armando Bacot vs. Baylor (3/19/22) | 12 by Jake LaRivia at Wake Forest (1/22/22) |
| Total Rebounds | 1.000 by Caleb Love at Duke (12x12) (3/5/22) | 15 Jake LaRivia at Wake Forest (1/22/22) |
| Assists | 9 by Armando Bacot vs. Virginia (1/8/22), Syracuse (2/28/22) | 1.000 by Jamarius Burton, Pittsburgh (6x6) (2/16/22) |
| Turnovers | 16 by Armando Bacot at Louisville (2/1/22) | 8 by Charles Bediako, Alabama, 4 OT |
| Blocked Shots | 23 by Armando Bacot vs. James Madison (11/20/22) | 14 by T.J. Bickerstaff, Boston College (H) (1/26/22) |
| Steals | 12 by RJ Davis vs. Marquette (3/17/22) | 17 by T.J. Bickerstaff, Boston College (H) (1/26/22) |
| Minutes Played | 7 by Caleb Love vs. Louisville (H) (2/21/22) | 10 by Tyler Kolek, Marquette (3/17/22) |
| | 6 by Bacot at Charleston (11/16/21), vs. NC State (H) (1/29/22) | 7 by Femi Odukale, Pittsburgh (2/16/22) |
| | 4 by Armando Bacot vs. Elon (12/11/21) | 6 by KC Ndefo, Saint Peter's (11/27/22) |
| | 4 by RJ Davis vs. Pittsburgh (2/16/22), Saint Peter's (3/27/22) | 4 by nine players |

2022-23 MISCELLANEOUS STATS



Games as UNC's Leading Scorer

| | Season/Career |
|---------------|---------------|
| Armando Bacot | 1/28 |
| Caleb Love | 3/21 |
| RJ Davis | 3/10 |
| Pete Nance | 2/2 |
| Leaky Black | -/1 |

Games as UNC's Leading Rebounder

| | Season/Career |
|---------------|---------------|
| Armando Bacot | 6/82 |
| Leaky Black | -/5 |
| Caleb Love | 1/2 |
| RJ Davis | 1/1 |

Games as UNC's Leader in Assists

| | Season/Career |
|---------------|---------------|
| Caleb Love | 4/40 |
| RJ Davis | 5/27 |
| Leaky Black | -/24 |
| Armando Bacot | -/6 |
| Pete Nance | 2 |
| Justin McKoy | -/1 |

Double-Figure Scoring Games

| | Season/Career |
|---------------|---------------------------------|
| Armando Bacot | 8/78 |
| Pete Nance | 5/59 (54 times at Northwestern) |
| Caleb Love | 7/56 |
| RJ Davis | 8/50 |
| Leaky Black | 3/15 |
| Puff Johnson | -/3 |
| Justin McKoy | -/1 at Virginia |

30-Point Games

| | Season/Career |
|------------|---------------|
| Caleb Love | 1/2 |
| RJ Davis | -/1 |

20-Point Games

| | Season/Career |
|---------------|---------------------------|
| Caleb Love | 4/19 |
| Armando Bacot | 2/18 |
| Pete Nance | 1/9 (all at Northwestern) |
| RJ Davis | 1/6 |

10-Rebound Games

| | Season/Career |
|---------------|----------------------------|
| Armando Bacot | 4/60 |
| Pete Nance | -/13 (all at Northwestern) |
| Leaky Black | -/4 |
| RJ Davis | 1/2 |

20-Rebound Games

| | Season/Career |
|---------------|---------------|
| Armando Bacot | 1/6 |

Double-Doubles (all points and rebounds)

| | Season/Career |
|---------------|----------------------------|
| Armando Bacot | 4/53 |
| Pete Nance | 1/10 (all at Northwestern) |
| RJ Davis | 1/2 |

CAROLINA'S...

Largest Win: 16 vs. Charleston (102-86), James Madison (80-64)
Largest Loss: 12 at Indiana (65-77)

Largest Lead in a Win: 21 vs. James Madison (led 45-24, won 80-64)
Largest Lead in a Loss: 9 vs. Iowa State (led 30-21, lost 65-70)
Largest Deficit: 15 at Indiana (trailed 31-46, lost 65-77)
Largest Deficit Overcome to Win: 8 vs. Charleston (trailed 21-29, won 102-86)

Largest Halftime Lead: 19 vs. James Madison (led 45-26, won 80-64)
Largest Halftime Deficit: 7 vs. Charleston (trailed 43-50, won 102-86)
Largest Halftime Deficit Overcome to Win: 7 vs. Charleston (trailed 43-50, won 102-86)
Largest Halftime Lead in a Loss: 2 vs. Iowa State (led 34-32, lost 65-70)

| Game | Largest UNC Lead | Largest UNC Deficit | Time Led | Time Trailed | Ties | Lead Changes | Largest UNC Run | Largest Opponent Run |
|-----------------------|------------------|---------------------|--------------|--------------|-----------|--------------|-----------------|----------------------|
| UNCW | 16 | 6 | 29:17 | 5:16 | 3 | 3 | 10 | 6 |
| College of Charleston | 18 | 8 | 18:15 | 18:02 | 10 | 9 | 8 | 8 |
| Gardner-Webb | 16 | 3 | 34:58 | 3:28 | 1 | 4 | 13 | 6 |
| James Madison | 21 | never trailed | 39:23 | 0:00 | 0 | 0 | 10 | 8 |
| at Portland | 10 | 5 | 22:02 | 13:49 | 6 | 15 | 12 | 10 |
| vs. Iowa State | 9 | 7 | 25:19 | 7:56 | 8 | 4 | 10 | 10 |
| vs. Alabama, 4 OT | 8 | 7 | 21:12 | 27:03 | 15 | 14 | 10 | 7 |
| at Indiana | 1 | 15 | 1:48 | 37:07 | 3 | 8 | 5 | 8 |
| at Virginia Tech | | | | | | | | |
| Georgia Tech | | | | | | | | |
| The Citadel | | | | | | | | |
| vs. Ohio State | | | | | | | | |
| vs. Michigan | | | | | | | | |
| at Pittsburgh | | | | | | | | |
| Wake Forest | | | | | | | | |
| Notre Dame | | | | | | | | |
| at Virginia | | | | | | | | |
| at Louisville | | | | | | | | |
| Boston College | | | | | | | | |
| NC State | | | | | | | | |
| at Syracuse | | | | | | | | |
| Pittsburgh | | | | | | | | |
| at Duke | | | | | | | | |
| at Wake Forest | | | | | | | | |
| Clemson | | | | | | | | |
| Miami | | | | | | | | |
| at NC State | | | | | | | | |
| at Notre Dame | | | | | | | | |
| Virginia | | | | | | | | |
| at Florida State | | | | | | | | |
| Duke | | | | | | | | |

season highs in bold

2022-23 PLUS/MINUS



| Game | #0 Trimble | #1 Black | #2 Love | #3 Styles | #4 Davis | #5 Bacot | #11 Dunn | #13 Washington | #14 Johnson |
|-----------------------|---------------|-------------|------------|--------------|-------------|-------------|-------------|-------------------|----------------|
| UNCW | +3 | +12 | +10 | +2 | +11 | +10 | +8 | DNP | DNP |
| College of Charleston | -2 | +20 | +19 | -8 | +23 | +24 | -10 | DNP | DNP |
| Gardner-Webb | -3 | +9 | +8 | -5 | Even | Even | +9 | DNP | DNP |
| James Madison | +8 | +9 | +6 | DNP | +13 | +15 | +10 | DNP | +13 |
| at Portland | -6 | +14 | +14 | DNP | +13 | +15 | -4 | DNP | -6 |
| vs. Iowa State | +2 | -9 | -2 | DNP | -11 | -4 | +6 | DNP | +1 |
| vs. Alabama | -7 | -8 | -9 | -2 | -7 | -2 | +19 | DNP | +9 |
| at Indiana | +2 | -11 | -15 | DNP | -9 | -7 | -1 | DNP | -5 |
| at Virginia Tech | | | | | | | | | |
| Georgia Tech | | | | | | | | | |
| The Citadel | | | | | | | | | |
| vs. Ohio State | | | | | | | | | |
| vs. Michigan | | | | | | | | | |
| at Pittsburgh | | | | | | | | | |
| Wake Forest | | | | | | | | | |
| Notre Dame | | | | | | | | | |
| at Virginia | | | | | | | | | |
| at Louisville | | | | | | | | | |
| Boston College | | | | | | | | | |
| NC State | | | | | | | | | |
| at Syracuse | | | | | | | | | |
| Pittsburgh | | | | | | | | | |
| at Duke | | | | | | | | | |
| Clemson | | | | | | | | | |
| Miami | | | | | | | | | |
| at NC State | | | | | | | | | |
| at Notre Dame | | | | | | | | | |
| Virginia | | | | | | | | | |
| at Florida State | | | | | | | | | |
| Duke | | | | | | | | | |
| Totals | -3 | +36 | +31 | -13 | +33 | +51 | +37 | | +12 |

| Game | #15 Landry | #21 Shaver | #22 McKoy | #24 Nickel | #25 Lebo | #30 Watkins | #32 Nance | #34 Farris | #40 Maye |
|-----------------------|---------------|---------------|--------------|---------------|-------------|----------------|--------------|---------------|-------------|
| UNCW | DNP | DNP | DNP | -4 | DNP | DNP | +13 | DNP | DNP |
| College of Charleston | DNP | DNP | DNP | +1 | DNP | DNP | +13 | DNP | DNP |
| Gardner-Webb | DNP | DNP | -8 | +2 | DNP | DNP | +18 | DNP | DNP |
| James Madison | DNP | DNP | DNP | -2 | DNP | DNP | +8 | DNP | DNP |
| at Portland | DNP | DNP | -1 | -3 | DNP | DNP | +11 | DNP | DNP |
| vs. Iowa State | DNP | DNP | DNP | DNP | DNP | DNP | -8 | DNP | DNP |
| vs. Alabama | DNP | +2 | -2 | DNP | DNP | DNP | -3 | DNP | DNP |
| at Indiana | DNP | DNP | DNP | -4 | DNP | DNP | -10 | DNP | DNP |
| at Virginia Tech | | | | | | | | | |
| Georgia Tech | | | | | | | | | |
| The Citadel | | | | | | | | | |
| vs. Ohio State | | | | | | | | | |
| vs. Michigan | | | | | | | | | |
| at Pittsburgh | | | | | | | | | |
| Wake Forest | | | | | | | | | |
| Notre Dame | | | | | | | | | |
| at Virginia | | | | | | | | | |
| at Louisville | | | | | | | | | |
| Boston College | | | | | | | | | |
| NC State | | | | | | | | | |
| at Syracuse | | | | | | | | | |
| Pittsburgh | | | | | | | | | |
| at Duke | | | | | | | | | |
| Clemson | | | | | | | | | |
| Miami | | | | | | | | | |
| at NC State | | | | | | | | | |
| at Notre Dame | | | | | | | | | |
| Virginia | | | | | | | | | |
| at Florida State | | | | | | | | | |
| Duke | | | | | | | | | |
| Totals | | +2 | -11 | -10 | | | +42 | | |

note: plus/minus game leaders must have played at least half the game

2022-23 MISC. STATS, LINEUPS



| GAME | UNC Leading Scorer | UNC Leading Rebounder | UNC Leader in Assists | 2nd Chance Points | Pts Off Turnovers | Fastbreak Points | Points in the Paint | Bench Points |
|-----------------------|--------------------|-----------------------|-----------------------|-------------------|-------------------|------------------|---------------------|------------------|
| UNCW | Davis, Love 17 | Bacot 9 | Nance 2 | 7-14 | 11-14 | 4-4 | 34-18 | 6-7 |
| College of Charleston | Bacot 28 | Love 9 | Davis, Love 5 | 17-15 | 24-10 | 19-6 | 50-48 | 16-55 |
| Gardner-Webb | Love 20 | Davis 10 | Love 4 | 11-4 | 14-4 | 2-8 | 14-32 | 3-19 |
| James Madison | Davis 21 | Bacot 23 | Davis 5 | 12-7 | 11-11 | 14-4 | 34-32 | 15-20 |
| at Portland | Nance 28 | Bacot 13 | Davis 5 | 12-3 | 16-20 | 4-5 | 24-22 | 3-25 |
| vs. Iowa State | Davis 15 | Bacot 9 | Love, Nance 3 | 14-6 | 6-21 | 18-14 | 28-26 | 12-13 |
| vs. Alabama | Love 34 | Bacot 10 | Davis, Love 4 | 18-15 | 13-20 | 24-15 | 54-40 | 14-47 |
| at Indiana | Nance 15 | Bacot 10 | Davis 2 | 14-6 | 4-17 | 5-12 | 24-50 | 14-18 |
| at Virginia Tech | | | | | | | | |
| Georgia Tech | | | | | | | | |
| The Citadel | | | | | | | | |
| vs. Ohio State | | | | | | | | |
| vs. Michigan | | | | | | | | |
| at Pittsburgh | | | | | | | | |
| Wake Forest | | | | | | | | |
| Notre Dame | | | | | | | | |
| at Virginia | | | | | | | | |
| at Louisville | | | | | | | | |
| Boston College | | | | | | | | |
| NC State | | | | | | | | |
| at Syracuse | | | | | | | | |
| Pittsburgh | | | | | | | | |
| at Duke | | | | | | | | |
| Clemson | | | | | | | | |
| Miami | | | | | | | | |
| at NC State | | | | | | | | |
| at Notre Dame | | | | | | | | |
| Virginia | | | | | | | | |
| at Florida State | | | | | | | | |
| Duke | | | | | | | | |
| Totals | | | | 105-70 | 99-117 | 90-68 | 262-268 | 83-204 |
| Averages | | | | 13.1-8.8 | 12.4-14.6 | 11.3-8.5 | 32.8-33.5 | 10.4-25.5 |

GAME-BY-GAME STARTERS

| Game | Guard | Guard | Forward | Forward | Center | Record w/Lineup |
|-----------------------|--------------|-------------|---------------|--------------|---------------|-----------------|
| UNCW | Davis | Love | Black | Nance | Bacot | (a) 1-0 |
| College of Charleston | Davis | Love | Black | Nance | Bacot | (a) 2-0 |
| Gardner-Webb | Davis | Love | Black | Nance | Bacot | (a) 3-0 |
| James Madison | Davis | Love | Black | Nance | Bacot | (a) 4-0 |
| at Portland | Davis | Love | Black | Nance | Bacot | (a) 5-0 |
| vs. Iowa State | Davis | Love | Black | Nance | Bacot | (a) 5-1 |
| vs. Alabama | Davis | Love | Black | Nance | Bacot | (a) 5-2 |
| at Indiana | Davis (8/57) | Love (8/72) | Black (8/105) | Nance (8/83) | Bacot (8/107) | (a) 5-3 |
| at Virginia Tech | | | | | | |
| Georgia Tech | | | | | | |
| The Citadel | | | | | | |
| vs. Ohio State | | | | | | |
| vs. Michigan | | | | | | |
| at Pittsburgh | | | | | | |
| Wake Forest | | | | | | |
| Notre Dame | | | | | | |
| at Virginia | | | | | | |
| at Louisville | | | | | | |
| Boston College | | | | | | |
| NC State | | | | | | |
| at Syracuse | | | | | | |
| Pittsburgh | | | | | | |
| at Duke | | | | | | |
| Clemson | | | | | | |
| Miami | | | | | | |
| at NC State | | | | | | |
| at Notre Dame | | | | | | |
| Virginia | | | | | | |
| at Florida State | | | | | | |
| Duke | | | | | | |

number of season/career starts in parentheses

Nance started 75 games at Northwestern from 2018-22

LAST TIME IT HAPPENED...UNC



Won by one point: 66-65 over Notre Dame, 1/2/21
Won consecutive games by two points or less: 66-65 over Notre Dame, 1/2/21; 67-65 at Miami, 1/5/21
Won by 30 on the road: 38– UNC 95, Wake Forest 57, 2/16/19
Won by 40 on the road: 49– UNC 116, Elon 67, 11/9/18
Won by 30 at a neutral site: ^32– UNC 95, Marquette 63, 3/17/22 in Fort Worth, Texas
Won by 40 at a neutral site: *42– UNC 101, Notre Dame 59, 3/10/16 in Greensboro
Won by 50: 50– UNC 108, Tennessee Tech 58, 11/16/18
Won by more than 50: 51– UNC 107, NC State 56, 1/8/17
Won by 60: 68– UNC 116, UNC Asheville 48, 11/30/08
Lost consecutive games by 20 or more: 28– at Miami 85, UNC 57, 1/18/22; 22– at Wake Forest, 1/22/22
Lost by 25 or more: 28– at Miami 85, UNC 57, 1/18/22
Lost by 25 at home: 25– Ohio State, UNC 49, 12/4/19
Lost by more than 25 at home: 29– Duke 87, UNC 58, 1/31/02
Lost by 30 or more: 33– Florida State 90, UNC 57, 1/14/12
Lost by 30 or more at home: 35– Duke 104, UNC 69, 2/29/64
Never trailed: 11/20/22 vs. James Madison
Never led: 2/5/22 vs. Duke (lost 67-87, trailed for 39:49)
Played a 1 OT game: ^defeated Baylor, 94-86, 3/19/22 in Fort Worth, Texas
Played a 2 OT game: lost at Virginia Tech, 77-79, 1/22/20
Played a 3 OT game: lost to Wake Forest, 114-119, 12/20/03
Played a 4 OT game: lost to Alabama, 101-103, 11/27/22 in Portland, Ore.

CAROLINA SCORING

20 in 7 consecutive games: Garrison Brooks, 2019-20
20 in 9 consecutive games: Tyler Hansbrough, 2008-09
30: 34 by Caleb Love vs. Alabama, 11/27/22 in Portland, Ore.
35: Garrison Brooks vs. Georgia Tech, 1/4/20
Consecutive games w/30: Antawn Jamison (35 vs. Duke, 2/5/98; 31 at Georgia Tech, 2/8/98)
30/consecutive games by different players: ^30 by RJ Davis vs. Baylor, 3/19/22 in Fort Worth Texas; ^30 by Caleb Love vs. UCLA, 3/25/22 in Philadelphia
More than 35: Brice Johnson (39) at Florida State, 1/4/16
40: *Harrison Barnes (40) vs. Clemson, 3/12/11 in Greensboro
20/1st half: ^21 by Caleb Love vs. Marquette, 3/17/22 in Fort Worth, Texas
20/2nd half: 20 by Pete Nance at Portland, 11/24/22
More than 25/half: 27 in 2nd by Armando Bacot vs. Charleston, 11/11/22
30 after halftime: Marcus Paige (31– 21 in 2nd, 10 in OT) at NC State, 2/26/14
10 or more in OT: 11 by Marcus Paige at NC State, 2/26/14
Non-starter scored 20: 24 by Brady Manek vs. Tennessee, 11/21/21 in Uncasville, Conn.
25/consecutive games: Brady Manek (^28 vs. Marquette, 3/17/22, and ^26 vs. Baylor, 3/19/22 in Fort Worth, Texas)
25/four straight games: Garrison Brooks (30 vs. NC State, 2/25/20; 26 at Syracuse, 2/29/20; 25 vs. Wake Forest, 3/3/20; 26 at Duke, 3/7/20)
25/five or more straight games: 12 in a row by Charlie Scott, 1970
25/three consecutive road games: Garrison Brooks (28 at Virginia Tech, 1/22/20; 27 at NC State, 1/27/20; 26 at Duke 3/7/20)
Two players scored 25: Armando Bacot (28), Caleb Love (25) vs. Charleston, 11/11/22
Two scored 25 in consecutive games: Garrison Brooks (26), Cole Anthony (25) at Syracuse, 2/29/20; Anthony (28), Brooks (25) vs. Wake Forest, 3/3/20
Four scored 20: Armando Bacot (23), Caleb Love (22), RJ Davis (21), Brady Manek (20) at Duke, 3/5/22 (first time in UNC history)
Two players scored 30: Brice Johnson (39), Marcus Paige (30) at Florida State, 1/4/16
Players on both teams scored 30: 30 by Luke Maye, 33 by RJ Barrett at Duke, 2/20/19
Out-scored opponents/half: *Brady Manek (19-13) 1st half vs. Virginia, 3/10/22 in Brooklyn
Out-scored rest of UNC/half: Pete Nance (16-10) 1st half vs. Gardner-Webb, 11/15/22
Scored 10 straight UNC points: 11 by Pete Nance at Indiana, 11/30/22
Scored UNC's first 14 points: Kenny Williams at Stanford, 11/20/17
Scored 20 in first 10 minutes: Kenny Williams in first 9:03 at Stanford, 11/20/17
No player in double figures: at Virginia, 2/13/21
One player in double figures: 15 by Armando Bacot at Miami, 1/18/22
Bench outscored the starters (not including Senior Night): 37/33 vs. Marquette, 2/24/21
Zero bench points: at Louisville, 2/1/22
Six in double figures: at Duke, 2/6/21
Eight in double figures: vs. Saint Francis, 1/2/11
Nine in double figures: Kevin Madden (17), Ranzino Smith (17), Warren Martin (15), Steve Bucknall (12), Joe Wolf (10), Steve Hale (10), Brad Daugherty (10), Jeff Lebo (10) & Kenny Smith (10) vs. Manhattan, 12/27/85, in Miami
Scored 100: 101 vs. Alabama, 11/27/22 in Portland, Ore. (4 OT)
Scored 100/road game: 116 at Elon, 11/9/18
Scored 100/ACC road game: 106 at Florida State, 1/4/16
Scored 100/consecutive ACC games: 114 vs. Wake Forest, 12/20/03 and 103 vs. Georgia Tech, 1/11/04
Scored 100/3 consecutive games: 107 vs. Cleveland State, 12/30/04; 105 vs. William & Mary, 1/2/05; 109 vs. Maryland, 1/8/05
Scored 100/loss (40-minute game): 100 vs. Kentucky, 12/17/16 in Las Vegas
Scored 100/loss (OT game): 101 vs. Alabama, 101-103, 11/27/22 in Portland, Ore. (4 OT)
Scored 100/loss (OT game): 103 vs. No. 4 Gonzaga, 12/15/18
Scored 100/loss (OT game): 103 vs. No. 10 Virginia Tech, 1/21/19
Both teams scored 100 (40-minute game): Kentucky 103, UNC 100, 12/17/16 in Las

Vegas

Both teams scored 100 (OT game): lost to Alabama, 101-103, 11/27/22 in Portland, Ore. (4 OT)
Scored 50/both halves: *vs. Notre Dame, 3/10/21 in Greensboro (50 and 51)
Scored 60/half: 62, 1st half vs. Florida State, 2/12/22
Scored 65/half: 65, 2nd half at Florida State, 1/4/16
Scored 70/half: 77, 1st half vs. VMI, 12/17/94
Scored 50/half in a loss: 56 (2nd half) vs. Georgia Tech, 1/4/20
Scored less than 50/game: 48 at Virginia, 2/13/21
Less than 20/half: 18 (1st) at Virginia, 2/13/21
Less than 25/each half: 23 & 22 vs. Michigan State, 11/26/17 in Portland, Ore.
Less than 30/each half: 21 & 29 at Clemson, 2/2/21
Less than 30/half in a win: 26 (1st) vs. Gardner-Webb, 11/15/22
Less than 20 in one half, 50 in the other: 18 (1st), 53 (2nd) vs. Butler, 11/20/12, in Maui
25 straight: vs. NC State, 1/12/08
More than 20 straight: *22 vs. Notre Dame, 3/10/21 in Greensboro
15 or more to begin game: 18-0 vs. Florida State, 2/12/22
10 or more to end the game: *13-0 vs. Miami in Brooklyn, 3/8/18
No field goals in last 5:00 in a win: none in last 6:47 in a 79-70 win vs. Duke, 3/9/19

CAROLINA FIELD GOAL SHOOTING

Made every FG att. (min. 10): Jeff McInnis, 10x10 vs. Cincinnati, 12/3/94, in Charlotte
Missed every FG att. (min. 10): RJ Davis, 0x10 vs. Virginia, 1/8/22
Missed every FG att. (more than 10): Harrison Barnes, 0x12 vs. Minnesota, 11/19/10, in San Juan
Made 13: ^Caleb Love Alabama, 101-103, 11/27/22 in Portland, Ore. (4 OT)
Made 10/consecutive games: Bacot 10 vs. Brown, 11/12/21, 10 at Charleston, 11/16/21
Made 15 or more consecutive field goals: 16 by Brice Johnson – 11 vs. UCLA, 12/19/15 in Brooklyn; 5 vs. Appalachian State, 12/21/15 (tied UNC record)
Attempted more than 25: 36 by Caleb Love vs. Alabama, 11/27/22 in Portland, Ore. (4 OT)
Two players attempted 20 or more: 36 by Caleb Love and 24 by RJ Davis, 11/27/22 in Portland, Ore. (4 OT)
Two players combined for 60 attempts: 36 by Caleb Love and 24 by RJ Davis, 11/27/22 in Portland, Ore. (4 OT)
Made 40: 42 vs. Louisville, 2/20/21
Made less than 20: 16 vs. Boston College, 1/26/22
Attempted 90: 91 vs. Alabama, 101-103, 11/27/22 in Portland, Ore. (4 OT)
50 percent/game or better and lost: 50.0 (25x50) vs. Virginia, 2/15/20
50 percent/both halves and lost: 55.2 (16x29) & 53.6 (15x28) vs. Miami, 2/27/18
60 percent/both halves: 67.9 (19x28), 63.3 (19x30) vs. Tulane, 12/3/17
60 percent/game: 60.3 (35x58) vs. Charleston, 11/11/22
60 percent/game and lost: 64.2 at Duke, 3/2/86 (lost 74-82)
60 percent/consecutive games: ^60.6 (43x71) vs. Mount St. Mary's, 3/21/08, and 67.7 (44x65) vs. Arkansas, 3/23/08, both in Raleigh
70 percent/half: 71.4 (20x28), 2nd half vs. Charleston, 11/11/22
70 percent/both halves: ^78.1 (25x32) & 80.0 (24x30) vs. Loyola Marymount, 3/19/88 in Salt Lake City, Utah
70 percent/game: 70.9 (39x55) vs. ODU, 11/23/07 in Las Vegas
75 percent/half: 78.1 (25x32) 2nd half at NC State, 2/10/18
80 percent/half: 85.7 (24x28), 2nd half vs. Old Dominion, 12/1/92
Under 25 percent/half: 22.6 (7x31) 1st half at Miami, 1/18/22
Under 25 percent/game: 24.6 (15x61) vs. Michigan State, 11/26/17 in Portland, Ore.
25 percent/half and won: 25.0 (7x28), 1st half vs. Florida State, 2/27/21
Under 30 percent/both halves: 28.6 (10x35) & 25.9 (7x27) vs. Ohio State, 12/4/19
Under 30 percent/half and won: 29.0 (9x31), 1st half vs. Gardner-Webb, 11/15/22
Under 30 percent/game: 29.1 (16x55) vs. Boston College, 1/26/22
Under 30 percent/game and won: 29.1 (16x55) vs. Boston College, 1/26/22
Under 35 percent/game and won consecutive games: 34.8 (24x69) vs. Notre Dame, 1/2/21; 34.4 (21x61) at Miami, 1/5/21
Under 40 percent/both halves and won: *38.2 and 38.5 vs. Virginia, 3/10/22 in Brooklyn
Made nine or more attempts to begin a half: 9 (2nd) at Portland, 11/23/17
Missed 10 or more attempts to begin a half: 15 vs. Georgia Tech, 1/4/20 (first field goal by Garrison Brooks with 6:50 to play in 1st half)
Missed 15 or more consecutive attempts: 17 at Florida State, 2/3/20
Both teams shot 60 percent in the second half: UNC (78.1, 25x32) and NC State (60.0, 21x35), 2/10/18 in Raleigh
Under 30 percent in the first half and over 60 in the second: at Clemson, 1/30/18 (29.4 in the 1st and 64.3 in the 2nd)

CAROLINA THREE-POINTERS

100 percent (min. 5 att.): Joel Berry II (5x5) vs. Duke, 3/4/17
Made 6 consecutive attempts: Cameron Johnson at Wake Forest, 2/16/19
Made 6/half: ^Caleb Love (1st half) vs. Marquette, 3/17/22 in Fort Worth, Texas
Two players made 6: Cameron Johnson and Coby White at Clemson, 3/2/19
Made 6: ^Caleb Love vs. UCLA, 3/25/22 in Philadelphia
Made 7: Cole Anthony at Syracuse, 2/29/20
Made 8: Rashad McCants vs. Clemson, 3/2/04
6 or more/consecutive games: Coby White–6 vs. Syracuse, 2/26/19; 6 at Clemson, 3/2/19
Eight players made a 3FG: at Wake Forest, 2/16/19
Made 10 in a half: ^10 (1st half) vs. Marquette, 3/17/22 in Fort Worth, Texas
Made 15: 15 vs. NC State, 1/29/22
Made more than 15: 16 at Wake Forest, 2/16/19

Attempted 30 or more: ^31 vs. UCLA, 3/25/22 in Philadelphia
Attempted 35 or more: ^35 vs. Marquette, 3/17/22 in Fort Worth, Texas
Did not make a three-pointer: 0 vs. Princeton, 12/13/97 (889 consecutive games with at least one three-pointer through Indiana)
No starter made a 3FG: vs. Kentucky, 12/18/21 in Las Vegas (Brady Manek made one)
70 percent (min. 20 att.): 72.7 (16x22) vs. Western Carolina, 12/6/17
60 percent and lost: ^64.7 (11x17) vs. Villanova, 4/4/16 in Houston
Less than 10 percent: 7.7 (1x13) vs. Kentucky, 12/18/21 in Las Vegas
Made more 3FGs than 2FGs: vs. Clemson, 1/16/18 (made 15 3FG and 11 2FG)
Attempted more 3FGs than 2FGs: vs. Syracuse, 2/28/22 (attempted 36 3FG and 35 2FG)
Made less than five and won: 2 vs. UNCW, 11/7/22
Made 10 or more and lost: 12 vs. Tennessee, 11/21/21 in Uncasville, Conn.

CAROLINA FREE THROWS

Made 15 or more: 17 by Garrison Brooks vs. Georgia Tech, 1/4/20 (18 attempts)
Made 20 or more: 20 by Tyler Zeller vs. Maryland, 2/29/12 (23 attempts)
Attempted 20 or more: 23 by Tyler Zeller vs. Maryland, 2/29/12
12 for 12: 12x12 by Caleb Love at Duke, 3/5/22
14 for 14: 14x14 by Cole Anthony vs. Boston College, 2/1/20
Made 40 or more in a row: 40 by Caleb Love, 2/16/22-3/10/22
Missed every attempt (more than 5): Garrison Brooks (0x7) vs. Boston College, 2/1/20
100 percent (min. 10 att.): vs. Wisconsin, 11/23/16 in Maui (12x12)
90 percent (min. 30 att.): 90.0 (27x30) vs. Florida State, 2/27/21
Under 40 percent: 38.9 (7x18) vs. Louisville, 2/20/21
Under 30 percent: 27.3 (3x11) at Wake Forest, 2/16/19
Made 30 or more: 34 (attempted 37) vs. Syracuse, 2/26/19
Made 40 or more: 41 (attempted 59) vs. Clemson, 1/28/98
Made less than five: 2 vs. Michigan, 12/1/21 (tied UNC record)
Missed 20 or more: 23 (24x47) vs. Texas, 12/18/13
Missed 25 or more: 26 (22x48) vs. Belmont, 11/17/13
Attempted 50: 50 (made 36) vs. Maryland, 2/15/04
Attempted less than five: 3 vs. Michigan, 12/1/21 (UNC record)
Made more free throws than field goals: vs. UNCW, 11/7/22 (22 FG, 23 FT)
No starter made a free throw: at Wake Forest, 2/16/19

CAROLINA REBOUNDS

10 by a guard: 10 by RJ Davis vs. Gardner-Webb, 11/15/22
More than 10 by a guard: ^12 by RJ Davis vs. Kansas, 4/4/22 in New Orleans
10 or more in consecutive games by a guard: Cole Anthony (11 vs. Notre Dame, 11/6/19; 10 at UNCW, 11/8/19)
10 or more in 13 straight games: Armando Bacot, 2022
10 or more in 15 straight games: John Henson, 2011
15 or more/5 consecutive games: Armando Bacot (^16 vs. Baylor, ^15 vs. UCLA, ^22 vs. Saint Peter's, ^21 vs. Duke, ^15 vs. Kansas, 2022 NCAA Tournament)
50 or more over 3 consecutive games: ^58 by Armando Bacot (^22 vs. Saint Peter's, ^21 vs. Duke, ^15 vs. Kansas, 2022 NCAA Tournament)
70 or more over 4 consecutive games: 73 by Armando Bacot (^15 vs. UCLA, ^22 vs. Saint Peter's, ^21 vs. Duke, ^15 vs. Kansas, 2022 NCAA Tournament)
85 or more over 5 consecutive games: 89 by Armando Bacot (^16 vs. Baylor, ^15 vs. UCLA, ^22 vs. Saint Peter's, ^21 vs. Duke, ^15 vs. Kansas, 2022 NCAA Tournament)
20 or more: 23 by Armando Bacot vs. James Madison, 11/20/22
30: Rusty Clark vs. Maryland, 2/21/68
10 offensive: Kennedy Meeks at Clemson, 1/3/17
15 or more in a half: ^15 in 1st by Bacot vs. Saint Peter's, 3/27/22 in Philadelphia
10 or more in both halves: 11 and 12 by Armando Bacot vs. James Madison, 11/20/22
Three players in double-figures: ^Armando Bacot (15), Brady Manek (13), RJ Davis (12) vs. Kansas, 4/4/22 in New Orleans
70 rebounds: 72 vs. Nicholls, 12/19/11
30 offensive rebounds: 31 vs. Nicholls, 12/19/11
One offensive rebound: vs. Pitt, 2/14/16
30 second-chance points: vs. Charleston, 11/25/20
35 or more second-chance points: 36 vs. Nicholls, 12/19/11
One second-chance point: at Georgia Tech, 1/29/19
Rebound margin of 30 or more: +31, 56-25 vs. Elon, 11/20/19
Rebound margin of 35 or more: +35, 58-23 vs. Boston College, 1/9/18

CAROLINA DOUBLE-DOUBLES

Both halves: Brice Johnson at Florida State, 1/4/16 (11/11 in 1st, 28/12 in 2nd)
Three in a game (points/rebounds): ^Armando Bacot (15/15), Brady Manek (13/13), RJ Davis (15/12) vs. Kansas, 4/4/22 in New Orleans
Four in a game (points/rebounds): Larry Miller (29/10), Charlie Scott (18/14), Rusty Clark (13/13), Bill Bunting (10/11) vs. Clemson, 2/16/68 in Charlotte
Points & rebounds/10 consecutive games: Armando Bacot vs. Furman, Kentucky, App State, Boston College, Notre Dame, Virginia, Georgia Tech, Miami, Wake Forest, Virginia Tech, 2022
40 points/20 rebounds: Billy Cunningham (48/25) vs. Tulane, 12/10/64
35 points/10 rebounds: Garrison Brooks (35/11) vs. Georgia Tech, 1/4/20
30 points/20 rebounds: Brice Johnson (39/23) at Florida State, 1/4/16
30 points/15 rebounds: Luke Maye (30/15) at Duke, 2/20/19
30 points/10 rebounds: Garrison Brooks (35/11) vs. Georgia Tech, 1/4/20
25 points/20 rebounds: Armando Bacot (29/22) vs. Virginia, 1/8/22
25 points/15 rebounds/5 blocks: Armando Bacot at NC State, 2/26/22 (28/18/5)
25 points/15 rebounds/5 blocks: Armando Bacot at NC State, 2/26/22 (28/18/5)
25 points/10 rebounds/5 3FG: ^Brady Manek vs. Marquette, 3/17/22 in Fort Worth, Texas (28/11/5)
20 points/20 rebounds: ^Bacot (20/22) vs. Saint Peter's, 3/27/22 in Philadelphia

30 points/10 rebounds/5 assists: Cole Anthony (34/11/5) vs. Notre Dame, Nov. 6, 2019
First game in career: Day'Ron Sharpe (13 pts/10 reb) vs. Charleston, 11/25/20
Points & rebounds by a guard: RJ Davis (14 pts/10 reb) vs. Gardner-Webb, 11/15/22
Points & rebounds/consecutive games by a point guard: Cole Anthony (34/11 vs. Notre Dame, 11/6/19; 20/10 at UNCW, 11/8/19)
Points & rebounds with 7 or more assists: Armando Bacot vs. Miami, 1/25/20 (19/12/7)
Points & assists: Theo Pinson (12/11) vs. Miami, 2/27/18
Points & assists/consecutive games: ^Kendall Marshall (11/10) vs. Vermont, 3/16/12, and (18/11) vs. Creighton, 3/18/12, in Greensboro
Points & assists/3 consecutive games: Kendall Marshall (20/10) at Duke, 3/3/12; (13/12) vs. Maryland, 3/9/12*; and (12/10) vs. NC State, 3/10/12* in Atlanta

CAROLINA TRIPLE-DOUBLES

Pts, rebs, assists: Jason Capel (16/11/10 assists) vs. Buffalo, 12/17/00
Pts, rebs, blocks: Brendan Haywood (18/14/10 blk) vs. Miami, 12/4/00

CAROLINA ASSISTS

More than 10: ^12 by RJ Davis vs. Marquette, 3/17/22 in Fort Worth, Texas
10 or more/consecutive games: ^Kendall Marshall- 10 vs. Vermont, 3/16/12; 11 vs. Creighton, 3/18/12 in Greensboro, N.C.
10 or more/three consecutive games: Kendall Marshall- 10 at Duke, 3/3/12; 12 vs. Maryland, 3/9/12* in Atlanta; 10 vs. NC State, 3/10/12* in Atlanta
15 or more: 16 by Kendall Marshall at Maryland, 2/4/12
10 or more assists and no turnovers: Marcus Paige (10/0) vs. Georgia Tech, 2/21/15
30 or more: 32 vs. Miami, 1/25/20
Assists on 90 percent of its field goals: vs. East Tennessee State, 12/8/12 (30 assists on 31 field goals, 96.8 percent)
Fewer than 5: 4 vs. UNCW, 11/7/22

CAROLINA TURNOVERS

7: by Caleb Love vs. Louisville, 2/21/22
8: 8 by Marcus Paige at Maryland, 3/6/13
15 or more/half: 15 (1st) at Georgia Tech, 2/16/10
20 and won: ^21 vs. Baylor, 3/19/22 in Fort Worth, Texas
20 and won on the road: at Miami, 1/5/21
More than 20 and won on the road: 23 at NC State, 1/8/19
25 or more/game: 26 at Clemson, 1/13/10
Less than 5: 2 vs. Duke, 2/8/18 (tied school record)
Opponent scored 0 points off UNC turnovers: Fairfield, 11/15/15 (10 UNC turnovers)
Opponent scored 1 point off UNC turnovers: Duke, 2/8/18 (2 UNC turnovers)
Oppt scored less than five points off UNC turnovers: 4 by Gardner-Webb, 11/15/22 (10 UNC turnovers)
Opponent scored 30 points off UNC turnovers: 30 at Miami, 1/18/22 (14 UNC turnovers)
Opponent scored more than 30 points off UNC turnovers: 31 by Texas, 11/22/18 in Las Vegas (17 UNC turnovers)

CAROLINA BLOCKED SHOTS

8: *Walker Kessler vs. Notre Dame, 3/10/21 in Greensboro
10: Brendan Haywood vs. Miami (Fla.), 12/4/00
10: vs. Alabama, 11/27/22 in Portland, Ore. (4 OT)
More than 10: *12 vs. Notre Dame, 3/10/21 in Greensboro
15: 15 vs. Northern Kentucky, 12/27/13

CAROLINA STEALS

6: Marcus Paige at Georgia Tech, 3/3/15
8: ^Ty Lawson vs. Michigan State, 4/6/09 in Detroit
15 or more: 16 vs. Tennessee Tech, 11/16/18
20: 20 vs. UNC Asheville, 12/28/05

CAROLINA MISCELLANEOUS (UNC scores listed first)

Led UNC in points, rebounds, assists and blocks: Luke Maye vs. Tulane, 12/3/17 (22 points, 10 rebounds, 4 assists, 4 blocks)
Led UNC in points, rebounds, assists and steals: ^Armando Bacot vs. Kansas, 4/4/22 in New Orleans (15 points, 15 rebounds, 2 assists, 1 steal)
Made game-winning shot w/0.00 on the clock: *Tyler Zeller vs. Miami, 3/11/11 in Greensboro (UNC won 61-59)
Made game-winning shot w/less than a second: ^Luke Maye (0.3) vs. Kentucky, 3/24/17 in Memphis
Made game-winning shot w/less than five seconds: Brady Manek (3.1) at Clemson 2/8/22
Made winning shots w/under 10 seconds in consecutive wins: Leaky Black (9.1) vs. Notre Dame, 1/2/21; Andrew Platek (3.6) at Miami, 1/5/21
Made two free throws w/less than 10 seconds to win: Joel Berry II with 7.1 seconds to play to win, 69-68, at Notre Dame, 1/13/18
Hit a shot from beyond halfcourt: P.J. Hairston vs. Mississippi St, 11/19/12 in Maui
Played the entire game: ^RJ Davis vs. Kansas, 4/4/22 in New Orleans
Played all 45 minutes in an overtime game: ^RJ Davis, 45:00 vs. Baylor, 3/19/22 in Fort Worth
Five players played an entire half: Armando Bacot, Leaky Black, RJ Davis, Caleb Love, Brady Manek, 2nd half at Duke, 3/5/22
Four players played at least 45 minutes: Caleb Love (57:24), Leaky Black (53:52), RJ Davis (50:36), Puff Johnson (48:07) vs. Alabama, 11/27/22 in Portland, Ore. (4 OT)
Played 50 minutes: Caleb Love (57:24), Leaky Black (53:52), RJ Davis (50:36), vs. Alabama, 11/27/22 in Portland, Ore. (4 OT)
UNC rallied from more than 15-point deficit to win: trailed Florida State by 16 (23-39) in the 1st half and won, 78-70, 2/27/21
UNC rallied from double-figure deficit at halftime to win: trailed Florida State by 12 (29-

LAST TIME BY TAR HEEL FRESHMEN

Three starters: *Caleb Love, Day'Ron Sharpe and Kerwin Walton vs. Notre Dame, 3/10/21 in Greensboro
Four starters: *Raymond Felton, Rashad McCants, David Noel and Byron Sanders vs. Duke, 3/15/03 in Greensboro
20 Points/Half: 20 (2nd) by Cole Anthony vs. Boston College, 2/1/20
20 Points/Three Consecutive Games: Cole Anthony– 34 vs. Notre Dame, 11/6/19; 20 at UNCW, 11/8/19; 28 vs. Gardner-Webb, 11/15/19
20 Points/Non-Starter: 20 by Walker Kessler vs. Florida State, 2/27/21
More than 20 Points/Non-Starter: 21 by Day'Ron Sharpe vs. Louisville, 2/20/21
20 Points/Two Freshmen: Coby White (27), Nassir Little (23) vs. Virginia Tech, 1/21/19
25 Points: Caleb Love at Duke, 2/6/21
More Than 25 Points: 28 by Cole Anthony vs. Wake Forest, 3/3/20
25 Points/Consecutive Games: Cole Anthony– 25 at Syracuse, 2/29/20, and 28 vs. Wake Forest, 3/3/20
30 Points in College Debut: 34 by Cole Anthony vs. Notre Dame, 11/6/19 (*ACC record*)
30 Points: 34 by Cole Anthony vs. Notre Dame, 11/6/19
40 Points: *40 by Harrison Barnes vs. Clemson, 3/12/11 in Greensboro
70 Combined Points/All Freshmen: *70 by Walker Kessler (16), Caleb Love (15), RJ Davis (14), Day'Ron Sharpe (14), Anthony Harris (8) and Kerwin Walton (3) vs. Notre Dame, 3/10/21 in Greensboro
50 Combined Points/Two Freshmen: Coby White (27) and Nassir Little (23) vs. Virginia Tech, 1/21/19
Only Four Tar Heels in Double Figures: Walker Kessler (20), Kerwin Walton (13), RJ Davis (10), Caleb Love (10) vs. Florida State, 2/27/21
Four in Double Figures: *Walker Kessler (16), Caleb Love (15), RJ Davis (14) and Day'Ron Sharpe (14) vs. Notre Dame, 3/10/21 in Greensboro
Led UNC in Points, Rebounds, Assists: Cole Anthony (16/8/3) at FSU, 2/3/20
Led UNC in Points, Rebounds, Blocks: Walker Kessler (20/8/4) vs. FSU, 2/27/21
Led UNC in Points, Rebounds, Assists, Steals: Cole Anthony (34/11/5/1) vs. Notre Dame, 11/6/19
Led UNC in Points, Rebounds, Blocks, Steals: Armando Bacot vs. Elon (22/14/3/2), 11/20/19
12 Field Goals: Cole Anthony vs. Notre Dame, 11/6/19
13 Field Goals: Tyler Hansbrough vs. Georgia Tech, 2/15/06
14 Field Goals: Antawn Jamison at Maryland, 1/6/96
15 Field Goals: ^J.R. Reid vs. Notre Dame, 3/19/87 in East Rutherford, N.J.
Made 5 or More Three-Pointers in Consecutive Games: Coby White– 6 vs. Syracuse, 2/26/19; 6 at Clemson, 3/2/19
7 Three-Pointers: Cole Anthony at Syracuse, 2/29/20
8 Three-Pointers: Raymond Felton at NC State, 1/26/03
10 or More Free Throws: 14 by Cole Anthony vs. Boston College, 2/1/20
14 Free Throws: Cole Anthony vs. Boston College, 2/1/20
15 Free Throws: *Phil Ford vs. Clemson, 3/7/75 in Greensboro
100% Free Throws (more than 10 attempts): 14x14 by Cole Anthony vs. Boston College, 2/1/20
10 or More Rebounds by a Guard: 11 by Cole Anthony vs. Duke, 2/8/20
10 or More Rebounds by a Guard, Consecutive Games: Cole Anthony– 11 vs. Notre Dame, Nov. 6, 2019; 10 at UNCW, 11/8/19
10 or More Rebounds, Three Consecutive Games: Armando Bacot– 12 vs. Miami, 1/25/20; 11 at NC State, 1/27/20; 10 vs. Boston College, 2/1/20
More than 15 Rebounds: 16 by Day'Ron Sharpe at Miami, 1/5/21
20 Rebounds: by Antawn Jamison at Virginia, 1/17/96
10 Assists: *by Marcus Paige vs. Florida State, 3/15/13 in Greensboro
More Than 10 Assists: ^14 by Kendall Marshall vs. Washington, 3/20/11 in Charlotte
15 or More Assists: 16 by Kendall Marshall vs. Florida State, 2/6/11
Points/Rebounds Double-Double Three Consecutive Games: Armando Bacot – 19/12 vs. Miami, 1/25/20; 11/11 at NC State, 1/27/20; 11/10 vs. Boston College, 2/1/20
Points/Rebounds Double-Double in Consecutive Games by a Guard: Cole Anthony– 34/11 vs. Notre Dame, 11/6/19; 20/10 at UNCW, 11/8/19 (first time a UNC freshman had consecutive 20/10 games)
20 Points/10 Rebounds/5 Blocks: by Armando Bacot (23/12/5) vs. Oregon, 11/29/19 in The Bahamas
15 Points/10 Rebounds/8 Blocks: *Walker Kessler vs. Notre Dame, 3/10/21 in Greensboro (16/12/8)
25 Points/7 Assists: 25/7 by Caleb Love at Duke, 2/6/21
25 Points/10 Rebounds: 25/10 by Day'Ron Sharpe vs. Notre Dame, 1/2/21
30 Points/10 Rebounds: 34/11 by Cole Anthony vs. Notre Dame, 11/6/19
40 Points/10 Rebounds: 40/10 by Tyler Hansbrough vs. Georgia Tech, 2/15/06
Points/Assists Double-Double: ^13 points/14 assists by Kendall Marshall vs. Washington, 3/20/11 in Charlotte
Double-Double in Points & Rebounds with 7 or More Assists: Armando Bacot (19/12/7) vs. Miami, 1/25/20
8 Blocked Shots: *Walker Kessler vs. Notre Dame, 3/10/21 in Greensboro
5 Steals: ^Marcus Paige vs. Kansas, 3/24/13 in Kansas City, Mo.
More than 5 Steals: 8 by Tyler Hansbrough vs. UNC Asheville, 12/28/05

* ACC Tournament, ^ NCAA Tournament, ~ NIT

41) and won, 78-70, 2/27/21

UNC rallied from double-figure deficit w/less 10:00 to play and win: trailed Louisville by 13 (50-63) with 8:25 to play and won, 72-71, 1/10/15

UNC rallied from double-figure deficit in the 2nd half to win consecutive games: trailed Miami 34-53 (-19) w/9:51 to play and won, 61-59, 3/11/11* in Greensboro; trailed Clemson 30-41 (-11) w/17:23 to play and won, 92-87, in overtime, 3/12/11* in Greensboro

UNC rallied from 20 points down to win: trailed Georgia Tech, 30-50 w/4:00 left in the 1st half and won, 82-75, 2/15/06

UNC rallied from 20 points down to take the lead: trailed Georgia Tech, 9-29, w/8:04 to play in first half and took the lead four times in second half, but lost 71-73, 1/16/10

Four-point play (team): Kerwin Walton (3FG), Day'Ron Sharpe (FT) at Miami, 1/5/21

Four-point play (individual): Kerwin Walton vs. Northeastern, 2/17/21

UNC did not score a fastbreak point: at Louisville, 2/1/22

UNC scored 25 fastbreak points: 25 vs. NC State, 1/29/22

UNC led by 20 or more at half: ^28 vs. Marquette, 3/17/22 in Fort Worth (led 53-25)

UNC led by 30 or more at the half: (38) vs. Florida State, 2/12/22 (led 62-24)

UNC led by 40: 64-24 vs. Florida State, 2/12/12 (won 94-74)

UNC led by 50: 101-51 *vs. Notre Dame, 3/10/21 (won 101-59) in Greensboro

Committed 30 personal fouls: 33 at Louisville, 1/31/15

* ACC Tournament, ^ NCAA Tournament

LAST TIME ... OPPONENTS



SCORING

40: 47 by Malik Monk, Kentucky, 12/17/16 in Las Vegas
35: 36 by Cole Swider, Syracuse, 2/28/22
30: 31 by Caleb Grill, Iowa State, 11/25/22 in Portland, Ore.
Freshman scored 30: 34 by Terquavion Smith, NC State, 1/29/22
30/consecutive games: Xavier Rathan-Mayes, Florida State (35 at UNC, 1/24/15, and 30 in Tallahassee, 1/4/16)
30/twice in a season: Nolan Smith, Duke (34 at Duke, 2/9/11; 30 at UNC, 3/5/11)
20/three times in one season: Luke Kennard, Duke (20, 28 and 20), 2017
One w/30, one w/25: 34 by Terquavion Smith, 25 by Jericole Helles, NC State, 1/29/22
Three players with 20: Isaiah Wong (25), Sam Waardenburg (21), Kameron McGusty (20) at Miami, 1/18/22
Four players with 20: Damion James (25), Dexter Pittman (23), J'Covan Brown (21) and Avery Bradley (20), Texas, 12/19/09 in Arlington, Texas
More than 25/half: 27 in first half by Malik Monk, Kentucky, 12/17/16 in Las Vegas
20/1st half: 21 by Cole Swider, Syracuse, 2/28/22
20/2nd half: ^21 by Adam Flagler, Baylor, 3/19/22 in Fort Worth, Texas
20/both halves: 27 and 20 by Malik Monk, Kentucky, 12/17/16 in Las Vegas
Non-starter scored 30: 33 by Brent Arrington, Mississippi Valley State, 11/20/11
Non-starter scored 25: 25 by El Ellis at Louisville, 2/1/22
Non-starter scored 20: 21 by Jahvon Quinerly, Alabama, 11/27/22 in Portland, Ore. (4 OT)
Scored 15 straight points for his team: Tre Jones, Duke, 2/8/20
No players in double figures: at Evansville, 12/8/10
One player in double figures: *17 by Jaylon Gardner, Virginia, 3/10/22 in Brooklyn
No starter in double figures: Boston College, 1/26/22
Only four players scored: *Duke in Brooklyn, 3/9/18
Bench scored zero: Pittsburgh, 1/8/20
Bench scored 50 plus: 55 by Charleston, 11/11/22
Six players in double figures: Alabama, 11/27/22 in Portland, Ore. (4 OT)
Seven players in double figures: Wake Forest, 12/20/03 (3 OT)
100 points in a 40-minute game: 103 by Kentucky, 12/17/16 in Las Vegas
100 points in an overtime game: 103 by Alabama, 11/27/22 in Portland, Ore. (4 OT)
Less than 45: *43 by Virginia, 3/10/22 in Brooklyn
Less than 60 in a win: 56 at Virginia, 12/8/19
60/half: 61, 2nd by East Carolina, 12/15/12
12/half: 12 (1st half) by East Tennessee State, 12/8/12
13/half: *13 (1st half) by Virginia, 3/10/22 in Brooklyn
Less than 25/both halves: 22 and 19 by Virginia, 2/18/17
50 in a half in a UNC win: 50, 1st half by Charleston, 11/11/22
Less than 25 in a half in a win over UNC: 23 (2nd) at Pittsburgh, 1/18/20
Less than 30/both halves in a win over UNC: 27 and 26 at Virginia, 2/27/17

OPPONENTS FIELD GOAL SHOOTING

Made 14: Cole Swider, Syracuse, 2/28/22
Two players made 10: 11 by RJ Barrett, 10 by Cam Reddish at Duke, 2/20/19
Missed every shot (min. 10): Noah Freidel, James Madison, 11/20/22 (0x11)
Two players attempted 20: 26 by Jahvon Quinerly and 21 by Brandon Miller, Alabama, 11/27/22 in Portland, Ore. (4 OT)
Attempted more than 25: 26 by Jahvon Quinerly, Alabama, 11/27/22 in Portland, Ore. (4 OT)
Attempted more than 25 in a 40-minute game: 26 by Paolo Banchemo at Duke, 3/5/22
Made 15 or fewer: 15 by Virginia, 2/18/17
Made less than 20 in a win: 19 at Virginia, 2/13/21
Made its first six attempts to begin a game: Syracuse, 2/28/22
Made its first seven attempts to begin a game: Louisville, 1/12/19
Made its first eight attempts to begin a game: Michigan, 11/29/17
Made 10 consecutive FG: Duke, 2/8/18
Made 15 consecutive FG: Clemson, 1/16/18
Attempted 90 or more: 90 by Alabama, 11/27/22 in Portland, Ore. (4 OT)
Missed 10 FG to begin a game: 10 by Florida State, 2/12/22
Missed more than 10 FG to begin a game: 11 by Charleston, 11/25/20
Missed 13 consecutive FG: *Notre Dame 2nd half, 3/10/21 in Greensboro
Missed 15 consecutive FG: at Pittsburgh, 1/5/19
50 percent/both halves in UNC win: 55.6 (15x27) and 50.0 (15x30), Syracuse, 2/28/22
Better than 55 percent/game in UNC win: 55.6 (30x54) by Pitt, 1/31/17
60 percent/half in UNC win: 60.0 first half (21x35) by Brown, 11/12/21
60 percent/both halves: 61.3 (19x31) & 69.2 (18x26) at Pitt, 2/14/15
60 percent/game: 64.9 (37x57) at Pitt, 2/14/15
65 percent/half: 66.7 2nd half (24x36), Kentucky, 12/18/21 in Las Vegas
70 percent/half: 72.0 (18x25) 2nd half at Gonzaga, 12/18/19
70 percent/game: *71.7 (33x46) by Duke, 2/29/80, in Greensboro
75 percent/half: 76.5 (13x17) 2nd half at NC State, 2/3/07
Under 20 percent/half: *18.5 (5x27) 1st half by Virginia, 3/10/22 in Brooklyn
Under 25 percent/half and won: 22.7 (5x22) 2nd half at Pittsburgh, 1/18/20
Under 30 percent/both halves: 27.3 (9x33) & 25.7 (9x35) UNC Asheville, 11/23/21
Under 30 percent/game: 29.3 (17x58) by UNCW, 11/7/22
Under 35 percent/game and won: 34.5 (10x29) 1st half by Clemson, 1/11/20
Under 40 percent/game and won: 39.6 (19x48) at Virginia, 2/13/21
Under 40 percent/both halves and won: 34.5 (10x29) & 34.8 (8x23) at Virginia Tech, 1/22/20
50 percent in first half and under 20 percent in second half: 57.1 (16x28) 1st half and 16.1 (5x31) 2nd half at Elon, 11/9/18

Under 30 percent in first half and 60 percent in second half: 25.0 (10x40) and 65.4 (17x26) by NC State, 2/1/14
Under 20 percent in first half and 50 percent in second half: 18.5 (5x27) 1st half and 52.0 (13x25) 2nd half by Virginia, 3/10/22 in Brooklyn

OPPONENTS THREE-POINTERS

7: Mark Sears, Alabama, 11/27/22 in Portland, Ore. (4 OT)
8: Malik Monk, Kentucky, 12/17/16 in Las Vegas
10: Kyle McAlarney, Notre Dame, 11/26/08 in Maui
7 of 7: Allerik Freeman, NC State, 1/27/18 (7x7)
Made every att. (min. 5): Ithiel Horton, Pittsburgh, 2/16/22 (5x5)
Missed every att. (min. 5): Noah Freidel, James Madison, 11/20/22 (0x9)
Two players made at least 5: 5 by Sam Waardenburg & Isaiah Wong at Miami, 1/18/22
Three players made at least 5: 7 by Jordan Bohannon, 5 by CJ Fredrick, 5 by Joe Wieskamp at Iowa, 12/8/20
5 in a half: Cole Swider, 1st half, Syracuse, 2/28/22
Attempted 15 3FGs: 16 by Jordan Bohannon at Iowa, 12/8/20
Eight different players made a 3FG: ^Auburn, 3/29/19 in Kansas City, Mo.
Nine different players made a 3FG: Michigan, 11/29/17
Did not make a three-pointer: 0 by Jacksonville (in 5 attempts), 11/27/90 (1,139 consecutive games with at least one three-pointer through Indiana)
Made 16: Alabama, 11/27/22 in Portland, Ore. (4 OT)
Made 17: at Iowa, 12/8/20
Made 10 or more/half: 11, 1st half at Iowa, 12/8/20 (22 attempts)
15 or more/consecutive games: 15 by NC State, 1/27/18, and 15 at Clemson, 1/30/18
Attempted 40 or more: 43 at Iowa, 12/8/20
60 percent (min. 10 att.): 62.5 (10x16) at Duke, 2/18/15
65 percent (min. 10 att.): 66.7 (8x12) at Illinois, 11/30/10
Less than 10 percent (min. 10 att.): 6.3 (1x16) by Boston College, 1/26/22
Made 10 or more and lost: 12 at Portland, 11/24/22
Made 15 or more and lost: 15 at Louisville, 2/1/22
Made less than five and won: 3 at Indiana, 11/30/22
Made more 3FG than two-pointers: at Louisville, 2/1/22 (15 3FG, 13 2FG)
Attempted more 3FG than two-pointers: at Portland, 11/24/22 (32 3FGA, 26 2FGA)

OPPONENTS FREE THROWS

Made 15: *Jerian Grant, Notre Dame, 3/14/15 in Greensboro
Made more than 15: 17 by Zabian Dowdell, Virginia Tech, 2/13/07
Attempted more than 15: 16 by Trey McGowens at Pitt, 1/5/19
10x10: Tre Jones at Duke, 3/7/20
Better than 10x10: ^12x12 by Tyler Dorsey, Oregon, 4/1/17 in Phoenix
100 percent (min. 10): 100.0 (10x10) by Wake Forest, 2/15/11
100 percent (min. 30): 100.0 (32x32) at Wake Forest, 1/15/05
At least 95 percent, 20 or more attempts: 96.3 (26x27) at Florida State, 1/16/21
At least 85 percent, 30 or more attempts: 87.9 (29x33) at Duke, 3/7/20
Under 30 percent: 27.3 (3x11) by NC State, 1/8/17
Under 40 percent: 30.8 (4x13) by Louisville, 2/22/17
Under 50 percent and won: ^47.1 (8x17) by Auburn, 3/29/19 in Kansas City, Mo.
Made 30 or more: *33 by Duke, 3/10/17 in Brooklyn
Made less than five: ^3 by Marquette, 3/17/22 in Fort Worth, Texas
Attempted 40 or more: 44 at Louisville, 1/31/15 (made 27)
Attempted fewer than five: 4 by Virginia, 1/8/22
Missed 20 or more: *20 (21x41) by Pitt, 3/14/14 in Greensboro
Only one player attempted: Jordan Taylor, Wisconsin (3x6), 11/30/11
Made more free throws than field goals: UNCW, 11/7/22 (17 FG, 18 FT)
Made five or fewer and won: 4 by Tennessee, 11/21/21 in Uncasville, Conn.

OPPONENTS REBOUNDS

10 by a guard: ^12 by Christian Braun, Kansas, 4/4/22 in New Orleans
16: Charles Bediako, Alabama, 11/27/22 in Portland, Ore. (4 OT)
17: T.J. Bickerstaff, Boston College, 1/26/22
19: John Mooney, Notre Dame, 1/15/19
20 or more: *21 by Talib Zanna, Pitt, 3/14/14 in Greensboro
10 offensive: 10 by Kerry Blackshear, Virginia Tech, 1/21/19
Two players with 15 or more: 15 by Damion James and 15 by Dexter Pittman, Texas, 12/19/09 in Arlington, Texas
Three players in double-figures: ^Joey Lynch-Flohr (11), Artsiom Parakhouski (10) and Eric Hall (10), Radford, 3/19/09 in Greensboro
50 rebounds: 58 by Alabama, 11/27/22 in Portland, Ore. (4 OT)
60 rebounds: 60 by Texas, 12/19/09 in Arlington, Texas
Less than 20 rebounds: ^15 by Notre Dame, 3/27/16 in Philadelphia
25 offensive rebounds: 29 by Butler, 11/26/14 in the Bahamas
20 second-chance points: 21 at Iowa, 12/8/20
One offensive rebound: at Notre Dame, 1/5/22
Zero second-chance points: Furman, 12/14/21
Outrebounded UNC by 15 or more: 16 (24-40) by Duke, 2/5/22
More offensive rebounds than UNC had defensive: Butler in The Bahamas, 11/26/14 (Butler 29 offensive, UNC 26 defensive)

OPPONENTS DOUBLE-DOUBLES

20 points/15 rebounds: 21/15 by Marvin Bagley III at Duke, 3/3/18
30 points/10 rebounds: 31/10 by Jake LaRivia at Wake Forest, 1/22/22
Points & rebounds w/5 or more assists: 22/10/6 by Jaden Ivy, Purdue, 11/20/21 in Uncasville, Conn.
Pts/Reb w/7 or more assists: 17/10/7 by Dwayne Sutton, Louisville, 1/12/19
Pts/Reb w/5 or more blocks: 23/11/5 by Quincy Guerrier, Syracuse, 1/12/21
Three players: Lorenzo Brown (12 pts/12 assists), Richard Howell (13 pts/17 reb) and TJ Warren (10 pts, 10 reb), NC State, 2/23/13
Player had three in one season: Marvin Bagley III, Duke, 2018

OPPONENTS TRIPLE DOUBLE

Greivis Vasquez at Maryland, 2/21/09 (35 pts/11 reb/10 assists) (first in ACC game)

OPPONENTS ASSISTS

10: ^Tyler Kolek, Marquette, 3/17/22 in Fort Worth, Texas
11: by Tre Jones at Duke, 3/7/20
12: by Melo Trimble, Maryland, 12/1/15
13: *by Luke Loucks, Florida State, 3/11/12 in Atlanta
15 or more: 17 by Kenny Anderson at Georgia Tech, 2/1/90
10 or more assists and no turnovers: Cameron Wright (10 assists) at Pitt, 2/14/15
30 or more: 30 at Pitt, 2/14/15
Fewer than 5: 3 by UNCW, 11/7/22
Assists on 80% of its field goals: 84.2% at Virginia, 2/13/21 (16 assists on 19 FGs)

OPPONENTS TURNOVERS

7: Femi Odukale, Pittsburgh, 2/16/22
8: Ky Bowman at Boston College, 1/21/17
10: Evan Turner, Ohio State, 11/19/09 in New York, N.Y.
20 or more and won: 22 by Alabama, 11/27/22 in Portland, Ore. (4 OT)
25: UNCW, 12/5/18
30 or more: 32 by South Carolina State, 11/20/07
Less than 5: ^4 by Duke, 4/2/22 in New Orleans
UNC scored 0 points off oppt. turnovers: at Notre Dame, 2/6/16 (2 turnovers)
UNC scored less than five points off oppt. turnovers: 4 at Indiana, 11/30/22 (8 turnovers)
UNC scored 30 points off oppt. turnovers: 30 at Duke, 2/6/21 (off 15 turnovers)
UNC scored more than 30 points off turnovers: 32 at Wake Forest, 2/16/19 (off 20 turnovers)
UNC scored 35 points off oppt. turnovers: 37 vs. NC State, 1/8/17 (off 26 turnovers)

OPPONENTS BLOCKS

6: ^by KC Ndefo, Saint Peter's, 3/27/22 in Philadelphia
7: by Manny Bates, NC State, 1/23/21
10 or more shots: 10 at Florida State, 2/3/20

OPPONENTS STEALS

5 or more: 5 by Braxton Beverly, NC State, 1/23/21
8: Ashton Hagans, Kentucky, 12/22/18 in Chicago
15 or more: 15 at Syracuse, 3/1/21
20 or more: 20 at Clemson, 1/17/07

OPPONENTS MISCELLANEOUS (UNC scores listed first)

Led the team in scoring, rebounds, assists, blocks: Trayce Jackson-Davis at Indiana, 11/30/22 (21 points, 10 rebounds, 4 assists, 4 blocks)
Led the team in scoring, rebounds, assists, steals: Jake LaRivia at Wake Forest, 1/22/22 (31 points/10 rebounds/4 assists/3 steals)
Led the team in scoring, rebounds, assists, blocks, steals: Amir Simms, Clemson, 1/11/20 (20 points, 8 rebounds, 6 assists, 4 blocks, 3 steals)
Four-point play: *Darius Maddox, Virginia Tech, 3/11/22 in Brooklyn
Hit a game-winning shot with no time left: Wendell Moore, Duke, 2/8/20 (in OT)
Hit a game-winning shot less than a second left: Matt Coleman III, Texas, 12/2/20 in Asheville (0.1 second to play)
Hit a game-winning shot less than five seconds left: Nate Laszewski at Notre Dame, 2/17/20 (3FG with 2.4 seconds to play)
Hit a game-tying shot with no time left in regulation: Tre Jones, Duke, 2/8/20
Hit a shot from other side of halfcourt: Louis Dabney, Tulane, 12/16/15, to end first half
Made winning free throws with less than 30 seconds to play: Boston College's Jared Hamilton made two of three FTs with 17 seconds to play, BC won 70-71, 2/1/20
Trailed at the half and won: Iowa State, 11/25/22 in Portland, Ore.
Trailed by 10 or more with less than four minutes to play and won: Duke, 2/8/20 (Duke trailed 77-64 with 3:55 to play, won 96-98 in OT)
Trailed by 10 or more with less than two minutes to play and won: Clemson, 1/11/20 (Clemson trailed 68-58 with 1:56 to play, won 76-79 in overtime)
Trailed by more than 15 and won: ^16 by Kansas, 4/4/22 in New Orleans (KU trailed 38-22, won 69-72)
Trailed by 20 or more and won: 24 at Florida State, 1/22/04 (FSU trailed 42-18 in first half, won 81-90 in overtime)
Trailed by 20 and took the lead: at Virginia Tech, 1/24/16 (UNC led 36-16; VT took a 59-61 lead but UNC won 75-70)
Trailed by 25 and forced overtime: ^UNC led Baylor, 67-42, with 10:09 to play; game went to overtime tied at 80 and UNC won, 93-86, 3/19/22 in Fort Worth, Texas
Led Carolina by 20 or more at halftime in Chapel Hill: 20 by Georgia Tech (27-47), 1/4/20
Led Carolina by 25 or more at halftime: 27 at Miami (22-49), 1/18/22
Led Carolina by 35 or more: 35 by Kentucky (63-98), 12/18/21 in Las Vegas
Led Carolina by more than 35: 36 at Duke (37-73), 3/6/10
Scored more than 15 straight: 17-0 run at Louisville, 2/22/20
Scored 19 straight: 19-0 run by Michigan, 11/28/19 in The Bahamas

Scored first 10 points: UNLV led 0-13, 11/30/20 in Asheville (UNC won, 78-51)
Scored first 14 points: *Miami led 0-14 in Brooklyn, 3/8/18 (UNC won, 82-65)
Outscored UNC by more than 20 in a half: 27 at Miami, 1/18/22 (22-49, 1st half)
Outscored UNC by more than 20 in a half in Chapel Hill: 23 by Ohio State, 12/4/19 (22-45, 2nd half)
30 fastbreak points: at Wake Forest, 1/22/22
Zero fastbreak points: Syracuse, 2/28/22
Committed 30 fouls: Kentucky, 12/19/20 in Cleveland
Played 50 minutes: 55:03 by Mark Sears, Alabama, 11/27/22 in Portland, Ore. (4 OT)

* ACC Tournament, ^ NCAA Tournament

2022-23 BOX SCORES: GAMES 1-4



UNCW vs North Carolina 11/07/22 9:00 pm at Chapel Hill, NC

1

UNCW 56 • 0-1,0-0 CAA

| ## | Player | Total | | | 3-Ptr | | | Rebounds | | | PF | TP | A | TO | Blk | Stl | Min |
|----|----------------------|-------|--------------|-------------|--------------|-----------|-----------|-----------|-----------|-----------|----------|-----------|----------|----------|------------|-----|-----|
| | | FG | FGA | FT | FTA | FG | FGA | FT | FTA | Off | | | | | | | |
| 13 | Trazarian White | f | 5-16 | 1-4 | 8-9 | 2 | 5 | 7 | 2 | 19 | 0 | 3 | 0 | 2 | 32 | | |
| 23 | Amari Kelly | f | 1-1 | 0-0 | 1-2 | 3 | 1 | 4 | 5 | 3 | 0 | 2 | 0 | 0 | 9 | | |
| 03 | Maleeck Harden-Hayes | g | 2-4 | 0-0 | 2-2 | 3 | 1 | 4 | 5 | 6 | 0 | 2 | 0 | 0 | 19 | | |
| 20 | Shykeem Phillips | g | 4-13 | 1-1 | 2-2 | 0 | 3 | 3 | 3 | 11 | 1 | 0 | 0 | 1 | 28 | | |
| 55 | Donovan Newby | g | 2-10 | 1-6 | 5-7 | 0 | 3 | 3 | 3 | 10 | 1 | 1 | 0 | 2 | 34 | | |
| 00 | Jamarii Thomas | | 0-5 | 0-1 | 0-2 | 0 | 3 | 3 | 2 | 0 | 0 | 0 | 0 | 0 | 15 | | |
| 01 | Eric Van Der Heijden | | 1-3 | 1-3 | 0-0 | 2 | 1 | 3 | 0 | 3 | 0 | 1 | 0 | 0 | 19 | | |
| 10 | Jamahri Harvey | | 0-3 | 0-1 | 0-0 | 0 | 0 | 0 | 0 | 0 | 0 | 1 | 0 | 0 | 13 | | |
| 12 | Victor Enoch | | 2-3 | 0-0 | 0-0 | 5 | 2 | 7 | 4 | 4 | 0 | 0 | 0 | 0 | 28 | | |
| 21 | Khamari McGriff | | 0-0 | 0-0 | 0-0 | 1 | 1 | 2 | 0 | 0 | 1 | 1 | 0 | 0 | 3 | | |
| | Team | | | | | 0 | 1 | 1 | | | | | | | | | |
| | Totals | | 17-58 | 4-16 | 18-24 | 16 | 21 | 37 | 24 | 56 | 3 | 11 | 1 | 6 | 200 | | |

FG % 1st Half: 9-25 36.0% 2nd half: 8-33 24.2% Game: 17-58 29.3%
 3FG % 1st Half: 1-5 20.0% 2nd half: 3-11 27.3% Game: 4-16 25.0%
 FT % 1st Half: 2-4 50.0% 2nd half: 16-20 80.0% Game: 18-24 75.0%

North Carolina 69 • 1-0,0-0 ACC

| ## | Player | Total | | | 3-Ptr | | | Rebounds | | | PF | TP | A | TO | Blk | Stl | Min |
|----|----------------|-------|--------------|-------------|--------------|----------|-----------|-----------|-----------|-----------|----------|----------|----------|----------|------------|-----|-----|
| | | FG | FGA | FT | FTA | FG | FGA | FT | FTA | Off | | | | | | | |
| 05 | Armando Bacot | f | 5-10 | 0-0 | 6-11 | 4 | 5 | 9 | 4 | 16 | 1 | 2 | 1 | 0 | 28 | | |
| 32 | Pete Nance | f | 1-3 | 0-1 | 4-4 | 1 | 2 | 3 | 6 | 2 | 1 | 1 | 0 | 34 | | | |
| 01 | Leaky Black | g | 2-7 | 0-1 | 3-3 | 0 | 7 | 7 | 1 | 7 | 0 | 2 | 1 | 2 | 29 | | |
| 02 | Caleb Love | g | 6-12 | 1-4 | 4-5 | 1 | 2 | 3 | 2 | 17 | 0 | 2 | 0 | 2 | 34 | | |
| 04 | RJ Davis | g | 6-11 | 1-3 | 4-4 | 0 | 4 | 4 | 2 | 17 | 1 | 1 | 0 | 1 | 37 | | |
| 00 | Seth Trimble | | 1-3 | 0-0 | 2-3 | 0 | 0 | 0 | 3 | 4 | 0 | 0 | 1 | 0 | 15 | | |
| 03 | Dontrez Styles | | 0-0 | 0-0 | 0-0 | 0 | 2 | 2 | 0 | 0 | 0 | 0 | 0 | 0 | 3 | | |
| 11 | D'Marco Dunn | | 1-2 | 0-1 | 0-0 | 0 | 1 | 1 | 2 | 2 | 0 | 0 | 1 | 0 | 14 | | |
| 24 | Tyler Nickel | | 0-0 | 0-0 | 0-0 | 0 | 0 | 0 | 1 | 0 | 0 | 0 | 1 | 0 | 6 | | |
| | Team | | | | | 1 | 2 | 3 | | | | | | | | | |
| | Totals | | 22-48 | 2-10 | 23-30 | 7 | 25 | 32 | 18 | 69 | 4 | 9 | 6 | 5 | 200 | | |

FG % 1st Half: 9-24 37.5% 2nd half: 13-24 54.2% Game: 22-48 45.8%
 3FG % 1st Half: 2-7 28.6% 2nd half: 0-3 0.0% Game: 2-10 20.0%
 FT % 1st Half: 12-14 85.7% 2nd half: 11-16 68.8% Game: 23-30 76.7%

Officials: JD Ralls, Sean Hull, Ted Valentine
 Technical fouls: UNCW-None. North Carolina-None.

Attendance: 19744

2022-23 Men's Basketball. Round: 0. North Carolina vs UNCW. Played at Smith Ce

Col. of Charleston vs North Carolina 11/11/22 7:00 pm at Chapel Hill, NC

2

Col. of Charleston 86 • 1-1,0-0 CAA

| ## | Player | Total | | | 3-Ptr | | | Rebounds | | | PF | TP | A | TO | Blk | Stl | Min |
|----|------------------|-------|--------------|-------------|------------|-----------|-----------|-----------|-----------|-----------|-----------|-----------|----------|----------|------------|-----|-----|
| | | FG | FGA | FT | FTA | FG | FGA | FT | FTA | Off | | | | | | | |
| 42 | Charles Lampten | f | 1-3 | 0-0 | 0-0 | 3 | 1 | 4 | 4 | 2 | 0 | 2 | 0 | 0 | 0 | 6 | |
| 02 | Reyne Smith | g | 1-4 | 1-4 | 0-0 | 0 | 1 | 1 | 1 | 3 | 0 | 0 | 0 | 0 | 18 | | |
| 03 | Dalton Bolon | g | 7-14 | 2-6 | 0-0 | 0 | 1 | 1 | 3 | 16 | 0 | 1 | 0 | 1 | 24 | | |
| 11 | Ryan Larson | g | 2-9 | 0-3 | 0-0 | 2 | 1 | 3 | 1 | 4 | 2 | 4 | 0 | 1 | 26 | | |
| 21 | Jaylon Scott | g | 3-5 | 0-0 | 0-0 | 0 | 6 | 6 | 3 | 6 | 7 | 1 | 0 | 0 | 30 | | |
| 05 | Raekwon Horton | | 3-6 | 0-1 | 4-4 | 1 | 4 | 5 | 3 | 10 | 0 | 2 | 0 | 1 | 24 | | |
| 10 | Ante Brzovic | | 6-8 | 3-5 | 0-0 | 0 | 0 | 0 | 4 | 15 | 0 | 2 | 1 | 0 | 15 | | |
| 15 | Pat Robinson III | | 6-11 | 1-2 | 1-2 | 1 | 1 | 2 | 2 | 14 | 1 | 1 | 0 | 1 | 19 | | |
| 25 | Ben Burnham | | 4-6 | 1-1 | 0-1 | 1 | 2 | 3 | 3 | 9 | 0 | 1 | 0 | 0 | 21 | | |
| 35 | Babacar Faye | | 3-7 | 0-2 | 1-2 | 5 | 3 | 8 | 2 | 7 | 0 | 0 | 0 | 1 | 17 | | |
| | Team | | | | | 2 | 0 | 2 | | | | | | | | | |
| | Totals | | 36-73 | 8-24 | 6-9 | 15 | 20 | 35 | 26 | 86 | 10 | 14 | 1 | 5 | 200 | | |

FG % 1st Half: 21-40 52.5% 2nd half: 15-33 45.5% Game: 36-73 49.3%
 3FG % 1st Half: 6-14 42.9% 2nd half: 2-10 20.0% Game: 8-24 33.3%
 FT % 1st Half: 2-2 100.0% 2nd half: 4-7 57.1% Game: 6-9 66.7%

North Carolina 102 • 2-0,0-0 ACC

| ## | Player | Total | | | 3-Ptr | | | Rebounds | | | PF | TP | A | TO | Blk | Stl | Min |
|----|----------------|-------|--------------|-------------|--------------|----------|-----------|-----------|-----------|------------|-----------|----------|----------|----------|------------|-----|-----|
| | | FG | FGA | FT | FTA | FG | FGA | FT | FTA | Off | | | | | | | |
| 05 | Armando Bacot | f | 10-13 | 0-0 | 8-12 | 2 | 4 | 6 | 2 | 28 | 1 | 3 | 2 | 3 | 34 | | |
| 32 | Pete Nance | f | 2-5 | 0-2 | 3-4 | 1 | 0 | 1 | 0 | 7 | 3 | 0 | 3 | 0 | 33 | | |
| 01 | Leaky Black | g | 6-6 | 2-2 | 1-3 | 0 | 5 | 5 | 0 | 15 | 0 | 0 | 1 | 1 | 28 | | |
| 02 | Caleb Love | g | 8-17 | 1-9 | 8-11 | 1 | 8 | 9 | 2 | 25 | 5 | 1 | 1 | 2 | 38 | | |
| 04 | RJ Davis | g | 4-8 | 1-4 | 2-2 | 1 | 2 | 3 | 11 | 5 | 3 | 1 | 0 | 35 | | | |
| 00 | Seth Trimble | | 2-2 | 0-0 | 0-0 | 0 | 0 | 0 | 3 | 4 | 0 | 0 | 0 | 0 | 11 | | |
| 03 | Dontrez Styles | | 0-1 | 0-0 | 0-0 | 1 | 1 | 2 | 1 | 0 | 0 | 0 | 0 | 0 | 5 | | |
| 11 | D'Marco Dunn | | 2-3 | 0-1 | 0-0 | 1 | 0 | 1 | 1 | 4 | 0 | 0 | 0 | 0 | 8 | | |
| 24 | Tyler Nickel | | 1-3 | 1-2 | 5-6 | 1 | 0 | 1 | 2 | 8 | 2 | 0 | 0 | 0 | 8 | | |
| | Team | | | | | 0 | 4 | 4 | | | | | | | | | |
| | Totals | | 35-58 | 5-20 | 27-38 | 8 | 24 | 32 | 14 | 102 | 16 | 8 | 8 | 6 | 200 | | |

FG % 1st Half: 15-30 50.0% 2nd half: 20-28 71.4% Game: 35-58 60.3%
 3FG % 1st Half: 4-13 30.8% 2nd half: 1-7 14.3% Game: 5-20 25.0%
 FT % 1st Half: 9-15 60.0% 2nd half: 18-23 78.3% Game: 27-38 71.1%

Officials: Jemel Spearman, John Gaffney, Roger Ayers

Technical fouls: Col. of Charleston-Raekwon Horton. North Carolina-None.

Attendance: 17892

2022-23 Men's Basketball. Round: 0. Col. of Charleston vs North Carolina. Play

| Score by periods | 1st | 2nd | Total |
|--------------------|-----|-----|-------|
| Col. of Charleston | 50 | 36 | 86 |
| North Carolina | 43 | 59 | 102 |

Official Basketball Box Score - Final Gardner-Webb vs North Carolina 11/15/22 Smith Center, Chapel Hill

3

Gardner-Webb - 66 • 0-3

| ## | Player | Total | | | 3-Ptr | | | Rebounds | | | PF | TP | A | TO | Blk | Stl | Min |
|----|-----------------|-------|--------------|-------------|-------------|----------|-----------|-----------|-----------|-----------|-----------|-----------|----------|----------|---------------|-------|-----|
| | | FG | FGA | FT | FTA | FG | FGA | FT | FTA | Off | | | | | | | |
| 14 | Kareem Reid | F | 5-10 | 0-0 | 0-0 | 1 | 4 | 5 | 10 | 0 | 0 | 1 | 0 | 1 | 0 | 14:38 | |
| 24 | Ludovic Dufael | F | 2-5 | 0-3 | 0-0 | 0 | 1 | 1 | 3 | 4 | 0 | 0 | 1 | 0 | 0 | 28:40 | |
| 3 | Quest Aldridge | G | 2-6 | 1-3 | 0-0 | 0 | 3 | 3 | 2 | 5 | 1 | 4 | 0 | 0 | 0 | 18:59 | |
| 4 | DQ Nicholas | G | 2-9 | 1-2 | 2-3 | 0 | 6 | 6 | 7 | 4 | 4 | 0 | 0 | 0 | 0 | 26:01 | |
| 23 | Anthony Seiden | G | 7-12 | 2-3 | 5-5 | 1 | 3 | 4 | 1 | 21 | 1 | 1 | 1 | 2 | 27:44 | | |
| 1 | Julien Soumaoro | G | 7-11 | 3-6 | 0-0 | 0 | 3 | 3 | 2 | 17 | 1 | 3 | 0 | 1 | 27:20 | | |
| 5 | Ademide Badmus | G | 0-3 | 0-0 | 0-2 | 3 | 3 | 6 | 1 | 0 | 6 | 0 | 1 | 1 | 12:40 | | |
| 13 | Lucas Stieber | G | 0-3 | 0-2 | 0-0 | 0 | 2 | 2 | 1 | 0 | 6 | 0 | 1 | 1 | 27:47 | | |
| 0 | Caleb Robinson | | 1-4 | 0-0 | 0-0 | 0 | 4 | 4 | 1 | 2 | 0 | 1 | 0 | 1 | 11:53 | | |
| 11 | Leon Williams | | 0-1 | 0-1 | 0-0 | 0 | 1 | 1 | 0 | 0 | 0 | 0 | 0 | 0 | 04:28 | | |
| | Team | | | | | 3 | 0 | 3 | | | | | | | | | |
| | Totals | | 26-63 | 7-20 | 7-10 | 8 | 30 | 38 | 19 | 66 | 13 | 11 | 4 | 7 | 200:00 | | |

FG % 1st: 10-33 30.3% 2nd: 16-30 53.3% Game: 26-63 41.3%
 3PT % 1st: 0-7 0.0% 2nd: 7-13 53.8% Game: 7-20 35.0%
 FT % 1st: 2-2 100.0% 2nd: 5-8 62.5% Game: 7-10 70.0%

North Carolina - 72 • 3-0

| ## | Player | Total | | | 3-Ptr | | | Rebounds | | | PF | TP | A | TO | Blk | Stl | Min |
|----|---------------|-------|------|-----|-------|----|-----|----------|-----|-----|----|----|---|----|-------|-----|-----|
| | | FG | FGA | FT | FTA | FG | FGA | FT | FTA | Off | | | | | | | |
| 5 | Armando Bacot | F | 2-9 | 0-0 | 6-7 | 2 | 7 | 9 | 2 | 10 | 0 | 3 | 2 | 1 | 36:04 | | |
| 32 | Pete Nance | F | 6-9 | 3-5 | 3-3 | 0 | 5 | 5 | 18 | 1 | 2 | 3 | 0 | 0 | 26:20 | | |
| 1 | Leaky Black | G | 3-6 | 1-4 | 0-0 | 0 | 4 | 4 | 3 | 7 | 0 | 1 | 1 | 0 | 27:26 | | |
| 2 | Caleb Love | G | 7-17 | 2-8 | 4-5 | 1 | 4 | 5 | 1 | 20 | 4 | 2 | 1 | 0 | 35:48 | | |
| 4 | RJ Davis | G | 4-13 | 2-6 | 4-4 | 2 | 8 | 10 | 2 | 14 | 3 | 2 | 0 | 3 | 34:50 | | |
| 0 | Seth Trimble | | 1-3 | 0-0 | 1-2 | 0 | 1 | 1 | 1 | 3 | 0 | 0 | 0 | 0 | 15:26 | | |
| 24 | Tyler Nickel | | 0-1 | 0-1 | 0-0 | 1 | 0 | | | | | | | | | | |

2022-23 BOX SCORES: GAMES 5-8



North Carolina vs Portland 11/24/22 10:00 am at Portland, OR

5

North Carolina 89 • 5-0,0-0 ACC

| # | Player | Total | | | 3-Ptr | | | Rebounds | | | PF | TP | A | TO | Blk | Stl | Min |
|--------|---------------|--------|--------|--------|--------|--------|--------|----------|-----|-----|----|----|---|----|-----|-----|-----|
| | | FG-FGA | FG-FGA | FT-FTA | FG-FGA | FG-FGA | FT-FTA | Off | Def | Tot | | | | | | | |
| 05 | Armando Bacot | f | 4-6 | 0-1 | 3-8 | 6 | 7 | 13 | 4 | 11 | 2 | 4 | 0 | 0 | 0 | 33 | |
| 32 | Pete Nance | f | 8-13 | 5-8 | 7-9 | 1 | 6 | 7 | 3 | 28 | 2 | 1 | 0 | 0 | 1 | 35 | |
| 01 | Leaky Black | g | 4-7 | 1-3 | 2-4 | 1 | 8 | 9 | 3 | 11 | 3 | 3 | 0 | 1 | 34 | | |
| 02 | Caleb Love | g | 10-15 | 3-4 | 0-1 | 0 | 3 | 3 | 2 | 23 | 4 | 2 | 1 | 3 | 38 | | |
| 04 | RJ Davis | g | 4-11 | 1-3 | 4-4 | 0 | 3 | 3 | 1 | 13 | 5 | 1 | 0 | 0 | 32 | | |
| 00 | Seth Trimble | g | 0-0 | 0-0 | 0-0 | 0 | 0 | 0 | 1 | 0 | 1 | 1 | 0 | 0 | 5 | | |
| 11 | D'Marco Dunn | g | 1-4 | 1-2 | 0-0 | 0 | 0 | 0 | 1 | 3 | 0 | 0 | 0 | 0 | 11 | | |
| 14 | Puff Johnson | g | 0-1 | 0-0 | 0-0 | 0 | 0 | 0 | 0 | 0 | 0 | 0 | 0 | 0 | 9 | | |
| 22 | Justin McKoy | g | 0-0 | 0-0 | 0-0 | 0 | 0 | 0 | 0 | 0 | 0 | 0 | 0 | 0 | 1 | | |
| 24 | Tyler Nickel | g | 0-1 | 0-1 | 0-0 | 1 | 0 | 1 | 0 | 0 | 0 | 1 | 0 | 0 | 2 | | |
| Team | | | | | | 3 | 0 | 3 | | | | | | | | | |
| Totals | | | 31-58 | 11-22 | 16-26 | 12 | 27 | 39 | 15 | 89 | 17 | 13 | 1 | 4 | 200 | | |

FG % 1st Half: 16-30 53.3% 2nd half: 15-28 53.6% Game: 31-58 53.4% Deadball Rebounds 6
 3FG % 1st Half: 6-13 46.2% 2nd half: 5-9 55.6% Game: 11-22 50.0%
 FT % 1st Half: 2-4 50.0% 2nd half: 14-22 63.6% Game: 16-26 61.5%

Portland 81 • 4-3,0-0 WCC

| # | Player | Total | | | 3-Ptr | | | Rebounds | | | PF | TP | A | TO | Blk | Stl | Min |
|--------|----------------------|--------|--------|--------|--------|--------|--------|----------|-----|-----|----|----|---|----|-----|-----|-----|
| | | FG-FGA | FG-FGA | FT-FTA | FG-FGA | FG-FGA | FT-FTA | Off | Def | Tot | | | | | | | |
| 01 | Moses Wood | f | 7-14 | 4-9 | 3-4 | 0 | 3 | 3 | 3 | 21 | 1 | 2 | 0 | 0 | 34 | | |
| 12 | Kristian Sjolund | f | 3-6 | 2-5 | 1-1 | 0 | 1 | 1 | 1 | 9 | 1 | 0 | 1 | 0 | 16 | | |
| 44 | Joey St. Pierre | c | 4-5 | 0-0 | 0-0 | 1 | 2 | 3 | 5 | 8 | 1 | 0 | 1 | 1 | 24 | | |
| 02 | Tyler Robertson | g | 4-12 | 3-7 | 2-2 | 0 | 1 | 1 | 3 | 13 | 7 | 2 | 0 | 2 | 37 | | |
| 11 | Jack Perry | g | 1-4 | 1-4 | 2-2 | 0 | 4 | 4 | 3 | 5 | 6 | 1 | 0 | 2 | 28 | | |
| 03 | Alden Applewhite | g | 5-8 | 1-2 | 3-3 | 0 | 1 | 1 | 2 | 14 | 2 | 1 | 0 | 1 | 15 | | |
| 04 | Juan Sebastian Goros | g | 1-6 | 1-5 | 0-0 | 0 | 1 | 1 | 3 | 3 | 2 | 1 | 0 | 1 | 18 | | |
| 15 | Chika Nduka | g | 3-3 | 0-0 | 2-3 | 1 | 5 | 6 | 3 | 8 | 2 | 3 | 0 | 3 | 25 | | |
| 23 | Vasilije Vucinic | g | 0-0 | 0-0 | 0-0 | 0 | 0 | 0 | 0 | 0 | 0 | 1 | 0 | 0 | 3 | | |
| Team | | | | | | 3 | 0 | 3 | | | | | | | | | |
| Totals | | | 28-58 | 12-32 | 13-15 | 5 | 18 | 23 | 23 | 81 | 22 | 12 | 1 | 10 | 200 | | |

FG % 1st Half: 13-25 52.0% 2nd half: 15-33 45.5% Game: 28-58 48.3% Deadball Rebounds 0,1
 3FG % 1st Half: 7-16 43.8% 2nd half: 5-16 31.3% Game: 12-32 37.5%
 FT % 1st Half: 5-6 83.3% 2nd half: 8-9 88.9% Game: 13-15 86.7%

Officials: Scott Brown,Darron George,Earl Walton
 Technical fouls: North Carolina-None. Portland-None.
 Attendance: 2022-23 Men's Basketball. Round: 0. North Carolina vs Portland. Played at Moda

| Score by periods | 1st | 2nd | Total |
|------------------|-----|-----|-------|
| North Carolina | 40 | 49 | 89 |
| Portland | 38 | 43 | 81 |

North Carolina vs Iowa St. 11/25/22 2:30 pm at Portland, OR

6

North Carolina 65 • 5-1,0-0 ACC

| # | Player | Total | | | 3-Ptr | | | Rebounds | | | PF | TP | A | TO | Blk | Stl | Min |
|--------|---------------|--------|--------|--------|--------|--------|--------|----------|-----|-----|----|----|---|----|-----|-----|-----|
| | | FG-FGA | FG-FGA | FT-FTA | FG-FGA | FG-FGA | FT-FTA | Off | Def | Tot | | | | | | | |
| 05 | Armando Bacot | f | 5-6 | 0-0 | 3-5 | 3 | 6 | 9 | 4 | 13 | 2 | 5 | 2 | 1 | 37 | | |
| 32 | Pete Nance | f | 3-6 | 1-3 | 2-4 | 1 | 7 | 8 | 3 | 9 | 3 | 2 | 0 | 1 | 31 | | |
| 01 | Leaky Black | g | 2-4 | 0-0 | 2-2 | 3 | 2 | 5 | 2 | 6 | 2 | 1 | 0 | 1 | 31 | | |
| 02 | Caleb Love | g | 4-14 | 1-7 | 3-4 | 0 | 0 | 0 | 2 | 12 | 3 | 3 | 0 | 1 | 37 | | |
| 04 | RJ Davis | g | 5-14 | 1-7 | 4-4 | 1 | 2 | 3 | 3 | 15 | 1 | 2 | 0 | 1 | 32 | | |
| 00 | Seth Trimble | g | 0-1 | 0-0 | 2-2 | 0 | 1 | 1 | 1 | 2 | 0 | 1 | 0 | 0 | 13 | | |
| 11 | D'Marco Dunn | g | 1-1 | 0-0 | 0-0 | 0 | 0 | 0 | 2 | 2 | 0 | 0 | 0 | 0 | 7 | | |
| 14 | Puff Johnson | g | 2-4 | 0-1 | 2-4 | 2 | 3 | 5 | 2 | 6 | 1 | 0 | 0 | 2 | 12 | | |
| Team | | | | | | 2 | 3 | 5 | | | | | | | | | |
| Totals | | | 22-50 | 3-18 | 18-25 | 12 | 24 | 36 | 19 | 65 | 12 | 14 | 2 | 7 | 200 | | |

FG % 1st Half: 14-28 50.0% 2nd half: 8-22 36.4% Game: 22-50 44.0% Deadball Rebounds 4
 3FG % 1st Half: 2-10 20.0% 2nd half: 1-8 12.5% Game: 3-18 16.7%
 FT % 1st Half: 4-5 80.0% 2nd half: 14-20 70.0% Game: 18-25 72.0%

Iowa St. 70 • 5-0,0-0 Big 12

| # | Player | Total | | | 3-Ptr | | | Rebounds | | | PF | TP | A | TO | Blk | Stl | Min |
|--------|-----------------|--------|--------|--------|--------|--------|--------|----------|-----|-----|----|----|---|----|-----|-----|-----|
| | | FG-FGA | FG-FGA | FT-FTA | FG-FGA | FG-FGA | FT-FTA | Off | Def | Tot | | | | | | | |
| 05 | Aljaz Kunc | f | 0-3 | 0-2 | 0-0 | 2 | 4 | 6 | 3 | 0 | 1 | 0 | 0 | 0 | 33 | | |
| 21 | Osunniyi | c | 0-1 | 0-0 | 2-2 | 1 | 3 | 4 | 3 | 2 | 2 | 2 | 0 | 0 | 15 | | |
| 02 | Caleb Grill | g | 11-15 | 7-11 | 2-2 | 0 | 2 | 2 | 2 | 31 | 1 | 0 | 1 | 0 | 38 | | |
| 03 | Tamin Lipsey | g | 1-3 | 0-0 | 0-0 | 1 | 0 | 1 | 2 | 2 | 6 | 2 | 0 | 1 | 28 | | |
| 13 | Jaren Holmes | g | 8-17 | 2-4 | 4-6 | 0 | 4 | 4 | 4 | 22 | 3 | 2 | 0 | 2 | 29 | | |
| 04 | Demarion Watson | g | 0-0 | 0-0 | 0-0 | 0 | 0 | 0 | 0 | 0 | 0 | 1 | 0 | 0 | 2 | | |
| 12 | Robert Jones | g | 5-11 | 0-0 | 0-1 | 1 | 1 | 2 | 4 | 10 | 3 | 1 | 1 | 0 | 20 | | |
| 22 | Gabe Kalscheur | g | 0-5 | 0-3 | 3-4 | 1 | 2 | 4 | 3 | 1 | 2 | 0 | 3 | 23 | | | |
| 24 | Hason Ward | g | 0-2 | 0-0 | 0-0 | 2 | 2 | 4 | 1 | 0 | 0 | 0 | 0 | 2 | 12 | | |
| Team | | | | | | 2 | 2 | 4 | | | | | | | | | |
| Totals | | | 25-57 | 9-20 | 11-15 | 10 | 19 | 29 | 23 | 70 | 17 | 10 | 2 | 8 | 200 | | |

FG % 1st Half: 12-30 40.0% 2nd half: 13-27 48.1% Game: 25-57 43.9% Deadball Rebounds 2
 3FG % 1st Half: 6-13 46.2% 2nd half: 3-7 42.9% Game: 9-20 45.0%
 FT % 1st Half: 2-2 100.0% 2nd half: 9-13 69.2% Game: 11-15 73.3%

Officials: DG Nelson, Lee Cassell, Keith Kimble
 Technical fouls: North Carolina-None. Iowa St.-None.
 Attendance: 4431
 2022-23 Men's Basketball. Round: 0. Iowa St. vs North Carolina. Played at Vete

| Score by periods | 1st | 2nd | Total |
|------------------|-----|-----|-------|
| North Carolina | 34 | 31 | 65 |
| Iowa St. | 32 | 38 | 70 |

North Carolina vs Alabama 11/27/22 12:30 pm at Portland, OR

7

North Carolina 101 • 5-2,0-0 ACC

| # | Player | Total | | | 3-Ptr | | | Rebounds | | | PF | TP | A | TO | Blk | Stl | Min |
|--------|----------------|--------|--------|--------|--------|--------|--------|----------|-----|-----|----|----|----|----|-----|-----|-----|
| | | FG-FGA | FG-FGA | FT-FTA | FG-FGA | FG-FGA | FT-FTA | Off | Def | Tot | | | | | | | |
| 05 | Armando Bacot | f | 7-12 | 0-0 | 6-6 | 6 | 4 | 10 | 4 | 20 | 2 | 6 | 3 | 0 | 39 | | |
| 32 | Pete Nance | f | 1-4 | 0-2 | 2-2 | 2 | 5 | 7 | 4 | 4 | 3 | 5 | 3 | 0 | 25 | | |
| 01 | Leaky Black | g | 4-8 | 2-3 | 0-0 | 1 | 7 | 8 | 2 | 10 | 0 | 0 | 3 | 2 | 54 | | |
| 02 | Caleb Love | g | 13-36 | 3-11 | 5-5 | 2 | 7 | 9 | 4 | 34 | 4 | 4 | 0 | 3 | 58 | | |
| 04 | RJ Davis | g | 8-24 | 2-6 | 1-2 | 0 | 9 | 9 | 4 | 19 | 4 | 2 | 0 | 3 | 50 | | |
| 00 | Seth Trimble | g | 0-0 | 0-0 | 0-1 | 0 | 1 | 1 | 0 | 0 | 0 | 0 | 0 | 0 | 7 | | |
| 11 | Dontrez Styles | g | 0-0 | 0-0 | 0-0 | 0 | 0 | 0 | 0 | 0 | 0 | 0 | 0 | 0 | 2 | | |
| 03 | D'Marco Dunn | g | 1-2 | 0-1 | 0-0 | 0 | 0 | 0 | 2 | 2 | 0 | 0 | 0 | 1 | 16 | | |
| 14 | Puff Johnson | g | 4-5 | 0-0 | 2-2 | 2 | 3 | 5 | 3 | 10 | 2 | 1 | 1 | 3 | 48 | | |
| 21 | Will Shaver | g | 0-0 | 0-0 | 2-2 | 0 | 0 | 0 | 0 | 2 | 0 | 0 | 0 | 0 | 0+ | | |
| 22 | Justin McKoy | g | 0-0 | 0-0 | 0-0 | 0 | 0 | 0 | 0 | 0 | 0 | 0 | 0 | 0 | 1 | | |
| Team | | | | | | 4 | 1 | 5 | | | | | | | | | |
| Totals | | | 38-91 | 7-23 | 18-20 | 17 | 37 | 54 | 23 | 101 | 15 | 18 | 10 | 12 | 300 | | |

FG % 1st Half: 11-28 39.3% 2nd half: 18-38 47.4% OT: 9-25 36.0% Game: 38-91 41.8% Deadball Rebounds 1
 3FG % 1st Half: 4-10 40.0% 2nd half: 2-7 28.6% OT: 1-6 16.7% Game: 7-23 30.4%
 FT % 1st Half: 8-9 88.9% 2nd half: 5-5 100.0% OT: 5-6 83.3% Game: 18-20 90.0%

Alabama 103 • 6-1,0-0 SEC

| # | Player | Total | | | 3-Ptr | | | Rebounds | | | PF | TP | A | TO | Blk | Stl | Min |
|----|-----------------|--------|--------|--------|--------|--------|--------|----------|-----|-----|----|----|---|----|-----|-----|-----|
| | | FG-FGA | FG-FGA | FT-FTA | FG-FGA | FG-FGA | FT-FTA | Off | Def | Tot | | | | | | | |
| 15 | Noah Clowney | f | 0-2 | 0-1 | 1-2 | 0 | 3 | 3 | 0 | 1 | 0 | 0 | 1 | 0 | 3 | | |
| 24 | Brandon Miller | f | 4-21 | 2-8 | 4-4 | 3 | 4 | 7 | 4 | 14 | 2 | 3 | 0 | 0 | 48 | | |
| 14 | Charles Bediako | c | 7-9 | 0-0 | 0-2 | 8 | 8 | 16 | 4 | 14 | 2 | 1 | 3 | 2 | 44 | | |
| 01 | Mark Sears | g | 8-13 | 7-11 | 1-2 | 1 | 4 | 5 | 0 | 24 | 5 | 5 | 0 | 1 | 55 | | |
| 25 | Nimari Burnett | g | 1-3 | 0-1 | 1-2 | 0 | 1 | 1 | 4 | 3 | 1 | 1 | 1 | 0 | 14 | | |
| 00 | Jaden Bradley | g | 4-7 | 0-0 | 2-5 | 1 | 2 | 3 | 1 | 10 | 2 | 3 | 0 | 0 | 28 | | |
| 03 | Rylan Griffen | g | 1-2 | 1-1 | 0-0 | 0 | 1 | 1 | 2 | 3 | 0 | 0 | 0 | 0 | 16 | | |
| 04 | Noah Gurley | g | 4-7 | 3-5 | 2-2 | 1 | 5 | 6 | 2 | 13 | 1 | 3 | 1 | 0 | 42 | | |
| 05 | Jahvon Quinerly | g | 8-26 | 3-11 | 2-2 | 0 | 6 | 6 | 3 | 21 | 8 | 5 | 0 | 3 | 44 | | |
| 23 | Nick Pringle | g | 0-0 | 0-0 | 0-0 | 0 | 1 | 1 | 2 | | | | | | | | |

CAROLINA: BY THE NUMBERS



- 1 Carolina has been ranked **No. 1 in the final Associated Press poll** six times, the fourth most in college basketball history (1957, 1982, 1984, 1994, 1998 and 2008).
- 1 **First overall selection** in NBA Drafts (James Worthy 1982 and Brad Daugherty 1986).
- 1 Marvin Williams was the first player to leave college after his freshman season, play in the NBA and **return to college to earn his degree**.
- 2 Hubert Davis is the second individual to **play in a Final Four and be the head coach of the same school in the Final Four** (Dick Harp of Kansas is the other; Harp was also an administrative assistant to Dean Smith when Davis was a freshman at UNC in 1988-89).
- 2 Danny Green and LeBron James are the only two players in NBA history to **start for three different teams that won NBA championships** (Green in 2014 San Antonio, 2019 Toronto and 2020 Los Angeles Lakers).
- 2.3 **Average ACC regular-season finish**, best all-time.
- 3 **Bob Cousy Award** winners (Raymond Felton 2005, Ty Lawson 2008, Kendall Marshall 2012). UNC is the only school with three.
- 3 & 5 Roy Williams won the **third-most games by a Division I coach** in NCAA history (903). Dean Smith is fifth (879).
- 4 Tar Heel players with **NCAA and NBA championships** (James Worthy, Michael Jordan, Danny Green, Justin Jackson).
- 4 **Hubert Davis** is the fourth former Carolina player to be head coach of the Tar Heels (Reynolds Cuthbertson, Monk McDonald, Matt Doherty and Davis).
- 4 Tyler Hansbrough is the only player in ACC history to earn **first-team All-America honors four times**.
- 4 **NBA Draft Lottery** picks in 2005. Carolina was the first school to have four Lottery picks in the same draft.
- 4 Luke Maye, Marcus Paige, Tyler Zeller and Henrik Rodl won **Academic All-ACC honors four times** among the 63 occasions Tar Heels have earned that distinction.
- 5 **Most Outstanding Players in the Final Four** (James Worthy in 1982, Donald Williams in 1993, Sean May in 2005, Wayne Ellington in 2009, Joel Berry II in 2017).
- 5 **NBA Rookies of the Year** (Bob McAdoo, Walter Davis, Phil Ford, Michael Jordan, Vince Carter).
- 6 Tyler Zeller (2011, 2012), Marcus Paige (2015, 2016) and Luke Maye (2018, 2019) have won six **Skip Prosser Awards**, given to the ACC's top scholar-athlete.
- 6 **National Coaches of the Year** (Frank McGuire in 1957, Dean Smith four times, Bill Guthridge in 1998, Matt Doherty in 2001, Roy Williams five times, Hubert Davis 2022).
- 7 **National Championships** (NCAA Tournament titles won in 1957, 1982, 1993, 2005, 2009 and 2017 and the 1924 team that was selected by the Helms Foundation)
- 7 Carolina is 7-0 in games matching the **No. 1 vs. No. 2** teams in the Associated Press poll (most recent, 2005 NCAA final when No. 2 UNC beat No. 1 Illinois).
- 7 James Worthy is one of seven to win **Final Four & NBA Finals MVP honors** w/ Kareem Abdul-Jabbar, Wilt Chamberlain, Magic Johnson, Hakeem Olajuwon, Isiah Thomas and Bill Walton.
- 8 **Retired jerseys/number**: 10 Lennie Rosenbluth, 12 Phil Ford, 20 George Glamack, 23 Michael Jordan, 33 Antawn Jamison, 50 Tyler Hansbrough, 52 James Worthy and Jack Cobb (no number).
- 8 **ACC Player-of-the-Week** awards won by Tyler Hansbrough in 2007-08, most in a season in league history.
- 8 Ty Lawson set the **NCAA championship game record** with eight steals in 2009 vs. Michigan State.
- 9 **NCAA Tournament wins over No. 1 seeds** (including Baylor in 2022), which ties the all-time NCAA Tournament record.
- 9 **ACC Rookies of the Year** (Sam Perkins 1981, Michael Jordan 1982, J.R. Reid 1987, Ed Cota 1997, Joseph Forte 2000, Marvin Williams 2005, Tyler Hansbrough 2006, Brandon Wright 2007, Harrison Barnes 2011)
- 9 **Nine consecutive decades** with at least one appearance in the Final Four (1940s through 2020s) and championship game.
- 10 Seasons ranked **No. 1 in the Associated Press preseason poll**, including 2022-23. That is the most preseason No. 1 rankings all-time.
- 10 **Gold medals** won by Tar Heels in the Summer Olympics, more than any other school.
- 10 **First-team Academic All-Americans**, including Tyler Zeller in 2011 and 2012, when he was the National Academic All-America of the Year, and Marcus Paige in 2016. That's the sixth-most in college basketball history.
- 10 School records (assists, free throw shooting and three-point shooting) held by current assistant coach **Jeff Lebo** when he concluded his Tar Heel playing career in 1989.
- 11 **Final Fours** by Dean Smith, third most all-time.
- 12 **Naismith Basketball Hall of Famers** (Ben Carnevale, Frank McGuire, Larry Brown, Dean Smith, Billy Cunningham, Bob McAdoo, James Worthy, Roy Williams, Michael Jordan, Charlie Scott, Bobby Jones and George Karl).
- 12 **NCAA championship games**, second most all-time.
- 12 **ACC Player of the Week** honors won by Antawn Jamison, which equals the ACC record.
- 13 **National Players of the Year** (Jack Cobb 1926, George Glamack 1940 and 1941, Lennie Rosenbluth 1957, Phil Ford 1978, James Worthy 1982, Michael Jordan 1983 and 1984, Kenny Smith 1987, Jerry Stackhouse 1995, Antawn Jamison 1998, Sean May 2005, Tyler Hansbrough 2008).
- 14 Tar Heels have played in the **Summer Olympics**, including Michael Jordan, who won gold medals in 1984 and 1992.
- 14 **Wins over the No. 1** team in the Associated Press poll, most in college basketball history.
- 15 **ACC Players of the Year** (Lennie Rosenbluth 1957, Pete Brennan 1958, Lee Shaffer 1960, Billy Cunningham 1965, Larry Miller 1967 and 1968, Mitch Kupchak 1976, Phil Ford 1978, Michael Jordan 1984, Antawn Jamison 1998, Joseph Forte 2001, Tyler Hansbrough 2008, Ty Lawson 2009, Tyler Zeller 2012, Justin Jackson 2017).
- 17 **NCAA Tournament No. 1 seeds**, more than any school in college basketball (1979, 1982, 1984, 1987, 1991, 1993, 1994, 1997, 1998, 2005, 2007, 2008, 2009, 2012, 2016, 2017, 2019).

- 17 **Regular-season ACC championships** won by Dean Smith, most by a head coach.
- 18 **ACC Tournament championships**, second most in ACC history.
- 20 Joel Berry II became the first player since UCLA's Bill Walton (in 1972 and 1973) to **score 20 points in consecutive NCAA title games** (20 vs. Villanova in 2016 and 22 vs. Gonzaga in 2017).
- 21 **Final Fours**, most all-time (1946, 1957, 1967, 1968, 1969, 1972, 1977, 1981, 1982, 1991, 1993, 1995, 1997, 1998, 2000, 2005, 2008, 2009, 2016, 2017, 2022).
- 21 Carolina's halftime lead over Michigan State in the 2009 NCAA title game, the **largest halftime margin in NCAA finals** history.
- 22 **NBA-record seasons played** by Vince Carter.
- 23 **Michael Jordan**: six-time NBA champion and NBA Finals MVP, five-time MVP, ESPN's Greatest Athlete of the 20th Century
- 24 **AP poll finishes in the top five**, second most all-time.
- 25 Carolina has **won 25** or more games an NCAA-record 39 times.
- 25 Donald Williams is the last to score **25 points in the national semifinal (1993 vs. Kansas) and championship** game (vs. Michigan).
- 27 **Consensus first-team All-America** seasons, the second most in college basketball history (most recent Justin Jackson in 2017).
- 30 **Sweet 16s**, most in NCAA history (NCAA began calling the regional semifinals Sweet 16s in 1975; UNC has played in 37 regional semifinals, including 2022).
- 31 **Armando Bacot's double-doubles** in 2021-22, an ACC record which tied Navy's David Robinson NCAA single-season record.
- 32 **ACC regular-season championships**, 12 more than any other school.
- 32 The 1956-57 Tar Heels went 32-0 to win the first of UNC's six NCAA championships. The 32 wins ties the **NCAA record for wins in a perfect season** (with Indiana 1975-76).
- 34 Cole Anthony's points in his 2019-20 debut vs. Notre Dame, the **ACC scoring record for a player's first collegiate game**.
- 34 Bill Guthridge, in his first season as head coach after 30 as an assistant to Dean Smith, won 34 games in 1997-98, the **NCAA record for wins by a first-year head coach**.
- 35 **ACC Tournament championship game** appearances, most all-time (35 finals in 68 ACC Tournaments).
- 35 **Consecutive post-season appearances** from 1967-2001, most all-time.
- 36 **NBA championships** won by 18 former Tar Heel players (24 more than any other ACC school).
- 38 **AP poll finishes in the top 10**, second most all-time.
- 39 Tar Heels have earned **first-team All-America** honors 63 times.
- 39 **Regular-season conference championships** (32 ACC, seven Southern), third most all-time.
- 39 Al Wood's points vs. Virginia in 1981 Final Four, the **NCAA record for the national semifinals**.
- 40 **Consecutive double-doubles** by Billy Cunningham, the ACC record and second-longest streak in college basketball history.
- 51 **Seasons ranked in the final AP poll**, second most all-time.
- 52 **NCAA Tournament appearances**, second most all-time.
- 53 **Jerseys of former players that hang in the rafters** of the Dean E. Smith Center. That includes eight players whose jerseys/numbers are retired and 45 that are honored (number may be worn again).
- 54 **First-round NBA Draft picks**, second most all-time.
- 59 **Consecutive home wins** over Clemson before a loss, the longest streak in college basketball history.
- 63.7 Brendan Haywood's **career field goal percentage**, the ACC record.
- 72.8 **NCAA Tournament winning percentage**, second highest all-time.
- 73.4 **Winning percentage**, second highest all-time.
- 79 **First-team All-ACC** selections by 52 Tar Heels. The 79 first-team honors are the most in ACC history.
- 79 **1,000-point scorers**, most in college basketball history.
- 79 **NCAA Tournament wins for Roy Williams**, second-most in college basketball history. Dean Smith is third with 65.
- 84.1 **Home court winning percentage** (1,029-194 all-time home record).
- 105 **ACC Tournament wins**, second most all-time.
- 113 **Weeks ranked No. 1** in the AP poll, the fourth-most all-time.
- 123 **Wins in games played** by Danny Green from 2005-09, most by a Tar Heel.
- 131 **NCAA Tournament wins**, the most in college basketball history. Only four other programs have played in more NCAA Tournament games than UNC has won.
- 133 **Double-figure scoring games** by Tyler Hansbrough, the all-time ACC record
- 152 **ACC record for games** played by Deon Thompson from 2006-10.
- 178 **NCAA Tournament games**, second most all-time.
- 179 Tar Heel **players in the Final Four**, more than any other school in NCAA history.
- 511 Rebounds by **Armando Bacot** in 2021-22, the UNC record and fourth-most in ACC history (most in a season since 1956).
- 730 **ACC regular-season wins**, No. 1 all-time.
- 879 Wins as Carolina's head coach by **Dean Smith**, which set the NCAA record in 1997 and stands as the fifth-most by a Division I coach today.
- 903 **Roy Williams' all-time wins**. He passed Bob Knight on 3/11/21 for the third-most by a Division I coach in college basketball history.
- 935 **Weeks in the AP poll**, second most in college basketball history.
- 982 **NCAA record free throws** made by Tyler Hansbrough.
- 1,000 Ed Cota is the **only player in college basketball history** with 1,000 points, 1,000 assists and 500 rebounds.
- 1976 The United States won **Olympic gold in Montreal** in 1976 led by head coach Dean Smith, assistant coach Bill Guthridge and four Tar Heel players – Walter Davis, Phil Ford, Mitch Kupchak and Tom LaGarde.
- 2,328 **Wins**, the third most in college basketball history.
- 2,872 Tyler Hansbrough's **career scoring total**, the **ACC record**.



CAROLINA IN THE ASSOCIATED PRESS POLL (INCLUDES THE 11/28/22 POLL)

| | |
|---|-------------------------------|
| Total Polls Ranked | 935 (of 1,244) |
| Current Streak of Weeks in AP Poll | 4 |
| Weeks at No. 1 | 113 |
| Weeks at No. 2 | 81 |
| Weeks at No. 3 | 84 |
| Weeks at No. 4 | 87 |
| Weeks at No. 5 | 71 |
| Weeks at No. 6 | 58 |
| Weeks at No. 7 | 52 |
| Weeks at No. 8 | 54 |
| Weeks at No. 9 | 54 |
| Weeks at No. 10 | 35 |
| Top 5 Rankings | 436 |
| Top 10 Rankings | 689 |
| Longest Streak of Weeks Ranked | 172 from 1989-90 to 1999-2000 |
| Most Consecutive Weeks No. 1 | 15 in 1983-84 |
| Seasons Ranked | 66 of 75 |
| Seasons Ranked in the Top 10 | 58 of 75 |
| Seasons in Final Top 10 | 38 of 74 through 2021-22 |

2022-23 WEEKLY POLLS

| | |
|-------------|----|
| Preseason | 1 |
| November 14 | 1 |
| November 21 | 1 |
| November 28 | 18 |

FINAL ASSOCIATED PRESS POLLS (charts researched at collegepollarchive.com)

MOST TIMES RANKED NO. 1 IN THE FINAL AP POLL

| |
|---------------------------|
| 10 – Kentucky |
| 8 – Duke |
| 8 – UCLA |
| 6 – North Carolina |
| 4 – Kansas |

MOST TIMES RANKED IN THE TOP 5 IN THE FINAL AP POLL

| |
|----------------------------|
| 30 – Kentucky |
| 24 – North Carolina |
| 23 – Kansas |
| 18 – UCLA |
| 17 – Duke |

MOST TIMES RANKED IN THE TOP 10 IN THE FINAL AP POLL

| |
|----------------------------|
| 46 – Kentucky |
| 39 – Duke |
| 38 – North Carolina |
| 32 – Kansas |
| 26 – UCLA |

MOST TIMES RANKED IN THE FINAL AP POLL

| |
|----------------------------|
| 54 – Kentucky |
| 51 – North Carolina |
| 50 – Duke |
| 47 – Kansas |
| 42 – UCLA |

ALL ASSOCIATED PRESS POLLS (through 11/28/22 poll)

MOST WEEKS RANKED IN THE AP POLL (OUT OF 1,244 TOTAL POLLS)

| |
|--|
| 943 – Kentucky |
| 935 – North Carolina (75.2 percent) |
| 864 – Duke |
| 824 – Kansas |
| 722 – UCLA |

MOST CONSECUTIVE WEEKS RANKED IN THE AP POLL

| |
|--|
| 172 – 1989-90 to 1999-2000 (No. 4 in college basketball history) |
| 171 – 1972-73 to 1982-83 (No. 5 all-time) |
| 106 – 2013-14 to 2019-20 (No. 16 all-time) |
| 87 – 1984-85 to 1989-90 (No. 25 all-time) |
| 75 – 2005-06 to 2009-10 (No. 32 all-time) |

MOST TIMES RANKED NO. 1 IN ALL AP POLLS

| |
|-----------------------------|
| 145 – Duke |
| 134 – UCLA |
| 125 – Kentucky |
| 113 – North Carolina |
| 73 – Kansas |

THE LAST TIME ... in the AP POLLS

Played as the No. 1 team: lost to Alabama, 101-103, 11/27/22 in Portland, Ore. (4 OT)

Beat No. 1: at Duke, 88-72, 2/20/19

Lost to No. 1: vs. Virginia, 63-71, 3/10/18* in Brooklyn

Unranked UNC beat Top-5: beat No. 4 Baylor, 93-86 (ot) in Fort Worth, 3/19/22^

Unranked UNC beat consecutive Top-5 opponents: beat No. 4 Duke, 94-81, in Durham, 3/5/22; beat No. 4 Baylor, 93-86 (ot) in Fort Worth, Texas, 3/19/22^

Unranked UNC beat Top-10 oppt: beat No. 9 Duke, 81-77, in New Orleans, 4/2/22^

Beat Top-10 oppt by 20 points: beat No. 10 Virginia Tech, 103-82, 1/21/19

Beat Top-25 oppt by 20 points: beat No. 24 Michigan, 72-51, 12/1/21

Lost to unranked oppt as Top-5 team: No. 1 UNC lost to Iowa State, 65-70, 11/25/22 in Portland, Ore.

* ACC Tournament, ^ NCAA Tournament

MOST CONSECUTIVE WEEKS RANKED NO. 1 IN THE AP POLL

| |
|---|
| 15 – 1983-84 (No. 11 all-time) |
| 13 – 1985-86 (No. 15 all-time) |
| 11 – 2007-08 to 2008-09 (No. 18 all-time) |
| 11 – 2007-08 (No. 18 all-time) |
| 10 – 1956-67 to 1957-58 (No. 23 all-time) |

MOST TIMES RANKED NO. 1 IN PRESEASON AP POLL

| |
|--|
| 10 – North Carolina |
| 9 – Duke |
| 8 – UCLA |
| 6 – Kentucky |
| 3 – Arizona, Indiana, Kansas, Michigan |

MOST TIMES RANKED IN THE TOP 5 IN ALL AP POLLS

| |
|-----------------------------|
| 469 – Kentucky |
| 436 – North Carolina |
| 433 – Duke |
| 387 – Kansas |
| 322 – UCLA |

MOST TIMES RANKED IN THE TOP 10 IN ALL AP POLLS

| |
|-----------------------------|
| 726 – Kentucky |
| 719 – Duke |
| 689 – North Carolina |
| 605 – Kansas |
| 476 – UCLA |

MOST CONSECUTIVE WEEKS RANKED IN THE TOP 10 IN THE AP POLL

| |
|---|
| 62 – 2005-06 to 2009-10 (No. 11 all-time) |
| 62 – 1984-85 to 1988-89 (No. 11 all-time) |
| 57 – 1966-67 to 1969-70 (No. 13 all-time) |
| 54 – 1992-93 to 1994-95 (No. 14 all-time) |
| 25 – 1990-91 to 1991-92 (No. 86 all-time) |

NUMBER 1 VERSUS NUMBER 2 (UNC is 7-0 in 1 vs. 2 games)

| Date | Result |
|----------|--|
| 3/23/57 | No. 1 UNC 54, No. 2 Kansas 53 (3 OT) – NCAA championship |
| 12/26/81 | No. 1 UNC 82, No. 2 Kentucky 69 |
| 1/9/82 | No. 1 UNC 65, No. 2 Virginia 60 |
| 2/4/86 | No. 1 UNC 78, No. 2 Georgia Tech 77 (OT) |
| 2/3/94 | No. 2 UNC 89, No. 1 Duke 78 |
| 2/5/98 | No. 2 UNC 97, No. 1 Duke, 73 |
| 4/4/05 | No. 2 UNC 75, No. 1 Illinois 70 – NCAA championship |

MOST WINS OVER THE NO. 1 TEAM IN THE ASSOCIATED PRESS POLL

| | |
|-----------------------|-----------|
| North Carolina | 14 |
| UCLA | 12 |
| Duke | 10 |
| Maryland | 10 |
| Ohio State | 10 |
| Kansas | 9 |
| Kentucky | 9 |
| Georgia Tech | 8 |
| Notre Dame | 8 |
| Vanderbilt | 8 |

PHOTO ROSTER



0 – SETH TRIMBLE
6-3, 192, Fr., G
Menomonee Falls, Wis.



1 – LEAKY BLACK
6-9, 205, Gr., F
Concord, N.C.



2 – CALEB LOVE
6-4, 200, Jr., G
St. Louis, Mo.



3 – DONTREZ STYLES
6-6, 210, So., G/F
Kinston, N.C.



4 – RJ DAVIS
6-0, 175, Jr., G
White Plains, N.Y.



5 – ARMANDO BACOT
6-11, 235, Sr., F/C
Richmond, Va.




11 – D'MARCO DUNN
6-5, 190, So., G
Tucson, Ariz.



13 – JALEN WASHINGTON
6-10, 225, Fr., F
Gary, Ind.



14 – PUFF JOHNSON
6-8, 200, Jr., F/G
Moon Township, Pa.



15 – ROB LANDRY
6-4, 190, Jr., G
Greensboro, N.C.



21 – WILL SHAVER
6-10, 260, R-Fr., F/C
Birmingham, Ala.




22 – JUSTIN MCKOY
6-8, 220, Sr., F
Raleigh, N.C.



24 – TYLER NICKEL
6-7, 220, Fr., G/F
Harrisonburg, Va.



25 – CREIGHTON LEBO
6-1, 180, Jr., G
Greenville, N.C.



30 – JACKSON WATKINS
6-1, 180, Sr., G
Richmond, Va.



32 – PETE NANCE
6-11, 230, Gr., F
Akron, Ohio



34 – DUWE FARRIS
6-7, 210, Sr., F
Charlotte, N.C.



40 – BEAU MAYE
6-8, 225, Jr., F
Huntersville, N.C.



HUBERT DAVIS
Head Coach



BRAD FREDERICK
Assistant Coach



JEFF LEBO
Assistant Coach



SEAN MAY
Assistant Coach



ERIC HOOTS
Director of Operations



JACKIE MANUEL
Director of Team &
Player Development



PAT SULLIVAN
Director of Recruiting



JONAS SAHRATIAN
Director of Strength
& Conditioning



DOUG HALVERSON
Athletics Trainer



KIERSTEN STEINBACHER
Graduate Manager



2022-23 North Carolina Men's Basketball 8-Game Stats

through 11/30/2022

Game Records

| Record | Overall | Home | Away | Neutral |
|----------------|---------|------|------|---------|
| ALL GAMES | 5-3 | 4-0 | 0-1 | 1-2 |
| CONFERENCE | 0-0 | 0-0 | 0-0 | 0-0 |
| NON-CONFERENCE | 5-3 | 4-0 | 0-1 | 1-2 |

Score by Periods

| Team | 1st | 2nd | OT | TOT |
|----------------|-----|-----|----|-----|
| North Carolina | 283 | 336 | 24 | 643 |
| Opponents | 261 | 316 | 26 | 603 |

Team Box Score

| No. | Player | | | | Total | | 3-Point | | F-Throw | | Rebounds | | | | | | | | PTS | AVG | | |
|------------------|-----------------|----------|-------------|------|----------------|-------------|---------------|-------------|----------------|-------------|-----------|------------|------------|-------------|------------|----------|------------|-----------|-----------|-----------|------------|-------------|
| | | GP-GS | MIN | AVG | FG-FGA | FG% | 3FG-3FGA | 3FG% | FT-FTA | FT% | OFF | DEF | TOT | AVG | PF | DQ | A | TO | | | BLK | STL |
| 2 | LOVE, Caleb | 8-8 | 301:43 | 37.7 | 56-138 | .406 | 14-56 | .250 | 27-35 | .771 | 7 | 30 | 37 | 4.6 | 16 | 0 | 24 | 19 | 3 | 12 | 153 | 19.1 |
| 5 | BACOT, Armando | 8-8 | 270:29 | 33.8 | 42-77 | .545 | 0-1 | .000 | 45-67 | .672 | 36 | 53 | 89 | 11.1 | 28 | 0 | 9 | 27 | 12 | 6 | 129 | 16.1 |
| 4 | DAVIS, RJ | 8-8 | 288:22 | 36.0 | 42-108 | .389 | 11-38 | .289 | 26-28 | .929 | 5 | 36 | 41 | 5.1 | 19 | 0 | 26 | 16 | 1 | 9 | 121 | 15.1 |
| 32 | NANCE, Pete | 8-8 | 253:09 | 31.6 | 30-60 | .500 | 11-31 | .355 | 27-34 | .794 | 6 | 41 | 47 | 5.9 | 26 | 1 | 16 | 15 | 11 | 3 | 98 | 12.3 |
| 1 | BLACK, Leaky | 8-8 | 272:10 | 34.0 | 23-45 | .511 | 7-17 | .412 | 8-12 | .667 | 8 | 45 | 53 | 6.6 | 16 | 0 | 9 | 7 | 6 | 7 | 61 | 7.6 |
| 14 | JOHNSON, Puff | 5-0 | 96:25 | 19.3 | 8-15 | .533 | 1-3 | .333 | 11-14 | .786 | 5 | 6 | 11 | 2.2 | 10 | 0 | 4 | 2 | 1 | 7 | 28 | 5.6 |
| 11 | DUNN, D'Marco | 8-0 | 80:58 | 10.1 | 9-20 | .450 | 3-8 | .375 | 1-2 | .500 | 2 | 1 | 3 | 0.4 | 10 | 0 | 0 | 0 | 2 | 1 | 22 | 2.8 |
| 0 | TRIMBLE, Seth | 8-0 | 86:36 | 10.8 | 7-14 | .500 | 1-1 | 1.000 | 6-11 | .545 | 0 | 5 | 5 | 0.6 | 13 | 0 | 1 | 4 | 1 | 1 | 21 | 2.6 |
| 21 | SHAWER, Will | 1-0 | 00:24 | 0.4 | 0-0 | .000 | 0-0 | .000 | 2-2 | 1.000 | 0 | 0 | 0 | 0.0 | 0 | 0 | 0 | 0 | 0 | 0 | 2 | 2.0 |
| 24 | NICKEL, Tyler | 6-0 | 26:36 | 4.4 | 1-6 | .167 | 1-5 | .200 | 5-6 | .833 | 3 | 0 | 3 | 0.5 | 4 | 0 | 2 | 1 | 1 | 0 | 8 | 1.3 |
| 3 | STYLES, Dontrez | 4-0 | 14:43 | 3.7 | 0-2 | .000 | 0-1 | .000 | 0-0 | .000 | 1 | 3 | 4 | 1.0 | 1 | 0 | 0 | 1 | 0 | 0 | 0 | 0.0 |
| 22 | MCKOY, Justin | 3-0 | 08:25 | 2.8 | 0-0 | .000 | 0-0 | .000 | 0-0 | .000 | 0 | 1 | 1 | 0.3 | 0 | 0 | 0 | 0 | 1 | 0 | 0 | 0.0 |
| Team | | | | | | | | | | | 15 | 13 | 28 | | | | | 2 | | | | |
| Total | | 8 | 1700 | | 218-485 | .449 | 49-161 | .304 | 158-211 | .749 | 88 | 234 | 322 | 40.3 | 143 | 1 | 91 | 94 | 39 | 46 | 643 | 80.4 |
| Opponents | | 8 | 1700 | | 224-530 | .423 | 66-190 | .347 | 89-129 | .690 | 93 | 201 | 294 | 36.8 | 179 | 5 | 107 | 97 | 22 | 53 | 603 | 75.4 |

Team Statistics

| | UNC | OPP |
|------------------------|----------------|----------------|
| Scoring | 643 | 603 |
| Points per game | 80.4 | 75.4 |
| Scoring margin | +5.0 | - |
| Field goals-att | 218-485 | 224-530 |
| Field goal pct | .449 | .423 |
| 3 point fg-att | 49-161 | 66-190 |
| 3-point FG pct | .304 | .347 |
| 3-pt FG made per game | 6.1 | 8.3 |
| Free throws-att | 158-211 | 89-129 |
| Free throw pct | .749 | .690 |
| F-Throws made per game | 19.8 | 11.1 |
| Rebounds | 322 | 294 |
| Rebounds per game | 40.3 | 36.8 |
| Rebounding margin | +3.5 | - |
| Assists | 91 | 107 |
| Assists per game | 11.4 | 13.4 |
| Turnovers | 94 | 97 |
| Turnovers per game | 11.8 | 12.1 |
| Turnover margin | +0.4 | - |
| Assist/turnover ratio | 1.0 | 1.1 |
| Steals | 46 | 53 |
| Steals per game | 5.8 | 6.6 |
| Blocks | 39 | 22 |
| Blocks per game | 4.9 | 2.8 |
| Winning streak | 0 | - |
| Home win streak | 4 | - |
| Attendance | 74778 | 17222 |
| Home games-Avg/Game | 4-18695 | 1-17222 |
| Neutral site-Avg/Game | - | 3-2117 |

Team Results

| Date | Opponent | | Score | Att. |
|------------|--------------------|------|---------|-------|
| 11/07/2022 | UNCW | W | 69-56 | 19744 |
| 11/11/2022 | Col. of Charleston | W | 102-86 | 17892 |
| 11/15/2022 | Gardner-Webb | W | 72-66 | 17200 |
| 11/20/2022 | James Madison | W | 80-64 | 19942 |
| 11/24/2022 | vs Portland | W | 89-81 | 0 |
| 11/25/2022 | vs Iowa St. | L | 65-70 | 4431 |
| 11/27/2022 | vs Alabama | Lot4 | 101-103 | 1921 |
| 11/30/2022 | at Indiana | L | 65-77 | 17222 |