



GEORGIA TECH BASKETBALL 2018-19

ACC Champions 1985, 1990, 1993 • Final Four 1990, 2004 • 16 NCAA Tournament appearances

2018-19 Schedule/Results

N3	FLORIDA TECH (exhibition)	W, 87-36
N9	LAMAR	W, 88-69
N13	at Tennessee (5/6)	L, 53-66
N16	EAST CAROLINA	W, 79-54
N21	UT RIO GRANDE VALLEY	W, 72-44
N23	PRAIRIE VIEW A&M	W, 65-54
N28	at Northwestern+	L, 61-67
D1	vs. St. John's [Miami, Fla.]# (rv)	L, 73-76
D9	FLORIDA A&M	W, 73-40
D17	GARDNER-WEBB	L, 69-79
D19	at Arkansas	W, 69-65
D22	GEORGIA	L, 59-70
D28	KENNESAW STATE	W, 87-57
J2	USC UPSTATE	W, 79-63
J5	WAKE FOREST	W, 92-79
J9	VIRGINIA TECH (9/7)	7 p.m.
J12	at Syracuse	6 p.m.
J16	at Clemson	9 p.m.
J19	LOUISVILLE (rv)	4 p.m.
J22	NOTRE DAME	7 p.m.
J26	at Duke (1/1)	12 p.m.
J29	NORTH CAROLINA (12/12)	7 p.m.
F2	at Florida State (13/13)	12 p.m.
F6	CLEMSON	7 p.m.
F10	at Notre Dame	6 p.m.
F13	at Virginia Tech (9/7)	8 p.m.
F16	FLORIDA STATE (13/13)	2 p.m.
F20	PITTSBURGH	9 p.m.
F23	at Miami	2 p.m.
F27	at Virginia (4/1)	7 p.m.
M3	BOSTON COLLEGE	6 p.m.
M6	at NC State (15/16)	9 p.m.
M12	ACC Tournament (Charlotte, N.C.)	

+ACC-Big Ten Challenge; #Hoophall Miami Invitational (Miami, Fla.)
All times Eastern; home games in ALL CAPS
(AP/USA) - rankings in AP/coaches polls at time of game; current rankings for upcoming games (rv=receiving votes)

TELEVISION: RSN/FS SOUTH

Play-by-play	Wes Durham
Analyst	Cory Alexander

RADIO: Georgia Tech IMG Sports Network

Play-by-play	Andy Demetra
Analyst	Randy Waters
Engineer	Miller Pope
In Atlanta	680 AM, 93.7 FM
Satellite	XM 383, Internet 974
Online	GT Gameday App, Rambliwreck.com
Tuneln	buzz.gt/LiveTuneln

COMMUNICATIONS

GTMBB contact	Mike Stamus
Phone	404-894-5446 (ofc), 404-218-9723 (cell)
E-mail	mstamus@athletics.gatech.edu

SOCIAL MEDIA: #TogetherWeSwarm

Official Twitter/in-game updates	@GTMBB
Coach Josh Pastner	@GTJoshPastner
Facebook	gtmensbasketball
Instagram	gtmensbasketball

GEORGIA TECH (9-5, 1-0 ACC) vs. #9/7 VIRGINIA TECH (13-1, 2-0 ACC) GAME 15 • January 9, 2019 • 7 p.m. ET • McCamish Pavilion • Atlanta, Ga.

About Wednesday's Game

Georgia Tech continues its 40th season of Atlantic Coast Conference basketball Wednesday night with a 7 p.m. contest against No. 9/7 Virginia Tech at McCamish Pavilion. It is the Yellow Jackets' second game against a top-10 team this season (at No. 5 Tennessee on Nov. 13).

Tech (9-5, 1-0 ACC), in its third season under head coach Josh Pastner, is 8-2 at home this season, having won its last three games, including a 92-79 victory over Wake Forest to open the ACC schedule on Saturday. The Yellow Jackets won their first five games at home this season before dropping a pair of contests to Gardner-Webb and Georgia the week before Christmas.

Virginia Tech (13-1, 2-0 ACC), in its fifth season under head coach Buzz Williams, has lost only to Penn State this season, a 63-62 defeat on the road in the ACC-Big Ten Challenge on Nov. 27. The Hokies are on an eight-game winning streak, including an 81-66 win over Notre Dame and an 88-77 win over Boston College, both at home, to begin ACC play.

Wednesday's game will be broadcast live on the ACC's Regional Sports Network, airing in Georgia on Fox Sports South, and will be streamed live on ACC Network Extra, which is available through the ESPN app. Radio coverage is provided on the Georgia Tech IMG Sports Network, airing in Atlanta on 680 AM and 93.7 FM the Fan. The Tech broadcast is available on satellite radio (XM ch. 383, internet ch. 974).

GAME INFORMATION

Event/Site	Atlanta, Ga.
Venue	McCamish Pavilion (8,600)
Series vs. Virginia Tech	Georgia Tech trails, 18-6
At home	Georgia Tech trails, 7-3
Last meeting	VT won, 76-56 (2/17/2018 in Atlanta)

GEORGIA TECH YELLOW JACKETS

2018-19 rankings (AP/coaches/RPI)	nr / nr / 142
2018-19 record	9-5 (8-2 home, 1-2 away, 0-1 neutral)
Head coach	Josh Pastner (Arizona, 1997)
Career record/at GT	210-113 (10th yr) / 43-40 (3rd yr)
Pastner vs. Virginia Tech	0-2
Next Game	Jan. 12 at Syracuse

VIRGINIA TECH HOKIES

2018-19 rankings (AP/coaches/RPI)	9 / 7 / 40
2018-19 record	13-1 (8-0 home, 0-1 away, 4-0 neutral)
Head coach	Buzz Williams (Oklahoma City, 1994)
Career record/at VT	240-147 (12th yr) / 87-61 (5th yr)
Williams vs. Georgia Tech	3-3
Next Game	Jan. 15 at Virginia

ROSTER AT-A-GLANCE (#indicates last game starters)

4	Brandon Alston..... G 6-5200.....r-Sr..... Vienna, Va.10.4 ppg.....2.1 rpg > Graduate transfer in final year of eligibility at Tech; 11.3 ppg last 3 games, 11-21 FG (48.5% season)
10	Jose Alvarado# G 6-0174..... So. Brooklyn, N.Y.13.13.9 > Leads Tech in scoring, assists and steals; 77.3% FT, 10 double-digit games this season; 13 pts, 7 ast vs. WF
1	James Banks III# F 6-9240..... Jr. Decatur, Ga.9.88.2 > Texas transfer granted immediate eligibility 11/13; 4 double-doubles; 8th in ACC in rebs, 2nd blocks
3	Evan Cole F 6-9211..... So. Cumming, Ga.6.42.6 > Started 1st 2 games, missed 7 games/sprained left ankle; 36 points (15-20 FG) in last 3 games
0	Michael Devoe# G 6-5187..... Fr. Orlando, Fla.9.13.0 > Four-star, consensus top-50 prospect; 6 double-digit scoring games; started last 5 games (12.8 ppg)
34	Abdoulaye Gueye F 6-9213..... r-Sr. Dakar, Senegal4.83.6 > Started first 6 games of the season off the bench last 8; 26 points (11-14 FG), 15 rebounds in last 3 games
13	Curtis Haywood II G 6-5198..... So. Oklahoma City, Okla.7.82.2 > Five double-digit scoring games this season, 34.9% from 3 (3-of-3 last 2 games)
11	Evan Jester F 6-6180..... So. Riverdale, Ga.0.00.5 > Non-scholarship player from Sandy Creek HS
12	Khalid Moore# F 6-7187..... Fr. Briarwood, N.Y.5.21.7 > Three-star composite ranking, No. 3 state of N.Y.; started last 5 games, 22.8 mpg, 6.2 ppg, 14-16 FT
24	Sylvester Ogbonda C 6-10239..... r-Jr. Port Harcourt, Nigeria2.72.5 > Played 43 minutes in first 4 games (21 all of last season), only 6 minutes in last 9
2	Shembari Phillips G 6-3202..... r-Jr. Atlanta, Ga.3.51.5 > Transfer from Tennessee, sat out 2017-18 season; started first 6 games of this season; DNP vs. Wake Forest
55	Malachi Rice G 6-0180..... So. Indianapolis, Ind.0.00.0 > Non-scholarship player from Brebeuf Jesuit Prep School
35	Kristian Sjolund G 6-8191..... Fr. Kongsberg, Norway0.60.6 > Native of Norway who prepped at Tompkins HS in Texas and has international experience; played in 8 games
5	Moses Wright# F 6-9210..... So. Raleigh, N.C.6.13.8 > Started last 12 games, 3 double-digit scoring games, 42.4% FG; 6 pts, 5 rebs, 3 ast vs. Wake Forest

GAME NOTES

TECH NOTEBOOK

Tech Team Statistics

Category	2018-19	#ACC	*NCAA
Scoring offense	72.8	14	213
Scoring defense	63.1	4	25
Scoring margin	+9.7	10	69
Field goal pct.	.459	9	130
Field goal pct. def.	.384	5	17
3-pt FG pct.	.305	15	313
3-pt FG made	5.8	15	323
3-pt FG pct. def.	.284	3	17
3-pt FG allowed	5.5	--	--
Free throw pct.	.731	7	78
FT made	16.1	8	93
Rebound average	35.1	12	231
Rebound margin	+1.3	13	167
O-Reb per game	8.6	15	298
D-Reb per game	26.6	8	128
Assists per game	15.2	5	83
Assist/TO ratio	1.1	10	148
Turnover margin	+0.7	11	150
Turnovers per game	14.4	13	252
Turnovers forced	15.1	8	79
Blocks per game	5.4	3	18
Steals per game	7.9	4	59
Personal fouls per game	19.2	13	255

#ACC rankings through games of Jan. 7
*NCAA rankings (352 teams ranked) through games of Jan. 7

Games Started

Player	Consec.	2017-18	Career	Conf.
Brandon Alston	0	22	33	21
Jose Alvarado	10	37	37	13
James Banks III	8	8	8	1
Evan Cole	0	9	9	6
Michael Devoe	5	5	5	1
Abdoulaye Gueye	0	32	32	14
Curtis Haywood II	0	16	16	0
Khalid Moore	5	5	5	1
Sylvester Ogbonda	0	0	0	0
Shembari Phillips	0	6	30	11
Kristian Sjolund	0	0	0	0
Moses Wright	12	22	22	5

*includes starts at previous school
Career ACC includes ACC Tournament starts

Non-Conference Breakdown

Team	Conf.	18-19	Conf.	RPI*	Result
Arkansas	SEC	10-3	1-0	68	W, 69-65
East Carolina	AAC	8-6	1-1	275	W, 79-54
Florida A&M	MEAC	4-12	1-0	314	W, 73-40
Gardner-Webb	Big South	10-6	0-1	150	L, 69-79
Georgia	SEC	8-5	0-1	116	L, 59-70
Kennesaw State	A-Sun	3-13	0-1	280	W, 87-57
Lamar	Southland	6-6	0-0	218	W, 88-69
Northwestern	Big Ten	10-5	1-3	98	L, 61-67
Prairie View A&M	SWAC	3-11	1-0	237	W, 65-54
St. John's	Big East	14-1	2-1	17	L, 73-76
Tennessee	SEC	12-1	1-0	7	L, 53-66
USC Upstate	Big South	5-11	0-1	340	W, 79-63
UTRGV	WAC	9-8	1-0	174	W, 72-44

GT strength of schedule rank (overall): 188

GT strength of schedule rank (non-conference): 188

*CBSsports.com (2018-19) through games of Jan. 6

+first place in conference standings

Starting Lineup

- **For starters** - Georgia Tech opens its Atlantic Coast Conference schedule with two games at home for the first time since the 2005-06 season and will have five of its first eight ACC games at home in the 2018-19 season.

- **Home is where the heart is** - Tech is ending a stretch of seven home games in an eight-game span. It began Dec. 9 with a 73-40 victory over Florida A&M and carries the Yellow Jackets and ends with ACC games against Wake Forest (Jan. 5) and Virginia Tech (Jan. 9). Tech's only road game in that span was at Arkansas.

- **On the right foot** - Georgia Tech has won its ACC home opener each of the last four years (Wake Forest Saturday, No. 15 Miami last season, No. 9 North Carolina in 2016-17, No. 4 Virginia in 2015-16).

- **Tough at home** - Tech is 13-6 against ACC teams at home under Pastner, 5-3 against top-25 ACC teams.

- **Hokie high** - Georgia Tech has never faced a Virginia Tech ranked as high as the Hokies are this week (No. 9/7). The previous high was the 2004-05 season, when the Hokies are No. 12/15.

- **Tough slate** - January shapes up as a rugged month as Virginia Tech, Syracuse, Clemson, Duke and North Carolina all made the NCAA Tournament field last season. Duke is currently No. 1 in the nation in both polls, while Virginia Tech and North Carolina are both in the top 10. Clemson and Syracuse were ranked in the top 25 to begin the season.

- **That's offensive** - Georgia Tech has posted three of the best 10 offensive efficiency ratings (according to KenPom.com) of Josh Pastner's tenure in its last three games. Wake Forest (121.1) and Kennesaw State (119.7) rank as the No. 4 and 5 best figures. Tech's effective field goal efficiency ratings in the last three games, all above 60 percent, rank behind only the 63.1 percent the Jackets posted against Wofford in December of 2017.

- **Defending well** - Georgia Tech ranks fourth in the ACC in scoring defense (No. 25 nationally), fifth in field goal percentage defense (No. 17 nationally) and third in three-point percentage defense (No. 17 nationally). The Jackets are also third in blocked shots and in fourth in steals.

- **Below average** - Wake Forest was the first team to exceed its season scoring average against Tech this season - breakdown by game: Lamar 81.8 (69), Tennessee 85.5 (66), East Carolina 71.1 (54), UTRGV 70.2 (44), Prairie View A&M 69.2 (54), Northwestern 73.5 (67), St. John's 83.9 (76), Florida A&M 63.2 (40), Gardner-Webb 82.9 (79), Arkansas 81.8 (69), Georgia 79.2 (70), Kennesaw State 62.5 (57), USC Upstate 70.9 (63).

- **Creating offense with defense** - Georgia Tech has forced an average of 15.3 turnovers per game, about two per game more than last season (ranks 7th in ACC, 57th in NCAA). Tech has turned those into 17.2 points per game (24.1 percent of total points).

- **Freshmen emerge** - Guard Michael Devoe and forward Khalid Moore have started Tech's last five games (Arkansas, Georgia, Kennesaw State). Tech has deployed five different starting lineups this season.

- **Longer bench** - Tech has deployed at least eight players for significant minutes in each of its games so far, sometimes nine or 10. Tech's bench has played 33.8 percent of available minutes, 103rd in the nation according to KenPom.com (national average is 31 pct.). Tech reserves are outscoring these opponents 27.8 to 17.5 per game).

- **668** - Career points for Brandon Alston, the most of any current Tech player. Georgia Tech finished last season with a trio of 1,000-point career scorers on its roster for the first time since 1989.

Series vs. Virginia Tech (6-18)

Home: 3-7, Away: 1-8, Neutral: 2-2

All Home Games: 3-7
At AMC: 2-4
At McCamish Pavilion: 1-3
In Atlanta: 3-7
In Blacksburg: 1-9
At Cassell Coliseum: 1-9
As ACC members: 5-14
In the ACC Tournament: 1-1
All Neutral Games: 2-2
Under Whack Hyder: 1-1
Under Dwane Morrison: 0-1
Under Bobby Cremins: 0-1
Under Paul Hewitt: 3-8
Under Brian Gregory: 2-4
Under Josh Pastner: 0-2
Vs. Buzz Williams: 0-4
Longest Winning Streak: 2 games (2013-14)
Longest Losing Streak: 4 games (2011-13, 2015-present)
Most Points Scored: 84 on 2-23-2008
Fewest Points Scored: 15 on 2-14-1921
Most Points Allowed: 102 on 2-13-2011
Fewest Points Allowed: 31 on 2-14-1921
Largest Margin of Victory: 19 on 3-11-2008
Largest Margin of Defeat: 25 on 2-13-2011

All-Time Series Results

2-14-21a	L	15-31
12-20-57h	L	59-70
12-27-62 (ot)	...nr/18....nr/14.....n1	W	73-72
12-22-79n2	L	62-67
3-10-84a1	L	74-77
1-22-0512/15.....h	L	69-70
3-11-05n3	W	73-54
1-31-06a	L	62-63
1-28-07h	L	65-73
1-19-08h	W	81-70
2-23-08a	L	84-92
2-11-09a	L	71-76
3-6-10h	L	82-88
1-25-11h	W	72-57
2-13-11a	L	77-102
3-10-11n4	L	43-59
2-18-12 (ot)a	L	73-74
1-12-13 (ot)h14	L	65-70
2-9-13a	W	64-54
3-8-14h14	W	62-51
2-9-15a	L	63-65
1-16-16h14	L	77-78
1-18-17a	L	61-62
2-17-18h14	L	56-76

n1-Gator Bowl Tournament (Jacksonville, Fla.); n2-Roanoke Times & World News Holiday Classic (Roanoke [Va.] Civic Center); n3-ACC Tournament (MCI Center, Washington, D.C.); n4-ACC Tournament (Greensboro Coliseum, Greensboro, N.C.); a1-NIT 1st round

TECH NOTEBOOK

Just Georgia Tech, please...

The Georgia Institute of Technology is the official title, but Georgia Tech will work fine, or just Tech (unless you're in Virginia or Texas). We would appreciate it if you would use our name in those ways. Georgia Tech University is incorrect. Thank you.

Georgia Tech Quick Facts

Official Name: Georgia Institute of Technology
Location: Atlanta, Ga.
Enrollment: 29,000
Founded: 1885
Colors: Old Gold and White
Nickname: Yellow Jackets, Ramblin' Wreck
Mascot: Buzz (Yellow Jacket)
Fight Songs: Ramblin' Wreck, White and Gold
Conference: Atlantic Coast (ACC)
Home Arena: McCamish Pavilion (capacity 8,600)
President: Dr. G.P. "Bud" Peterson
Director of Athletics: Todd Stansbury
Faculty Rep. for Athletics: Dr. Charles L. Isbell, Jr.
Head Coach: Josh Pastner (Arizona, 1997)
Record at Tech: 43-40 (3rd season)
Overall: 210-113 (10th season)
ACC Regular Season: 15-22
ACC Tournament: 0-2
NCAA Tournament: 2-4
Assistant Coaches:
Eric Reveno (Stanford, 1989), 3rd season
Julian Swartz (Carroll College, 2005), 3rd season
Anthony Wilkins (Kent State, 2013), 1st season
Dir. of Player Personnel: Mario West (Georgia Tech, 2007)
Director of Operations: Tyler Benson (St. Bonaventure, 2009)
Director of Scouting: Hayden Sheridan (Arizona, 2016)
Player Development Coach: Dan Taylor (Franklin Pierce, 2002)
Athletic Trainer: Richard Stewart (Salisbury, 2005)

Basketball History

104th season: 1st game, Feb. 17, 1906 vs. Auburn
All-time Record: 1,371-1,231
Winning/Losing/.500 Seasons: 53 / 46 / 4
NCAA Appearances (16): 23-16 record
1960, 1985, 1986, 1987, 1988, 1989, 1990, 1991, 1992, 1993, 1996, 2001, 2004, 2005, 2007, 2010
Final Fours (2): 1990, 2004
NIT Appearances (9): 14-9 record
1970, 1971, 1984, 1994, 1998, 1999, 2003, 2016, 2017
ACC Championships (3): 1985, 1990, 1993
ACC Regular-Season Titles (2): 1985 (tie), 1996
ACC Regular-Season Record (40th season): 249-364 (171-137 home, 78-229 road)
ACC Tournament Record: 26-36
SEC Championships (1): 1938
SEC Regular-Season Titles (1): 1937
SEC Regular-Season Record (1932-64): 201-207
Metro Conference Regular-Season Record (1975-78): 9-10
Metro Conference Tournament Record: 4-3
Record at McCamish Pavilion: 6th season, 80-39
Record at Alexander Memorial Coliseum: 55 seasons, 556-194
Record at Philips Arena: 7-11
Record at Arena at Gwinnett Center: 4-1
Record at Georgia Dome: 9-5
All-Time Head Coaches: 14
ACC Head Coaches: 5
All-America Selections: 14 (12 players)
Consensus All-Americans: 2
First-Team All-Americans: 5
National Players of the Year: 1
All-ACC Selections: 52 times (31 players)
ACC Players of the Year: 2
ACC Rookies of the Year: 11
ACC Coaches of the Year: 5 (3 coaches)
ACC Tournament MVPs: 3
ACC All-Freshman Team: 15

Series vs. Virginia Tech

- Virginia Tech has won 18 of 24 all-time meetings with Georgia Tech, including 14 of 19 as a member of the ACC.
- The Hokies have won the last four games of the series, the first three of which were decided in the final minute. Virginia Tech won the teams' only regular-season meeting of 2017-18, 76-56, at McCamish Pavilion.
- Tech's 64-54 win on Feb. 9, 2013 in Blacksburg is its only triumph at Cassell Coliseum in 10 tries.
- Tech has defeated Virginia Tech only three times in 10 meetings at home since the Hokies joined the ACC, and the Yellow Jackets received extraordinary performances by a individuals to win two of those games. On Jan. 19, 2008, reserve guard Matt Causey came off the bench to hit seven threes and pour in 30 points in the Jackets' 81-70 victory. On Jan. 25, 2011, Iman Shumpert recorded the fourth triple-double in Tech history with 22 points, 12 rebounds and 11 assists in the Jackets' 72-57 win.
- The Hokies, led by future NBA star Dell Curry, held off the Jackets and their future All-Americans Mark Price and John Salley, 77-74, in the teams' first meeting, a first-round post-season NIT game, at Cassell Coliseum in 1984.
- The teams have split two ACC Tournament encounters, the Jackets capturing a 73-54 victory in the first round of the 2005 tournament in Washington, D.C., and the Hokies winning a 59-43 decision in the first round in 2011 in Greensboro.
- Georgia Tech's first victory over Virginia Tech occurred on Dec. 27, 1962, a 73-72 overtime triumph at the Gator Bowl Tournament that was part of an 11-0 start for the Yellow Jackets. Tech went on to finish the season 21-5. Both teams were ranked in the UPI poll at the time, Georgia Tech at No. 18, Virginia Tech at No. 14.
- Both teams were members of the old Metro Conference, but not at the same time. Georgia Tech was a member for three seasons from 1975-76 through 1977-78 before leaving to join the ACC. Virginia Tech joined the league for the 1978-79 season.

Last Time Out - Tech Topples Wake

James Banks torched Wake Forest for 20 points on 9-of-11 shooting to lead Georgia Tech to a 92-79 win over the Demon Deacons in the Atlantic Coast Conference opener for teams on Saturday afternoon at McCamish Pavilion.

Georgia Tech's 92 points were the most that it has scored in a non-overtime ACC game since it beat Virginia, 94-76, in the opening round of the 2008 ACC Tournament and the Yellow Jackets' most in a non-overtime ACC regular-season game since it topped UVA, 92-69, in 2005.

For the third-straight game, Georgia Tech (9-5, 1-0 ACC) shot better than 55 percent from the field, as the Yellow Jackets made 55.8 percent of their shots (29-of-52) in the win. The Jackets are shooting 56.7 percent as a team over the past three games (93-of-164).

Defensively, the Yellow Jackets limited Wake Forest (7-6, 0-1 ACC) to 39.7-percent shooting (27-of-68), which marks the third-straight game that Georgia Tech's opponent has made less than 42 percent of its field-goal attempts.

Banks led four Tech scorers in double-figures with his 20 points. The junior's 20-point output was just two shy of his career high of 22, set last month against Gardner-Webb.

Freshman Michael Devoe, senior Brandon Alston and sophomore Jose Alvarado rounded out the four Yellow Jackets in double-figures with 16, 14 and 13 points, respectively. Devoe's 16 points were a career high, surpassing the 14 he scored on Wednesday night against USC Upstate.

Last Season vs. Virginia Tech

Virginia Tech 76, Georgia Tech 56 Feb. 17, 2018 • McCamish Pavilion

Virginia Tech shot 52.8 percent from the field in a 76-56 win over Georgia Tech at sold-out McCamish Pavilion.

Both teams were red-hot coming out of the gates, as Georgia Tech made five of its first six shots and Virginia Tech started 5-of-8. Georgia Tech's Tadic Jackson keyed the Yellow Jackets' early spurt with four buckets in the first four minutes of the game (including three three-pointers), which helped stake the Jackets to a 14-8 lead.

However, it was all Virginia Tech from that point on. The Hokies closed the first half on an 18-6 run to take a 43-29 halftime lead and opened the second period with a 30-9 spurt that saw their lead balloon to as large as 35 points. VT, which was shooting 66.7 percent from the field with less than 10 minutes to go in the game, made 28-of-53 shots for the contest and scored 24 points on fast breaks.

Playing in front of three busloads of fans from his hometown of Tifton, Ga., Jackson led Georgia Tech (11-16, 4-10 ACC) with 13 points.

Justin Robinson led Virginia Tech (19-8, 8-6 ACC) with 18 points.

The game was essentially decided in the first 20 minutes. Virginia Tech, ranked fifth nationally in field-goal percentage, assisted on 14 of 16 baskets before halftime and buried Georgia Tech's offense after it jumped out to a six-point lead in the first four minutes.

VIRGINIA TECH (19-8, 8-6 ACC)

Player	FG-A	3P-A	FT-A	Reb	Pf	Pts	A	TO	Bk	S	MIN
Alexander-Walker*	6-9	2-2	0-0	6	1	14	1	0	2	1	21
Blackshear Jr.*	3-3	0-0	1-3	8	3	7	2	0	0	4	24
Robinson*	4-5	3-3	7-8	1	1	18	4	3	0	2	23
Bibbs*	4-9	2-5	0-1	1	0	10	4	1	0	1	24
Wilson*	3-4	0-1	0-0	2	1	6	4	0	0	0	16
Jackson	2-7	0-1	2-2	2	1	6	0	3	0	1	16
Bede	1-3	0-0	1-2	3	2	3	3	0	0	0	16
Hill	1-4	1-3	0-0	1	2	3	1	0	0	0	18
Home	1-2	0-0	0-0	5	2	0	3	0	0	0	15
Clarke	3-5	0-0	1-2	3	2	7	2	0	0	0	24
Fullard	0-1	0-0	0-0	0	1	0	0	0	0	0	2
Ammerman	0-1	0-1	0-1	0	0	0	0	1	0	0	1
Totals	28-53	8-16	12-19	36	19	76	21	13	2	9	200
FG%	1st Half: 16-27 59.3%	2nd Half: 12-26 46.2%	Game: 52.8%								
3FG%	1st Half: 7-13 53.8%	2nd Half: 1-3 33.3%	Game: 50.0%								
FT%	1st Half: 4-9 44.4%	2nd Half: 8-10 80.0%	Game: 63.2%								

GEORGIA TECH (11-16, 4-10 ACC)

Player	FG-A	3P-A	FT-A	Reb	Pf	Pts	A	TO	Bk	S	MIN
Cole*	2-3	1-1	0-0	3	5	5	0	1	0	0	20
Gueye*	2-2	0-0	2-4	5	1	6	1	1	0	0	22
Lammers*	2-4	0-0	0-0	3	1	4	1	2	2	0	29
Jackson*	6-17	3-9	2-2	2	3	17	2	1	1	1	32
Okogie*	2-14	0-8	6-7	3	3	10	1	3	1	1	37
Alston	0-4	0-3	0-2	2	1	0	4	1	0	1	21
Wright	3-8	0-4	1-1	8	1	7	0	1	0	2	28
Ogbona	3-3	0-0	1-3	4	2	7	0	1	1	0	10
Rice	0-0	0-0	0-0	0	0	0	0	0	0	0	1
Totals	20-55	4-25	12-19	30	17	56	9	12	5	5	200
FG%	1st Half: 12-28 42.9%	2nd Half: 8-27 29.6%	Game: 36.4%								
3FG%	1st Half: 3-13 23.1%	2nd Half: 1-12 8.3%	Game: 16.0%								
FT%	1st Half: 2-2 100%	2nd Half: 10-17 58.8%	Game: 63.2%								

Score by Periods	1st	2nd	Total
Virginia Tech	43	33	76
Georgia Tech	29	27	56

Officials: Raymond Styrns, John Gaffney, James Breeding
 Technical fouls: Virginia Tech-Clarke,Chris. Georgia Tech-Gueye, Abdoulaye.
 Attendance: 8600 (sellout)
 Points in the paint-VT 38,GT 22. Points off turnovers-VT 12,GT 15.
 2nd chance points-VT 6,GT 17. Fast break points-VT 24,GT 9.
 Bench points-VT 21,GT 14. Score tied 2 times. Lead changed 2 times.
 Last FG-VT 2nd-08:37, GT 2nd-00:02.
 Largest lead-VT by 35 2nd-09:35, GT by 6 1st-16:12.
 VT led for 35:48. GT led for 02:31. Game was tied for 01:41.

TECH NOTEBOOK

Tech's Record

	2018-19	CJP
At home	8-2	37-13
On the road	1-2	5-21
At neutral sites	0-1	1-4
Vs. top-10 opponents	0-1	2-6
Vs. top-25 opponents	0-1	5-11
Vs. teams over .500	4-5	23-33
Vs. teams under .500	4-0	17-4
Vs. teams at .500	1-0	2-2
While in the top 25	0-0	0-0
In November	4-2	12-4
In December	3-3	10-11
In January	2-0	11-8
In February	0-0	4-12
In March/April	0-0	6-4
Wearing white uniforms	7-4	36-14
Wearing gold uniforms	1-0	6-15
Wearing navy uniforms	0-1	2-9
Wearing black uniforms	0-0	0-0
Game is decided by 5 pts./fewer or OT	1-1	8-10
Game is decided by 10/fewer or OT	1-3	18-19
Leading at the half	7-1	34-9
Trailing at the half	2-4	8-30
Tied at the half	0-0	1-0
Leading with 5:00 to play	8-1	39-3
Trailing with 5:00 to play	1-4	3-36
Tied with 5:00 to play	0-0	0-0
In overtime games	0-0	1-0
After a bye in the ACC schedule	1-0	1-1
Tech scores 100 or more points	0-0	0-0
Tech scores 70 or more points	7-1	29-7
Tech scores fewer than 70 points	2-4	14-33
Opponent scores 100 or more points	0-0	0-1
Opponent scores 70 or more	1-3	7-22
Opponent scores fewer than 70	8-2	38-15
Opponent scores fewer than 50	2-0	3-0
Tech shoots 50 pct. or better	6-0	13-4
Opponent shoots 50 pct. or better	0-1	1-9
Opponent shoots under 40 pct.	7-2	31-9
Tech has a higher FG% than opponent	8-1	42-8
Tech has a lower FG% than opponent	1-4	1-31
FG percentage is even	0-0	0-1
Tech has more 3-point FGs	5-0	10-7
Tech has fewer 3-point FGs	4-4	31-24
3-point FGs are even	0-1	3-7
Tech attempts more FT than opponent	6-2	36-12
Tech attempts fewer FT than opponent	3-3	6-23
Free throw attempts are even	0-0	1-4
Tech outrebounds opponent	5-2	24-11
Opponent outrebounds Tech	2-3	15-28
Rebounds are even	2-0	4-0
Tech has fewer turnovers than opponent	7-2	22-13
Tech has more turnovers than opponent	2-3	18-21
Turnovers are even	0-0	3-4
Tech has more assists than turnovers	6-1	29-13
Committing more fouls	2-3	3-22
Committing fewer fouls	7-1	36-10
Fouls are even	0-1	4-7
4/more Jackets score in double figures	5-1	20-12
A Jacket scores 20 or more	2-2	23-19
A Jacket scores 30 or more	0-0	3-0
Scoring more bench points	8-3	23-15
Scoring fewer bench points	1-2	20-22
Bench scoring is even	0-0	0-2

Following the Trends

- Tech picked up its 80th home win in its sixth season at McCamish Pavilion with its win over Wake Forest. The Jackets have averaged 13.3 home wins over that time (with eight home games left to play in 2018-19).

- Tech's 92 points against Wake Forest were its most in an ACC game under Josh Pastner (surpassing an 86-76 win at NC State on Jan. 15, 2016). It was the most points the Yellow Jackets have scored against an ACC team since a 94-76 win over Virginia in the first round of the 2008 ACC Tournament (March 13), and the most in a regulation game in the regular season since Jan. 13, 2005 (92-69 over Virginia).

- Tech posted its best shooting performance from the floor (55.8 percent vs. Wake Forest) against an ACC team in four years. The last time the Yellow Jackets posted a higher percentage against an ACC team was 56.8 percent at Miami on Jan. 28, 2015. It surpassed the 51.6 percent Tech converted at NC State on Jan. 15, 2017 as the best under Josh Pastner.

- Tech had surpassed 50 percent from the floor in three straight games – 55.8 percent vs. Wake Forest, 58.0 percent vs. USC Upstate, 56.5 percent vs. Kennesaw State. Collectively, that's 56.4 percent over the three games since the Jackets posted a 32.3-percent clip against Georgia on Dec. 22.

- Tech's 28 free throws were its most since hitting 29 at N.C. State on Jan. 27, 2016, and matched the most under Josh Pastner (28 vs. North Carolina on Dec. 31, 2016).

- Tech continues to show balance in its scoring, with four or more players in double figures in three straight games, including four players in double digits and another with nine against Wake Forest. Five Tech players scored in double figures against Kennesaw State.

- Reflecting an emphasis in practice on offensive tempo, particularly early in the shot clock, Tech has piled up 71 assists on 93 made field goals in its last three games (76.3 percent), including 20 on 29 field goals against Wake Forest. Tech had just nine assists on 21 field goals against the Bulldogs on Dec. 22.

- Tech has deployed at least eight players for significant minutes in each of its 13 games so far, nine vs. Northwestern, St. John's and Georgia despite Evan Cole missing those games with an ankle injury. Tech used nine players against Wake Forest, and all of them scored.

- Freshmen Michael Devoe and Khalid Moore started Tech's last five games, having made their first collegiate starts at Arkansas. Georgia Tech has used five different starting lineups this season. Transfer James Banks III has started eight straight games in the post, and Moses Wright the last 12 at the big forward spot. Jose Alvarado has started 12 of the 13 Tech games. No Tech player has started every game this season.

- After having been outscored in three straight games, Tech has received 121 points (40.3 per game) from its bench in its last three games, including seven double-figure scorers combined. For the season, Tech reserves have averaged 28.1 points per game to 17.0 for the opponents.

- Wake Forest was the first team to exceed its season scoring average (74.4 ppg) against the Yellow Jackets this season, scoring 79 points. Tech had held every prior opponent this season under its season scoring average – breakdown by game: Lamar 81.8 (69), Tennessee 85.5 (66), East Carolina 71.1 (54), UTRGV 70.2 (44), Prairie View A&M 69.2 (54), Northwestern 73.5 (67), St. John's 83.5 (76), Florida A&M 63.2 (40), Gardner-Webb 82.9 (79), Arkansas 81.8 (69), Georgia 79.2 (70), Kennesaw State 62.5 (57), USC Upstate 70.9 (63).

- Tech has connected on 48.7 percent of its field goals at home, 33.0 percent of its three-point attempts and 70.9 percent of its free throws.

- Tech has held nine of its 14 opponents under 40 percent from the field this season (Wake Forest finished the game at 40.3 percent). The Yellow Jackets' opponents have shot 38.4 percent overall this season, which puts Tech fourth in the ACC.

Georgia Tech By the Numbers

1	SEC Championships
1	NCAA Post-Graduate Scholar
1	Naismith Award winner
2	Final Four appearances
2	ACC regular-season titles
2	ACC Players of the Year
2	National Freshmen of the Year
3	ACC Championships
3	Years a Member of the Metro Conference
5	First-team All-America players
6	Jersey numbers retired
6	Academic All-Americans
7	NCAA Sweet 16 appearances
8	Wins over teams ranked No. 1
8	NBA lottery picks
12	ACC Rookie of the Year honorees
14	Head coaches in program history
16	NCAA Tournament berths
19	NBA first-round draft picks
25	Total postseason berths (NCAA and NIT)
32	Years a Member of the SEC
39	Years a Member of the ACC
45	Players taken in the NBA Draft
48	Players selected All-ACC
228	Weeks ranked in either AP or Coaches Poll

Personnel Notes

- James Banks reached double digits for the first time since Dec. 22 against Georgia, leading the Yellow Jackets with 20 points against Wake Forest. The 6-9 junior hit 9-of-11 shots from the floor and has converted 61.3 percent of his tries this season. Banks had scored 12 total points in 42 total minutes in Tech's last two games against Kennesaw State and USC Upstate. It was the second 20-point game for Banks this season (22 vs. Gardner-Webb).

- Brandon Alston hit double digits for the third straight game (14 vs. Wake Forest) and for the eighth time this season. The 6-5 graduate senior has hit 48.5 percent of his shots from the floor this season, 41.5 percent of his threes and 81.4 percent of his free throw attempts. He went 4-for-7 from the floor and 6-for-6 from the line against Wake Forest.

- Freshman Michael Devoe has started five straight games and logged six double-figure scoring games this season, including a personal best of 16 points in his first ACC game against Wake Forest. Devoe went 4-for-6 from the floor, 3-for-4 from behind the arc and 5-of-8 from the foul line against the Demon Deacons. The 6-4 guard also had four assists, four rebounds and just two turnovers in 33:34. Devoe has 12 assists and four turnovers in Tech's last three games.

- Continuing his comeback from an ankle injury, Evan Cole has scored 36 points in 47 minutes in Tech's last three games. After scoring a double-double in Tech's last meeting against Wake at the end of last season, Cole posted nine points (4-5 FG) and four rebounds Saturday against the Demon Deacons. Cole has hit 15-of-20 shots from the floor in the last three games. The 6-9 sophomore had missed seven games this season with an ankle injury suffered in game 2 at Tennessee. Cole played 13 minutes against Kennesaw State and scored 11 points, which was his previous career best.

- Sophomore Jose Alvarado scored 13 points against Wake Forest for his 10th double-figure scoring game this season, and dished a career-high seven assists against no turnovers in 37:32. Since a 3-for-20 afternoon against Georgia, the gritty 6-foot guard has hit 10-of-22 in Tech's last three games, and he has 13 assists against just three turnovers, as well as 12 rebounds.

TECH NOTEBOOK

The Last Time a Jacket...

- Scored 30 or more points:**
Josh Okogie, 30 vs. Miami, 1/3/18
- Led Tech in scoring off the bench:**
Evan Cole, 16 vs. USC Upstate, 1/2/19
- Grabbed 15 or more rebounds:**
Josh Okogie, 16 at Florida State, 1/24/18
- Had 10 or more assists:**
Josh Heath, 10 vs. NC State, 1/15/17
- Had a double-double:**
James Banks (14 pts/14 reb) at Arkansas, 12/19/18
- Played 40 minutes in regulation:**
Jose Alvarado at Arkansas, 12/19/18
- Played every minute of an overtime game:**
Jose Alvarado, Ben Lammers (45 minutes/1 OT) at Boston College, 2/4/18
- Played every minute of a multiple-OT game:**
Matt Harpring (50 minutes/2 OT) vs. North Carolina, 2-8-98

The Last Time the Jackets...

- Scored 100 or more points:**
vs. Green Bay (107-77) on 11/19/15
- Scored 100 or more points in regulation:**
vs. Green Bay (107-77) on 11/19/15
- Scored 100 or more points in consecutive games:**
vs. Jackson State (100-70) on 11/13/06, Georgia State (103-74) on 11/16/06
- Scored 100 or more points twice in one season:**
vs. Cornell (116-81), 11/13/15, Green Bay (107-77) on 11/19/15
- Allowed 100 or more points:**
vs. Duke (110-57 loss) on 1/4/17
- Allowed 100 or more points in regulation:**
vs. Duke (110-57 loss) on 1/4/17
- Shot 60 percent or better:**
.603 (47-78) vs. Cornell, 11/13/15
- Failed to make a three-point basket:**
0-for-12 vs. Virginia, 1/22/15
- Did not allow a three-point basket:**
0-for-11 vs. Pittsburgh, 3/5/16
- Failed to make a free throw:**
0-for-6 vs. Duke, 1/7/14
- Grabbed 50 or more rebounds:**
50 vs. Arkansas, 11/26/15
- Two players had a double-double:**
Ben Lammers (12 pts/10 reb), Josh Okogie (14 pts/10 reb) at Notre Dame, 2/26/17
- Two players had 10 or more rebounds:**
Ben Lammers (10), Josh Okogie (10) at Notre Dame, 2/26/17
- Had 25 or more assists:**
29 vs. Kennesaw State, 12/28/18
- Blocked 10 or more shots:**
10 vs. Bethune-Cookman, 11/19/17
- Had 15 or more steals:**
15 vs. North Carolina, 12/31/16
- Had fewer than 10 turnovers:**
6 at Virginia, 2/21/18
- Had five or more players in double-figures in points:**
5 players vs. Kennesaw State, 12/22/18
- Had no player score 10+ points:**
Virginia (lost 57-28), 1/22/15
- Allowed no player to score 10+ points:**
Florida A&M (won 73-40), 12/9/18
- Had no player play 30 minutes:**
Florida A&M (won 73-40), 12/9/18
- Won by 30 or more points:**
Kennesaw State (87-57), 1/28/18
- Won by 40 or more points:**
Kentucky State (98-50), 1/30/10
- Won by 50 or more points:**
Winston-Salem State (97-46), 1/3/07
- Played an overtime game:**
at Boston College (lost 80-72), 2/4/18
- Defeated a Top 10 team:**
#6/8 Florida State (78-56), 1/25/17
- Defeated a Top 25 team:**
#25 Notre Dame (60-53), 1/10/18
- Defeated a Top 10 team on the road:**
#7/7 Syracuse (67-62), 3/4/14
- Defeated a Top 25 team on the road:**
#23/23 Miami (70-50), 1/28/15
- Had a game postponed:**
Boston College (in Atlanta), 2/12/14 (weather)
- Had a game cancelled:**
Fordham (in Atlanta), 11/27/10 (weather)

Pastner's Key Metrics

- **Assists to made field goals:** The Jackets have 71 assists on 93 field goals (76.3 percent) in its last three games. The Jackets are at 59.8 percent for the season, well above the nation's average of 52 percent. Tech assisted on 20 of 29 made field goals (69 percent) against Wake Forest, meeting its nightly goal of 60 percent for the third straight game and fourth time this season.
- **Free throws made to opponents' attempts:** Tech is 36-12 under Josh Pastner when attempting more free throws than the opponent. The Yellow Jackets connected on 28-of-34 free throw attempts to Wake Forest's 16-of-22 (nightly goal of making more than opponent tries accomplished).
- **Turnovers:** Tech has averaged 14.4 turnovers per game this season, but has committed 13 or fewer in four of its last six games (exception: 20 in victory at Arkansas, 16 in victory over USC Upstate). Target each night is 11 or fewer, which Tech has met twice this season (both wins). More telling for Tech under Josh Pastner is that when Tech has committed fewer turnovers than its opponent, it is 22-13. When it has committed more, it is 17-21.
- **Guard rebounding:** The group of Alvarado, Alston, Devoe, Haywood, Moore and Phillips has combined to take 171 of Tech's 362 defensive rebounds this season (47.2 percent). Tech's guards combined for 10 of Tech's 25 defensive rebounds against Wake Forest.

Build the Wall

Due to its ability to play both zone and man-to-man and keep opponents off balance, Georgia Tech has been able to rely on its defense to win games over Josh Pastner's first two-plus seasons at Georgia Tech.

This Yellow Jacket team has shown signs of returning to the lockdown group from the 2016-17 NIT finals team that ranked No. 6 in adjusted offensive efficiency (91.0 points allowed per 100 possessions) according to KenPom.com. That group ranked fourth in the ACC in scoring defense (66.8 ppg) and No. 1 in FG percentage defense (39.8 pct.).

As of Monday, Tech ranked No. 24 in adjusted defensive efficiency (93.4 ppg/100 possessions), and is No. 4 in the ACC and 25th in the NCAA in scoring defense at 63.1 points per game.

- Tech's effective field goal percentage defense (43.0 pct.) ranks No. 10 nationally, according to KenPom.com, and the Jackets are No. 17 in the NCAA rankings in field goal percentage defense. Tech ranks 16th in KenPom in effective two-point percentage (43.6) defense.
- The Jackets have also defended the three-point shot better, allowing just 27.3-percent accuracy to rank No. 3 in the ACC and No. 17 nationally. Tech is No. 14 in effective 3-point defense according to KenPom.com.
- Tech has improved markedly in another area - takeaways. The Jackets are No. 4 in the ACC and rank 59th

nationally in steals (7.9 per game) and are No. 3 and 18, respectively, in blocked shots (5.4 per game).

Assisted Living

Georgia Tech coach Josh Pastner preached and prodded his Yellow Jackets on ball and player movement and hard cutting from the first time he got his team on the practice court. His primary measuring stick on how well the Jackets perform offensively is their ratio of assists to made field goals.

In Pastner's first season, the Yellow Jackets ranked 13th nationally, according to KenPom.com, in highest percentage of assists to made field goals at 62.6 percent, the team's highest rate since the 2000-01 season. Tech's number was 63.2 percent in ACC games. Pastner's nightly goal is 60 percent.

Tech is 26th so far in 2018-19 at 59.8 percent this season, and remains above the national average (52.2 pct.) in that category. The Jackets did not perform as well in that department in 2017-18, assisting on 54.6 of its made field goals overall, 53.9 against ACC teams, and missing Pastner's 60-percent bar 14 times.

Tech's top assists-to-made field goals ratios: 1987-88 – 68.3; 1988-89 – 65.9; 1986-87 – 65.8; 1992-93 – 65.0; 1985-86 – 64.8; 2000-01 – 62.9; 1999-00 – 62.9; 2016-17 – 62.6

Storylines for 2018-19

- **104th season** - Georgia Tech is playing its 104th season of basketball and has an all-time record of 1,370-1,231.
- **Unlucky 13** - Tech was picked to finish 13th in the Atlantic Coast Conference this season in a vote of the ACC media, ahead of Pittsburgh and Wake Forest. The Yellow Jackets finished 13th last season.
- **Seven** - Number of freshmen and sophomores expected to play significant roles for the Yellow Jackets this season.
- The upward progress of the program is evident in the development of its 2017-18 freshman class, each of whom received significant playing time last season and made significant contributions on the ACC level. Though not highly-rated in terms of rankings, the four-man class has a wide range of skills and is ripe for development into consistent conference-level performers over the next couple of years.
 - a. Point guard Jose Alvarado started every game last season and showed durability and toughness by averaging more than 38 minutes in ACC games until suffering a dislocated elbow Feb. 11.
 - b. Off-guard Curtis Haywood II was developing into a significant shooting threat and excellent defender before suffering stress reaction in his shin and missing the final month of the 2017-18 season.
 - c. Forwards Evan Cole and Moses Wright, both under-the-radar signees, exceeded expectations for their first year

Tech All-Time vs. the ACC

Opponent	Overall	in ACC	Tourney	In McCamish Pavilion	In Opponent Current Venue	Current Streak
Boston College	14-12	10-11	1-3	2-1	3-6	Lost 2
Clemson	62-70	34-47	4-1	3-3	8-37	Lost 3
Duke	23-72	19-60	3-7	0-2	5-35	Lost 11
Florida State	29-40	19-26	0-2	1-2	8-14	Lost 1
Louisville	13-20	0-5	--	0-2	0-2	Lost 7
Miami	9-13	7-12	0-1	1-3	3-5	Won 1
North Carolina	25-68	23-54	5-4	1-3	4-25	Lost 1
NC State	40-57	32-43	3-3	1-3	4-11	Won 1
Notre Dame	10-8	4-6	--	4-1	1-6	Won 1
Pittsburgh	8-4	3-4	0-1	2-1	1-2	Won 1
Syracuse	5-5	5-3	--	2-1	1-3	Won 1
Virginia	40-41	38-40	5-5	2-2	1-7	Lost 4
Virginia Tech	6-18	5-14	1-3	1-3	1-9	Lost 4
Wake Forest	43-40	42-38	0-4	5-0	8-20	Won 2

TECH NOTEBOOK

Tech Highs and Lows
Under Josh Pastner

Longest winning streak: 4 games (2016-17, 2017-18)
Longest ACC winning streak: 3 games (2017-18)
Longest losing streak: 7 games (2017-18)
Longest ACC losing streak: 7 games (2017-18)
Most points scored in a game: 96 vs. Tusculum, 2/7/17
Most points scored - ACC opponent: 86 at NC State, 1/15/17
Fewest points scored in a game: 43 vs. Georgia, 12/20/16
Fewest points scored - ACC opponent: 48 vs. Virginia, 1/18/18
Most points allowed in a game: 110 at Duke, 1/4/17
Most points allowed - ACC opponent: 110 at Duke, 1/4/17
Fewest points allowed in a game: 40 vs. Florida A&M, 12/9/18
Fewest points allowed - ACC opponent: 51 vs. Syracuse, 1/31/18
Largest margin of victory: 38 vs. Tusculum (96-58), 2/7/17
Largest margin of victory - ACC opponent: 22 vs. Florida State (78-56), 1/25/17
Largest margin of victory - road game: 15 (69-54) at Pittsburgh, 1/13/18
Largest margin of victory - ACC road game: 15 (69-54) at Pittsburgh, 1/13/18
Largest losing margin: 53 (110-57) at Duke, 1/4/17
Largest losing margin - ACC opponent: 53 at Duke, 1/4/17
Most points allowed in a win: 76 at NC State (86-76), 1/15/17
Most points scored in a loss: 81 vs. Wright State, 12/22/17
Fewest points scored in a win: 52 vs. Northwestern (52-51), 11/28/17
Fewest points allowed in a loss: 60 vs. Georgia, 12/20/16
Largest deficit overcome to win a game: 15 vs. Boston College (7:03-1st), 2/11/17
Largest 2nd-half deficit overcome to win a game: 9 vs. NC State (17:15), 3/1/18; vs. Prairie View A&M (16:49), 11/23/18
Largest deficit overcome to win a road game: 5 (13:55-1st) at NC State, 1/15/17
Largest lead given up in a loss: 16 (15:06-2nd half) vs. St. John's, 12/1/18
Largest 2nd-half lead given up in a loss: 16 (15:06-2nd half) vs. St. John's, 12/1/18
Highest FG pct.: 58.0 (29-50) vs. USC Upstate, 1/2/19
Highest FG pct. - ACC opponent: 55.8 (29-52) vs. Wake Forest, 1/5/19
Lowest FG pct.: 27.6 (16-58) vs. Tennessee, 11/13/18
Lowest FG pct. - ACC opponent: 34.0 (17-50) vs. Louisville, 1/7/17
Highest 3-pt pct.: 62.5 (10-16) at NC State, 1/15/17
Highest 3-pt pct. - ACC opponent: 62.5 (10-16) at NC State, 1/15/17
Most 3-pt FG: 12 vs. Lamar, 11/9/2018
Most 3-pt FG - ACC opponent: 10 at NC State, 1/15/17
Lowest 3-pt pct.: 10.0 (1-10) vs. Miami, 1/3/18
Lowest 3-pt pct. - ACC opponent: 10.0 (1-10) vs. Miami, 1/3/18
Highest FG pct. allowed: 59.3 (32-54) at Florida State, 1/24/18
Highest FG pct. allowed - ACC opponent: 59.3 (32-54) at Florida State, 1/24/18
Lowest FG pct. allowed: 22.6 (12-53) vs. UTRGV, 11/21/18
Lowest FG pct. allowed - ACC opponent: 28.2 (20-71) vs. Florida State, 1/25/17
Highest 3-pt pct. allowed: 60.0 (12-20) at Louisville, 2/8/18
Highest 3-pt pct. allowed - ACC opponent: 60.0 (12-20) at Louisville, 2/8/18
Lowest 3-pt pct. allowed: 11.1 (2-18) vs. UTRGV, 11/22/17
Lowest 3-pt pct. allowed - ACC opponent: 14.3 (2-14) vs. Boston College, 3/6/18
Highest FT pct.: 95.2 (20-21) vs. Coppin State, 12/27/17
Lowest FT pct.: 38.9 (7-18) at Notre Dame, 12/30/17
Most free throws made: 28 vs. North Carolina, 12/31/16; vs. Wake Forest, 1/5/19
Most free throws attempted: 36 vs. Sam Houston State, 11/22/16
Fewest free throws made: 2 at Miami, 2/15/17
Most assists: 29 vs. Kennesaw State, 12/28/18
Fewest assists: 5 at Georgia, 12/19/17; at Tennessee, 11/13/18
Most turnovers: 20 at VCU, 12/7/16; at Louisville, 2/8/18; at Arkansas, 12/19/18
Fewest turnovers: 6 vs. North Texas, 11/24/17; Coppin State, 12/27/17; at Virginia, 2/21/18
Most blocked shots: 16 vs. Southern, 11/14/16 (Tech record)
Most steals: 15 vs. North Carolina, 12/31/16

when forced into action due to injuries over the final month of the season. With added strength and development this off-season, can be counted on to be in the frontcourt rotation and make significant contributions at both ends of the floor.

- Coach Pastner, his staff and the student-athletes in the program have carried over a solid, sustainable culture of accountability and dependability from the previous coaching staff which enabled the team to overcome a number of key injuries last season and continue to work hard and remain focused on the court and in the weight room.

- Pastner replaced two assistant coaches - Tavaras Hardy and Darryl LaBarrie - over the last year. Hardy was named head coach at Loyola of Maryland in late March, while LaBarrie resigned during the season. Anthony Wilkins, an Atlanta native, joined the staff after five seasons at Tulane, and Julian Swartz was elevated from his position as director of recruiting and compliance.

- Tech has added a three-man recruiting class ranked No. 46 in the country according to 247Sports, including consensus four-star guard Michael Devoe and three-star forwards Khalid Moore and Kristian Sjolund, and true to staff's objectives, the class has varied skill sets and are expected to develop into significant contributors next season and beyond (building through multiple quality recruiting classes)

- Another addition to the roster this season - 6-3 guard Shembari Phillips, a high-major conference player who sat out the 2017-18 season as a transfer from Tennessee. Has the size and varied skill set necessary to compete in the ACC (6.2 ppg, 3.1 rpg, 37.5 pct. 3s in 2016-17). He has two years of eligibility.

- Tech also accepted transfer James Banks, a 6-9, 243-pound frontcourt player from Decatur, Ga., ranked as high as No. 49 among high school seniors in the class of 2016. After two years at Texas, he enrolled at Tech for the summer term and was granted immediate eligibility by the NCAA on Nov. 13. He has two seasons of eligibility at Tech.

- Tech returned six players who received significant playing time in 2017-18 - 15 or more minutes per ACC game - and combined to start 91 games overall. They accounted for more than 53 percent of total minutes played and 43 percent of Tech's scoring. Five of those players have two or more years of eligibility remaining.

- Tech has a young roster this season - three freshmen, four sophomores, three juniors and two seniors among scholarship players returning or incoming - but the process of getting old and staying old and building a sustainable winning program is ongoing.

- Player development successes over the past two seasons include Josh Okogie, Ben Lammers and Tadic Jackson, who maximized their skill sets under the current coaching staff, doubling their scoring and rebounding averages over their first two seasons. Okogie went from being ranked the 11th in the state as a HS senior to a first-round NBA draft pick. Last season, 6-9 forward Abdoulaye Gueye developed into an ACC-level contributor, making a similar leap from the non-conference season to conference play. Graduate transfer Brandon Alston, who has a year of eligibility remaining, had similar statistical numbers on the ACC level this season as he compiled in two seasons at Lehigh and was fundamentally sound in his ballhandling and defense.

- With the addition of Phillips and the arrival of Devoe and Moore, as well as the return of Alston and sophomores Alvarado and Haywood, Tech is deep and talented across the perimeter and wings. Tech has Gueye, rising junior Sylvester Ogbonda and Banks to rotate through the post, with Cole and Wright rotating in the big forward position. This gives Pastner the option of playing a bigger lineup when necessary.

- Tech has won 34 games overall and 14 ACC games in Josh Pastner's first two seasons, on par or better than the first two years of each of Josh Pastner's predecessors in the ACC era. For comparison, Buzz Williams won 12 ACC games in his first two years at Virginia Tech, same with Tony Bennett at

Virginia. Leonard Hamilton and Mike Krzyzewski each won 10. Pastner has won 14.

- Head coach Josh Pastner's Georgia Tech teams are 5-12 against top-25 teams (5-4 at home). The Jackets knocked off No. 15 Miami and No. 25 Notre Dame last January as part of a 3-1 ACC start.

- Tech has sold out eight games at McCamish Pavilion over the past two seasons, including a facility-record five games in 2017-18. Tech's 29 homecourt wins over the past two seasons are more than any two-year period in the Jackets' ACC era except the 2015-16 and 2016-17 seasons combined (31). That's 43 home wins over the past three seasons, more than 14 per season.

Out of Africa

Georgia Tech got a big lift from an unlikely source once ACC play began last season, junior forward Abdoulaye Gueye (pronounced "AB-doo-lie GAY"). During the month of January and into February, the Yellow Jackets saw the 6-9 native of Senegal (by way of Birmingham, Ala.) become a legitimate offensive force, and not just a disruptor on defense and on the boards.

Known as "A.D." to his teammates and coaches, the likeable Gueye took advantage of a much-improved jump hook shot to average 6.5 points (50 percent from the floor) and 4.5 rebounds in in ACC games.

	Non-Con 2017	ACC 2018	Non-Con 2018
Scoring	4.7	6.5	4.9
Rebounding	4.0	4.5	3.7
FG%	37%	50%	51%
FT%	54%	67.9%	70.6%

Tech's BFFs (Big Freshman Forwards)

Georgia Tech's four-man freshman class in 2017-18 was not highly rated in terms of stars, but head coach Josh Pastner viewed the group of Jose Alvarado, Curtis Haywood II, Evan Cole and Moses Wright as a solid foundation on which to build the Yellow Jackets' program.

With Alvarado and Haywood, the more highly-rated of the group, out with injuries for the last month of the season, the other two members of the class received an opportunity to grow. After Tech's Jan. 24 loss at Florida State, Pastner put Cole and Wright in a "red-shirt" program than entailed extra strength and conditioning sessions and extra skill work on the court in addition to the team's regular practices. It paid off for them and for the Jackets.

On Feb. 11 against Duke, Cole and Wright played their first extended minutes of the ACC season, and they didn't disappoint.

In the second half of that game, the duo combined for 19 points, 12 rebounds, four assists and three blocks in 41 minutes as Tech pared a 26-point second-half deficit down to 11 in an 80-69 loss. As a result, they combined for eight starts over the remainder of the season, and have split starts at the big forward spot this season.

Regular Season	First 11 ACC Games	Last 7 Games
Minutes per game	2.9	50.7
Points per game	0.5	11.7
Rebounds per game	0.3	10.0
FG%	33% (3-9)	37.5% (30-80)
3FG	0% (0-3)	20% (6-30)
FT%	0% (0-0)	50% (16-32)

Alvarado Freshman Season Cut Short

Freshman point guard Jose Alvarado, recruited to Georgia Tech primarily for his winning attitude and determination, was given the green light by head coach Josh Pastner to handle the

TECH NOTEBOOK

McCamish Pavilion 411

Name: McCamish Pavilion (mc-CAME-ish), named for Atlanta insurance executive Hank McCamish who gave the lead gift for the facility

Capacity: approximately 8,600 (6935 court level, 1665 balcony level)

Cost: \$50 million

Contractor: Whiting-Turner

Architect: Populous

Cremins Court: the court remains named for the former Tech head coach

Alexander Courtyard: located at the Fowler Street entrance, honors the former Tech director of athletics and the history of the former Tech home arena named for him

Grand entrance: 10th and Fowler Streets, foyer includes graphic representations of retired jerseys and Tech's two Final Four appearances

Other entrances: West entrance off Fowler Street (students and media), East entrance from main arena parking (for club patrons)

Features: center-hung scoreboard and video boards, mezzanine fascia ribbon boards, theatrical lighting, primarily chairback seating, club area

Facts and Dates

- 2,500 cubic yards of concrete removed
- 3,000 cubic yards of concrete installed
- 500 tons of new steel installed
- Over 1 mile of new railing installed
- 20,000 gallons of paint used
- 2,000 feet of new mechanical piping
- 2,500 feet of new ductwork
- \$4M in new audio-visual and scoreboards
- 50 TV's throughout the concourse and Callaway Club
- Farthest distance material has traveled to get on site: 4,835 miles
- Shortest distance material has traveled to get on site: 1 mile
- Number of Tech alumni involved in the project: over 100
- Number of days construction took: 520
- Number of 1950's old style Coke bottles found while installing the underground foundations: 11
- Number of new staircases: 13
- Number of new sports lights for the competition floor: Over 300
- 270-degree court view from concourse

Groundbreaking: May 5, 2011

Opening: October, 2012

First public event: Oct. 21, 2012 - Jacket Jam (men's and women's scrimmages)

First men's game: Nov. 9, 2012 vs. Tulane

Head coaches: Brian Gregory of Georgia Tech, Ed Conroy of Tulane

Officiating crew: Karl Hess, Gary Maxwell, Raymond Styons

TV announce crew: Tom Werme, Cory Alexander (ACC Network)

First Tech points: Marcus Georges-Hunt (2 FT, 18:13, 1st half)

First basket: Tulane's Josh Davis (18:44, 1st half)

Attendance: 8,600 (sellout)

First women's game: Nov. 11, 2012 vs. Tennessee

Tech played 55 seasons in Alexander Memorial Coliseum, compiling a record of 556-194 (.741). Miami was the last team to play Tech there, a game Tech won, and was the first ACC team to play in McCamish Pavilion, which Miami won. For the 2011-12 season, Tech played its home games at Philips Arena and the Arena at Gwinnett.

position, sink or swim, before his freshman season came to an abrupt end Feb. 11 against Duke. He dislocated his left elbow in a fall, and missed the rest of the season.

The Brooklyn native, the first Tech player from the New York area in nearly 20 years, was up to the task prior to his injury, averaging 12.6 points per game to rank second on the team, 3.9 rebounds and 3.3 assists with an assist/turnover ratio of 77/56. He also shot the ball well, making 45 percent of his shots from the floor, 37.4 percent from three-point distance, and 80.2 percent from the foul line on 80 attempts, second most on the team behind Josh Okogie, who led the ACC in that category.

Among ACC freshmen, he ranked fifth in scoring, fourth in assists, and was No. 4 overall in steals at the time of his injury.

Alvarado posted 16 double-figure scoring games, four times scoring 20 or more. And the 6-foot playmaker averaged more than 39 minutes per ACC game to rank among the league's top five, playing every minute eight times, including four consecutive games before Duke.

He was not the first Tech point guard to earn the starting job as a freshman and handle it well. He follows such Tech greats at Mark Price, Kenny Anderson, Travis Best, Stephon Marbury, Tony Akins and Jarrett Jack, as well as others who started at the position as freshmen without reaching their lofty accomplishments.

Tech's Freshman Point Guards

Player (Season)	PPG	RPG	APG	FG%	3PT%	FT%
Jose Alvarado (2017-18)	12.1	3.7	3.1	.448	.370	.802
Javaris Crittenton (2006-07)	14.4	3.7	5.8	.450	.356	.783
Jarrett Jack (2002-03)	9.5	3.5	6.0	.455	.283	.703
Tony Akins (1998-99)	11.3	3.7	4.8	.316	.288	.667
Stephon Marbury (1995-96)	18.9	3.1	4.6	.457	.370	.738
Travis Best (1991-92)	12.3	2.5	5.7	.449	.386	.735
Kenny Anderson (1989-90)	20.6	5.5	8.1	.515	.410	.733
Mark Price (1982-83)	20.3	3.8	3.3	.435	.440	.877

Jackets' Signing Class Ranked No. 46

Georgia Tech's 2018 signing class was ranked No. 46 in the nation in a composite ranking published by 247Sports.

Tech signed a trio of high school prospects – 6-3 guard Michael Devoe of Orlando, Fla., 6-7 forward Khalid Moore of New York, N.Y., and 6-9 forward Kristian Sjolund of Kongsberg, Norway by way of Katy, Texas - to national letters-of-intent during the November signing period.

All three prospects are highly regarded for their talent level, versatility and upside as head coach Josh Pastner continued to build the Yellow Jackets' program.

Devoe, a four-star prospect, was ranked No. 62 in the Rivals 150, and No. 56 in the ESPN 100 (No. 15 point guard in the nation. He led Oak Ridge High School in Orlando, Fla., to a berth in the state quarterfinals as a junior before enrolling at Montverde Academy for his senior year, helping them to a national championship.

Moore was rated a 3-star prospect in the composite 247Sports ranking (No. 51 small forward, No. 5 in New York), as well as a 4-star prospect by ESPN (No. 42 small forward, No. 3 in New York). He attended the same high school that sent All-American Kenny Anderson to Georgia Tech in 1989, and he was a teammate of current Tech sophomore Jose Alvarado on the New York Rens AAU team.

Sjolund was rated a 3-star prospect in the composite 247Sports ranking (No. 56 small forward, No. 18 in Texas), as well as a 4-star by ESPN (No. 36 small forward, No. 17 in Texas). He was born in the state of Washington but grew up in Norway, and has lived in the United States since 2014. He played for the Shooting Stars Red AAU team. Sjolund played with Norway in the 2015 FIBA u16 European Championships, averaging 18.7 points and 5.9 rebounds a game. Then in 2017 he played in the U18 Nordic Championship and scored 7.2 points a game.

Tech's class rank doesn't account for transfers Shembari Phillips, a 6-3 guard, and James Banks, a 6-9 center.

Thin Gold Line

Some of Georgia Tech's most successful teams in the Atlantic Coast Conference era have had thin benches and a trio of players who averaged more than 35 minutes per game in ACC play, beginning with the Yellow Jackets' first ACC Championship team in 1985, dubbed the "Thin Gold Line."

1985 ACC Champions, NCAA Elite Eight

(7-man rotation)

Mark Price	37.2 mpg
Bruce Dalrymple	35.6
John Salley	35.1

1990 ACC Champions, NCAA Final Four

(6-man rotation)

Dennis Scott	40.3 mpg
Kenny Anderson	39.4
Brian Oliver	38.4

1993 ACC Champions, NCAA

(7-man rotation)

Travis Best	37.1
James Forrest	35.6
Malcolm Mackey	35.0

1996 ACC Regular-Season Champions, NCAA Elite Eight

(7-man rotation)

Stephon Marbury	38.6 mpg
Drew Barry	38.6
Matt Harpring	36.8

Didenko Signs with Tech

David Didenko, a 6-8, 230-pound forward from Boca Raton, Fla., who attends Palm Beach State College, signed a national letter-of-intent with Georgia Tech during the early signing period in November.

Didenko attended Boca Raton Community High School before enrolling this year at Palm Beach State, a junior college in Boca Raton. A full academic qualifier in high school, Didenko will enroll at Tech next summer and have three years of eligibility with the Yellow Jackets.

"David is an elite shooter," said Pastner. "This is his first year of playing organized basketball in the United States, because he didn't play any high school or AAU basketball, believe it or not. So, it's a process for him this year. That's why he's in junior college. But he's highly skilled, and he can shoot the ball. He's needs to gain competitive game experience, which he'll get this year at a good school that plays good competition. But he's physical, and he can shoot the ball."

Born in Russia, Didenko moved to New York in August, 2010, at the age of 10, and is a United States citizen. Prior to his enrollment at Boca Raton Community High School, Didenko attended Northeast High School as a junior, and Montverde Academy for his ninth- and 10th-grade years.

Wire-to-Wire

Though he has expanded his playing rotation this year to reflect the growing level of talent within the program, head coach Josh Pastner remains committed to a tight playing rotation, reminiscent of the way Bobby Cremins coached the Yellow Jackets over his 19 seasons.

Tech has utilized its bench for an average of 44.6 minutes in its last two games after averaging 84 minutes over the Jackets' first nine games.

Jose Alvarado, who had played 96.7 percent of possible ACC minutes prior to his Feb. 11 injury last season, has been

TECH NOTEBOOK

Media Guidelines

Georgia Tech's practices are closed to the public and the media, but coaches and student-athletes are made available prior to each game before one of the team's practices. Notices will be distributed weekly to confirm the schedule.

TV stations are allowed to shoot B-roll during the first 10 minutes of those practices.

Media are asked to notify Mike Stamus *the day before* of their need to attend and to make specific student-athlete requests.

Interview requests with student-athletes that need to be conducted at other times must be arranged through the Georgia Tech communications office at least 24 hours in advance. These interviews will be conducted at a time and place convenient to the student-athletes' availability and class schedule.

Media are asked not to contact student-athletes directly either by phone, e-mail, text or social media. They are instructed not to respond. Every effort will be made to make them available.

Interviewing Coach Pastner

Media wishing to speak with Coach Pastner at times other than scheduled media availabilities must notify Mike Stamus in the communications office in advance to make or confirm arrangements. He also is available each Monday on the ACC Teleconference (10:50 a.m.) beginning January 7.

Post-Game Protocol

Each head coach will hold a post-game press conference in the designated interview room (Shah Media Room at McCamish Pavilion).

Student-athletes requested by the media will be brought to the interview room following the coaches press conferences, when the team is at home, outside the team's locker room when the team is on the road.

Josh Pastner Radio Show

Head coach Josh Pastner's weekly radio show airs each Monday from 7-8 p.m. on "680 the Fan" and 93.7 FM, beginning Dec. 3.

ACC Coaches Weekly Teleconference

The 15 ACC head basketball coaches will be featured on nine Monday teleconferences during the 2018-19 season, beginning on Monday, January 7, and continuing through March 4. Each coach will have 10 minutes to make an opening statement and answer questions. There will be an instant replay of each teleconference on the Conference's internet site TheACC.com each Monday afternoon.

Georgia Tech head coach Josh Pastner will be on the teleconference at 10:50 a.m. each week.

Coaches that play on Monday in January and February are not required to participate in that day's call. Coach Pastner will be on every Monday at the same time. The teleconference schedule for each Monday will differ for the other 14 head coaches, depending on what teams play that Monday night.

Contact the ACC media relations office at 336-851-6062 for the call-in number and for questions on the schedule.

on the floor for all but 84 seconds in Tech's last three games, including all 40 at Arkansas.

Last season, Josh Okogie played 92.3 percent of possible minutes in ACC games last season, while Ben Lammers played 90.2 percent. Lammers ranked No. 1 among centers nationally in minutes per game. Alvarado had ranked fifth among freshmen nationally in percentage of minutes played and minutes per game before he was injured.

The threesome had 20 complete games combined in 2017-18 (eight for Alvarado, six for Lammers, five for Okogie), and Tadic Jackson joined the group by playing 40 minutes at Clemson. Tech had at least one player play the full 40 in 12 of 19 ACC games (regular season plus tournament).

NOTE: Between the Cremins era and the arrival of Pastner, only one Georgia Tech player played every minute of a game, regulation or overtime, and that was Marcus Georges-Hunt on Feb. 20, 2016, in a win over Notre Dame at home. In the final 15 seasons of Cremins' tenure (1985-86 through 1999-2000), a total of 196 players logged a 40-minute game.

Winning Starts at Home

Georgia Tech and head coach Josh Pastner have made a priority of making McCamish Pavilion a real homecourt advantage for the program, and the Yellow Jackets made a good start on that by setting a program record for wins at home (17) in 2017-18, which included a 7-2 ACC record and two NIT victories.

Tech is 12-6 against ACC teams at home under Pastner, and that includes a 5-3 mark against ranked opponents.

The Jackets' 60-53 win over No. 25 Notre Dame on Jan. 10 was just the latest triumph in a list that includes eventual NCAA champion North Carolina (No. 9 at the time), No. 6 Florida State and No. 15 Notre Dame last season, as well as a 64-54 win over No. 15 Miami on Jan. 3 this season. Tech's only losses came to No. 9 Louisville last January and to No. 2 Virginia and No. 18 Clemson this season.

Tech is 36-13 at McCamish Pavilion under Pastner.

Tech-UGA Game Moves to November Next Two Seasons

The Georgia Tech and Georgia basketball teams have signed an agreement to play the next two games of the series the week before Thanksgiving, giving both teams an opportunity to play the game at home in front of their student bodies before the fall semester ends.

The teams will face off next season on Wednesday, Nov. 20, at Stegeman Coliseum in Athens, and the following season on Thursday, Nov. 19, at McCamish Pavilion in Atlanta.

In the 194-game history of the series, Tech and Georgia have played their game before Thanksgiving only twice, on Nov. 15, 2013 in Athens and Nov. 14, 2014 in Atlanta. The Yellow Jackets won both games and lead the all-time series, 105-89.

As Southeastern Conference foes from 1932-64, the games were played in January, February and March. After Tech left the ACC, most of the games remained in January and February until the rivalry became a late December fixture at the Omni arena in downtown Atlanta from 1981-94. The series has been played on the two campuses every year since then, mostly in December.

Tech to Play in 2019 Diamond Head Classic

Georgia Tech will make the fifth trip to the state of Hawai'i in program history next December when it will compete in the 2019 Hawaiian Airlines Diamond Head Classic in Honolulu, Hawai'i.

The field for the 2019 Hawaiian Airlines Diamond Head Classic features Ball State (Mid-American), Boise State (Mountain West), Georgia Tech (ACC), tournament host school Hawai'i (Big West), Houston (AAC), Portland (WCC), UTEP (Conference USA), and Washington (Pac-12). The 11th annual event will be played at the Stan Sheriff Center on the campus of

the University of Hawai'i. Dates and times will be announced at a later date.

Three teams in the 2019 field were a part of the postseason last season – Boise State (NIT), Houston (NCAA) and Washington (NIT). Meanwhile, five teams will make their first-ever appearance in the Hawaiian Airlines Diamond Head Classic.

Tech has a 10-5 record all time in four previous tournament events in Hawai'i, including a 6-3 mark in three appearances in the Rainbow Classic – 1984 champions, 1988, 1994 – which also were held at the University of Hawai'i. The Yellow Jackets also played in the 1998 Big Island Classic in Hilo, and the 2006 Maui Invitational.

Four Tech Alumni on NBA Rosters

Since 1982, Georgia Tech has produced 19 first-round NBA draft picks and 44 draft picks overall. A total of 38 Georgia Tech alumni have played in the NBA.

Four former Georgia Tech basketball stars were on NBA rosters at the start of the 2018-19 season, including guard **Josh Okogie**, who was drafted 20th overall by the Minnesota Timberwolves.

Iman Shumpert, a seven-year NBA veteran, played his third full season in Cleveland after helping the Cavaliers win the NBA championship in 2016, and was traded before the deadline to Sacramento.

Thaddeus Young, an 11-year NBA veteran, is now in his third season with the Indiana Pacers after playing seven seasons in Philadelphia, one in Minnesota and two in Brooklyn.

Derrick Favors has emerged as a key figure in his eighth season in Utah and re-signed with the team after becoming a free agent.

Arts and Letters

Beginning with Moe Miller and Lance Storrs in the summer of 2011, every four-year senior in the Georgia Tech program has graduated with the exception of the Yellow Jackets' 2018 two seniors. Tadic Jackson and Ben Lammers, were both on track to compete their degree requirements in the spring (Jackson) and fall (Lammers) semesters, but both received offers to play overseas.

Derek Craig and Nick Foreman received their Tech degrees in 2012, as did the 2013 senior class of Mfon Udofia, who finished his business administration degree work in the summer, and Pierre Jordan, who completed his Masters degree requirements in building construction in the spring. Brandon Reed graduated in the summer with his management degree before transferring back to Arkansas State to play his final year of basketball.

All three of Tech's four-year seniors in 2013-14 - Kammeon Holsley, Daniel Miller and Jason Morris - graduated that spring. Robert Sampson, the Jackets' only undergraduate scholarship senior in 2014-15, graduated in the spring.

From the 2015-16 squad, Marcus Georges-Hunt walked the stage at commencement in May, accomplishing the rare feat of graduating in four years. Point guard Travis Jorgenson, who elected not to use his final year of eligibility, received his degree in December of 2017.

From the 2016-17 team, Josh Heath, Corey Heyward (fifth-year because of an injury redshirt in 2012-13) and Quinton Stephens all graduated in May of 2017, while Rand Rowland finished his requirements and received his degree in December of 2016. Both graduate transfers, Kellen McCormick (summer of 2017) and Jordan Price (fall of 2017), received their Masters degrees.

Georges-Hunt and current senior Tadic Jackson have made the Academic All-ACC team twice, and the Yellow Jackets have had at least one player named to that team since it was instituted for the 2010-11 season.

Tech's men's basketball team has recorded the highest Academic Progress Report scores the last five years since the NCAA began tracking academic performance in 2004-05. The

TECH NOTEBOOK

Tech Alumni in the NBA

Player	Team
Derrick Favors	Utah Jazz
Josh Okogie	Minnesota Timberwolves
Iman Shumpert	Sacramento Kings
Thaddeus Young	Indiana Pacers

Tech Alumni Elsewhere

Alade Aminu	Hapoel T-A (Israel)
Tony Akins	CC Egis (South Korea)
Chris Bosh	NBA free agent
Will Bynum	Yesilgiresun (Turkey)
Demarco Cox	Quimper (France)
Mouhammad Faye	Crvena Zvezda (Serbia)
Marcus Georges-Hunt	Maine Red Claws (G League)
Trae Golden	Avtodor (Russia)
Kammeon Holsey	Craiova (Romania)
Jarrett Jack	NBA free agent
Tadic Jackson	AB Contern (Luxembourg)
Ben Lammers	Bilbao Basket (Spain)
Gani Lawal	Shiga L-Stars (Japan)
Stephon Marbury	Beijing Fly Dragons (China)
Anthony McHenry	Shinshu BW (Japan)
Daniel Miller	Sendai 89ers (Japan)
Charles Mitchell	Ferro Carril (Argentina)
Anthony Morrow	NBA free agent
Zachery Peacock	Bourg (France)
Glen Rice, Jr.	Humacao Caciques (Bosnia)
Robert Sampson	Mornar Bar (Montenegro)
Avi Schafer	Alvark Tokyo (Japan)
Adam Smith	Orasi RAV (Italy)
Jeremis Smith	Soles (Mexico)
Quinton Stephens	Coruna (Spain)

Former Tech Players in Coaching

Player (at Tech)	Current Position
Kenny Anderson (1989-91)	*Fisk University
Ty Anderson (2006-09)	*South Gwinnett HS
Rod Balanis (1990-94)	#Notre Dame
Anthony Byrd ()	*Knightdale (N.C.) HS
B.J. Elder (2001-05)	*Clarkston HS (Atlanta)
Shaun Fein (1999-2001)	#Brooklyn Nets
Dion Glover (1997-98)	#Grand Rapids (NBA G-League)
Pierre Jordan (2011-13)	#Tennessee State
Maurice Miller (2007-11)	*Raleigh-Egypt HS (Memphis)
Winston Neal (1999-01)	*Columbia State (Tenn.)
Mark Price (1982-86)	Denver Nuggets
Fred Vinson (1992-94)	#New Orleans Pelicans
Mfon Udofia	#Erie (NBA G-League)

Former Tech Coaches in Coaching

Coach (at Tech)	Current Position
Amir Abdur-Rahim (2011-12)	#Georgia
Perry Clark (1982-88)	#South Carolina
Sherman Dillard (1988-94)	#Iowa
Chad Dollar (2011-16)	#Georgia
Bruce Evans (2012-16)	#North Florida
Brian Gregory (2011-16)	*South Florida
Tavaras Hardy (2016-18)	*Loyola-Maryland
Tom Herrion (2014-16)	#South Florida
Robert McCullum (2010-11)	*Florida A&M
Billy Schmidt (2011-14)	+OKC Thunder
Cliff Warren (2000-05)	+Massachusetts
Charlton Young (2005-09)	#Florida State

**head coach; #assistant coach; +other staff*

Jackets scored a perfect team single year APR score of 1000 three straight years from 2011-13.

Welcome to The Hank

Georgia Tech is playing its seventh season in McCamish Pavilion, which was for all intents and purposes, brand new when it opened for the 2012-13 season. The only physical elements of McCamish Pavilion that remain from the venerable Alexander Memorial Coliseum are the roof, which was re-covered, and the 32 steel ribs that support it.

The capacity of McCamish Pavilion is 8,600, including 1,665 seats in the new balcony level and 6,935 seats in the lower seating bowl. There are no suites, but there is a premium club area that seats 500. Alexander Memorial Coliseum seated 9,191 spectators in its final configuration.

The most impressive features of McCamish Pavilion are its grand entrance, which fronts 10th and Fowler Streets, the ability for patrons to view the court from the main concourse all the way around, and the theatrical lighting system, which concentrates light on the court while leaving the seating areas dark, modeled after the Staples Center in Los Angeles and Madison Square Garden in New York.

Tech played 55 seasons in Alexander Memorial Coliseum, compiling a record of 556-194 (.741). Miami was the last team to play Tech in Alexander Memorial Coliseum, a game Tech won, and was the first ACC team to play in McCamish Pavilion on Jan. 5, which Miami won. For the 2011-12 season, Tech played its home games at Philips Arena and the Arena at Gwinnett.

Tech's NCAA Tournament History

Georgia Tech played in the NCAA Tournament five times in 11 seasons under head coach Paul Hewitt and has played in the event 16 times in its history. Fifteen of those appearances have occurred from 1985 to the present.

Tech has a record of 23-16 in NCAA Tournament play, highlighted by its 2004 trip to the NCAA title game as well as a Final Four berth in 1990. The Yellow Jackets have reached the NCAA Sweet 16 seven times (1960, 1985, 1986, 1990, 1992, 1996, 2004).

The 2004 and 2005 appearances were the Yellow Jackets' first back-to-back appearances since Bobby Cremins led the Institute to the Big Dance nine straight years from 1985-93.

Georgia Tech has won at least one game in 11 of its 16 NCAA Tournament appearances.

Tech's ACC Tournament History

Georgia Tech has played in 39 ACC Tournaments, and has a 26-36 all-time record in the event. The Yellow Jackets have won three championships, in 1985 (Atlanta), 1990 (Charlotte) and 1993 (Charlotte).

Tech has been a runner-up four times (1986, 1996, 2005, 2010). The 1986, 1996 and 2010 runs to the finals occurred in Greensboro. Tech also made the finals in 2005 at the Verizon Center in Washington, D.C.

Tech was 0-2 in the ACC Tournament under coach Dwane Morrison, 15-16 under Bobby Cremins (including all three titles), 9-11 under Paul Hewitt (runner-up in 2005 and 2010), 2-5 under Brian Gregory, and 0-2 under Josh Pastner.

BIO UPDATES

Head Coach Josh Pastner • 3rd season

Josh Pastner, who guided Memphis to five post-season berths in seven seasons as the Tigers' head coach, was introduced as Georgia Tech's 14th head basketball coach on April 8, 2016, and wasted no time in getting the Yellow Jackets back to the post-season.

While coaching Tech to 34 wins and building the Jackets' talent base for the future, Pastner has tirelessly promoted the program on campus and throughout the city of Atlanta in an effort to re-create the major homecourt atmosphere that surrounded the Yellow Jackets throughout the 1980s, 1990s and into the middle of the 2000s. The result has been 29 wins and eight sellouts in two seasons at McCamish Pavilion, including a program-record 17 home wins in his first year.

In his first season at the helm, his Yellow Jacket team defied all pre-season expectations by winning 21 games, including four in the National Invitation Tournament. Tech posted an 8-10 ACC record, which included victories over No. 9 North Carolina, No. 6 Florida State and No. 14 Notre Dame, who all finished among the top four in the ACC regular season. He was named Coach of the Year in the ACC and in NABC District 2.

Implementing a high-energy style of play and creative offensive and defensive schemes, Pastner and his staff guided the Yellow Jackets all the way to the finals of the NIT for the first time in 46 years. Two of his players earned all-Atlantic Coast Conference honors; junior center Ben Lammers was named second-team All-ACC and ACC Defensive Player of the Year, while freshman guard Josh Okogie was named to the ACC All-Freshman team.

Though hampered by several significant injuries and other issues in 2017-18, Tech still was able to knock off a pair of top-25 teams while Lammers and Okogie again earned conference honors, and Okogie developed into an NBA first-round draft choice.

Pastner, who turned 41 in the fall, compiled a 167-73 record over seven seasons as the head coach at Memphis, where the Tigers earned bids to the NCAA Tournament four times. He tied for the 10th most wins for a head coach in his first seven seasons in Division I basketball history, and is the second winningest active coach under the age of 40 in NCAA Division I.

Despite his young age, Pastner has been involved in basketball at the Division I level for 21 years, as a player and an assistant coach at Arizona, and as an assistant coach and the head coach at Memphis. He has been a part of teams that have won 524 games, played in 17 NCAA Tournaments and 19 total post-season events. Teams he has been involved with have won 12 conference tournament or regular-season championships, advanced to seven Sweet Sixteens, five Elite Eights, two Final Fours and two NCAA championship games.

As an NCAA head or assistant coach and an AAU head coach, he has coached nearly 25 NBA draft selections.

Pastner's Memphis teams averaged 23.9 wins per season and compiled a conference regular-season record of 82-36, including a conference winning streak of 28 games. The Tigers went 11-4 in Conference USA and American Athletic Conference tournaments, including three championships.

He guided Memphis to five post-season berths, the NIT in 2010 and the NCAA Tournament in 2011, 2012, 2013 and 2014. Pastner twice won Conference USA Coach of the Year honors (2010, 2013) by various organizations and news media.

Pastner was born in Glen Dale, W.Va., and grew up in Kingwood, Texas. He earned his bachelor's degree in family studies in December of 1998, in just two and a half years, from Arizona and his master's degree in teaching and teacher education from Arizona in December of 1999, all while lettering four years in basketball under head coach Lute Olson.

He married the former Kerri Lamas of Sierra Vista, Ariz., in 2009. He has a stepson (Ethan) and three daughters, Payten, Kamryn and Harper.

Pastner as a Head Coach

Season	School	Overall	Conference	Postseason
2009-10	Memphis	24-10	13-3/2nd	NIT second round
2010-11	Memphis	25-10	10-6/4th	NCAA Tournament
2011-12	Memphis	26-9	13-3/1st	NCAA Tournament
2012-13	Memphis	31-5	16-0/1st	NCAA Tournament, round of 32
2013-14	Memphis	24-10	12-6/t-3rd	NCAA Tournament, round of 32
2014-15	Memphis	18-14	10-8/t-5th	
2015-16	Memphis	19-15	8-10/7th	
at Memphis	7 years	167-73	82-37	
2016-17	Georgia Tech	21-16	8-10/11th	NIT finals
2017-18	Georgia Tech	13-19	6-12/13th	
2018-19	Georgia Tech	9-5	1-0	
at Ga. Tech	3rd year	43-40	15-22	
Career	10th year	210-113	97-59	

Pastner Resume

- Head coach, Georgia Tech (2016-present)
- Head coach, Memphis (2009-16) - 4 NCAA Tournaments, 1 NIT, 4 Conference USA titles
- Assistant coach under John Calipari, Memphis (2008-09) - NCAA Sweet 16, C-USA champions
- Assistant coach under Lute Olson, Arizona (2002-08) - 6 NCAA Tournaments, 2 Pac-10 titles
- Basketball staff assistant under Lute Olson, Arizona (2000-02) - Pac-10 champions in 2002
- Played collegiately for Lute Olson, Arizona (1996-2000) - 4 NCAA Tournaments, 1997 National Champions, 2 Pac-10 titles

4 • Brandon Alston • G • 6-5 • 203 • r-Sr.

- Wing guard who has split time as a starter and a reserve ... Double figures in eight games
- Has played "three-and-D" role, but worked hard to make his game more versatile offensively ... Averaging 23.1 minutes so far this season (23.7 last season)
- Scored season-high 17 in season-opener against Lamar, 16 at Tennessee, 14 vs. St. John's ... Scored 10, 10, 14 in Tech's last three games, 11-21 FG, 8-9 FT)
- Has made 17-of-41 shots (team-best 41.5 percent) from three-point land, and 81.4 percent from the free throw line
- His .485 overall field goal rate best among Tech guards
- Graduate transfer in his last season with Tech after playing two seasons at Lehigh and earning his undergraduate degree in three years

CAREER HIGHS

Points: 20, UTRGV -- 11/22/17
Rebounds: 6, UTRGV -- 11/22/17
Assists: 5, at Pittsburgh -- 1/13/18 ; Gardner-Webb -- 12/17/18
Steals: 2, at Tennessee -- 11/13/18 ; Florida A&M -- 12/9/18
Blocks: 1, 4 times
FG made: 6, 4 times
FG attempts: 11, Bethune-Cookman -- 11/19/17
3FG made: 4, Lamar -- 11/9/18
3FG attempts: 8, Kennesaw State -- 12/28/18
FT made: 8, at Tennessee -- 11/13/18
FT attempts: 8, 4 times
Minutes: 38, Coppin State -- 12/27/17 ; Wake Forest -- 3/3/18

10 • Jose Alvarado • G • 6-0 • 176 • So.

- Tough, determined, high motor point guard who became an ironman running the Jackets' offense last season until suffering a dislocated left elbow 12 minutes into Tech's Feb. 11 game against Duke ... Had surgery to repair and was sidelined the remainder of the season
- Recovered in time to participate in workouts during summer school
- Leads Tech in scoring (13.1 ppg), assists (3.3 pg) and steals (1.9 pg) ... Ranks 9th in ACC in steals
- Played all but 84 seconds in Tech's three games the week before Christmas, full 40 at Arkansas ... Slowed by an ankle injury against KSU, Upstate (48 minutes), but played 37 against Wake Forest (6-6 FT, 7 assists, 0 turnovers)
- Double figures in 10 games this season, season highs of 24 at Northwestern, 20 at Arkansas
- Has started every game as Tech's primary point guard prior save for last year's injury and one game this season ... Ranked fourth among freshmen nationwide in overall minutes per game (35.9) and percentage of minutes played (89.3) as a freshman ... Logged eight complete games (seven in ACC play)
- Has 26 career double-figure scoring games (16 as a freshman) ... Has topped 20 points six times

CAREER HIGHS

Points: 24, at Northwestern -- 11/28/18
Rebounds: 9, at Arkansas -- 12/19/18
Assists: 7, Florida A&M -- 12/17/17 ; Wake Forest -- 1/5/19
Steals: 4, 4 times
Blocks: 1, East Carolina -- 11/16/18 ; at Northwestern -- 11/28/18
FG made: 9, at Arkansas -- 12/19/18
FG attempts: 20, Georgia -- 12/22/18
3FG made: 4, 6 times
3FG attempts: 10, Grambling State -- 12/1/17
FT made: 8, Bethune-Cookman -- 11/19/17 ; at Northwestern -- 11/28/18 ; Wright State -- 12/22/17
FT attempts: 10, Bethune-Cookman -- 11/19/17 ; Wright State -- 12/22/17
Minutes: 45 (ot), at Boston College -- 2/4/18 ; 40 (regulation), 8 times

BIO UPDATES

1 • James Banks III • C • 6-9 • 243 • Jr.

- Imposing physical presence in the middle, can be an excellent rim protector and rebounder for the Jackets ... Has a wingspan of 7 feet, 5.35 inches and a standing reach of 9 feet, 3.5 inches
- Transferred from Texas after last season and was granted immediate eligibility by the NCAA on Nov. 13, enabling him to join the Jackets on the court for their game at Tennessee
- Receiving the most extensive playing time of his career (26.8 minutes per game) ... Started Tech's last eight games
- Scored 20 points and hit 9-11 FG in his ACC debut vs. Wake Forest
- Averaging 9.8 points and a team-high 8.2 rebounds (8th in the ACC) with team-high 32 blocked shots (2nd in the ACC) ... Has hit 61.3 percent from the floor (does not have requisite five FGM per game to qualify for ACC and NCAA rankings)
- Has four double-doubles this season - at Northwestern (12 points/12 rebounds), vs. St. John's (14 pts/12 rebs), Gardner-Webb (career-high 22 pts, 12 rebs), at Arkansas (14 pts, career-high 14 rebs)
- Played 46 games (10.7 minutes per game) in two seasons at Texas, averaging 1.7 points and 2.3 rebounds ... Already has more points than he did at Texas, and is within two of his rebound total

CAREER HIGHS

Points: 22, Gardner-Webb -- 12/17/18
Rebounds: 14, at Arkansas -- 12/19/18
Assists: 5, Florida A&M -- 12/9/18
Steals: 2, at Michigan -- 12/6/16* ; Gardner-Webb -- 12/17/18
Blocks: 5, Incarnate Word -- 11/11/16* ; at Arkansas -- 12/19/18
FG made: 10, Gardner-Webb -- 12/17/18
FG attempts: 14, Gardner-Webb -- 12/17/18
FT made: 5, Georgia -- 12/22/18
FT attempts: 6, vs St. John's -- 12/1/18 ; Georgia -- 12/22/18 ; Florida A&M -- 12/9/18
Minutes: 36, Georgia -- 12/22/18
*at Texas

3 • Evan Cole • F • 6-9 • 217 • So.

- Excellent off the bench in Tech's last three games - personal bests of 11 points against Kennesaw State, then 16 against USC Upstate, and nine points against Wake Forest in 47 total minutes ... Has seen his most extensive playing time since the season's first two games ... 15-of-20 from the floor. 4.0 rpg in those three games
- Versatile and developing frontcourt player who started Tech's first two games this season ... Missed seven of the next nine games recovering from a sprained left ankle suffered in game 2 at Tennessee
- Played in 24 games, averaging 13.8 minutes in those, as a freshman ... Played sparingly in ACC games before working himself back into Tech's rotation the last nine games
- Started the last seven games of the season, averaging 27.4 minutes, 5.7 points and 5.3 rebounds (16-32 FG, 4-9 on 3s)
- Scored a season-best 10 points with five rebounds and two assists in 21 minutes off the bench against Duke ... First career double-double (10/10) vs. Wake Forest in final regular-season game
- Originally signed a letter-of-intent to attend UNC-Wilmington, but received a release when the Seahawks' coach, Kevin Keatts, left to become the head coach at NC State ... Highly skilled player with good athleticism and shooting ability

CAREER HIGHS

Points: 16, USC Upstate -- 1/2/19
Rebounds: 10, Wake Forest -- 3/3/18
Assists: 2, USC Upstate -- 1/2/19
Steals: 2, Lamar -- 11/9/18 ; Kennesaw State -- 12/28/18
Blocks: 2, Wake Forest -- 3/3/18 ; Wake Forest -- 1/5/19
FG made: 6, USC Upstate -- 1/2/19
FG attempts: 8, USC Upstate -- 1/2/19 ; Wake Forest -- 3/3/18
3FG made: 2, at Clemson -- 2/24/18
3FG attempts: 3, USC Upstate -- 1/2/19 ; Kennesaw State -- 12/28/18
FT made: 4, Florida A&M -- 12/9/18
FT attempts: 4, USC Upstate -- 1/2/19 ; Lamar -- 11/9/18 ; Florida A&M -- 12/9/18
Minutes: 36, Wake Forest -- 3/3/18

0 • Michael Devoe • G • 6-4 • 188 • Fr.

- Four-star prep prospect with a high IQ who has averaged 27.9 minutes off the bench in 13 games ... Missed six weeks of preseason practice with an injured right big toe, but is steadily improving
- Started Tech's last five games, beginning Dec. 19 at Arkansas, averaging 32.6 minutes and 12.8 points ... Has shot 52.5 percent from the floor in that stretch
- Scored in double digits six times, including 11 at Arkansas (3-10 FG, 4-5 FT) and a personal-best 16 in his ACC debut vs. Wake Forest (4-6 FG, 3-4 3pt)
- Gets steals in bunches (22 total), has blocked nine shots
- Leads the team in free throws made and attempted, hitting 77.1 percent (37-48)
- Consensus four-star prospect listed No. 43 nationally and No. 13 at the point guard position by Rivals; No. 45 overall and No. 9 at his position by 247Sports rankings
- Montverde Academy in Orlando, Fla., which compiled a perfect 36-0 record in 2017-18 and a claim to the Geico National Championship title ... Scored 21 points in the title game

CAREER HIGHS

Points: 16, Wake Forest -- 1/5/19
Rebounds: 6, Gardner-Webb -- 12/17/18
Assists: 6, Kennesaw State -- 12/28/18
Steals: 4, East Carolina -- 11/16/18 ; Florida A&M -- 12/9/18
Blocks: 2, at Northwestern -- 11/28/18
FG made: 6, Georgia -- 12/22/18
FG attempts: 10, at Arkansas -- 12/19/18 ; Georgia -- 12/22/18
3FG made: 3, Wake Forest -- 1/5/19
3FG attempts: 5, UTRGV -- 11/21/18
FT made: 7, UTRGV -- 11/21/18
FT attempts: 8, UTRGV -- 11/21/18 ; Wake Forest -- 1/5/19
Minutes: 39, Georgia -- 12/22/18

34 • Abdoulaye Gueye • F • 6-9 • 217 • r-Sr.

- Named is pronounced "ab-doo-LIE - GAY"
- Wiry "stretch-4" forward with long arms who plays on the interior but is quick and athletic enough to defend the wing ... Has a 7-foot, 1-inch wingspan and a 9-foot, 1-inch reach
- Came up big against Kennesaw State, matching career-high 16 points (7-7 FG) with eight rebounds in 19 minutes ... Followed that with six points and five boards against Upstate ... 11-of-14 from the floor Tech's last three games with seven assists and six blocked shots
- Started Tech's first six games at the "5" position this season (6.3 ppg, 4.5 rpg), where he backed up Ben Lammers last season ... Gave way to James Banks in the starting lineup, playing 34 minutes in Tech's next five games off the bench (four points, eight rebounds)
- Averaged 6.5 points (50 pct. FG) and 4.5 rebounds in ACC play last season, averaging 22.3 minutes (career-high 39 at Louisville)
- Disruptive on the defensive end (33 blocked shots, 20 steals last season; 8 blocks, 7 steals this season) ... Developed into a dependable scorer in the post and a good passer on the offensive end (33 assists last year, 5 this year)

CAREER HIGHS

Points: 16, at Pittsburgh -- 1/13/18 ; Kennesaw State -- 12/28/18
Rebounds: 9, Yale -- 1/6/18 ; Ohio -- 11/18/16 ; at Louisville -- 2/8/18
Assists: 5, UTRGV -- 11/22/17
Steals: 3, Yale -- 1/6/18 ; East Carolina -- 11/16/18 ; UTRGV -- 11/21/18
Blocks: 5, Syracuse -- 1/31/18 ; Lamar -- 11/9/18
FG made: 7, at Pittsburgh -- 1/13/18 ; Clemson -- 1/28/18 ; Kennesaw State -- 12/28/18
FG attempts: 14, Clemson -- 1/28/18
3FG made: 2, UTRGV -- 11/22/17
3FG attempts: 1, East Carolina -- 11/16/18
FT made: 6, at Florida State -- 01/24/18 ; at Florida State -- 1/24/18 ; Bethune-Cookman -- 11/19/17
FT attempts: 8, Bethune-Cookman -- 11/19/17 ; UTRGV -- 11/22/17
Minutes: 39, at Louisville -- 2/8/18

BIO UPDATES

13 • Curtis Haywood II • F • 6-5 • 202 • So.

- Long-armed and athletic wing who played 15 games and started seven before missing the last 11 of the season with a stress reaction in his right leg ... Also missed six games in late December
- Excellent shooting ability, basketball IQ, and defensive skills ... Has a 6-foot, 11-inch wingspan
- Tech's fifth-leading scorer (7.8 ppg) with 28 assists and 14 turnovers with 16 steals ... Has five games with no turnovers this season
- Scored career-high 18 points (5-9 FG, 3-5 on 3s, 5-6 FT) vs. East Carolina, 12 vs. Gardner-Webb
- Leads Tech in three-pointers made with second-most attempts (22-of-63, 34.9 pct.)
- Averaged 5.3 points and 3.9 rebounds in 15 games last season, hitting 37 percent of his shots from three-point range
- Picked things up quickly early in the season, averaging 34.0 minutes over six games before his first injury absence while reaching double figures in four (10.2 ppg, 18-of-34 FG, 12-of-22 on 3s)

CAREER HIGHS

Points: 18, East Carolina -- 11/16/18
Rebounds: 8, Tennessee -- 12/3/17
Assists: 6, 4 times
Steals: 4, UTRGV -- 11/21/18
Blocks: 1, 8 times
FG made: 5, East Carolina -- 11/16/18 ; North Texas -- 11/24/17
FG attempts: 9, East Carolina -- 11/16/18 ; North Texas -- 11/24/17 ; Lamar -- 11/9/18
3FG made: 4, Gardner-Webb -- 12/17/18
3FG attempts: 8, Gardner-Webb -- 12/17/18
FT made: 5, East Carolina -- 11/16/18
FT attempts: 6, East Carolina -- 11/16/18
Minutes: 37, UTRGV-- 11/22/17

12 • Khalid Moore • F • 6-6 • 200 • Fr.

- Athletic and long (7-foot, 0.5-inch wingspan) forward with good shooting ability and basketball IQ
- Played 19.2 mpg minutes in Tech's last eight games since a DNP vs. Prairie View A&M, and has started Tech's last five games
- Averaged 6.6 points and 1.6 rebounds while hitting 17-of-33 shots from the floor and 22-of-24 from the free throw line
- Career-high 14 points (6-6 FG, 2-2 on 3s) vs. Florida A&M, 10 at Arkansas
- Scored six points with two assists vs. St. John's ... Productive 15 minutes at Northwestern despite scoring just two points ... Had three assists, three rebounds, two steals, and Tech was plus-22 when he was on the floor
- Scored six points, all from the free throw line, in his ACC debut against Wake Forest (4-4 in final minute)
- Gives Tech two New York natives on the roster ... Came from the same high school (Archbishop Molloy) as Yellow Jackets' legendary point guard Kenny Anderson, and played on the same AAU team as teammate Jose Alvarado
- Rated a three-star prospect by most services, though he was a 4-star by ESPN

CAREER HIGHS

Points: 14, Florida A&M -- 12/9/18
Rebounds: 4, UTRGV -- 11/21/18
Assists: 3, at Northwestern -- 11/28/18 ; at Arkansas -- 12/19/18
Steals: 2, at Northwestern -- 11/28/18 ; Florida A&M -- 12/9/18 ; Wake Forest -- 1/5/19
Blocks: 1, Georgia -- 12/22/18 ; Florida A&M -- 12/9/18
FG made: 6, Florida A&M -- 12/9/18
FG attempts: 7, at Arkansas -- 12/19/18 ; Georgia -- 12/22/18
3FG made: 2, Florida A&M -- 12/9/18
3FG attempts: 2, Georgia -- 12/22/18 ; Florida A&M -- 12/9/18
FT made: 6, Wake Forest -- 1/5/19
FT attempts: 6, at Arkansas -- 12/19/18 ; Wake Forest -- 1/5/19
Minutes: 34, at Arkansas -- 12/19/18

24 • Sylvester Ogbonda • C • 6-10 • 237 • r-Jr.

- Last name pronounced "oh-BOND-uh"
- Remains a backup at the center position, but has averaged 8.2 minutes, 2.7 points and 2.6 rebounds in six games
- Played 23 minutes against Lamar, two more than he logged all of last season, and set career highs of seven points and nine rebounds
- Minutes have evaporated since James Banks became eligible (26 total in five games)
- Played in just nine games, six in the ACC, last season, but saw 10 minutes against Virginia Tech and scored seven points with four rebounds, all season highs
- Sat out the 2015-16 season as a redshirt ... Long and mobile with excellent athletic ability ... Runs the floor well and is agile around the rim ... Good shot blocker who also blocks out well as a rebounder
- Originally from Nigeria, attended the National Christian Academy in Fort Washington, Md.

CAREER HIGHS

Points: 8, Tusculum -- 2/7/17
Rebounds: 9, Lamar -- 11/9/18
Assists: 4, Lamar -- 11/9/18
Steals: 1, Lamar -- 11/9/18
Blocks: 1, Lamar -- 11/9/18
FG made: 2, Lamar -- 11/9/18
FG attempts: 7, Tusculum -- 2/7/17
FT made: 3, Lamar -- 11/9/18
FT attempts: 5, Lamar -- 11/9/18
Minutes: 23, Lamar -- 11/9/18

2 • Shembari Phillips • G • 6-3 • 202 • r-Jr.

- Sat out last season after transferring from Tennessee, has two years of eligibility with Tech
- Started Tech's first six games, averaging 19.7 minutes, 4.7 points and 1.3 assists per game ... DNP vs. Arkansas and Georgia before playing 19 minutes in the last two
- Scored 10 points against Lamar with four assists in the season opener
- Has hit 41.2 percent from the floor and 4-of-16 from three-point range
- Part-time starter at Tennessee (24 starts, 64 games) over two years with the Volunteers who shot 37.1 percent from three-point range and 77 percent from the free throw line ... Proved himself to be a capable scorer and established a reputation as a good defender

CAREER HIGHS

Points: 10, Lamar -- 11/9/18
Rebounds: 4, Lamar -- 11/9/18 ; vs St. John's -- 12/1/18 ; Florida A&M -- 12/9/18
Assists: 4, Lamar -- 11/9/18
Steals: 3, Lamar -- 11/9/18
Blocks: 1, vs St. Johns -- 12/1/18 ; vs St. John's -- 12/1/18
FG made: 4, Lamar -- 11/9/18
FG attempts: 7, Lamar -- 11/9/18
3FG made: 1, 4 times
3FG attempts: 3, UTRGV -- 11/21/18 ; Lamar -- 11/9/18
FT made: 3, Florida A&M -- 12/9/18
FT attempts: 4, Florida A&M -- 12/9/18
<i>*with Georgia Tech</i>

BIO UPDATES

35 • Kristian Sjolund • F • 6-7 • 200 • Fr.

- Successful and versatile high school performer with international experience
- Has the ability to stretch the floor with his jump shot, has impressive shot mechanics, a smooth shooting motion and deep range on his shot ... Runs the floor well, has good athleticism, hands and footwork ... Has a 6-foot, 10.25-inch wingspan
- Played in eight games, with his most extensive court time coming against East Carolina (11 minutes, two points, three rebounds)
- Played with Norway in the 2015 FIBA U16 European Championships, averaging 18.7 points and 5.9 rebounds a game; then in 2017, he played in the U18 Nordic Championship and scored 7.2 points a game

CAREER HIGHS

Points: 3, Florida A&M -- 12/9/18
Rebounds: 3, East Carolina -- 11/16/18
Assists: 1, Lamar -- 11/9/18 ; Kennesaw State -- 12/28/18
FG made: 1, Florida A&M -- 12/9/18
FG attempts: 3, Florida A&M -- 12/9/18
3FG made: 1, Florida A&M -- 12/9/18
3FG attempts: 2, East Carolina -- 11/16/18 ; UTRGV -- 11/21/18 ; Florida A&M -- 12/9/18
FT made: 2, East Carolina -- 11/16/18
FT attempts: 2, East Carolina -- 11/16/18
Minutes: 11, East Carolina -- 11/16/18

5 • Moses Wright • F • 6-9 • 217 • So.

- Raw, but athletic frontcourt player who has played basketball competitively only since age 14 before signing with Tech in spring of 2017 ... With development, has the ability to impact the game at both ends with his shooting, rebounding and shot-blocking ability
- Started last 11 games, replacing the injured Evan Cole, who started Tech's first two games ... Scored 11 points vs. UTRGV (5-8 FG), 12 points (5-8 FG) vs. St. John's, 10 (5-8 FG) vs. Kennesaw State
- Averaging 18.5 minutes this season, 6.1 points and 3.7 rebounds, 42.3 percent from the floor
- Averaged 23.1 minutes over Tech's final eight games (five starts) as a freshman, including a season-high of 35 at Virginia ... Averaged 4.3 points and 4.9 rebounds ... Had played very little in Tech's first 11 ACC games
- Grew four inches and added 40 pounds after his sophomore year in high school... has a 6-foot, 11.25-inch wingspan
- First North Carolina native to sign with Tech since Anthony Morrow (Charlotte), who played at Tech from 2004-08 and was an eight-year NBA veteran

CAREER HIGHS

Points: 19, Florida A&M -- 12/17/17
Rebounds: 8, Bethune-Cookman -- 11/19/17 ; Virginia Tech -- 2/17/18
Assists: 5, Kennesaw State -- 12/28/18
Steals: 3, at Tennessee -- 11/13/18
Blocks: 1, 7 times
FG made: 8, Florida A&M -- 12/17/17
FG attempts: 10, at Clemson -- 2/24/18
3FG made: 1, at Tennessee -- 11/13/18 ; East Carolina -- 11/16/18
3FG attempts: 4, Virginia Tech -- 2/17/18
FT made: 2, 4 times
FT attempts: 7, Florida A&M -- 12/17/17
Minutes: 35, at Virginia -- 2/21/18

11 • Evan Jester • F • 6-6 • 191 • So.

- All-state wing forward from suburban Atlanta and one of the top prep programs in the state of Georgia who joined the Yellow Jackets' program as a non-scholarship player for the fall 2017 term
- Played four seasons of basketball at Sandy Creek High School, helping lead the Patriots to a 23-8 record and a berth in the semifinals of the Georgia state AAAA playoffs
- Named to the Georgia Athletic Coaches Association AAAA all-state team and all-region player of the year, also to the all-state team named by Hoopseen

45 • Shaheed Medlock • G • 6-5 • 196 • Jr.

- Non-(athletic)-scholarship player who enrolled at Tech and joined the basketball program in the summer of 2016 ... Was not on the team in 2017-18, but returned this fall ...
- Attending Tech on a Bill Gates Millennium Scholarship
- Earned a reputation as an outstanding defensive player in high school

55 • Malachi Rice • G • 6-0 • 186 • So.

- Left-handed point guard who played four years, lettering in three, on the varsity team at Brebeuf Jesuit Preparatory School ... Led Brebeuf to Circle City Conference championships twice
- Older brother Solomon is a distance runner on the track team at Columbia University .. Twin brother Isaiah is a freshman walk-on basketball player at Vanderbilt ... His uncle, Kenneth Rice, played basketball at Alabama from 1988-91

MISCELLANEOUS

Starting Lineups

Game	C	F	G	G	G
N9 LAMAR	Gueye	Cole	Phillips	Haywood II	Alvarado
N13 at Tennessee	Gueye	Cole	Phillips	Haywood II	Alvarado
N16 EAST CAROLINA	Gueye	Wright	Phillips	Haywood II	Alvarado
N21 UT RIO GRANDE VALLEY	Gueye	Wright	Phillips	Haywood II	Alston
N23 PRAIRIE VIEW A&M	Gueye	Wright	Phillips	Haywood II	Alvarado
N28 at Northwestern	Gueye	Wright	Phillips	Haywood II	Alvarado
D1 vs. St. John's	Banks III	Wright	Alston	Haywood II	Alvarado
D9 FLORIDA A&M	Banks III	Wright	Alston	Haywood II	Alvarado
D17 GARDNER-WEBB	Banks III	Wright	Alston	Haywood II	Alvarado
D19 at Arkansas	Banks III	Wright	Devoe	Moore	Alvarado
D22 GEORGIA	Banks III	Wright	Devoe	Moore	Alvarado
D28 KENNESAW STATE	Banks III	Wright	Devoe	Moore	Alvarado
J2 USC UPSTATE	Banks III	Wright	Devoe	Moore	Alvarado
J5 WAKE FOREST	Banks III	Wright	Devoe	Moore	Alvarado
J9 VIRGINIA TECH					
J12 at Syracuse					
J16 at Clemson					
J19 LOUISVILLE					
J22 NOTRE DAME					
J26 at Duke					
J29 NORTH CAROLINA					
F2 at Florida State					
F6 CLEMSON					
F10 at Notre Dame					
F13 at Virginia Tech					
F16 FLORIDA STATE					
F20 PITTSBURGH					
F23 at Miami					
F27 at Virginia					
M3 BOSTON COLLEGE					
M6 at NC State					

Specialty Stats (GT/Opp)

Game	Paint	OffTO	2ndCh	FBreak	Bench
N9 LAMAR	38/30	22/18	9/7	16/21	41/27
N13 at Tennessee	20/22	12/6	11/10	0/4	34/4
N16 EAST CAROLINA	24/28	16/18	8/8	19/18	35/24
N21 UT RIO GRANDE VALLEY	30/16	19/4	5/10	19/3	31/16
N23 PRAIRIE VIEW A&M	36/22	19/10	2/5	15/6	25/9
N28 at Northwestern	32/26	12/17	12/14	9/13	27/12
D1 vs. St. John's	38/28	7/13	8/10	12/11	11/2
D9 FLORIDA A&M	32/16	31/10	7/6	17/11	36/17
D17 GARDNER-WEBB	36/48	6/9	14/10	19/9	8/20
D19 at Arkansas	30/26	13/23	15/3	11/11	10/14
D22 GEORGIA	32/38	14/9	17/9	13/17	14/26
D28 KENNESAW STATE	50/14	27/13	6/1	28/14	45/33
J2 USC UPSTATE	46/24	11/17	5/10	22/14	45/24
J5 WAKE FOREST	34/28	14/16	8/16	15/20	31/10
J9 VIRGINIA TECH					
J12 at Syracuse					
J16 at Clemson					
J19 LOUISVILLE					
J22 NOTRE DAME					
J26 at Duke					
J29 NORTH CAROLINA					
F2 at Florida State					
F6 CLEMSON					
F10 at Notre Dame					
F13 at Virginia Tech					
F16 FLORIDA STATE					
F20 PITTSBURGH					
F23 at Miami					
F27 at Virginia					
M3 BOSTON COLLEGE					
M6 at NC State					

Miscellaneous

Opponent	Uniform Color	Tip	Large Lead	Large Deficit	Ties	Lead Changes	GT Led	Opp Led	Game Tied	1st GT Subs	On the Floor at the End
N9 LAMAR	White	LU	28	--	--	--	37:37	--	2:23	Alston for Haywood, 14:28	Alston, Alvarado, Devoe, Haywood II, Wright
N13 at Tennessee	Navy	UT	2	15	1	1	0:56	37:20	1:44	Alston, Devoe, Ogbonda, Wright – 15:58-1st half	Alston, Devoe, Moore, Ogbonda, Sjolund
N16 EAST CAROLINA	White	ECU	32	5	2	5	29:31	9:03	1:26	Alston, Banks, Devoe – 15:04-1st half	Jester, Medlock, Ogbonda, Rice, Schafer
N21 UTRGV	White	GT	35	--	--	--	38:35	--	1:25	Alvarado, Banks, Devoe – 14:08-1st half	Jester, Moore, Ogbonda, Schafer, Sjolund
N23 PRAIRIE VIEW A&M	White	GT	11	10	2	1	10:36	26:54	2:30	Alston, Banks – 16:48-1st half	Alvarado, Alston, Haywood II, Gueye, Banks
N28 at Northwestern	White	NU	--	28	1	--	--	38:27	1:33	Banks - 19:09-1st half	Alston, Alvarado, Devoe, Moore, Gueye
D1 vs. St. John's	White	GT	16	8	2	3	23:30	15:39	0:51	Devoe, Gueye, Moore – 14:21-1st half	Alston, Alvarado, Phillips, Wright, Banks III
D9 FLORIDA A&M	White	FAMU	35	--	1	--	37:33	--	2:27	Gueye – 15:56-1st half	Cole, Gueye, Ogbonda, Phillips, Sjolund
D17 GARDNER-WEBB	White	GT	4	13	4	7	3:43	33:21	2:56	Devoe, Moore, Gueye – 14:40-1st half	Alvarado, Alston, Devoe, Moore, Banks III
D19 at Arkansas	Gold	ARK	11	5	5	11	23:38	11:45	4:37	Alston, Gueye – 14:07-1st half	Alston, Alvarado, Devoe, Moore, Banks III
D22 GEORGIA	White	UGA	--	16	2	--	--	35:49	4:11	Alston – 14:50-1st half	Alvarado, Alston, Devoe, Haywood II, Banks III
D28 KENNESAW STATE	White	GT	36	--	--	--	38:02	--	1:58	Haywood II – 12:44-1st half	Cole, Medlock, Phillips, Sjolund, Ogbonda
J2 USC UPSTATE	White	GT	19	4	3	7	29:57	5:51	4:12	Alston, Gueye – 16:57-1st half	Alston, Cole, Phillips, Sjolund, Wright
J5 WAKE FOREST	White	GT	14	--	--	1	38:50	--	1:10	Alston, Haywood, Gueye – 13:03-1st half	Alvarado, Devoe, Moore, Cole, Banks III
J9 VIRGINIA TECH											
J12 at Syracuse											
J16 at Clemson											
J19 LOUISVILLE											
J22 NOTRE DAME											
J26 at Duke											
J29 NORTH CAROLINA											
F2 at Florida State											
F6 CLEMSON											
F10 at Notre Dame											
F13 at Virginia Tech											
F16 FLORIDA STATE											
F20 PITTSBURGH											
F23 at Miami											
F27 at Virginia											
M3 BOSTON COLLEGE											
M6 at NC State											

2018-19 Georgia Tech Basketball
Georgia Tech Combined Team Statistics (as of Jan 05, 2019)
All games

Overall record: 9-5 Conf: 1-0 Home: 8-2 Away: 1-2 Neutral: 0-1

##	Player	gp-gs	min	avg	Total		3-Point		F-Throw		Rebounds				pf	dq	a	to	blk	stl	pts	avg
					fg-fga	fg%	3fg-fga	3fg%	ft-fa	ft%	off	def	tot	avg								
10	Alvarado, Jose	14-13	444	31.7	66-157	.420	18-73	.247	34-44	.773	7	47	54	3.9	34	1	46	30	2	26	184	13.1
04	Alston, Brandon	14-4	324	23.1	47-97	.485	17-41	.415	35-43	.814	4	25	29	2.1	28	0	21	25	2	7	146	10.4
01	Banks III, James	13-8	349	26.8	49-80	.613	0-0	.000	30-46	.652	44	62	106	8.2	34	2	18	29	32	5	128	9.8
00	Devoe, Michael	14-5	390	27.9	40-92	.435	11-34	.324	37-48	.771	4	38	42	3.0	30	1	34	28	9	22	128	9.1
13	Haywood II, Curtis	14-9	284	20.3	36-85	.424	22-63	.349	15-19	.789	4	27	31	2.2	22	1	28	14	0	16	109	7.8
03	Cole, Evan	7-2	86	12.3	16-28	.571	3-10	.300	10-12	.833	1	17	18	2.6	11	0	4	3	3	5	45	6.4
05	Wright, Moses	14-12	261	18.6	36-85	.424	2-13	.154	11-24	.458	9	44	53	3.8	19	0	14	13	8	8	85	6.1
12	Moore, Khalid	13-5	211	16.2	19-40	.475	3-7	.429	26-30	.867	4	18	22	1.7	21	0	17	12	2	8	67	5.2
34	Gueye, Abdoulaye	14-6	187	13.4	27-54	.500	0-1	.000	13-20	.650	14	36	50	3.6	25	1	13	17	16	9	67	4.8
02	Phillips, Shembari	11-6	161	14.6	14-34	.412	4-16	.250	7-9	.778	0	16	16	1.5	20	0	12	14	1	4	39	3.5
24	Ogbonda, Sylvester	6-0	49	8.2	5-13	.385	0-0	.000	6-10	.600	6	9	15	2.5	12	1	4	5	1	1	16	2.7
35	Sjolund, Kristian	8-0	43	5.4	1-9	.111	1-8	.125	2-2	1.000	0	5	5	0.6	10	0	2	4	0	0	5	0.6
11	Jester, Evan	2-0	3	1.5	0-0	.000	0-0	.000	0-2	.000	0	1	1	0.5	0	0	0	1	0	0	0	0.0
32	Schafer, Avi	2-0	4	2.0	0-0	.000	0-0	.000	0-0	.000	2	0	2	1.0	1	0	0	0	0	0	0	0.0
45	Medlock, Shaheed	2-0	2	1.0	0-0	.000	0-0	.000	0-0	.000	0	0	0	0.0	1	0	0	0	0	0	0	0.0
55	Rice, Malachi	2-0	2	1.0	0-1	.000	0-0	.000	0-0	.000	0	0	0	0.0	1	0	0	0	0	0	0	0.0
Team											21	27	48				7					
Total.....		14	2800		356-775	.459	81-266	.305	226-309	.731	120	372	492	35.1	269	7	213	202	76	111	1019	72.8
Opponents.....		14	2801		302-787	.384	77-271	.284	202-310	.652	149	325	474	33.9	272	5	170	212	36	102	883	63.1

TEAM STATISTICS	GT	OPP	Date	Opponent	Score	Att.
SCORING	1019	883	11/9/18	LAMAR	w 88-69	4691
Points per game	72.8	63.1	11/13/18	at Tennessee	L 53-66	16219
Scoring margin	+9.7	-	11/16/18	EAST CAROLINA	w 79-54	4922
FIELD GOALS-ATT	356-775	302-787	11/21/18	UTRGV	w 72-44	4175
Field goal pct	.459	.384	11/23/18	PRAIRIE VIEW	w 65-54	4306
3 POINT FG-ATT	81-266	77-271	# 11/28/18	at Northwestern	L 61-67	6378
3-point FG pct	.305	.284	+ 12/1/18	vs St. John's	L 73-76	5749
3-pt FG made per game	5.8	5.5	12/9/18	FLORIDA A&M	w 73-40	4951
FREE THROWS-ATT	226-309	202-310	12/17/18	GARDNER-WEBB	L 69-79	4268
Free throw pct	.731	.652	12/19/18	at Arkansas	w 69-65	14368
F-Throws made per game	16.1	14.4	12/22/18	GEORGIA	L 59-70	8600
REBOUNDS	492	474	12/28/18	KENNESAW STATE	w 87-57	5589
Rebounds per game	35.1	33.9	1/2/19	USC UPSTATE	w 79-63	4397
Rebounding margin	+1.3	-	* 1/5/19	WAKE FOREST	w 92-79	6397
ASSISTS	213	170				
Assists per game	15.2	12.1		* = Conference game		
TURNOVERS	202	212		# = ACC/Big Ten Challenge		
Turnovers per game	14.4	15.1		+ = Miami Hoophall Invitational		
Turnover margin	+0.7	-				
Assist/turnover ratio	1.1	0.8				
STEALS	111	102				
Steals per game	7.9	7.3				
BLOCKS	76	36				
Blocks per game	5.4	2.6				
ATTENDANCE	52296	42714				
Home games-Avg/Game	10-5230	3-12322				
Neutral site-Avg/Game	-	1-5749				

Score by Periods	1st	2nd	Totals
Georgia Tech	474	545	1019
Opponents	381	502	883

2018-19 Georgia Tech Basketball
 Georgia Tech Combined Team Statistics (as of Jan 05, 2019)
ACC games only

RECORD:	OVERALL	HOME	AWAY	NEUTRAL
ALL GAMES	1-0	1-0	0-0	0-0
CONFERENCE	1-0	1-0	0-0	0-0
NON-CONFERENCE	0-0	0-0	0-0	0-0

#	Player	gp-gs	min	avg	Total		3-Point		F-Throw		Rebounds			pf	dq	a	to	blk	stl	pts	avg	
					fg-fga	fg%	3fg-fga	3fg%	ft-fa	ft%	off	def	tot									avg
01	Banks III, James	1-1	35	35.0	9-11	.818	0-0	.000	2-3	.667	1	3	4	4.0	0	0	2	3	3	0	20	20.0
00	Devoe, Michael	1-1	34	34.0	4-6	.667	3-4	.750	5-8	.625	1	3	4	4.0	3	0	4	2	0	1	16	16.0
04	Alston, Brandon	1-0	20	20.0	4-7	.571	0-3	.000	6-6	1.000	0	0	0	0.0	2	0	1	1	0	0	14	14.0
10	Alvarado, Jose	1-1	37	37.0	3-9	.333	1-6	.167	6-6	1.000	0	4	4	4.0	2	0	7	0	0	2	13	13.0
03	Cole, Evan	1-0	15	15.0	4-5	.800	1-2	.500	0-0	.000	0	4	4	4.0	4	0	0	1	2	1	9	9.0
05	Wright, Moses	1-1	20	20.0	3-7	.429	0-1	.000	0-0	.000	1	4	5	5.0	2	0	3	1	1	1	6	6.0
12	Moore, Khalid	1-1	18	18.0	0-0	.000	0-0	.000	6-6	1.000	0	2	2	2.0	2	0	2	2	0	2	6	6.0
13	Haywood II, Curtis	1-0	11	11.0	1-4	.250	1-4	.250	2-2	1.000	1	1	2	2.0	2	0	1	0	0	3	5	5.0
34	Gueye, Abdoulaye	1-0	10	10.0	1-3	.333	0-0	.000	1-3	.333	1	1	2	2.0	2	0	0	2	2	1	3	3.0
Team											1	4	5									
Total.....		1	200		29-52	.558	6-20	.300	28-34	.824	6	26	32	32.0	19	0	20	12	8	11	92	92.0
Opponents.....		1	200		27-68	.397	9-22	.409	16-22	.727	14	19	33	33.0	23	1	10	13	2	6	79	79.0

TEAM STATISTICS	GT	OPP	Date	Opponent	Score	Att.
SCORING	92	79	* 1/5/19	WAKE FOREST	w 92-79	6397
Points per game	92.0	79.0				
Scoring margin	+13.0	-				
FIELD GOALS-ATT	29-52	27-68				
Field goal pct	.558	.397				
3 POINT FG-ATT	6-20	9-22				
3-point FG pct	.300	.409				
3-pt FG made per game	6.0	9.0				
FREE THROWS-ATT	28-34	16-22				
Free throw pct	.824	.727				
F-Throws made per game	28.0	16.0				
REBOUNDS	32	33				
Rebounds per game	32.0	33.0				
Rebounding margin	-1.0	-				
ASSISTS	20	10				
Assists per game	20.0	10.0				
TURNOVERS	12	13				
Turnovers per game	12.0	13.0				
Turnover margin	+1.0	-				
Assist/turnover ratio	1.7	0.8				
STEALS	11	6				
Steals per game	11.0	6.0				
BLOCKS	8	2				
Blocks per game	8.0	2.0				
ATTENDANCE	6397	0				
Home games-Avg/Game	1-6397	0-0				
Neutral site-Avg/Game	-	0-0				

* = Conference game
 # = ACC/Big Ten Challenge
 + = Miami Hoophall Invitational

Score by Periods	1st	2nd	Totals
Georgia Tech	33	59	92
Opponents	28	51	79

2018-19 Georgia Tech Basketball
Georgia Tech Points-Rebounds-Assists (as of Jan 05, 2019)
All games

Opponent	Date	Score		00	01	02	03	04	05	10
				DEVOE,MICH	BANKS III,	PHILLIPS,S	COLE,EVAN	ALSTON,BRA	WRIGHT,MOS	ALVARADO,J
LAMAR	11/9/18	88-69	w	9-1-2	DNP	10-4-4	5-2-1	17-0-2	8-4-1	14-3-5
at Tennessee	11/13/18	53-66	L	0-2-0	5-7-0	2-1-1	0-3-0	16-4-1	7-3-1	8-1-1
EAST CAROLINA	11/16/18	79-54	w	13-1-0	5-6-1	5-0-2	DNP	9-3-1	6-6-0	9-4-6
UTRGV	11/21/18	72-44	w	14-2-5	2-8-1	6-0-0	DNP	9-2-0	11-4-1	12-3-3
PRAIRIE VIEW	11/23/18	65-54	w	6-4-3	5-9-0	5-1-0	DNP	14-2-0	4-2-0	15-3-6
at Northwestern	11/28/18	61-67	L	7-4-2	12-12-0	0-2-1	DNP	6-2-2	1-1-0	24-3-0
vs St. John's	12/1/18	73-76	L	5-2-1	14-12-1	0-4-0	DNP	14-4-2	12-3-0	17-3-4
FLORIDA A&M	12/9/18	73-40	w	8-2-3	6-4-5	5-4-0	4-0-0	15-3-1	5-4-0	4-2-1
GARDNER-WEBB	12/17/18	69-79	L	2-6-4	22-12-0	0-0-0	0-1-0	4-3-5	4-5-1	19-3-1
at Arkansas	12/19/18	69-65	w	11-3-2	14-14-3	DNP	DNP	2-0-1	4-4-1	20-9-1
GEORGIA	12/22/18	59-70	L	14-5-0	11-8-1	DNP	DNP	6-1-0	7-4-1	11-8-5
KENNESAW STATE	12/28/18	87-57	w	9-3-6	8-5-1	3-0-3	11-3-1	10-1-4	10-6-5	10-3-2
USC UPSTATE	1/2/19	79-63	w	14-3-2	4-5-3	3-0-1	16-5-2	10-4-1	0-2-0	8-5-4
WAKE FOREST	1/5/19	92-79	w	16-4-4	20-4-2	DNP	9-4-0	14-0-1	6-5-3	13-4-7

Opponent	Date	Score		12	13	24	34	35
				MOORE,KHAL	HAYWOOD II	OGBONDA,SY	GUEYE,ABDO	SJOLUND,KR
LAMAR	11/9/18	88-69	w	0-1-1	13-0-4	7-9-4	5-7-1	0-0-1
at Tennessee	11/13/18	53-66	L	4-1-1	2-3-0	2-2-0	7-4-0	0-0-0
EAST CAROLINA	11/16/18	79-54	w	4-1-1	18-3-0	2-3-0	6-4-1	2-3-0
UTRGV	11/21/18	72-44	w	0-4-0	7-7-6	3-1-0	8-4-0	0-1-0
PRAIRIE VIEW	11/23/18	65-54	w	DNP	10-4-3	DNP	6-5-2	DNP
at Northwestern	11/28/18	61-67	L	2-3-3	3-0-0	DNP	6-3-0	DNP
vs St. John's	12/1/18	73-76	L	6-1-2	5-1-1	DNP	0-3-1	DNP
FLORIDA A&M	12/9/18	73-40	w	14-3-0	7-3-2	2-0-0	0-1-1	3-1-0
GARDNER-WEBB	12/17/18	69-79	L	6-1-1	12-1-1	DNP	0-0-0	DNP
at Arkansas	12/19/18	69-65	w	10-3-3	6-2-3	DNP	2-2-0	DNP
GEORGIA	12/22/18	59-70	L	2-1-1	6-0-1	DNP	2-2-0	0-0-0
KENNESAW STATE	12/28/18	87-57	w	5-1-1	5-1-2	0-0-0	16-8-3	0-0-1
USC UPSTATE	1/2/19	79-63	w	8-0-1	10-4-4	DNP	6-5-4	0-0-0
WAKE FOREST	1/5/19	92-79	w	6-2-2	5-2-1	DNP	3-2-0	DNP

2018-19 Georgia Tech Basketball
 Georgia Tech Team Game-by-Game Comparison (as of Jan 05, 2019)
All games

Opponent	1st	2nd	Score	Mar	Total FG	FG Pct	3-Pointers	3FG Pct	Free Throws	FT Pct	Rebounds	Assist	T/Over	Block	Steal	Fouls
LAMAR	44/22	44/47	88-69	+19	32-63/23-60	.508/.383	12-30/5-16	.400/.313	12-21/18-33	.571/.545	35/38 (3)	26/13	15/19	8/0	10/11	24/20
Tennessee	25/33	28/33	53-66	(13)	16-58/19-48	.276/.396	3-19/4-12	.158/.333	18-21/24-38	.857/.632	37/44 (7)	5/12	14/13	2/4	6/6	30/19
EAST CAROLINA	40/24	39/30	79-54	+25	26-53/21-59	.491/.356	9-17/2-17	.529/.118	18-25/10-19	.720/.526	37/37 -	12/7	18/21	5/4	13/8	17/22
UTRGV	42/11	30/33	72-44	+28	22-51/12-53	.431/.226	6-21/4-22	.286/.182	22-35/16-33	.629/.485	42/41 +1	16/10	11/16	6/1	12/5	21/26
PRAIRIE VIEW	26/27	39/27	65-54	+11	24-51/18-48	.471/.375	4-17/5-18	.235/.278	13-20/13-16	.650/.813	31/29 +2	14/8	11/15	4/0	4/5	17/19
Northwestern	20/40	41/27	61-67	(6)	20-53/23-54	.377/.426	4-12/7-20	.333/.350	17-24/14-21	.708/.667	33/34 (1)	8/16	14/15	6/4	9/9	21/21
St. John's	38/29	35/47	73-76	(3)	24-53/22-58	.453/.379	4-21/5-19	.190/.263	21-24/27-35	.875/.771	35/30 +5	12/8	16/5	5/0	4/6	25/22
FLORIDA A&M	36/13	37/27	73-40	+33	25-46/16-46	.543/.348	6-15/2-11	.400/.182	17-22/6-11	.773/.545	31/26 +5	13/6	18/25	7/1	12/11	14/21
GARDNER-WEBB	38/45	31/34	69-79	(10)	28-63/31-59	.444/.525	6-23/6-15	.261/.400	7-10/11-15	.700/.733	34/33 +1	13/19	12/9	4/1	5/7	15/10
Arkansas	31/32	38/33	69-65	+4	25-55/24-63	.455/.381	5-17/10-32	.294/.313	14-20/7-9	.700/.778	43/31 +12	14/16	20/16	6/6	8/7	16/17
GEORGIA	19/29	40/41	59-70	(11)	21-65/25-55	.323/.455	3-16/5-18	.188/.278	14-20/15-18	.700/.833	34/41 (7)	9/16	13/16	4/10	4/7	16/20
KENNESAW STATE	49/23	38/34	87-57	+30	35-62/21-51	.565/.412	8-22/6-18	.364/.333	9-10/9-14	.900/.643	33/20 +13	29/17	12/19	4/2	10/4	16/12
USC UPSTATE	33/25	46/38	79-63	+16	29-50/20-65	.580/.308	5-16/7-31	.313/.226	16-23/16-26	.696/.615	35/37 (2)	22/12	16/10	7/1	3/10	18/20
WAKE FOREST	33/28	59/51	92-79	+13	29-52/27-68	.558/.397	6-20/9-22	.300/.409	28-34/16-22	.824/.727	32/33 (1)	20/10	12/13	8/2	11/6	19/23

Note: Game totals are displayed in the format TEAM/OPPONENT for each category

2018-19 Georgia Tech Basketball
 Georgia Tech Individual Game-by-Game (as of Jan 05, 2019)
All games

#00 Devoe, Michael

Opponent	Date	gs	min	Total		3-Pointers		Free throws		Rebounds				pf	a	t/o	blk	stl	pts	avg
				fg-fga	pct	3fg-fga	pct	ft-fa	pct	off	def	tot	avg							
LAMAR	11/9/18		17	3-5	.600	2-4	.500	1-2	.500	0	1	1	1.0	3	2	2	1	1	9	9.0
at Tennessee	11/13/18		21	0-6	.000	0-2	.000	0-0	.000	0	2	2	1.5	1	0	6	0	0	0	4.5
EAST CAROLINA	11/16/18		28	4-4	1.000	2-2	1.000	3-4	.750	0	1	1	1.3	3	0	2	0	4	13	7.3
UTRGV	11/21/18		21	3-8	.375	1-5	.200	7-8	.875	1	1	2	1.5	2	5	1	1	3	14	9.0
PRAIRIE VIEW	11/23/18		34	3-7	.429	0-2	.000	0-0	.000	0	4	4	2.0	4	3	3	1	0	6	8.4
at Northwestern	11/28/18		30	1-5	.200	0-1	.000	5-6	.833	0	4	4	2.3	1	2	1	2	3	7	8.2
vs St. John's	12/1/18		26	2-6	.333	1-4	.250	0-0	.000	0	2	2	2.3	5	1	1	1	0	5	7.7
FLORIDA A&M	12/9/18		23	3-6	.500	1-2	.500	1-1	1.000	0	2	2	2.3	1	3	1	0	4	8	7.8
GARDNER-WEBB	12/17/18		27	0-5	.000	0-2	.000	2-2	1.000	0	6	6	2.7	2	4	2	1	1	2	7.1
at Arkansas	12/19/18	*	33	3-10	.300	1-4	.250	4-5	.800	1	2	3	2.7	1	2	2	0	2	11	7.5
GEORGIA	12/22/18	*	39	6-10	.600	0-0	.000	2-5	.400	1	4	5	2.9	2	0	3	0	0	14	8.1
KENNESAW STATE	12/28/18	*	23	3-6	.500	0-1	.000	3-3	1.000	0	3	3	2.9	2	6	0	1	3	9	8.2
USC UPSTATE	1/2/19	*	34	5-8	.625	0-1	.000	4-4	1.000	0	3	3	2.9	0	2	2	1	0	14	8.6
WAKE FOREST	1/5/19	*	34	4-6	.667	3-4	.750	5-8	.625	1	3	4	3.0	3	4	2	0	1	16	9.1
Totals		5	390	40-92	.435	11-34	.324	37-48	.771	4	38	42	3.0	30	34	28	9	22	128	9.1

Games played: 14
 Minutes/game: 27.9
 Points/game: 9.1
 FG Pct: 43.5
 3FG Pct: 32.4
 FT Pct: 77.1

Rebounds/game: 3.0
 Assists/game: 2.4
 Turnovers/game: 2.0
 Assist/turnover ratio: 1.2
 Steals/game: 1.6
 Blocks/game: 0.6

#01 Banks III, James

Opponent	Date	gs	min	Total		3-Pointers		Free throws		Rebounds				pf	a	t/o	blk	stl	pts	avg
				fg-fga	pct	3fg-fga	pct	ft-fa	pct	off	def	tot	avg							
at Tennessee	11/13/18		16	1-2	.500	0-0	.000	3-4	.750	2	5	7	7.0	5	0	1	1	0	5	5.0
EAST CAROLINA	11/16/18		16	1-5	.200	0-0	.000	3-4	.750	1	5	6	6.5	4	1	0	3	0	5	5.0
UTRGV	11/21/18		19	1-2	.500	0-0	.000	0-0	.000	2	6	8	7.0	2	1	4	3	0	2	4.0
PRAIRIE VIEW	11/23/18		30	2-4	.500	0-0	.000	1-4	.250	3	6	9	7.5	3	0	2	3	0	5	4.3
at Northwestern	11/28/18		27	6-8	.750	0-0	.000	0-0	.000	4	8	12	8.4	5	0	1	3	0	12	5.8
vs St. John's	12/1/18	*	33	5-5	1.000	0-0	.000	4-6	.667	4	8	12	9.0	2	1	3	1	0	14	7.2
FLORIDA A&M	12/9/18	*	27	1-4	.250	0-0	.000	4-6	.667	3	1	4	8.3	2	5	1	4	1	6	7.0
GARDNER-WEBB	12/17/18	*	34	10-14	.714	0-0	.000	2-5	.400	8	4	12	8.8	2	0	4	1	2	22	8.9
at Arkansas	12/19/18	*	34	5-7	.714	0-0	.000	4-4	1.000	8	6	14	9.3	3	3	4	5	1	14	9.4
GEORGIA	12/22/18	*	36	3-8	.375	0-0	.000	5-6	.833	4	4	8	9.2	4	1	2	2	0	11	9.6
KENNESAW STATE	12/28/18	*	19	4-8	.500	0-0	.000	0-0	.000	3	2	5	8.8	0	1	1	0	1	8	9.5
USC UPSTATE	1/2/19	*	23	1-2	.500	0-0	.000	2-4	.500	1	4	5	8.5	2	3	3	3	0	4	9.0
WAKE FOREST	1/5/19	*	35	9-11	.818	0-0	.000	2-3	.667	1	3	4	8.2	0	2	3	3	0	20	9.8
Totals		8	349	49-80	.613	0-0	.000	30-46	.652	44	62	106	8.2	34	18	29	32	5	128	9.8

Games played: 13
 Minutes/game: 26.8
 Points/game: 9.8
 FG Pct: 61.3
 FT Pct: 65.2

Rebounds/game: 8.2
 Assists/game: 1.4
 Turnovers/game: 2.2
 Assist/turnover ratio: 0.6
 Steals/game: 0.4
 Blocks/game: 2.5

2018-19 Georgia Tech Basketball
 Georgia Tech Individual Game-by-Game (as of Jan 05, 2019)
All games

#02 Phillips, Shembari

Opponent	Date	gs	min	Total		3-Pointers		Free throws		Rebounds				pf	a	t/o	blk	stl	pts	avg	
				fg-fga	pct	3fg-fga	pct	ft-fa	pct	off	def	tot	avg								
LAMAR	11/9/18	*	25	4-7	.571	1-3	.333	1-1	1.000	0	4	4	4.0	2	4	3	0	3	10	10.0	
at Tennessee	11/13/18	*	22	1-4	.250	0-2	.000	0-1	.000	0	1	1	2.5	3	1	0	0	0	2	6.0	
EAST CAROLINA	11/16/18	*	17	2-4	.500	1-2	.500	0-0	.000	0	0	0	1.7	1	2	1	0	1	5	5.7	
UTRGV	11/21/18	*	21	2-5	.400	0-3	.000	2-2	1.000	0	0	0	1.3	2	0	1	0	0	6	5.8	
PRAIRIE VIEW	11/23/18	*	12	2-5	.400	0-1	.000	1-1	1.000	0	1	1	1.2	3	0	1	0	0	5	5.6	
at Northwestern	11/28/18	*	21	0-2	.000	0-0	.000	0-0	.000	0	2	2	1.3	2	1	0	0	0	0	4.7	
vs St. John's	12/1/18		8	0-1	.000	0-1	.000	0-0	.000	0	4	4	1.7	0	0	1	1	0	0	4.0	
FLORIDA A&M	12/9/18		15	1-2	.500	0-1	.000	3-4	.750	0	4	4	2.0	1	0	6	0	0	5	4.1	
GARDNER-WEBB	12/17/18		1	0-0	.000	0-0	.000	0-0	.000	0	0	0	1.8	1	0	0	0	0	0	3.7	
KENNESAW STATE	12/28/18		12	1-3	.333	1-2	.500	0-0	.000	0	0	0	1.6	2	3	0	0	0	3	3.6	
USC UPSTATE	1/2/19		7	1-1	1.000	1-1	1.000	0-0	.000	0	0	0	1.5	3	1	1	0	0	3	3.5	
Totals			6	161	14-34	.412	4-16	.250	7-9	.778	0	16	16	1.5	20	12	14	1	4	39	3.5

Games played: 11
 Minutes/game: 14.6
 Points/game: 3.5
 FG Pct: 41.2
 3FG Pct: 25.0
 FT Pct: 77.8

Rebounds/game: 1.5
 Assists/game: 1.1
 Turnovers/game: 1.3
 Assist/turnover ratio: 0.9
 Steals/game: 0.4
 Blocks/game: 0.1

#03 Cole, Evan

Opponent	Date	gs	min	Total		3-Pointers		Free throws		Rebounds				pf	a	t/o	blk	stl	pts	avg	
				fg-fga	pct	3fg-fga	pct	ft-fa	pct	off	def	tot	avg								
LAMAR	11/9/18	*	16	1-4	.250	0-1	.000	3-4	.750	0	2	2	2.0	1	1	1	0	2	5	5.0	
at Tennessee	11/13/18	*	12	0-2	.000	0-1	.000	0-0	.000	0	3	3	2.5	2	0	0	0	0	0	2.5	
FLORIDA A&M	12/9/18		8	0-2	.000	0-0	.000	4-4	1.000	0	0	0	1.7	0	0	1	1	0	4	3.0	
GARDNER-WEBB	12/17/18		3	0-0	.000	0-0	.000	0-0	.000	0	1	1	1.5	0	0	0	0	0	0	2.3	
KENNESAW STATE	12/28/18		13	5-7	.714	1-3	.333	0-0	.000	0	3	3	1.8	0	1	0	0	2	11	4.0	
USC UPSTATE	1/2/19		19	6-8	.750	1-3	.333	3-4	.750	1	4	5	2.3	4	2	0	0	0	16	6.0	
WAKE FOREST	1/5/19		15	4-5	.800	1-2	.500	0-0	.000	0	4	4	2.6	4	0	1	2	1	9	6.4	
Totals			2	86	16-28	.571	3-10	.300	10-12	.833	1	17	18	2.6	11	4	3	3	5	45	6.4

Games played: 7
 Minutes/game: 12.3
 Points/game: 6.4
 FG Pct: 57.1
 3FG Pct: 30.0
 FT Pct: 83.3

Rebounds/game: 2.6
 Assists/game: 0.6
 Turnovers/game: 0.4
 Assist/turnover ratio: 1.3
 Steals/game: 0.7
 Blocks/game: 0.4

2018-19 Georgia Tech Basketball
 Georgia Tech Individual Game-by-Game (as of Jan 05, 2019)
All games

#04 Alston, Brandon

Opponent	Date	gs	min	Total		3-Pointers		Free throws		Rebounds				pf	a	t/o	blk	stl	pts	avg
				fg-fga	pct	3fg-fga	pct	ft-fga	pct	off	def	tot	avg							
LAMAR	11/9/18		19	6-10	.600	4-5	.800	1-4	.250	0	0	0	0.0	0	2	1	0	0	17	17.0
at Tennessee	11/13/18		24	4-8	.500	0-1	.000	8-8	1.000	1	3	4	2.0	2	1	1	0	2	16	16.5
EAST CAROLINA	11/16/18		21	3-6	.500	1-1	1.000	2-2	1.000	1	2	3	2.3	0	1	2	0	0	9	14.0
UTRGV	11/21/18	*	26	3-5	.600	0-1	.000	3-4	.750	0	2	2	2.3	2	0	2	0	0	9	12.8
PRAIRIE VIEW	11/23/18		28	4-8	.500	2-3	.667	4-5	.800	0	2	2	2.2	1	0	0	0	0	14	13.0
at Northwestern	11/28/18		26	2-8	.250	1-3	.333	1-3	.333	0	2	2	2.2	2	2	2	0	1	6	11.8
vs St. John's	12/1/18	*	27	4-8	.500	3-4	.750	3-3	1.000	1	3	4	2.4	4	2	4	1	1	14	12.1
FLORIDA A&M	12/9/18	*	25	5-8	.625	1-3	.333	4-4	1.000	0	3	3	2.5	3	1	1	0	2	15	12.5
GARDNER-WEBB	12/17/18	*	36	2-9	.222	0-3	.000	0-0	.000	0	3	3	2.6	4	5	2	1	1	4	11.6
at Arkansas	12/19/18		17	1-2	.500	0-1	.000	0-0	.000	0	0	0	2.3	3	1	4	0	0	2	10.6
GEORGIA	12/22/18		14	2-4	.500	1-2	.500	1-1	1.000	0	1	1	2.2	3	0	1	0	0	6	10.2
KENNESAW STATE	12/28/18		17	3-8	.375	3-8	.375	1-1	1.000	0	1	1	2.1	0	4	2	0	0	10	10.2
USC UPSTATE	1/2/19		24	4-6	.667	1-3	.333	1-2	.500	1	3	4	2.2	2	1	2	0	0	10	10.2
WAKE FOREST	1/5/19		20	4-7	.571	0-3	.000	6-6	1.000	0	0	0	2.1	2	1	1	0	0	14	10.4
Totals		4	324	47-97	.485	17-41	.415	35-43	.814	4	25	29	2.1	28	21	25	2	7	146	10.4

Games played: 14
 Minutes/game: 23.1
 Points/game: 10.4
 FG Pct: 48.5
 3FG Pct: 41.5
 FT Pct: 81.4

Rebounds/game: 2.1
 Assists/game: 1.5
 Turnovers/game: 1.8
 Assist/turnover ratio: 0.8
 Steals/game: 0.5
 Blocks/game: 0.1

#05 Wright, Moses

Opponent	Date	gs	min	Total		3-Pointers		Free throws		Rebounds				pf	a	t/o	blk	stl	pts	avg
				fg-fga	pct	3fg-fga	pct	ft-fga	pct	off	def	tot	avg							
LAMAR	11/9/18		17	4-6	.667	0-2	.000	0-1	.000	0	4	4	4.0	1	1	1	1	0	8	8.0
at Tennessee	11/13/18		23	2-6	.333	1-2	.500	2-2	1.000	2	1	3	3.5	2	1	2	0	3	7	7.5
EAST CAROLINA	11/16/18	*	16	2-6	.333	1-1	1.000	1-3	.333	2	4	6	4.3	1	0	2	1	0	6	7.0
UTRGV	11/21/18	*	23	5-8	.625	0-0	.000	1-4	.250	0	4	4	4.3	1	1	0	1	0	11	8.0
PRAIRIE VIEW	11/23/18	*	11	2-4	.500	0-1	.000	0-1	.000	0	2	2	3.8	0	0	0	0	0	4	7.2
at Northwestern	11/28/18	*	16	0-4	.000	0-0	.000	1-2	.500	0	1	1	3.3	1	0	0	0	1	1	6.2
vs St. John's	12/1/18	*	25	5-8	.625	0-2	.000	2-2	1.000	1	2	3	3.3	2	0	1	0	1	12	7.0
FLORIDA A&M	12/9/18	*	17	2-4	.500	0-1	.000	1-2	.500	1	3	4	3.4	2	0	2	0	1	5	6.8
GARDNER-WEBB	12/17/18	*	18	2-8	.250	0-1	.000	0-0	.000	1	4	5	3.6	1	1	0	1	0	4	6.4
at Arkansas	12/19/18	*	17	1-6	.167	0-1	.000	2-4	.500	1	3	4	3.6	0	1	0	1	0	4	6.2
GEORGIA	12/22/18	*	23	3-6	.500	0-0	.000	1-1	1.000	0	4	4	3.6	2	1	1	0	0	7	6.3
KENNESAW STATE	12/28/18	*	23	5-8	.625	0-0	.000	0-0	.000	0	6	6	3.8	3	5	3	1	1	10	6.6
USC UPSTATE	1/2/19	*	12	0-4	.000	0-1	.000	0-2	.000	0	2	2	3.7	1	0	0	1	0	0	6.1
WAKE FOREST	1/5/19	*	20	3-7	.429	0-1	.000	0-0	.000	1	4	5	3.8	2	3	1	1	1	6	6.1
Totals		12	261	36-85	.424	2-13	.154	11-24	.458	9	44	53	3.8	19	14	13	8	8	85	6.1

Games played: 14
 Minutes/game: 18.6
 Points/game: 6.1
 FG Pct: 42.4
 3FG Pct: 15.4
 FT Pct: 45.8

Rebounds/game: 3.8
 Assists/game: 1.0
 Turnovers/game: 0.9
 Assist/turnover ratio: 1.1
 Steals/game: 0.6
 Blocks/game: 0.6

2018-19 Georgia Tech Basketball
 Georgia Tech Individual Game-by-Game (as of Jan 05, 2019)
All games

#10 Alvarado, Jose

Opponent	Date	gs	min	Total		3-Pointers		Free throws		Rebounds				pf	a	t/o	blk	stl	pts	avg	
				fg-fga	pct	3fg-fga	pct	ft-fa	pct	off	def	tot	avg								
LAMAR	11/9/18	*	34	6-12	.500	2-7	.286	0-0	.000	1	2	3	3.0	3	5	3	0	2	14	14.0	
at Tennessee	11/13/18	*	30	3-11	.273	2-6	.333	0-0	.000	0	1	1	2.0	5	1	1	0	0	8	11.0	
EAST CAROLINA	11/16/18	*	27	4-7	.571	1-3	.333	0-0	.000	1	3	4	2.7	1	6	3	1	3	9	10.3	
UTRGV	11/21/18		19	3-8	.375	3-6	.500	3-6	.500	0	3	3	2.8	3	3	1	0	2	12	10.8	
PRAIRIE VIEW	11/23/18	*	36	6-11	.545	1-5	.200	2-3	.667	1	2	3	2.8	2	6	1	0	4	15	11.6	
at Northwestern	11/28/18	*	34	7-15	.467	2-5	.400	8-9	.889	2	1	3	2.8	3	0	4	1	2	24	13.7	
vs St. John's	12/1/18	*	38	5-15	.333	0-6	.000	7-8	.875	0	3	3	2.9	4	4	2	0	1	17	14.1	
FLORIDA A&M	12/9/18	*	20	2-5	.400	0-2	.000	0-0	.000	0	2	2	2.8	2	1	2	0	1	4	12.9	
GARDNER-WEBB	12/17/18	*	40	8-16	.500	2-9	.222	1-1	1.000	0	3	3	2.8	4	1	2	0	1	19	13.6	
at Arkansas	12/19/18	*	40	9-15	.600	2-5	.400	0-1	.000	0	9	9	3.4	1	1	4	0	2	20	14.2	
GEORGIA	12/22/18	*	40	3-20	.150	0-6	.000	5-7	.714	2	6	8	3.8	3	5	4	0	4	11	13.9	
KENNESAW STATE	12/28/18	*	23	4-7	.571	2-5	.400	0-0	.000	0	3	3	3.8	1	2	1	0	2	10	13.6	
USC UPSTATE	1/2/19	*	26	3-6	.500	0-2	.000	2-3	.667	0	5	5	3.8	0	4	2	0	0	8	13.2	
WAKE FOREST	1/5/19	*	37	3-9	.333	1-6	.167	6-6	1.000	0	4	4	3.9	2	7	0	0	2	13	13.1	
Totals			13	444	66-157	.420	18-73	.247	34-44	.773	7	47	54	3.9	34	46	30	2	26	184	13.1

Games played: 14
 Minutes/game: 31.7
 Points/game: 13.1
 FG Pct: 42.0
 3FG Pct: 24.7
 FT Pct: 77.3

Rebounds/game: 3.9
 Assists/game: 3.3
 Turnovers/game: 2.1
 Assist/turnover ratio: 1.5
 Steals/game: 1.9
 Blocks/game: 0.1

#11 Jester, Evan

Opponent	Date	gs	min	Total		3-Pointers		Free throws		Rebounds				pf	a	t/o	blk	stl	pts	avg
				fg-fga	pct	3fg-fga	pct	ft-fa	pct	off	def	tot	avg							
EAST CAROLINA	11/16/18		2	0-0	.000	0-0	.000	0-0	.000	0	0	0	0.0	0	0	1	0	0	0	0.0
UTRGV	11/21/18		1	0-0	.000	0-0	.000	0-2	.000	0	1	1	0.5	0	0	0	0	0	0	0.0
Totals			0	3	0-0	.000	0-0	.000	0-2	.000	0	1	1	0.5	0	0	1	0	0	0.0

Games played: 2
 Minutes/game: 1.5
 FT Pct: 0.0

Rebounds/game: 0.5
 Turnovers/game: 0.5

2018-19 Georgia Tech Basketball
Georgia Tech Individual Game-by-Game (as of Jan 05, 2019)
All games

#12 Moore, Khalid

Opponent	Date	gs	min	Total		3-Pointers		Free throws		Rebounds				pf	a	t/o	blk	stl	pts	avg	
				fg-fga	pct	3fg-fga	pct	ft-fa	pct	off	def	tot	avg								
LAMAR	11/9/18		7	0-0	.000	0-0	.000	0-0	.000	0	1	1	1.0	1	1	0	0	0	0	0.0	
at Tennessee	11/13/18		10	1-5	.200	0-1	.000	2-2	1.000	0	1	1	1.0	1	1	0	0	0	4	2.0	
EAST CAROLINA	11/16/18		9	1-1	1.000	0-0	.000	2-4	.500	0	1	1	1.0	1	1	2	0	0	4	2.7	
UTRGV	11/21/18		12	0-1	.000	0-0	.000	0-0	.000	1	3	4	1.8	2	0	0	0	0	0	2.0	
at Northwestern	11/28/18		15	0-2	.000	0-0	.000	2-2	1.000	1	2	3	2.0	3	3	0	0	2	2	2.0	
vs St. John's	12/1/18		15	1-2	.500	0-0	.000	4-4	1.000	0	1	1	1.8	4	2	0	0	1	6	2.7	
FLORIDA A&M	12/9/18		18	6-6	1.000	2-2	1.000	0-0	.000	1	2	3	2.0	0	0	1	1	2	14	4.3	
GARDNER-WEBB	12/17/18		11	2-2	1.000	0-0	.000	2-2	1.000	0	1	1	1.9	1	1	1	0	0	6	4.5	
at Arkansas	12/19/18	*	34	3-7	.429	0-1	.000	4-6	.667	0	3	3	2.0	2	3	1	0	0	10	5.1	
GEORGIA	12/22/18	*	17	1-7	.143	0-2	.000	0-0	.000	1	0	1	1.9	2	1	2	1	0	2	4.8	
KENNESAW STATE	12/28/18	*	25	1-2	.500	1-1	1.000	2-2	1.000	0	1	1	1.8	1	1	2	0	0	5	4.8	
USC UPSTATE	1/2/19	*	20	3-5	.600	0-0	.000	2-2	1.000	0	0	0	1.7	1	1	1	0	1	8	5.1	
WAKE FOREST	1/5/19	*	18	0-0	.000	0-0	.000	6-6	1.000	0	2	2	1.7	2	2	2	0	2	6	5.2	
Totals			5	211	19-40	.475	3-7	.429	26-30	.867	4	18	22	1.7	21	17	12	2	8	67	5.2

Games played: 13
Minutes/game: 16.2
Points/game: 5.2
FG Pct: 47.5
3FG Pct: 42.9
FT Pct: 86.7

Rebounds/game: 1.7
Assists/game: 1.3
Turnovers/game: 0.9
Assist/turnover ratio: 1.4
Steals/game: 0.6
Blocks/game: 0.2

#13 Haywood II, Curtis

Opponent	Date	gs	min	Total		3-Pointers		Free throws		Rebounds				pf	a	t/o	blk	stl	pts	avg	
				fg-fga	pct	3fg-fga	pct	ft-fa	pct	off	def	tot	avg								
LAMAR	11/9/18	*	26	4-9	.444	3-7	.429	2-2	1.000	0	0	0	0.0	1	4	0	0	1	13	13.0	
at Tennessee	11/13/18	*	15	1-5	.200	0-4	.000	0-0	.000	0	3	3	1.5	1	0	1	0	0	2	7.5	
EAST CAROLINA	11/16/18	*	20	5-9	.556	3-5	.600	5-6	.833	0	3	3	2.0	0	0	1	0	2	18	11.0	
UTRGV	11/21/18	*	26	2-4	.500	2-4	.500	1-2	.500	0	7	7	3.3	2	6	1	0	4	7	10.0	
PRAIRIE VIEW	11/23/18	*	25	4-8	.500	1-5	.200	1-2	.500	0	4	4	3.4	1	3	1	0	0	10	10.0	
at Northwestern	11/28/18	*	16	1-4	.250	1-3	.333	0-0	.000	0	0	0	2.8	2	0	3	0	0	3	8.8	
vs St. John's	12/1/18	*	21	2-7	.286	0-4	.000	1-1	1.000	0	1	1	2.6	3	1	1	0	0	5	8.3	
FLORIDA A&M	12/9/18	*	21	3-4	.750	1-2	.500	0-1	.000	1	2	3	2.6	0	2	0	0	1	7	8.1	
GARDNER-WEBB	12/17/18	*	25	4-8	.500	4-8	.500	0-0	.000	0	1	1	2.4	0	1	0	0	0	12	8.6	
at Arkansas	12/19/18		19	2-6	.333	2-5	.400	0-0	.000	1	1	2	2.4	5	3	3	0	2	6	8.3	
GEORGIA	12/22/18		21	2-6	.333	2-5	.400	0-0	.000	0	0	0	2.2	0	1	0	0	0	6	8.1	
KENNESAW STATE	12/28/18		17	2-5	.400	0-2	.000	1-1	1.000	1	0	1	2.1	2	2	2	0	1	5	7.8	
USC UPSTATE	1/2/19		21	3-6	.500	2-5	.400	2-2	1.000	0	4	4	2.2	3	4	1	0	2	10	8.0	
WAKE FOREST	1/5/19		11	1-4	.250	1-4	.250	2-2	1.000	1	1	2	2.2	2	1	0	0	3	5	7.8	
Totals			9	284	36-85	.424	22-63	.349	15-19	.789	4	27	31	2.2	22	28	14	0	16	109	7.8

Games played: 14
Minutes/game: 20.3
Points/game: 7.8
FG Pct: 42.4
3FG Pct: 34.9
FT Pct: 78.9

Rebounds/game: 2.2
Assists/game: 2.0
Turnovers/game: 1.0
Assist/turnover ratio: 2.0
Steals/game: 1.1

2018-19 Georgia Tech Basketball
 Georgia Tech Individual Game-by-Game (as of Jan 05, 2019)
All games

#24 Ogbonda, Sylvester

Opponent	Date	gs	min	Total		3-Pointers		Free throws		Rebounds				pf	a	t/o	blk	stl	pts	avg
				fg-fga	pct	3fg-fga	pct	ft-fa	pct	off	def	tot	avg							
LAMAR	11/9/18		23	2-5	.400	0-0	.000	3-5	.600	5	4	9	9.0	5	4	3	1	1	7	7.0
at Tennessee	11/13/18		8	0-1	.000	0-0	.000	2-2	1.000	1	1	2	5.5	3	0	1	0	0	2	4.5
EAST CAROLINA	11/16/18		7	1-3	.333	0-0	.000	0-0	.000	0	3	3	4.7	1	0	1	0	0	2	3.7
UTRGV	11/21/18		5	1-2	.500	0-0	.000	1-3	.333	0	1	1	3.8	2	0	0	0	0	3	3.5
FLORIDA A&M	12/9/18		4	1-1	1.000	0-0	.000	0-0	.000	0	0	0	3.0	0	0	0	0	0	2	3.2
KENNESAW STATE	12/28/18		2	0-1	.000	0-0	.000	0-0	.000	0	0	0	2.5	1	0	0	0	0	0	2.7
Totals		0	49	5-13	.385	0-0	.000	6-10	.600	6	9	15	2.5	12	4	5	1	1	16	2.7

Games played: 6
 Minutes/game: 8.2
 Points/game: 2.7
 FG Pct: 38.5
 FT Pct: 60.0

Rebounds/game: 2.5
 Assists/game: 0.7
 Turnovers/game: 0.8
 Assist/turnover ratio: 0.8
 Steals/game: 0.2
 Blocks/game: 0.2

#32 Schafer, Avi

Opponent	Date	gs	min	Total		3-Pointers		Free throws		Rebounds				pf	a	t/o	blk	stl	pts	avg
				fg-fga	pct	3fg-fga	pct	ft-fa	pct	off	def	tot	avg							
EAST CAROLINA	11/16/18		3	0-0	.000	0-0	.000	0-0	.000	0	0	0	0.0	1	0	0	0	0	0	0.0
UTRGV	11/21/18		1	0-0	.000	0-0	.000	0-0	.000	2	0	2	1.0	0	0	0	0	0	0	0.0
Totals		0	4	0-0	.000	0-0	.000	0-0	.000	2	0	2	1.0	1	0	0	0	0	0	0.0

Games played: 2
 Minutes/game: 2.0

Rebounds/game: 1.0

#34 Gueye, Abdoulaye

Opponent	Date	gs	min	Total		3-Pointers		Free throws		Rebounds				pf	a	t/o	blk	stl	pts	avg
				fg-fga	pct	3fg-fga	pct	ft-fa	pct	off	def	tot	avg							
LAMAR	11/9/18	*	12	2-4	.500	0-0	.000	1-2	.500	1	6	7	7.0	5	1	1	5	0	5	5.0
at Tennessee	11/13/18	*	18	3-8	.375	0-0	.000	1-2	.500	1	3	4	5.5	2	0	0	1	1	7	6.0
EAST CAROLINA	11/16/18	*	21	3-6	.500	0-1	.000	0-0	.000	1	3	4	5.0	3	1	2	0	3	6	6.0
UTRGV	11/21/18	*	20	2-5	.400	0-0	.000	4-4	1.000	2	2	4	4.8	1	0	0	1	3	8	6.5
PRAIRIE VIEW	11/23/18	*	24	1-4	.250	0-0	.000	4-4	1.000	1	4	5	4.8	3	2	3	0	0	6	6.4
at Northwestern	11/28/18	*	15	3-5	.600	0-0	.000	0-2	.000	2	1	3	4.5	2	0	2	0	0	6	6.3
vs St. John's	12/1/18		7	0-1	.000	0-0	.000	0-0	.000	1	2	3	4.3	1	1	1	1	0	0	5.4
FLORIDA A&M	12/9/18		13	0-1	.000	0-0	.000	0-0	.000	0	1	1	3.9	1	1	1	1	0	0	4.8
GARDNER-WEBB	12/17/18		5	0-1	.000	0-0	.000	0-0	.000	0	0	0	3.4	0	0	0	0	0	0	4.2
at Arkansas	12/19/18		6	1-2	.500	0-0	.000	0-0	.000	1	1	2	3.3	1	0	0	0	1	2	4.0
GEORGIA	12/22/18		4	1-3	.333	0-0	.000	0-0	.000	1	1	2	3.2	0	0	0	1	0	2	3.8
KENNESAW STATE	12/28/18		19	7-7	1.000	0-0	.000	2-3	.667	2	6	8	3.6	2	3	1	2	0	16	4.8
USC UPSTATE	1/2/19		13	3-4	.750	0-0	.000	0-0	.000	0	5	5	3.7	2	4	4	2	0	6	4.9
WAKE FOREST	1/5/19		10	1-3	.333	0-0	.000	1-3	.333	1	1	2	3.6	2	0	2	2	1	3	4.8
Totals		6	187	27-54	.500	0-1	.000	13-20	.650	14	36	50	3.6	25	13	17	16	9	67	4.8

Games played: 14
 Minutes/game: 13.4
 Points/game: 4.8
 FG Pct: 50.0
 3FG Pct: 0.0
 FT Pct: 65.0

Rebounds/game: 3.6
 Assists/game: 0.9
 Turnovers/game: 1.2
 Assist/turnover ratio: 0.8
 Steals/game: 0.6
 Blocks/game: 1.1

2018-19 Georgia Tech Basketball
 Georgia Tech Individual Game-by-Game (as of Jan 05, 2019)
All games

#35 Sjolund, Kristian

Opponent	Date	gs	min	Total		3-Pointers		Free throws		Rebounds				pf	a	t/o	blk	stl	pts	avg
				fg-fga	pct	3fg-fga	pct	ft-fa	pct	off	def	tot	avg							
LAMAR	11/9/18		4	0-1	.000	0-1	.000	0-0	.000	0	0	0	0.0	2	1	0	0	0	0	0.0
at Tennessee	11/13/18		1	0-0	.000	0-0	.000	0-0	.000	0	0	0	0.0	3	0	0	0	0	0	0.0
EAST CAROLINA	11/16/18		11	0-2	.000	0-2	.000	2-2	1.000	0	3	3	1.0	0	0	1	0	0	2	0.7
UTRGV	11/21/18		5	0-2	.000	0-2	.000	0-0	.000	0	1	1	1.0	2	0	1	0	0	0	0.5
FLORIDA A&M	12/9/18		9	1-3	.333	1-2	.500	0-0	.000	0	1	1	1.0	2	0	2	0	0	3	1.0
GEORGIA	12/22/18		6	0-1	.000	0-1	.000	0-0	.000	0	0	0	0.8	0	0	0	0	0	0	0.8
KENNESAW STATE	12/28/18		6	0-0	.000	0-0	.000	0-0	.000	0	0	0	0.7	1	1	0	0	0	0	0.7
USC UPSTATE	1/2/19		1	0-0	.000	0-0	.000	0-0	.000	0	0	0	0.6	0	0	0	0	0	0	0.6
Totals		0	43	1-9	.111	1-8	.125	2-2	1.000	0	5	5	0.6	10	2	4	0	0	5	0.6

Games played: 8
 Minutes/game: 5.4
 Points/game: 0.6
 FG Pct: 11.1
 3FG Pct: 12.5
 FT Pct: 100.0

Rebounds/game: 0.6
 Assists/game: 0.3
 Turnovers/game: 0.5
 Assist/turnover ratio: 0.5

#45 Medlock, Shaheed

Opponent	Date	gs	min	Total		3-Pointers		Free throws		Rebounds				pf	a	t/o	blk	stl	pts	avg
				fg-fga	pct	3fg-fga	pct	ft-fa	pct	off	def	tot	avg							
EAST CAROLINA	11/16/18		1	0-0	.000	0-0	.000	0-0	.000	0	0	0	0.0	0	0	0	0	0	0	0.0
KENNESAW STATE	12/28/18		1	0-0	.000	0-0	.000	0-0	.000	0	0	0	0.0	1	0	0	0	0	0	0.0
Totals		0	2	0-0	.000	0-0	.000	0-0	.000	0	0	0	0.0	1	0	0	0	0	0	0.0

Games played: 2
 Minutes/game: 1.0

#55 Rice, Malachi

Opponent	Date	gs	min	Total		3-Pointers		Free throws		Rebounds				pf	a	t/o	blk	stl	pts	avg
				fg-fga	pct	3fg-fga	pct	ft-fa	pct	off	def	tot	avg							
EAST CAROLINA	11/16/18		1	0-0	.000	0-0	.000	0-0	.000	0	0	0	0.0	1	0	0	0	0	0	0.0
UTRGV	11/21/18		1	0-1	.000	0-0	.000	0-0	.000	0	0	0	0.0	0	0	0	0	0	0	0.0
Totals		0	2	0-1	.000	0-0	.000	0-0	.000	0	0	0	0.0	1	0	0	0	0	0	0.0

Games played: 2
 Minutes/game: 1.0
 FG Pct: 0.0

Individual Career History

Alston, Brandon

Season	gp-gs		Total		3-Point		F-Throws		Rebounds				Scoring									
	gp	gs	fg-fga	pct	fg-fga	pct	ft-fta	pct	off	def	tot	avg	pf	fo	ast	to	blk	stl	pts	avg		
2017-18	32	19	758/23.7		56-150	.373	21-59	.356	41-58	.707	18	39	57	1.8	48	1	50	36	1	11	174	5.4
2018-19	14	4	324/23.1		47-97	.485	17-41	.415	35-43	.814	4	25	29	2.1	28	0	21	25	2	7	146	10.4
TOTAL	46	23	1082/23.5		103-247	.417	38-100	.380	76-101	.752	22	64	86	1.9	76	1	71	61	3	18	320	7.0

Alvarado, Jose

Season	gp-gs		Total		3-Point		F-Throws		Rebounds				Scoring									
	gp	gs	fg-fga	pct	fg-fga	pct	ft-fta	pct	off	def	tot	avg	pf	fo	ast	to	blk	stl	pts	avg		
2017-18	25	25	874/35.0		99-221	.448	40-108	.370	65-81	.802	15	78	93	3.7	60	1	77	59	2	43	303	12.1
2018-19	14	13	444/31.7		66-157	.420	18-73	.247	34-44	.773	7	47	54	3.9	34	1	46	30	2	26	184	13.1
TOTAL	39	38	1318/33.8		165-378	.437	58-181	.320	99-125	.792	22	125	147	3.8	94	2	123	89	4	69	487	12.5

Cole, Evan

Season	gp-gs		Total		3-Point		F-Throws		Rebounds				Scoring									
	gp	gs	fg-fga	pct	fg-fga	pct	ft-fta	pct	off	def	tot	avg	pf	fo	ast	to	blk	stl	pts	avg		
2017-18	24	7	332/13.8		29-63	.460	6-22	.273	13-26	.500	18	44	62	2.6	44	3	11	15	8	7	77	3.2
2018-19	7	2	86/12.3		16-28	.571	3-10	.300	10-12	.833	1	17	18	2.6	11	0	4	3	3	5	45	6.4
TOTAL	31	9	418/13.5		45-91	.495	9-32	.281	23-38	.605	19	61	80	2.6	55	3	15	18	11	12	122	3.9

Gueye, Abdoulaye

Season	gp-gs		Total		3-Point		F-Throws		Rebounds				Scoring									
	gp	gs	fg-fga	pct	fg-fga	pct	ft-fta	pct	off	def	tot	avg	pf	fo	ast	to	blk	stl	pts	avg		
2014-15	8	0	34/4.3		2-5	.400	0-1	.000	0-2	.000	2	4	6	0.8	3	0	0	5	2	3	4	0.5
2016-17	20	3	202/10.1		11-28	.393	0-3	.000	1-6	.167	18	31	49	2.5	33	0	9	24	12	3	23	1.2
2017-18	31	23	672/21.7		71-152	.467	2-11	.182	38-63	.603	54	83	137	4.4	88	4	33	44	33	20	182	5.9
2018-19	14	6	187/13.4		27-54	.500	0-1	.000	13-20	.650	14	36	50	3.6	25	1	13	17	16	9	67	4.8
TOTAL	73	32	1095/15.0		111-239	.464	2-16	.125	52-91	.571	88	154	242	3.3	149	5	55	90	63	35	276	3.8

Haywood II, Curtis

Season	gp-gs		Total		3-Point		F-Throws		Rebounds				Scoring									
	gp	gs	fg-fga	pct	fg-fga	pct	ft-fta	pct	off	def	tot	avg	pf	fo	ast	to	blk	stl	pts	avg		
2017-18	15	7	364/24.3		24-62	.387	17-46	.370	15-18	.833	8	35	43	2.9	32	0	35	17	5	13	80	5.3
2018-19	14	9	284/20.3		36-85	.424	22-63	.349	15-19	.789	4	27	31	2.2	22	1	28	14	0	16	109	7.8
TOTAL	29	16	648/22.3		60-147	.408	39-109	.358	30-37	.811	12	62	74	2.6	54	1	63	31	5	29	189	6.5

Ogbonda, Sylvester

Season	gp-gs		Total		3-Point		F-Throws		Rebounds				Scoring									
	gp	gs	fg-fga	pct	fg-fga	pct	ft-fta	pct	off	def	tot	avg	pf	fo	ast	to	blk	stl	pts	avg		
2016-17	23	0	120/5.2		13-27	.481	0-0	.000	10-16	.625	7	17	24	1.0	28	1	4	9	6	3	36	1.6
2017-18	9	0	21/2.3		3-5	.600	0-0	.000	1-3	.333	3	4	7	0.8	5	0	0	5	3	0	7	0.8
2018-19	6	0	49/8.2		5-13	.385	0-0	.000	6-10	.600	6	9	15	2.5	12	1	4	5	1	1	16	2.7
TOTAL	38	0	190/5.0		21-45	.467	0-0	.000	17-29	.586	16	30	46	1.2	45	2	8	19	10	4	59	1.6

Wright, Moses

Season	gp-gs		Total		3-Point		F-Throws		Rebounds				Scoring									
	gp	gs	fg-fga	pct	fg-fga	pct	ft-fta	pct	off	def	tot	avg	pf	fo	ast	to	blk	stl	pts	avg		
2017-18	25	10	414/16.6		35-114	.307	2-31	.065	19-35	.543	25	60	85	3.4	42	2	17	29	13	16	91	3.6
2018-19	14	12	261/18.6		36-85	.424	2-13	.154	11-24	.458	9	44	53	3.8	19	0	14	13	8	8	85	6.1
TOTAL	39	22	675/17.3		71-199	.357	4-44	.091	30-59	.508	34	104	138	3.5	61	2	31	42	21	24	176	4.5

Official Basketball Box Score -- Game Totals -- Final Statistics
USC Upstate vs Georgia Tech
 1/2/19 7:30 p.m. at McCamish Pavilion, Atlanta, Ga.

USC Upstate 63 • 5-10

##	Player	Total			3-Ptr			Rebounds			PF	TP	A	TO	Blk	Stl	Min
		FG-FGA	FG-FGA	FT-FTA	Off	Def	Tot	Off	Def	Tot							
00	Moore, Malik	r	5-15	1-6	7-12	2	3	5	3	18	2	0	0	3	29		
35	Zink, Nevin	c	2-3	0-0	2-4	2	4	6	5	6	0	1	1	1	12		
01	White, Dalvin	g	0-9	0-6	0-0	0	3	3	0	0	5	1	0	0	28		
11	Holmes, Deion	g	4-11	2-7	2-4	2	4	6	3	12	0	0	0	0	28		
34	Aldrich, Josh	g	0-2	0-1	3-4	1	3	4	2	3	0	1	0	0	21		
02	Hammond, Everette		3-5	0-1	0-0	1	1	2	0	6	0	1	0	0	7		
03	Span, Jure		0-1	0-0	0-0	0	0	0	1	0	1	1	0	0	12		
04	Martin, Brandon		1-4	0-0	0-0	0	0	0	0	2	0	2	0	2	13		
05	Mozone, Bryson		1-6	1-4	0-0	3	3	6	3	3	1	1	0	2	17		
10	Ryan, Ross		1-3	0-0	2-2	0	1	1	1	4	3	1	0	2	16		
15	Welch, Pat		3-6	3-6	0-0	0	0	0	2	9	0	0	0	0	17		
	Team					3	1	4			1						
	Totals		20-65	7-31	16-26	14	23	37	20	63	12	10	1	10	200		

FG % 1st Half: 10-31 32.3% 2nd half: 10-34 29.4% Game: 20-65 30.8% Deadball Rebounds 7
 3FG % 1st Half: 2-16 12.5% 2nd half: 5-15 33.3% Game: 7-31 22.6%
 FT % 1st Half: 3-8 37.5% 2nd half: 13-18 72.2% Game: 16-26 61.5%

Georgia Tech 79 • 8-5

##	Player	Total			3-Ptr			Rebounds			PF	TP	A	TO	Blk	Stl	Min
		FG-FGA	FG-FGA	FT-FTA	Off	Def	Tot	Off	Def	Tot							
05	Wright, Moses	r	0-4	0-1	0-2	0	2	2	1	0	0	0	1	0	12		
12	Moore, Khalid	f	3-5	0-0	2-2	0	0	0	1	8	1	1	0	1	20		
01	Banks III, James	c	1-2	0-0	2-4	1	4	5	2	4	3	3	3	0	23		
00	Devoe, Michael	g	5-8	0-1	4-4	0	3	3	0	14	2	2	1	0	34		
10	Alvarado, Jose	g	3-6	0-2	2-3	0	5	5	0	8	4	2	0	0	26		
02	Phillips, Shembari		1-1	1-1	0-0	0	0	0	3	3	1	1	0	0	7		
03	Cole, Evan		6-8	1-3	3-4	1	4	5	4	16	2	0	0	0	19		
04	Alston, Brandon		4-6	1-3	1-2	1	3	4	2	10	1	2	0	0	24		
13	Haywood II, Curtis		3-6	2-5	2-2	0	4	4	3	10	4	1	0	2	21		
34	Gueye, Abdoulaye		3-4	0-0	0-0	0	5	5	2	6	4	4	2	0	13		
35	Sjolund, Kristian		0-0	0-0	0-0	0	0	0	0	0	0	0	0	0	1		
	Team					0	2	2									
	Totals		29-50	5-16	16-23	3	32	35	18	79	22	16	7	3	200		

FG % 1st Half: 12-22 54.5% 2nd half: 17-28 60.7% Game: 29-50 58.0% Deadball Rebounds 3.1
 3FG % 1st Half: 4-9 44.4% 2nd half: 1-7 14.3% Game: 5-16 31.3%
 FT % 1st Half: 5-9 55.6% 2nd half: 11-14 78.6% Game: 16-23 69.6%

Officials: Raymie Styons, John Gaffney, Jerry Heater
 Technical fouls: USC Upstate-None. Georgia Tech-None.
 Attendance: 4397

Score by periods	1st	2nd	Total
USC Upstate	25	38	63
Georgia Tech	33	46	79

Last FG - UPST 2nd-00:13, GT 2nd-00:26.
 Largest lead - UPST by 4 1st-17:26, GT by 19 2nd-02:14.
 UPST led for 05:51, GT led for 30:11, Game was tied for 03:58.

Points	In Paint	Off T/O	2nd Chance	Fast Break	Bench
UPST	24	17	10	14	24
GT	46	11	5	22	45

Score tied - 3 times.
 Lead changed - 7 times.

Official Basketball Box Score -- Game Totals -- Final Statistics
Wake Forest vs Georgia Tech
 1/5/19 2 p.m. at McCamish Pavilion, Atlanta, Ga.

Wake Forest 79 • 7-6, 0-1 ACC

##	Player	Total			3-Ptr			Rebounds			PF	TP	A	TO	Blk	Stl	Min
		FG-FGA	FG-FGA	FT-FTA	Off	Def	Tot	Off	Def	Tot							
10	Hoard, Jaylen	r	6-15	0-1	7-9	3	5	8	3	19	2	3	0	1	35		
35	Smart, Ikenna	r	2-4	0-0	0-0	1	1	2	2	4	0	2	0	0	16		
00	Childress, Brandon	g	8-15	7-10	5-5	0	1	1	3	28	3	1	0	0	39		
04	Johnson, Torry	g	3-3	1-1	1-2	0	0	0	4	8	2	4	0	0	19		
23	Brown, Chaundee	g	4-13	1-5	1-2	4	2	6	5	10	0	2	1	2	31		
01	Mucius, Isalah		0-7	0-4	0-0	2	3	5	0	0	0	1	0	0	15		
02	Wright Jr., Sharone		3-6	0-1	0-0	0	1	1	2	6	1	0	0	2	24		
20	Wynn, Michael		0-0	0-0	0-0	0	0	0	0	0	0	0	0	0	0+		
30	Sarr, Olivier		1-5	0-0	2-4	1	4	5	4	4	2	0	1	1	21		
	Team					3	2	5									
	Totals		27-68	9-22	16-22	14	19	33	23	79	10	13	2	6	200		

FG % 1st Half: 10-27 37.0% 2nd half: 17-41 41.5% Game: 27-68 39.7% Deadball Rebounds 5.1
 3FG % 1st Half: 3-9 33.3% 2nd half: 6-13 46.2% Game: 9-22 40.9%
 FT % 1st Half: 5-6 83.3% 2nd half: 11-16 68.8% Game: 16-22 72.7%

Georgia Tech 92 • 9-5, 1-0 ACC

##	Player	Total			3-Ptr			Rebounds			PF	TP	A	TO	Blk	Stl	Min
		FG-FGA	FG-FGA	FT-FTA	Off	Def	Tot	Off	Def	Tot							
05	Wright, Moses	r	3-7	0-1	0-0	1	4	5	2	6	3	1	1	1	20		
12	Moore, Khalid	f	0-0	0-0	6-6	0	2	2	2	6	2	2	0	2	18		
01	Banks III, James	c	9-11	0-0	2-3	1	3	4	0	20	2	3	3	0	35		
00	Devoe, Michael	g	4-6	3-4	5-8	1	3	4	3	16	4	2	0	1	34		
10	Alvarado, Jose	g	3-9	1-6	6-6	0	4	4	2	13	7	0	0	2	37		
03	Cole, Evan		4-5	1-2	0-0	0	4	4	4	9	0	1	2	1	15		
04	Alston, Brandon		4-7	0-3	6-6	0	0	0	2	14	1	1	0	0	20		
13	Haywood II, Curtis		1-4	1-4	2-2	1	1	2	2	5	1	0	0	3	11		
34	Gueye, Abdoulaye		1-3	0-0	1-3	1	1	2	2	3	0	2	2	1	10		
	Team					1	4	5									
	Totals		29-52	6-20	28-34	6	26	32	19	92	20	12	8	11	200		

FG % 1st Half: 12-24 50.0% 2nd half: 17-28 60.7% Game: 29-52 55.8% Deadball Rebounds 3.2
 3FG % 1st Half: 3-10 30.0% 2nd half: 3-10 30.0% Game: 6-20 30.0%
 FT % 1st Half: 6-8 75.0% 2nd half: 22-26 84.6% Game: 28-34 82.4%

Officials: Brian Dorsey, Tony Henderson, Tony Greene
 Technical fouls: Wake Forest-None. Georgia Tech-None.
 Attendance: 6397

Score by periods	1st	2nd	Total
Wake Forest	28	51	79
Georgia Tech	33	59	92

Last FG - WF 2nd-00:16, GT 2nd-01:37.
 Largest lead - WF None, GT by 14 2nd-02:06.
 WF led for 00:00, GT led for 38:51, Game was tied for 01:09.

Points	In Paint	Off T/O	2nd Chance	Fast Break	Bench
WF	28	16	15	20	10
GT	34	14	9	15	31

Score tied - 1 time.
 Lead changed - 0 times.



ROSTER AT-A-GLANCE

NUMERICAL

No.	Name	Pos.	Ht.	Wt.	Cl.	Exp.	Hometown (High School/College)
0	Michael Devoe	G	6-4	188	Fr.	HS	Orlando, Fla. (Montverde Academy)
1	James Banks III	F	6-9	243	Jr.	TR	Decatur, Ga. (La Lumiere School, LaPorte, Ind.)/Texas)
2	Shembari Phillips	G	6-3	202	Jr.	TR	Atlanta, Ga. (Wheeler HS/Tennessee)
3	Evan Cole	F	6-9	217	So.	1VL	Cumming, Ga. (South Forsyth HS)
4	Brandon Alston	G	6-5	203	r-Sr.*	1VL	Vienna, Va. (Herndon HS/Lehigh)
5	Moses Wright	F	6-9	221	So.	1VL	Raleigh, N.C. (William G. Enloe HS)
10	Jose Alvarado	G	6-0	176	So.	1VL	Brooklyn, N.Y. (Christ the King HS)
11	Evan Jester	F	6-6	191	So.	1VL	Fayetteville, Ga. (Sandy Creek HS)
12	Khalid Moore	F	6-6	200	Fr.	HS	Briarwood, N.Y. (Archbishop Molloy HS)
13	Curtis Haywood II	G	6-5	202	So.	1VL	Oklahoma City, Okla. (Mustang HS/Brewster Academy, N.H.)
24	Sylvester Ogbonda	F	6-10	237	r-Jr.	2VL	Port Harcourt, Nigeria (National Christian Academy, Fort Washington, Md.)
34	Abdoulaye Gueye	F	6-9	217	r-Sr.	3VL	Dakar, Senegal (Central Park Christian/Birmingham, Ala.)
35	Kristian Sjolund	F	6-7	200	Fr.	HS	Kongsberg, Norway (Obra D. Tompkins HS)
45	Shaheed Medlock	G	6-5	196	Jr.	1VL	Waycross, Ga. (Ware County)
55	Malachi Rice	G	6-0	186	So.	1VL	Indianapolis, Ind. (Brebeuf Jesuit Preparatory School)

ALPHABETICAL

No.	Name	Pos.	Ht.	Wt.	Cl.	Exp.	Hometown (High School/College)
4	Brandon Alston	G	6-5	203	r-Sr.*	1VL	Vienna, Va. (Herndon HS/Lehigh)
10	Jose Alvarado	G	6-0	176	So.	1VL	Brooklyn, N.Y. (Christ the King HS)
1	James Banks III	F	6-9	243	Jr.	TR	Decatur, Ga. (La Lumiere School, LaPorte, Ind.)/Texas)
3	Evan Cole	F	6-9	217	So.	1VL	Cumming, Ga. (South Forsyth HS)
0	Michael Devoe	G	6-4	188	Fr.	HS	Orlando, Fla. (Montverde Academy)
34	Abdoulaye Gueye	F	6-9	217	r-Sr.	3VL	Dakar, Senegal (Central Park Christian-Birmingham, Ala.)
13	Curtis Haywood II	G	6-5	202	So.	1VL	Oklahoma City, Okla. (Mustang HS/Brewster Academy, N.H.)
11	Evan Jester	F	6-6	191	So.	1VL	Fayetteville, Ga. (Sandy Creek HS)
45	Shaheed Medlock	G	6-5	196	Jr.	1VL	Waycross, Ga. (Ware County)
12	Khalid Moore	F	6-6	200	Fr.	HS	Briarwood, N.Y. (Archbishop Molloy HS)
24	Sylvester Ogbonda	F	6-10	237	r-Jr.	2VL	Port Harcourt, Nigeria (National Christian Academy, Fort Washington, Md.)
2	Shembari Phillips	G	6-3	202	Jr.	TR	Atlanta, Ga. (Wheeler HS/Tennessee)
55	Malachi Rice	G	6-0	186	So.	1VL	Indianapolis, Ind. (Brebeuf Jesuit Preparatory School)
35	Kristian Sjolund	F	6-7	200	Fr.	HS	Kongsberg, Norway (Obra D. Tompkins HS)
5	Moses Wright	F	6-9	221	So.	1VL	Raleigh, N.C. (William G. Enloe HS)

*graduate student

Head Coach: Josh Pastner (Arizona, 1997), 3rd season

Assistant Coaches:

- Eric Reveno (Stanford, 1989), 3rd season
- Julian Swartz (Carroll College, 2005), 3rd season
- Anthony Wilkins (Kent State, 2013), 1st season

Director of Operations: Tyler Benson (St. Bonaventure, 2009), 3rd season

Director of Player Personnel: Mario West (Georgia Tech, 2007), 3rd season

Director of Scouting: Hayden Sheridan (Arizona, 2016), 1st season

Athletic Trainer: Richard Stewart (Salisbury, 2005), 12th season

Player Development Coach: Dan Taylor (Franklin Pierce, 2002), 3rd season

Pronunciations

Jose Alvarado	AL-vuh-ROD-oh
Abdoulaye Gueye	ahb-doo-LYE gay
Khalid Moore	kuh-LEED
Sylvester Ogbonda	oh-BOND-uh
Shembari Phillips	shem-BAR-ee
Eric Reveno	REV-uh-no
Malachi Rice	MAL-uh-ky
Kristian Sjolund	SHO-lund

BY CLASS

Freshmen: Michael Devoe, Khalid Moore, Kristian Sjolund

Sophomores: Jose Alvarado, Evan Cole, Curtis Haywood II, Evan Jester, Malachi Rice, Moses Wright

Juniors: James Banks (transfer), Shaheed Medlock, Sylvester Ogbonda (r), Shembari Phillips

Seniors: Brandon Alston (grad.), Abdoulaye Gueye (r)

BY STATE/COUNTRY

Florida: Michael Devoe

Georgia: James Banks, Evan Cole, Evan Jester, Shaheed Medlock, Shembari Phillips

Indiana: Malachi Rice

New York: Jose Alvarado, Khalid Moore

Nigeria: Sylvester Ogbonda

North Carolina: Moses Wright

Norway: Kristian Sjolund

Oklahoma: Curtis Haywood II

Senegal: Abdoulaye Gueye

Norway: Kristian Sjolund

Virginia: Brandon Alston

BY BIRTHDATE

January 11, 1996	Sylvester Ogbonda
January 16, 1998	James Banks III
March 5, 1999	Evan Jester
March 6, 1999	Malachi Rice
March 21, 1997	Shembari Phillips
April 12, 1998	Jose Alvarado
May 10, 1995	Brandon Alston
May 11, 1999	Evan Cole
July 29, 2000	Khalid Moore
September 10, 1999	Kristian Sjolund
September 24, 1997	Curtis Haywood II
October 13, 1997	Shaheed Medlock
November 24, 1994	Abdoulaye Gueye
December 17, 1999	Michael Devoe
December 23, 1998	Moses Wright

BY MAJOR

Economics: Brandon Alston (Masters), Malachi Rice

Business Administration: Evan Cole, Michael Devoe, Abdoulaye Gueye, Curtis Haywood II, Evan Jester, Sylvester Ogbonda, Moses Wright

Computer Science: Shaheed Medlock

History, Science & Technology: Shembari Phillips

Industrial Design: Kristian Sjolund

Literature, Media & Communication: Jose Alvarado

Undecided Engineering: Khalid Moore

Psychology: Justin Moore

BY HEIGHT

6-0	Jose Alvarado, Malachi Rice
6-3	Shembari Phillips
6-4	Michael Devoe
6-5	Brandon Alston, Curtis Haywood II, Shaheed Medlock
6-6	Evan Jester, Khalid Moore
6-7	Kristian Sjolund
6-8	James Banks
6-9	Evan Cole, Abdoulaye Gueye, Moses Wright
6-10	Sylvester Ogbonda

RADIO/TV ROSTER



Brandon Alston
G • 6-5 • Sr. (Grad.)

4



Jose Alvarado
G • 6-0 • So.

10



James Banks III
G • 6-9 • Jr.

1



Evan Cole
F • 6-9 • So.

3



Michael Devoe
G • 6-4 • Fr.

0



Abdoulaye Gueye
F • 6-9 • r-Sr.

34



Curtis Haywood II
G • 6-5 • So.

13



Evan Jester
F • 6-6 • So.

11



Shaheed Medlock
G • 6-5 • Jr.

45




Khalid Moore
F • 6-6 • Fr.

12



Sylvester Ogbonda
F • 6-10 • r-Jr.

24



Shembari Phillips
G • 6-3 • r-Jr.



Malachi Rice
G • 6-0 • So.

55



Kristian Sjolund
G • 6-7 • Fr.

35



Moses Wright
F • 6-9 • So.

5



Josh Pastner
Head Coach



Eric Reveno
Assistant Coach



Julian Swartz
Assistant Coach



Anthony Wilkins
Assistant Coach



Tyler Benson
Director of Operations



Mario West
Director of Player Personnel



Hayden Sheridan
Video Coordinator

GAME NOTES

BROADCAST MEDIA CHEAT SHEET



0

MICHAEL DEVOE

Yr	GP/GS	PPG	RPG	APG	FG%	3FG%	FT%
2018-19	14/5	9.1	3.0	1.9	.435	.324	.771
Career	14/5	9.1	3.0	1.9	.435	.324	.771
Season High		Pts: 16	Reb: 6	Ast: 6	Min: 39		
Career High		Pts: 16	Reb: 6	Ast: 6	Min: 39		

Freshman • Guard • 6-4 • 188 • Orlando, Fla./Montverde Academy

- 11-of-34 from 3-point range, 77.1% from FT line, 2nd on team in assists and steals
- 6 double-digit scoring games -- career-high 16 in first ACC game vs. Wake Forest (3-for-4 on 3s)
- 13.3 ppg, 18-for-28 from the floor last 4 games (12 assists, 4 turnovers last 3 games)
- 4-star HS prospect helped lead Montverde Academy to a national championship as a senior



1

JAMES BANKS III

Yr	GP/GS	PPG	RPG	BK/G	FG%	3FG%	FT%
2018-19	13/8	9.8	8.2	2.5	.613	.000	.652
Career	59/8	3.5	3.6	1.4	.573	.000	.582
Season High		Pts: 22	Reb: 14	Blk: 5	Min: 36		
Career High		Pts: 22	Reb: 14	Blk: 5	Min: 36		

Junior • Forward/Center • 6-9 • 243 • Decatur, Ga./Texas

- Started Tech's last 8 games -- hitting 61.3% FG; 8th in ACC in rebounding, 2nd in blocked shots
- Double-doubles in 4 games; scored 20 points (9-11 FG) in ACC debut vs. Wake Forest
- Transfer from Texas, granted immediately eligibility by NCAA on Nov. 13
- Has a 7-foot, 5.35-inch wingspan and a 9-foot, 3.5-inch reach



2

SHEMBARI PHILLIPS

Yr	GP/GS	PPG	RPG	APG	FG%	3FG%	FT%
2018-19	11/6	3.5	1.5	1.1	.412	.250	.778
Career	75/30	5.4	2.3	1.3	.398	.355	.771
Season High		Pts: 10	Reb: 4	Ast: 4	Min: 25		
Career High		Pts: 23	Reb: 7	Ast: 7	Min: 38		

Junior • Guard • 6-3 • 243 • Atlanta, Ga./Tennessee

- Started first 6 games this season, has hit 41.2 percent from the floor, 4-16 on 3s; DNP vs. Ark, UGA, WF
- Scored 10 points with 4 assists in his Tech debut vs. Lamar
- Part-time starter in two seasons at Tennessee (64 games, 24 starts)
- Attended Wheeler HS in Marietta, Ga.



3

EVAN COLE

Yr	GP/GS	PPG	RPG	APG	FG%	3FG%	FT%
2018-19	7/4	6.2	1.6	0.6	.571	.300	.833
Career	31/9	3.9	2.6	0.5	.495	.281	.605
Season High		Pts: 16	Reb: 5	Ast: 2	Min: 36		
Career High		Pts: 16	Reb: 10	Ast: 2	Min: 36		

Sophomore • Forward • 6-9 • 217 • Cumming, Ga./South Forsyth HS

- Missed 7 games recovering from sprained left ankle suffered in Tennessee game, returned vs. KSU 12/28
- Excellent off the bench last 3 games - 11 pts vs. KSU, 16 vs. Upstate, 9 vs. WF in 47 mins, 15-of-20 FG
- Started first 2 games this season, sprained ankle late in Tennessee game
- Stepmom is in Georgia Tech Sports Hall of Fame - softball pitcher Jessica Sallinger Cole



4

BRANDON ALSTON

Yr	GP/GS	PPG	RPG	APG	FG%	3FG%	FT%
2018-19	14/4	10.4	2.1	1.5	.485	.415	.814
Career	108/34	6.3	1.8	1.2	.421	.367	.744
Season High		Pts: 20	Reb: 6	Ast: 5	Min: 38		
Career High		Pts: 20	Reb: 6	Ast: 5	Min: 38		

Senior (Grad.) • Guard • 6-5 • 203 • Vienna Va./Lehigh

- Double figures in 8 games, including each of the last 3 (11.3 ppg, 11-21 FG, 4-14 3pt, 8-9 FT)
- Started 19 games last season, 6 double-figure games
- His 682 career points are most of any current Tech player
- 35-of-43 from the FT line, 2nd on team in FTA, 2nd-best percentage (81.4)




5

MOSES WRIGHT

Yr	GP/GS	PPG	RPG	APG	FG%	3FG%	FT%
2018-19	14/12	6.1	3.8	1.0	.424	.154	.458
Career	39/22	4.5	3.5	0.8	.357	.091	.508
Season High		Pts: 12	Reb: 6	Ast: 5	Min: 25		
Career High		Pts: 19	Reb: 8	Ast: 5	Min: 35		

Sophomore • Forward • 6-9 • 221 • Raleigh, N.C./William G. Enloe HS

- Started Tech's last 12 games at big forward spot - 6 pts, 5 rebs, 3 ast in 20 mins vs. Wake Forest
- Has 3 double-digit scoring games - 11 vs. UTRGV, 12 vs. St. John's, 10 vs. KSU
- "Stretch-4" who started 9 games, including last 4 of last season
- Has 6-foot-11 wingspan, gained four inches and 40 pounds after sophomore year of high school



10

JOSE ALVARADO

Yr	GP/GS	PPG	RPG	APG	FG%	3FG%	FT%
2018-19	14/13	13.1	3.9	3.3	.420	.247	.773
Career	38/37	12.5	3.8	3.1	.439	.326	.782
Season High		Pts: 24	Reb: 9	Ast: 6	Min: 40		
Career High		Pts: 24	Reb: 9	Ast: 7	Min: 45		

Sophomore • Guard • 6-0 • 174 • Brooklyn, N.Y./Christ the King HS

- Leads Tech in scoring, assists and steals (9th in ACC in steals)
- Reached double figures in 5 of last 6 games (13.5 ppg, 41.0% FG, 14-18 FT)
- More efficient last 3 games - 10.3 ppg, 13 assists, 2 turnovers, 10-22 FG
- Tough, determined guard who suffered fractured elbow vs. Duke last Feb. 11, out remainder of season



12

KHALID MOORE

Yr	GP/GS	PPG	RPG	APG	FG%	3FG%	FT%
2018-19	13/5	5.2	1.7	1.3	.475	.429	.867
Career	13/5	5.2	1.7	1.3	.475	.429	.867
Season High		Pts: 14	Reb: 4	Ast: 3	Min: 34		
Career High		Pts: 14	Reb: 4	Ast: 3	Min: 34		

Freshman • Forward • 6-6 • 200 • Briarwood, N.Y./Archbishop Molloy HS

- Played in 13 games, 16.2 mpg (DNP vs. Prairie View); started last 5 games
- 10 pts, 3 reb, 3 ast, 34 mins in 1st career start at Arkansas, career-high 14 points vs. FAMU
- Hitting 47.5% from the floor, 3-of-7 on 3s, team-high 86.7% FT (4-4 in final minute each in Ark, WF games)
- Attended alma mater of legendary Tech guard Kenny Anderson, played on same AAU team as Jose Alvarado




13

CURTIS HAYWOOD II

Yr	GP/GS	PPG	RPG	APG	FG%	3FG%	FT%
2018-19	14/9	7.8	2.2	2.0	.424	.349	.789
Career	29/16	6.5	2.6	2.2	.408	.358	.811
Season High		Pts: 18	Reb: 7	Ast: 6	Min: 37		
Career High		Pts: 18	Reb: 8	Ast: 6	Min: 37		

Sophomore • Guard • 6-5 • 202 • Oklahoma City, Okla./Brewster Academy

- Has 28 assists vs. 14 turnovers, 34.9% on 3s (63 3-pt attempts, 2nd most on team)
- Scored game-high 18 pts vs. ECU, 13 points vs. Lamar, 12 vs. Gardner-Webb (10 3s combined)
- 7 points, 7 rebounds, 6 assists, 4 steals vs. UTRGV
- Missed last 11 games last season with stress reaction in right leg, had surgery post-season




24

SYLVESTER OGBONDA

Yr	GP/GS	PPG	RPG	BK/G	FG%	3FG%	FT%
2018-19	6/0	2.7	2.5	0.2	.385	.000	.600
Career	38/0	1.6	1.2	0.3	.467	.000	.586
Season High		Pts: 7	Reb: 9	Blk: 1	Min: 23		
Career High		Pts: 8	Reb: 9	Blk: 3	Min: 23		

Junior-R • Center • 6-10 • 237 • Port Harcourt, Nigeria/National Christian Academy

- Played 23 minutes vs. Lamar, set career highs with 7 points, 9 rebounds (26 total minutes in 5 games since)
- More than doubled his total minutes (47 to 21) over last season
- Played in just 32 games in two seasons (4.4 mpg) as a backup to Ben Lammers
- Minutes have diminished since Banks became eligible (20 total in 3 games)




34

ABDOULAYE GUEYE

Yr	GP/GS	PPG	RPG	BK/G	FG%	3FG%	FT%
2018-19	14/6	4.8	3.4	1.1	.500	.000	.650
Career	73/32	3.8	3.3	0.9	.464	.125	.571
Season High		Pts: 16	Reb: 8	Blk: 3	Min: 24		
Career High		Pts: 16	Reb: 9	Blk: 5	Min: 39		

Senior-R • Forward • 6-9 • 217 • Dakar, Senegal/Central Park Christian

- Long wiry player who can play the "4" or the "5" positions, disruptive on defense and boards
- Started 15 straight games at PF spot before Feb. 21 last season, 7 double-figure games
- Good defender and rebounder, much improved passer, tied career-best 16 pts vs. KSU (7-7 FG), 8 rebs, 3 ast
- Started first 6 games this year ... 10.9 mpg last 3 games (11-14 FG, 5.0 rpg, 8.3 ppg)



35

KRISTIAN SJOLUND

Yr	GP/GS	PPG	RPG	APG	FG%	3FG%	FT%
2018-19	8/0	0.6	0.6	0.3	.111	.125	1.000
Career	8/0	0.6	0.6	0.3	.111	.125	1.000
Season High		Pts: 3	Reb: 3	Ast: 1	Min: 11		
Career High		Pts: 3	Reb: 3	Ast: 1	Min: 11		

Freshman • Forward • 6-7 • 200 • Kongsberg, Norway/Tompkins HS

- Versatile HS player with international experience, played in 8 games
- Played four years at Obra D. Tompkins HS in Katy, Texas, making 6A state finals in 2018
- Born in Washington state, grew up on Kongsberg, Norway
- Played for Norway in 2015 FIBA U16 Championships, 2017 U18 Nordic Championship

GAME NOTES