



# VIRGINIA TECH

## 2023-24 MEN'S BASKETBALL



13 NCAA APPEARANCES / 14 NIT APPEARANCES (2 CHAMPIONSHIPS) /  
19 ALL-ACC SELECTIONS / 10 ALL-AMERICANS / 20 NBA DRAFT PICKS

GAME 29

### THE MATCHUP

#### VIRGINIA TECH HOKIES

15-13, 7-10 ACC

**Head Coach:** Mike Young (Emory & Henry, 1986)  
**Record at Virginia Tech:** 88-64 (5th Season)  
**Career Record:** 387-308 (22nd Season)  
**vs. Wake Forest:** 4-3 (3-3 at VT)

VS

#### WAKE FOREST DEMON DEACONS

18-10, 10-7 ACC

**Head Coach:** Steve Forbes (Southern Arkansas, 1988)  
**Record at Wake Forest:** 68-50 (4th Season)  
**Career Record:** 366-154 (16th Season)  
**vs. Virginia Tech:** 3-2

GAME 29 | VIRGINIA TECH vs. WAKE FOREST - MARCH 2, 2024 | 5:30PM | CW | BLACKSBURG, VA. | CASSELL COLISEUM (8,925)



@HokiesMBB

### BROADCAST INFORMATION

#### TV | CW

Evan Lepler, PxP  
Mike Gminski, Analyst

#### VIDEO STREAM

CW app

#### RADIO | VT Sports Network

Zach Mackey, PxP  
Mike Burnop, Analyst

#### LIVE STATS

stats.hokiesports.com



@WakeMBB

### PROJECTED STARTERS

Virginia Tech	Ht.	Wt.	Yr.	Hometown	PPG	RPG	Other
G 3 Sean Pedulla	6-1	195	Jr.	Edmond, Okla.	15.7	4.3	4th in ACC with 4.4 apg
G 0 Hunter Cattoor	6-3	200	Gr.	Orlando, Fla.	13.7	2.7	320 career 3FG (VT record)
G 2 MJ Collins	6-4	195	So.	Clover, S.C.	6.3	2.5	66 assists (2nd-most on team)
F 31 Robbie Beran	6-9	215	Gr.	Richmond, Va.	6.0	3.8	83.9 FT% (26-31)
F 15 Lynn Kidd	6-10	235	Sr.	Gainesville, Fla.	12.9	6.5	5 dbl-dbls on the season



### KEY STORYLINES

#### THE SERIES

- Virginia Tech is 38-34 all-time against Wake Forest.
- The Demon Deacons are Tech's closest ACC foe - 122 miles from Blacksburg.
- The first game in the series was Feb. 7, 1912 - a 45-15 win by the Hokies in Blacksburg.
- Wake Forest has won the previous three meetings in the series, including this season's first matchup, 86-63, on Dec. 30. It was the largest margin of defeat in ACC play for the Hokies since a 88-64 loss at Duke on Feb. 22, 2020 - during Mike Young's first season at the helm.
- The Hokies have won nine of the last 14 matchups with

the Deacs, including six in a row between March 8, 2017 and Feb. 27, 2021.

- VT is 24-12 all-time as the home team in the series.
- The winner of 11 of the last 13 meetings has scored at least 80 points.

#### FIRST MATCHUP LOOKBACK

- Wake stormed out to a 44-24 advantage at halftime and never looked back en route to a resounding 86-63 victory over the Hokies in Winston-Salem on Dec. 30, 2023. It was the Deacs' first ACC game of the season.
- Hunter Sallis led five Deacs in double figures with 20 points, while Hunter

Cattoor and Lynn Kidd paced Tech with 14 apiece.

#### SoCON TIES

- Mike Young and his good friend Steve Forbes will square off for the 15th time on Saturday and for the sixth time as ACC foes.
- Young is 8-6 head-to-head against Forbes, including a 2-3 mark at the helm of the Hokies.
- Young was the head coach for 17 seasons at Wofford (2002-19) while Forbes led East Tennessee State (2015-20) for five seasons.
- Young (2021) and Forbes (2022) have won two of the last three ACC Coach of the Year awards.

### 2023-24 SCHEDULE

#### RECORD

15-13

ACC	7-10
NON-CONFERENCE	8-3
HOME	12-2
AWAY	1-9
NEUTRAL	2-2

Date	Opponent	TV	Time/Result
11/6	Coppin State	ACCNX	W, 100-55
11/10	South Carolina <sup>1</sup>	ACCN	L, 77-79
11/15	Campbell	ACCNX	W, 60-44
11/19	Wofford	ACCNX	W, 98-76
11/23	Boise State <sup>2</sup>	ESPNU	W, 82-75
11/24	Iowa State <sup>2</sup>	ESPN2	W, 71-62
11/26	#19 Florida Atlantic <sup>2</sup>	ESPN	L, 50-84
11/29	at Auburn <sup>3</sup>	ESPN2	L, 57-74

12/3	Louisville <sup>*</sup>	ACCN	W, 75-68
12/9	Valparaiso	CW	W, 71-50
12/16	Vermont	ACCN	W, 73-51
12/21	American	ACCNX	W, 77-55
12/30	at Wake Forest <sup>*</sup>	ESPN2	L, 63-86

1/6	at Florida State <sup>*</sup>	ACCN	L, 74-77
1/10	#21 Clemson <sup>*</sup>	ESPN2	W, 87-72
1/13	Miami <sup>*</sup>	ACCN	L, 71-75
1/17	at Virginia <sup>*</sup>	ESPNU	L, 57-65
1/20	at NC State <sup>*</sup>	CW	W, 84-78
1/23	Boston College <sup>*</sup>	ACCN	W, 76-71
1/27	Georgia Tech <sup>*</sup>	ACCN	W, 91-67
1/29	#7 Duke <sup>*</sup>	ESPN	L, 67-77

2/3	at Miami <sup>*</sup>	ESPN	L, 74-82
2/10	at Notre Dame <sup>*</sup>	CW	L, 66-74
2/13	Florida State <sup>*</sup>	ESPNU	W, 83-75
2/17	at #7 North Carolina <sup>*</sup>	ACCN	L, 81-96
2/19	Virginia <sup>*</sup>	ESPN	W, 75-41
2/24	at Pitt <sup>*</sup>	CW	L, 64-79
2/27	at Syracuse <sup>*</sup>	ESPNU	L, 71-84

3/2	Wake Forest <sup>*</sup>	CW	5:30 PM
3/5	at Louisville <sup>*</sup>	ESPNU	7 PM
3/9	Notre Dame <sup>*</sup>	ESPNU	2:30 PM
3/12-16	ACC Tournament <sup>4</sup>	ESPN	-

All Times Eastern

\* - ACC Game

1 - Hall of Fame Series Charlotte (Charlotte, N.C.)

2 - ESPN Events Invitational (Orlando, Fla.)

3 - ACC/SEC Challenge (Auburn, Ala.)

4 - New York Life ACC Tournament (Washington, D.C.)



### CONTACT INFO

**Brian Cox** | Phone: (540) 250-0624  
Email: bcox90@vt.edu  
Associate AD, Creative Communications

**Will Copeland** | Phone: (757) 814-0930  
Email: cwil199@vt.edu  
Associate Director, Creative Communications

## QUICK FACTS

### THE BASICS

University Name: Virginia Tech  
 Location: Blacksburg, Va.  
 Founded: 1872  
 Enrollment: 37,000  
 President: Dr. Tim Sands  
 Director of Athletics: Whit Babcock  
 Nickname: Hokies  
 Mascot: HokieBird  
 Colors: Chicago Maroon and Burnt Orange  
 Affiliation: NCAA Division I  
 Conference: Atlantic Coast (18th Season)

### FACILITY FACTS

CASSELL COLISEUM  
 Capacity: 8,925  
 Record in Arena: 660-214 (.755)  
 First Game: VT vs. Alabama (Jan. 3, 1962)  
 Largest Crowd: 11,500 (vs. Purdue, Dec. 3, 1966)

### TEAM INFORMATION

2022-23 Record: 19-15  
 Home/Away/Neutral: 13-4/2-10/4-1  
 Conference Record: 8-12  
 Home/Away: 6-4/2-8  
 Conference Finish: 11th  
 Conference Tournament: Second Round  
 Starters Returning/Lost: 2/3  
 Letterwinners Returning/Lost: 5/3  
 Newcomers: 7

Total seasons: 116  
 First season: 1908-09  
 All-Time Record: 1,552-1,285  
 All-Time ACC Record: 153-191  
 All-Time ACC Tournament Record: 15-18  
 ACC Championship Game Appearances (Titles): 1 (1 - 2022)  
 NCAA Tournament Appearances (Last): 13 (2022)  
 All-Time NCAA Record: 8-13



## MEDIA INFORMATION

### CREDENTIALS

Outlets interested in obtaining credentials to cover Virginia Tech basketball home games must apply for credentials via: [media.hokiesports.com/credentials](http://media.hokiesports.com/credentials).

You may also email: [bcox90@vt.edu](mailto:bcox90@vt.edu).

All credentials for Virginia Tech home games this season will be issued on a single-game basis, and media seating is extremely limited.

### INTERVIEW POLICY

During ACC play, Mike Young conducts weekly media press conferences, via Zoom. To request the Zoom link for a particular week, please email Brian Cox ([bcox90@vt.edu](mailto:bcox90@vt.edu)).

**Gamedays:** Coach Mike Young and select players will be available to the media following a 10-minute cooling off period after the game. For home games, interviews of Coach Young and players will be conducted in-person in the Cassell Coliseum media center.

**Non-Gamedays:** All coach and player interview requests need to be arranged through the Virginia Tech Creative Communications Office - contact Brian Cox (c. 540-250-0624; e. [bcox90@vt.edu](mailto:bcox90@vt.edu)). Players and coaches should not be contacted directly under any circumstances.



## 2023-24 VIRGINIA TECH NUMERICAL ROSTER

No.	Name	Cl.	Pos.	Ht.	Wt.	Hometown	Previous School
0	Hunter Cattoor	Gr.	G	6-3	200	Orlando, Fla.	Bishop Moore
2	MJ Collins	So.	G	6-4	195	Clover, S.C.	Combine Academy
3	Sean Pedulla	Jr.	G	6-1	195	Edmond, Okla.	Edmond Memorial
4	Mekhi Long	Gr.	F	6-7	200	Bryans Road, Md.	Old Dominion
5	Patrick Wessler	r-Fr.	C	7-0	255	Matthews, N.C.	Combine Academy
10	Brandon Rechsteiner	Fr.	G	6-1	185	Acworth, Ga.	Etowah
11	John Camden	r-So.	F	6-8	220	Downingtown, Pa.	Memphis
13	Jaydon Young	Fr.	G	6-4	205	Goldensboro, N.C.	Greensboro Day School
15	Lynn Kidd	Sr.	C	6-10	235	Gainesville, Fla.	Clemson
23	Tyler Nickel	So.	G/F	6-7	220	Harrisonburg, Va.	North Carolina
31	Robbie Beran	Gr.	F	6-9	215	Richmond, Va.	Northwestern
33	Michael Ward	So.	G	6-2	175	Bethesda, Md.	Walt Whitman
34	Mylyjael Poteat	Sr.	F	6-9	265	Reidsville, N.C.	Rice
55	Conner Venable	Fr.	G	6-3	190	Washington, D.C.	The Heights School

## COACHING & SUPPORT STAFF

**Head Coach:** Mike Young (Emory & Henry, 1986)  
**Record at VT:** 88-64 (5th Year)  
**Overall Record:** 387-308 (22nd Year)  
**Assistant Coach:** J.D. Byers (1st Year)  
**Assistant Coach:** Kevin Giltner (5th Year)  
**Assistant Coach:** Christian Webster (8th Year)  
**Chief of Staff:** Stephanie Ballein (5th Year)  
**Special Assistant for Recruiting:** Matt Olinger (5th Year)  
**Director of Player Personnel:** Ryan Nadeau (6th Year)  
**Special Assistant to the Head Coach:** Ace Custis (5th Year)  
**Strength & Conditioning:** David Jackson (16th Year)  
**Athletic Trainer:** Hisham Ziyout (5th Year)

## PRONUNCIATION GUIDE

Hunter Cattoor	cuh-TOUR
Sean Pedulla	puh-DOOL-uh
Patrick Wessler	WES-lerr
Brandon Rechsteiner	WRECK-stein-er
Robbie Beran	BARE-in
Mylyjael Poteat	Muh-LIE-juhl POH-teet

## ROSTER BY CLASS

Freshmen (4)	Sophomores (4)	Juniors (1)	Seniors (5)
Brandon Rechsteiner	John Camden*	Sean Pedulla	Robbie Beran^
Jaydon Young	MJ Collins		Hunter Cattoor^
Conner Venable	Tyler Nickel		Lynn Kidd
Patrick Wessler*	Michael Ward		Mekhi Long^
			Mylyjael Poteat

\* = Redshirt  
 ^ = Graduate Student

## SOCIAL



## BY THE NUMBERS

**1-2** Wake Forest and Virginia Tech rank first and second, respectively, in free-throw percentage in the ACC. The Hokies average **79.8%**, while the Deacs are **80.2%** from the foul line.

**25** The Hokies have racked up **25 home wins** over the last two seasons. On the other hand, Tech has only managed **three wins on the road**, including a 1-9 mark this season.

**35** Virginia Tech is set to play its **first Saturday home game** since Jan. 27, a span of **35 days**. The Hokies are **12-2 at home** this season, including a 91-67 victory over Georgia Tech on Jan. 27.

## NOTEWORTHY

### EFFECTIVE HUNT

- Hunter Cattoor is one of the more underrated players in the ACC, perhaps because he does all the little things very well (screening, cutting, etc.).
- In ACC games alone, Cattoor leads the league in offensive rating (132.3) and is second in effective field-goal percentage (65.0%) per KenPom. He led the ACC in eFG% last season at 63.4% in league play.
- In ACC games alone, Cattoor is shooting 45.3% from three (39-86), which ranks second behind Wake Forest's Hunter Sallis' 46.7% (42-90).

### DEVOTED TO DEVELOPMENT

- The Virginia Tech coaching staff takes great pride in player development and the numbers back that up.
- For the second straight season, the Hokies have at least one player in the top two of the ACC in points per game improvement from the prior season.
- Sean Pedulla ranked second in the ACC in 2022-23 in points per game improvement (+9.6). This season, Lynn Kidd and Tyler Nickel rank first and third, respectively, in that category.

Player	22-23	23-24	Change
<b>Lynn Kidd (VT)</b>	<b>5.0</b>	<b>12.9</b>	<b>+7.9</b>
J.R. Konieczny (ND)	1.6	8.6	+7.0
<b>Tyler Nickel (VT)</b>	<b>2.1</b>	<b>8.8</b>	<b>+6.7</b>
Ryan Dunn (UVA)	2.7	8.4	+5.7
Isaac McKneely (UVA)	6.7	12.3	+5.6

### RESUME BUILDING

- Tech, ranked No. 60 in the NET, has plenty of work to do to improve its NCAA tournament chances (resume below).

Quad	Record
1	3-8
2	2-4
3	4-1
4	6-0

### ALL GAS, NO BRAKES FOR PEDULLA

- Sean Pedulla ranks eighth among ACC players in conference-only scoring.
- He averages 16.9 points per game in ACC play.

Player	School	PPG
RJ Davis	North Carolina	22.1
DJ Horne	NC State	19.4

Hunter Sallis	Wake Forest	18.5
Blake Hinson	Pitt	17.7
Markus Burton	Notre Dame	17.4
PJ Hall	Clemson	17.3
Judah Mintz	Syracuse	17.1
<b>Sean Pedulla</b>	<b>Virginia Tech</b>	<b>16.9</b>

- Mike Young joked that Pedulla is "all gas, there's not a brake on that boy."
- Sean Pedulla dialed up back-to-back 30-balls three weeks ago vs. then-No. 21 Clemson and Miami, earning him ACC player of the week honors.
- He joined former teammate Grant Basile as the only two Tech men's basketball players since 2004 to have back-to-back games of at least 30 points.
- Pedulla's 13 made field goals against the Hurricanes tied Basile for the Virginia Tech single-game record for a player in an ACC game.

### PERFECT FROM THE LINE

- The Hokies went 16 for 16 from the free-throw line against Boston College. It was the first time since Nov. 13, 2022 Tech did not miss a free throw with double-digit attempts.
- The last time Tech hit at least 16 free throws without a miss was March 4, 2009 against No. 1 North Carolina in the ACC tournament in Atlanta, Ga. (17-17).
- VT ranks second in the ACC and fourth nationally in free-throw percentage at 79.8, trailing only Villanova (81.6), Princeton (80.7) and Wake Forest (80.2).

### DIALING IT UP FROM DEEP

- Tech hit 11 3-pointers vs. Florida State on Feb. 13, marking the 12th time this season it has reached double-digit threes.
- The Hokies are 8-4 this season when knocking down at least 10 triples in a game.
- Under Mike Young, Tech is 43-12 when hitting double-digit threes in a game. Five of those losses came in Young's first season at VT.

### WE DON'T TURN THE BALL OVER HERE

- If one attends a VT men's basketball practice, you are almost guaranteed to hear head coach Mike Young say at some point: "We don't turn the ball over here."
- Over the last six seasons, only one Mike Young team has ranked outside the top 65

in the nation for turnovers per game - this one.

Season	Turnovers Per Game	Rank
<b>2023-24</b>	<b>11.2</b>	<b>114</b>
2022-23	9.9	12
2021-22	10.9	37
2020-21	11.6	63
2019-20	9.9	4
2018-19	10.9	30

### NEW KIDD ON THE BLOCK

- Lynn Kidd is one of the breakout stories in the ACC. From a player who only saw action in seven games his freshman season at Clemson\*, to averaging 12.9 points and 6.5 rebounds per game as a senior at Virginia Tech, Mike Young and his staff have developed a force to be reckoned with down low.

Season	PPG	RPG	MPG	FG%
2020-21*	1.1	1.0	4.7	.333
2021-22	0.7	1.1	2.5	.375
2022-23	5.0	3.4	12.7	.664
2023-24	12.9	6.5	23.1	.656

- Entering this weekend, here's where Kidd ranks among ACC players in a few statistical categories.

Stat	#	Rank
Rebounding	6.5	15th
FG%	.656	1st
FT%	.877	4th
Double-Doubles	5	10th

### HISTORY MADE IN HIS HOMETOWN

- Hunter Cattoor surpassed A.D. Vassallo for the most 3-pointers made in a career in program history against Boise State on Nov. 23. The record came in Cattoor's hometown of Orlando and was achieved in nine fewer games than Vassallo.

Seasons	Name	GP	3FG
<b>2019-pr.</b>	<b>Hunter Cattoor</b>	<b>146</b>	<b>320</b>
2005-09	A.D. Vassallo	133	267
2007-11	Malcolm Delaney	136	264
1986-89	Wally Lancaster	82	257
2014-18	Justin Bibbs	128	254

### HUNT IN HIS BAG OFF THE COURT, TOO

- This past June, Hunter Cattoor and longtime girlfriend Chloe Brooks got engaged.
- His IG caption read: "Added another ring to our collection." Cattoor won the 2022 ACC title, while Brooks, a guard for VT women's basketball, won the 2023 ACC championship en route to the program's first-ever Final

Four.

- Chloe Brooks is the second of Tech women's basketball head coach Kenny Brooks' three daughters.

## YOUNG MOVING UP THE RANKS

- Mike Young is in his fifth season in Blacksburg and is tied for seventh in all-time wins at VT.

Name	Seasons	Record
Charles Moir	11 (1976-87)	213-119 (.642)
Seth Greenberg	9 (2003-12)	170-123 (.580)
Chuck Noe	7 (1955-62)	109-51 (.681)
Howie Shannon	7 (1964-71)	104-68 (.605)
Bill Foster	6 (1991-97)	101-78 (.564)
Buzz Williams	5 (2014-19)	100-69 (.592)
<b>Mike Young</b>	<b>5 (2019-pr.)</b>	<b>88-64 (.579)</b>
Don DeVoe	5 (1971-76)	88-45 (.662)

## NON-CON NO JOKE

- According to the KenPom rankings, Tech played the second-toughest nonconference schedule since the service began keeping the metric.

Season	Nonconference Schedule Ranking
2006-07	135
<b>2023-24</b>	<b>141</b>
2007-08	150
2011-12	152
2010-11	158
2021-22	174

## GRANDPA HUNT

- Hunter Cattoor played in his 137th career game last Tuesday vs. Boston College, setting a new program record. He passed Malcolm Delaney at 136 games played.
- "It's pretty cool, especially the whole kind of journey that I've had," Cattoor said. "And I wasn't supposed to be here. Early in my senior year, I thought I was going to be playing in the SoCon (originally committed to Wofford), so to have the most games at an ACC school is pretty cool and I feel super blessed."

## SEVEN STRAIGHT TRIPS TO THE POSTSEASON

- With the Hokies' selection into the 2023 NIT, they have now been selected for a postseason tournament in seven consecutive seasons.

Year	Postseason Tournament	Head Coach
2023	NIT	Mike Young
2022	NCAA	Mike Young
2021	NCAA	Mike Young
2019	NCAA	Buzz Williams
2018	NCAA	Buzz Williams
2017	NCAA	Buzz Williams
2016	NIT	Buzz Williams

- A pretty remarkable turnaround for a program that prior to 2017 had only gone to the NCAA Tournament once (2007) in 20 years. Tech has been to the Big Dance a total of 13 times in program history and 14 times to the NIT.

## SHENANDOAH VALLEY STAND UP!

- Tyler Nickel hails from Harrisonburg, Va., in the Shenandoah Valley, the home region of two other Commonwealth basketball greats in Dell Curry and Ralph Sampson. Curry went on to play at Virginia Tech, finishing as the program's No. 2 all-time leading scorer with 2,385 career points and was drafted by the Utah Jazz in 1986. Sampson was a three-time national player of the year at Virginia, before being drafted as the No. 1 overall pick in the 1983 NBA Draft.
- However, it is Nickel who is the Virginia High School League's all-time leading scorer with 2,909 career points, passing the likes of Mac McClung, J.J. Redick, Moses Malone, Alonzo Mourning, Grant Hill and Allen Iverson on the way to the top.



## ACC ACTIVE CAREER 3FG LEADERS

	NAME (SCHOOL)	3FG	GP
1.	Joe Girard III (Clemson)	382	153
2.	Darin Green, Jr. (Florida State)	360	141
3.	DJ Horne (NC State)	338	148
4.	<b>Hunter Cattoor (Virginia Tech)</b>	<b>320</b>	<b>146</b>
5.	Nijel Pack (Miami)	288	111
6.	Blake Hinson (Pitt)	283	124
7.	Cormac Ryan (North Carolina)	264	143
8.	RJ Davis (North Carolina)	251	129
9.	Damari Monsanto (Wake Forest)	190	80
10.	Casey Morsell (NC State)	168	145

## ACC ACTIVE CAREER 3FG% LEADERS

	NAME (SCHOOL)	3FG-3FGA	3FG%
1.	Alex Hemenway (Clemson)	124-289	42.9
2.	Isaac McKneely (Virginia)	118-278	42.4
3.	<b>Hunter Cattoor (Virginia Tech)</b>	<b>320-764</b>	<b>41.9</b>
4.	Nijel Pack (Miami)	288-708	40.7
5.	Jaeden Zackery (Boston College)	105-265	39.6
6.	DJ Horne (NC State)	338-865	39.1
	Jake Heidbreder (Clemson)	119-304	39.1
8.	Damari Monsanto (Wake Forest)	189-494	38.3
9.	Darin Green (Florida State)	360-950	37.9
10.	Wooga Poplar (Miami)	105-278	37.8

## VT CAREER GAMES PLAYED

	NAME (YEARS)	GP
1.	<b>Hunter Cattoor (2019-pr.)</b>	<b>146</b>
2.	Malcolm Delaney (2007-11)	136
3.	Dorenzo Hudson (2007-12)	135
4.	Ahmed Hill (2014-19)	134
	Jeff Allen (2007-11)	134
6.	Terrell Bell (2007-11)	133
	A.D. Vassallo (2005-09)	133
8.	Devin Wilson (2013-18)	129
	Erick Green (2009-13)	129
10.	Justin Bibbs (2014-18)	128
	Bobby Beecher (1982-86)	128

## VT CAREER 3FG%

	NAME (YEARS)	3FG-3FGA	3FG%
1.	Ty Outlaw (2015-19)	136-291	46.7
2.	Justin Bibbs (2014-18)	254-599	42.4
3.	<b>Hunter Cattoor (2019-pr.)</b>	<b>320-764</b>	<b>41.9</b>
4.	Eddie Lucas (1997-99)	121-294	41.2
5.	Jalen Cone (2019-21)	101-246	41.1

## TEAM COMPARISON

VT	Stat	WAKE
74.1	Points Per Game	79.0
70.4	Opponents Points Per Game	69.7
+3.7	Scoring Margin	+9.3
32.2	Rebounds Per Game	35.0
+0.3	Rebounding Margin	+2.1
.461	FG Percentage	.476
.451	FG Percentage Defense	.424
.352	3FG Percentage	.374
.338	3FG Percentage Defense	.316
8.2	3FG Made Per Game	8.4
.798	FT Percentage	.802
15.1	Assists Per Game	12.6
11.2	Turnovers Per Game	10.9

## DANCIN' IN BACK-TO-BACK SEASONS

- In previous seasons in Virginia Tech history, the fastest head coach to make the NCAA Tournament was in Year Three. Those Hokies were Howie Shannon, Charlie Moir and Buzz Williams.
- Therefore, with Mike Young doing so in Year Two, he became the fastest Tech coach to make The Dance.
- The Hokies have also never had a head coach lead them to the NCAA Tournament in two of their first three seasons.
- Mike Young becomes just the third head coach in program history to register multiple trips to the NCAA Tournament, joining Charlie Moir and Buzz Williams.
- Here's a rundown of the head coaches who have guided Tech to the NCAA Tournament.

Head Coach	NCAAT Years	# of App.
Charlie Moir	1979, 1980, 1985, 1986	4
Buzz Williams	2017, 2018, 2019	3
<b>Mike Young</b>	<b>2021, 2022</b>	<b>2</b>
Don DeVoe	1976	1
Bill Foster	1996	1
Seth Greenberg	2007	1
Howie Shannon	1967	1

## ONE BIG FAMILY

- The camaraderie between the VT men's and women's basketball teams as described by Hunter Cattoor:
- "I'd say it's like a whole big family there. We play and practice in the same facility, so we see them every day, whether that's working out on our own time or during lift and practice. We see them all around. We're saying hey to them. I know Coach Brooks is doing a great job over there with that team. But I look at them as family. ... I think it's great for both programs to be together and support each other and want each other to do well."

## 50 SPOT

- Tech shot over 50% in a game five times during the 2020-21 season - going 5-0.
- Since Young got to Blacksburg, the Hokies are 41-5 in contests shooting 50% or greater - only losses: vs. BYU (11/27/19), vs.

Miami (1/26/22), at College of Charleston (11/20/22), at Miami (1/31/23), vs. South Carolina (11/10/23).

- Since the 2010-11 season, Tech is 112-16 when shooting 50% or better.

## COACH HUNT


- Mike Young had never let a player install a play before in his 38 years of coaching. He'd never had a player like Hunter Cattoor before, though.
- "He wants to be a coach," Young said on Oct. 3. "I had him install [a play] yesterday. I don't think I've ever done that in 38 years as a coach.
- "He commands a great deal of admiration and respect for what he's done here. [It] permeates throughout the program. I think he has embraced that and has done quite a good job thus far, and it'll be very important for this bunch."
- With defense being a point of emphasis for the entire Tech team heading into the season, Cattoor's tutelage will be crucial — and the teaching role is one he hopes to continue into the future. H/T Jack Brizendine

## FOCUSED ON TEAM SUCCESS

- As Cattoor wraps up his career in Blacksburg this season, his focus will be on getting the team back to the top of the ACC — and he knows everyone's personal goals will come to fruition in the process.
- "At the end of the day, you want to go out on a high note. You want to compete for another ACC championship. You want to make it to the big dance and make a run," he said.
- "I think that's just the main thing to worry about — team success — and the individual success will come along." H/T Jack Brizendine

## BYERS BOUGHT IN ON DEFENSIVE END

- J.D. Byers was hired as an assistant coach in April, bringing 13 years of experience at the Division I level with him to Blacksburg. He worked three stints with current Penn State head coach Mike Rhoades, most recently at VCU from 2017 to 2023.
- According to KenPom, VCU ranked 15th in adjusted defensive efficiency last season. Its three rankings the previous four seasons: seventh, 14th, 45th and seventh. Tech has only posted a top-40 defense five times since joining the ACC in 2004, the last time being 2019-20 under Buzz Williams (No. 20). H/T David Cunningham
- Though he wasn't necessarily the main reason why the Rams were so stingy on defense, Byers brought those lessons to Blacksburg. He watched Tech's games from last season through a unique lens since he wasn't involved, and the players said his feedback in specific areas has really helped.



The 2023-24 season marks the 22nd for Mike Young as a head coach.

## SPECIALTY STAT TRACKER

Opponent	Off TOs	Paint	2nd Chance	FB	Bench
Coppin State	30	36	8	10	50
South Carolina	11	36	7	6	17
Campbell	12	30	11	6	9
Wofford	23	44	18	19	33
Boise State	27	32	2	19	22
Iowa State	7	16	10	5	15
Florida Atlantic	11	32	6	2	17
at Auburn	5	14	14	3	29
Louisville	17	36	10	5	31
Valparaiso	17	22	11	4	15
Vermont	17	24	8	7	24
American	15	48	6	4	28
at Wake Forest	7	30	0	5	25
at Florida State	8	22	11	2	14
Clemson	19	34	8	6	39
Miami	12	32	11	8	2
at Virginia	6	20	6	17	12
at NC State	22	32	5	14	20
Boston College	19	28	4	6	13
Georgia Tech	4	36	9	0	32
Duke	11	36	8	2	4
at Miami	13	32	10	3	18
at Notre Dame	5	32	10	8	23
Florida State	23	16	10	7	23
at North Carolina	20	36	9	2	31
Virginia	24	36	6	4	30
at Pitt	11	32	6	11	10
at Syracuse	9	50	9	4	14
Wake Forest					
at Louisville					
Notre Dame					
<b>Total +/-</b>	<b>+62</b>	<b>-54</b>	<b>-61</b>	<b>+10</b>	<b>+59</b>
<b>Season Highs</b>	<b>30</b>	<b>50</b>	<b>18</b>	<b>19</b>	<b>50</b>

## FAST BREAK

Tech has registered **two** wins over **top five** programs under head coach Mike Young - most recently an 81-73 win over No. 3 Villanova on Nov. 28, 2020.

## SCHOOL RECORDS

### INDIVIDUAL

Games Played (Season)	36, by 5 players
Games Started (Season)	36, by 5 players
Games Played (Career)	<b>146, Hunter Cattoor (2019-pr.)</b>
Games Started (Career)	126, Dell Curry (1982-86); Bobby Beecher (1982-86)
Consecutive Starts	123, Ace Custis (1993-97)
Minutes Played (Game)	55, by 3 players
Minutes Played (Season)	1,300, Malcolm Delaney (2010-11), 34 games
Minutes Played (Highest Season Average)	38.6, Jay Purcell (1991-92), 28 games
Minutes Played (Career)	4,688, Malcolm Delaney (2007-11)
Minutes Played (Highest Career Average)	35.1, Dale Solomon, 1978-82
Points (Overall Game)	52, Allan Bristow vs. George Washington (2-21-73)
Points (ACC Game)	37, Malcolm Delaney vs. Clemson (1-29-09)
Points (ACC Tournament Game)	32, Jalen Hudson vs. Wake Forest (3-10-15)
Points (NCAA Tournament)	29, Glen Combs vs. Indiana (3-17-67)
Points (NIT)	33, A.D. Vasallo vs. Duquesne (3-18-09)
Points (Season)	801, Erick Green (2012-13), 32 games
Points (ACC Season)	469, Erick Green (2012-13), 18 games
Points (Season Average)	26.6, Bimbo Coles (1988-89), 27 games
Points (Double-Figure Games, Season)	34, Dell Curry (1983-84), 35 games
Points (Career)	2,484, Bimbo Coles (1986-90)
Points (Career Average)	23.1, Allan Bristow (1970-73)
Points (Double-Figure Games, Career)	115, Dell Curry (1982-86)
Field Goals Made (Game)	22, Allan Bristow vs. George Washington (2-21-73)
3-Pointers Made (Game)	9, Hunter Cattoor at Florida State (1-29-22); Justin Robinson vs. Syracuse (1-26-19)
Field Goals Made (Season)	305, Dell Curry (1985-86), 30 games
3-Pointers Made (Season)	106, Wally Lancaster (1987-88), 29 games
Field Goals Made (Career)	1,021, Dell Curry (1982-86)
3-Pointers Made (Career)	<b>320, Hunter Cattoor (2019-pr.)</b>
Free Throws Made (Game)	20, by 3 players
Free Throws Made (Season)	230, Malcolm Delaney (2009-10), 33 games
Free Throws Made (Career)	721, Malcolm Delaney (2007-11)
Rebounds (Game)	36, Chris Smith vs. Washington & Lee (1-9-59)
Rebounds (Season)	495, Chris Smith (1959-60), 26 games
Rebounds (Career)	1,508, Chris Smith (1957-61)
Assists (Game)	12, by 3 players
Assists (Season)	192, Dave Sensibaugh (1975-76), 28 games
Assists (Career)	547, Bimbo Coles (1986-90)
Steals (Game)	8, by 3 players
Steals (Season)	94, Jamon Gordon (2006-07), 34 games
Steals (Career)	295, Dell Curry (1982-86)
Blocks (Game)	9, Roy Brow vs. James Madison (12-6-86); vs. Baptist College (12-12-87)
Blocks (Season)	100, Roy Brow (1987-88), 28 games
Blocks (Career)	251, Roy Brow (1984-88)
<b>TEAM</b>	
Points (Game)	141, vs. Southern Miss (2-6-88)
Points (Season)	2,646, 1987-88, 29 games
Field Goals Made (Game)	52, vs. VMI (2-20-59)
Field Goals Made (Season)	1,058, 1983-84, 35 games
FG Percentage (Game)	.722 (39-54), vs. Syracuse (1-28-76)
FG Percentage (Season)	.517 (1,030-1,993), 1981-82
3-Pointers Made (Game)	21, vs. Delaware State (11-20-19)
3-Pointers Made (Season)	327, 2018-19, 35 games
3FG Percentage (Game)	.720 (18-25), at Florida State (1-29-22)
3FG Percentage (Season)	.403 (290-720), 2016-17
Rebounds (Game)	83, vs. VMI (2-19-61)
Assists (Game)	36, vs. The Citadel (11-12-17)
Steals (Game)	21, at Clemson (2-8-06)
Blocks (Game)	15 (2x), last vs. VMI (12-9-09)

## 2023-24 HONORS WATCH



### Sean Pedulla

*The Almanac Top 100*

- Ranked No. 96

*ACC Player of the Week*

- Jan. 15, 2024

### Hunter Cattoor

*ESPN Events Invitational*

- All-Tournament team

### Lynn Kidd

*ACC Co-Player of the Week*

- Dec. 26, 2023



## BLUE COLLAR MENTALITY

- Fifth-year guard Hunter Cattoor talks about the work ethic and mentality a Coach Young team possesses.



## EMBRACING ALL ASPECTS OF LIFE

- Robbie Beran has a deep connection with animals. He's pursuing a master's degree in applied animal behavior and welfare at Virginia Tech. Under his roof, Beran has his two dogs – Smokey (chihuahua) and Stella (a Labrador retriever/mutt mix) – then his girlfriend's dog, Ivy (golden retriever).
- The COVID-19 pandemic allowed Beran to embrace his connection with them and the emotional support they have to offer.
- Beran is also thrilled to be playing his final season of college basketball in the Commonwealth. The Richmond, Va., native is reunited with his sister, Annemarie, who attends the Edward Via College of Osteopathic Medicine (VCOM) in Blacksburg.



## LEADING AT THE BREAK

- Over the last four seasons, Tech is 64-14 when leading at halftime.
- The Hokies are 76-19 in the Mike Young era when up at half.



## NATIONAL POLLS

### ASSOCIATED PRESS POLL

Updated: Feb. 26

Rank	School	Record	Points
1	Houston (53)	24-3	1540
2	Purdue (4)	25-3	1460
3	UConn (5)	25-3	1459
4	Tennessee	21-6	1338
5	Marquette	21-6	1243
6	Arizona	21-6	1188
7	Kansas	21-6	1156
8	Iowa State	21-6	1155
9	North Carolina	21-6	1130
10	Duke	21-6	976
11	Auburn	21-6	862
12	Creighton	20-8	738
13	Illinois	20-7	726
14	Alabama	19-8	695
15	Baylor	19-8	689
16	Kentucky	19-8	649
17	Saint Mary's	23-6	646
18	South Carolina	22-5	471
19	Washington State	21-7	361
20	San Diego State	21-7	305
21	Dayton	21-5	261
22	Utah State	22-5	207
23	Gonzaga	22-6	184
24	Florida	19-8	140
25	South Florida	21-5	127

**Receiving Votes:** BYU 92, Texas Tech 65, TCU 45, Clemson 45, Wake Forest 44, Wisconsin 42, Nevada 25, Colorado State 20, Arizona State 17, New Mexico 10, Florida Atlantic 8, Oklahoma 7, Nebraska 7, Mississippi State 5, Washington 4, Appalachian State 3, McNeese 1, Loyola Chicago 1, Indiana State 1

**Dropped from Rankings:** Colorado State 22, Texas Tech 23, BYU 25

### USA TODAY COACHES' POLL

Updated: Feb. 26

Rank	School	Record	Points
1	Houston (25)	24-3	791
2	UConn (3)	25-3	756
3	Purdue (4)	25-3	755
4	Tennessee	21-6	698
5	Marquette	21-6	616
6	Iowa State	21-6	605
7	Arizona	21-6	597
8	North Carolina	21-6	589
9	Kansas	21-6	582
10	Duke	21-6	461
11	Auburn	21-6	426
12	Creighton	20-8	412
13	Alabama	19-8	372
14	Baylor	19-8	353
15	Kentucky	19-8	351
16	Illinois	20-7	348
17	Saint Mary's	23-6	332
18	South Carolina	22-5	214
19	San Diego State	21-7	153
20	Dayton	21-5	152
21	Washington State	21-7	149
22	Gonzaga	22-6	132
23	Utah State	22-5	114
24	Florida	19-8	98
25	South Florida	21-5	57

**Receiving Votes:** BYU 53, Wake Forest 51, TCU 36, Texas Tech 35, Wisconsin 20, Oklahoma 19, Clemson 15, Nevada 14, Virginia 10, Appalachian State 8, Nebraska 8, Seton Hall 7, Loyola Chicago 3, Northwestern 3, Indiana State 2, James Madison 2, Boise State 1

**Dropped from Rankings:** BYU 21, Texas Tech 23, Colorado State 24, TCU 25

### TRACKING TECH

	AP	Coaches
Preseason	-	-
11/13	-	-
11/20	-	-
11/27	-	-
12/4	-	-
12/11	-	-
12/18	-	-
12/25	-	-
1/1	-	-
1/8	-	-
1/15	-	-
1/22	-	-
1/29	-	-
2/5	-	-
2/12	-	-
2/19	-	-
2/26	-	-
3/4	-	-
3/11	-	-
3/18	-	-
Final	-	-

**Ratings Tracker** (through Feb. 28)

ESPN.com BPI	45
KenPom.com	54
Massey	69
NCAA NET Rankings	60
Bart Torvik	54

**Virginia Tech's "Best" NET Wins:**


Iowa State	8
Clemson	23
Boise State	26
Virginia	46
NC State	78
Florida State	90
Boston College	91

## 2023-24 RANKING SUMMARY

Statistic	National Conference		Value	National Leader	Conference		
	Rank	Rank			Value	Leader	Value
Assist/Turnover Ratio (351 ranked)	74	8	1.34	Virginia	1.84	Virginia	1.84
Assists Per Game (351 ranked)	65	2	15.1	Kansas	19.5	Duke	15.7
Bench Points per game (351 ranked)	123	3	21.43	Cornell	36.72	Florida St.	28.54
Blocks Per Game (351 ranked)	292	15	2.6	App State	6.8	Virginia	5.2
Effective FG pct (351 ranked)	65	5	0.535	Indiana St.	0.597	Duke	0.558
Fastbreak Points (351 ranked)	301	11	6.89	TCU	19.11	NC State	13.86
Field Goal Percentage (351 ranked)	99	5	46.1	Wright St.	53.1	Duke	48.5
Field Goal Percentage Defense (351 ranked)	255	13	45.1	Houston	37.7	Virginia	39.6
Fouls Per Game (351 ranked)	90	7	15.8	Creighton	11.5	Miami (FL)	13.1
Free Throw Attempts Per Game (351 ranked)	233	10	18.2	Winthrop	27.6	North Carolina	23.6
Free Throw Percentage (351 ranked)	4	2	79.8	Villanova	81.6	Wake Forest	80.2
Free Throws Made Per Game (351 ranked)	125	6	14.6	High Point	21.0	North Carolina	17.7
Rebound Margin (351 ranked)	200	9	0.2	Saint Mary's (CA)	11.9	North Carolina	6.8
Rebounds (Defensive) Per Game (351 ranked)	248	13	24.46	UT Martin	31.41	North Carolina	28.89
Rebounds (Offensive) Per Game (351 ranked)	330	15	7.71	Texas A&M	17.54	North Carolina	12.14
Rebounds Per Game (351 ranked)	324	15	32.18	Florida	43.68	North Carolina	41.04
Scoring Defense (351 ranked)	128	6	70.4	Houston	56.2	Virginia	58.7
Scoring Margin (351 ranked)	136	8	3.7	McNeese	18.8	Duke	13.1
Scoring Offense (351 ranked)	167	11	74.1	Alabama	91.5	North Carolina	81.5
Steals Per Game (351 ranked)	318	13	5.1	UTEP	11.8	Syracuse	9.3
Three Point Attempts Per Game (351 ranked)	124	6	23.2	North Florida	33.6	Pittsburgh	27.2
Three Point Percentage (351 ranked)	109	8	35.2	Kentucky	40.7	Duke	38.6
Three Point Percentage Defense (351 ranked)	198	10	33.8	N.C. Central	27.2	Pittsburgh	30.3
Three Pointers Per Game (351 ranked)	106	6	8.2	North Florida	11.9	Pittsburgh	9.4
Turnover Margin (351 ranked)	165	9	0.4	Houston	7.5	Virginia	4.2
Turnovers Forced Per Game (351 ranked)	206	6	11.64	UTEP	18.96	Florida St.	15.11
Turnovers Per Game (351 ranked)	114	10	11.2	Virginia	8.2	Virginia	8.2
Winning Percentage (351 ranked)	167	9	53.6	James Madison	90.0	Duke	78.6
					North Carolina	78.6	

## GAMES STARTED

	Streak	23-24	Career	ACC
Hunter Cattoor	12	27	98	55
MJ Collins	14	22	38	28
Sean Pedulla	16	26	60	37
Mekhi Long	-	5	69	2
Patrick Wessler	-	-	-	-
Brandon Rechsteiner	-	2	2	-
John Camden	-	-	-	-
Jaydon Young	-	-	-	-
Lynn Kidd	28	28	33	20
Tyler Nickel	-	7	7	3
Robbie Beran	14	23	123	15
Michael Ward	-	-	-	-
Mylyjael Poteat	-	-	3	-
Conner Venable	-	-	-	-



## NON-CONFERENCE BREAKDOWN

Team	NET	Result
Coppin State	360	W, 100-55
South Carolina	43	L, 77-79
Campbell	294	W, 60-44
Wofford	162	W, 98-76
Boise State	75	W, 82-75
Iowa State	5	W, 71-62
#19 Florida Atlantic	6	L, 50-84
Auburn	21	L, 57-74
Valparaiso	317	W, 71-50
Vermont	116	W, 73-51
American	301	W, 77-55



Hunter Cattoor is first all-time at VT in career 3-pointers made with 320.





## SEASON BREAKDOWN

### TECH'S RECORD WHEN...

	2023-24
Overall	15-13
ACC	7-10
At home	12-2
On the road	1-9
At neutral sites	2-2
After a win	8-7
After a loss	6-6
In overtime	0-0
vs. ranked opponents	1-3
Winning the opening tip	8-5
Losing the opening tip	7-8
Decided by 1-4 points or OT	0-3
Decided by 5-10 points	6-4
Decided by 11-20 points	3-4
Decided by 21+ points	6-2
Leading at half	14-4
Tied at half	1-1
Trailing at half	0-8
VT shoots 50% or better	7-1
VT shoots 40-49.9%	7-9
VT shoots less than 40%	1-3
VT out-shoots opponent	11-4
Opp. out-shoots VT	4-9
Opp. shoots 40% or better	9-12
Opp. shoots less than 40%	6-1
VT out-rebounds opponent	10-3
Opp. out-rebounds VT	5-10
Rebounds are tied	0-0
VT has more FT attempts	13-3
Opp. has more FT attempts	2-10
VT makes more 3-pointers	10-7
Opp. makes more 3-pointers	5-5
VT wins turnover battle	10-5
Opp. wins turnover battle	4-7
Turnovers are tied	1-1
VT scores 100+	1-0
VT scores 90-99 points	2-0
VT scores 80-89 points	4-1
VT scores 70-79 points	7-5
VT scores 60-69 points	1-4
VT scores 50-59 points	0-3
VT scores < 50 points	0-0
Opp. scores > 99 points	0-0
Opp. scores 90-99 points	0-1
Opp. scores 80-89 points	0-4
Opp. scores 70-79 points	6-7
Opp. scores 60-69 points	3-1
Opp. scores 50-59 points	4-0
Opp. scores < 50 points	2-0
Playing on Monday	2-1
Playing on Tuesday	2-1
Playing on Wednesday	2-2
Playing on Thursday	2-0
Playing on Friday	1-1
Playing on Saturday	4-7
Playing on Sunday	2-1
In November	5-3
In December	4-1
In January	4-4
In February	2-5
In March	0-0
Playing during the day	3-5
Playing at night	12-8
Wearing White	10-3
Wearing Maroon	1-4
Wearing Orange	2-4
Wearing Black	2-2

### STARTING LINEUPS

#### W/L

11-9	Sean Pedulla, Hunter Cattoor, MJ Collins, Robbie Beran, Lynn Kidd
0-1	Sean Pedulla, Hunter Cattoor, MJ Collins, Mekhi Long, Lynn Kidd
1-1	Sean Pedulla, Hunter Cattoor, Tyler Nickel, Robbie Beran, Lynn Kidd
1-1	Sean Pedulla, Hunter Cattoor, Tyler Nickel, Mekhi Long, Lynn Kidd
0-1	Sean Pedulla, MJ Collins, Tyler Nickel, Robbie Beran, Lynn Kidd
2-0	Brandon Rechsteiner, Hunter Cattoor, Tyler Nickel, Mekhi Long, Lynn Kidd

#### Margin of Victory/Defeat

	1	2	3	4	5	6	7	8	9	10	11-19	20+
Wins	-	-	-	-	1	1	2	1	1	-	3	6
Losses	-	1	1	1	-	-	-	3	-	1	4	2

#### Most First Half Points

Virginia Tech	53 vs. Clemson (1/10/24)
Opponents	50 by North Carolina (2/17/24)

#### Most Second Half Points

Virginia Tech	55 (2x), last vs. Wofford (11/19/23)
Opponents	56 by Miami (2/3/24)

#### Fewest First Half Points

Virginia Tech	18 at Virginia (1/17/24)
Opponents	16 (2x), last by Virginia (2/19/24)

#### Fewest Second Half Points

Virginia Tech	26 vs. FAU (11/26/23)
Opponents	25 by Virginia (2/19/24)

#### Largest Halftime Lead

Virginia Tech	26 vs. Coppin State (11/6/23)
Opponents	20 by Wake Forest (12/30/23)

#### Largest Margin of Victory

Virginia Tech	45 vs. Coppin State (11/6/23)
Opponents	34 by FAU (11/26/23)

### MISCELLANEOUS

#### How 1st Points Were Scored

Layup	8
3FG	9
Jumper	5
Dunk	2
Free Throw	4
Tip-in	-

#### Rebounds Leader

Robbie Beran	4
Hunter Cattoor	1
Lynn Kidd	14
Mekhi Long	5
Sean Pedulla	6
Mylyjael Poteat	3

#### Blocks Leader

Robbie Beran	16
Hunter Cattoor	4
MJ Collins	2
Lynn Kidd	7
Mekhi Long	2
Tyler Nickel	3
Sean Pedulla	1
Mylyjael Poteat	4
Patrick Wessler	1

#### 15+ Rebounds

Lynn Kidd	2
-----------	---

#### 20+ Rebounds

-	-
---	---

#### 5+ Assists

Hunter Cattoor	1
MJ Collins	2
Tyler Nickel	1
Sean Pedulla	13
Brandon Rechsteiner	1
Jaydon Young	1

#### Scored VT's 1st Points

Robbie Beran	3
Hunter Cattoor	7
MJ Collins	3
Lynn Kidd	7
Tyler Nickel	1
Sean Pedulla	7

#### Assists Leader

Robbie Beran	2
Hunter Cattoor	4
MJ Collins	4
Lynn Kidd	3
Mekhi Long	1
Tyler Nickel	4
Sean Pedulla	19
Mylyjael Poteat	1
Brandon Rechsteiner	5
Patrick Wessler	1
Jaydon Young	1

#### 10+ Points

Robbie Beran	5
Hunter Cattoor	23
MJ Collins	6
Lynn Kidd	20
Tyler Nickel	14
Brandon Rechsteiner	1
Sean Pedulla	19
Mylyjael Poteat	6

#### 10+ Assists

Sean Pedulla	1
Brandon Rechsteiner	1

#### First Off VT Bench

Robbie Beran	2
MJ Collins	1
Mekhi Long	11
Tyler Nickel	6
Mylyjael Poteat	21
Brandon Rechsteiner	2

#### Steals Leader

Robbie Beran	6
Hunter Cattoor	11
MJ Collins	7
Lynn Kidd	5
Mekhi Long	3
Tyler Nickel	8
Sean Pedulla	11
Mylyjael Poteat	2
Brandon Rechsteiner	2
Jaydon Young	2

#### 20+ Points

Hunter Cattoor	1
MJ Collins	1
Lynn Kidd	3
Tyler Nickel	1
Sean Pedulla	6
Lynn Kidd	1
Sean Pedulla	2

#### 5+ Steals

-	-
---	---

#### 5+ Blocks

-	-
---	---

#### Points Leader

Hunter Cattoor	10
MJ Collins	3
Lynn Kidd	8
Sean Pedulla	10
Mylyjael Poteat	1

#### 30+ Points

Lynn Kidd	1
Sean Pedulla	2

#### Double-Doubles

Lynn Kidd	5
Sean Pedulla	2

#### Triple-Doubles

-	-
---	---

#### 10+ Rebounds

Robbie Beran	1
Lynn Kidd	6
Sean Pedulla	1

THE LAST TIME

LAST TIME VIRGINIA TECH...

Scored 100+ points and won	100-55, vs. Coppin State, 11/6/23
Scored 100+ points and lost	100-104 (2OT), vs. Maryland, 2/27/10
Played in OT	65-70 (OT), at Boston College, 12/21/22
Played in consecutive OTs	82-77 (OT), vs. UAB, 11/28/15; 79-81 (OT), vs. Northwestern, 12/1/15
Played in 2OT	79-77 (2OT), vs. North Carolina, 1/22/20
Played in 3OT	95-102 (3OT), vs. Miami (Fla.), 2/19/20
Scored 100+ points	100-55, vs. Coppin State, 11/6/23
Scored 90-99 points	91-67, vs. Georgia Tech, 1/27/24
Scored 80-89 points	81-96, at #7 North Carolina, 2/17/24
Scored 70-79 points	71-84, at Syracuse, 2/27/24
Scored 60-69 points	64-79, at Pitt, 2/24/24
Scored 50-59 points	57-65, at Virginia, 1/17/24
Scored 40-49 points	47-24, at #23 NC State, 2/2/19
Scored 30-39 points	39-65, at #19 Virginia, 1/4/20
Scored 20-29 points	27-40, at McGuire Hospital, 2/2/46
Scored 10-19 points	16-45, at Virginia, 1/30/39
Scored less than 10 points	9-29, vs. North Carolina, 1/12/35
Allowed 100+ points	95-102 (3OT), vs. Miami (Fla.), 1/19/20
Allowed 90-99 points	81-96, at #7 North Carolina, 2/17/24
Allowed 80-89 points	71-84, at Syracuse, 2/27/24
Allowed 70-79 points	64-79, at Pitt, 2/24/24
Allowed 60-69 points	91-67, vs. Georgia Tech, 1/27/24
Allowed 50-59 points	77-55, vs. American, 12/21/23
Allowed 40-49 points	75-41, vs. Virginia, 2/19/24
Allowed 30-39 points	65-39, vs. Radford, 11/15/21
Allowed 20-29 points	47-24, at #23 NC State, 2/2/19
Allowed 10-19 points	60-19, vs. Lynchburg, 1/9/46
Allowed less than 10 points	28-9, vs. Hampden-Sydney, 1/17/1923
Scored at least 60 points in a half	66, 2nd Half, vs. The Citadel, 11/12/17
Largest margin of victory	83, vs. Randolph-Macon (87-4), 1/10/1911
Largest margin of victory in ACC	38, vs. Wake Forest (84-46), 2/27/21
Defeated a ranked opponent on the road	47-24, at #23 NC State, 2/2/19
Defeated a ranked opponent at home	87-72, vs. #21 Clemson, 1/10/24
Defeated a ranked opponent on a neutral court	82-67, vs. #7 Duke, 3/12/22
Defeated a defending national champion	65-51, vs. #8 Virginia, 1/30/21
Held opponent without a double-figure scorer	65-39, vs. Radford, 11/15/21
Failed to have a double-figure scorer	41-57, vs. Temple, 2/25/96
Had 5 or more players score in double figures	6, at #7 North Carolina, 2/17/24
Had 6 or more players score in double figures	at #7 North Carolina, 2/17/24
Had 7 or more players score in double figures	vs. Cornell, 12/8/21
Did not make a 3FG	at Providence, 2/1/03
Opponent did not make a 3FG	vs. Virginia, 2/14/22
Did not shoot a FT in the first half	vs. Miami, 1/13/24
Did not shoot a FT in the second half	at Syracuse, 2/27/24
Opponent did not shoot a FT	vs. Merrimack, 11/21/21
Opponent did not make a FT	vs. Florida State, 3/4/23
Held an opponent under 10 points in a half	9, vs. Eastern Michigan (1H), 12/22/11
Held an opponent under 20 points in a half	17, vs. Pitt (1H), 2/7/22
Had double-figure blocked shots	10, vs. Wake Forest, 2/27/21
Came back from a double-figure deficit to win	12, vs. Boise State, 11/23/23
Lost a double-digit lead	10, at Miami, 2/3/24
Led by 20 or more points at halftime	20, vs. Virginia, 2/19/24
Had 20-29 assists in a game	23, vs. Georgia Tech, 1/27/24
Had 30 or more assists	36, vs. The Citadel, 11/12/17
Held a team under 20 percent from the floor	16.7%, at No. 23/22 NC State, 2/2/19
Held a team under three made FGs in a half	2, vs. Notre Dame, 1/10/21
Won an ACC Tournament Championship	82-67, vs. #7 Duke, 3/12/22
Won an NCAA Tournament game	67-58, vs. Liberty, 3/24/19

WHAT'S A HOKIE?

The answer leads all the way back to 1896 when Virginia Agricultural and Mechanical College changed its name to Virginia Polytechnic Institute. With the change came the necessity for writing a new cheer and a contest for such a purpose was held by the student body.



Senior O.M. Stull won first prize for his "Hokie" yell which is still used today. Later, when asked if "Hokie" had any special meaning, Stull explained the word was solely the product of his imagination and was used only as an attention-getter for his yell. It soon became a nickname for all Tech teams and for those people loyal to Tech athletics.

The official university school colors - Chicago Maroon and Burnt Orange - also were introduced in 1896. The colors were chosen by a committee because they made a 'unique combination' not worn elsewhere at the time. The official definition of "Hokie" is "a loyal Virginia Tech Fan."



OUR NAME


When referring to our name, we ask that you use Virginia Tech, Hokies or Tech - and not 'Vah Tech.' Thank you!

## THE LAST TIME

### LAST TIME A VIRGINIA TECH PLAYER...

Recorded a double-double	Lynn Kidd (12 pts./15 rebs.), vs. Florida State, 2/13/24
Recorded a triple-double	Justyn Mutts (12 pts./14 rebs./11 ast.), vs. Syracuse, 2/12/22
Two Tech players recorded double-doubles in same game	Sean Pedulla (15 pts./10 asts.) & Lynn Kidd (14 pts./11 rebs.), vs. Coppin State, 11/6/23
Two Tech players recorded double-doubles in consecutive games	vs. North Carolina (ACC Tournament), 3/13/09; vs. Duquesne (NIT), 3/18/09
Had five or more steals	Sean Pedulla (5), at Georgia Tech, 2/15/23
Had 10 or more assists in a game	Brandon Rechsteiner (11), vs. American, 12/21/23
Had 20 or more rebounds in a game	Jeff Allen (21), vs. Longwood, 12/14/08
Two Tech players with double-figure rebounds	Grant Basile (10) and Lynn Kidd (10), vs. Delaware State, 11/7/22
Two Tech players had five or more assists	Sean Pedulla (5) & Hunter Cattoor (5), vs. Georgia Tech, 1/27/24
Three Tech players had five or more assists	Justyn Mutts (8), Hunter Cattoor (8) & Grant Basile (5), vs. Syracuse, 1/28/23
Four Tech players had five or more assists	Kerry Blackshear Jr. (8), Devin Wilson (7), Justin Robinson (7) & Chris Clarke (5), vs. The Citadel, 11/12/17
Three Tech players made five or more 3FG	Nahiem Alleyne (5), Jalen Cone (5) & Isaiah Wilkins (5), vs. Delaware State, 11/20/19
Eight or more Tech players made a 3FG	8 players, at Pitt, 2/5/22
Two Tech players scored 20 or more points	Sean Pedulla (32) & Tyler Nickel (24), vs. #21 Clemson, 1/10/24
Three Tech players scored 20 or more points	Nickeil Alexander-Walker (25), Ahmed Hill (23) & Justin Robinson (23), vs. #23 Purdue, 11/18/18
Two Tech players scored 20 or more points in consecutive games	Nickeil Alexander-Walker & Kerry Blackshear Jr., 11/10/17 & 11/12/17
Tech player scored 30 or more points in consecutive games	Sean Pedulla, 1/10/24 & 1/13/24
Tech freshman scored 20 or more points in a game	Sean Pedulla (20), at Florida State, 1/29/22
Three Tech freshmen scored in double figures in a game	Hunter Cattoor (14), Jalen Cone (11) & Lander Nolley II (10), vs. North Carolina, 3/10/20
Four Tech freshmen scored in double figures in a game	Landers Nolley II (21), Tyrece Radford (21), Jalen Cone (15) & Nahiem Alleyne (10), at Wake Forest, 1/14/20
Tech player scored 30-39 points in a game	Sean Pedulla (33), vs. Miami, 1/13/24
Tech player scored 40-49 points in a game	Dorenzo Hudson (41), vs. Seton Hall, 1/2/10
Tech player scored 50+ points in a game	Bimbo Coles (51), vs. Southern Miss, 2/6/88
Tech player had consecutive double-doubles	Justyn Mutts, 11/17/22, 11/18/22
Tech player had three consecutive double-doubles	Keve Aluma, 1/27/21, 1/30/21, 2/3/21
Tech freshman had consecutive double-doubles	Kerry Blackshear Jr., 12/13/15, 12/19/15
Tech allowed a triple-double	Dennis Smith Jr. (27 pts./11 rebs./11 ast.), at NC State, 1/4/17
Tech had a walk-on score double figures	Christian Beyer (13), vs. Alabama A&M, 12/14/14





## MIKE YOUNG

Head Coach | Fifth Season at Virginia Tech

2020-21 ACC Coach of the Year

### CAREER RECORDS

Overall Record	387-308
Conference Games	217-172
Non-Conference Games	165-133
Conference Tournament	25-15
NCAA Tournament	1-7
Overtime Games	20-17
One-Point Games	12-15
vs. AP Top 25	10-32

### VS. CURRENT ACC HEAD COACHES

Coach	All	VT	Wofford
Earl Grant	1-3	1-3	-
Brad Brownell	5-5	5-3	0-2
Jon Scheyer	1-2	1-2	-
Leonard Hamilton	3-2	3-2	-
Damon Stoudamire	1-0	1-0	-
Kenny Payne	2-0	2-0	-
Jim Larrañaga	4-8	3-7	1-1
Kevin Keatts	3-3	3-3	-
Hubert Davis	2-3	2-3	-
Micah Shrewsberry	1-1	1-1	-
Jeff Capel III	4-2	4-2	-
Adrian Autry	0-1	0-1	-
Tony Bennett	4-6	4-5	0-1
Steve Forbes	8-6	2-3	6-3
<b>Total</b>	<b>39-42</b>	<b>32-35</b>	<b>7-7</b>

#### vs. Coach Young

Earl Grant	3-1 at BC
Brad Brownell	5-5 at Clemson
Jon Scheyer	2-1 at Duke
Leonard Hamilton	2-3 at Florida State
Damon Stoudamire	0-1 at Georgia Tech
Kenny Payne	0-2 at Louisville
Jim Larrañaga	0-1 at GMU; 8-3 at Miami
Kevin Keatts	3-3 at NC State
Hubert Davis	3-2 at UNC
Micah Shrewsberry	1-0 at ND; 0-1 at Penn St.
Jeff Capel III	2-4 at Pitt
Adrian Autry	1-0 at Syracuse
Tony Bennett	6-4 at UVA
Steve Forbes	3-6 at ETSU; 3-2 at Wake

### ▶ COACH YOUNG: CAREER BREAKDOWN

Season	School	Overall	Conference	Finish	Postseason	Ranking	RPI/NET
2002-03	Wofford	14-15 .483	8-8 .500	T6th	-	-/-	219
2003-04	Wofford	9-20 .310	4-12 .250	T10th	-	-/-	273
2004-05	Wofford	14-14 .500	7-9 .438	8th	-	-/-	225
2005-06	Wofford	11-18 .379	6-9 .400	9th	-	-/-	287
2006-07	Wofford	10-20 .333	5-13 .278	T9th	-	-/-	295
2007-08	Wofford	16-16 .500	8-12 .400	8th	-	-/-	191
2008-09	Wofford	16-14 .533	12-8 .600	4th	-	-/-	177
2009-10	Wofford	26-9 .743	15-3 .833	1st	NCAA First Round	-/-	73
2010-11	Wofford	21-13 .618	14-4 .778	T1st	NCAA First Round	-/-	105
2011-12	Wofford	19-14 .576	12-6 .667	T2nd	CBI	-/-	178
2012-13	Wofford	13-19 .406	7-11 .389	T8th	-	-/-	253
2013-14	Wofford	20-13 .606	11-5 .688	T3rd	NCAA First Round	-/-	152
2014-15	Wofford	28-7 .800	16-2 .889	1st	NCAA First Round	RV/-	49
2015-16	Wofford	15-17 .469	11-7 .611	T3rd	-	-/-	202
2016-17	Wofford	16-17 .485	10-8 .556	T4th	-	-/-	189
2017-18	Wofford	21-13 .618	11-7 .611	T4th	CIT	-/-	141
2018-19	Wofford	30-5 .857	18-0 1.000	1st	NCAA Second Round	19/18	14
<b>Totals</b>	<b>17 Seasons</b>	<b>299-244 .551</b>	<b>175-124 .585</b>				
2019-20	Virginia Tech	16-16 .500	7-13 .350	T10th	-	-/-	92
2020-21	Virginia Tech	15-7 .682	9-4 .692	3rd	NCAA First Round	25/RV	51
2021-22	Virginia Tech	23-13 .639	11-9 .550	7th	NCAA First Round	RV/RV	27
2022-23	Virginia Tech	19-15 .559	8-12 .400	11th	NIT First Round	-/-	75
2023-24	Virginia Tech	15-13 .536	7-10 .412	-	-	-/-	60
<b>Totals</b>	<b>5 Seasons</b>	<b>88-64 .579</b>	<b>42-48 .467</b>				
<b>Overall</b>	<b>22 Seasons</b>	<b>387-308 .557</b>	<b>217-172 .558</b>				

### ▶ THE YOUNG FILE

Born	5/1/1963
Hometown	Radford, Virginia
Wife	Margaret
Children	Cooper, Davis
Education	Emory & Henry, 1986
Joined Tech Staff	4/7/2019
Years as College Head Coach	22
Years as College Coach	38

#### Coaching Career

1986-88	Assistant Coach, Emory & Henry
1988-89	Graduate Assistant, Radford
1989-98	Assistant Coach, Wofford
1998-02	Associate Head Coach, Wofford
2002-19	Head Coach, Wofford
2019-pr.	Head Coach, Virginia Tech

### ▶ ACCOMPLISHMENTS

#### Seven NCAA Tournaments

2022, 2021, 2019, 2015, 2014, 2011, 2010

#### One ACC Tournament Championship

2022

#### Five SoCon Tournament Championships

2019, 2015, 2014, 2011, 2010

#### Four SoCon Regular-Season Titles

2019, 2015, 2011, 2010

#### Two-time National Coach of the Year

2019 (Sporting News), 2010 (Hugh Durham)

#### Three AP All-America Selections

Fletcher Magee (2018-19), Karl Cochran (2014-15), Noah Dahlman (2009-10)

# O HUNTER CATTOOR

GRADUATE STUDENT Guard | 6-3 | 200 | M.A. in Education, Liberal Arts and Human Sciences  
Orlando, Florida | Bishop Moore



## SEASON/CAREER BESTS

### POINTS

Season 20 vs. Florida State (2/13/24)  
Career 31 vs. Duke (3/12/22)

### REBOUNDS

Season 6 (2x), last at Wake Forest (12/30/23)  
Career 9 vs. Radford (11/15/21)

### ASSISTS

Season 5 vs. Georgia Tech (1/27/24)  
Career 8 vs. Syracuse (1/28/23)

### BLOCKS

Season 1 (5x), last at Syracuse (2/27/24)  
Career 3 vs. Wake Forest (2/27/21)

### STEALS

Season 3 (2x), last vs. Boston College (1/23/24)  
Career 4 (2x), last vs. Miami (2/21/23)

### MINUTES

Season 40 vs. South Carolina (11/10/23)  
Career 40 (4x), last vs. South Car. (11/10/23)

### FIELD GOALS MADE

Season 7 at Notre Dame (2/10/24)  
Career 11 vs. Duke (3/12/22)

### FIELD GOALS ATTEMPTED

Season 16 at Notre Dame (2/10/24)  
Career 16 (2x), last at Notre Dame (2/10/24)

### 3-PT. FIELD GOALS MADE

Season 5 (3x), last at Miami (2/3/24)  
Career 9 at Florida State (1/29/22)

### 3-PT. FIELD GOALS ATTEMPTED

Season 11 (2x), last at Notre Dame (2/10/24)  
Career 11 (3x), last at Notre Dame (2/10/24)

### FREE THROWS MADE

Season 8 at NC State (1/20/24)  
Career 8 at NC State (1/20/24)

### FREE THROWS ATTEMPTED

Season 10 at NC State (1/20/24)  
Career 10 at NC State (1/20/24)

## CAREER STATS

SEASON	TEAM	GP-GS	MIN/AVG	FG-FGA	FG%	3FG-3FGA	3FG%	FT-FTA	FT%	OFF	DEF	TOT	AVG	PF-FO	A	TO	BLK	STL	PTS	AVG
2019-20	VT	31-3	628/20.3	69-165	.418	51-127	.402	14-22	.636	4	73	77	2.5	44-0	35	16	4	31	203	6.5
2020-21	VT	22-2	492/22.3	57-125	.456	39-90	.433	34-43	.791	2	39	41	1.9	34-1	30	26	11	20	187	8.5
2021-22	VT	36-36	1183/32.9	121-278	.435	83-199	.417	36-50	.720	12	131	143	4.0	80-0	73	36	6	39	361	10.0
2022-23	VT	30-30	1024/34.1	104-242	.430	78-184	.424	39-51	.765	8	104	112	3.7	56-0	71	28	4	30	325	10.8
2023-24	VT	27-27	880/32.6	111-236	.470	69-164	.421	78-87	.897	5	68	73	2.7	61-2	52	29	5	26	369	13.7
<b>TOTAL</b>		<b>146-98</b>	<b>4207/28.8</b>	<b>462-1046</b>	<b>.442</b>	<b>320-764</b>	<b>.419</b>	<b>201-253</b>	<b>.794</b>	<b>31</b>	<b>415</b>	<b>446</b>	<b>3.1</b>	<b>275-3</b>	<b>261</b>	<b>135</b>	<b>30</b>	<b>146</b>	<b>1445</b>	<b>9.9</b>

- Got engaged to Chloe Brooks in June 2023. *Last name pronounced: cuh-TOUR*
- 2022 ACC Tournament MVP; 31 points vs. Duke in title game.
- MVP of Basketball Hall of Fame Shootout vs. St. Bonaventure.
- One of Tech's top threats from three.
- Had 12 games of hitting three or more 3FGs in back-to-back seasons (2020-22).
- Reached double-figure scoring 17 times as a junior.
- Erupted for nine 3-pointers (tied single-game program record) at Florida State, which was the turning point in the Hokies' 2021-22 season.
- Originally committed to Wofford, but signed with the Hokies after Virginia Tech's hiring of Mike Young.
- Four-year letterwinner at Bishop Moore High School.
- Scored 1,420 points in high school. Was a 3-star recruit (247 Sports).
- Also played quarterback on Bishop Moore's football team.
- Wants to coach basketball when playing career is over.

## 2023-24 GAME-BY-GAME STATS

Opponent	Date	GS	MIN	Total		3-Pointers		Free throws		Rebounds				PF	A	TO	BLK	STL	PTS	AVG	
				FG-FGA	PCT	3FG-3FGA	PCT	FT-FTA	PCT	OFF	DEF	TOT	AVG								
Coppin St.	11/06/2023	*	26:17	3-5	.600	4-4	1.000	0	2	2	2	0	2	4	1	1	1	13	13.0		
vs South Carolina	11/10/2023	*	40:00	4-12	.333	3-10	.300	2-2	1.000	0	4	4	3	0	0	0	0	13	13.0		
Campbell	11/15/2023	*	35:01	4-11	.364	4-9	.444	0-0	.000	0	4	4	3	0	0	0	0	12	12.7		
Wofford	11/19/2023	*	28:48	5-8	.625	4-7	.571	3-3	1.000	0	2	2	3	2	0	1	1	17	13.8		
vs Boise St.	11/23/2023	*	36:51	5-11	.455	5-10	.500	4-5	.800	0	1	1	2	3	1	1	0	19	14.8		
vs Iowa St.	11/24/2023	*	25:42	4-9	.444	3-7	.429	7-8	.875	0	3	3	2	5	1	1	0	1	18	15.3	
vs Fla. Atlantic	11/26/2023	*	30:55	4-13	.308	0-8	.000	3-3	1.000	0	0	0	2	2	0	2	0	0	11	14.7	
at Auburn	11/29/2023	*	31:57	4-11	.364	1-6	.167	7-9	.778	1	5	6	2	3	1	3	0	0	16	14.9	
Louisville	12/03/2023	*	38:27	3-6	.500	1-3	.333	5-5	1.000	1	2	3	2	2	2	0	3	12	14.6		
Valparaiso	12/09/2023	*	33:26	5-9	.556	3-6	.500	6-6	1.000	0	3	3	2	1	3	2	0	1	19	15.0	
Vermont	12/16/2023	*	21:44	3-8	.375	2-5	.400	2-2	1.000	0	2	2	2	2	1	1	1	2	10	14.5	
American	12/21/2023	*	27:26	3-6	.500	2-5	.400	1-2	.500	0	2	2	2	3	2	1	1	2	9	14.1	
at Wake Forest	12/30/2023	*	32:36	5-7	.714	1-3	.333	3-3	1.000	0	6	6	2	3	2	1	0	0	14	14.1	
at Florida St.	01/06/2024	*	37:42	6-8	.750	5-6	.833	2-2	1.000	1	4	5	3	1	1	2	0	1	19	14.4	
Clemson	01/10/2024	*	13:52	0-0	.000	0-0	.000	0-0	.000	0	0	0	2	1	1	1	0	1	0	13.5	
at Virginia	01/17/2024	*	38:23	5-10	.500	2-5	.400	0-0	.000	0	4	4	2	4	3	1	0	2	12	13.4	
at NC State	01/20/2024	*	33:22	4-8	.500	3-6	.500	8-10	.800	0	4	4	3	1	2	1	0	1	19	13.7	
Boston College	01/23/2024	*	35:32	4-6	.667	3-5	.600	6-6	1.000	0	3	3	3	1	3	2	1	3	17	13.9	
Georgia Tech	01/27/2024	*	38:07	4-7	.571	3-6	.500	0-1	.000	0	4	4	3	3	5	1	0	1	11	13.7	
Duke	01/29/2024	*	39:28	5-8	.625	2-4	.500	3-3	1.000	0	0	0	2	1	0	0	0	1	15	13.8	
at Miami (FL)	02/03/2024	*	37:21	6-13	.462	5-11	.455	2-3	.667	1	0	1	2	4	3	0	0	0	19	14.0	
at Notre Dame	02/10/2024	*	35:07	7-16	.438	4-11	.364	0-0	.000	0	2	2	2	1	2	1	0	1	18	14.2	
Florida St.	02/13/2024	*	38:36	6-12	.500	4-6	.667	4-4	1.000	1	3	4	2	1	3	0	0	20	14.5		
at North Carolina	02/17/2024	*	34:07	3-10	.300	1-6	.167	4-4	1.000	0	4	4	2	3	2	0	0	11	14.3		
Virginia	02/19/2024	*	24:59	2-6	.333	2-4	.500	0-0	.000	0	2	2	2	1	1	0	0	1	6	14.0	
at Pittsburgh	02/24/2024	*	25:22	2-6	.333	1-4	.250	2-2	1.000	0	1	1	2	5	1	1	0	0	7	13.7	
at Syracuse	02/27/2024	*	38:24	5-10	.500	2-6	.333	0-0	.000	0	1	1	2	4	4	0	1	2	12	13.7	
<b>Totals</b>			<b>27</b>	<b>879:33</b>	<b>111-236</b>	<b>.470</b>	<b>69-164</b>	<b>.421</b>	<b>78-87</b>	<b>.897</b>	<b>5</b>	<b>68</b>	<b>73</b>	<b>2.7</b>	<b>61</b>	<b>52</b>	<b>29</b>	<b>5</b>	<b>26</b>	<b>369</b>	<b>13.7</b>

## Player Averages

Games Played	Minutes/game	Points/game	FG Pct	3FG Pct	FT Pct	Rebounds/game	Assists/game	Turnovers/game	Assist/Turnover ratio	Steals/game	Blocks/game
27	32.6	13.7	47.0	42.1	89.7	2.7	1.9	1.1	1.8	1.0	0.2

## PRODUCTION TRACKER

	This Season	Career
Scored 10+ Points	23	78
Scored 20+ Points	1	7
Led Tech in Scoring	10	21
Made 3+ 3FGs	14	54
Led Tech in 3FGM	17	63
Shot over 40% from 3	17	82
Had a Double-Double	-	-
Had Multiple Assists	15	72
Had Multiple Steals	6	39



# 2 MJ COLLINS

**SOPHOMORE** Guard | 6-4 | 195 | Communication  
Clover, South Carolina | Combine Academy



## SEASON/CAREER BESTS

### POINTS

Season 20 vs. Louisville (12/3/23)  
Career 20 vs. Louisville (12/3/23)

### REBOUNDS

Season 7 vs. Miami (1/13/24)  
Career 8 vs. UNC (12/4/22)

### ASSISTS

Season 7 vs. Clemson (1/10/24)  
Career 7 vs. Clemson (1/10/24)

### BLOCKS

Season 2 at Pitt (2/24/24)  
Career 2 at Pitt (2/24/24)

### STEALS

Season 4 vs. Iowa State (11/24/23)  
Career 4 vs. Iowa State (11/24/23)

### MINUTES

Season 39 (2x), last at Syracuse (2/27/24)  
Career 39 (2x), last at Syracuse (2/27/24)

### FIELD GOALS MADE

Season 7 (2x), last at UNC (2/17/24)  
Career 7 vs. Duke (1/29/24)

### FIELD GOALS ATTEMPTED

Season 15 at UNC (2/17/24)  
Career 15 at UNC (2/17/24)

### 3-PT. FIELD GOALS MADE

Season 3 (2x), last vs. Duke (1/29/24)  
Career 3 (3x), last vs. Duke (1/29/24)

### 3-PT. FIELD GOALS ATTEMPTED

Season 6 (3x), last at UNC (2/17/24)  
Career 6 (3x), last at UNC (2/17/24)

### FREE THROWS MADE

Season 7 vs. Louisville (12/3/23)  
Career 7 vs. Louisville (12/3/23)

### FREE THROWS ATTEMPTED

Season 7 vs. Louisville (12/3/23)  
Career 7 vs. Louisville (12/3/23)

## CAREER STATS

SEASON	TEAM	GP-GS	MIN/AVG	FG-FGA	FG%	3FG-3FGA	3FG%	FT-FTA	FT%	OFF	DEF	TOT	AVG	PF-FO	A	TO	BLK	STL	PTS	AVG
2022-23	VT	34-16	840/24.7	49-141	.348	18-68	.265	24-30	.800	16	64	80	2.4	46-0	49	18	0	12	140	4.1
2023-24	VT	26-22	734/28.2	60-193	.311	19-82	.232	25-27	.926	11	54	65	2.5	30-0	66	31	4	21	164	6.3
<b>TOTAL</b>		<b>60-38</b>	<b>1574/26.2</b>	<b>109-334</b>	<b>.326</b>	<b>37-150</b>	<b>.247</b>	<b>49-57</b>	<b>.860</b>	<b>27</b>	<b>118</b>	<b>145</b>	<b>2.4</b>	<b>76-0</b>	<b>115</b>	<b>49</b>	<b>4</b>	<b>33</b>	<b>304</b>	<b>5.1</b>

- Should see a jump in production as a sophomore; has focused a great deal of time on his 3-point shot in the offseason.
- Coach Young would like to see MJ defend the opponent's best guard, taking that load off Cattoor.
- Hit the game-winning shot against Duke on Jan. 23, 2023.
- A two-year letterwinner at Westminster Catawba before transferring to Combine Academy for his senior season.
- Combine ended the season ranked No. 20 in the country with a 25-5 record and a state championship in 2021-22.
- All-state, all-conference and the Male Athlete of the Year after averaging 23 points per game as a junior.
- Tabbed the second-best player in the state of South Carolina and the 27th-best combo guard nationally, according to 247Sports.
- Four-star recruit and ranked 22nd at his position by ESPN.
- Chose the Hokies over Clemson, Oklahoma, Providence, South Florida and East Tennessee State.
- His sister, Reneazia, won three state championships in track.

## 2023-24 GAME-BY-GAME STATS

Opponent	Date	GS	MIN	Total		3-Pointers		Free throws		Rebounds				PF	A	TO	BLK	STL	PTS	AVG	
				FG-FGA	PCT	3FG-3FGA	PCT	FT-FTA	PCT	OFF	DEF	TOT	AVG								
Coppin St.	11/06/2023	*	21:31	1-8	.125	0-3	.000	4-4	1.000	1	1	2	2.0	2	2	0	0	1	6	6.0	
vs South Carolina	11/10/2023	*	17:51	1-3	.333	0-0	.000	0-0	.000	0	0	0	1.0	1	2	0	0	2	4	4.0	
Campbell	11/15/2023	*	32:44	2-10	.200	0-3	.000	0-0	.000	0	3	3	1.7	0	4	1	1	2	4	4.0	
Wofford	11/19/2023	*	26:23	2-5	.400	0-0	.000	2-2	1.000	0	3	3	2.0	1	3	0	0	0	6	4.5	
vs Boise St.	11/23/2023	*	08:19	0-3	.000	0-1	.000	0-0	.000	0	0	0	1.6	3	0	0	0	0	0	3.6	
vs Iowa St.	11/24/2023	*	27:46	1-8	.125	0-3	.000	2-2	1.000	1	4	5	2.2	1	3	2	0	4	4	3.7	
vs Fla. Atlantic	11/26/2023	*	18:24	1-6	.167	0-1	.000	0-0	.000	0	0	0	1.9	0	0	2	0	3	2	3.4	
Louisville	12/03/2023	*	23:49	5-10	.500	3-3	1.000	7-7	1.000	2	2	4	2.1	3	4	1	0	0	20	5.5	
Valparaiso	12/09/2023	*	18:13	0-4	.000	0-2	.000	0-0	.000	0	1	1	2.0	1	1	2	0	0	0	4.9	
American	12/21/2023	*	22:02	5-8	.625	1-3	.333	1-1	1.000	1	2	3	2.1	0	2	1	0	0	12	5.6	
at Wake Forest	12/30/2023	*	19:33	0-3	.000	0-0	.000	0-0	.000	0	2	2	2.1	0	0	1	0	0	0	5.1	
at Florida St.	01/06/2024	*	22:04	4-8	.500	2-5	.400	0-1	.000	1	3	4	2.3	1	1	1	0	0	10	5.5	
Clemson	01/10/2024	*	32:39	1-5	.200	0-2	.000	0-0	.000	1	1	2	2.2	1	7	2	0	0	2	5.2	
Miami (FL)	01/13/2024	*	34:17	1-6	.167	1-5	.200	3-4	.750	1	6	7	2.6	1	1	1	0	0	6	5.3	
at Virginia	01/17/2024	*	33:59	1-3	.333	1-3	.333	0-0	.000	0	1	1	2.5	2	2	0	0	1	3	5.1	
at NC State	01/20/2024	*	29:24	3-9	.333	1-3	.333	0-0	.000	1	2	3	2.5	1	1	3	0	1	7	5.3	
Boston College	01/23/2024	*	33:10	5-12	.417	1-6	.167	0-0	.000	0	1	1	2.4	0	3	1	0	1	11	5.6	
Georgia Tech	01/27/2024	*	33:39	3-9	.333	1-4	.250	0-0	.000	0	3	3	2.4	1	4	2	0	1	7	5.7	
Duke	01/29/2024	*	33:57	7-13	.538	3-6	.500	0-0	.000	0	2	2	2.4	0	3	1	1	0	17	6.3	
at Miami (FL)	02/03/2024	*	33:24	0-5	.000	0-3	.000	0-0	.000	0	3	3	2.5	1	3	0	0	1	0	6.0	
at Notre Dame	02/10/2024	*	35:34	1-6	.167	0-4	.000	0-0	.000	1	2	3	2.5	2	5	1	0	0	2	5.8	
Florida St.	02/13/2024	*	25:16	1-5	.200	1-3	.333	4-4	1.000	0	2	2	2.5	4	2	3	0	2	7	5.8	
at North Carolina	02/17/2024	*	39:01	7-15	.467	2-6	.333	2-2	1.000	0	3	3	2.5	2	3	1	0	1	18	6.3	
Virginia	02/19/2024	*	36:28	2-9	.222	0-3	.000	0-0	.000	1	4	5	2.6	1	5	3	0	0	4	6.3	
at Pittsburgh	02/24/2024	*	35:51	4-10	.400	1-5	.200	0-0	.000	0	2	2	2.6	1	4	0	2	1	9	6.4	
at Syracuse	02/27/2024	*	38:46	2-10	.200	1-5	.200	0-0	.000	0	1	1	2.5	0	1	2	0	0	5	6.3	
<b>Totals</b>			<b>22</b>	<b>734:04</b>	<b>60-193</b>	<b>.311</b>	<b>19-82</b>	<b>.232</b>	<b>25-27</b>	<b>.926</b>	<b>11</b>	<b>54</b>	<b>65</b>	<b>2.5</b>	<b>30</b>	<b>66</b>	<b>31</b>	<b>4</b>	<b>21</b>	<b>164</b>	<b>6.3</b>

## Player Averages

Games Played	Minutes/game	Points/game	FG Pct	3FG Pct	FT Pct	Rebounds/game	Assists/game	Turnovers/game	Assist/Turnover ratio	Steals/game	Blocks/game
26	28.2	6.3	31.1	23.2	92.6	2.5	2.5	1.2	2.1	0.8	0.2

## PRODUCTION TRACKER

	This Season	Career
Scored 10+ Points	6	9
Scored 20+ Points	1	1
Led Tech in Scoring	3	3
Made multiple 3FGs	4	8
Led Tech in 3FGM	3	5
Shot over 40% from 3	3	12
Had a Double-Double	-	-
Had Multiple Assists	17	33
Had Multiple Steals	5	7



# 3 SEAN PEDULLA

**JUNIOR** Guard | 6-1 | 195 | Sports Media and Analytics  
Edmond, Oklahoma | Edmond Memorial



## SEASON/CAREER BESTS

### POINTS

Season 33 vs. Miami (1/13/24)  
Career 33 vs. Miami (1/13/24)

### REBOUNDS

Season 10 vs. Miami (1/13/24)  
Career 10 vs. Miami (1/13/24)

### ASSISTS

Season 10 vs. Coppin State (11/6/23)  
Career 10 vs. Coppin State (11/6/23)

### BLOCKS

Season 1 vs. Boston College (1/23/24)  
Career 1 (3x), last vs. Boston College (1/23/24)

### STEALS

Season 4 vs. Clemson (1/10/24)  
Career 5 at Georgia Tech (2/15/23)

### MINUTES

Season 39 vs. Duke (1/29/24)  
Career 44 at Boston College (12/21/22)

### FIELD GOALS MADE

Season 13 vs. Miami (1/13/24)  
Career 13 vs. Miami (1/13/24)

### FIELD GOALS ATTEMPTED

Season 23 vs. Miami (1/13/24)  
Career 23 vs. Miami (1/13/24)

### 3-PT. FIELD GOALS MADE

Season 6 vs. Clemson (1/10/24)  
Career 6 (3x), last vs. Clemson (1/10/24)

### 3-PT. FIELD GOALS ATTEMPTED

Season 13 vs. Miami (1/13/24)  
Career 13 vs. Miami (1/13/24)

### FREE THROWS MADE

Season 14 vs. Florida State (2/13/24)  
Career 14 vs. Florida State (2/13/24)

### FREE THROWS ATTEMPTED

Season 16 vs. Florida State (2/13/24)  
Career 16 vs. Florida State (2/13/24)

## CAREER STATS

SEASON	TEAM	GP-GS	MIN/AVG	FG-FGA	FG%	3FG-3FGA	3FG%	FT-FTA	FT%	OFF	DEF	TOT	AVG	PF-FO	A	TO	BLK	STL	PTS	AVG
2021-22	VT	36-0	464/12.9	62-145	.428	34-76	.447	36-40	.900	6	36	42	1.2	54-2	47	31	1	21	194	5.4
2022-23	VT	34-34	1212/35.6	179-430	.416	67-195	.344	85-99	.859	14	109	123	3.6	95-4	130	71	6	41	510	15.0
2023-24	VT	26-26	814/31.3	131-323	.406	46-134	.343	101-126	.802	15	96	111	4.3	58-1	115	89	1	26	409	15.7
<b>TOTAL</b>		<b>96-60</b>	<b>2489/25.9</b>	<b>372-898</b>	<b>.414</b>	<b>147-405</b>	<b>.363</b>	<b>222-265</b>	<b>.838</b>	<b>35</b>	<b>241</b>	<b>276</b>	<b>2.9</b>	<b>207-7</b>	<b>292</b>	<b>191</b>	<b>8</b>	<b>88</b>	<b>1113</b>	<b>11.6</b>

- Enters Year 2 of starting at point guard for the Hokies. *Last name pronounced: puh-DOOL-uh*
- Should emerge as a key leader on and off the court for Tech.
- Averaged 35.6 minutes per game as a sophomore – a lot of responsibility and experience gained.
- Solid sharpshooter from downtown – shot over 40% from three 18 times as a freshman.
- Posted a career-high 25 points vs. Florida State on March 4, 2023.
- Guided Edmond Memorial to three state tournaments.
- Two-time all-state selection and COAC Offensive Player of the Year that averaged 17.6 points a game as a senior.
- Rated the 165th-best prospect in the 2021 class on 247Sports.
- Tabbed the second-best player in the state of Oklahoma and the 25th-best point guard nationally, according to 247Sports.
- Chose the Hokies over Minnesota and Oklahoma State.
- One of Dominic and Bernadette Pedulla's nine children. His siblings JJ, Edmund and Claire won state championships in high school basketball, while Brendan won a state championship in rugby.

## 2023-24 GAME-BY-GAME STATS

Opponent	Date	GS	MIN	Total FG-FGA	PCT	3FG-3FGA	PCT	Free throws FT-FTA	PCT	Rebounds OFF DEF TOT	AVG	PF	A	TO	BLK	STL	PTS	AVG			
Coppin St.	11/06/2023	*	26:16	5-11	.455	3-7	.429	2-2	1.000	1	3	4	4.0	2	10	2	0	2	15	15.0	
vs South Carolina	11/10/2023	*	38:29	7-13	.538	3-6	.500	9-11	.818	1	8	9	6.5	1	5	2	0	1	26	20.5	
Campbell	11/15/2023	*	25:50	2-9	.222	0-3	.000	1-2	.500	0	2	2	5.0	4	5	1	0	2	5	15.3	
Wofford	11/19/2023	*	23:01	9-16	.563	0-0	.000	1-2	.500	1	4	5	5.0	2	2	1	0	0	19	16.3	
vs Boise St.	11/23/2023	*	36:08	5-16	.313	1-3	.333	7-8	.875	0	6	6	5.2	1	7	3	0	2	18	16.6	
vs Iowa St.	11/24/2023	*	32:56	5-9	.556	5-7	.714	2-2	1.000	0	4	4	5.0	2	6	5	0	1	17	16.7	
vs Fla. Atlantic	11/26/2023	*	27:02	5-16	.313	0-4	.000	1-1	1.000	0	1	1	4.4	2	1	2	0	0	11	15.9	
at Auburn	11/29/2023	*	27:42	0-9	.000	0-2	.000	4-6	.667	1	1	2	4.1	1	1	7	0	1	4	14.4	
Louisville	12/03/2023	*	26:19	2-6	.333	0-3	.000	4-6	.667	1	4	5	4.2	4	4	4	0	0	8	13.7	
Vermont	12/16/2023	*	16:21	2-5	.400	1-4	.250	2-2	1.000	0	2	2	4.0	1	1	0	0	0	7	13.0	
at Wake Forest	12/30/2023	*	19:26	2-8	.250	1-4	.250	0-0	.000	0	2	2	3.8	2	2	6	0	0	5	12.3	
at Florida St.	01/06/2024	*	33:42	9-17	.529	3-6	.500	5-8	.625	0	2	2	3.7	4	2	4	0	0	26	13.4	
Clemson	01/10/2024	*	34:33	9-16	.563	6-10	.600	8-8	1.000	0	4	4	3.7	0	7	2	0	4	32	14.8	
Miami (FL)	01/13/2024	*	38:30	13-23	.565	5-13	.385	2-2	1.000	3	7	10	4.1	3	4	6	0	1	33	16.1	
at Virginia	01/17/2024	*	32:47	6-16	.375	4-9	.444	2-2	1.000	1	5	6	4.3	2	5	7	0	0	18	16.3	
at NC State	01/20/2024	*	36:11	5-10	.500	1-3	.333	2-3	.667	0	2	2	4.1	3	9	7	0	0	13	16.1	
Boston College	01/23/2024	*	36:48	5-13	.385	2-7	.286	4-4	1.000	0	6	6	4.2	5	4	6	1	1	16	16.1	
Georgia Tech	01/27/2024	*	35:25	3-8	.375	3-6	.500	0-0	.000	0	2	2	4.1	1	5	1	0	0	9	15.7	
Duke	01/29/2024	*	38:28	4-15	.267	0-6	.000	4-5	.800	0	3	3	4.1	2	6	1	0	1	12	15.5	
at Miami (FL)	02/03/2024	*	35:41	8-18	.444	3-10	.300	2-6	.333	2	3	5	4.1	4	5	7	0	1	21	15.8	
at Notre Dame	02/10/2024	*	33:47	4-12	.333	1-2	.500	4-5	.800	0	2	2	4.0	2	3	6	0	2	13	15.6	
Florida St.	02/13/2024	*	29:30	2-9	.222	1-3	.333	14-16	.875	2	2	4	4.0	4	4	4	0	1	19	15.8	
at North Carolina	02/17/2024	*	28:47	3-13	.231	0-4	.000	4-6	.667	2	4	6	4.1	1	5	1	0	2	10	15.5	
Virginia	02/19/2024	*	28:21	2-8	.250	0-4	.000	4-4	1.000	0	5	5	4.1	0	1	0	0	1	8	15.2	
at Pittsburgh	02/24/2024	*	33:53	7-14	.500	1-4	.250	11-13	.846	0	8	8	4.3	3	7	1	0	1	26	15.6	
at Syracuse	02/27/2024	*	37:54	7-13	.538	2-4	.500	2-2	1.000	0	4	4	4.3	2	4	3	0	2	18	15.7	
<b>Totals</b>			<b>26</b>	<b>813:47</b>	<b>131-323</b>	<b>.406</b>	<b>46-134</b>	<b>.343</b>	<b>101-126</b>	<b>.802</b>	<b>15</b>	<b>96</b>	<b>111</b>	<b>4.3</b>	<b>58</b>	<b>115</b>	<b>89</b>	<b>1</b>	<b>26</b>	<b>409</b>	<b>15.7</b>

## Player Averages

Games Played	Minutes/game	Points/game	FG Pct	3FG Pct	FT Pct	Rebounds/game	Assists/game	Turnovers/game	Assist/Turnover ratio	Steals/game	Blocks/game
26	31.3	15.7	40.6	34.3	80.2	4.3	4.4	3.4	1.3	1.0	0.0

## PRODUCTION TRACKER

	This Season	Career
Scored 10+ Points	19	55
Scored 20+ Points	6	13
Led Tech in Scoring	10	25
Made 3+ 3FGs	9	21
Led Tech in 3FGM	9	19
Shot over 40% from 3	9	42
Had a Double-Double	2	2
Had Multiple Assists	22	67
Had Multiple Steals	7	23



# 4 MEKHI LONG

**GRADUATE STUDENT** Forward | 6-7 | 200 | Leadership  
Bryans Road, Md. | Old Dominion



## SEASON/CAREER BESTS

### POINTS

Season 8 vs. Clemson (1/10/24)  
Career 25 vs. UMES (11/7/22)

### REBOUNDS

Season 9 vs. FAU (11/26/23)  
Career 19 at Coastal Carolina (1/28/23)

### ASSISTS

Season 3 vs. Coppin State (11/6/23)  
Career 4 (3x), last vs. Va. Wesleyan (11/14/22)

### BLOCKS

Season 2 (2x), last vs. Clemson (1/10/24)  
Career 4 vs. Longwood (11/26/21)

### STEALS

Season 2 (3x), last vs. Louisville (12/3/23)  
Career 5 vs. UAB (2/13/22)

### MINUTES

Season 27 vs. Louisville (12/3/23)  
Career 42 at Georgia Southern (1/7/23)

### FIELD GOALS MADE

Season 4 vs. Clemson (1/10/24)  
Career 7 (3x), last at Coastal Carolina (1/28/23)

### FIELD GOALS ATTEMPTED

Season 9 vs. Clemson (1/10/24)  
Career 14 at App State (2/18/23)

### 3-PT. FIELD GOALS MADE

Season -  
Career 3 (3x), last vs. Gardner-Webb (12/10/22)

### 3-PT. FIELD GOALS ATTEMPTED

Season 2 (2x), last vs. Iowa State (11/24/23)  
Career 6 vs. James Madison (2/2/23)

### FREE THROWS MADE

Season 3 at Auburn (11/29/23)  
Career 10 vs. UMES (11/7/22)

### FREE THROWS ATTEMPTED

Season 5 at Auburn (11/29/23)  
Career 11 at Georgia Southern (1/7/23)

- Versatile wing who has a knack for rebounding.
- Led the Sun Belt in double-doubles last season with 11.
- Averaged 10.7 points and 8.7 rebounds per game at ODU in 2022-23.
- Totaled 10 points and 11 rebounds against the Hokies in the Charleston Classic.
- Season-ending knee surgery on Feb. 16, 2024.

## 2023-24 GAME-BY-GAME STATS

Opponent	Date	GS	MIN	Total		3-Pointers		Free throws		Rebounds				PF	A	TO	BLK	STL	PTS	AVG
				FG-FGA	PCT	3FG-3FGA	PCT	FT-FTA	PCT	OFF	DEF	TOT	AVG							
Coppin St.	11/06/2023		22:06	2-4	.500	0-1	.000	2-4	.500	1	3	4	4.0	3	3	0	0	2	6	6.0
vs South Carolina	11/10/2023		22:51	3-5	.600	0-0	.000	0-1	.000	1	0	1	2.5	3	2	0	0	2	6	6.0
Campbell	11/15/2023		13:05	0-2	.000	0-0	.000	1-2	.500	1	1	2	2.3	2	0	1	0	0	1	4.3
Wofford	11/19/2023		18:08	2-5	.400	0-2	.000	2-2	1.000	0	3	3	2.5	5	1	2	0	1	6	4.8
vs Boise St.	11/23/2023		11:55	2-2	1.000	0-0	.000	0-0	.000	1	4	5	3.0	3	1	1	0	0	4	4.6
vs Iowa St.	11/24/2023		23:59	1-4	.250	0-2	.000	2-2	1.000	1	7	8	3.8	2	1	2	0	0	4	4.5
vs Fla. Atlantic	11/26/2023		22:59	1-5	.200	0-0	.000	0-0	.000	2	7	9	4.6	2	1	2	0	0	2	4.1
at Auburn	11/29/2023		18:23	1-2	.500	0-0	.000	3-5	.600	3	4	7	4.9	5	0	2	0	0	5	4.3
Louisville	12/03/2023		27:20	1-3	.333	0-1	.000	2-4	.500	2	6	8	5.2	0	1	1	0	2	4	4.2
Valparaiso	12/09/2023	*	20:50	3-4	.750	0-0	.000	0-2	.000	4	2	6	5.3	1	2	2	0	1	6	4.4
Vermont	12/16/2023	*	15:45	1-5	.200	0-1	.000	0-0	.000	1	6	7	5.5	4	1	0	0	0	2	4.2
American	12/21/2023	*	19:23	1-1	1.000	0-0	.000	0-0	.000	0	4	4	5.3	1	2	1	0	0	2	4.0
at Wake Forest	12/30/2023	*	18:58	2-3	.667	0-1	.000	1-4	.250	2	3	5	5.3	2	0	2	1	0	5	4.1
at Florida St.	01/06/2024	*	18:58	1-3	.333	0-1	.000	2-4	.500	0	4	4	5.2	3	1	1	2	0	4	4.1
Clemson	01/10/2024		20:29	4-9	.444	0-1	.000	0-0	.000	3	4	7	5.3	1	0	2	2	0	8	4.3
Miami (FL)	01/13/2024		15:03	0-0	.000	0-0	.000	0-0	.000	0	3	3	5.2	1	1	1	1	0	0	4.1
at Virginia	01/17/2024		08:39	1-3	.333	0-1	.000	0-0	.000	0	2	2	5.0	0	0	0	0	0	2	3.9
at NC State	01/20/2024		13:42	0-2	.000	0-1	.000	0-0	.000	0	3	3	4.9	3	1	0	0	0	0	3.7
<b>Totals</b>			<b>5 332:34</b>	<b>26-62</b>	<b>.419</b>	<b>0-12</b>	<b>.000</b>	<b>15-30</b>	<b>.500</b>	<b>22</b>	<b>66</b>	<b>88</b>	<b>4.9</b>	<b>41</b>	<b>18</b>	<b>20</b>	<b>6</b>	<b>8</b>	<b>67</b>	<b>3.7</b>

## Player Averages

Games Played	Minutes/game	Points/game	FG Pct	3FG Pct	FT Pct	Rebounds/game	Assists/game	Turnovers/game	Assist/Turnover ratio	Steals/game	Blocks/game
18	18.5	3.7	41.9	0.0	50.0	4.9	1.0	1.1	0.9	0.4	0.3

## PRODUCTION TRACKER

	This Season	Career
Scored 10+ Points	-	29
Led Tech in Scoring	-	-
Had 10+ Rebounds	-	19
Led Tech in Rebounding	5	5
Had a Double-Double	-	13
Had Multiple Blocks	2	14
Led Tech in Blocks	2	2
Shot over 50% from the floor	7	31
Shot 5+ Free Throws	1	13



## CAREER STATS

SEASON	TEAM	GP-GS	MIN/AVG	FG-FGA	FG%	3FG-3FGA	3FG%	FT-FTA	FT%	OFF	DEF	TOT	AVG	PF-FO	A	TO	BLK	STL	PTS	AVG
2019-20	URI	30-1	395/13.2	31-93	.333	7-24	.292	23-42	.548	28	41	69	2.3	55-2	5	20	7	21	92	3.1
2020-21	ODU	19-3	329/17.3	31-79	.392	7-25	.280	20-31	.645	20	44	64	3.4	28-0	12	9	5	13	89	4.7
2021-22	ODU	32-31	1046/32.7	89-207	.430	9-36	.250	77-118	.653	78	141	219	6.8	83-3	46	46	25	52	264	8.3
2022-23	ODU	30-29	981/32.7	106-242	.438	28-78	.359	82-124	.661	73	188	261	8.7	78-1	38	50	16	46	322	10.7
2023-24	VT	18-5	333/18.5	26-62	.419	0-12	.000	15-30	.500	22	66	88	4.9	41-2	18	20	6	8	67	3.7
<b>TOTAL FOR VT</b>		<b>18-5</b>	<b>333/18.5</b>	<b>26-62</b>	<b>.419</b>	<b>0-12</b>	<b>.000</b>	<b>15-30</b>	<b>.500</b>	<b>22</b>	<b>66</b>	<b>88</b>	<b>4.9</b>	<b>41-2</b>	<b>18</b>	<b>20</b>	<b>6</b>	<b>8</b>	<b>67</b>	<b>3.7</b>
<b>TOTAL</b>		<b>129-69</b>	<b>3083/23.9</b>	<b>283-683</b>	<b>.414</b>	<b>51-175</b>	<b>.291</b>	<b>217-345</b>	<b>.629</b>	<b>221</b>	<b>480</b>	<b>701</b>	<b>5.4</b>	<b>285-8</b>	<b>119</b>	<b>145</b>	<b>59</b>	<b>140</b>	<b>834</b>	<b>6.5</b>



# 5 PATRICK WESSLER

R-FRESHMAN Center | 7-0 | 245 | Marketing Management  
 Matthews, North Carolina | Combine Academy



Last name pronounced: *WES-ler*

- Has made great strides in his conditioning.
- Redshirted the 2022-23 season.
- Invited to the Allen Iverson 24K Showcase game in Memphis.
- Played his final two seasons at Combine Academy where he guided the program to a state championship in 2021-22.
- Averaged 18 points, 14 rebounds and 2.3 blocks as a senior, while Combine ended the season ranked No. 20 in the country with a 25-5 record.
- Named 2020-21 HoopState Network Sixth Man of the Year.
- Played his freshman and sophomore seasons at David W. Butler High School in Matthews, N.C.
- Southwestern 4A Conference Player of the Year.
- Competed for CC Elite on the AAU circuit.
- Rated the 148th-best prospect in the 2022 class by 247Sports; Tabbed the third-best player in the state of North Carolina and the 24th-best center nationally, according to 247Sports.
- Chose the Hokies over Providence, Southern Cal, NC State and Ole Miss.

## SEASON/CAREER BESTS

### POINTS

Season 4 vs. American (12/21/23)  
 Career 4 vs. American (12/21/23)

### REBOUNDS

Season 2 (4x), last at UNC (2/17/24)  
 Career 2 (4x), last at UNC (2/17/24)

### ASSISTS

Season 1 vs. FAU (11/26/23)  
 Career 1 vs. FAU (11/26/23)

### BLOCKS

Season 1 (4x), last vs. Virginia (2/19/24)  
 Career 1 (4x), last vs. Virginia (2/19/24)

### STEALS

Season -  
 Career -

### MINUTES

Season 7 vs. American (12/21/23)  
 Career 7 vs. American (12/21/23)

### FIELD GOALS MADE

Season 2 vs. American (12/21/23)  
 Career 2 vs. American (12/21/23)

### FIELD GOALS ATTEMPTED

Season 3 vs. American (12/21/23)  
 Career 3 vs. American (12/21/23)

### 3-PT. FIELD GOALS MADE

Season -  
 Career -

### 3-PT. FIELD GOALS ATTEMPTED

Season 1 at Wake Forest (12/30/23)  
 Career 1 at Wake Forest (12/30/23)

### FREE THROWS MADE

Season 1 (2x), last vs. Vermont (12/16/23)  
 Career 1 (2x), last vs. Vermont (12/16/23)

### FREE THROWS ATTEMPTED

Season 2 (2x), last vs. Vermont (12/16/23)  
 Career 2 (2x), last vs. Vermont (12/16/23)

## 2023-24 GAME-BY-GAME STATS

Opponent	Date	GS	MIN	Total		3-Pointers		Free throws		Rebounds				PF	A	TO	BLK	STL	PTS	AVG
				FG-FGA	PCT	3FG-3FGA	PCT	FT-FTA	PCT	OFF	DEF	TOT	AVG							
vs Fla. Atlantic	11/26/2023		01:46	0-0	.000	0-0	.000	1-2	.500	0	1	1	1.0	0	1	0	0	0	1	1.0
at Auburn	11/29/2023		01:32	0-1	.000	0-0	.000	0-0	.000	0	1	1	1.0	0	0	0	0	0	0.5	
Valparaiso	12/09/2023		01:51	0-1	.000	0-0	.000	0-0	.000	1	1	2	1.3	0	0	0	0	0	0.3	
Vermont	12/16/2023		05:49	1-2	.500	0-0	.000	1-2	.500	0	2	2	1.5	0	0	0	1	0	3.0	
American	12/21/2023		06:53	2-3	.667	0-0	.000	0-0	.000	1	1	2	1.6	1	0	0	1	0	4.0	
at Wake Forest	12/30/2023		03:57	0-1	.000	0-1	.000	0-0	.000	0	0	0	1.3	1	0	0	1	0	1.3	
Georgia Tech	01/27/2024		01:11	0-0	.000	0-0	.000	0-0	.000	0	0	0	1.1	0	0	0	0	0	1.1	
at North Carolina	02/17/2024		03:13	0-1	.000	0-0	.000	0-0	.000	1	1	2	1.3	1	0	0	0	0	1.0	
Virginia	02/19/2024		03:47	0-0	.000	0-0	.000	0-0	.000	0	0	0	1.1	1	0	0	1	0	0.9	
<b>Totals</b>		<b>0</b>	<b>29:59</b>	<b>3-9</b>	<b>.333</b>	<b>0-1</b>	<b>.000</b>	<b>2-4</b>	<b>.500</b>	<b>3</b>	<b>7</b>	<b>10</b>	<b>1.1</b>	<b>4</b>	<b>1</b>	<b>0</b>	<b>4</b>	<b>0</b>	<b>8</b>	<b>0.9</b>

## Player Averages

Games Played	Minutes/game	Points/game	FG Pct	3FG Pct	FT Pct	Rebounds/game	Assists/game	Turnovers/game	Assist/Turnover ratio	Steals/game	Blocks/game
9	3.3	0.9	33.3	0.0	50.0	1.1	0.1	0.0	1.0	0.0	0.4

## PRODUCTION TRACKER

	This Season
Scored 10+ Points	-
Had 5+ Rebounds	-
Had Multiple Blocks	-
Led Tech in Blocks	1
Had Multiple Steals	-
Shot over 50% from the floor	2
Played 10+ Minutes	-
Shot 5+ Free Throws	-
Had Multiple Dunks	-



## CAREER STATS

SEASON	TEAM	GP-GS	MIN/AVG	FG-FGA	FG%	3FG-3FGA	3FG%	FT-FTA	FT%	OFF	DEF	TOT	AVG	PF-FO	A	TO	BLK	STL	PTS	AVG
2023-24	VT	9-0	30/3.3	3-9	.333	0-1	.000	2-4	.500	3	7	10	1.1	4-0	1	0	4	0	8	0.9
<b>TOTAL</b>		<b>9-0</b>	<b>30/3.3</b>	<b>3-9</b>	<b>.333</b>	<b>0-1</b>	<b>.000</b>	<b>2-4</b>	<b>.500</b>	<b>3</b>	<b>7</b>	<b>10</b>	<b>1.1</b>	<b>4-0</b>	<b>1</b>	<b>0</b>	<b>4</b>	<b>0</b>	<b>8</b>	<b>0.9</b>

# 10 BRANDON RECHSTEINER

FRESHMAN Guard | 6-1 | 185 | Business  
Acworth, Georgia | Etowah



## SEASON/CAREER BESTS

### POINTS

Season 12 vs. Coppin State (11/6/23)  
Career 12 vs. Coppin State (11/6/23)

### REBOUNDS

Season 4 at Wake Forest (12/30/23)  
Career 4 at Wake Forest (12/30/23)

### ASSISTS

Season 11 vs. American (12/21/23)  
Career 11 vs. American (12/21/23)

### BLOCKS

Season -  
Career -

### STEALS

Season 1 (4x), last at Florida State (1/6/24)  
Career 1 (4x), last at Florida State (1/6/24)

### MINUTES

Season 30 vs. American (12/21/23)  
Career 30 vs. American (12/21/23)

### FIELD GOALS MADE

Season 3 vs. Coppin State (11/6/23)  
Career 3 vs. Coppin State (11/6/23)

### FIELD GOALS ATTEMPTED

Season 6 vs. Valparaiso (12/9/23)  
Career 6 vs. Valparaiso (12/9/23)

### 3-PT. FIELD GOALS MADE

Season 2 (2x), last vs. Wofford (11/19/23)  
Career 2 (2x), last vs. Wofford (11/19/23)

### 3-PT. FIELD GOALS ATTEMPTED

Season 6 vs. Valparaiso (12/9/23)  
Career 6 vs. Valparaiso (12/9/23)

### FREE THROWS MADE

Season 4 vs. Coppin State (11/6/23)  
Career 4 vs. Coppin State (11/6/23)

### FREE THROWS ATTEMPTED

Season 4 vs. Coppin State (11/6/23)  
Career 4 vs. Coppin State (11/6/23)

## CAREER STATS

SEASON/TEAM	GP-GS	MIN/AVG	FG-FGA	FG%	3FG-3FGA	3FG%	FT-FTA	FT%	OFF	DEF	TOT	AVG	PF-FO	A	TO	BLK	STL	PTS	AVG
2023-24 VT	23-2	229/9.9	15-41	.366	8-31	.258	6-8	.750	2	15	17	0.7	16-0	33	18	0	4	44	1.9
<b>TOTAL</b>	<b>23-2</b>	<b>229/9.9</b>	<b>15-41</b>	<b>.366</b>	<b>8-31</b>	<b>.258</b>	<b>6-8</b>	<b>.750</b>	<b>2</b>	<b>15</b>	<b>17</b>	<b>0.7</b>	<b>16-0</b>	<b>33</b>	<b>18</b>	<b>0</b>	<b>4</b>	<b>44</b>	<b>1.9</b>

- Wakes up at 4:50 a.m. almost every day *Last name pronounced: WRECK-stine-er*
- Sharpshooter who should flourish on the offensive side in Coach Young's system.
- A four-year letterwinner at Etowah where he was coached by Jason Dasinger
- All-state and team captain as a junior and senior.
- Averaged 18 points, 5.3 rebounds, 5.1 assists and 2.8 steals per game as a senior, guiding Etowah to the GHSA Class 6A Final Four.
- GACA/GBCA 6A North Player of the Year.
- Reached 1,000 career points on Jan. 14, 2023.
- Consensus four-star recruit.
- Rated the 87th-best prospect in the 2023 class on 247Sports.
- Tabbed the second-best point guard in the state of Georgia and the 15th-best point guard nationally, according to 247Sports.
- Chose the Hokies over Gonzaga, Tennessee, Miami (Fla.), LSU, Xavier, Clemson and Notre Dame.
- Father, Scott, is a professional wrestler; goes by Scott Steiner and Big Poppa Pump.
- Brother, Brock, is a wide receiver for Jacksonville State.

## 2023-24 GAME-BY-GAME STATS

Opponent	Date	GS	MIN	Total		3-Pointers		Free throws		Rebounds				PF	A	TO	BLK	STL	PTS	AVG
				FG-FGA	PCT	3FG-3FGA	PCT	FT-FTA	PCT	OFF	DEF	TOT	AVG							
Coppin St.	11/06/2023		11:24	3-4	.750	2-3	.667	4-4	1.000	1	1	2	2.0	0	3	0	0	1	12	12.0
vs South Carolina	11/10/2023		01:31	0-1	.000	0-1	.000	0-0	.000	0	0	0	1.0	0	0	0	0	0	6.0	
Campbell	11/15/2023		14:10	0-1	.000	0-0	.000	0-0	.000	0	0	0	0.7	1	2	0	0	0	4.0	
Wofford	11/19/2023		15:32	2-4	.500	2-4	.500	0-0	.000	0	1	1	0.8	0	2	0	0	6	4.5	
vs Boise St.	11/23/2023		03:52	0-0	.000	0-0	.000	0-0	.000	0	1	1	0.8	0	0	0	0	0	3.6	
vs Iowa St.	11/24/2023		07:04	0-1	.000	0-1	.000	0-0	.000	0	0	0	0.7	1	1	0	0	0	3.0	
vs Fla. Atlantic	11/26/2023		09:14	1-2	.500	1-1	1.000	0-1	.000	0	0	0	0.6	1	1	1	0	3	3.0	
at Auburn	11/29/2023		12:18	1-2	.500	0-1	.000	0-0	.000	1	0	1	0.6	2	2	1	0	2	2.9	
Louisville	12/03/2023		03:31	0-0	.000	0-0	.000	0-0	.000	0	0	0	0.6	0	1	0	0	0	2.6	
Valparaiso	12/09/2023	*	27:57	1-6	.167	1-6	.167	2-2	1.000	0	1	1	0.6	1	3	3	0	1	5	2.8
Vermont	12/16/2023		23:39	2-4	.500	1-3	.333	0-0	.000	0	2	2	0.7	2	3	0	0	1	5	3.0
American	12/21/2023	*	30:22	1-4	.250	0-2	.000	0-1	.000	0	0	0	0.7	2	11	2	0	0	2	2.9
at Wake Forest	12/30/2023		20:34	2-3	.667	0-1	.000	0-0	.000	0	4	4	0.9	1	1	3	0	0	4	3.0
at Florida St.	01/06/2024		06:18	0-1	.000	0-1	.000	0-0	.000	0	0	0	0.9	1	0	1	0	1	0	2.8
Clemson	01/10/2024		05:27	1-2	.500	0-1	.000	0-0	.000	0	1	1	0.9	0	0	0	0	0	2	2.7
Miami (FL)	01/13/2024		03:56	0-0	.000	0-0	.000	0-0	.000	0	0	0	0.8	1	0	2	0	0	0	2.6
at Virginia	01/17/2024		07:13	0-1	.000	0-1	.000	0-0	.000	0	2	2	0.9	0	0	0	0	0	0	2.4
at NC State	01/20/2024		02:24	0-0	.000	0-0	.000	0-0	.000	0	1	1	0.9	0	0	4	0	0	0	2.3
Georgia Tech	01/27/2024		01:32	0-1	.000	0-1	.000	0-0	.000	0	0	0	0.8	0	0	0	0	0	0	2.2
at Notre Dame	02/10/2024		06:13	0-1	.000	0-1	.000	0-0	.000	0	0	0	0.8	0	0	0	0	0	0	2.1
Florida St.	02/13/2024		08:47	1-2	.500	1-2	.500	0-0	.000	0	0	0	0.8	3	2	1	0	3	2.1	
at North Carolina	02/17/2024		02:00	0-1	.000	0-1	.000	0-0	.000	0	0	0	0.7	0	0	0	0	0	0	2.0
Virginia	02/19/2024		03:47	0-0	.000	0-0	.000	0-0	.000	0	1	1	0.7	0	1	0	0	0	0	1.9
<b>Totals</b>			<b>2 228:46</b>	<b>15-41</b>	<b>.366</b>	<b>8-31</b>	<b>.258</b>	<b>6-8</b>	<b>.750</b>	<b>2</b>	<b>15</b>	<b>17</b>	<b>0.7</b>	<b>16</b>	<b>33</b>	<b>18</b>	<b>0</b>	<b>4</b>	<b>44</b>	<b>1.9</b>

## Player Averages

Games Played	Minutes/game	Points/game	FG Pct	3FG Pct	FT Pct	Rebounds/game	Assists/game	Turnovers/game	Assist/Turnover ratio	Steals/game	Blocks/game
23	9.9	1.9	36.6	25.8	75.0	0.7	1.4	0.8	1.8	0.2	0.0

## PRODUCTION TRACKER

	This Season
Scored 10+ Points	1
Made Multiple 3FGs	2
Made 3+ 3FGs	-
Led Tech in 3FGM	1
Shot over 40% from 3	4
Played 10+ Minutes	8
Had Multiple Assists	8
Led Tech in Assists	5
Had Multiple Steals	-



# 11 JOHN CAMDEN

**R-SOPHOMORE** Forward | 6-8 | 220 | Business Management  
 Downingtown, Pennsylvania | Memphis



## SEASON/CAREER BESTS

### POINTS

Season 9 at Auburn (11/29/23)  
 Career 9 at Auburn (11/29/23)

### REBOUNDS

Season 6 at Auburn (11/29/23)  
 Career 6 (2x), last at Auburn (11/29/23)

### ASSISTS

Season 1 (2x), last vs. Georgia Tech (1/27/24)  
 Career 3 vs. Syracuse (1/28/23)

### BLOCKS

Season -  
 Career 1 (2x), last at Virginia (1/18/23)

### STEALS

Season 1 at Auburn (11/29/23)  
 Career 1 at Auburn (11/29/23)

### MINUTES

Season 15 at Auburn (11/29/23)  
 Career 27 vs. Syracuse (1/28/23)

### FIELD GOALS MADE

Season 2 at Auburn (11/29/23)  
 Career 3 vs. Syracuse (1/28/23)

### FIELD GOALS ATTEMPTED

Season 4 at Auburn (11/29/23)  
 Career 8 vs. Syracuse (1/28/23)

### 3-PT. FIELD GOALS MADE

Season 2 at Auburn (11/29/23)  
 Career 2 (2x), last at Auburn (11/29/23)

### 3-PT. FIELD GOALS ATTEMPTED

Season 3 (2x), last vs. Vermont (12/16/23)  
 Career 5 vs. Syracuse (1/28/23)

### FREE THROWS MADE

Season 3 at Auburn (11/29/23)  
 Career 3 (2x), last at Auburn (11/29/23)

### FREE THROWS ATTEMPTED

Season 5 at Auburn (11/29/23)  
 Career 5 (2x), last at Auburn (11/29/23)

## CAREER STATS

SEASON	TEAM	GP-GS	MIN/AVG	FG-FGA	FG%	3FG-3FGA	3FG%	FT-FTA	FT%	OFF	DEF	TOT	AVG	PF	FO	A	TO	BLK	STL	PTS	AVG
2021-22	Mem	1-0	2/1.7	0-0	.000	0-0	.000	0-0	.000	0	1	1	1.0	0-0	0	0	0	0	0	0	0
2022-23	VT	23-0	183/8.0	9-36	.250	6-26	.231	5-9	.556	6	16	22	1.0	17-0	4	2	2	0	29	1.3	
2023-24	VT	11-0	59/5.4	7-19	.368	7-15	.467	5-7	.714	4	10	14	1.3	5-0	2	6	0	1	26	2.4	
<b>TOTAL FOR VT</b>		<b>34-0</b>	<b>243/7.1</b>	<b>16-55</b>	<b>.291</b>	<b>13-41</b>	<b>.317</b>	<b>10-16</b>	<b>.625</b>	<b>10</b>	<b>26</b>	<b>36</b>	<b>1.1</b>	<b>22-0</b>	<b>6</b>	<b>8</b>	<b>2</b>	<b>1</b>	<b>55</b>	<b>1.6</b>	
<b>TOTAL</b>		<b>35-0</b>	<b>244/7.0</b>	<b>16-55</b>	<b>.291</b>	<b>13-41</b>	<b>.317</b>	<b>10-16</b>	<b>.625</b>	<b>10</b>	<b>27</b>	<b>37</b>	<b>1.1</b>	<b>22-0</b>	<b>6</b>	<b>8</b>	<b>2</b>	<b>1</b>	<b>55</b>	<b>1.6</b>	

- Will be a versatile wing for Coach Young, who can play the 3 and the 4.
- Transferred from Memphis; battled a right foot injury most of freshman season.
- Chose the Hokies over LSU during the transfer process.
- Played senior season at Brewster Academy in Wolfeboro, N.H.
- Was rated a four-star recruit and the 90th-ranked player in the nation by Rivals.
- Averaged 15.8 points per game as a junior at Archbishop Carroll (Pa.) in 2019-20.
- Father, Tex, graduated from Virginia Tech in 1993.
- Sisters, Meg and Heather, played lacrosse at Ohio State and Drexel, respectively.
- Other older sister, Anna, plays basketball at Richmond.

## 2023-24 GAME-BY-GAME STATS

Opponent	Date	GS	MIN	Total		3-Pointers		Free throws		Rebounds			PF	A	TO	BLK	STL	PTS	AVG	
				FG-FGA	PCT	3FG-3FGA	PCT	FT-FTA	PCT	OFF	DEF	TOT								AVG
Coppin St.	11/06/2023		05:36	1-2	.500	1-1	1.000	0-0	.000	0	2	2	2.0	0	0	1	0	0	3	3.0
Wofford	11/19/2023		03:13	1-2	.500	1-2	.500	0-0	.000	0	1	1	1.5	0	0	0	0	0	3	3.0
vs Fla. Atlantic	11/26/2023		04:29	1-2	.500	1-1	1.000	0-0	.000	0	0	0	1.0	0	0	1	0	0	3	3.0
at Auburn	11/29/2023		15:01	2-4	.500	2-3	.667	3-5	.600	2	4	6	2.3	2	1	1	0	1	9	4.5
Valparaiso	12/09/2023		02:32	0-2	.000	0-1	.000	0-0	.000	2	0	2	2.2	1	0	0	0	0	0	3.6
Vermont	12/16/2023		13:51	1-3	.333	1-3	.333	0-0	.000	0	2	2	2.2	0	0	1	0	0	3	3.5
American	12/21/2023		05:34	0-1	.000	0-1	.000	0-0	.000	0	0	0	1.9	0	0	1	0	0	0	3.0
Georgia Tech	01/27/2024		01:11	1-1	1.000	1-1	1.000	0-0	.000	0	1	1	1.8	0	1	0	0	0	3	3.0
Florida St.	02/13/2024		03:56	0-1	.000	0-1	.000	2-2	1.000	0	0	0	1.6	2	0	1	0	0	2	2.9
Virginia	02/19/2024		03:47	0-1	.000	0-1	.000	0-0	.000	0	0	0	1.4	0	0	0	0	0	0	2.6
at Pittsburgh	02/24/2024		00:15	0-0	.000	0-0	.000	0-0	.000	0	0	0	1.3	0	0	0	0	0	0	2.4
<b>Totals</b>			<b>0 59:24</b>	<b>7-19</b>	<b>.368</b>	<b>7-15</b>	<b>.467</b>	<b>5-7</b>	<b>.714</b>	<b>4</b>	<b>10</b>	<b>14</b>	<b>1.3</b>	<b>5</b>	<b>2</b>	<b>6</b>	<b>0</b>	<b>1</b>	<b>26</b>	<b>2.4</b>

## Player Averages

Games Played	Minutes/game	Points/game	FG Pct	3FG Pct	FT Pct	Rebounds/game	Assists/game	Turnovers/game	Assist/Turnover ratio	Steals/game	Blocks/game
11	5.4	2.4	36.8	46.7	71.4	1.3	0.2	0.5	0.3	0.1	0.0

## PRODUCTION TRACKER

	This Season	Career
Scored 5+ Points	1	4
Scored 10+ Points	-	-
Made Multiple 3FGs	1	2
Made 3+ 3FGs	-	-
Led Tech in 3FGM	1	1
Shot over 40% from 3	5	8
Played 5+ Minutes	4	16
Had Multiple Assists	-	1
Had Multiple Steals	-	-



# 13 JAYDON YOUNG

**FRESHMAN** Guard | 6-4 | 205 | Sports Media and Analytics  
 Goldsboro, North Carolina | Greensboro Day



## SEASON/CAREER BESTS

### POINTS

Season 9 at Auburn (11/29/23)  
 Career 9 at Auburn (11/29/23)

### REBOUNDS

Season 3 vs. Valparaiso (12/9/23)  
 Career 3 vs. Valparaiso (12/9/23)

### ASSISTS

Season 5 vs. Coppin State (11/6/23)  
 Career 5 vs. Coppin State (11/6/23)

### BLOCKS

Season -  
 Career -

### STEALS

Season 2 vs. Coppin State (11/6/23)  
 Career 2 vs. Coppin State (11/6/23)

### MINUTES

Season 24 at Auburn (11/29/23)  
 Career 24 at Auburn (11/29/23)

### FIELD GOALS MADE

Season 3 at Auburn (11/29/23)  
 Career 3 at Auburn (11/29/23)

### FIELD GOALS ATTEMPTED

Season 6 at Auburn (11/29/23)  
 Career 6 at Auburn (11/29/23)

### 3-PT. FIELD GOALS MADE

Season 3 at Auburn (11/29/23)  
 Career 3 at Auburn (11/29/23)

### 3-PT. FIELD GOALS ATTEMPTED

Season 4 at Auburn (11/29/23)  
 Career 4 at Auburn (11/29/23)

### FREE THROWS MADE

Season 2 (2x), last at UNC (2/17/24)  
 Career 2 (2x), last at UNC (2/17/24)

### FREE THROWS ATTEMPTED

Season 2 (2x), last at UNC (2/17/24)  
 Career 2 (2x), last at UNC (2/17/24)

## CAREER STATS

SEASON	TEAM	GP-GS	MIN/AVG	FG-FGA	FG%	3FG-3FGA	3FG%	FT-FTA	FT%	OFF	DEF	TOT	AVG	PF-FO	A	TO	BLK	STL	PTS	AVG
2023-24	VT	21-0	161/7.7	10-32	.313	10-25	.400	4-4	1.000	1	13	14	0.7	9-0	14	5	0	4	34	1.6
<b>TOTAL</b>		<b>21-0</b>	<b>161/7.7</b>	<b>10-32</b>	<b>.313</b>	<b>10-25</b>	<b>.400</b>	<b>4-4</b>	<b>1.000</b>	<b>1</b>	<b>13</b>	<b>14</b>	<b>0.7</b>	<b>9-0</b>	<b>14</b>	<b>5</b>	<b>0</b>	<b>4</b>	<b>34</b>	<b>1.6</b>

- A four-year letterwinner at Greensboro Day under the winningest coach in North Carolina basketball history, Freddy Johnson.
- Three-time all-state, four-time all-conference and three-time conference player of the year.
- Eclipsed 2,000 career points in November 2022.
- Guided Greensboro Day to its 12th NCISAA state title as a senior.
- Four-star recruit according to ESPN.
- Rated the eighth-best player in the state of North Carolina, according to 247Sports.
- Chose the Hokies over Clemson, Virginia, Pitt, NC State and North Carolina A&T.
- Father, Victor, played college basketball at Mount Olive, advancing to the Elite 8 in 2005; played professionally overseas as well.

## 2023-24 GAME-BY-GAME STATS

Opponent	Date	GS	MIN	Total		3-Pointers		Free throws		Rebounds			PF	A	TO	BLK	STL	PTS	AVG	
				FG-FGA	PCT	3FG-3FGA	PCT	FT-FTA	PCT	OFF	DEF	TOT								AVG
Coppin St.	11/06/2023		13:39	2-4	.500	2-3	.667	2-2	1.000	0	2	2	2.0	0	5	1	0	2	8	8.0
Campbell	11/15/2023		12:15	0-4	.000	0-2	.000	0-0	.000	0	0	1.0	0	1	0	0	0	0	4	4.0
Wofford	11/19/2023		03:57	0-1	.000	0-1	.000	0-0	.000	0	1	1	1.0	1	1	0	0	0	2	2.7
vs Boise St.	11/23/2023		03:09	0-0	.000	0-0	.000	0-0	.000	0	0	0	0.8	0	0	0	0	0	0	2.0
vs Fla. Atlantic	11/26/2023		05:32	0-1	.000	0-1	.000	0-0	.000	0	0	0	0.6	1	1	1	0	0	1	1.6
at Auburn	11/29/2023		24:22	3-6	.500	3-4	.750	0-0	.000	0	1	1	0.7	1	1	1	0	1	9	2.8
Louisville	12/03/2023		03:06	0-0	.000	0-0	.000	0-0	.000	0	0	0	0.6	0	0	0	0	0	0	2.4
Valparaiso	12/09/2023		11:17	0-2	.000	0-1	.000	0-0	.000	0	3	3	0.9	1	0	1	0	1	0	2.1
Vermont	12/16/2023		18:44	2-4	.500	2-3	.667	0-0	.000	0	1	1	0.9	0	1	0	0	0	6	2.6
American	12/21/2023		05:08	0-1	.000	0-1	.000	0-0	.000	0	0	0	0.8	0	1	0	0	0	0	2.3
at Wake Forest	12/30/2023		03:40	0-0	.000	0-0	.000	0-0	.000	0	1	1	0.8	0	1	0	0	0	0	2.1
Clemson	01/10/2024		05:30	0-0	.000	0-0	.000	0-0	.000	0	1	1	0.8	0	0	0	0	0	0	1.9
Miami (FL)	01/13/2024		06:27	0-2	.000	0-2	.000	0-0	.000	0	0	0	0.8	0	0	1	0	0	0	1.8
Georgia Tech	01/27/2024		01:32	0-0	.000	0-0	.000	0-0	.000	0	1	1	0.8	1	1	0	0	0	0	1.6
at Miami (FL)	02/03/2024		01:58	0-0	.000	0-0	.000	0-0	.000	0	0	0	0.7	0	0	0	0	0	0	1.5
at Notre Dame	02/10/2024		02:08	0-0	.000	0-0	.000	0-0	.000	0	0	0	0.7	0	0	0	0	0	0	1.4
Florida St.	02/13/2024		11:43	1-2	.500	1-2	.500	0-0	.000	0	1	1	0.7	1	0	0	0	0	3	1.5
at North Carolina	02/17/2024		11:21	0-2	.000	0-2	.000	2-2	1.000	1	1	2	0.8	1	0	0	0	0	2	1.6
Virginia	02/19/2024		05:25	2-2	1.000	2-2	1.000	0-0	.000	0	0	0	0.7	0	1	0	0	0	6	1.8
at Pittsburgh	02/24/2024		08:55	0-1	.000	0-1	.000	0-0	.000	0	0	0	0.7	2	0	0	0	0	0	1.7
at Syracuse	02/27/2024		01:36	0-0	.000	0-0	.000	0-0	.000	0	0	0	0.7	0	0	0	0	0	0	1.6
<b>Totals</b>		<b>0</b>	<b>161:23</b>	<b>10-32</b>	<b>.313</b>	<b>10-25</b>	<b>.400</b>	<b>4-4</b>	<b>1.000</b>	<b>1</b>	<b>13</b>	<b>14</b>	<b>0.7</b>	<b>9</b>	<b>14</b>	<b>5</b>	<b>0</b>	<b>4</b>	<b>34</b>	<b>1.6</b>

## Player Averages

Games Played	Minutes/game	Points/game	FG Pct	3FG Pct	FT Pct	Rebounds/game	Assists/game	Turnovers/game	Assist/Turnover ratio	Steals/game	Blocks/game
21	7.7	1.6	31.3	40.0	100.0	0.7	0.7	0.2	2.8	0.2	0.0

## PRODUCTION TRACKER

	This Season
Scored 10+ Points	-
Made Multiple 3FGs	4
Made 3+ 3FGs	1
Led Tech in 3FGM	3
Shot over 40% from 3	5
Played 10+ Minutes	7
Had Multiple Assists	1
Led Tech in Assists	1
Had Multiple Steals	1



# 15 LYNN KIDD

SENIOR Center | 6-10 | 235 | Sociology  
Gainesville, Florida | Clemson



## SEASON/CAREER BESTS

### POINTS

Season 31 vs. American (12/21/23)  
Career 31 vs. American (12/21/23)

### REBOUNDS

Season 15 (2x), last vs. Florida St. (2/13/24)  
Career 15 (2x), last vs. Florida St. (2/13/24)

### ASSISTS

Season 3 (4x), last at NC State (1/20/24)  
Career 3 (5x), last at NC State (1/20/24)

### BLOCKS

Season 2 (2x), last vs. Clemson (1/10/24)  
Career 2 (6x), last vs. Clemson (1/10/24)

### STEALS

Season 2 (4x), last vs. Boston College (1/23/24)  
Career 2 (5x), last vs. Boston College (1/23/24)

### MINUTES

Season 29 (2x), last at Wake Forest (12/30/23)  
Career 29 (2x), last at Wake Forest (12/30/23)

### FIELD GOALS MADE

Season 14 vs. American (12/21/23)  
Career 14 vs. American (12/21/23)

### FIELD GOALS ATTEMPTED

Season 15 (2x), last at Wake Forest (12/30/23)  
Career 15 (2x), last at Wake Forest (12/30/23)

### 3-PT. FIELD GOALS MADE

Season -  
Career -

### 3-PT. FIELD GOALS ATTEMPTED

Season -  
Career -

### FREE THROWS MADE

Season 9 vs. Vermont (12/16/23)  
Career 9 vs. Vermont (12/16/23)

### FREE THROWS ATTEMPTED

Season 11 vs. Vermont (12/16/23)  
Career 11 vs. Vermont (12/16/23)

- Has had two terrific summers of offseason development.
- Rebounding continues to be a point of emphasis for him.
- Played in seven games, totaling eight points in 33 minutes of action as a freshman at Clemson.
- Reclassified from the 2021 recruiting class to 2020.
- No. 77 overall prospect on ESPN's Top-100 list of high school juniors; four-star recruit.
- Chose Clemson over Virginia Tech, Miami, Wake Forest, Auburn and Florida during his initial recruitment.

## 2023-24 GAME-BY-GAME STATS

Opponent	Date	GS	MIN	Total		3-Pointers		Free throws		Rebounds				PF	A	TO	BLK	STL	PTS	AVG	
				FG-FGA	PCT	3FG-3FGA	PCT	FT-FTA	PCT	OFF	DEF	TOT	AVG								
Coppin St.	11/06/2023	*	22:53	6-6	1.000	0-0	.000	2-5	.400	3	8	11	11.0	1	0	3	1	0	14	14.0	
vs South Carolina	11/10/2023	*	26:28	5-7	.714	0-0	.000	2-2	1.000	1	5	6	8.5	2	2	2	0	2	12	13.0	
Campbell	11/15/2023	*	24:48	9-12	.750	0-0	.000	6-7	.857	5	10	15	10.7	2	1	2	0	0	24	16.7	
Wofford	11/19/2023	*	20:55	6-8	.750	0-0	.000	8-8	1.000	2	5	7	9.8	1	3	0	1	0	20	17.5	
vs Boise St.	11/23/2023	*	28:52	6-8	.750	0-0	.000	7-7	1.000	1	5	6	9.0	2	1	1	0	1	19	17.8	
vs Iowa St.	11/24/2023	*	28:32	5-6	.833	0-0	.000	3-3	1.000	1	3	4	8.2	2	2	3	0	1	13	17.0	
vs Fla. Atlantic	11/26/2023	*	23:02	4-8	.500	0-0	.000	1-2	.500	1	6	7	8.0	1	0	2	0	0	9	15.9	
at Auburn	11/29/2023	*	29:17	2-6	.333	0-0	.000	2-2	1.000	2	5	7	7.9	1	1	2	1	2	6	14.6	
Louisville	12/03/2023	*	24:39	8-13	.615	0-0	.000	3-4	.750	0	4	4	7.4	4	1	1	0	0	19	15.1	
Valparaiso	12/09/2023	*	22:05	4-7	.571	0-0	.000	6-6	1.000	1	5	6	7.3	0	1	1	0	0	14	15.0	
Vermont	12/16/2023	*	23:35	4-7	.571	0-0	.000	9-11	.818	4	7	11	7.6	1	1	3	0	1	17	15.2	
American	12/21/2023	*	23:58	14-15	.933	0-0	.000	3-3	1.000	2	9	11	7.9	1	1	0	2	0	31	16.5	
at Wake Forest	12/30/2023	*	29:20	7-15	.467	0-0	.000	0-0	.000	1	4	5	7.7	3	3	3	0	0	14	16.3	
at Florida St.	01/06/2024	*	25:17	1-5	.200	0-0	.000	0-0	.000	3	5	8	7.7	4	3	3	1	0	2	15.3	
Clemson	01/10/2024	*	23:23	3-6	.500	0-0	.000	0-0	.000	0	2	2	7.3	2	1	0	2	1	6	14.7	
Miami (FL)	01/13/2024	*	24:30	8-8	1.000	0-0	.000	0-0	.000	1	3	4	7.1	4	2	0	0	1	16	14.8	
at Virginia	01/17/2024	*	16:13	1-3	.333	0-0	.000	0-0	.000	0	2	2	6.8	0	2	1	0	0	2	14.0	
at NC State	01/20/2024	*	23:57	6-8	.750	0-0	.000	2-2	1.000	0	6	6	6.8	1	3	1	0	2	14	14.0	
Boston College	01/23/2024	*	24:59	4-9	.444	0-0	.000	2-2	1.000	0	5	5	6.7	2	0	1	1	2	10	13.8	
Georgia Tech	01/27/2024	*	15:32	7-9	.778	0-0	.000	4-4	1.000	3	1	4	6.6	4	1	1	0	0	18	14.0	
Duke	01/29/2024	*	22:50	5-9	.556	0-0	.000	2-2	1.000	0	4	4	6.4	2	1	0	1	0	12	13.9	
at Miami (FL)	02/03/2024	*	23:36	3-5	.600	0-0	.000	0-0	.000	1	10	11	6.6	3	1	2	1	1	6	13.5	
at Notre Dame	02/10/2024	*	15:32	1-3	.333	0-0	.000	0-0	.000	1	0	1	6.4	3	0	0	0	0	2	13.0	
Florida St.	02/13/2024	*	28:40	4-9	.444	0-0	.000	4-6	.667	6	9	15	6.8	0	1	1	0	0	12	13.0	
at North Carolina	02/17/2024	*	15:21	5-7	.714	0-0	.000	1-1	1.000	1	1	2	6.6	4	0	0	0	0	11	12.9	
Virginia	02/19/2024	*	18:25	5-5	1.000	0-0	.000	4-4	1.000	1	6	7	6.6	1	0	0	1	1	14	13.0	
at Pittsburgh	02/24/2024	*	15:35	4-8	.500	0-0	.000	0-0	.000	0	2	2	6.4	1	0	1	0	0	8	12.8	
at Syracuse	02/27/2024	*	28:20	8-9	.889	0-0	.000	0-0	.000	3	5	8	6.5	1	1	2	0	0	16	12.9	
<b>Totals</b>			<b>28</b>	<b>650:33</b>	<b>145-221</b>	<b>.656</b>	<b>0-0</b>	<b>.000</b>	<b>71-81</b>	<b>.877</b>	<b>44</b>	<b>137</b>	<b>181</b>	<b>6.5</b>	<b>53</b>	<b>33</b>	<b>36</b>	<b>12</b>	<b>15</b>	<b>361</b>	<b>12.9</b>

## Player Averages

Games Played	Minutes/game	Points/game	FG Pct	3FG Pct	FT Pct	Rebounds/game	Assists/game	Turnovers/game	Assist/Turnover ratio	Steals/game	Blocks/game
28	23.2	12.9	65.6	0.0	87.7	6.5	1.2	1.3	0.9	0.5	0.4

## PRODUCTION TRACKER

	This Season	Career
Scored 10+ Points	20	24
Scored 20+ Points	3	3
Had 10+ Rebounds	6	7
Had Multiple Blocks	2	6
Led Tech in Blocks	7	13
Had Multiple Steals	4	5
Shot over 50% from the floor	21	50
Shot 5+ Free Throws	7	9
Had Multiple Dunks	13	17



## CAREER STATS

SEASON	TEAM	GP-GS	MIN/AVG	FG-FGA	FG%	3FG-3FGA	3FG%	FT-FTA	FT%	OFF	DEF	TOT	AVG	PF-FO	A	TO	BLK	STL	PTS	AVG
2020-21	CU	7-0	32/4.6	2-6	.333	0-0	.000	4-4	1.000	4	3	7	1.0	6-0	1	2	2	0	8	1.1
2021-22	VT	10-0	25/2.5	3-8	.375	0-0	.000	1-1	1.000	6	5	11	1.1	0-0	0	3	2	0	7	0.7
2022-23	VT	34-5	429/12.6	77-116	.664	0-0	.000	17-29	.586	34	82	116	3.4	53-0	21	21	15	9	171	5.0
2023-24	VT	28-28	651/23.2	145-221	.656	0-0	.000	71-81	.877	44	137	181	6.5	53-0	33	36	12	15	361	12.9
<b>TOTAL FOR VT</b>		<b>72-33</b>	<b>1104/15.3</b>	<b>225-345</b>	<b>.652</b>	<b>0-0</b>	<b>.000</b>	<b>89-111</b>	<b>.802</b>	<b>84</b>	<b>224</b>	<b>308</b>	<b>4.3</b>	<b>106-0</b>	<b>54</b>	<b>60</b>	<b>29</b>	<b>24</b>	<b>539</b>	<b>7.5</b>
<b>TOTAL</b>		<b>79-33</b>	<b>1137/14.4</b>	<b>227-351</b>	<b>.647</b>	<b>0-0</b>	<b>.000</b>	<b>93-115</b>	<b>.809</b>	<b>88</b>	<b>227</b>	<b>315</b>	<b>4.0</b>	<b>112-0</b>	<b>55</b>	<b>62</b>	<b>31</b>	<b>24</b>	<b>547</b>	<b>6.9</b>

# 23 TYLER NICKEL

**SOPHOMORE** Guard | 6-7 | 220 | Sociology  
Harrisonburg, Virginia | North Carolina



## SEASON/CAREER BESTS

### POINTS

Season 24 vs. Clemson (1/10/24)  
Career 24 vs. Clemson (1/10/24)

### REBOUNDS

Season 7 vs. Coppin State (11/6/23)  
Career 3 vs. The Citadel (12/13/22)

### ASSISTS

Season 6 vs. Virginia (2/19/24)  
Career 6 vs. Virginia (2/19/24)

### BLOCKS

Season 3 at UNC (2/17/24)  
Career 3 at UNC (2/17/24)

### STEALS

Season 2 (3x), last vs. Florida St. (2/13/24)  
Career 2 (4x), last vs. Florida St. (2/13/24)

### MINUTES

Season 37 vs. Miami (1/13/24)  
Career 37 vs. Miami (1/13/24)

### FIELD GOALS MADE

Season 8 vs. Clemson (1/10/24)  
Career 8 vs. Clemson (1/10/24)

### FIELD GOALS ATTEMPTED

Season 11 vs. Clemson (1/10/24)  
Career 11 vs. Clemson (1/10/24)

### 3-PT. FIELD GOALS MADE

Season 5 vs. Clemson (1/10/24)  
Career 5 vs. Clemson (1/10/24)

### 3-PT. FIELD GOALS ATTEMPTED

Season 8 vs. Miami (1/13/24)  
Career 8 (2x), last vs. Miami (1/13/24)

### FREE THROWS MADE

Season 6 at Wake Forest (12/30/23)  
Career 6 at Wake Forest (12/30/23)

### FREE THROWS ATTEMPTED

Season 7 (2x), last at Wake Forest (12/30/23)  
Career 7 (2x), last at Wake Forest (12/30/23)

- Every time he shoots the ball, Coach Young believes it's going in.
- Has a sneaky good pull-up jumper.
- Averaged 2.1 points in 25 games for North Carolina in 2022-23.
- Scored a season-high 16 points (all in the second half), the most off the bench by a Tar Heel on the season, vs. The Citadel; was 5 for 10 from the floor, including 3 for 8 3FGs vs. the Bulldogs.
- Virginia High School League's all-time leading scorer with 2,909 points in 102 games.
- Virginia Player of the Year in 2022.
- Is the first player from East Rockingham High School to play at a Division I school.
- Four-star prospect in the class of 2022 and ranked third in Virginia; picked UNC over Tech in his initial recruitment.
- Son of Eric and Jacki Nickel; both played basketball in college.

## 2023-24 GAME-BY-GAME STATS

Opponent	Date	GS	MIN	Total		3-Pointers		Free throws		Rebounds				PF	A	TO	BLK	STL	PTS	AVG	
				FG-FGA	PCT	3FG-3FGA	PCT	FT-FTA	PCT	OFF	DEF	TOT	AVG								
Coppin St.	11/06/2023		20:06	4-9	.444	2-6	.333	2-2	1.000	3	4	7	7.0	1	1	0	1	0	12	12.0	
vs South Carolina	11/10/2023		22:09	0-3	.000	0-2	.000	2-2	1.000	0	0	0	3.5	0	1	0	0	0	2	7.0	
Wofford	11/19/2023		22:19	3-3	1.000	3-3	1.000	5-7	.714	1	0	1	2.7	2	2	0	0	2	14	9.3	
vs Boise St.	11/23/2023		31:41	5-10	.500	1-4	.250	3-5	.600	1	3	4	3.0	0	2	1	1	1	14	10.5	
vs Iowa St.	11/24/2023		27:10	3-7	.429	3-6	.500	1-2	.500	2	1	3	3.0	1	1	2	0	0	10	10.4	
vs Fla. Atlantic	11/26/2023		24:24	1-2	.500	0-1	.000	0-0	.000	0	1	1	2.7	1	1	0	0	0	2	9.0	
at Auburn	11/29/2023	*	19:29	0-5	.000	0-3	.000	0-0	.000	1	0	1	2.4	3	0	3	0	0	0	7.7	
Louisville	12/03/2023	*	24:48	1-6	.167	1-6	.167	0-0	.000	0	2	2	2.4	2	2	0	1	1	3	7.1	
Valparaiso	12/09/2023	*	25:43	4-7	.571	4-7	.571	0-0	.000	0	2	2	2.3	1	3	0	0	0	1	12	7.7
Vermont	12/16/2023	*	29:41	4-9	.444	2-7	.286	3-3	1.000	0	2	2	2.3	2	2	1	0	0	13	8.2	
American	12/21/2023	*	29:03	2-7	.286	1-4	.250	0-0	.000	0	0	0	2.1	2	0	1	0	0	5	7.9	
at Wake Forest	12/30/2023		28:31	2-4	.500	1-2	.500	6-7	.857	0	2	2	2.1	1	1	0	0	1	11	8.2	
at Florida St.	01/06/2024	*	20:14	2-4	.500	1-2	.500	4-5	.800	1	0	1	2.0	1	1	2	0	0	9	8.2	
Clemson	01/10/2024		27:59	8-11	.727	5-7	.714	3-4	.750	0	4	4	2.1	1	1	1	1	1	24	9.4	
Miami (FL)	01/13/2024	*	37:17	2-10	.200	2-8	.250	0-0	.000	0	1	1	2.1	2	4	2	0	1	6	9.1	
at Virginia	01/17/2024		23:57	2-8	.250	2-7	.286	2-2	1.000	0	4	4	2.2	0	1	3	0	0	8	9.1	
at NC State	01/20/2024		21:12	4-6	.667	3-5	.600	1-1	1.000	0	0	0	2.1	2	0	0	0	0	12	9.2	
Boston College	01/23/2024		20:08	2-4	.500	1-2	.500	0-0	.000	0	0	0	1.9	1	3	0	0	0	5	9.0	
Georgia Tech	01/27/2024		22:07	4-7	.571	3-6	.500	0-0	.000	1	2	3	2.0	2	3	0	1	0	11	9.1	
Duke	01/29/2024		16:33	0-1	.000	0-1	.000	0-0	.000	0	2	2	2.0	0	1	0	0	1	0	8.7	
at Miami (FL)	02/03/2024		23:16	4-8	.500	2-4	.500	0-0	.000	1	1	2	2.0	4	0	1	0	2	10	8.7	
at Notre Dame	02/10/2024		20:46	3-5	.600	2-4	.500	1-1	1.000	0	1	1	2.0	2	1	0	0	0	9	8.7	
Florida St.	02/13/2024		29:12	6-9	.667	3-4	.750	0-0	.000	1	2	3	2.0	2	0	1	0	2	15	9.0	
at North Carolina	02/17/2024		27:40	5-8	.625	4-6	.667	0-0	.000	0	1	1	2.0	1	1	1	3	1	14	9.2	
Virginia	02/19/2024		26:29	5-9	.556	2-5	.400	1-2	.500	0	4	4	2.0	1	6	1	0	0	13	9.4	
at Pittsburgh	02/24/2024		31:14	0-6	.000	0-4	.000	0-0	.000	0	1	1	2.0	1	1	0	0	1	0	9.0	
at Syracuse	02/27/2024		24:34	1-7	.143	1-4	.250	0-0	.000	0	3	3	2.0	1	1	0	0	0	3	8.8	
<b>Totals</b>			<b>7</b>	<b>677:41</b>	<b>.440</b>	<b>49-120</b>	<b>.408</b>	<b>34-43</b>	<b>.791</b>	<b>12</b>	<b>43</b>	<b>55</b>	<b>2.0</b>	<b>37</b>	<b>40</b>	<b>20</b>	<b>8</b>	<b>15</b>	<b>237</b>	<b>8.8</b>	

### Player Averages

Games Played	Minutes/game	Points/game	FG Pct	3FG Pct	FT Pct	Rebounds/game	Assists/game	Turnovers/game	Assist/Turnover ratio	Steals/game	Blocks/game
27	25.1	8.8	44.0	40.8	79.1	2.0	1.5	0.7	2.0	0.6	0.3

## PRODUCTION TRACKER

	This Season	Career
Scored 10+ Points	13	14
Led Tech in Scoring	-	-
Made Multiple 3FGs	15	16
Made 3+ 3FGs	8	9
Led Tech in 3FGM	6	6
Shot over 40% from 3	14	17
Had Multiple Assists	9	10
Had Multiple Blocks	1	1
Had Multiple Steals	3	4



## CAREER STATS

SEASON	TEAM	GP-GS	MIN/AVG	FG-FGA	FG%	3FG-3FGA	3FG%	FT-FTA	FT%	OFF	DEF	TOT	AVG	PF-FO	A	TO	BLK	STL	PTS	AVG
2022-23	UNC	25-0	150/6.0	15-40	.375	6-27	.222	16-19	.842	9	7	16	0.6	10-0	7	3	3	3	52	2.1
2023-24	VT	27-7	678/25.1	77-175	.440	49-120	.408	34-43	.791	12	43	55	2.0	37-0	40	20	8	15	237	8.8
<b>TOTAL FOR VT</b>		<b>27-7</b>	<b>678/25.1</b>	<b>77-175</b>	<b>.440</b>	<b>49-120</b>	<b>.408</b>	<b>34-43</b>	<b>.791</b>	<b>12</b>	<b>43</b>	<b>55</b>	<b>2.0</b>	<b>37-0</b>	<b>40</b>	<b>20</b>	<b>8</b>	<b>15</b>	<b>237</b>	<b>8.8</b>
<b>TOTAL</b>		<b>52-7</b>	<b>828/15.9</b>	<b>92-215</b>	<b>.428</b>	<b>55-147</b>	<b>.374</b>	<b>50-62</b>	<b>.806</b>	<b>21</b>	<b>50</b>	<b>71</b>	<b>1.4</b>	<b>47-0</b>	<b>47</b>	<b>23</b>	<b>11</b>	<b>18</b>	<b>289</b>	<b>5.6</b>

# 31 ROBBIE BERAN

**GRADUATE STUDENT** Forward | 6-9 | 215 | Agricultural and Life Sciences  
Richmond, Virginia | Northwestern



## SEASON/CAREER BESTS

### POINTS

Season 14 vs. Georgia Tech (1/27/24)  
Career 20 (2x), last vs. Prairie View (12/11/22)

### REBOUNDS

Season 13 at Notre Dame (2/10/24)  
Career 13 at Notre Dame (2/10/24)

### ASSISTS

Season 3 (4x), last at Syracuse (2/27/24)  
Career 4 (3x), last vs. Illinois (1/7/21)

### BLOCKS

Season 3 (2x), last vs. Virginia (2/19/24)  
Career 3 (5x), last vs. Virginia (2/19/24)

### STEALS

Season 2 (5x), last at NC State (1/20/24)  
Career 5 vs. Eastern Illinois (11/9/21)

### MINUTES

Season 34 vs. Boston College (1/23/24)  
Career 38 vs. Maryland (1/12/22)

### FIELD GOALS MADE

Season 4 (4x), last vs. Virginia (2/19/24)  
Career 6 (5x), last vs. Prairie View (12/11/22)

### FIELD GOALS ATTEMPTED

Season 8 at Syracuse (2/27/24)  
Career 14 at Illinois (1/18/20)

### 3-PT. FIELD GOALS MADE

Season 2 (6x), last vs. Virginia (2/19/24)  
Career 4 vs. Prairie View (12/11/22)

### 3-PT. FIELD GOALS ATTEMPTED

Season 5 (2x), last vs. Duke (1/29/24)  
Career 11 vs. Indiana (2/15/23)

### FREE THROWS MADE

Season 5 vs. Georgia Tech (1/27/24)  
Career 10 vs. Chicago State (11/7/22)

### FREE THROWS ATTEMPTED

Season 6 vs. Georgia Tech (1/27/24)  
Career 11 vs. Chicago State (11/7/22)

## CAREER STATS

SEASON	TEAM	GP-GS	MIN/AVG	FG-FGA	FG%	3FG-3FGA	3FG%	FT-FTA	FT%	OFF	DEF	TOT	AVG	PF-FO	A	TO	BLK	STL	PTS	AVG
2019-20	NU	31-18	590/19.0	55-141	.390	20-50	.400	26-40	.650	26	78	104	3.4	73-3	19	26	17	5	156	5.0
2020-21	NU	24-18	485/20.2	48-108	.444	20-57	.351	20-30	.667	10	55	65	2.7	62-3	26	15	10	7	136	5.7
2021-22	NU	31-30	677/21.8	73-156	.468	30-82	.366	21-28	.750	29	103	132	4.3	75-5	20	21	23	21	197	6.4
2022-23	NU	34-34	875/25.7	80-217	.369	39-113	.345	56-66	.848	39	114	153	4.5	69-0	21	21	24	18	255	7.5
2023-24	VT	28-23	614/21.9	61-132	.462	21-64	.328	26-31	.839	21	85	106	3.8	77-2	29	28	25	16	169	6.0
<b>TOTAL FOR VT</b>		<b>28-23</b>	<b>614/21.9</b>	<b>61-132</b>	<b>.462</b>	<b>21-64</b>	<b>.328</b>	<b>26-31</b>	<b>.839</b>	<b>21</b>	<b>85</b>	<b>106</b>	<b>3.8</b>	<b>77-2</b>	<b>29</b>	<b>28</b>	<b>25</b>	<b>16</b>	<b>169</b>	<b>6.0</b>
<b>TOTAL</b>		<b>148-123</b>	<b>3241/21.9</b>	<b>317-754</b>	<b>.420</b>	<b>130-366</b>	<b>.355</b>	<b>149-195</b>	<b>.764</b>	<b>125</b>	<b>435</b>	<b>560</b>	<b>3.8</b>	<b>356-13</b>	<b>115</b>	<b>111</b>	<b>99</b>	<b>67</b>	<b>913</b>	<b>6.2</b>

- Stretch four that will greatly impact winning with the Hokies. *Last name pronounced: bear-IN*
- Strong defender and vocal leader.
- Has learned over the course of his career how to win and close out games.
- Veteran player who has competed in over 100 career games.
- Led Northwestern to its second-ever NCAA tournament appearance in 2023.
- Owner of two dogs: Smokey (chihuahua) and Stella (Labrador retriever/mutt mix); girlfriend owns Ivy (golden retriever), so three dogs total in their household.
- Sister, Annemarie, attends VCOM in Blacksburg.
- Earned undergraduate degree in learning and organization change in 2022 from Northwestern.
- Close to finishing first master's degree in sports administration from Northwestern.
- Pursuing a master's degree in applied animal behavior and welfare.

## 2023-24 GAME-BY-GAME STATS

Opponent	Date	GS	MIN	Total		3-Pointers		Free throws		Rebounds				PF	A	TO	BLK	STL	PTS	AVG	
				FG-FGA	PCT	3FG-3FGA	PCT	FT-FTA	PCT	OFF	DEF	TOT	AVG								
Coppin St.	11/06/2023	*	14:47	1-4	.250	0-2	.000	0-0	.000	1	1	2	2.0	4	0	3	1	0	2	2.0	
vs South Carolina	11/10/2023	*	17:11	3-5	.600	1-3	.333	0-0	.000	1	0	1	1.5	0	1	0	1	0	7	4.5	
Campbell	11/15/2023	*	27:49	2-5	.400	0-2	.000	2-2	1.000	0	3	3	2.0	1	1	0	2	2	6	5.0	
Wofford	11/19/2023	*	23:25	1-3	.333	0-1	.000	1-2	.500	0	4	4	2.5	4	1	3	3	1	3	4.5	
vs Boise St.	11/23/2023	*	28:22	1-3	.333	0-0	.000	2-2	1.000	0	3	3	2.6	4	1	1	2	1	4	4.4	
vs Iowa St.	11/24/2023	*	15:54	1-4	.250	0-2	.000	2-2	1.000	1	1	2	2.5	4	0	0	0	0	4	4.3	
vs Fla. Atlantic	11/26/2023	*	17:01	0-2	.000	0-0	.000	0-0	.000	1	1	2	2.4	0	1	0	0	2	0	3.7	
at Auburn	11/29/2023	*	10:48	0-1	.000	0-1	.000	2-2	1.000	0	2	2	2.4	5	0	1	1	0	2	3.5	
Louisville	12/03/2023	*	12:47	1-7	.143	0-4	.000	0-0	.000	0	1	1	2.2	0	0	0	0	1	0	2	3.3
Valparaiso	12/09/2023	*	21:13	3-6	.500	2-4	.500	1-2	.500	1	3	4	2.4	1	3	3	1	0	9	3.9	
Vermont	12/16/2023	*	18:43	1-4	.250	1-3	.333	0-0	.000	1	6	7	2.8	2	2	1	1	2	3	3.8	
American	12/21/2023	*	20:37	3-3	1.000	1-1	1.000	0-0	.000	1	3	4	2.9	2	2	0	1	2	7	4.1	
at Wake Forest	12/30/2023	*	16:42	3-6	.500	2-4	.500	0-0	.000	0	2	2	2.8	4	2	2	2	0	8	4.4	
at Florida St.	01/06/2024	*	25:14	1-3	.333	0-2	.000	0-0	.000	0	3	3	2.9	4	0	2	1	0	2	4.2	
Clemson	01/10/2024	*	18:06	3-4	.750	2-3	.667	0-0	.000	2	6	8	3.2	2	0	2	0	0	8	4.5	
Miami (FL)	01/13/2024	*	24:58	3-7	.429	2-5	.400	0-0	.000	2	3	5	3.3	5	0	1	0	1	8	4.7	
at Virginia	01/17/2024	*	18:39	4-7	.571	2-4	.500	0-0	.000	0	6	6	3.5	4	0	2	1	0	10	5.0	
at NC State	01/20/2024	*	24:44	3-4	.750	1-1	1.000	4-4	1.000	0	3	3	3.4	3	0	1	1	2	11	5.3	
Boston College	01/23/2024	*	34:28	3-5	.600	1-2	.500	2-2	1.000	1	1	2	3.4	3	2	1	0	1	9	5.5	
Georgia Tech	01/27/2024	*	26:27	4-7	.571	1-3	.333	5-6	.833	1	8	9	3.7	3	2	1	0	0	14	6.0	
Duke	01/29/2024	*	31:34	3-7	.429	1-5	.200	0-0	.000	0	2	2	3.6	3	3	0	1	1	7	6.0	
at Miami (FL)	02/03/2024	*	29:33	4-5	.800	1-2	.500	1-2	.500	2	1	3	3.5	2	3	0	1	0	10	6.2	
at Notre Dame	02/10/2024	*	32:21	3-6	.500	1-2	.500	1-2	.500	1	12	13	4.0	4	1	1	0	0	8	6.3	
Florida St.	02/13/2024	*	13:53	1-4	.250	0-2	.000	0-0	.000	0	1	3	4.0	4	0	0	1	0	2	6.1	
at North Carolina	02/17/2024	*	17:04	0-2	.000	0-1	.000	0-0	.000	0	1	1	3.8	4	1	0	0	1	0	5.8	
Virginia	02/19/2024	*	28:06	4-4	1.000	2-2	1.000	3-3	1.000	1	3	4	3.8	0	0	1	3	0	13	6.1	
at Pittsburgh	02/24/2024	*	25:03	2-6	.333	0-2	.000	0-0	.000	1	3	4	3.9	4	0	1	0	0	4	6.0	
at Syracuse	02/27/2024	*	18:46	3-8	.375	0-1	.000	0-0	.000	2	0	2	3.8	1	3	1	0	0	6	6.0	
<b>Totals</b>			<b>23</b>	<b>614:15</b>	<b>61-132</b>	<b>.462</b>	<b>21-64</b>	<b>.328</b>	<b>26-31</b>	<b>.839</b>	<b>21</b>	<b>85</b>	<b>106</b>	<b>3.8</b>	<b>77</b>	<b>29</b>	<b>28</b>	<b>25</b>	<b>16</b>	<b>169</b>	<b>6.0</b>

## Player Averages

Games Played	Minutes/game	Points/game	FG Pct	3FG Pct	FT Pct	Rebounds/game	Assists/game	Turnovers/game	Assist/Turnover ratio	Steals/game	Blocks/game
28	21.9	6.0	46.2	32.8	83.9	3.8	1.0	1.0	1.0	0.6	0.9

## PRODUCTION TRACKER

	This Season	Career
Scored 10+ Points	5	29
Scored 20+ Points	-	2
Led Tech in Scoring	-	-
Had 10+ Rebounds	1	4
Led Tech in Rebounding	4	4
Had a Double-Double	-	2
Shot over 50% from the floor	12	41
Made 3+ 3FGs	-	7
Shot 5+ Free Throws	1	3



# 33 MICHAEL WARD

**SOPHOMORE** Guard | 6-2 | 175 | Business  
Bethesda, Maryland | Walt Whitman



- Recruited as a preferred walk-on.
- Appeared in six games, logging a total of six minutes in 2022-23.
- Averaged 15.1 points, 5.7 rebounds, 1.9 assists, and 1.4 steals per game for Whitman in 2021-22.
- Shot 38% from 3-point range (57-149) and helped lead the Vikings to a 13-9 overall record and a berth in the 4A West Regional semifinals.
- Named First-Team 4A South Division and to the Montgomery County 4A South All-Division Team.

## SEASON/CAREER BESTS

### POINTS

Season -  
Career -

### REBOUNDS

Season -  
Career -

### ASSISTS

Season -  
Career -

### BLOCKS

Season -  
Career -

### STEALS

Season -  
Career -

### MINUTES

Season 1 (2x), last vs. Virginia (2/19/24)  
Career 2 vs. Dayton (12/7/22)

### FIELD GOALS MADE

Season -  
Career -

### FIELD GOALS ATTEMPTED

Season 1 vs. Virginia (2/19/24)  
Career 2 at Louisville (2/28/23)

### 3-PT. FIELD GOALS MADE

Season -  
Career -

### 3-PT. FIELD GOALS ATTEMPTED

Season 1 vs. Virginia (2/19/24)  
Career 1 (2x), last vs. Virginia (2/19/24)

### FREE THROWS MADE

Season -  
Career -

### FREE THROWS ATTEMPTED

Season -  
Career -

## 2023-24 GAME-BY-GAME STATS

Opponent	Date	GS	MIN	Total		3-Pointers		Free throws		Rebounds				PF	A	TO	BLK	STL	PTS	AVG
				FG-FGA	PCT	3FG-3FGA	PCT	FT-FTA	PCT	OFF	DEF	TOT	AVG							
Valparaiso	12/09/2023		00:52	0-0	.000	0-0	.000	0-0	.000	0	0	0	0.0	0	0	0	0	0	0	0.0
American	12/21/2023		00:13	0-0	.000	0-0	.000	0-0	.000	0	0	0	0.0	0	0	0	0	0	0.0	
Virginia	02/19/2024		01:19	0-1	.000	0-1	.000	0-0	.000	0	0	0	0.0	0	0	0	0	0	0.0	
<b>Totals</b>		<b>0</b>	<b>02:24</b>	<b>0-1</b>	<b>.000</b>	<b>0-1</b>	<b>.000</b>	<b>0-0</b>	<b>.000</b>	<b>0</b>	<b>0</b>	<b>0</b>	<b>0.0</b>	<b>0</b>	<b>0</b>	<b>0</b>	<b>0</b>	<b>0</b>	<b>0.0</b>	

## Player Averages

Games Played	Minutes/game	Points/game	FG Pct	3FG Pct	FT Pct	Rebounds/game	Assists/game	Turnovers/game	Assist/Turnover ratio	Steals/game	Blocks/game
3	0.8	0.0	0.0	0.0	0.0	0.0	0.0	0.0	0.0	0.0	0.0

## PRODUCTION TRACKER

	This Season
Scored 5+ Points	-
Scored 10+ Points	-
Made Multiple 3FGs	-
Made 3+ 3FGs	-
Led Tech in 3FGM	-
Shot over 40% from 3	-
Played 5+ Minutes	-
Had Multiple Assists	-
Had Multiple Steals	-



## CAREER STATS

SEASON	TEAM	GP-GS	MIN/AVG	FG-FGA	FG%	3FG-3FGA	3FG%	FT-FTA	FT%	OFF	DEF	TOT	AVG	PF-FO	A	TO	BLK	STL	PTS	AVG
2022-23	VT	6-0	6/1.0	0-2	.000	0-1	.000	0-0	.000	0	0	0	0.0	0-0	0	1	0	0	0	0.0
2023-24	VT	3-0	2/0.8	0-1	.000	0-1	.000	0-0	.000	0	0	0	0.0	0-0	0	0	0	0	0	0.0
<b>TOTAL</b>		<b>9-0</b>	<b>9/1.0</b>	<b>0-3</b>	<b>.000</b>	<b>0-2</b>	<b>.000</b>	<b>0-0</b>	<b>.000</b>	<b>0</b>	<b>0</b>	<b>0</b>	<b>0.0</b>	<b>0-0</b>	<b>0</b>	<b>1</b>	<b>0</b>	<b>0</b>	<b>0</b>	<b>0.0</b>



# 34 MYLYJAE POTEAAT

SENIOR Forward | 6-9 | 265 | Sociology  
Reidsville, North Carolina | Rice



## SEASON/CAREER BESTS

### POINTS

Season 18 vs. Georgia Tech (1/27/24)  
Career 18 (2x), last vs. Georgia Tech (1/27/24)

### REBOUNDS

Season 8 at UNC (2/17/24)  
Career 11 vs. Ohio (3/19/22)

### ASSISTS

Season 2 (4x), last vs. Virginia (2/19/24)  
Career 3 vs. Jarvis Christian (2/8/22)

### BLOCKS

Season 2 (2x), last vs. Georgia Tech (1/27/24)  
Career 2 (2x), last vs. Georgia Tech (1/27/24)

### STEALS

Season 2 at Miami (2/3/24)  
Career 2 (2x), last at Miami (2/3/24)

### MINUTES

Season 24 at Pitt (2/24/24)  
Career 25 vs. Clemson (1/4/23)

### FIELD GOALS MADE

Season 6 (2x), last at Notre Dame (2/10/24)  
Career 7 at Western Kentucky (1/13/22)

### FIELD GOALS ATTEMPTED

Season 9 vs. Georgia Tech (1/27/24)  
Career 10 at Western Kentucky (1/13/22)

### 3-PT. FIELD GOALS MADE

Season -  
Career -

### 3-PT. FIELD GOALS ATTEMPTED

Season -  
Career 1 at UAB (1/23/21)

### FREE THROWS MADE

Season 6 (2x), last vs. Georgia Tech (1/27/24)  
Career 9 at Louisiana Tech (1/27/22)

### FREE THROWS ATTEMPTED

Season 8 at NC State (1/20/24)  
Career 10 at Louisiana Tech (1/27/22)

- Has drawn high praise from Coach Young since arriving in Blacksburg – credits his footwork and hands. *Name pronounced: muh-LIE-juhl POH-teet*
- Going into his senior season in the best shape he's ever been.
- Dialed up a season-high 15 points in Tech's 79-72 win over Pitt in 2022-23.
- All-ACC Academic Team honoree in 2022-23.
- Finished with a 64.2% field-goal percentage in his first season in Blacksburg.
- Tallied 311 career points and 172 career rebounds at Rice.
- Averaged 6.8 points and 3.7 rebounds per game for his career as an Owl.
- Recorded a pair of double-doubles in 2021-22.
- Connected on 70.2% (87-124) of his attempts from the floor in two seasons at Rice.
- One of five players to play all 33 games for the Owls in 2021-22.
- His 62.0 field-goal percentage was the seventh-highest in a season in program history in 2021-22.
- Reached double-figure scoring 14 times in 2021-22, leading the Owls in scoring and rebounding five times.

## 2023-24 GAME-BY-GAME STATS

Opponent	Date	GS	MIN	Total		3-Pointers		Free throws		Rebounds				PF	A	TO	BLK	STL	PTS	AVG
				FG-FGA	PCT	3FG-3FGA	PCT	FT-FTA	PCT	OFF	DEF	TOT	AVG							
Coppin St.	11/06/2023		15:25	4-5	.800	0-0	.000	1-2	.500	1	2	3	3.0	1	1	0	0	0	9	9.0
vs South Carolina	11/10/2023		13:30	3-3	1.000	0-0	.000	3-4	.750	1	0	1	2.0	2	0	1	0	1	9	9.0
Campbell	11/15/2023		14:18	3-4	.750	0-0	.000	2-2	1.000	2	1	3	2.3	1	0	1	0	0	8	8.7
Wofford	11/19/2023		14:19	2-3	.667	0-0	.000	0-0	.000	3	2	5	3.0	2	2	2	0	1	4	7.5
vs Boise St.	11/23/2023		10:51	2-2	1.000	0-0	.000	0-0	.000	1	0	1	2.6	3	1	0	1	0	4	6.8
vs Iowa St.	11/24/2023		10:57	0-1	.000	0-0	.000	1-2	.500	2	0	2	2.5	0	1	0	1	0	1	5.8
vs Fla. Atlantic	11/26/2023		15:12	2-3	.667	0-0	.000	2-4	.500	0	2	2	2.4	0	1	1	0	1	6	5.9
at Auburn	11/29/2023		09:11	1-4	.250	0-0	.000	2-2	1.000	1	1	2	2.4	2	0	0	0	0	4	5.6
Louisville	12/03/2023		15:13	3-4	.750	0-0	.000	1-1	1.000	0	2	2	2.3	2	1	0	0	0	7	5.8
Valparaiso	12/09/2023		13:09	3-4	.750	0-0	.000	0-0	.000	2	4	6	2.7	2	2	0	0	0	6	5.8
Vermont	12/16/2023		10:36	2-3	.667	0-0	.000	0-0	.000	0	1	1	2.5	1	1	0	0	0	4	5.6
American	12/21/2023		09:09	1-1	1.000	0-0	.000	3-5	.600	0	2	2	2.5	2	2	0	0	0	5	5.6
at Wake Forest	12/30/2023		06:43	1-2	.500	0-0	.000	0-0	.000	0	1	1	2.4	1	0	0	0	0	2	5.3
at Florida St.	01/06/2024		10:31	1-2	.500	0-0	.000	0-0	.000	1	5	6	2.6	5	0	0	0	0	2	5.1
Clemson	01/10/2024		18:02	2-4	.500	0-0	.000	1-2	.500	1	2	3	2.7	2	0	1	0	0	5	5.1
Miami (FL)	01/13/2024		15:03	1-2	.500	0-0	.000	0-0	.000	1	2	3	2.7	1	0	0	2	0	2	4.9
at Virginia	01/17/2024		20:10	1-3	.333	0-0	.000	0-0	.000	3	2	5	2.8	2	1	1	0	0	2	4.7
at NC State	01/20/2024		15:04	1-2	.500	0-0	.000	6-8	.750	1	1	2	2.8	2	0	0	0	1	8	4.9
Boston College	01/23/2024		14:55	3-4	.750	0-0	.000	2-2	1.000	3	1	4	2.8	2	1	0	1	0	8	5.1
Georgia Tech	01/27/2024		23:17	6-9	.667	0-0	.000	6-6	1.000	1	5	6	3.0	2	1	1	2	0	18	5.7
Duke	01/29/2024		17:10	2-5	.400	0-0	.000	0-2	.000	3	3	6	3.1	2	1	2	0	0	4	5.6
at Miami (FL)	02/03/2024		15:09	3-4	.750	0-0	.000	2-3	.667	0	1	1	3.0	4	0	1	0	2	8	5.7
at Notre Dame	02/10/2024		18:32	6-8	.750	0-0	.000	2-3	.667	3	2	5	3.1	2	1	2	0	0	14	6.1
Florida St.	02/13/2024		10:27	0-1	.000	0-0	.000	0-0	.000	0	0	0	3.0	0	0	0	0	1	0	5.8
at North Carolina	02/17/2024		21:26	5-8	.625	0-0	.000	5-5	1.000	2	6	8	3.2	3	0	1	0	0	15	6.2
Virginia	02/19/2024		17:48	5-7	.714	0-0	.000	1-4	.250	1	1	2	3.2	1	2	0	0	1	11	6.4
at Pittsburgh	02/24/2024		23:52	5-8	.625	0-0	.000	0-2	.000	3	4	7	3.3	3	0	4	0	0	10	6.5
at Syracuse	02/27/2024		11:40	5-6	.833	0-0	.000	1-1	1.000	2	4	6	3.4	2	0	1	0	0	11	6.7
<b>Totals</b>			<b>0 411:40</b>	<b>73-112</b>	<b>.652</b>	<b>0-0</b>	<b>.000</b>	<b>41-60</b>	<b>.683</b>	<b>38</b>	<b>57</b>	<b>95</b>	<b>3.4</b>	<b>52</b>	<b>19</b>	<b>19</b>	<b>7</b>	<b>8</b>	<b>187</b>	<b>6.7</b>

## Player Averages

Games Played	Minutes/game	Points/game	FG Pct	3FG Pct	FT Pct	Rebounds/game	Assists/game	Turnovers/game	Assist/Turnover ratio	Steals/game	Blocks/game
28	14.7	6.7	65.2	0.0	68.3	3.4	0.7	0.7	1.0	0.3	0.3

## PRODUCTION TRACKER

	This Season	Career
Scored 10+ Points	6	23
Had 10+ Rebounds	-	2
Had Multiple Blocks	2	2
Led Tech in Blocks	4	5
Had Multiple Steals	1	2
Shot over 50% from the floor	23	66
Played 10+ Minutes	25	70
Shot 5+ Free Throws	4	15
Had Multiple Dunks	3	6



## CAREER STATS

SEASON	TEAM	GP-GS	MIN/AVG	FG-FGA	FG%	3FG-3FGA	3FG%	FT-FTA	FT%	OFF	DEF	TOT	AVG	PF-FO	A	TO	BLK	STL	PTS	AVG
2020-21	Rice	13-0	131/10.1	19-29	.655	0-1	.000	20-25	.800	11	24	35	2.7	25-0	6	15	4	3	58	4.5
2021-22	Rice	33-3	454/13.8	93-150	.620	0-0	.000	67-99	.677	58	79	137	4.2	67-1	12	40	8	4	253	7.7
2022-23	VT	34-0	297/8.7	34-53	.642	0-0	.000	49-66	.742	28	39	67	2.0	49-0	10	16	5	5	117	3.4
2023-24	VT	28-0	412/14.7	73-112	.652	0-0	.000	41-60	.683	38	57	95	3.4	52-1	19	19	7	8	187	6.7
<b>TOTAL FOR VT</b>		<b>62-0</b>	<b>708/11.4</b>	<b>107-165</b>	<b>.648</b>	<b>0-0</b>	<b>.000</b>	<b>90-126</b>	<b>.714</b>	<b>66</b>	<b>96</b>	<b>162</b>	<b>2.6</b>	<b>101-1</b>	<b>29</b>	<b>35</b>	<b>12</b>	<b>13</b>	<b>304</b>	<b>4.9</b>
<b>TOTAL</b>		<b>108-3</b>	<b>1293/12.0</b>	<b>219-344</b>	<b>.637</b>	<b>0-1</b>	<b>.000</b>	<b>177-250</b>	<b>.708</b>	<b>135</b>	<b>199</b>	<b>334</b>	<b>3.1</b>	<b>193-2</b>	<b>47</b>	<b>90</b>	<b>24</b>	<b>20</b>	<b>615</b>	<b>5.7</b>

# 55 CONNER VENABLE

**FRESHMAN** Guard | 6-3 | 190 | Multimedia Journalism and Architecture  
Washington, D.C. | The Heights School



## SEASON/CAREER BESTS

### POINTS

Season -  
Career -

### REBOUNDS

Season 1 vs. Valparaiso (12/9/23)  
Career 1 vs. Valparaiso (12/9/23)

### ASSISTS

Season -  
Career -

### BLOCKS

Season -  
Career -

### STEALS

Season -  
Career -

### MINUTES

Season 2 vs. Vermont (12/16/23)  
Career 2 vs. Vermont (12/16/23)

### FIELD GOALS MADE

Season -  
Career -

### FIELD GOALS ATTEMPTED

Season 1 (2x), last vs. Virginia (2/19/24)  
Career 1 (2x), last vs. Virginia (2/19/24)

### 3-PT. FIELD GOALS MADE

Season -  
Career -

### 3-PT. FIELD GOALS ATTEMPTED

Season 1 vs. Virginia (2/19/24)  
Career 1 vs. Virginia (2/19/24)

### FREE THROWS MADE

Season -  
Career -

### FREE THROWS ATTEMPTED

Season 3 vs. Vermont (12/16/23)  
Career 3 vs. Vermont (12/16/23)

- Recruited as a preferred walk-on.
- Two-time WCAC All-Conference Honorable Mention in 2021-22 and 2022-2023 at The Heights School in Potomac, Md.
- As the Cavaliers' leading scorer, averaged 25.5 points, 7.2 rebounds, 6.5 assists, 4.1 steals per game across a three-year career at The Heights School.
- Led the Cavaliers' to their first WCAC win in two years.
- Brother Ra'Mond Hines played at Georgetown (2014-18) and competed in the 2015 NCAA tournament.

## 2023-24 GAME-BY-GAME STATS

Opponent	Date	GS	MIN	Total		3-Pointers		Free throws		Rebounds				PF	A	TO	BLK	STL	PTS	AVG
				FG-FGA	PCT	3FG-3FGA	PCT	FT-FTA	PCT	OFF	DEF	TOT	AVG							
Valparaiso	12/09/2023		00:52	0-1	.000	0-0	.000	0-0	.000	1	0	1	1.0	0	0	0	0	0	0	0.0
Vermont	12/16/2023		01:32	0-0	.000	0-0	.000	0-3	.000	0	0	0	0.5	0	0	0	0	0	0.0	
American	12/21/2023		00:13	0-0	.000	0-0	.000	0-0	.000	0	0	0	0.3	0	0	0	0	0	0.0	
Virginia	02/19/2024		01:19	0-1	.000	0-1	.000	0-0	.000	0	0	0	0.3	0	0	0	0	0	0.0	
<b>Totals</b>		<b>0</b>	<b>03:56</b>	<b>0-2</b>	<b>.000</b>	<b>0-1</b>	<b>.000</b>	<b>0-3</b>	<b>.000</b>	<b>1</b>	<b>0</b>	<b>1</b>	<b>0.3</b>	<b>0</b>	<b>0</b>	<b>0</b>	<b>0</b>	<b>0</b>	<b>0.0</b>	

## Player Averages

Games Played	Minutes/game	Points/game	FG Pct	3FG Pct	FT Pct	Rebounds/game	Assists/game	Turnovers/game	Assist/Turnover ratio	Steals/game	Blocks/game
4	1.0	0.0	0.0	0.0	0.0	0.3	0.0	0.0	0.0	0.0	0.0

## PRODUCTION TRACKER

	This Season
Scored 5+ Points	-
Scored 10+ Points	-
Made Multiple 3FGs	-
Made 3+ 3FGs	-
Led Tech in 3FGM	-
Shot over 40% from 3	-
Played 5+ Minutes	-
Had Multiple Assists	-
Had Multiple Steals	-



## CAREER STATS

SEASON	TEAM	GP-GS	MIN/AVG	FG-FGA	FG%	3FG-3FGA	3FG%	FT-FTA	FT%	OFF	DEF	TOT	AVG	PF-FO	A	TO	BLK	STL	PTS	AVG
2023-24	VT	4-0	4/1.0	0-2	.000	0-1	.000	0-3	.000	1	0	1	0.3	0-0	0	0	0	0	0	0.0
<b>TOTAL</b>		<b>4-0</b>	<b>4/1.0</b>	<b>0-2</b>	<b>.000</b>	<b>0-1</b>	<b>.000</b>	<b>0-3</b>	<b>.000</b>	<b>1</b>	<b>0</b>	<b>1</b>	<b>0.3</b>	<b>0-0</b>	<b>0</b>	<b>0</b>	<b>0</b>	<b>0</b>	<b>0</b>	<b>0.0</b>

# VIRGINIA TECH MEN'S BASKETBALL

## COMBINED TEAM STATS

### Game Records

Record	Overall	Home	Away	Neutral
ALL GAMES	15-13	12-2	1-9	2-2
CONFERENCE	7-10	6-2	1-8	0-0
NON-CONFERENCE	8-3	6-0	0-1	2-2

### Score by Periods

Team	1st	2nd	OT	TOT
Virginia Tech	973	1102	0	2075
Opponents	886	1086	0	1972

### Team Box Score

No.	Player				Total		3-Point		F-Throw		Rebounds											
		GP-GS	MIN	AVG	FG-FGA	FG%	3FG-3FGA	3FG%	FT-FTA	FT%	OFF	DEF	TOT	AVG	PF	DQ	A	TO	BLK	STL	PTS	AVG
3	PEDULLA, Sean	26-26	813:47	31.3	131-323	.406	46-134	.343	101-126	.802	15	96	111	4.3	58	1	115	89	1	26	409	15.7
0	CATTOOR, Hunter	27-27	879:33	32.6	111-236	.470	69-164	.421	78-87	.897	5	68	73	2.7	61	2	52	29	5	26	369	13.7
15	KIDD, Lynn	28-28	650:33	23.2	145-221	.656	0-0	.000	71-81	.877	44	137	181	6.5	53	0	33	36	12	15	361	12.9
23	NICKEL, Tyler	27-7	677:41	25.1	77-175	.440	49-120	.408	34-43	.791	12	43	55	2.0	37	0	40	20	8	15	237	8.8
34	POTEAT, Mylyjael	28-0	411:40	14.7	73-112	.652	0-0	.000	41-60	.683	38	57	95	3.4	52	1	19	19	7	8	187	6.7
2	COLLINS, MJ	26-22	734:04	28.2	60-193	.311	19-82	.232	25-27	.926	11	54	65	2.5	30	0	66	31	4	21	164	6.3
31	BERAN, Robbie	28-23	614:15	21.9	61-132	.462	21-64	.328	26-31	.839	21	85	106	3.8	77	2	29	28	25	16	169	6.0
4	LONG, Mekhi	18-5	332:34	18.5	26-62	.419	0-12	.000	15-30	.500	22	66	88	4.9	41	2	18	20	6	8	67	3.7
11	CAMDEN, John	11-0	59:24	5.4	7-19	.368	7-15	.467	5-7	.714	4	10	14	1.3	5	0	2	6	0	1	26	2.4
10	RECHSTEINER, Brandon	23-2	228:46	9.9	15-41	.366	8-31	.258	6-8	.750	2	15	17	0.7	16	0	33	18	0	4	44	1.9
13	YOUNG, Jaydon	21-0	161:23	7.7	10-32	.313	10-25	.400	4-4	1.000	1	13	14	0.7	9	0	14	5	0	4	34	1.6
5	WESSLER, Patrick	9-0	29:59	3.3	3-9	.333	0-1	.000	2-4	.500	3	7	10	1.1	4	0	1	0	4	0	8	0.9
33	WARD, Michael	3-0	02:24	0.8	0-1	.000	0-1	.000	0-0	.000	0	0	0	0.0	0	0	0	0	0	0	0	0.0
55	VENABLE, Conner	4-0	03:56	1.0	0-2	.000	0-1	.000	0-3	.000	1	0	1	0.3	0	0	0	0	0	0	0	0.0
Team											37	34	71				13					
<b>Total</b>		<b>28</b>	<b>5600</b>		<b>719-1558</b>	<b>.461</b>	<b>229-650</b>	<b>.352</b>	<b>408-511</b>	<b>.798</b>	<b>216</b>	<b>685</b>	<b>901</b>	<b>32.2</b>	<b>443</b>	<b>8</b>	<b>422</b>	<b>314</b>	<b>72</b>	<b>144</b>	<b>2075</b>	<b>74.1</b>
<b>Opponents</b>		<b>28</b>	<b>5600</b>		<b>721-1600</b>	<b>.451</b>	<b>183-541</b>	<b>.338</b>	<b>347-475</b>	<b>.731</b>	<b>252</b>	<b>642</b>	<b>894</b>	<b>31.9</b>	<b>471</b>	<b>7</b>	<b>356</b>	<b>326</b>	<b>87</b>	<b>180</b>	<b>1972</b>	<b>70.4</b>

### Team Statistics

	VT	OPP
<b>Scoring</b>	<b>2075</b>	<b>1972</b>
Points per game	74.1	70.4
Scoring margin	+3.7	-
<b>Field goals-att</b>	<b>719-1558</b>	<b>721-1600</b>
Field goal pct	.461	.451
<b>3 point fg-att</b>	<b>229-650</b>	<b>183-541</b>
3-point FG pct	.352	.338
3-pt FG made per game	8.2	6.5
<b>Free throws-att</b>	<b>408-511</b>	<b>347-475</b>
Free throw pct	.798	.731
F-Throws made per game	14.6	12.4
<b>Rebounds</b>	<b>901</b>	<b>894</b>
Rebounds per game	32.2	31.9
Rebounding margin	+0.3	-
<b>Assists</b>	<b>422</b>	<b>356</b>
Assists per game	15.1	12.7
<b>Turnovers</b>	<b>314</b>	<b>326</b>
Turnovers per game	11.2	11.6
Turnover margin	+0.4	-
Assist/turnover ratio	1.3	1.1
<b>Steals</b>	<b>144</b>	<b>180</b>
Steals per game	5.1	6.4
<b>Blocks</b>	<b>72</b>	<b>87</b>
Blocks per game	2.6	3.1
<b>Winning streak</b>	<b>0</b>	<b>-</b>
Home win streak	2	-
<b>Attendance</b>	<b>106717</b>	<b>123314</b>
Home games-Avg/Game	14-7623	10-12331
Neutral site-Avg/Game	-	4-3587

### Team Results

Date	Opponent		Score	Att.
11/06/2023	Coppin St.	W	100-55	8925
11/10/2023	vs South Carolina	L	77-79	6783
11/15/2023	Campbell	W	60-44	5899
11/19/2023	Wofford	W	98-76	4582
11/23/2023	vs Boise St.	W	82-75	2458
11/24/2023	vs Iowa St.	W	71-62	2579
11/26/2023	vs Fla. Atlantic	L	50-84	2528
11/29/2023	at Auburn	L	57-74	9121
12/03/2023	Louisville	W	75-68	8925
12/09/2023	Valparaiso	W	71-50	6107
12/16/2023	Vermont	W	73-51	4918
12/21/2023	American	W	77-55	4886
12/30/2023	at Wake Forest	L	63-86	10055
01/06/2024	at Florida St.	L	74-77	5025
01/10/2024	Clemson	W	87-72	8925
01/13/2024	Miami (FL)	L	71-75	8925
01/17/2024	at Virginia	L	57-65	14547
01/20/2024	at NC State	W	84-78	15850
01/23/2024	Boston College	W	76-71	8925
01/27/2024	Georgia Tech	W	91-67	8925
01/29/2024	Duke	L	67-77	8925
02/03/2024	at Miami (FL)	L	74-82	7234
02/10/2024	at Notre Dame	L	66-74	7394
02/13/2024	Florida St.	W	83-75	8925
02/17/2024	at North Carolina	L	81-96	21750
02/19/2024	Virginia	W	75-41	8925
02/24/2024	at Pittsburgh	L	64-79	12094
02/27/2024	at Syracuse	L	71-84	20244

# VIRGINIA TECH MEN'S BASKETBALL

## COMBINED TEAM STATS (ACC ONLY)

### Game Records

Record	Overall	Home	Away	Neutral
ALL GAMES	7-10	6-2	1-8	0-0
CONFERENCE	7-10	6-2	1-8	0-0
NON-CONFERENCE	0-0	0-0	0-0	0-0

### Score by Periods

Team	1st	2nd	OT	TOT
Virginia Tech	586	673	0	1259
Opponents	575	692	0	1267

### Team Box Score

No.	Player	Total			3-Point			F-Throw		Rebounds				Other Stats								
		GP-GS	MIN	AVG	FG-FGA	FG%	3FG-3FGA	3FG%	FT-FTA	FT%	OFF	DEF	TOT	AVG	PF	DQ	A	TO	BLK	STL	PTS	AVG
3	PEDULLA, Sean	17-17	560:02	32.9	91-219	.416	33-98	.337	72-90	.800	11	65	76	4.5	42	1	77	66	1	17	287	16.9
0	CATTOOR, Hunter	16-16	541:25	33.8	67-133	.504	39-86	.453	39-43	.907	4	40	44	2.8	35	1	36	15	2	17	212	13.3
15	KIDD, Lynn	17-17	376:09	22.1	80-131	.611	0-0	.000	22-25	.880	21	69	90	5.3	39	0	20	17	7	8	182	10.7
23	NICKEL, Tyler	17-3	425:58	25.1	51-113	.451	33-77	.429	18-22	.818	4	30	34	2.0	24	0	27	12	6	11	153	9.0
2	COLLINS, MJ	17-15	540:50	31.8	47-138	.341	18-66	.273	16-18	.889	8	40	48	2.8	21	0	49	23	3	9	128	7.5
34	POTEA, Mylyjael	17-0	275:03	16.2	50-79	.633	0-0	.000	27-39	.692	25	42	67	3.9	36	1	8	14	5	5	127	7.5
31	BERAN, Robbie	17-15	398:25	23.4	45-92	.489	16-45	.356	16-19	.842	14	58	72	4.2	50	1	17	16	12	6	122	7.2
4	LONG, Mekhi	7-2	123:09	17.6	9-23	.391	0-6	.000	5-12	.417	7	25	32	4.6	10	0	4	7	6	2	23	3.3
11	CAMDEN, John	4-0	09:08	2.3	1-3	.333	1-3	.333	2-2	1.000	0	1	1	0.3	2	0	1	1	0	0	5	1.3
13	YOUNG, Jaydon	12-0	63:20	5.3	3-9	.333	3-9	.333	2-2	1.000	1	5	6	0.5	5	0	3	1	0	0	11	0.9
10	RECHSTEINER, Brandon	12-0	71:42	6.0	4-12	.333	1-9	.111	0-0	.000	0	9	9	0.8	6	0	5	11	0	1	9	0.8
33	WARD, Michael	1-0	01:19	1.3	0-1	.000	0-1	.000	0-0	.000	0	0	0	0.0	0	0	0	0	0	0	0	0.0
55	VENABLE, Conner	1-0	01:19	1.3	0-1	.000	0-1	.000	0-0	.000	0	0	0	0.0	0	0	0	0	0	0	0	0.0
5	WESSLER, Patrick	4-0	12:08	3.0	0-2	.000	0-1	.000	0-0	.000	1	1	2	0.5	3	0	0	0	2	0	0	0.0
Team											19	16	35				9					
<b>Total</b>		<b>17</b>	<b>3400</b>		<b>448-956</b>	<b>.469</b>	<b>144-402</b>	<b>.358</b>	<b>219-272</b>	<b>.805</b>	<b>115</b>	<b>401</b>	<b>516</b>	<b>30.4</b>	<b>273</b>	<b>4</b>	<b>247</b>	<b>192</b>	<b>44</b>	<b>76</b>	<b>1259</b>	<b>74.1</b>
<b>Opponents</b>		<b>17</b>	<b>3400</b>		<b>463-992</b>	<b>.467</b>	<b>111-314</b>	<b>.354</b>	<b>230-300</b>	<b>.767</b>	<b>159</b>	<b>401</b>	<b>560</b>	<b>32.9</b>	<b>278</b>	<b>5</b>	<b>232</b>	<b>182</b>	<b>54</b>	<b>115</b>	<b>1267</b>	<b>74.5</b>

### Team Statistics

	VT	OPP
<b>Scoring</b>	<b>1259</b>	<b>1267</b>
Points per game	74.1	74.5
Scoring margin	-0.5	-
<b>Field goals-att</b>	<b>448-956</b>	<b>463-992</b>
Field goal pct	.469	.467
<b>3 point fg-att</b>	<b>144-402</b>	<b>111-314</b>
3-point FG pct	.358	.354
3-pt FG made per game	8.5	6.5
<b>Free throws-att</b>	<b>219-272</b>	<b>230-300</b>
Free throw pct	.805	.767
F-Throws made per game	12.9	13.5
<b>Rebounds</b>	<b>516</b>	<b>560</b>
Rebounds per game	30.4	32.9
Rebounding margin	-2.6	-
<b>Assists</b>	<b>247</b>	<b>232</b>
Assists per game	14.5	13.6
<b>Turnovers</b>	<b>192</b>	<b>182</b>
Turnovers per game	11.3	10.7
Turnover margin	-0.6	-
Assist/turnover ratio	1.3	1.3
<b>Steals</b>	<b>76</b>	<b>115</b>
Steals per game	4.5	6.8
<b>Blocks</b>	<b>44</b>	<b>54</b>
Blocks per game	2.6	3.2
<b>Winning streak</b>	<b>0</b>	<b>-</b>
Home win streak	2	-
<b>Attendance</b>	<b>71400</b>	<b>114193</b>
Home games-Avg/Game	8-8925	9-12688
Neutral site-Avg/Game	-	0-0

### Team Results

Date	Opponent		Score	Att.
12/03/2023	Louisville	W	75-68	8925
12/30/2023	at Wake Forest	L	63-86	10055
01/06/2024	at Florida St.	L	74-77	5025
01/10/2024	Clemson	W	87-72	8925
01/13/2024	Miami (FL)	L	71-75	8925
01/17/2024	at Virginia	L	57-65	14547
01/20/2024	at NC State	W	84-78	15850
01/23/2024	Boston College	W	76-71	8925
01/27/2024	Georgia Tech	W	91-67	8925
01/29/2024	Duke	L	67-77	8925
02/03/2024	at Miami (FL)	L	74-82	7234
02/10/2024	at Notre Dame	L	66-74	7394
02/13/2024	Florida St.	W	83-75	8925
02/17/2024	at North Carolina	L	81-96	21750
02/19/2024	Virginia	W	75-41	8925
02/24/2024	at Pittsburgh	L	64-79	12094
02/27/2024	at Syracuse	L	71-84	20244

# VIRGINIA TECH MEN'S BASKETBALL

## TEAM GAME-BY-GAME

Opponent	Date	Score	W	Total		3-Pointers		Free throws		Rebounds				PF	A	TO	BLK	STL	PTS	AVG
				FG-FGA	PCT	3FG-3FGA	PCT	FT-FTA	PCT	OFF	DEF	TOT	AVG							
Coppin St.	11/06/2023	100-55	W	32-62	.516	13-31	.419	23-29	.793	14	29	43	43.0	16	29	11	4	9	100	100.0
vs South Carolina	11/10/2023	77-79	L	26-52	.500	7-22	.318	18-22	.818	6	17	23	33.0	12	13	5	1	8	77	88.5
Campbell	11/15/2023	60-44	W	22-58	.379	4-19	.211	12-15	.800	9	25	34	33.3	11	14	7	3	6	60	79.0
Wofford	11/19/2023	98-76	W	33-58	.569	10-20	.500	22-26	.846	9	27	36	34.0	20	20	11	4	6	98	83.8
vs Boise St.	11/23/2023	82-75	W	26-55	.473	7-18	.389	23-27	.852	4	24	28	32.8	19	14	9	4	6	82	83.4
vs Iowa St.	11/24/2023	71-62	W	20-49	.408	11-28	.393	20-23	.870	8	27	35	33.2	18	16	15	1	7	71	81.3
vs Fla. Atlantic	11/26/2023	50-84	L	20-60	.333	2-17	.118	8-13	.615	9	20	29	32.6	10	8	14	0	6	50	76.9
at Auburn	11/29/2023	57-74	L	14-51	.275	6-20	.300	23-31	.742	17	27	44	34.0	25	7	21	2	5	57	74.4
Louisville	12/03/2023	75-68	W	24-55	.436	5-20	.250	22-27	.815	8	24	32	33.8	17	16	10	2	6	75	74.4
Valparaiso	12/09/2023	71-50	W	23-53	.434	10-27	.370	15-18	.833	13	28	41	34.5	10	18	15	1	5	71	74.1
Vermont	12/16/2023	73-51	W	23-54	.426	10-29	.345	17-23	.739	7	35	42	35.2	15	13	7	3	6	73	74.0
American	12/21/2023	77-55	W	32-50	.640	5-17	.294	8-12	.667	5	25	30	34.8	14	23	7	5	4	77	74.3
at Wake Forest	12/30/2023	63-86	L	24-52	.462	5-16	.313	10-14	.714	4	28	32	34.5	18	12	19	4	1	63	73.4
at Florida St.	01/06/2024	74-77	L	25-51	.490	11-23	.478	13-20	.650	7	28	35	34.6	24	9	16	4	2	74	73.4
Clemson	01/10/2024	87-72	W	31-57	.544	13-24	.542	12-14	.857	9	26	35	34.6	10	17	11	5	7	87	74.3
Miami (FL)	01/13/2024	71-75	L	28-58	.483	10-33	.303	5-6	.833	8	26	34	34.6	18	12	15	3	4	71	74.1
at Virginia	01/17/2024	57-65	L	21-54	.389	11-30	.367	4-4	1.000	4	28	32	34.4	14	14	15	1	3	57	73.1
at NC State	01/20/2024	84-78	W	26-49	.531	9-19	.474	23-28	.821	5	23	28	34.1	16	16	20	1	7	84	73.7
Boston College	01/23/2024	76-71	W	26-53	.491	8-22	.364	16-16	1.000	5	17	22	33.4	14	16	11	4	8	76	73.8
Georgia Tech	01/27/2024	91-67	W	32-58	.552	12-27	.444	15-17	.882	8	29	37	33.6	17	23	7	3	2	91	74.7
Duke	01/29/2024	67-77	L	26-58	.448	6-22	.273	9-12	.750	4	16	20	33.0	10	15	4	3	4	67	74.3
at Miami (FL)	02/03/2024	74-82	L	28-58	.483	11-30	.367	7-14	.500	7	21	28	32.7	22	15	11	2	7	74	74.3
at Notre Dame	02/10/2024	66-74	L	25-57	.439	8-24	.333	8-11	.727	7	21	28	32.5	16	13	11	0	3	66	74.0
Florida St.	02/13/2024	83-75	W	22-54	.407	11-23	.478	28-32	.875	13	22	35	32.6	21	12	11	1	6	83	74.3
at North Carolina	02/17/2024	81-96	L	28-67	.418	7-26	.269	18-20	.900	8	23	31	32.6	19	13	6	3	5	81	74.6
Virginia	02/19/2024	75-41	W	27-53	.509	8-23	.348	13-17	.765	5	27	32	32.5	6	17	7	5	4	75	74.6
at Pittsburgh	02/24/2024	64-79	L	24-59	.407	3-20	.150	13-17	.765	6	22	28	32.4	20	13	8	2	3	64	74.2
at Syracuse	02/27/2024	71-84	L	31-63	.492	6-20	.300	3-3	1.000	7	20	27	32.2	11	14	10	1	4	71	74.1
<b>Total</b>		<b>2075</b>		<b>719-1558</b>	<b>.461</b>	<b>229-650</b>	<b>.352</b>	<b>408-511</b>	<b>.798</b>	<b>216</b>	<b>685</b>	<b>901</b>	<b>32.2</b>	<b>443</b>	<b>422</b>	<b>314</b>	<b>72</b>	<b>144</b>	<b>2075</b>	<b>74.1</b>
Opponents		1972		721-1600	.451	183-541	.338	347-475	.731	252	642	894	31.9	471	356	326	87	180	1972	70.4

### Virginia Tech Averages

Games Played	Points/game	FG Pct	3FG Pct	FT Pct	Rebounds/game	Assists/game	Turnovers/game	Assist/Turnover ratio	Steals/game	Blocks/game
28	74.1	46.1	35.2	79.8	32.2	15.1	11.2	1.3	5.1	2.6

# VIRGINIA TECH MEN'S BASKETBALL

## OPPONENTS GAME-BY-GAME

Opponent	Date	Score	W	Total		3-Pointers		Free throws		Rebounds										
				FG-FGA	PCT	3FG-3FGA	PCT	FT-FTA	PCT	OFF	DEF	TOT	AVG	PF	A	TO	BLK	STL	PTS	AVG
Coppin St.	11/06/2023	100-55	W	19-51	.373	5-17	.294	12-18	.667	4	18	22	22.0	21	5	19	4	6	55	55.0
vs South Carolina	11/10/2023	77-79	L	31-55	.564	10-21	.476	7-8	.875	8	22	30	26.0	16	16	10	2	2	79	67.0
Campbell	11/15/2023	60-44	W	14-51	.275	5-19	.263	11-16	.688	14	24	38	30.0	13	10	16	3	4	44	59.3
Wofford	11/19/2023	98-76	W	26-61	.426	13-31	.419	11-16	.688	10	18	28	29.5	20	13	15	4	3	76	63.5
vs Boise St.	11/23/2023	82-75	W	27-57	.474	8-21	.381	13-16	.813	8	27	35	30.6	20	10	16	3	3	75	65.8
vs Iowa St.	11/24/2023	71-62	W	21-50	.420	5-21	.238	15-26	.577	9	21	30	30.5	19	12	13	1	9	62	65.2
vs Fla. Atlantic	11/26/2023	50-84	L	33-58	.569	9-22	.409	9-11	.818	6	34	40	31.9	15	16	15	5	10	84	67.9
at Auburn	11/29/2023	57-74	L	24-62	.387	2-16	.125	24-36	.667	17	23	40	32.9	22	12	8	7	11	74	68.6
Louisville	12/03/2023	75-68	W	23-57	.404	6-19	.316	16-18	.889	9	24	33	32.9	21	11	14	4	6	68	68.6
Valparaiso	12/09/2023	71-50	W	21-52	.404	3-24	.125	5-8	.625	5	17	22	31.8	15	10	14	2	9	50	66.7
Vermont	12/16/2023	73-51	W	21-57	.368	4-20	.200	5-9	.556	4	22	26	31.3	19	7	9	2	2	51	65.3
American	12/21/2023	77-55	W	21-54	.389	8-15	.533	5-11	.455	8	15	23	30.6	13	13	9	0	6	55	64.4
at Wake Forest	12/30/2023	63-86	L	30-68	.441	7-19	.368	19-21	.905	11	26	37	31.1	15	9	7	3	9	86	66.1
at Florida St.	01/06/2024	74-77	L	28-61	.459	3-15	.200	18-29	.621	11	21	32	31.1	19	15	10	1	8	77	66.9
Clemson	01/10/2024	87-72	W	28-63	.444	9-26	.346	7-8	.875	10	18	28	30.9	14	13	11	3	4	72	67.2
Miami (FL)	01/13/2024	71-75	L	27-57	.474	9-25	.360	12-16	.750	4	20	24	30.5	12	13	11	2	9	75	67.7
at Virginia	01/17/2024	57-65	L	25-54	.463	4-14	.286	11-16	.688	5	28	33	30.6	11	18	7	2	10	65	67.5
at NC State	01/20/2024	84-78	W	26-60	.433	6-18	.333	20-24	.833	13	19	32	30.7	22	15	18	4	14	78	68.1
Boston College	01/23/2024	76-71	W	30-60	.500	6-18	.333	5-9	.556	13	22	35	30.9	13	14	15	2	7	71	68.3
Georgia Tech	01/27/2024	91-67	W	25-66	.379	8-22	.364	9-14	.643	13	18	31	31.0	16	14	5	5	2	67	68.2
Duke	01/29/2024	67-77	L	31-56	.554	9-17	.529	6-10	.600	10	28	38	31.3	18	19	14	3	1	77	68.6
at Miami (FL)	02/03/2024	74-82	L	24-53	.453	7-16	.438	27-29	.931	10	26	36	31.5	14	8	11	3	7	82	69.2
at Notre Dame	02/10/2024	66-74	L	27-55	.491	7-20	.350	13-17	.765	8	26	34	31.6	14	14	8	0	8	74	69.4
Florida St.	02/13/2024	83-75	W	24-45	.533	8-18	.444	19-29	.655	6	17	23	31.3	26	13	13	4	10	75	69.7
at North Carolina	02/17/2024	81-96	L	35-68	.515	7-21	.333	19-23	.826	14	29	43	31.7	18	18	9	5	4	96	70.7
Virginia	02/19/2024	75-41	W	17-52	.327	2-12	.167	5-7	.714	7	21	28	31.6	16	7	12	3	4	41	69.6
at Pittsburgh	02/24/2024	64-79	L	29-57	.509	9-21	.429	12-18	.667	9	33	42	32.0	21	13	10	7	4	79	69.9
at Syracuse	02/27/2024	71-84	L	34-60	.567	4-13	.308	12-12	1.000	6	25	31	31.9	8	18	7	3	8	84	70.4
<b>Total</b>		<b>1972</b>		<b>721-1600</b>	<b>.451</b>	<b>183-541</b>	<b>.338</b>	<b>347-475</b>	<b>.731</b>	<b>252</b>	<b>642</b>	<b>894</b>	<b>31.9</b>	<b>471</b>	<b>356</b>	<b>326</b>	<b>87</b>	<b>180</b>	<b>1972</b>	<b>70.4</b>
Virginia Tech		2075		719-1558	.461	229-650	.352	408-511	.798	216	685	901	32.2	443	422	314	72	144	2075	74.1

### Opponents Averages

Games Played	Points/game	FG Pct	3FG Pct	FT Pct	Rebounds/game	Assists/game	Turnovers/game	Assist/Turnover ratio	Steals/game	Blocks/game
28	70.4	45.1	33.8	73.1	31.9	12.7	11.6	1.1	6.4	3.1

TEAM CATEGORY LEADERS

Points

##	Player	G	Pts	Pts/G
3	Pedulla, Sean	26	409	15.7
0	Cattoor, Hunter	27	369	13.7
15	Kidd, Lynn	28	361	12.9
23	Nickel, Tyler	27	237	8.8
34	Poteat, Mylyjael	28	187	6.7
31	Beran, Robbie	28	169	6.0
2	Collins, MJ	26	164	6.3
4	Long, Mekhi	18	67	3.7
10	Rechsteiner, Brandon	23	44	1.9
13	Young, Jaydon	21	34	1.6
11	Camden, John	11	26	2.4
5	Wessler, Patrick	9	8	0.9

Scoring Average

##	Player	G	Pts	Pts/G
3	Pedulla, Sean	26	409	15.7
0	Cattoor, Hunter	27	369	13.7
15	Kidd, Lynn	28	361	12.9
23	Nickel, Tyler	27	237	8.8
34	Poteat, Mylyjael	28	187	6.7
2	Collins, MJ	26	164	6.3
31	Beran, Robbie	28	169	6.0
4	Long, Mekhi	18	67	3.7
11	Camden, John	11	26	2.4
10	Rechsteiner, Brandon	23	44	1.9
13	Young, Jaydon	21	34	1.6
5	Wessler, Patrick	9	8	0.9

Field Goal Percentage

##	Player	FG	Att	Pct
15	Kidd, Lynn	145	221	.656
34	Poteat, Mylyjael	73	112	.652
0	Cattoor, Hunter	111	236	.470
31	Beran, Robbie	61	132	.462
23	Nickel, Tyler	77	175	.440
4	Long, Mekhi	26	62	.419
3	Pedulla, Sean	131	323	.406
11	Camden, John	7	19	.368
10	Rechsteiner, Brandon	15	41	.366
5	Wessler, Patrick	3	9	.333
13	Young, Jaydon	10	32	.313
2	Collins, MJ	60	193	.311

Field Goal Attempts

##	Player	G	Att	Att/G
3	Pedulla, Sean	26	323	12.4
0	Cattoor, Hunter	27	236	8.7
15	Kidd, Lynn	28	221	7.9
2	Collins, MJ	26	193	7.4
23	Nickel, Tyler	27	175	6.5

Field Goals Made

##	Player	G	Made	Made/G
15	Kidd, Lynn	28	145	5.2
3	Pedulla, Sean	26	131	5.0
0	Cattoor, Hunter	27	111	4.1
23	Nickel, Tyler	27	77	2.9
34	Poteat, Mylyjael	28	73	2.6

3-Point FG Percentage

##	Player	3FG	Att	Pct
11	Camden, John	7	15	.467
0	Cattoor, Hunter	69	164	.421
23	Nickel, Tyler	49	120	.408
13	Young, Jaydon	10	25	.400
3	Pedulla, Sean	46	134	.343
31	Beran, Robbie	21	64	.328
10	Rechsteiner, Brandon	8	31	.258
2	Collins, MJ	19	82	.232

3-Point FG Attempts

##	Player	G	Att	Att/G
0	Cattoor, Hunter	27	164	6.1
3	Pedulla, Sean	26	134	5.2
23	Nickel, Tyler	27	120	4.4
2	Collins, MJ	26	82	3.2
31	Beran, Robbie	28	64	2.3

3-Point FG Made

##	Player	G	Made	Made/G
0	Cattoor, Hunter	27	69	2.6
23	Nickel, Tyler	27	49	1.8
3	Pedulla, Sean	26	46	1.8
31	Beran, Robbie	28	21	0.8
2	Collins, MJ	26	19	0.7

TEAM CATEGORY LEADERS

Free Throw Percentage

##	Player	Made	Att	Pct
13	Young, Jaydon	4	4	1.000
2	Collins, MJ	25	27	.926
0	Cattoor, Hunter	78	87	.897
15	Kidd, Lynn	71	81	.877
31	Beran, Robbie	26	31	.839
3	Pedulla, Sean	101	126	.802
23	Nickel, Tyler	34	43	.791
10	Rechsteiner, Brandon	6	8	.750
11	Camden, John	5	7	.714
34	Poteat, Mylyjael	41	60	.683
4	Long, Mekhi	15	30	.500
5	Wessler, Patrick	2	4	.500

Free Throw Attempts

##	Player	G	Att	Att/G
3	Pedulla, Sean	26	126	4.8
0	Cattoor, Hunter	27	87	3.2
15	Kidd, Lynn	28	81	2.9
34	Poteat, Mylyjael	28	60	2.1
23	Nickel, Tyler	27	43	1.6

Free Throws Made

##	Player	G	Made	Made/G
3	Pedulla, Sean	26	101	3.9
0	Cattoor, Hunter	27	78	2.9
15	Kidd, Lynn	28	71	2.5
34	Poteat, Mylyjael	28	41	1.5
23	Nickel, Tyler	27	34	1.3

Rebounds

##	Player	G	Reb	Reb/G
15	Kidd, Lynn	28	181	6.5
3	Pedulla, Sean	26	111	4.3
31	Beran, Robbie	28	106	3.8
34	Poteat, Mylyjael	28	95	3.4
4	Long, Mekhi	18	88	4.9

Assists

##	Player	G	Ast	Ast/G
3	Pedulla, Sean	26	115	4.4
2	Collins, MJ	26	66	2.5
0	Cattoor, Hunter	27	52	1.9
23	Nickel, Tyler	27	40	1.5
15	Kidd, Lynn	28	33	1.2

Rebounds Average

##	Player	G	Reb	Reb/G
15	Kidd, Lynn	28	181	6.5
4	Long, Mekhi	18	88	4.9
3	Pedulla, Sean	26	111	4.3
31	Beran, Robbie	28	106	3.8
34	Poteat, Mylyjael	28	95	3.4

Steals

##	Player	G	Stl	Stl/G
3	Pedulla, Sean	26	26	1.0
0	Cattoor, Hunter	27	26	1.0
2	Collins, MJ	26	21	0.8
31	Beran, Robbie	28	16	0.6
15	Kidd, Lynn	28	15	0.5

Offensive Rebounds

##	Player	G	OReb	OReb/G
15	Kidd, Lynn	28	44	1.6
34	Poteat, Mylyjael	28	38	1.4
4	Long, Mekhi	18	22	1.2
31	Beran, Robbie	28	21	0.8
3	Pedulla, Sean	26	15	0.6

Blocked Shots

##	Player	G	Blk	Blk/G
31	Beran, Robbie	28	25	0.9
15	Kidd, Lynn	28	12	0.4
23	Nickel, Tyler	27	8	0.3
34	Poteat, Mylyjael	28	7	0.3
4	Long, Mekhi	18	6	0.3

Defensive Rebounds

##	Player	G	DReb	DReb/G
15	Kidd, Lynn	28	137	4.9
3	Pedulla, Sean	26	96	3.7
31	Beran, Robbie	28	85	3.0
0	Cattoor, Hunter	27	68	2.5
4	Long, Mekhi	18	66	3.7

Minutes

##	Player	G	Min	Min/G
0	Cattoor, Hunter	27	880	32:35
3	Pedulla, Sean	26	814	31:18
2	Collins, MJ	26	734	28:14
23	Nickel, Tyler	27	678	25:06
15	Kidd, Lynn	28	651	23:14



TEAM CATEGORY LEADERS

Fouls

##	Player	G	PF	PF/G
31	Beran, Robbie	28	77	2.8
0	Cattoor, Hunter	27	61	2.3
3	Pedulla, Sean	26	58	2.2
15	Kidd, Lynn	28	53	1.9
34	Poteat, Mylyjael	28	52	1.9

Turnovers

##	Player	G	TO	TO/G
3	Pedulla, Sean	26	89	3.4
15	Kidd, Lynn	28	36	1.3
2	Collins, Mj	26	31	1.2
0	Cattoor, Hunter	27	29	1.1
31	Beran, Robbie	28	28	1.0

Foul Outs

##	Player	G	FO
0	Cattoor, Hunter	27	2
31	Beran, Robbie	28	2
4	Long, Mekhi	18	2
3	Pedulla, Sean	26	1
34	Poteat, Mylyjael	28	1

TEAM GAME HIGHS

Virginia Tech - Game Highs

<b>POINTS</b>	100		Coppin St. (11/06/2023)
	98		Wofford (11/19/2023)
	91		Georgia Tech (01/27/2024)
	87		Clemson (01/10/2024)
	84		at NC State (01/20/2024)
<b>FIELD GOALS MADE</b>	33		Wofford (11/19/2023)
	32		Georgia Tech (01/27/2024)
	32		American (12/21/2023)
	32		Coppin St. (11/06/2023)
<b>FIELD GOAL ATTEMPTS</b>	67		at North Carolina (02/17/2024)
	63		at Syracuse (02/27/2024)
<b>FIELD GOAL PERCENTAGE</b>	.640	(32-50)	American (12/21/2023)
	.569	(33-58)	Wofford (11/19/2023)
<b>3 PT FG MADE</b>	13		Clemson (01/10/2024)
	13		Coppin St. (11/06/2023)
<b>3 PT FG ATTEMPTS</b>	33		Miami (FL) (01/13/2024)
	31		Coppin St. (11/06/2023)
<b>3 PT FG PERCENTAGE</b>	.542	(13-24)	Clemson (01/10/2024)
	.500	(10-20)	Wofford (11/19/2023)
<b>FREE THROWS MADE</b>	28		Florida St. (02/13/2024)
	23		at NC State (01/20/2024)
	23		at Auburn (11/29/2023)
	23		vs Boise St. (N) (11/23/2023)
	23		Coppin St. (11/06/2023)
<b>FREE THROW ATTEMPTS</b>	32		Florida St. (02/13/2024)
	31		at Auburn (11/29/2023)
<b>FREE THROW PERCENTAGE</b>	1.000	(16-16)	Boston College (01/23/2024)
	1.000	(4-4)	at Virginia (01/17/2024)
	1.000	(3-3)	at Syracuse (02/27/2024)
<b>REBOUNDS</b>	44		at Auburn (11/29/2023)
	43		Coppin St. (11/06/2023)
<b>ASSISTS</b>	29		Coppin St. (11/06/2023)
	23		Georgia Tech (01/27/2024)
	23		American (12/21/2023)
<b>STEALS</b>	9		Coppin St. (11/06/2023)
	8		Boston College (01/23/2024)
	8		vs South Carolina (N) (11/10/2023)
<b>BLOCKED SHOTS</b>	5		Virginia (02/19/2024)
	5		Clemson (01/10/2024)
	5		American (12/21/2023)
<b>TURNOVERS</b>	21		at Auburn (11/29/2023)
	20		at NC State (01/20/2024)
<b>FOULS</b>	25		at Auburn (11/29/2023)
	24		at Florida St. (01/06/2024)

OPPONENT GAME HIGHS

Opponent - Game Highs

<b>POINTS</b>	96		at North Carolina (02/17/2024)
	86		at Wake Forest (12/30/2023)
	84		at Syracuse (02/27/2024)
	84		vs Fla. Atlantic (N) (11/26/2023)
	82		at Miami (FL) (02/03/2024)
<b>FIELD GOALS MADE</b>	35		at North Carolina (02/17/2024)
	34		at Syracuse (02/27/2024)
<b>FIELD GOAL ATTEMPTS</b>	68		at North Carolina (02/17/2024)
	68		at Wake Forest (12/30/2023)
<b>FIELD GOAL PERCENTAGE</b>	.569	(33-58)	vs Fla. Atlantic (N) (11/26/2023)
	.567	(34-60)	at Syracuse (02/27/2024)
<b>3 PT FG MADE</b>	13		Wofford (11/19/2023)
	10		vs South Carolina (N) (11/10/2023)
<b>3 PT FG ATTEMPTS</b>	31		Wofford (11/19/2023)
	26		Clemson (01/10/2024)
<b>3 PT FG PERCENTAGE</b>	.533	(8-15)	American (12/21/2023)
	.529	(9-17)	Duke (01/29/2024)
<b>FREE THROWS MADE</b>	27		at Miami (FL) (02/03/2024)
	24		at Auburn (11/29/2023)
<b>FREE THROW ATTEMPTS</b>	36		at Auburn (11/29/2023)
	29		Florida St. (02/13/2024)
	29		at Miami (FL) (02/03/2024)
	29		at Florida St. (01/06/2024)
<b>FREE THROW PERCENTAGE</b>	1.000	(12-12)	at Syracuse (02/27/2024)
	.931	(27-29)	at Miami (FL) (02/03/2024)
<b>REBOUNDS</b>	43		at North Carolina (02/17/2024)
	42		at Pittsburgh (02/24/2024)
<b>ASSISTS</b>	19		Duke (01/29/2024)
	18		at Syracuse (02/27/2024)
	18		at North Carolina (02/17/2024)
	18		at Virginia (01/17/2024)
<b>STEALS</b>	14		at NC State (01/20/2024)
	11		at Auburn (11/29/2023)
<b>BLOCKED SHOTS</b>	7		at Pittsburgh (02/24/2024)
	7		at Auburn (11/29/2023)
<b>TURNOVERS</b>	19		Coppin St. (11/06/2023)
	18		at NC State (01/20/2024)
<b>FOULS</b>	26		Florida St. (02/13/2024)
	22		at NC State (01/20/2024)
	22		at Auburn (11/29/2023)

TEAM GAME LOWS

Virginia Tech - Game Lows

<b>POINTS</b>	50		vs Fla. Atlantic (N) (11/26/2023)
	57		at Virginia (01/17/2024)
	57		at Auburn (11/29/2023)
	60		Campbell (11/15/2023)
	63		at Wake Forest (12/30/2023)
<b>FIELD GOALS MADE</b>	14		at Auburn (11/29/2023)
	20		vs Fla. Atlantic (N) (11/26/2023)
	20		vs Iowa St. (N) (11/24/2023)
<b>FIELD GOAL ATTEMPTS</b>	49		at NC State (01/20/2024)
	49		vs Iowa St. (N) (11/24/2023)
<b>FIELD GOAL PERCENTAGE</b>	.275	(14-51)	at Auburn (11/29/2023)
	.333	(20-60)	vs Fla. Atlantic (N) (11/26/2023)
<b>3 PT FG MADE</b>	2		vs Fla. Atlantic (N) (11/26/2023)
	3		at Pittsburgh (02/24/2024)
<b>3 PT FG ATTEMPTS</b>	16		at Wake Forest (12/30/2023)
	17		American (12/21/2023)
	17		vs Fla. Atlantic (N) (11/26/2023)
<b>3 PT FG PERCENTAGE</b>	.118	(2-17)	vs Fla. Atlantic (N) (11/26/2023)
	.150	(3-20)	at Pittsburgh (02/24/2024)
<b>FREE THROWS MADE</b>	3		at Syracuse (02/27/2024)
	4		at Virginia (01/17/2024)
<b>FREE THROW ATTEMPTS</b>	3		at Syracuse (02/27/2024)
	4		at Virginia (01/17/2024)
<b>FREE THROW PERCENTAGE</b>	.500	(7-14)	at Miami (FL) (02/03/2024)
	.615	(8-13)	vs Fla. Atlantic (N) (11/26/2023)
<b>REBOUNDS</b>	20		Duke (01/29/2024)
	22		Boston College (01/23/2024)
<b>ASSISTS</b>	7		at Auburn (11/29/2023)
	8		vs Fla. Atlantic (N) (11/26/2023)
<b>STEALS</b>	1		at Wake Forest (12/30/2023)
	2		Georgia Tech (01/27/2024)
	2		at Florida St. (01/06/2024)
<b>BLOCKED SHOTS</b>	0		at Notre Dame (02/10/2024)
	0		vs Fla. Atlantic (N) (11/26/2023)
<b>TURNOVERS</b>	4		Duke (01/29/2024)
	5		vs South Carolina (N) (11/10/2023)
<b>FOULS</b>	6		Virginia (02/19/2024)
	10		Duke (01/29/2024)
	10		Clemson (01/10/2024)
	10		Valparaiso (12/09/2023)
	10		vs Fla. Atlantic (N) (11/26/2023)

OPPONENT GAME LOWS

Opponent - Game Lows

<b>POINTS</b>	41		Virginia (02/19/2024)
	44		Campbell (11/15/2023)
	50		Valparaiso (12/09/2023)
	51		Vermont (12/16/2023)
	55		American (12/21/2023)
	55		Coppin St. (11/06/2023)
<b>FIELD GOALS MADE</b>	14		Campbell (11/15/2023)
	17		Virginia (02/19/2024)
<b>FIELD GOAL ATTEMPTS</b>	45		Florida St. (02/13/2024)
	50		vs Iowa St. (N) (11/24/2023)
<b>FIELD GOAL PERCENTAGE</b>	.275	(14-51)	Campbell (11/15/2023)
	.327	(17-52)	Virginia (02/19/2024)
<b>3 PT FG MADE</b>	2		Virginia (02/19/2024)
	2		at Auburn (11/29/2023)
<b>3 PT FG ATTEMPTS</b>	12		Virginia (02/19/2024)
	13		at Syracuse (02/27/2024)
<b>3 PT FG PERCENTAGE</b>	.125	(3-24)	Valparaiso (12/09/2023)
	.125	(2-16)	at Auburn (11/29/2023)
<b>FREE THROWS MADE</b>	5		Virginia (02/19/2024)
	5		Boston College (01/23/2024)
	5		American (12/21/2023)
	5		Vermont (12/16/2023)
	5		Valparaiso (12/09/2023)
<b>FREE THROW ATTEMPTS</b>	7		Virginia (02/19/2024)
	8		Clemson (01/10/2024)
	8		Valparaiso (12/09/2023)
	8		vs South Carolina (N) (11/10/2023)
<b>FREE THROW PERCENTAGE</b>	.455	(5-11)	American (12/21/2023)
	.556	(5-9)	Boston College (01/23/2024)
	.556	(5-9)	Vermont (12/16/2023)
<b>REBOUNDS</b>	22		Valparaiso (12/09/2023)
	22		Coppin St. (11/06/2023)
<b>ASSISTS</b>	5		Coppin St. (11/06/2023)
	7		Virginia (02/19/2024)
	7		Vermont (12/16/2023)
<b>STEALS</b>	1		Duke (01/29/2024)
	2		Georgia Tech (01/27/2024)
	2		Vermont (12/16/2023)
	2		vs South Carolina (N) (11/10/2023)
<b>BLOCKED SHOTS</b>	0		at Notre Dame (02/10/2024)
	0		American (12/21/2023)
<b>TURNOVERS</b>	5		Georgia Tech (01/27/2024)
	7		at Syracuse (02/27/2024)
	7		at Virginia (01/17/2024)
	7		at Wake Forest (12/30/2023)
<b>FOULS</b>	8		at Syracuse (02/27/2024)
	11		at Virginia (01/17/2024)

# VIRGINIA TECH MEN'S BASKETBALL

## BOX SCORES

### GAME 1: COPPIN STATE



Official Basketball Box Score - Final  
**Coppin St. at Virginia Tech**  
11/06/23 Cassell Coliseum, Blacksburg, Va.  
2023-24 Men's Basketball

Game Time: 8:01 PM  
Game Duration: 1:53  
Attendance: 8,985

Officials: Mark Schnur, Isaac Barnett, Paul Tuomey

Coppin St. - 55		Record: 0-1															
NO.	Name	Min	FG	3P	FT	Rebounds	Fouls	TP	AS	TO	ST	Blocks	+	-			
			M-A	M-A	M-A	OR	DR	TOT	PF	FD		BS	BA				
4	Khalil Horton	21:45	0-2	0-1	0-0	2	2	2	1	0	1	3	0	0	-19		
35	Justin Winston	18:55	2-9	2-5	6-6	0	2	2	3	4	12	1	2	0	-19		
2	Zahree Harrison	G 25:15	1-4	0-2	0-0	0	2	2	3	1	2	1	3	1	0	-30	
13	Preist Ryan	G 23:11	5-12	1-2	1-1	0	2	2	0	1	12	0	0	0	0	-24	
23	Camaren Sparrow	G 25:32	2-3	1-1	2-2	0	0	0	1	2	7	1	0	1	0	-20	
0	Malik Battle	18:46	1-4	1-3	0-2	0	1	1	3	2	3	1	2	0	0	-26	
5	Greg Sparlock	07:01	0-0	0-0	0-0	0	1	1	3	1	0	0	2	0	1	-10	
20	Toto Fagbenle	21:20	4-6	0-0	2-2	1	4	5	2	1	10	0	2	3	1	0	-31
10	Ryan Archey	19:13	4-10	0-2	0-2	1	0	1	3	1	8	0	0	0	0	-26	
33	Luka Tekavcic	10:05	0-0	0-0	1-2	0	1	1	1	2	1	0	2	1	0	-8	
1	Daquan Copeland	05:14	0-1	0-1	0-0	0	1	1	0	0	0	0	1	0	0	-9	
24	Ronnie Williams	01:17	0-0	0-0	0-0	0	0	0	0	0	0	0	0	0	0	-3	
11	Donald Ferguson	04:26	0-0	0-0	0-0	0	0	0	0	0	0	0	0	1	0	0	
Team						2	2	4			0						
<b>Totals</b>		19:51	5-17	12-18	4	18	22	21	16	55	5	19	6	4	4	-45	

Technical Fouls: NONE

Virginia Tech - 100		Record: 1-0															
NO.	Name	Min	FG	3P	FT	Rebounds	Fouls	TP	AS	TO	ST	Blocks	+	-			
			M-A	M-A	M-A	OR	DR	TOT	PF	FD		BS	BA				
31	Robbie Beran	F 14:47	1-4	0-2	0-0	1	1	2	4	0	2	0	3	0	1	0	8
15	Lynn Kidd	C 22:53	6-6	0-0	2-5	3	8	11	1	4	14	0	3	0	1	0	25
0	Hunter Cattoor	G 26:17	3-5	3-5	4-4	0	2	2	2	2	13	4	1	1	1	0	25
2	MJ Collins	G 21:31	1-8	0-3	4-4	1	1	2	2	3	6	2	0	1	0	1	16
3	Sean Pedulla	G 26:16	5-11	3-7	2-2	1	3	4	2	4	15	1	2	2	0	0	24
4	Mekhi Long	22:06	2-4	0-1	2-4	1	3	4	3	2	6	3	0	2	0	1	32
23	Tyler Nickel	20:06	4-9	2-6	2-2	3	4	7	1	1	12	1	0	1	0	1	28
34	Myljael Poteat	15:25	4-5	0-0	1-2	1	2	3	1	1	9	1	0	0	0	1	21
13	Jaydon Young	13:39	2-4	2-3	2-2	0	2	2	0	1	8	5	1	2	0	1	19
10	Brandon Rechsteiner	11:24	3-4	2-3	4-4	1	1	2	0	3	12	3	0	1	0	0	18
11	John Camden	05:36	1-2	1-1	0-0	0	2	2	0	0	3	0	1	0	0	0	9
Team						2	0	2			0						
<b>Totals</b>		32:62	13-31	23-29	14	29	43	16	21	100	29	11	9	4	4	45	

Technical Fouls: NONE

Eagles		Hokies		Points from		Eagles		Hokies		Period by Period Scoring		
Biggest lead	1 (1 <sup>st</sup> 17:03)	47 (2 <sup>nd</sup> 1:21)	Turnovers	4	30	1st	2nd	TOT	Eagles	19	36	55
Best Scoring Run	5 (2 <sup>nd</sup> 6:26)	14 (1 <sup>st</sup> 7:41)	Paint	18	36	Hokies	45	55	100			
Lead Changes	2	2	Second Chance	2	8							
Times Tied	0	0	Fast Breaks	2	10							
Time with Lead	00:27	38:43	Bench	22	50							

### GAME 3: CAMPBELL



Official Basketball Box Score - Final  
**Campbell at Virginia Tech**  
11/15/23 Cassell Coliseum, Blacksburg, Va.  
2023-24 Men's Basketball

Game Time: 6:00 PM  
Game Duration: 1:52  
Attendance: 5,899

Officials: Ted Valentine, Doug Shows, Anthony Eades

Campbell - 44		Record: 1-2														
NO.	Name	Min	FG	3P	FT	Rebounds	Fouls	TP	AS	TO	ST	Blocks	+	-		
			M-A	M-A	M-A	OR	DR	TOT	PF	FD		BS	BA			
22	Laurynas Vaistasas	F 16:07	0-6	0-3	3-4	1	4	5	3	2	3	1	1	0	0	-13
0	Gediminas Mokseckas	G 25:38	2-5	1-3	0-0	1	1	2	1	0	5	2	0	0	0	-20
1	Tasos Cook	G 13:41	1-2	1-1	0-0	0	1	1	0	0	3	0	2	0	0	-12
0	Mason Grant	G 18:54	0-4	0-0	0-0	1	2	3	0	0	0	1	0	2	0	-17
30	Anthony Dell'Orso	G 38:33	2-13	1-3	1-3	2	6	8	0	3	6	4	5	0	0	-14
2	Colby Duggan	16:11	1-2	1-2	0-0	1	1	2	0	3	1	0	0	0	0	-1
13	Jasin Sinani	26:30	2-5	1-3	0-0	2	3	5	1	0	5	0	0	0	0	-6
35	Alex Kotov	23:52	2-6	0-1	5-6	1	3	4	1	3	9	2	2	3	0	-3
5	Elijah Walsh	20:33	4-8	0-3	2-3	3	6	2	3	3	10	1	1	0	0	4
Team						3	0	3			0					
<b>Totals</b>		14:51	5-19	11-16	14	24	38	13	11	44	10	16	4	3	3	-16

Technical Fouls: NONE

Virginia Tech - 60		Record: 2-1														
NO.	Name	Min	FG	3P	FT	Rebounds	Fouls	TP	AS	TO	ST	Blocks	+	-		
			M-A	M-A	M-A	OR	DR	TOT	PF	FD		BS	BA			
31	Robbie Beran	F 27:49	2-5	0-2	2-2	0	3	3	1	1	6	1	2	2	1	15
15	Lynn Kidd	C 24:48	9-12	0-0	6-7	5	10	15	2	4	24	1	0	0	0	11
0	Hunter Cattoor	G 35:01	4-11	4-9	0-0	0	4	4	0	2	12	0	0	0	0	15
2	MJ Collins	G 32:44	2-10	0-3	0-0	3	3	0	4	4	1	2	1	0	0	17
3	Sean Pedulla	G 25:50	2-9	0-3	1-2	0	2	2	4	3	5	1	2	0	0	17
4	Mekhi Long	13:05	0-2	0-0	1-2	1	1	2	2	1	0	1	0	0	0	1
34	Myljael Poteat	14:18	3-4	0-0	2-2	2	1	3	1	1	8	0	1	0	0	5
13	Jaydon Young	12:15	0-4	0-2	0-0	0	0	0	0	0	1	0	0	0	0	0
10	Brandon Rechsteiner	14:10	0-1	0-0	0-0	0	0	0	0	0	2	0	0	0	0	-1
Team						1	1	2			0					
<b>Totals</b>		22:58	4-19	12-15	9	25	34	11	13	60	14	7	6	3	3	16

Technical Fouls: NONE

CU		Hokies		Points from		CU		Hokies		Period by Period Scoring		
Biggest lead	0 (1 <sup>st</sup> 20:00)	19 (2 <sup>nd</sup> 15:05)	Turnovers	9	12	1st	2nd	TOT	CU	16	28	44
Best Scoring Run	7 (2 <sup>nd</sup> 13:10)	10 (1 <sup>st</sup> 13:45)	Paint	18	30	Hokies	26	34	60			
Lead Changes	0	0	Second Chance	14	11							
Times Tied	1	1	Fast Breaks	4	6							
Time with Lead	00:00	37:52	Bench	27	9							

### GAME 2: SOUTH CAROLINA



Official Basketball Box Score - Final  
**Virginia Tech at South Carolina**  
11/10/23 Spectrum Center, Charlotte, N.C.  
2023-24 Men's Basketball

Game Time: 9:30 PM  
Game Duration: 2:05  
Attendance: 6,783

Officials: Tony Greene, Ted Valentine, KB Burdett

Virginia Tech - 77		Record: 1-1															
NO.	Name	Min	FG	3P	FT	Rebounds	Fouls	TP	AS	TO	ST	Blocks	+	-			
			M-A	M-A	M-A	OR	DR	TOT	PF	FD		BS	BA				
31	Robbie Beran	F 17:11	3-5	1-3	0-0	1	0	1	0	0	7	1	0	0	1	0	3
15	Lynn Kidd	C 26:28	5-7	0-0	2-2	1	5	6	2	2	12	2	2	2	0	0	4
0	Hunter Cattoor	G 40:00	4-12	3-10	2-2	0	4	4	3	4	13	0	0	0	0	0	-2
2	MJ Collins	G 17:51	1-3	0-0	0-0	0	0	0	0	1	0	2	2	0	2	0	1
3	Sean Pedulla	G 38:29	7-13	3-6	9-11	1	8	9	1	5	26	5	2	1	0	1	-2
23	Tyler Nickel	22:09	0-3	0-2	2-2	0	0	0	0	1	1	2	1	0	0	0	-4
34	Myljael Poteat	13:30	3-3	0-0	3-4	1	0	1	2	3	9	0	1	1	0	0	6
4	Mekhi Long	22:51	3-5	0-0	1-1	0	1	0	1	3	1	6	2	0	2	0	0
10	Brandon Rechsteiner	01:31	0-1	0-1	0-0	0	0	0	0	0	0	0	0	0	0	0	0
Team						1											

# VIRGINIA TECH MEN'S BASKETBALL

## BOX SCORES

### GAME 5: BOISE STATE

NCAA		Official Basketball Box Score - Final										Boise St. at Virginia Tech		Game Time: 8:00 PM		Game Duration: 2:00		Attendance: 2,458		
Boise St. - 75		Record: 2-2										Officials: Doug Simmons, Chance Moore, Nomi Kidwai								
NO. Name	Min	FG	3P	FT	Rebounds	Fouls	TP	AS	TO	ST	Blocks	BS	BA	+	-	Shooting By Period				
		M/A	M/A	M/A	OR DR TOT	PF	FD				BS	BA				1st	2nd	3rd	4th	
2 Tyson Degenhart	F	36:26	5-7	0-1	8-9	3	5	8	2	10	18	2	0	0	2	0	-1	1st FG%	17-35	48.6%
31 Cam Martin	F	27:13	2-6	0-1	4-4	1	3	4	2	4	8	1	3	1	0	0	-1	3PT%	5-12	41.7%
11 Chibuzo Agbo	G	36:07	6-12	3-8	0-0	1	8	9	4	1	15	1	2	0	0	0	-2	FT%	2-4	50%
12 Max Rice	G	33:39	5-12	2-7	0-0	0	5	5	3	1	12	2	6	0	0	0	-3	2nd FG%	10-22	45.5%
15 Jacx Whiting	G	19:16	2-4	0-0	0-0	0	1	1	1	0	4	0	1	2	0	0	-1	3PT%	3-9	33.3%
0 Rodde Anderson III		13:08	1-5	1-2	0-0	0	1	1	3	0	3	2	1	0	0	0	-5	FT%	11-12	91.7%
1 O'Mar Stanley		25:34	5-9	2-2	1-3	1	2	3	2	3	13	2	1	0	0	1	-8	GM FG%	27-57	47.4%
5 RJ Keane		06:08	1-2	0-0	0-0	1	1	2	0	0	2	0	0	0	0	0	-5	3PT%	8-21	38.1%
3 Kobe Young		01:32	0-0	0-0	0-0	0	0	0	0	0	0	0	0	0	0	0	-1	FT%	13-16	81.3%
13 Andrew Meadow		00:57	0-0	0-0	0-0	0	1	1	0	0	0	0	0	0	0	0	-2	Dead Ball Rebounds: 1, 0		
Team					1	0	1				0									
<b>Totals</b>			27-57	8-21	19-16	8	27	35	21	19	75	10	16	3	3	4	-7			

NCAA		Official Basketball Box Score - Final										Boise St. at Virginia Tech		Game Time: 8:00 PM		Game Duration: 2:00		Attendance: 2,458		
Virginia Tech - 82		Record: 4-1										Technical Fouls: Coach 1 <sup>st</sup> , 16								
NO. Name	Min	FG	3P	FT	Rebounds	Fouls	TP	AS	TO	ST	Blocks	BS	BA	+	-	Shooting By Period				
		M/A	M/A	M/A	OR DR TOT	PF	FD				BS	BA				1st	2nd	3rd	4th	
31 Robbie Beran	F	28:22	1-3	0-0	2-2	0	3	3	4	1	1	1	1	2	1	5	1st FG%	14-29	48.3%	
15 Lynn Kidd	C	28:52	6-8	0-0	7-7	1	5	6	2	6	19	1	1	1	0	11	3PT%	4-10	40.0%	
0 Hunter Cattoor	G	36:51	5-11	5-10	4-5	0	1	1	3	4	19	1	1	1	0	13	FT%	12-13	92.3%	
2 MJ Collins	G	08:19	0-3	0-1	0-0	0	0	0	3	0	0	0	0	0	0	-4	2nd FG%	12-26	46.2%	
3 Sean Pedulla	G	36:08	5-16	1-3	7-8	0	6	6	1	6	17	3	2	0	2	8	3PT%	3-8	37.5%	
4 Mekhi Long		11:55	2-2	0-0	0-0	1	4	5	3	0	4	1	1	0	0	12	FT%	11-14	78.6%	
23 Tyler Nickel		31:41	5-10	1-4	3-5	1	3	4	0	3	14	2	1	1	0	11	GM FG%	26-55	47.3%	
34 Mylajael Poteat		10:51	2-2	0-0	0-0	1	0	1	3	0	4	1	0	0	0	-4	3PT%	7-18	38.9%	
10 Brandon Rechsteiner		03:52	0-0	0-0	0-0	0	1	1	0	0	0	0	0	0	0	-1	FT%	23-27	85.2%	
13 Jaydon Young		03:09	0-0	0-0	0-0	0	0	0	0	0	0	0	0	0	0	-6	Dead Ball Rebounds: 2, 0			
Team					0	1					0									
<b>Totals</b>			26-55	7-18	23-27	4	24	28	19	20	82	14	9	6	4	3	7			

BSU		VAT		Points from Turnovers		BSU		VAT		Period by Period Scoring		
Biggest lead	12 (1 <sup>st</sup> 16:29)	9 (2 <sup>nd</sup> 0:19)	Paint	36	32	1st	2nd	TOT	BSU	41	34	75
Best Scoring Run	9 (1 <sup>st</sup> 16:29)	14 (1 <sup>st</sup> 2:26)	Second Chance	10	2	VAT	44	38	82			
Lead Changes	3	4	Fast Breaks	12	19							
Times Tied	4		Bench	18	22							
Time with Lead	21:12	16:55										

### GAME 6: IOWA STATE

NCAA		Official Basketball Box Score - Final										Iowa St. at Virginia Tech		Game Time: 5:30 PM		Game Duration: 2:01				
Iowa St. - 62		Record: 5-1										Officials: Rick Crawford, Don Dalry, Courtney Green								
NO. Name	Min	FG	3P	FT	Rebounds	Fouls	TP	AS	TO	ST	Blocks	BS	BA	+	-	Shooting By Period				
		M/A	M/A	M/A	OR DR TOT	PF	FD				BS	BA				1st	2nd	3rd	4th	
0 Tre King	F	24:32	3-6	0-1	4-4	1	6	7	4	3	10	1	2	1	0	1	-9	1st FG%	11-27	40.7%
12 Robert Jones	F	23:14	2-3	0-0	1-2	3	4	7	1	1	5	0	1	0	0	1	3PT%	2-9	22.2%	
22 Milan Momcilovic	F	35:19	7-10	3-5	4-5	1	2	4	4	2	21	0	2	0	0	-4	FT%	6-9	66.7%	
3 Tamin Lipsey	G	35:37	6-13	1-3	5-8	3	2	5	2	6	18	4	5	3	0	-12	2nd FG%	10-23	43.5%	
10 Keshon Gilbert	G	30:21	1-6	0-4	1-6	0	3	3	4	3	3	4	2	2	0	0	-4	3PT%	3-12	25.0%
5 Curtis Jones		25:49	1-8	1-7	0-0	0	2	2	0	0	3	2	0	1	0	-11	FT%	9-17	52.9%	
33 Omata Bilow		04:22	0-0	0-0	0-0	0	1	1	0	0	0	0	1	0	0	-4	GM FG%	21-50	42.0%	
4 Demarion Watson		07:29	0-0	0-0	0-0	0	1	1	0	0	0	0	0	0	0	-5	3PT%	5-21	23.8%	
1 Jackson Paveletzke		13:18	1-4	0-1	0-1	0	1	1	1	2	1	0	0	0	0	0	-3	FT%	15-26	57.7%
Team					1	0	1				0									
<b>Totals</b>			21-50	5-21	15-26	9	21	30	19	18	62	12	13	9	1	-9				

NCAA		Official Basketball Box Score - Final										Iowa St. at Virginia Tech		Game Time: 5:30 PM		Game Duration: 2:01				
Virginia Tech - 71		Record: 5-1										Technical Fouls: NONE								
NO. Name	Min	FG	3P	FT	Rebounds	Fouls	TP	AS	TO	ST	Blocks	BS	BA	+	-	Shooting By Period				
		M/A	M/A	M/A	OR DR TOT	PF	FD				BS	BA				1st	2nd	3rd	4th	
31 Robbie Beran	F	15:54	1-4	0-2	2-2	1	1	2	4	2	4	0	0	0	0	0	0	1st FG%	8-18	44.4%
15 Lynn Kidd	C	28:32	5-6	0-0	3-3	1	3	4	2	4	13	2	3	1	0	0	3	3PT%	6-7	85.7%
0 Hunter Cattoor	G	25:42	4-9	3-7	7-8	0	3	3	5	3	18	1	1	1	0	0	5	FT%	7-21	33.3%
2 MJ Collins	G	27:46	1-8	0-3	2-2	1	4	5	1	1	4	3	2	4	0	9	2nd FG%	9-10	30.0%	
3 Sean Pedulla	G	32:56	5-9	5-7	2-2	0	4	4	2	5	17	6	5	1	0	14	3PT%	3-16	87.5%	
4 Mekhi Long		23:59	1-4	0-2	2-2	1	7	8	2	1	4	1	2	0	0	9	FT%	3-10	30.0%	
34 Mylajael Poteat		10:57	0-1	0-0	1-2	2	0	2	0	1	1	1	0	0	0	6	GM FG%	20-49	40.8%	
23 Tyler Nickel		07:10	3-7	3-6	1-2	2	1	3	1	2	10	1	2	0	0	-4	3PT%	11-28	39.3%	
10 Brandon Rechsteiner		07:04	0-1	0-1	0-0	0	0	0	1	0	0	0	0	0	0	-5	FT%	20-23	87.0%	
Team					0	4					0									
<b>Totals</b>			20-49	11-28	20-23	8	27	35	18	17	71	16	15	7	1	9				

ISU		VAT		Points from Turnovers		ISU		VAT		Period by Period Scoring		
Biggest lead	3 (1 <sup>st</sup> 18:05) <th>12 (1<sup>st</sup> 0:10) <th>Paint</th> <th>26</th> <th>16</th> <th>1st</th> <th>2nd</th> <th>TOT</th> <th>ISU</th> <th>30</th> <th>32</th> <th>62</th> </th>	12 (1 <sup>st</sup> 0:10) <th>Paint</th> <th>26</th> <th>16</th> <th>1st</th> <th>2nd</th> <th>TOT</th> <th>ISU</th> <th>30</th> <th>32</th> <th>62</th>	Paint	26	16	1st	2nd	TOT	ISU	30	32	62
Best Scoring Run	9 (2 <sup>nd</sup> 8:44)	9 (1 <sup>st</sup> 2:27)	Second Chance	8	5	VAT	40	31	71			
Lead Changes	8	8	Fast Breaks	8	5							
Times Tied	7		Bench	5	15							
Time with Lead	05:19	29:08										

### GAME 7: FLORIDA ATLANTIC

NCAA		Official Basketball Box Score - Final										Fla. Atlantic at Virginia Tech		Game Time: 1:00 PM		Game Duration: 1:50		Attendance: 2,528		
Fla. Atlantic - 84		Record: 5-1										Officials: Doug Simmons, Byron Jarrett, Chance Moore								
NO. Name	Min	FG	3P	FT	Rebounds	Fouls	TP	AS	TO	ST	Blocks	BS	BA	+	-	Shooting By Period				
		M/A	M/A	M/A	OR DR TOT	PF	FD				BS	BA				1st	2nd	3rd	4th	
50 Vladislav Goldin	F	21:52	7-7	0-0	0-0	1	3	4	3	0	14	0	1	0	0	19	1st FG%	10-28	35.7%	
6 Johnell Davis	G	20:41	5-8	2-3	0-0	0	7	7	3	0	12	1	5	2	1	0	21	3PT%	3-10	30.0%
12 Jalen Gaffney	G	34:11	4-7	1-2	0-0	2	4	6	0	1	9	6	0	1	0	37	FT%	4-5	80%	
15 Ajjiah Martin	G	28:17	5-9	3-4	4-4	1	7	8	0	4	17	4	2	1	0	30	2nd FG%	10-32	31.3%	
23 Brandon Weatherspoon	G	29:18	2-8	2-8																

# VIRGINIA TECH MEN'S BASKETBALL

## BOX SCORES

### GAME 9: LOUISVILLE

Louisville - 68		Record: 4-4 (0-1)												
NO. Name	Min	FG	3P	FT	Rebounds	Fouls	TP	AS	TO	ST	Blocks	BS	BA	+/-
0 Mike James	F 33:26	4-12	2-5	0-0	2 7 9	4 2	10	4	1	1	0	0	0	-8
5 Brandon Huntley-Hatfield	F 38:01	4-6	0-1	6-6	2 7 9	3 5	14	0	1	0	1	0	-1	
12 JJ Traynor	F 27:36	3-7	1-2	1-2	2 3 5	2 1	8	0	0	0	2	0	0	
22 Tre White	G 34:18	4-10	1-4	1-1	0 3 3	1 2	10	4	3	3	1	0	0	
55 Skyy Clark	G 36:10	4-12	1-4	7-8	0 2 2	4 5	16	3	3	0	0	2	1	
4 Ty-Laur Johnson	19:03	4-8	1-3	1-1	1 1 2	3 2	10	0	2	0	0	0	-10	
1 Curtis Williams	05:35	0-2	0-0	0-0	0 0 0	0 0	0	0	0	0	0	0	-10	
34 Emmanuel Okorofor	01:59	0-0	0-0	0-0	0 0 0	0 0	0	0	0	0	0	0	-6	
10 Kaleb Glenn	03:52	0-0	0-0	0-0	0 0 0	0 0	0	0	0	0	0	0	-5	
Team					2 1 3									
<b>Totals</b>		23-57	6-19	16-18	9 24 33	21 17	68	11	14	6	4	2	-7	

Virginia Tech - 75		Record: 6-3 (1-0)												
NO. Name	Min	FG	3P	FT	Rebounds	Fouls	TP	AS	TO	ST	Blocks	BS	BA	+/-
23 Tyler Nickel	F 24:48	1-6	1-6	0-0	0 2 2	2 0	3	2	0	1	1	0	0	5
31 Robbie Beran	F 12:47	1-7	0-4	0-0	0 1 1	0 1	2	0	0	0	1	1	-12	
15 Lynn Kidd	C 24:40	8-13	0-0	3-4	0 4 4	4 2	19	1	1	0	0	0	4	
0 Hunter Cattoor	G 38:27	3-6	1-3	5-5	1 2 3	2 6	12	2	3	0	0	0	6	
3 Sean Pedulla	G 26:19	2-6	0-3	4-6	1 4 5	4 4	8	4	4	0	0	0	-7	
2 MJ Collins	23:49	5-10	3-3	7-7	2 2 4	3 5	20	4	1	0	0	2	9	
4 Mekhi Long	27:20	1-3	0-1	2-4	2 6 8	0 2	4	1	1	2	0	0	19	
34 Mylajael Poteat	15:33	3-4	0-0	1-1	0 2 2	2 1	7	1	0	0	0	1	3	
10 Brandon Rechsteiner	03:31	0-0	0-0	0-0	0 0 0	0 0	0	0	0	0	0	0	11	
13 Jaydon Young	03:06	0-0	0-0	0-0	0 0 0	0 0	0	0	0	0	0	0	-3	
Team					2 1 3									
<b>Totals</b>		24-55	5-20	22-27	8 24 32	17 21	75	16	10	6	2	4	7	

Cards		Hokies		Points from Turnovers		Cards		Hokies		Period by Period Scoring		
Biggest lead	8 (1 <sup>st</sup> 16:32)	8 (2 <sup>nd</sup> 0:12)	Points from Turnovers	17	17	1st	2nd	TOT	Cards	31	37	68
Best Scoring Run	7 (1 <sup>st</sup> 16:32)	11 (2 <sup>nd</sup> 17:44)	Paint	26	36	Hokies	30	45	75			
Lead Changes	9	5	Second Chance	9	10							
Times Tied	2		Fast Breaks	12	5							
Time with Lead	19:45	18:32	Bench	10	31							

### GAME 11: VERMONT

Vermont - 51		Record: 8-4												
NO. Name	Min	FG	3P	FT	Rebounds	Fouls	TP	AS	TO	ST	Blocks	BS	BA	+/-
0 Ilori Ayo-Faleye	F 17:32	1-4	0-0	0-0	1 1 2	3 0	2	0	1	0	2	0	-18	
24 Matt Veretto	F 15:33	0-4	0-2	0-0	0 2 2	3 0	0	0	0	0	1	0	-1	
3 TJ Hurley	G 17:33	4-7	0-2	1-1	0 1 1	1 3	9	0	1	0	0	0	-24	
12 Shamir Bogues	G 12:08	0-1	0-0	1-2	0 3 3	0 1	0	0	2	1	0	1	-5	
20 TJ Long	G 21:25	2-7	0-0	0-0	0 3 3	1 0	5	0	0	0	0	0	-6	
1 Aaron Delaney	18:30	1-3	0-2	0-0	0 1 1	1 0	2	4	1	0	0	0	-14	
32 Nick Fiorillo	23:26	5-10	1-4	2-3	0 2 2	2 5	13	0	0	0	0	1	-4	
2 Sam Alamutu	14:50	2-3	0-1	0-0	1 2 3	1 0	4	2	0	0	0	0	-3	
5 Brentan Mills	23:05	2-7	0-1	1-3	0 2 2	1 3	5	1	0	0	0	0	-21	
21 Seth Joba	13:08	2-5	1-1	0-0	0 2 2	3 0	5	0	0	0	0	0	-14	
4 Jackson Skipper	15:47	2-5	1-3	0-0	1 2 3	3 2	5	0	2	0	0	0	-2	
13 Jace Roquemore	05:49	0-1	0-0	0-0	1 0 1	0 1	0	0	0	0	0	0	2	
25 Michel Ndayishimiye	01:15	0-0	0-0	0-0	0 0 0	0 0	0	0	1	0	0	0	0	
Team					0 1 1									
<b>Totals</b>		21-57	4-20	5-9	4 22 26	19 15	51	7	9	2	2	3	-22	

Virginia Tech - 73		Record: 8-3												
NO. Name	Min	FG	3P	FT	Rebounds	Fouls	TP	AS	TO	ST	Blocks	BS	BA	+/-
23 Tyler Nickel	F 29:41	4-9	2-7	3-3	0 2 2	2 2	13	2	1	0	0	0	15	
15 Lynn Kidd	C 23:35	4-7	0-0	9-11	4 7 11	1 1	17	1	3	1	0	0	14	
0 Hunter Cattoor	G 21:44	3-8	2-5	2-2	0 2 2	2 2	10	1	1	2	1	0	9	
3 Sean Pedulla	G 19:21	2-5	1-4	2-2	0 2 2	1 1	7	1	0	0	0	0	17	
4 Mekhi Long	G 15:45	1-5	0-1	0-0	1 6 7	4 0	2	1	0	0	0	1	9	
10 Brandon Rechsteiner	23:39	2-4	1-3	0-0	0 2 2	2 0	5	3	0	1	0	0	5	
31 Robbie Beran	18:43	1-4	1-3	0-0	1 6 7	2 0	3	2	1	2	1	0	17	
13 Jaydon Young	18:44	2-4	2-3	0-0	0 1 1	0 0	6	1	0	0	0	0	20	
34 Mylajael Poteat	10:37	2-3	0-0	0-0	0 1 1	1 4	4	1	0	0	0	0	11	
11 John Camden	13:51	1-3	1-3	0-0	0 2 2	0 0	3	0	1	0	0	0	-3	
5 Patrick Wessler	05:49	1-2	0-0	1-2	0 2 2	0 1	3	0	0	0	1	0	-3	
55 Conner Venable	01:32	0-0	0-0	0-3	0 0 0	0 1	0	0	0	0	0	0	-1	
Team					1 2 3									
<b>Totals</b>		23-54	10-29	17-23	7 35 42	15 19	73	13	7	6	3	2	22	

UMV		Hokies		Points from Turnovers		Cards		Hokies		Period by Period Scoring		
Biggest lead	0 (1 <sup>st</sup> 20:00)	27 (2 <sup>nd</sup> 7:12)	Points from Turnovers	3	17	1st	2nd	TOT	UMV	17	34	51
Best Scoring Run	5 (1 <sup>st</sup> 2:25)	18 (1 <sup>st</sup> 7:25)	Paint	26	24	Hokies	36	37	73			
Lead Changes	0	4	Second Chance	4	8							
Times Tied	0		Fast Breaks	1	7							
Time with Lead	00:00	37:47	Bench	34	24							

### GAME 10: VALPARAISO

Valparaiso - 50		Record: 4-6												
NO. Name	Min	FG	3P	FT	Rebounds	Fouls	TP	AS	TO	ST	Blocks	BS	BA	+/-
1 Jerome Palm	F 13:16	0-3	0-0	0-0	0 0 0	2 0	0	0	1	0	0	0	-1	
13 Cooper Schwiager	F 26:00	1-4	0-3	0-0	0 2 2	3 1	2	0	2	1	0	0	-30	
0 Jaxon Edwards	G 30:26	6-10	1-4	0-1	1 4 5	3 2	13	0	1	1	0	0	-24	
6 Darius DeAveiro	G 38:24	2-6	1-4	2-2	1 3 4	3 3	7	6	4	0	0	0	-17	
19 Isaiah Stafford	G 32:01	5-15	1-8	3-5	0 3 3	0 3	14	4	4	4	2	1	-11	
4 Sherman Weatherspoon	22:15	2-6	0-4	0-0	1 0 1	2 1	4	0	1	1	0	0	-9	
5 Ota Aljiboye	06:54	0-1	0-0	0-0	0 0 0	1 0	0	0	0	1	0	0	2	
21 Kaspar Sepp	29:08	5-7	0-1	0-0	1 4 5	1 0	10	0	1	1	0	0	-11	
3 Anthony Sciarroni	01:36	0-0	0-0	0-0	0 0 0	0 0	0	0	0	0	0	0	-4	
Team					1 1 2									
<b>Totals</b>		21-52	3-24	5-8	5 17 22	15 10	50	10	14	9	2	1	-21	

Virginia Tech - 71		Record: 7-3												
NO. Name	Min	FG	3P	FT	Rebounds	Fouls	TP	AS	TO	ST	Blocks	BS	BA	+/-
23 Tyler Nickel	F 25:43	4-7	4-7	0-0	0 2 2	1 0	12	3	1	0	0	0	0	18
15 Lynn Kidd	C 22:05	4-7	0-0	6-6	1 5 6	4 4	14	1	1	0	0	0	10	
0 Hunter Cattoor	G 33:26	5-9	3-6	6-6	0 3 3	1 4	19	3	2	1	0	0	26	
4 Mekhi Long	G 20:50	3-4	0-0	2-4	2 2 6	1 2	6	3	3	1	0	0	19	
10 Brandon Rechsteiner	G 27:57	1-6	1-6	2-2	0 1 1	1 1	5	3	3	1	0	0	18	
31 Robbie Beran	21:13	3-6	2-4	1-2	1 3 4	1 2	9	3	3	0	1	1	7	
2 MJ Collins	18:13	0-4	0-2	0-0	0 1 1	0 0	1	2	0	0	0	0	0	
34 Mylajael Poteat	13:09	3-4	0-0	0-0	2 4 6	2 2	6	2	0	0	0	0	6	
13 Jaydon Young	11:17	0-2	0-1	0-0	0 3 3	1 0	0	0	1	1	0	0	-1	
11 John Camden	02:38	0-2	0-1	0-0	2 0 2	1 0	0	0	0	0	0	0	4	
5 Patrick Wessler	01:51	0-1	0-0	0-0	1 1 2	0 0	0	0	0	0	0	0	0	
33 Michael Ward	00:52	0-0	0-0	0-0	0 0 0	0 0	0	0	0	0	0	0	-2	
55 Conner Venable	00:52	0-1	0-0	0-0	1 0 1	0 0	0	0	0	0	0	0	-2	
Team					1 3 4									
<b>Totals</b>		23-53												



# VIRGINIA TECH MEN'S BASKETBALL

## BOX SCORES

### GAME 13: WAKE FOREST

Official Basketball Box Score - Final													Game Time: 2:00 PM														
Virginia Tech at Wake Forest													Game Duration: 1:53														
12/30/23 LVM Coliseum, Winston-Salem													Attendance: 10,055														
2023-24 Men's Basketball													Officials: Roger Ayers, Tony Henderson, Brent Hampton														
Virginia Tech - 63													Record: 9-4 (1-1)														
NO. Name	Min	FG	3P	FT	Rebounds	Fouls	TP	AS	TO	ST	Blocks	+	-	Shooting By Period													
15 Lynn Kidd	29:20	7-15	0-0	0-0	1 4 5	3 4	14	3	3	0	0	0	-11	1 <sup>st</sup> FG%	9-24	37.5%											
0 Hunter Cattoor	32:36	5-7	1-3	3-3	0 6 6	3 2	14	2	1	0	0	-19	3PT%	0-5	0.0%												
2 MJ Collins	19:33	0-3	0-0	0-0	0 2 2	0 0	0	0	1	0	0	-13	FT%	6-7	85.7%												
3 Sean Pedulla	19:26	2-8	1-4	0-0	0 2 2	2 1	5	2	2	0	0	-2	2 <sup>nd</sup> FG%	15-28	53.6%												
4 Mekhi Long	18:58	2-3	0-1	1-4	2 3 5	2 2	5	0	2	0	0	-23	3PT%	5-11	45.5%												
10 Brandon Rechsteiner	20:34	2-3	0-1	0-0	0 4 4	1 0	4	1	3	0	0	-10	FT%	4-7	57.1%												
31 Robbie Beran	18:42	3-6	2-4	0-0	0 4 4	1 0	4	1	3	0	0	-11	GM FG%	24-52	46.2%												
34 Mylyjael Poteat	06:43	1-2	0-0	0-0	0 1 1	0 0	2	0	0	0	0	-11	3PT%	5-16	31.3%												
23 Tyler Nickel	28:31	2-4	1-2	6-7	0 2 2	1 5	11	1	0	1	0	-14	FT%	10-14	71.4%												
5 Patrick Wessler	03:57	0-1	0-0	0-0	0 0 0	0 0	0	0	0	0	0	-1	Dead Ball Rebounds: 2, 0														
13 Jaydon Young	03:40	0-0	0-0	0-0	0 1 1	0 0	0	1	0	0	0	-0	Team														
Totals													24-52	5-16	10-14	4	28	32	18	15	63	12	19	1	4	3	-23

Official Basketball Box Score - Final													Game Time: 2:00 PM														
Wake Forest - 86													Game Duration: 1:53														
12/30/23 LVM Coliseum, Winston-Salem													Attendance: 10,055														
2023-24 Men's Basketball													Officials: Roger Ayers, Tony Henderson, Brent Hampton														
Wake Forest - 86													Record: 9-3 (1-0)														
NO. Name	Min	FG	3P	FT	Rebounds	Fouls	TP	AS	TO	ST	Blocks	+	-	Shooting By Period													
11 Andrew Carr	28:48	4-9	0-3	7-7	2 6 8	0 5	15	0	2	2	1	0	21	1 <sup>st</sup> FG%	17-33	51.5%											
4 Elton Reid	19:49	5-9	1-1	2-2	2 6 8	4 1	13	2	1	2	0	1	10	3PT%	2-4	50.0%											
0 Kevin Miller	31:16	4-14	0-1	6-6	0 2 2	2 5	14	2	3	1	0	18	FT%	8-9	88.9%												
2 Cameron Hildreth	30:06	5-12	2-2	2-2	0 2 2	4 2	14	1	0	1	0	18	2 <sup>nd</sup> FG%	13-35	37.1%												
23 Hunter Salis	33:57	8-14	2-6	2-4	4 5 9	1 4	20	1	0	1	2	20	3PT%	5-15	33.3%												
25 Zach Keller	20:11	1-3	0-1	0-0	0 1 1	1 1	2	2	0	2	0	1	13	FT%	11-12	91.7%											
20 Parker Friedrichsen	20:29	1-3	1-3	0-0	0 0 0	0 0	0	0	0	0	0	11	GM FG%	30-68	44.1%												
1 Marqus Marion	11:12	1-2	0-0	0-0	3 1 4	1 0	2	0	0	0	0	2	3PT%	7-9	77.8%												
10 Abramo Canka	01:28	0-0	0-0	0-0	0 1 1	0 0	0	0	0	0	0	0	2	FT%	19-21	90.5%											
45 Vincent Rociutti	01:22	1-2	1-2	0-0	0 0 0	0 0	0	0	0	0	0	0	0	Dead Ball Rebounds: 1, 0													
52 Will Underwood	01:22	0-0	0-0	0-0	0 0 0	0 0	0	0	0	0	0	0	0	Team													
Totals													30-68	7-19	19-21	11	26	37	15	18	86	9	7	9	3	4	23

VT		WAKE		Points from		Turnovers		Paint		Second Chance		Fast Breaks		Bench		
Biggest lead	0 (1 <sup>st</sup> 20:00)	28 (2 <sup>nd</sup> 15:01)	VT	WAKE	VT	WAKE	VT	WAKE	VT	WAKE	VT	WAKE	VT	WAKE	VT	WAKE
Best Scoring Run	5 (2 <sup>nd</sup> 5:53)	11 (2 <sup>nd</sup> 19:46)	24	39	63	24	39	63	44	42	86	24	39	63	44	42
Lead Changes	0	0	VT	WAKE	VT	WAKE	VT	WAKE	VT	WAKE	VT	WAKE	VT	WAKE	VT	WAKE
Times Tied	0	0	VT	WAKE	VT	WAKE	VT	WAKE	VT	WAKE	VT	WAKE	VT	WAKE	VT	WAKE
Time with Lead	00:00	38:21	VT	WAKE	VT	WAKE	VT	WAKE	VT	WAKE	VT	WAKE	VT	WAKE	VT	WAKE

### GAME 15: CLEMSON

Official Basketball Box Score - Final													Game Time: 7:01 PM															
Clemson at Virginia Tech													Game Duration: 1:53															
01/10/24 Cassell Coliseum, Blacksburg, Va.													Attendance: 8,925															
2023-24 Men's Basketball													Officials: Ted Valentine, Tim Cloughery, Tommy Morrissey															
Clemson - 72													Record: 11-4 (3-3)															
NO. Name	Min	FG	3P	FT	Rebounds	Fouls	TP	AS	TO	ST	Blocks	+	-	Shooting By Period														
4 Ian Schiefelin	24:12	7-10	1-1	0-1	5 3 8	3 2	15	2	0	0	0	1	-11	1 <sup>st</sup> FG%	16-29	55.2%												
21 Chauncey Wiggins	22:02	5-7	2-4	0-0	1 2 3	0 0	12	0	0	0	1	0	-9	3PT%	7-13	53.8%												
24 PJ Hall	30:00	4-13	3-8	0-0	1 3 4	3 3	11	0	1	0	1	1	-10	FT%	5-5	100%												
1 Chase Hunter	36:54	3-13	1-5	2-2	3 1 4	2 1	9	2	1	0	0	1	-11	2 <sup>nd</sup> FG%	12-34	35.3%												
11 Joseph Girard III	33:29	3-10	1-5	0-0	2 2 1	1 3	12	4	6	2	0	0	-14	3PT%	2-13	15.4%												
2 Dillon Hunter	20:40	2-4	1-3	0-0	0 0 0	0 0	5	2	0	1	0	-10	FT%	2-3	66.7%													
10 RJ Godfrey	13:45	3-3	0-0	0-0	1 1 2	1 1	2	1	2	1	0	-5	GM FG%	29-63	44.4%													
33 Bas Layde	03:45	0-0	0-0	0-0	0 0 0	0 0	0	0	0	0	0	-1	3PT%	9-26	34.6%													
0 Josh Beadle	15:13	1-3	0-0	0-0	0 3 3	0 0	2	2	1	0	0	-4	FT%	7-8	87.5%													
Totals													0	3	3	0	0	0	0	0	0	0	0	0	0	0	0	0

Official Basketball Box Score - Final													Game Time: 7:01 PM														
Virginia Tech - 87													Game Duration: 2:03														
01/10/24 Cassell Coliseum, Blacksburg, Va.													Attendance: 8,925														
2023-24 Men's Basketball													Officials: Ron Groover, Jeffery Clark, Greg Evans														
Virginia Tech - 87													Record: 10-5 (2-2)														
NO. Name	Min	FG	3P	FT	Rebounds	Fouls	TP	AS	TO	ST	Blocks	+	-	Shooting By Period													
31 Robbie Beran	18:06	3-4	2-3	0-0	2 6 8	2 1	8	0	2	0	0	0	14	1 <sup>st</sup> FG%	20-31	64.5%											
15 Lynn Kidd	23:23	3-6	0-0	0-0	0 2 2	2 0	6	1	0	1	0	1	1	3PT%	9-14	64.3%											
0 Hunter Cattoor	13:52	0-0	0-0	0-0	0 0 0	0 0	0	1	1	0	0	0	8	FT%	4-5	80%											
2 MJ Collins	32:39	1-5	0-2	0-0	1 1 2	1 1	2	7	2	0	0	1	12	2 <sup>nd</sup> FG%	11-26	42.3%											
3 Sean Pedulla	34:33	9-16	6-10	8-8	0 4 4	0 6	32	7	2	4	0	1	12	3PT%	4-10	40.0%											
4 Mekhi Long	20:29	4-9	0-1	0-0	3 4 7	1 0	8	0	2	0	2	1	5	FT%	8-9	88.9%											
34 Mylyjael Poteat	18:02	2-4	0-0	1-2	1 2 3	2 3	5	0	1	0	0	0	10	GM FG%	31-57	54.4%											
23 Tyler Nickel	27:59	8-11	5-7	3-4	0 4 4	1 3	24	1	1	1	0	12	3PT%	13-24	54.2%												
10 Brandon Rechsteiner	05:27	1-2	0-1	0-0	0 1 1	0 0	2	0	0	0	0	0	3	FT%	12-14	85.7%											
13 Jaydon Young	05:30	0-0	0-0	0-0	0 1 1	0 0	0	0	0	0	0	0	2	Dead Ball Rebounds: 1, 0													
Totals													31-57	13-24	12-14	9	26	35	10	14	87	17	11	7	5	3	15

Tigers		Hokies		Points from		Turnovers		Paint		Second Chance		Fast Breaks		Bench		
Biggest lead	4 (1 <sup>st</sup> 19:00)	15 (2 <sup>nd</sup> 0:42)	VT	Hokies	VT	Hokies	VT	Hokies	VT	Hokies	VT	Hokies	VT	Hokies	VT	Hokies
Best Scoring Run	7 (2 <sup>nd</sup> 17:39)	8 (1 <sup>st</sup> 14:48)	28	34	44	28	72	44	28	72	53	34	87	44	28	72
Lead Changes	1	1	VT	Hokies	VT	Hokies	VT	Hokies	VT	Hokies	VT	Hokies	VT	Hokies	VT	Hokies
Times Tied	1	1	VT	Hokies	VT	Hokies	VT	Hokies	VT	Hokies	VT	Hokies	VT	Hokies	VT	Hokies
Time with Lead	02:06	36:57	VT	Hokies	VT	Hokies	VT	Hokies	VT	Hokies	VT	Hokies	VT	Hokies	VT	Hokies

### GAME 14: FLORIDA STATE

Official Basketball Box Score - Final													Game Time: 4:00 PM														
Virginia Tech at Florida State													Game Duration: 2:21														
01/06/24 Donald L. Tucker Center, Tallahassee													Attendance: 5,025														
2023-24 Men's Basketball													Officials: Jamie Luckie, AJ Desai, Michael Roberts														
Virginia Tech - 74													Record: 9-5 (1-2)														
NO. Name	Min	FG	3P	FT	Rebounds	Fouls	TP	AS	TO	ST	Blocks	+	-	Shooting By Period													
23 Tyler Nickel	20:14	2-4	1-2	4-5	1 0 1	1 3	9	1	2	0	0	0	6	1 <sup>st</sup> FG%	12-28	42.9%											
15 Lynn Kidd	25:17	1-5	0-0	0-0	3 5 8	4 1	2	3	3	0	1	-6	3PT%	5-14	35.3%												
0 Hunter Cattoor	37:42	6-8	5-6	2-2	1 4 5	1 3	19	1	2	1	0	-1	FT%	1-3	33.3%												
3 Sean Pedulla	33:42	9-17	3-6	5-8	0 2 2	4 4	7	26	2	4	0	0	6	2 <sup>nd</sup> FG%	13-23	56.5%											
4 Mekhi Long	18:58	1-3	0-1	2-4	0 4 4	3 2	4	1	1	0	2	0	9	3PT%	6-9	66.7%											
31 Robbie Beran	25:14	1-3	0-2	0-0	0 3 3	4 2	2	0	2	0	1	0	-11	FT%	12-17	70.6%											
2 MJ Collins	22:04	4-8	2-5	0-1	1 3 4	1 1	10	1	1	0	0	-11	GM FG%	25-51	49.0%												
10 Brandon Rechsteiner	06:38	0-1	0-0	0-0	0 0 0	0 0	0	0	0	0	0	-9	3PT%	11-23	47.8%												
34 Mylyjael Poteat	10:31	1-2	0-0	0-0	1 5 6	5 0	2	0	0	0	0	0	2	FT%	13-20	65.0%											
Totals													25-51	11-23	13-20	7	28	35	24	19	74	9	16	2	4	1	-3

Official Basketball Box Score - Final													Game Time: 7:05 PM	
Miami at Virginia Tech													Game Duration: 2:03	
01/13/24 Cassell Coliseum, Blacksburg, Va.														

# VIRGINIA TECH MEN'S BASKETBALL

## BOX SCORES

### GAME 17: VIRGINIA

Official Basketball Box Score - Final													Game Time: 7:00 PM			
Virginia Tech at Virginia													Game Duration: 1:55			
01/17/24 John Paul Jones Arena, Charlottesville													Attendance: 14,547			
Virginia vs Virginia Tech Men's Basketball Commonwealth Clash													Officials: Bill Covington Jr., Brian O'Connell, Tony Henderson			
Virginia Tech - 57													Record: 10-7 (2-4)			
NO. Name	Min	FG	3P	FT	Rebounds	Fouls	TP	AS	TO	ST	Blocks	+	-	Shooting By Period		
31 Robbie Beran	F 18:39	4-7	2-4	0-0	0 6 6	4 1	10	0	2	0	1	0	-3	1 <sup>st</sup> FG%	6-22	27.3%
15 Lynn Kidd	C 16:13	1-3	0-0	0-0	0 2 2	0 0	2	2	1	0	0	-8	3 <sup>rd</sup> FT%	4-12	33.3%	
0 Hunter Cattoor	G 38:23	5-10	2-5	0-0	0 4 4	4 3	12	3	1	2	0	-6	FT%	2-2	100%	
2 MJ Collins	G 33:59	1-3	1-3	0-0	0 1 1	2 0	3	2	0	1	0	-3	2 <sup>nd</sup> FG%	15-32	46.9%	
3 Sean Pedulla	G 32:47	6-16	4-9	2-2	1 5 6	2 2	18	5	7	0	0	-4	3 <sup>rd</sup> FT%	7-18	38.9%	
4 Mekhi Long	08:39	1-3	0-1	0-0	0 2 2	0 0	2	0	0	0	0	-3	GM FG%	21-54	38.9%	
23 Tyler Nickel	23:57	2-8	2-7	2-2	0 4 4	0 2	8	1	3	0	0	-6	3 <sup>rd</sup> FT%	11-30	36.7%	
34 Mylajael Poteat	20:10	1-3	0-0	0-0	0 2 2	5 2	3	2	1	1	0	-3	FT%	4-4	100.0%	
10 Brandon Rechsteiner	07:13	0-1	0-1	0-0	0 2 2	0 0	0	0	0	0	0	-4	Dead Ball Rebounds: 0, 0			
Team					0 0 0	0 0	0	0	0	0	0					
<b>Totals</b>	21:54	11-30	4-4	4 28	32	14	11	57	14	15	3	1	2	-8		
Technical Fouls: NONE																

Official Basketball Box Score - Final													Game Time: 7:00 PM			
Virginia Tech at Virginia													Game Duration: 1:55			
01/17/24 John Paul Jones Arena, Charlottesville													Attendance: 14,547			
Virginia vs Virginia Tech Men's Basketball Commonwealth Clash													Officials: Bill Covington Jr., Brian O'Connell, Tony Henderson			
Virginia - 65													Record: 12-5 (3-3)			
NO. Name	Min	FG	3P	FT	Rebounds	Fouls	TP	AS	TO	ST	Blocks	+	-	Shooting By Period		
22 Jordan Minor	F 26:29	5-8	0-0	6-8	2 3 5	3 4	16	2	1	2	0	1	4	1 <sup>st</sup> FG%	10-30	33.3%
2 Reece Beekman	G 37:48	6-13	2-3	2-3	0 4 4	0 3	16	4	4	0	0	3	3 <sup>rd</sup> FT%	4-10	40.0%	
4 Andrew Rohde	G 24:59	0-4	0-3	0-0	0 2 2	1 1	0	3	0	1	0	0	6	FT%	1-2	50%
11 Isaac McKneely	G 34:21	3-8	0-2	2-2	0 2 2	1 1	8	3	1	1	0	0	7	2 <sup>nd</sup> FG%	15-24	62.5%
13 Ryan Dunn	G 25:46	3-4	0-0	0-0	1 6 7	2 2	6	0	1	1	1	0	3	3 <sup>rd</sup> FT%	0-4	0.0%
1 Dante Harris	16:57	2-5	0-2	1-3	0 2 2	3 2	5	5	0	1	1	0	5	FT%	10-14	71.4%
0 Blake Buchanan	11:22	4-5	0-0	0-0	1 2 3	0 1	8	1	0	0	0	0	7	GM FG%	25-54	46.3%
34 Jacob Groves	14:49	2-5	2-4	0-0	1 2 3	1 0	6	0	0	0	0	0	2	FT%	11-16	68.8%
35 Leon Bond III	04:54	0-1	0-0	0-0	1 1 1	0 0	0	0	0	0	0	0	6	Dead Ball Rebounds: 1, 1		
10 Taine Murray	02:34	0-1	0-0	0-0	0 0 0	0 0	0	0	0	0	0	-3				
Team					0 4 4	0 0	0	0	0	0	0					
<b>Totals</b>	25:54	4-14	11-16	5 28	33	11	14	65	18	7	10	2	1	8		
Technical Fouls: NONE																

Biggest lead		VAT	UVA	Points from Turnovers		Period by Period Scoring	
4 (1 <sup>st</sup> 18:34)	13 (2 <sup>nd</sup> 16:25)	4	13	1st	2nd	TOT	
Best Scoring Run	8 (2 <sup>nd</sup> 13:34)	9 (2 <sup>nd</sup> 16:25)	Paint	20	36	57	
Lead Changes	3	3	Second Chance	6	8	57	
Times Tied	3	3	Fast Breaks	17	4	65	
Time with Lead	05:48	31:41	Bench	12	19		

### GAME 18: NC STATE

Official Basketball Box Score - Final													Game Time: 7:00 PM			
Virginia Tech at NC State													Game Duration: 2:08			
01/20/24 PNC Arena, Raleigh													Attendance: 15,650			
2023-24 Men's Basketball													Officials: Roger Ayers, Tommy Morrissey, Sean Huff			
Virginia Tech - 84													Record: 11-7 (3-4)			
NO. Name	Min	FG	3P	FT	Rebounds	Fouls	TP	AS	TO	ST	Blocks	+	-	Shooting By Period		
31 Robbie Beran	F 24:44	3-4	1-1	4-4	0 3 3	3 2	11	0	1	2	1	0	7	1 <sup>st</sup> FG%	11-25	44.0%
15 Lynn Kidd	C 23:57	6-8	0-0	2-2	0 6 6	1 2	14	3	1	2	0	1	-2	3 <sup>rd</sup> FT%	3-7	42.9%
0 Hunter Cattoor	G 33:22	4-8	3-6	8-10	0 4 4	1 6	19	2	1	1	0	1	5	FT%	8-9	88.9%
2 MJ Collins	G 29:24	3-9	1-3	0-0	1 2 3	1 1	7	1	3	1	0	0	8	2 <sup>nd</sup> FG%	15-24	62.5%
3 Sean Pedulla	G 36:11	5-10	1-3	2-3	0 2 2	3 5	13	9	7	0	0	1	8	3 <sup>rd</sup> FT%	6-12	50.0%
4 Mekhi Long	13:42	0-2	0-1	0-0	0 3 3	0 0	0	1	0	0	0	-1	8	FT%	15-19	78.9%
34 Mylajael Poteat	15:04	1-2	0-0	6-8	1 1 2	2 4	8	0	1	0	0	0	8	GM FG%	26-49	53.1%
10 Brandon Rechsteiner	02:24	0-0	0-0	0-0	1 1 0	0 0	0	0	0	0	0	0	0	3 <sup>rd</sup> FT%	9-19	47.4%
23 Tyler Nickel	21:12	4-6	3-5	1-1	0 0 0	2 2	12	0	0	0	0	0	-1	FT%	23-29	82.1%
Team					3 1 4	0 0	0	0	3	0	0			Dead Ball Rebounds: 4, 0		
<b>Totals</b>	26:49	9-19	23-28	5 23	28	16	22	84	16	20	7	1	4	6		
Technical Fouls: NONE																

Official Basketball Box Score - Final													Game Time: 12:00 PM			
Virginia Tech at NC State													Game Duration: 2:08			
01/20/24 PNC Arena, Raleigh													Attendance: 15,650			
2023-24 Men's Basketball													Officials: Roger Ayers, Tommy Morrissey, Sean Huff			
NC State - 78													Record: 13-5 (5-2)			
NO. Name	Min	FG	3P	FT	Rebounds	Fouls	TP	AS	TO	ST	Blocks	+	-	Shooting By Period		
30 D.J. Burns Jr.	F 17:24	3-8	0-0	2-2	1 3 4	4 1	8	3	3	2	1	0	-8	1 <sup>st</sup> FG%	15-31	48.4%
0 DJ Horne	G 34:16	6-13	3-6	1-2	0 0 0	1 1	16	3	4	0	0	1	0	3 <sup>rd</sup> FT%	2-7	28.6%
1 Jayden Taylor	G 29:49	4-12	0-4	7-8	0 5 5	5 4	15	1	2	3	0	0	-10	FT%	0-0	0%
11 Dennis Parker, Jr.	G 17:21	1-3	0-1	2-2	0 2 1	1 3	11	0	0	0	0	-5	2 <sup>nd</sup> FG%	11-29	37.9%	
14 Casey Morsell	G 38:15	4-7	2-3	9-10	3 0 3	3 6	19	2	3	1	0	-3	3 <sup>rd</sup> FT%	4-11	36.4%	
23 Mohamed Diarra	21:19	3-6	0-1	0-0	3 5 8	3 3	6	0	2	1	0	0	-1	FT%	20-24	83.3%
34 Ben Middlebrooks	10:39	1-5	0-0	0-0	2 1 3	0 2	0	3	1	2	0	-4	GM FG%	26-60	43.3%	
12 Michael O'Connell	25:35	3-5	0-2	0-0	2 1 3	0 0	6	5	1	1	0	0	0	3 <sup>rd</sup> FT%	6-18	33.3%
2 Kam Woods	03:33	0-0	0-0	0-0	0 0 0	0 0	0	0	0	0	0	-3	FT%	20-24	83.3%	
10 Breon Pass	01:50	1-1	1-1	0-0	0 0 0	0 0	0	0	0	0	0	0	1	Dead Ball Rebounds: 2, 0		
Team					0 4 4	0 0	0	0	1	0	0					
<b>Totals</b>	26:60	6-18	20-24	13 19	32	22	16	78	15	18	14	4	1	6		
Technical Fouls: NONE																

Biggest lead		VT	ST	Points from Turnovers		Period by Period Scoring	
14 (2 <sup>nd</sup> 2:21)	6 (1 <sup>st</sup> 17:23)	14	6	1st	2nd	TOT	
Best Scoring Run	8 (1 <sup>st</sup> 15:04)	8 (2 <sup>nd</sup> 1:37)	Paint	32	32	64	
Lead Changes	15	15	Second Chance	5	18	84	
Times Tied	7	7	Fast Breaks	18	20	78	
Time with Lead	19:46	16:51	Bench	20	17		

### GAME 19: BOSTON COLLEGE

Official Basketball Box Score - Final													Game Time: 9:05 PM			
Boston College at Virginia Tech													Game Duration: 1:59			
01/23/24 Cassell Coliseum, Blacksburg, Va.													Attendance: 8,925			
2023-24 Men's Basketball													Officials: Pat Driscoll, John Gaffney, Brent Hampton			
Boston College - 71													Record: 11-8 (2-6)			
NO. Name	Min	FG	3P	FT	Rebounds	Fouls	TP	AS	TO	ST	Blocks	+	-	Shooting By Period		
10 Prince Aigbe	F 22:40	4-4	1-1	0-0	0 2 2	0 0	9	2	0	0	0	-7	1 <sup>st</sup> FG%	14-31	45.2%	
12 Quinten Post	F 27:19	7-10	1-2	0-1	1 6 7	3 2	15	0	4	3	2	1	3	3 <sup>rd</sup> FT%	3-9	33.3%
21 Devin McGlockton	F 34:56	9-13	1-1	0-1	5 5 10	3 3	19	0	2	1	0	0	0	FT%	2-3	66.7%
00 Chas Kelley III	G 22:19	0-1	0-1	2-2	0 1 1	0 1	2	2	3	0	0	-4	2 <sup>nd</sup> FG%	16-29	55.2%	
3 Jaxson Zackery	G 36:01	3-8	0-1	0-0	2 2 4	3 3	6	7	3	1	0	-1	3 <sup>rd</sup> FT%	3-9	33.3%	
15 Claudel Harris Jr.	25:29	5-16	3-9	1-2	0 4 1	1 2	14	2	2	1	0	-2	GM FG%	30-60	50.0%	
45 Mason Madsen	13:05	0-2	0-1	0-0	0 1 1	0 0	0	0	0	0	0	-6	3 <sup>rd</sup> FT%	6-18	33.3%	
2 Armani Mighty	10:21	2-3	0-0	2-3	2 0 2	2 2	6	1	1	1	0	-3	FT%	5-9	55.6%	
13 Donald Hand Jr.	07:50	0-3	0-2	0-0	0 1 1	1 1	0	0	0	0	0	-2	Dead Ball Rebounds: 3, 0			
Team					3 0 3	0 0	0	0	0	0	0					
<b>Totals</b>	30:60	6-18	5-9	13 22	35	13	14	71	14	15	7	2	4	-5		
Technical Fouls: NONE																

Official Basketball Box Score - Final													Game Time: 9:05 PM			
Boston College at Virginia Tech													Game Duration: 1:59			
01/23/24 Cassell Coliseum, Blacksburg, Va.													Attendance: 8,925			
2023-24 Men's Basketball													Officials: Pat Driscoll, John Gaffney, Brent Hampton			
Virginia Tech - 76													Record: 12-7 (4-4)			
NO. Name	Min	FG	3P	FT	Rebounds	Fouls	TP	AS	TO	ST	Blocks	+	-	Shooting By Period		
31 Robbie Beran	F 34:28	3-5	1-2													

# VIRGINIA TECH MEN'S BASKETBALL

## BOX SCORES

### GAME 21: DUKE

Official Basketball Box Score - Final													Game Time: 7:01 PM			
Duke at Virginia Tech													Game Duration: 1:52			
01/20/24 Cassell Coliseum, Blacksburg, Va.													Attendance: 8,925			
2023-24 Men's Basketball													Officials: Ted Valentine, Lee Cassell, Doug Shows			
Duke - 77													Record: 16-4 (7-2)			
NO. Name	Min	FG	3P	FT	Rebounds	Fouls	TP	AS	TO	ST	Blocks	+	Shooting By Period			
25 Mark Mitchell	F 31:07	4-6	0-0	0-0	2 6 8	2 1 8	1 6	0	2 1 7				1 <sup>st</sup> FG% 15-29 51.7%			
30 Kyle Filipowski	C 30:38	6-9	0-1	2-5	1 7 8	4 4 14	2 3 1	0	0 0 3				3PT% 5-9 55.6%			
0 Jared McCain	G 38:28	3-10	1-6	2-2	1 9 10	2 1 9	3 0	0	0 1 7				FT% 0-0 0%			
1 Caleb Foster	G 14:50	3-6	2-2	0-0	0 0 0	2 1 8	2 1 0	0	0 0 3				2 <sup>nd</sup> FG% 16-27 59.3%			
5 Tyrese Proctor	G 37:37	5-8	2-3	0-0	0 3 3	1 0 12	5 2	0	0 0 8				3PT% 4-8 50.0%			
3 Jeremy Roach	29:05	5-11	4-5	2-2	0 0 0	3 1 16	4 2	0	0 1 12				FT% 6-10 60%			
15 Ryan Young	14:30	5-6	0-0	1-1	3 2 5	4 2 10	2 0	0	1 0 9				GM FG% 31-56 55.4%			
13 Sean Stewart	03:45	0-0	0-0	0-0	1 0 1	0 0 0	0 0	0	0 0 1				3PT% 9-17 52.9%			
													FT% 6-10 60.0%			
Team					2 1 3		0	0					Dead Ball Rebounds: 3, 2			
Totals	31:56	9-17	6-10	10	28 38	18 10	77	19	14	1 3 3	10			Technical Fouls: NONE		

Official Basketball Box Score - Final													Game Time: 12:00 PM			
Virginia Tech at Miami (FL)													Game Duration: 2:04			
02/03/24 Watson Center, Coral Gables, Fla.													Attendance: 7,234			
2023-24 Men's Basketball													Officials: Rayme Syms, A.J. Desai, Sean Huff			
Virginia Tech - 74													Record: 13-9 (5-6)			
NO. Name	Min	FG	3P	FT	Rebounds	Fouls	TP	AS	TO	ST	Blocks	+	Shooting By Period			
31 Robbie Beran	F 29:33	4-5	1-2	1-2	2 1 3	2 2 10	3 0	0	0 1 0	-8			1 <sup>st</sup> FG% 14-30 46.7%			
15 Lynn Kidd	C 23:36	3-5	0-0	0-0	1 10 11	3 0 6	1 2	1	1 1 1	1			3PT% 5-14 35.7%			
0 Hunter Cattoor	G 37:21	6-13	5-11	2-3	1 0 1	4 5 19	3 0	0	0 0 0	-7			FT% 2-4 50%			
2 MJ Collins	G 33:24	0-5	0-3	0-0	0 3 3	1 0 0	3 0	0	0 0 0	-4			2 <sup>nd</sup> FG% 14-28 50.0%			
3 Sean Pedulla	G 35:41	8-18	3-10	2-6	2 3 5	4 4 21	5 7	1	0 0 0	-6			3PT% 5-16 37.5%			
34 Mylajael Poteat	15:09	3-4	0-0	2-3	0 1 1	4 2 8	0	1	2 0 1	-7			FT% 5-10 50%			
23 Tyler Nickel	23:16	4-8	2-4	0-0	1 1 2	4 1 10	0	1	2 0 1	-6			GM FG% 28-58 48.3%			
13 Jaydon Young	01:58	0-0	0-0	0-0	0 0 0	0 0 0	0 0	0	0 0 0	-3			3PT% 11-30 36.7%			
													FT% 7-14 50.0%			
Team					0 2 2		0	0					Dead Ball Rebounds: 3, 0			
Totals	28:58	11-30	7-14	7	21 28	22 14	74	15	11	7 2 3	-8			Technical Fouls: NONE		

Official Basketball Box Score - Final													Game Time: 6:00 PM			
Duke at Virginia Tech													Game Duration: 2:07			
02/10/24 Purcell Pavilion at the Joyce Center, Notre Dame													Attendance: 7,394			
2023-24 Men's Basketball													Officials: Ted Valentine, Clarence Armstrong, Jeff Pon			
Miami (FL) - 82													Record: 15-7 (6-5)			
NO. Name	Min	FG	3P	FT	Rebounds	Fouls	TP	AS	TO	ST	Blocks	+	Shooting By Period			
15 Norchad Omier	F 26:17	5-7	0-0	6-6	0 7 7	5 4 16	1 3	1	1 0 0	17			1 <sup>st</sup> FG% 11-26 42.3%			
0 Matthew Cleveland	G 32:44	4-9	1-2	6-6	5 8 13	4 3 15	0 0	0	1 0 0	3			3PT% 9-11 27.3%			
5 Wooga Poplar	G 34:05	1-5	1-2	4-4	1 3 4	1 2 7	2 0	1	0 1 0	10			FT% 4-4 100%			
7 Kyshawn George	G 34:03	5-8	2-2	4-5	2 3 5	1 3 16	2 2	4	1 1 1	13			2 <sup>nd</sup> FG% 15-32 46.9%			
4 Nijel Pack	G 35:08	4-15	1-5	5-6	0 1 1	1 5 14	2 2	2	1 0 1	-2			3PT% 3-11 27.3%			
24 Bensley Joseph	21:31	5-7	2-4	2-2	1 1 2	2 2 14	1 0	0	1 0 0	8			FT% 5-8 62.5%			
1 Paul Jobot	03:44	0-2	0-1	0-0	0 0 0	0 1 0	0 0	0	0 0 0	2			GM FG% 26-58 44.8%			
1 Michael Nwoko	05:10	0-0	0-0	0-0	0 0 0	1 1 0	0 0	0	0 0 0	-2			3PT% 6-22 27.3%			
23 AJ Casey	07:18	0-0	0-0	0-0	0 1 1	0 0 0	0 0	0	0 0 0	-9			FT% 9-12 75.0%			
Team					1 2 3		0	0					Dead Ball Rebounds: 1, 0			
Totals	24:53	7-16	27-29	10	26 36	14 22	82	8	11	7 3 2	8			Technical Fouls: NONE		

Official Basketball Box Score - Final													Game Time: 6:00 PM			
Duke at Virginia Tech													Game Duration: 2:07			
02/10/24 Purcell Pavilion at the Joyce Center, Notre Dame													Attendance: 7,394			
2023-24 Men's Basketball													Officials: Ted Valentine, Clarence Armstrong, Jeff Pon			
Notre Dame - 74													Record: 8-16 (3-10)			
NO. Name	Min	FG	3P	FT	Rebounds	Fouls	TP	AS	TO	ST	Blocks	+	Shooting By Period			
0 Carey Booth	F 24:26	3-5	0-2	2-2	0 2 2	0 1 8	1 0	0	0 0 0	14			1 <sup>st</sup> FG% 14-31 45.2%			
13 Tae Davis	F 25:04	1-4	0-0	1-2	1 2 3	3 1 3	1 1	1	0 0 0	-6			3PT% 3-12 25.0%			
14 Kebba Njie	F 25:19	4-7	0-0	3-3	3 3 6	3 5 11	1 2	0	0 0 0	9			FT% 4-4 100%			
3 Markus Burton	G 35:17	6-18	0-5	4-4	0 4 4	3 5 16	8 1	6	0 0 3				2 <sup>nd</sup> FG% 13-24 54.2%			
11 Braeden Shrewsbury	G 32:33	4-7	4-6	0-0	0 5 5	0 1 2	0 1	1	0 0 2				3PT% 4-8 50.0%			
1 Julian Roper II	18:37	3-4	1-2	0-2	1 4 5	1 2 7	1 1	0	0 0 3				FT% 9-13 69.2%			
25 Matt Zona	10:11	2-3	1-2	0-0	2 0 2	2 0 5	0 0	0	0 0 0	7			GM FG% 27-55 49.1%			
20 J.R. Konieczny	11:15	2-5	0-2	0-0	0 1 1	0 0 4	0 0	0	0 0 0	-1			3PT% 7-20 35.0%			
2 Logan Iles	17:18	2-2	1-1	3-4	0 3 3	2 8 2	1 0	0	0 0 0	9			FT% 13-17 76.5%			
Team					1 2 3		0	1					Dead Ball Rebounds: 3, 0			
Totals	27:55	7-20	13-17	8	26 34	14 16	74	14	8 8	0 0 8				Technical Fouls: NONE		

Official Basketball Box Score - Final													Game Time: 6:00 PM			
Duke at Virginia Tech													Game Duration: 2:07			
02/10/24 Purcell Pavilion at the Joyce Center, Notre Dame													Attendance: 7,394			
2023-24 Men's Basketball													Officials: Ted Valentine, Clarence Armstrong, Jeff Pon			
Florida State - 75													Record: 13-11 (7-6)			
NO. Name	Min	FG	3P	FT	Rebounds	Fouls	TP	AS	TO	ST	Blocks	+	Shooting By Period			
2 Jamir Watkins	F 30:02	7-9	3-3	9-11	2 4 6	4 7 26	4 3	2	3 0 3	-3			1 <sup>st</sup> FG% 15-26 57.7%			
5 De'Ante Green	F 08:15	1-2	0-0	0-0	0 2 2	1 0 2	0 0	0	0 0 0	1			3PT% 6-11 54.5%			
11 Baba Miller	F 30:59	3-6	1-3	2-5	2 1 3	4 3 9	1 1	0	0 0 0	-6			FT% 3-5 60%			
1 Jalen Warley	G 21:59	0-3	0-0	2-4	0 1 1	4 3 3	2 2	0	3 0 0	-4			2 <sup>nd</sup> FG% 10-31 32.3%			
22 Darin Green Jr.	G 26:25	4-8	3-6	3-3	0 2 2	4 2 14	1 1	1	0 0 0	-1			3PT% 2-13 15.4%			
3 Cameron Corben	23:12	4-5	0-1	1-2	2 2 2	8 1 2	1 0	0	0 0 0	-8			FT% 5-6 83.3%			
10 Taylor Bol Bowen	09:51	1-2	0-1	0-0	1 1 2	0 0 2	0 0	0	0 0 0	-2			GM FG% 25-57 43.9%			
23 Primo Spears	19:49	2-6	1-4	1-2	0 2 2	5 2 6	2 3	2	0 0 0	-5			3PT% 8-24 33.3%			
20 Josh Nickelberry	06:50	0-1	0-1	2-2	0 0 0	0 1 2	0 0	0	0 0 0	-5			FT% 8-11 72.7%			
0 Chandler Jackson	15:14	1-2	0-0	0-0	0 1 1	1 0 2	0 0	0	0 0 0	-6			Dead Ball Rebounds: 2, 0			
33 Jaylan Gainey	08:33	1-1	0-0	0-1	0 1 1	1 2 0	0 0	0	0 0 0	-1						
Team					0 1 1		0	1					Dead Ball Rebounds: 3, 0			
Totals	24:45	6-18	19-29	6	17 23	26 21	75	13	13	10 4 1	-8			Technical Fouls: NONE		

Official Basketball Box Score - Final													Game Time: 9:05 PM			
Florida State at Virginia Tech													Game Duration: 2:18			
02/13/24 Cassell Coliseum, Blacksburg, Va.													Attendance: 8,925			
2023-24 Men's Basketball													Officials: Bill Covington Jr., Tony Henderson, Earl Walton			
Virginia Tech - 83													Record: 14-10 (6-7)			
NO. Name	Min	FG	3P	FT	Rebounds	Fouls	TP	AS	TO	ST	Blocks	+	Shooting By Period			
31 Robbie Beran	F 13:53	1-4	0-2	0-0	1 3 4	4 1 2	0 0	0	0 0 1	1			1 <sup>st</sup> FG% 11-26 42.3%			
15 Lynn Kidd	C 28:40	4-9	0-0	4-6	6 9 15	0 6 12	1 1	1	0 0 0	1			3PT% 6-11 54.5%			
0 Hunter Cattoor	G 38:36	6-12	4-6	4-4	1 3 4	1 5 20	3 0	0	0 0 2				FT% 11-13 84.6%			
2 MJ Collins	G 25:16	1-5	1-3	4-4	0 2 2	4 2 7	2 3	2	0 0 0	2			2 <sup>nd</sup> FG% 11-28 39.3%			
3 Sean Pedulla	G 29:30	2-9	1-3	14-16	2 2 4	4 1 19	4 4	1	0 0 0	10			3PT% 5-12 41.7%			
34 Mylajael Poteat	10:27	0-1	0-0	0-0	0 0 0	0 0 0	0 0	0	0 0 0	5			FT% 17-19 89.5%			
23 Tyler Nickel	29:12	6-9	3-4	0-0	1 2 3	2 0 15	0 1	2	0 0 0	8			GM FG% 22-54 40.7%			
13 Jaydon Young	11:43	1-2	1-2	0-0	0 1 1	1 0 3	0 0	0	0 0 0	2			3PT% 11-23 47.8%			
10 Brandon Rechsteiner	08:47	1-2	1-2	0-0	0 0 0	3 0 3	2 1	0	0 0 0	-1			FT% 28-32 87.5%			
11 John Camden	03:56	0-1	0-1	2-2	0 0 0	2 1 2	0 0	0	0 0 0	-3			Dead Ball Rebounds: 5, 0			
Team					2 0 2		0	0					Dead Ball Rebounds: 5, 0			
Totals	22:54	11-23	28-32	13	22											

# VIRGINIA TECH MEN'S BASKETBALL

## BOX SCORES

### GAME 25: NORTH CAROLINA

Virginia Tech - 81													Record: 14-11 (6-8)		
Official Basketball Box Score - Final <b>Virginia Tech at North Carolina</b> 02/19/24 Dean Smith Center, Chapel Hill 2023-24 Men's Basketball													Game Time: 2:00 PM Game Duration: 2:52 Attendance: 21,750		
Officials: Pat Driscoll, Raymie Snyons, Greg Evans															
NO. Name	Min	FG	3P	FT	Rebounds	Fouls	TP	AS	TO	ST	Blocks	±			
31 Robbie Beran	F 17:04	0-2	0-1	0-0	0 1 1 4	2 0	1	0	1	0	0	-10			
15 Lynn Kidd	C 15:21	5-7	0-0	1-1	1 1 2 4	2 11	0	0	0	0	0	2			
0 Hunter Cattoor	G 34:07	3-10	1-6	4-4	0 4 4 4	2 4 11	3	2	0	0	0	-6			
2 MJ Collins	G 39:01	7-15	2-6	2-2	0 3 3 2	1 18	3	1	1	0	1	-13			
3 Sean Pedulla	G 28:47	3-13	0-4	4-6	2 4 6 1	4 10	5	1	2	0	2	-5			
34 Mylajael Poteat	21:26	5-8	0-0	5-5	2 6 8 3	3 15	0	1	0	0	1	-6			
23 Tyler Nickel	27:40	5-8	4-6	0-0	0 1 1 1	1 0	14	1	1	3	0	-12			
13 Jaydon Young	11:21	0-2	0-2	1-1	2 1 2 1	2 0	0	0	0	0	0	-8			
5 Patrick Wessler	03:13	0-1	0-0	0-1	1 2 1 0	0 0	0	0	0	0	0	-11			
10 Brandon Rechsteiner	02:00	0-1	0-0	0-0	0 0 0 0	0 0	0	0	0	0	0	-6			
<b>Team</b>					1 1 2	0	0	0	0	0	0				
<b>Totals</b>		28-67	7-26	18-20	8 23 31	19 18	81	13	6	5	3	-15			

North Carolina - 96													Record: 20-6 (12-3)		
Official Basketball Box Score - Final <b>Virginia Tech at North Carolina</b> 02/19/24 Dean Smith Center, Chapel Hill 2023-24 Men's Basketball													Game Time: 2:00 PM Game Duration: 2:52 Attendance: 21,750		
Officials: Pat Driscoll, Raymie Snyons, Greg Evans															
NO. Name	Min	FG	3P	FT	Rebounds	Fouls	TP	AS	TO	ST	Blocks	±			
5 Armando Bacot	F 30:24	11-16	0-0	3-3	4 8 12	3 4	25	1	1	1	0	13			
55 Harrison Ingram	F 36:07	4-11	0-4	4-5	5 12 17	1 3	12	2	1	0	0	14			
2 Elliot Cadeau	G 23:04	4-7	0-2	0-0	2 2 3	1 8	4	5	0	0	0	19			
3 Cormac Ryan	G 31:50	4-11	4-7	4-4	1 1 2 3	2 16	2	0	0	1	1	0			
4 RJ Davis	G 35:35	6-13	3-8	5-6	1 1 2 3	6 20	5	2	0	0	1	5			
7 Seth Trimble	21:16	1-2	0-0	2-2	0 1 1 2	1 4	4	0	0	0	1	12			
24 JaeLyn Withers	08:44	2-4	0-0	0-1	1 1 2 1	1 4	0	0	2	1	0	-1			
13 Jaalen Washington	09:36	3-4	0-0	1-2	1 1 2 2	1 7	0	0	0	1	0	2			
8 Paxson Wojcik	03:24	0-0	0-0	0-0	0 0 0 0	0 0	0	0	0	0	0	-4			
<b>Team</b>					1 2 3	0	0	0	0	0	0				
<b>Totals</b>		35-68	7-21	19-23	14 29 43	18 19	96	18	9	4	5	15			

Technical Fouls: NONE												
Shooting By Period 1st FG% 18-33 47.4% 3PT% 3-12 25.0% FT% 5-7 71.4% 2nd FG% 17-30 56.7% 3PT% 4-9 44.4% FT% 8-10 80% GM FG% 35-68 51.5% 3PT% 7-21 33.3% FT% 19-23 82.6% Dead Ball Rebounds: 0												
Points from Turnovers VT 20 13 UNC 36 54 Second Chance VT 39 42 81 UNC 50 46 96												

VT		UNC	
Biggest lead	5 (1st 18:25)	16 (2nd 18:26)	
Best Scoring Run	6 (1st 6:17)	11 (2nd 18:26)	
Lead Changes	1		
Times Tied	1		
Time with Lead	02:07	36:25	

### GAME 26: VIRGINIA

Virginia - 41													Record: 20-7 (11-5)		
Official Basketball Box Score - Final <b>Virginia at Virginia Tech</b> 02/19/24 Cassell Coliseum, Blacksburg, Va. 2023-24 Men's Basketball													Game Time: 7:01 PM Game Duration: 1:51 Attendance: 8,925		
Officials: Roger Ayers, Lee Cassell, Doug Shaws															
NO. Name	Min	FG	3P	FT	Rebounds	Fouls	TP	AS	TO	ST	Blocks	±			
22 Jordan Minor	F 13:47	1-4	0-0	3-5	1 0 1 2	3 5	0	1	0	0	2	-8			
2 Reece Beekman	G 30:15	3-10	1-3	0-0	0 3 3 2	1 7	2	3	0	0	0	-30			
4 Andrew Rohde	G 15:56	0-2	0-2	0-0	0 1 1 1	0 0	1	2	0	0	0	-18			
11 Isaac McKeenly	G 29:08	4-8	1-4	2-2	0 2 2 2	2 11	1	0	0	0	0	-25			
13 Ryan Dunn	G 21:54	1-2	0-0	0-0	1 4 5 3	0 0	0	1	0	0	0	-18			
9 Patrick Buchanan	17:19	0-5	0-0	0-0	1 4 5 3	0 0	0	0	0	2	0	-19			
1 Dante Harris	24:04	3-8	0-2	0-0	0 3 3 0	1 6	2	1	2	0	0	-16			
10 Taine Murray	13:05	1-3	0-0	0-0	1 0 1 0	2 0	0	0	0	0	0	-19			
34 Jacob Groves	17:14	1-1	0-0	0-0	1 3 4 1	0 2	0	1	1	0	0	-16			
35 Leon Bond III	09:46	1-4	0-0	0-0	1 2 2 0	2 0	1	0	0	0	0	-7			
12 Elijah Gertrude	07:32	2-5	0-1	0-0	0 0 0 0	0 4	1	0	1	0	1	-4			
<b>Team</b>					1 0 1	0	0	2							
<b>Totals</b>		17-52	2-12	5-7	7 21 28	16 6	41	7	12	4	3	-34			

Virginia Tech - 75													Record: 15-11 (7-9)		
Official Basketball Box Score - Final <b>Virginia Tech at Virginia Tech</b> 02/19/24 Cassell Coliseum, Blacksburg, Va. 2023-24 Men's Basketball													Game Time: 7:01 PM Game Duration: 1:48 Attendance: 8,925		
Officials: Roger Ayers, Lee Cassell, Doug Shaws															
NO. Name	Min	FG	3P	FT	Rebounds	Fouls	TP	AS	TO	ST	Blocks	±			
31 Robbie Beran	F 28:06	4-4	2-2	3-3	1 3 4 0	1 13	0	1	0	0	3	0			
15 Lynn Kidd	C 18:25	5-5	0-0	4-4	1 6 7 1	6 14	0	0	1	1	0	24			
0 Hunter Cattoor	G 24:59	2-6	2-4	0-0	0 2 2 1	0 6	1	0	1	0	0	18			
2 MJ Collins	G 36:28	2-9	0-3	0-0	1 4 5 1	0 4	5	3	0	0	0	36			
3 Sean Pedulla	G 28:21	2-8	0-4	4-4	0 5 0 5	0 8	1	0	1	0	1	22			
23 Tyler Nickel	26:29	5-9	2-5	1-2	0 4 4 1	1 13	6	1	0	0	0	31			
34 Mylajael Poteat	17:48	5-7	0-0	1-4	1 2 1 3	11 2	0	1	0	1	0	12			
13 Jaydon Young	05:25	2-2	0-0	0-0	0 0 0 0	0 6	1	0	0	0	0	-4			
5 Patrick Wessler	03:47	0-0	0-0	0-0	0 0 0 0	0 0	0	0	0	0	0	-2			
10 Brandon Rechsteiner	03:47	0-0	0-0	0-0	0 1 1 0	0 0	0	0	0	0	0	-2			
11 John Camden	03:47	0-1	0-1	0-0	0 0 0 0	0 0	0	0	0	0	0	-2			
33 Michael Ward	01:19	0-1	0-1	0-0	0 0 0 0	0 0	0	0	0	0	0	-2			
55 Conner Venable	01:19	0-1	0-1	0-0	0 0 0 0	0 0	0	0	0	0	0	-2			
<b>Team</b>					1 2	0	0	2							
<b>Totals</b>		27-53	8-23	13-17	5 27	32	6	16	75	17	7	4			

Technical Fouls: NONE												
Shooting By Period 1st FG% 13-26 50.0% 3PT% 4-11 36.4% FT% 6-9 66.7% 2nd FG% 14-27 51.9% 3PT% 4-12 33.3% FT% 7-8 87.5% GM FG% 27-53 50.9% 3PT% 8-23 34.8% FT% 13-17 76.5% Dead Ball Rebounds: 4												
Points from Turnovers VT 16 25 41 UNC 36 39 75												

### GAME 27: PITT

Virginia Tech - 64													Record: 15-12 (7-9)		
Official Basketball Box Score - Final <b>Virginia Tech at Pitt</b> 02/24/24 Fetters Events Center, Pittsburgh 2023-24 Men's Basketball													Game Time: 5:30 PM Game Duration: 1:54 Attendance: 12,904		
Officials: Bill Covington, Jr., Clarence Armstrong, Jerry Heater															
NO. Name	Min	FG	3P	FT	Rebounds	Fouls	TP	AS	TO	ST	Blocks	±			
31 Robbie Beran	F 25:03	2-6	0-2	0-0	1 3 4 4	0 4	0	1	0	0	0	-14			
15 Lynn Kidd	C 15:35	4-8	0-0	0-0	0 2 2 1	1 8	0	1	0	0	0	-7			
0 Hunter Cattoor	G 25:22	2-6	1-4	2-2	0 1 1 5	5 7	1	1	0	0	0	-5			
2 MJ Collins	G 35:51	4-10	1-5	0-0	0 2 2 1	1 9	4	0	1	2	0	-11			
3 Sean Pedulla	G 33:53	7-14	1-4	11-13	0 8 8 3	11 26	7	1	1	0	2	-7			
34 Mylajael Poteat	23:52	5-8	0-0	0-2	3 4 7 3	3 10	0	4	0	0	0	-7			
23 Tyler Nickel	31:14	0-6	0-4	0-0	1 1 1 0	0 1	0	1	0	1	0	-12			
13 Jaydon Young	08:55	0-1	0-1	0-0	0 0 0 0	2 0	0	0	0	0	0	-12			
11 John Camden	00:15	0-0	0-0	0-0	0 0 0 0	0 0	0	0	0	0	0	-0			
<b>Team</b>					2 1 3	0	0	0	0	0	0				
<b>Totals</b>		24-59	3-20	13-17	6 22 28	20 21	64	13	8	3	2	-15			

Pitt - 79													Record: 18-9 (9-7)		
Official Basketball Box Score - Final <b>Virginia Tech at Pitt</b> 02/24/24 Fetters Events Center, Pittsburgh 2023-24 Men's Basketball													Game Time: 5:30 PM Game Duration: 1:54 Attendance: 12,904		
Officials: Bill Covington, Jr., Clarence Armstrong, Jerry Heater															
NO. Name	Min	FG	3P	FT	Rebounds	Fouls	TP	AS	TO	ST	Blocks	±			
2 Blake Hinson	F 40:00	6-15	3-8	7-10	0 3 3 3	6 22	2	2	0	0	1	15			
55 Zack Austin	F 29:59	4-8	1-2	0-2	4 10 14	0 2	9	0	1	1	5	0			
33 Federico Federico	C 20:34	1-1	0-0	0-0	3 3 6 3	0 2	2	2	2	0	0	7			
7 Carlton Carrington	G 20:12	3-4	1-2	0-0	0 4 4 4	0 4	7	1	2	0	0	0			
15 Jaland Lowe	G 36:45	6-13	1-3	5-6	0 4 4 4	6 18	6	2	2	1	1	15			
5 Ishmael Leggett	32:10	6-12	1-3	0-0	2 4 6 3	4 13	2	1	1	0	0	11			
25 Guillermo Diaz Graham	19:26	3-4	2-3	0-0	0 3 3 4	2 8	0	0	0	1	0	8			
24 William Jeffress	00:54	0-0	0-0	0-0	0 0 0 0	0 0	0	0	0	0	0	-1			
<b>Team</b>					0 2 2	0	0	0	0	0	0				
<b>Totals</b>		29-57	9-21	12-18	9 33 42	21 20	79	13	10	4	7	2			

**BOX SCORES**

**GAME 29: WAKE FOREST**

**GAME 30: LOUISVILLE**

**GAME 31: NOTRE DAME**

**GAME 32: ACC TOURNAMENT**



**0 HUNTER CATTOOR**  
GR. • G • 6-3 • 200  
ORLANDO, FLA.  
BISHOP MOORE



**2 MJ COLLINS**  
SO. • G • 6-4 • 195  
CLOVER, S.C.  
COMBINE ACADEMY



**3 SEAN PEDULLA**  
JR. • G • 6-1 • 195  
EDMOND, OKLA.  
EDMOND MEMORIAL



**4 MEKHI LONG**  
GR. • F • 6-7 • 200  
BRYANS ROAD, MD.  
OLD DOMINION



**5 PATRICK WESSLER**  
R-FR. • C • 7-0 • 255  
MATTHEWS, N.C.  
COMBINE ACADEMY



**10 BRANDON RECHSTEINER**  
FR. • G • 6-1 • 185  
ACWORTH, GA.  
ETOWAH



**11 JOHN CAMDEN**  
R-SO. • F • 6-8 • 220  
DOWNTOWN, PA.  
BREWSTER ACADEMY



**13 JAYDON YOUNG**  
FR. • G • 6-4 • 205  
GOLDSBORO, N.C.  
GREENSBORO DAY SCHOOL



**15 LYNN KIDD**  
SR. • C • 6-10 • 235  
GAINESVILLE, FLA.  
CLEMSON



**23 TYLER NICKEL**  
SO. • G/F • 6-7 • 220  
HARRISONBURG, VA.  
NORTH CAROLINA



**31 ROBBIE BERAN**  
GR. • F • 6-9 • 215  
RICHMOND, VA.  
NORTHWESTERN



**33 MICHAEL WARD**  
SO. • G • 6-2 • 175  
BETHESDA, MD.  
WALT WHITMAN



**34 MYLYJAEEL POTEAT**  
SR. • F • 6-9 • 265  
REIDSVILLE, N.C.  
RICE



**55 CONNER VENABLE**  
FR. • G • 6-3 • 190  
WASHINGTON, D.C.  
THE HEIGHTS SCHOOL



**MIKE YOUNG**  
HEAD COACH  
5TH SEASON



**J.D. BYERS**  
ASSISTANT COACH  
1ST SEASON



**KEVIN GILTNER**  
ASSISTANT COACH  
5TH SEASON



**CHRISTIAN WEBSTER**  
ASSISTANT COACH  
8TH SEASON