



HOKIES

2019-20 Virginia Tech Men's Basketball Game Notes

Game Info

Tuesday, Feb. 4 | Game 23
McCormick Pavilion | Atlanta, Ga.

INFORMATION

Virginia Tech
Hokies



Record.....14-8, 5-6 ACC
Starters R/L.....1/4
Head Coach.....Mike Young
Record at Tech (Years).....14-8 (1st)

Georgia Tech
Yellow Jackets



Record.....10-12, 4-7 ACC
Starters R/L.....4/1
Head Coach.....Josh Pastner
Record at FSU (Years).....36-64 (4th)

NUMBERS TO KNOW

3

• With their loss to then-No. 5/6 Florida State, the Hokies have tied their longest losing streak of the season with three straight games, which happened twice in Maui and vs. Duke.

4

• After coughing up a season-worst six TOs at Miami, Wabissa Bede got back to his ways with six assists and two TOs vs. FSU, with now having the No. 4 A/T ratio nationally.

8

• Rarely fouling teams, VT commits the eighth-fewest fouls per game in the nation with 13.8 and tied its second-fewest in an ACC game this season with 12 vs. FSU Saturday.

PROJECTED STARTERS (Based off last game)

#	Name	P	R	A	B	S
2	Landers Nolley (G/F)	17.5	5.6	2.6	0.3	0.8
3	Wabissa Bede (G)	5.8	4.0	6.3	0.3	1.2
4	Nahiem Alleyne (G)	9.4	2.5	1.5	0.2	0.4
14	P.J. Horne (F)	7.4	4.4	0.4	0.7	0.7
23	Tyrece Radford (G)	9.4	6.5	1.3	0.3	1.0

On the Call

Dave O'Brien (PxP)
Cory Alexander (Analyst)
Katie George (Sideline)



AT THE RIM

- Hitting the road for the second straight mid-week game in a row, the Virginia Tech men's basketball team will play at Georgia Tech at 7 p.m. ET Tuesday on ACC Network.
- Virginia Tech leads the all-time series 20-6 and has won six games in a row over the Yellow Jackets dating back to 2015. The Hokies are 8-3 in Atlanta, including being 4-1 the last five games in the ATL.
- The last time these two faced off, the Hokies trailed by three at the break, but got hot in the second half and won 76-68. (More on page 5)
- VT coach Mike Young is 1-2 all-time versus Georgia Tech coach Josh Pastner, but won the most recent matchup on Dec. 6, 2017 in Spartanburg, South Carolina, 63-60 at Wofford.

WHO TO WATCH



- Picking up where he left off in Miami, redshirt freshman Tyrece Radford led Tech in scoring for the second straight game with 18 points.
- Radford went 8 for 10 from the floor, with getting six boards & scoring 10 of his 18 points in the first half.

- Facing an 11-4 deficit early in the first half, guard Hunter Cattoor went to work off the bench, making four shots in a row for a quick 10 points to trim FSU's lead to one.
- It gave the freshe his seventh game of scoring in double figures & first since Dec. 29.



LAST TIME OUT

- The Hokies fell for the third straight game, losing to then-No. 5/6 Florida State at home, shooting 23.3% from 3 and allowing the Seminoles' Devin Vassell to score 24 points (7 3s).
- Tech outscored FSU 18-11 off TOs & in the paint (32-20) despite a height disadvantage.

Schedule

NOVEMBER

5	AT CLEMSON* (ESPNU)	W, 67-60
8	COPPIN STATE (ACCNX)	W, 74-42
13	USC UPSTATE (ACCNX)	W, 80-57
16	LEHIGH (ACCNX)	W, 79-53
20	DELAWARE STATE (ACCNX)	W, 100-64
25	(1) vs. No. 3/3 MICHIGAN STATE (ESPN2)	W, 71-66
26	(1) vs. [RV/--] DAYTON (ESPN)	L, 89-62
27	(1) vs. BYU (ESPN2)	L, 90-77

DECEMBER

6	No. 10/8 DUKE* (ACCN)	L, 77-63
11	CHATTANOOGA (ACCN)	W, 63-58
15	GARDNER-WEBB (ACCNX)	W, 73-46
21	VMI (ACCN)	W, 64-55
29	MARYLAND EASTERN SHORE (RSN)	W, 92-37

JANUARY

4	AT No. 19/19 VIRGINIA* (RSN)	L, 65-39
7	AT SYRACUSE* (ACCN)	W, 67-63
11	NC STATE* (RSN)	W, 72-58
14	AT WAKE FOREST* (ACCN)	W, 80-70
18	SYRACUSE* (RSN)	L, 71-69
22	NORTH CAROLINA* (ACCN)	W, 79-77 (2OT)
25	AT BOSTON COLLEGE* (ESPN)	L, 61-56
28	AT MIAMI (FLA.)* (ACCN)	L, 71-61

FEBRUARY

1	No. 5/6 FLORIDA STATE* (RSN)	L, 74-63
4	AT GEORGIA TECH* (ACCN)	7 P.M.
8	BOSTON COLLEGE* (RSN)	NOON
15	PITT* (ACCN)	6/8 P.M.
19	MIAMI (FLA.)* (RSN)	9 P.M.
22	AT No. 7/7 DUKE* (ESPN/ESPN2/ESPNU/ACCN)	4 P.M.
26	[RV/RV] VIRGINIA* (ESPN/ESPN2/ESPNU/ACCN)	7 P.M.

MARCH

1	AT No. 5/5 LOUISVILLE* (ACCN)	6 P.M.
4	CLEMSON* (ACCN)	7 P.M.
7	AT NOTRE DAME* (ACCN)	2 P.M.
10-14	(2) vs. TBA (ESPN/ESPN2/ACCN)	TBA

* ACC GAME | AP POLL RANKING/COACHES POLL RANKING

- 1 - MAUI JIM MAUI INVITATIONAL (MAUI, HAWAII)
- 2 - ACC TOURNAMENT (GREENSBORO, N.C.)

VIRGINIA TECH CONTACT INFO

Lance Dozier | Phone: (507) 993-1898 | Email: lance17@vt.edu
Assistant Director, Strategic Communications
Matt Johnson | Phone: (336) 692-2690 | Email: mattj3@vt.edu
Student Assistant, Strategic Communications

Social



@HokiesMBB



@HokiesMBB



/HokieSports



AP Top 25 Poll - Week 14

Feb. 3 | *Opponents in italics*

#	Team (1st place)	Record	Points
1	Baylor (49)	19-1	1608
2	Gonzaga (15)	23-1	1567
3	Kansas (1)	18-3	1472
4	San Diego State	23-0	1447
5	<i>Louisville</i>	19-3	1352
6	<i>Dayton</i>	20-2	1271
7	<i>Duke</i>	18-3	1242
8	<i>Florida State</i>	18-3	1188
9	Maryland	17-4	999
10	Villanova	17-4	959
11	Auburn	19-2	926
12	Seton Hall	16-5	900
13	West Virginia	17-4	827
14	Oregon	18-5	758
15	Kentucky	16-5	660
16	<i>Michigan State</i>	16-6	624
17	Iowa	16-6	604
18	LSU	17-4	572
19	Butler	17-5	437
20	Illinois	16-6	373
21	Creighton	17-5	372
22	Penn State	16-5	356
23	Arizona	15-6	164
24	Colorado	17-5	134
25	Houston	17-5	85

Receiving Votes: Texas Tech 66, Marquette 31, Ohio State 19, Tulsa 19, Rhode Island 18, UNI 17, Wichita State 17, BYU 14, Rutgers 12, Stanford 7, Stephen F. Austin 3, Winthrop 1, Yale 1, Michigan 1, Bowling Green 1, *Virginia 1*

Coaches Top 25 Poll - Week 14

Feb. 3 | *Opponents in italics*

#	Team (1st place)	Record	Points
1	Baylor (20)	19-1	787
2	Gonzaga (12)	23-1	772
3	Kansas (1)	18-3	718
4	San Diego State	23-0	710
5	<i>Louisville</i>	19-3	670
6	<i>Dayton</i>	20-2	637
7	<i>Duke</i>	18-3	615
8	<i>Florida State</i>	18-3	534
9	Maryland	17-4	509
10	Auburn	19-2	455
11	West Virginia	17-4	439
12	Villanova	17-4	411
13	Seton Hall	16-5	405
14	<i>Michigan State</i>	16-6	340
15	Oregon	18-5	337
16	Kentucky	16-5	322
17	Iowa	16-6	310
18	LSU	17-4	245
19	Butler	17-5	205
20	Penn State	16-5	201
21	Illinois	16-6	176
22	Creighton	17-5	158
23	Arizona	15-6	125
24	Colorado	17-5	92
25	Houston	17-5	61

Receiving Votes: Texas Tech 31, Rutgers 21, Ohio State 20, Wichita State 20, Marquette 18, Tulsa 12, Yale 10, Rhode Island 8, Saint Mary's 8, UNI 4, Stanford 4, *Virginia 3*, Wisconsin 3, Indiana 2, *BYU 2*

GENERAL INFORMATION

University Name	Virginia Tech
Location	Blacksburg, Va.
Founded	1872
Enrollment	34,000
President	Dr. Timothy Sands
Director of Athletics	Whit Babcock
Nickname	Hokies
Mascot	Hokie Bird
Colors	Chicago Maroon and Burnt Orange
Affiliation	NCAA Division I
Conference	Atlantic Coast
Home Court	Cassell Coliseum
Capacity	9,275

INFORMATION

2018-19 Record	26-9
Conference Record/Finish	12-6 (5th in ACC)
Starters Returning/Lost	1/4
Letterwinners Returning/Lost	4/5
Newcomers	8 (4 freshmen, 2 redshirts, 1 transfer, 1 walk-on)

STAFF

Head Coach	Mike Young (Emery & Henry, 1986)
Virginia Tech Record/Years	14-8 / First season
Overall Record/Years	313-252 / 18 years
Associate Head Coach	Chester Frazier (Illinois, 2009)
Assistant Coach	Antwon Jackson (Pikeville, 1993)
Assistant Coach	Christian Webster (Harvard, 2013)
Chief of Staff	Stephanie Ballein (Virginia Tech, 1990, 1995)
Special Assistant to the Head Coach	Kevin Giltner (Wofford, 2012)
Special Assistant for Recruiting	Matt Olinger (Liberty, 2007)
Director of Player Personnel	Ryan Nadeau (Michigan State, 2016)
Director, Sports Medicine	Hisham Ziyout (Salisbury, 2015)
Coordinator of Basketball Relations	Ace Custis (Virginia Tech, 1997)
Senior Director, Strength & Conditioning	David Land (App State, 2011)
Assistant Director, Equipment Services	Bruce Garnes (Virginia Tech, 1994, 1996)
Graduate Assistant	Chakiris Moss (Greensboro, 2013)
Graduate Assistant	Will Stigall (Wofford, 2019)
Administrative Assistant	Isabelle Schneiderman (Virginia Tech, 2019)

ROSTER

No.	Name	Pos.	Ht.	Wt.	Cl.	Hometown	High School/Last School
0	Hunter Cattoor	G	6-3	205	Fr.	Orlando, Fla.	Bishop Moore
1	Isaiah Wilkins	G	6-4	225	So.	Winston-Salem, N.C.	Mount Tabor
2	Landers Nolley II	G/F	6-7	225	r-Fr.	Atlanta, Ga.	Langston Hughes
3	Wabissa Bede	G	6-0	200	Jr.	North Andover, Mass.	Cushing Academy
4	Nahiem Alleyne	G	6-3	195	Fr.	Buford, Ga.	Mountain View
10	Jonathan Kabongo	G	6-4	195	So.	Toronto, Canada	Thornlea Secondary
11	Brendan Palmer	G	6-4	195	So.	Winston-Salem, N.C.	Forsythe Country Day
13	Grant Yates	F	6-8	210	So.	Gainesville, Va.	Battlefield/Christopher Newport
14	P.J. Horne	F	6-6	225	Jr.	Tifton, Ga.	Tift County
15	Jalen Cone	G	5-10	170	Fr.	Walkertown, N.C.	Walkertown
21	John Ojiako	F	6-10	240	Fr.	Lagos, Nigeria	Admiral Farragut
22	Keve Aluma	F	6-9	240	Jr.	Berlin, Md.	Stephen Decatur/Wofford
23	Tyrece Radford	G	6-1	205	r-Fr.	Baton Rouge, La.	McKinley
24	Branden Johnson	F	6-8	230	Gr.	Garfield Heights, Ohio	Garfield Heights/Alabama St.
25	Ryan Payne	F	6-8	220	Jr.	Mechanicsville, Va.	Hanover

PRONUNCIATIONS

Nahiem Alleyne	na-HEEM ah-LEAN	Jonathan Kabongo	kuh-BONGO
Keve Aluma	Kev-aye	Landers Nolley II	NAH-lee
Wabissa Bede	wa-BEE-sah BEE-dee	John Ojiako	OH-gee-ah-co
Hunter Cattoor	cuh-TOUR	Tyrece Radford	TIE-reese





2019-20 ACC Standings

#	Team	Overall	ACC	Pct.
1.	No. 5/5 Louisville	19-3	10-1	.864
2.	No. 7/7 Duke	18-3	8-2	.857
	No. 8/8 Florida State	18-3	8-2	.857
4.	[RV/RV] Virginia	14-6	6-4	.700
5.	Syracuse	13-9	6-5	.591
6.	Pitt	14-8	5-6	.636
	NC State	14-8	5-6	.636
	Boston College	11-11	5-6	.500
	Clemson	11-10	5-6	.524
	Virginia Tech	14-8	5-6	.636
11.	Notre Dame	13-8	4-6	.619
12.	Georgia Tech	10-12	4-7	.455
13.	North Carolina	10-11	3-7	.476
14.	Wake Forest	10-11	3-8	.476
	Miami (Fla.)	11-10	3-8	.524

2019-20 Preseason ACC Coaches' Poll

#	Team (First-place votes)	Points
1.	Duke (51)	1564
2.	North Carolina (19)	1493
3.	Louisville (29)	1448
4.	Virginia (12)	1405
5.	Florida State	1157
6.	NC State	1038
7.	Notre Dame	915
8.	Syracuse	910
9.	Miami (Fla.)	768
10.	Pitt	577
11.	Clemson	564
12.	Georgia Tech	437
13.	Boston College	382
14.	Virginia Tech	334
15.	Wake Forest	328

Preseason All-ACC Team

First Team

Jordan Nwora, Louisville, 95
 Tre Jones, Duke, 89
 Cole Anthony, North Carolina, 81
 John Mooney, Notre Dame, 51
 Mamadi Diakite, Virginia, 49

Second Team

Markell Johnson, NC State, 39
 Vernon Carey Jr., Duke, 19
 Chris Lykes, Miami, 18
 Garrison Brooks, North Carolina, 11
 Trent Forrest, Florida State, 11

Preseason ACC Freshman of the Year

Cole Anthony, North Carolina, 89
 Vernon Carey Jr., Duke, 8
 Wendell Moore Jr., Duke, 5
 Casey Morsell, Virginia, 3
 Cassius Stanley, Duke, 3
 Matthew Hurt, Duke, 3

Preseason ACC Player of the Year

Jordan Nwora, Louisville, 55
 Cole Anthony, North Carolina, 31
 Tre Jones, Duke, 19
 John Mooney, Notre Dame, 3
 Mamadi Diakite, Virginia, 2
 Markell Johnson, NC State, 1

A WIN WOULD

- Snap the Hokies' three-game losing streak and give them seven consecutive wins over the Yellow Jackets.
- Even Tech coach Mike Young's record versus Georgia Tech and coach Josh Pastner to 2-2 and give him two straight wins over GT/Pastner.

THE DUDE IS BACK

- Redshirt freshman Landers Nolley will be back at his stomping grounds Tuesday night, playing for Langston Hughes High School in Atlanta.
- Nolley will have over 20 friends and family in attendance at McCamish Pavilion Tuesday.

RECAPPIN' NO. 5/6 FLORIDA STATE

- Tech faced the tallest team in the country and relatively hung with them, trailing by five at the half and kept it within mostly single-digits in the second half, but could not hit open looks down the stretch and fell by 11 points.
- The Hokies, who have been a little uncharacteristic as of late in the turnover department, had 10 TOs, marking their third straight game of 10 or more.
- Tech's 23 percent clip from downtown was its worst 3-point percentage since Jan. 4 at UVA (16%), and its six free-throw attempts tied its fewest in an ACC game this year (Duke, Dec. 6).

RECAPPIN' MIAMI (FLA.)

- Tech once again got into a double-digit first-half deficit, marking the sixth time out of its last eight games since the beginning of January, and could not quite muster the comeback.
- Tyrece Radford went off, scoring a career-high 24 points and willed Tech to a comeback, making it a two-possession game with a minute to go.
- Tech forced the Hurricanes into 16 turnovers, which gives them three straight games of making its opponent have at least 10 miscues.
- The Hokies only had nine bench points, marking just the third time this season the reserves had less than double-digit points.

DISHIN' IT OUT

- Tech's Wabissa Bede has showed his flashes of being one of the better point guards in the land, racking up seven games of owning eight or more assists this season.
- The mark makes him one of only seven high-major players to do so, and is the only one in the ACC. He is tied for 11th nationally among all DI players.

Player	8+ AST G
Zavier Simpson (Michigan)	12
Ashton Hagans (Kentucky)	8
Charlie Moore (DePaul)	8
Kendric Davis (SMU)	8
Wabissa Bede (Virginia Tech)	7
Tyrese Haliburton (Iowa State)	7
Cam Mack (Nebraska)	7

WELL DONE, NAW

- Former Hokie and New Orleans Pelicans' Nickeil Alexander-Walker has been name to Team World in the 2020 NBA Rising Stars Game.

DIAPER DANDIES

- The ACC has arguably the best two scorers in the nation among the freshman class, with Duke and Tech being in the mix.
- The Hokies' Landers Nolley and the Blue Devils' Vernon Carey Jr. are in the top five.

Player	PPG	PTS	GP
Anthony Edwards (Georgia)	19.3	406	21
Vernon Carey Jr. (Duke)	17.8	374	21
Isaiah Stewart (Washington)	17.7	406	23
Landers Nolley (VT)	17.5	385	22
Jordyn Adams (Austin Peay)	17.4	400	23

GET IT GOING FROM DOWNTOWN

- Tech is one of the better shooting teams from beyond the arc in the country and a big reason why is because multiple guys that can stroke it.
- Tech ranks ninth nationally in 3-point field goals made per game with 10.3 and is one of only four schools in a high-major conference to average 10 or more makes a game.

Team	3FG	3PG	G
Alabama	215	10.2	21
Virginia Tech	223	10.1	22
Marquette	222	10.1	22
Notre Dame	210	10.0	21

CHECKING IN ON NET

- The NET rankings came out on Monday, Dec. 16 and the Hokies were at No. 62. Tech is 2-4 against quadrant I teams this year and went 4-9 last year.
- Tech's best win of the season came against then-No. 3/3 Michigan State, which ranks 10th in NET.
- As of Monday, Feb. 3, Tech sits at No. 61.
- Last season, the Hokies, after making a run to the Sweet 16, finished in the final NET rankings at 12.
- Ironically, Wofford, which was coached by Mike Young, came in two spots below at No. 14.

COMEBACK KIDS

- Though it's been painful on the fans, with all the ups and downs that come with digging yourself out of a hole, the Hokies have found a way to do so in three of their last four ACC wins, facing double-digit deficits in three of those games and completing the comeback.
- The Hokies came back from a 12-point disadvantage against North Carolina. And then previously double-digit deficits two games in a row (at 'Cuse, vs. NC State), marking the first time doing so since 2017.
- Tech trailed 10-0 to start the NC State contest, then ripped off a 13-0 run to take a lead it would not relent.
- Earlier in the week at Syracuse, the 11-point deficit was Tech's largest comeback of the season and marked its biggest comeback since Nov. 18, 2018 versus then-No. 23 Purdue (12 points).
- The last time Tech had consecutive games of trailing by 10 or more and coming back to win was on Feb. 12, 2017 versus Virginia (14 points) and Feb. 14, 2017 against Pitt (13).
- Tech almost did it vs. Syracuse, trailing by as many as 16 and cutting it to a one-point game with 40 seconds left, but fell short. Similarly to Boston College, trailing by six with 40 seconds left and getting a clutch 3 by Jalen Cone and two missed free throws on the other end, but couldn't connect on its next two shots to fall 61-56. And then at Miami (Fla.), Tech was down 22 and cut it to four with a minute to go, but no cigar.



LAST TIME TEAM...

Tech scored 100 points and won: 103-79, vs. Washington, 11-17-17
 Tech scored 100 points and lost: 100-104 2OT vs. Maryland, 2-27-10
 Tech played in overtime: 79-77, 2OT, vs. North Carolina, 1-22-20
 Tech played in consecutive overtime games: 82-77 vs. UAB, 11-28-15 & 79-81 vs. Northwestern, 12-1-15
 Tech played 2 OT: 79-77, 2OT, vs. North Carolina, 1-22-20
 Tech played 3 OT: 86-90 at WVU, 2-2-83
 Tech scored 100+ points: 100-64 vs. Delaware State, 11-20-19
 Tech scored 90-99 points: 92-37 vs. Maryland Eastern Shore, 12-29-19
 Tech scored 80-89 points: 80-70 at Wake Forest, 1-14-20
 Tech scored 70-79 points: 79-77 (2OT) vs. North Carolina, 1-22-20
 Tech scored 60-69 points: 63-74 vs. No. 5/6 Florida State, 2-1-20
 Tech scored 50-59 points: 56-61 at Boston College, 1-25-20
 Tech scored 40-49 points: 47-24 at NC State, 2-2-19
 Tech scored 30-39 points: 39-65 at No. 19/19 Virginia, 1-4-20
 Tech scored 20-29 points: 27-40 at McGuire Hospital, 2-2-46
 Tech scored 10-19 points: 16-45 at Virginia, 1-30-39
 Tech scored less than 10 points: 9-29 vs. North Carolina, 1-12-35
 Tech allowed 100+ points: 82-103 at North Carolina, 1-21-19
 Tech allowed 90-99 points: 77-90 vs. BYU, 11-27-19
 Tech allowed 80-89 points: 62-89 vs. Dayton, 11-26-19
 Tech allowed 70-79 points: 63-74 vs. No. 5/6 Florida State, 2-1-20
 Tech allowed 60-69 points: 56-61 at Boston College, 1-25-20
 Tech allowed 50-59 points: 72-58 vs. NC State, 1-11-20
 Tech allowed 40-49 points: 73-46 vs. Gardner-Webb, 12-15-19
 Tech allowed 30-39 points: 92-37 vs. Maryland Eastern Shore, 12-29-19
 Tech allowed 20-29 points: 47-24 at NC State, 2-2-19
 Tech allowed 10-19 points: 60-19 vs. Lynchburg College, 1-9-46
 Tech allowed less than 10 points: 28-9 vs. Hampden-Sydney, 1-17-23
 Tech scored at least 60 points in a half: 66, 2nd half, vs. The Citadel, 12-17-17
 Largest margin of victory: 83 points vs. Randolph Macon Academy, 87-4, 1-10-1911
 Largest margin of victory in an ACC game: 29 points vs. Wake Forest, 94-65, 1-15-11
 Tech defeated a ranked opponent on the road: 47-24 at No. 23/22 NC State, 2-2-19
 Tech defeated a ranked opponent at home: 77-72 vs. No. 3/2 Duke, 2-26-19
 Tech defeated a ranked opponent on a neutral court: 71-66 vs. No. 3 Michigan State, 11-25-19, Maui
 Tech defeated a defending national champion: 80-69 vs. North Carolina, 1-22-18
 Tech held opponent without a double-figure scorer: 65-47 vs. Miami, ACC Tournament, 3-12-09
 No Tech player scored in double figures: 41-57 vs. Temple, 2-25-96
 Tech had six players score in double figures: at Boston College, 2-25-17
 Tech had seven players score in double figures: vs. The Citadel, 12-17-16
 Tech did not make a 3-point field goal: at Providence, 2-1-03
 Tech's opponent did not make a 3-point field goal: at NC State, 2-10-10
 Tech did not shoot a free throw in the first half: vs. Lehigh, 11-16-19
 Tech did not shoot a free throw in the second half: vs. Virginia, 12-5-10
 Tech's opponent did not shoot a free throw: vs. VMI, 12-21-19
 Tech held an opponent under 10 points in a half: 9 points, vs. Eastern Michigan, 12-22-11
 Tech held an opponent under 20 points in a half: 12 points, vs. Coppin State, 11-8-19
 Tech had double figures in blocked shots: 13, 87-82, vs. West Virginia, 11-12-13
 Tech came back from a double-figure deficit to win: 12 points vs. North Carolina, 1-22-20
 Lost a double-digit lead: 10 points at Boston College, 1-25-20
 Tech led by 20 or more points at half time of a game: 23 points vs. Maryland Eastern Shore, 12-29-19
 Tech had 20-29 assists in a game: 20 vs. Maryland Eastern Shore, 12-29-19
 Tech had 30 or more assists: 36 vs. The Citadel, 11-12-17
 Tech won a neutral-court game (no tourney): 73-61 vs. Washington (Atlantic City, N.J.), 12-15-18
 Tech held a team under 20 percent from the field: 16.7% at NC State, 2-2-19
 Tech won an NCAA Tournament game: 67-58 vs. Liberty (NCAA Tournament), 3-24-19

LAST TIME PLAYER...

A Tech player recorded a triple-double: Chris Clarke (13 pts./12 rebs./10 ast.) vs. The Citadel, 12-17-16
 Two Tech players recorded double-doubles in a game: Kerry Blackshear Jr. (22 pts./15 rebs.) & Chris Clarke (15 pts./10 rebs.) vs. The Citadel, 11-12-17
 Two Tech players recorded double-doubles in consecutive games: vs. UNC, ACC Tournament, 3-13-09 and vs. Duquesne, NIT, 3-18-09
 Tech player had five or more steals: Nickeil Alexander-Walker (6) vs. Miami (Fla.), 1-30-19
 Tech player had 10 or more assists in a game: Wabissa Bede (10) vs. Delaware State, 11-20-19
 Tech player had 20 or more rebounds in a game: Jeff Allen (21) vs. Longwood, 12-14-08
 Two Tech players had double figures in rebounds: Kerry Blackshear Jr. (15 rebs.) & Chris Clarke (10 rebs.) vs. The Citadel, 11-12-17
 Two Tech players had five or more assists: Wabissa Bede (6) & Tyrece Radford (5) vs. UMES 12-29-19
 Three Tech players had five or more assists: Chris Clarke (10) Justin Robinson (6), Seth Allen (6) vs. The Citadel, 12-17-16
 Four Tech players had five or more assists: Kerry Blackshear (8), Devin Wilson (7), Justin Robinson (7), Chris Clarke (5) vs. The Citadel, 11-12-17
 Three Tech players had five or more 3-pointers: Nahiem Alleyne (5), Jalen Cone (5), Isaiah Wilkins (5) vs. Delaware State, 11-20-19
 Two Tech players scored 20 or more points: Landers Nolley II (21 points) & Tyrece Radford (21 points) at Wake Forest, 1-14-20
 Three Tech players scored 20 or more points: Nickeil Alexander-Walker (25 points), Ahmed Hill (23 points) and Justin Robinson (23 points) vs. Purdue, 11-18-18
 Same two Tech players scored 20 or more points in consecutive games: Nickeil Alexander-Walker & Kerry Blackshear Jr., 11-10 & 11-12-17
 Tech freshman scored 20 or more points in a game: 24, Tyrece Radford, at Miami (Fla.), 1-28-20
 Two Tech freshmen scored in double figures in a game: Tyrece Radford (18 points) and Landers Nolley (14) and Hunter Cattoor (10) vs. No. 5/6 Florida State, 2-1-20
 Three Tech freshmen scored in double figures in a game: Tyrece Radford (18 points) and Landers Nolley (14) and Hunter Cattoor (10) vs. No. 5/6 Florida State, 2-1-20
 Four Tech freshmen scored in double figures in a game: Landers Nolley II (21 points), Tyrece Radford (21) Jalen Cone (15) and Nahiem Alleyne (10) at Wake Forest, 1-14-20
 Tech player scored 30-39 points in a game: 30, Landers Nolley at Clemson, 11-5-19
 Tech player scored 40-49 points in a game: 41, Dorezno Hudson vs. Seton Hall, 1-2-10
 Tech player scored 50+ points in a game: 51, Bimbo Coles vs. Southern Miss., 2-6-88
 Tech player had consecutive double-doubles: Kerry Blackshear Jr., 2-18-19, 2-23-19 & 2-26-19
 Tech player had three consecutive double-doubles: Kerry Blackshear Jr., 2-18-19, 2-23-19 & 2-26-19
 Tech freshman had consecutive double-doubles: Kerry Blackshear Jr., 12-13-15 & 12-19-15
 Tech allowed a triple-double: Dennis Smith Jr. (27 pts., 11 rebs., 11 assists), at NC State, 1-4-17
 Tech had a walk-on score in double figures: Christian Beyer, 13 pts., vs. Alabama A&M, 12-14-14

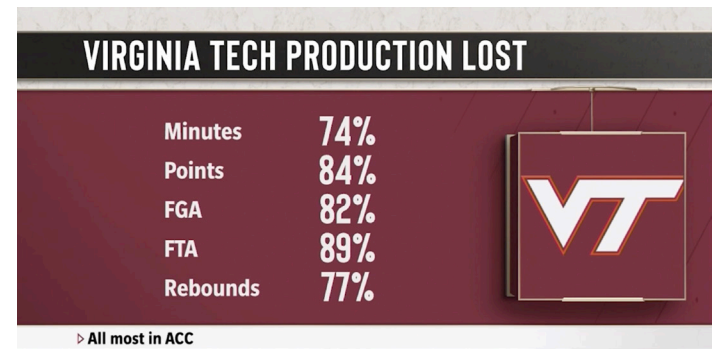
What's a Hokie?



The answer leads all the way back to 1896 when Virginia Agricultural and Mechanical College changed its name to Virginia Polytechnic Institute. With the change came the necessity for writing a new cheer and a contest for such a purpose was held by the student body.

Senior O.M. Stull won first prize for his "Hokie" yell which is still used today. Later, when asked if "Hokie" had any special meaning, Stull explained the word was solely the product of his imagination and was used only as an attention-getter for his yell. It soon became a nickname for all Tech teams and for those people loyal to Tech athletics.

The official university school colors - Chicago Maroon and Burnt Orange - also were introduced in 1896. The colors were chosen by a committee because they made a 'unique combination' not worn elsewhere at the time. The official definition of "hokie" is "a loyal Virginia Tech Fan".



'19 CLASS OF HIGH-MAJOR COACHES

- Out of the seven high-major conferences (ACC, American, BIG EAST, B1G, Big 12, Pac-12 and SEC), there are 14 new head coaches for the 2019-20 season.
- Virginia Tech coach Mike Young is just one of six coaches that were a mid-major coach to jump up to the big leagues, joining Alabama's Nate Oats (Buffalo), Arkansas' Eric Musselman (Nevada), Tulane's Ron Hunter (Georgia State) and Washington State's Kyle Smith (San Francisco).
- Of the 14 new coaches, Young was the longest-tenured coach to leave, following his 17-year stint as the head guy at Wofford.
- The NBA saw three of its coaches jump into the college ranks, with Michigan's Juwon Howard (Miami Heat), Nebraska's Fred Hoiberg (Chicago Bulls) and Vanderbilt's Jerry Stackhouse (Memphis Grizzlies).
- In this cycle, only one assistant coach was promoted from within and that was Temple's Aaron McKie, who served as an assistant under Fran Dunphy for five seasons in Philadelphia.
- While former Hokie coach Buzz Williams, who is now at Texas A&M, was one of just two coaches this offseason to jump ship and go high-major for high-major, with UCLA's Mick Cronin (Cincinnati) being the other.
- A full breakdown of the 14 coaches this cycle is below, with the SEC welcoming the most among the seven leagues with four. The Big 12 was the lone conference not to have a new head coach this offseason.

School	Name	Previous Team
Alabama	Nate Oats	Buffalo (HC)
Arkansas	Eric Musselman	Nevada (HC)
Cal	Mark Fox	*Georgia (HC)
Cincinnati	John Brannen	Northern Kentucky (HC)
Michigan	Juwon Howard	Miami Heat (NBA Assistant)
Nebraska	Fred Hoiberg	Chicago Bulls (NBA HC)
St. John's	Mike Anderson	Arkansas (HC)
Temple	Aaron McKie	Temple (Assistant)
Texas A&M	Buzz Williams	Virginia Tech (HC)
Tulane	Ron Hunter	Georgia State (HC)
UCLA	Mick Cronin	Cincinnati (HC)
Vanderbilt	Jerry Stackhouse	Memphis Grizzlies (NBA Assistant)
Virginia Tech	Mike Young	Wofford (HC)
Washington State	Kyle Smith	San Francisco (HC)

* Coach Mark Fox last coached Georgia in 2017-18.



RECORD WHEN...

Leading at the half:	11-3
Trailing at the half:	3-5
Tied at the half:	0-0
Playing Overtime:	1-0
Shooting 50% or better:	2-1
Shooting between 40-49.9%:	6-6
Shooting less than 40%:	5-1
Opponents shoot 50% or better:	0-2
Opponents shoot less than 50%:	14-6
VT outrebounds its opponent:	7-0
Opponent outrebounds VT:	7-8
Teams are tied in rebounds:	0-0
VT shoots 70% FT or better:	9-2
VT shoots less than 70% FT:	5-6
Scoring less than 50 points:	0-1
Scoring 50-59 points:	0-1
Scoring 60-69 points:	4-5
Scoring 70-79 points:	6-1
Scoring 80-89 points:	2-0
Scoring 90 or more points:	2-0
Allowing less than 30 points:	0-0
Allowing 30-39 points:	1-0
Allowing 40-49 points:	2-0
Allowing 50-59 points:	5-0
Allowing 60-69 points:	4-2
Allowing 70-79 points:	3-3
Allowing 80-89 points:	0-1
Allowing 90 or more points:	0-1
Game decided by 1-4 points or OT:	2-2
Game decided by 5-10 points:	5-1
Game decided by 11+ points:	7-5
Playing in the morning:	0-0
Playing at night:	9-3
Playing in the afternoon:	5-5
Playing on Monday:	1-0
Playing on Tuesday:	3-2
Playing on Wednesday:	4-1
Playing on Thursday:	0-0
Playing on Friday:	1-1
Playing on Saturday:	3-4
Playing on Sunday:	2-0
Playing in November:	6-2
Playing in December:	4-1
Playing in January:	4-4
Playing in February:	0-1
Playing in March:	0-0

LAST TIME OUT VS. GEORGIA TECH



Official Basketball Box Score -- Game Totals -- Final Statistics
Georgia Tech vs Virginia Tech
 02/13/19 8:00 pm at



Georgia Tech 68 • 11-14

##	Player	Total			3-Ptr			Rebounds			PF	TP	A	TO	Blk	Stl	Min
		FG-FGA	FG-FGA	FT-FTA	FG-FGA	FG-FGA	FT-FTA	Off	Def	Tot							
01	James Banks III	c	5-8	0-0	5-6	5	3	8	4	15	3	2	2	0	36		
00	Michael Devoe	g	6-11	4-7	6-7	0	5	5	2	22	5	2	1	0	37		
04	Brandon Alston	g	1-3	1-1	0-0	1	2	3	0	3	1	2	0	0	19		
10	Jose Alvarado	g	2-10	0-6	0-0	0	1	1	2	4	1	0	0	0	31		
13	Curtis Haywood II	g	1-3	1-3	0-0	0	1	1	2	3	0	2	0	1	13		
05	Moses Wright		3-9	1-2	0-0	0	2	2	1	7	1	1	0	1	24		
12	Khalid Moore		1-1	1-1	0-0	0	0	0	0	3	3	0	0	0	10		
34	Abdoulaye Gueye		0-0	0-0	0-0	0	0	0	0	0	1	0	0	0	4		
35	Kristian Sjolund		4-8	3-7	0-0	1	5	6	3	11	0	1	1	0	26		
Team																	
Totals			23-53	11-27	11-13	10	21	31	14	68	15	13	4	2	200		

FG % 1st Half: 11-28 39.3% 2nd half: 12-25 48.0% Game: 23-53 43.4% Deadball Rebounds 3,1
 3FG % 1st Half: 4-12 33.3% 2nd half: 7-15 46.7% Game: 11-27 40.7%
 FT % 1st Half: 4-4 100.0 2nd half: 7-9 77.8% Game: 11-13 84.6%

Virginia Tech 76 • 19-5

##	Player	Total			3-Ptr			Rebounds			PF	TP	A	TO	Blk	Stl	Min
		FG-FGA	FG-FGA	FT-FTA	FG-FGA	FG-FGA	FT-FTA	Off	Def	Tot							
24	Kerry Blackshear Jr.	f	5-10	1-2	5-7	2	2	4	3	16	8	0	0	4	36		
42	Ty Outlaw	f	6-12	6-12	2-3	0	3	3	1	20	1	0	3	1	38		
03	Wabissa Bede	g	1-1	0-0	0-0	0	2	2	4	2	1	2	0	0	19		
04	N. Alexander-Walker	g	5-12	3-7	3-3	0	1	1	2	16	7	2	0	2	34		
13	Ahmed Hill	g	4-10	1-6	2-4	0	6	6	1	11	1	2	0	0	36		
01	Isaiah Wilkins		3-6	2-3	1-1	4	2	6	3	9	2	1	0	0	28		
14	P.J. Horne		1-2	0-0	0-0	1	0	1	2	2	0	2	0	0	9		
Team																	
Totals			25-53	13-30	13-18	8	18	26	16	76	20	9	3	7	200		

FG % 1st Half: 9-26 34.6% 2nd half: 16-27 59.3% Game: 25-53 47.2% Deadball Rebounds 3,1
 3FG % 1st Half: 5-14 35.7% 2nd half: 8-16 50.0% Game: 13-30 43.3%
 FT % 1st Half: 4-7 57.1% 2nd half: 9-11 81.8% Game: 13-18 72.2%

Officials: A.J. Desai, Ted Valentine, Mike Eades
 Technical fouls: Georgia Tech-None. Virginia Tech-None.
 Attendance: 9275
 2018-19 Men's Basketball. Round: 0. Georgia Tech vs Virginia Tech. Played at .

Score by periods	1st	2nd	Total
Georgia Tech	30	38	68
Virginia Tech	27	49	76

	In	Off	2nd	Fast	Bench
Points	Paint	T/O	Chance	Break	
GT	22	9	11	2	21
VT	24	17	9	13	11

Last FG - GT 2nd-00:07, VT 2nd-00:33.
 Largest lead - GT by 5 2nd-18:22, VT by 12 2nd-01:46.
 GT led for 07:50. VT led for 30:47. Game was tied for 01:23.

TEAM AVERAGES

- The Yellow Jackets and Hokies are relatively split with GT owning seven categories to its name and VT with six.
- The big disparity is Georgia Tech owning a big differential with the rebound margin (+2.1).
- The Hokies' best advantage is 3-PT% (+7.7).

KenPom Ranking	91	84
Points per game	68.0	70.5
Field-goal percentage	44.6	43.3
3-point percentage	28.9	36.6
Free-throw percentage	66.4	69.8
Rebounds per game	36.2	35.1
Assists per game	13.4	15.4
Blocks per game	4.9	2.8
Steals per game	7.3	6.1
Points allowed per game	67.2	63.8
Defensive field-goal percentage	40.3	41.1
Defensive 3-point percentage	31.0	31.6
Rebound margin	+2.7	-0.6
Assist/turnover ratio	0.8	1.6

LAST TIME OUT VS. GEORGIA TECH

- Trailing by three at the half, the Hokies outscored the Yellow Jackets 11 in the second half thanks to eight 3-pointers and eight made shots from the charity stripe.
- Virginia Tech capitalized off Georgia Tech's miscues, outscoring the Jackets 17-9, and got out in transition regularly, owning a 13-2 advantage in fastbreak points. Isaiah Wilkins had a nice game with nine points.
- The Hokies had four players in double figures scoring, with Ty Outlaw leading the way with a team-high 20 points, while both Kerry Blackshear Jr. and Nickeil Alexander-Walker had 16 points. All three are gone for VT.
- For the Jackets, Michael Devoe led the way for them with a game-high 22 points and James Banks III had a near double-double with 15 points and eight rebounds. Both are back for GT.

SCOUTING GEORGIA TECH

- The Yellow Jackets are coming off an 80-72 road loss at Notre Dame (13-8, 4-6) this past Saturday despite Jose Alvarado pouring in 25 points and James Banks III tallying a double-double. Georgia Tech finished with 25 second-chance points and outscored the Fighting Irish 44-18 in the paint.
- Pastner enters his fourth season as the head coach in Atlanta, following a seven-year run at Memphis where he led the Tigers to four NCAA Tournament appearances. With the Jackets, he earned the 2017 ACC Coach of the Year.
- Georgia Tech is paced by Banks and his 2.73 blocks per game, ranking 17th nationally and second in the ACC and Michael Devoe and his team-high 16.2 points per game.
- The Jackets rank 25th in the land in blocked shots per game and third in the conference with 4.9 a contest and sit 62nd overall and fourth in the league in defensive field-goal percentage at 40.3 percent.



BENCH MAKING STRIDES

- After Tech's bench was essentially non-existent versus Chattanooga on Dec. 11 (season-low five points), it woke up and ripped off three straight games of scoring 30 or more points on Dec. 15, 21 and 29.
- During that stretch, the Hokies' reserves averaged 40.3 points per game after scoring a combined 121 points, including tying a season-high 49 vs. UMES.
- Tech's bench is made up of four players, with three of the four being freshmen.
- In ACC play, the Hokies' bench is averaging 19.0 points per game, with an ACC-high of 32 points at Boston College on Jan. 25.

NORTH CAROLINA WIN TIDBITS

- Marked Tech's second straight win over North Carolina in Blacksburg for just the second time in school history and first since 1917 and 1919.
- Marked Tech winning two out of its last three versus Carolina for the first time since 2006-07.
- Made Coach Young 2-2 record against the Tar Heels and Roy Williams.
- Gave the Hokies a 5-3 start to ACC play, marking the eighth time they have won five or more of their first eight league games since they joined the ACC.
- But, it was just the second time they've won at least five games through their first eight ACC contests over the last nine years (2011-present), with it happening last year with a 6-2 start.

THE ONE & ONLY, THE YOUNG HOKIES

- Only one team nationally has four freshmen that are averaging over 7.5 points per game (minimum 10 games played) and that would be Tech.
- The Hokies are led by Landers Nolley (17.5 ppg), Nahiem Alleyne (9.4), Tyrece Radford (9.4) and Jalen Cone (7.5).

RECAPPIN' NORTH CAROLINA

- Numerous players stood out for the Hokies vs. UNC, coming up big in clutch moments, as Carolina, which led for most of the game (39 minutes), let Tech take the lead in the first half (7-minute mark) and not again until the second overtime.
- But it took quite a bit to just even get to overtime, as Tech was trailing by seven points with four minutes left in regulation and held UNC to just one point those four minutes.
- Jalen Cone hit back-to-back 3-pointers to cut it one with three minutes to go and Carolina hit one free throw, setting up P.J. Horne to be the hero and make both from the line with 13 seconds left.
- Trailing by two with 40 seconds left in the first overtime, Tech's Landers Nolley drove and got a shot in the lane to fall to tie it up for overtime No. 2.
- Nolley would answer again to tie the game up with 23 seconds in the second OT with a reverse layup, then Tyrece Radford followed with a floater in the lane to make win it (0.4 seconds left).

OVERTIME HISTORY LESSON

- With the Hokies playing in their first overtime game in 2019-20, it had been a while since they last played some 'free basketball!'
- The extra session marked the first time Tech played OT since the 2019 ACC Tournament in Charlotte against Florida State, a 65-63 loss.
- When the Tar Heels and Hokies went into double overtime, it marked the first time since 2017 versus Virginia, an 80-78 win, that it went into two OTs.
- And if Tyrece Radford's shot didn't fall, it would've gone into a third overtime for the first time for Tech since 1983, a four-point loss at West Virginia, 90-86.

GUARDS ON THE GLASS

- Only 18 players in Division I are currently averaging at least six assists and four rebounds per game, including Tech's Wabissa Bede.
- Bede is the one of only two players in the ACC to do so and is one of only eight high-major players. He had six assists and five rebounds at vs. FSU.

Player	G	R/G	A/G
Tyrese Haliburton (Iowa State)	20	6.0	6.8
Marcus Carr (Minnesota)	21	5.6	6.6
Kenric Davis (SMU)	17	4.8	7.2
Markell Johnson (NC State)	21	4.5	6.4
Cam Mack (Nebraska)	22	4.5	6.6
Zavier Simpson (Michigan)	20	4.3	8.4
Wabissa Bede (Virginia Tech)	22	4.0	6.3
Ashton Hagans (Kentucky)	21	4.0	7.0

FLOOR GENERALS

- When you break down the best assist-turnover ratios in the country, the majority of the top marks are players with less than 100 assists.
- Which makes Wabissa Bede's numbers even more impressive, with him sitting fourth nationally, as he is one of only four players nationally to own 110 or more assists and still have a greater average of 3.00.

Player	A	TO	G	A/TR
Grayson Murphy (Belmont)	147	37	23	3.97
Wabissa Bede (VT)	139	40	22	3.48
Malachi Flynn (San Diego St.)	117	34	23	3.44
Javon Levi (UTRGV)	136	40	16	3.40

DON'T MESS WITH 'EM

- Tech is one of just three teams in the ACC to boast three (or more) freshmen that have had a 20-point game, with Landers Nolley (8), Nahiem Alleyne (2) and Tyrece Radford (2).
- The other two schools are Duke (Vernon Carey w/ 10, Cassius Stanley w/ 3, Matthew Hurt w/3, Joey Baker w/ 1) and UNC (Cole Anthony w/ 5, Armando Bacot w/ 3, Brandon Robinson w/3).

STARTERS GAME-BY-GAME

Opponent	Date	Guard	Guard	Guard	Guard	Forward	First off the Bench
Clemson (W, 67-60)	Nov. 5	Wabissa Bede	Hunter Cattoor	Isaiah Wilkins	Landers Nolley II	P.J. Horne	Tyrece Radford
Coppin State (W, 74-42)	Nov. 8	Wabissa Bede	Nahiem Alleyne	Isaiah Wilkins	Landers Nolley II	P.J. Horne	4 players
USC Upstate (W, 80-57)	Nov. 13	Wabissa Bede	Nahiem Alleyne	Tyrece Radford	Landers Nolley II	P.J. Horne	2 players
Lehigh (W, 79-53)	Nov. 16	Wabissa Bede	Nahiem Alleyne	Tyrece Radford	Landers Nolley II	P.J. Horne	3 players
Delaware State (W, 100-64)	Nov. 20	Wabissa Bede	Nahiem Alleyne	Tyrece Radford	Landers Nolley II	P.J. Horne	Isaiah Wilkins
No. 3/3 Michigan St. (W, 71-66)	Nov. 25	Wabissa Bede	Nahiem Alleyne	Tyrece Radford	Landers Nolley II	P.J. Horne	2 players
Dayton (L, 89-62)	Nov. 26	Wabissa Bede	Nahiem Alleyne	Tyrece Radford	Landers Nolley II	P.J. Horne	2 players
BYU (L, 90-77)	Nov. 27	Wabissa Bede	Nahiem Alleyne	Tyrece Radford	Landers Nolley II	P.J. Horne	Hunter Cattoor
No. 10/8 Duke (L, 77-63)	Dec. 6	Wabissa Bede	Nahiem Alleyne	Tyrece Radford	Landers Nolley II	P.J. Horne	3 players
Chattanooga (W, 63-58)	Dec. 11	Wabissa Bede	Nahiem Alleyne	Tyrece Radford	Landers Nolley II	P.J. Horne	2 players
Gardner-Webb (W, 73-46)	Dec. 15	Wabissa Bede	Nahiem Alleyne	Tyrece Radford	Landers Nolley II	P.J. Horne	Hunter Cattoor
VMI (W, 64-55)	Dec. 21	Wabissa Bede	Nahiem Alleyne	Tyrece Radford	Landers Nolley II	P.J. Horne	Hunter Cattoor
UMES (W, 92-37)	Dec. 29	Wabissa Bede	Nahiem Alleyne	Tyrece Radford	Landers Nolley II	P.J. Horne	John Ojiako
No. 19/19 Virginia (L, 65-39)	Jan. 4	Wabissa Bede	Nahiem Alleyne	Tyrece Radford	Landers Nolley II	P.J. Horne	3 players
Syracuse (W, 67-63)	Jan. 7	Wabissa Bede	Nahiem Alleyne	Tyrece Radford	Landers Nolley II	P.J. Horne	Hunter Cattoor
NC State (W, 62-58)	Jan. 11	Wabissa Bede	Nahiem Alleyne	Tyrece Radford	Landers Nolley II	P.J. Horne	2 players
Wake Forest (W, 80-70)	Jan. 14	Wabissa Bede	Hunter Cattoor	Tyrece Radford	Landers Nolley II	P.J. Horne	2 players
Syracuse (L, 71-69)	Jan. 18	Wabissa Bede	Jalen Cone	Tyrece Radford	Landers Nolley II	P.J. Horne	Nahiem Alleyne
North Carolina (W, 79-77 2OT)	Jan. 22	Wabissa Bede	Jalen Cone	Tyrece Radford	Landers Nolley II	P.J. Horne	4 players
Boston College (L, 61-56)	Jan. 25	Wabissa Bede	Jalen Cone	Hunter Cattoor	Isaiah Wilkins	P.J. Horne	3 players
Miami (Fla.) (L, 71-61)	Jan. 28	Wabissa Bede	Nahiem Alleyne	Tyrece Radford	Landers Nolley II	P.J. Horne	2 players
No. 5/6 Florida State (L, 74-63)	Feb. 1	Wabissa Bede	Nahiem Alleyne	Tyrece Radford	Landers Nolley II	P.J. Horne	4 players



SOMETHING CLICKED

- When Jalen Cone subbed in at the Carrier Dome on Jan. 7, he caught fire and hasn't slowed down since.
- Cone went on to score a career-high 19 points on 5-of-7 shooting, with two four-point plays.
- Before he went scoreless at Miami (Fla.), he averaged 13.7 points and shot 50.0 percent over those six games, way up from his season total of 8.1 points per game and 46.4 percent from the field. He scored in double figures in five of the six games.
- So what clicked? Cone said in his postgame interview on ACC Network at Syracuse that he stayed patient and his confidence grew with each shot after preparing for moments like that.

WEEKLY AWARDS AMONG BEST

- Landers Nolley has won the ACC Freshman of the Week award five times this season, which is the second most among high-major players.

Player	Conf.	Outright	Co
Kofi Cockburn (Illinois)	B1G	6	1
Landers Nolley (VT)	ACC	5	0
Justin Moore (Villanova)	BIG EAST	4	0
Isaiah Stewart (Wash.)	Pac-12	4	0

FIVE-SPOT

- The Hokies are the only high-major school (87 total) to boast three players that have had at least two games of making five or more 3s, with Jalen Cone, who had six triples vs. UNC on Jan. 22, Nahiem Alleyne and Landers Nolley.

DUO THAT CAN SCORE

- When redshirt freshmen Tyrece Radford and Landers Nolley each dropped 21 points on Wake Forest on Jan. 14, it marked the first time two Hokies had 20-point outings in the same game since Jan. 5, 2019.
- On that day, Kerry Blackshear Jr. (now with Florida) and Nickeil Alexander-Walker (now with the Pelicans) both had 20-plus versus Boston College.
- During that span, 37 games had passed before Radford and Nolley accomplished the feat.

20 LIKE IT'S NOTHIN'

- Only 21 players in high-major conferences have racked up eight or more 20-point games this season, including Tech's Landers Nolley.
- Of the 21, three reside in the ACC with Landers Nolley having his most recent one versus UNC.

Player	20+ G	PPG	GP
Jordan Nwora (Louisville)	11	19.3	22
Vernon Carey Jr. (Duke)	10	17.8	21
Landers Nolley (Virginia Tech)	8	17.5	22
Elijah Hughes (Syracuse)	8	19.4	22

EFFICIENT AS THEY GET

- If you throw minimums out the window (at least 20% of possessions used, eg.), redshirt freshman Tyrece Radford ranks No. 1 in the country in offensive efficiency rating with a 138.2 clip, according to KenPom. He is shooting a team-high 66.4 percent.

THE FIRST

- Since the Hokies joined in the ACC in 2004, Mike Young became the first Tech coach to win two of his first three road games.
- Young earned wins on the road at Clemson on Nov. 5 in the season opener and at Syracuse Jan. 7.

Coach	W	L
Mike Young (2019-20)	at CLEM, at 'Cuse	at UVA
Buzz Williams (2014-15)		at FSU, at UofL, at UNC
James Johnson (2012-13)	at Miami (Fla.)	at ND, at UVA
Seth Greenberg (2004-05)	at GT	at Duke, at FSU

DON'T MAKE 'EM LIKE ME ANY-MORE

- Landers Nolley is a rare breed when it comes to his stat line, as he is one of only four high-major players to average more than 17.5 points, 5.5 rebounds and 2.5 assists per game.
- He is one of 16 total players nationally with those averages as well.

Player	PTS	REB	AST
Mason Jones (Arkansas)	19.8	6.4	3.5
Tres Tinkle (Oregon State)	19.2	6.8	3.6
Timmy Allen (Utah)	18.4	7.6	2.9
Landers Nolley (Virginia Tech)	17.5	5.6	2.6

TEAM GAME-BY-GAME

Opponent	Date	Score		FG-FGA	PCT	3FG-FGA	PCT	FT-FTA	PCT	OFF	DEF	TOT	AVG	PF	A	TO	BLK	STL	PTS	AVG
at Clemson	11/05/2019	67-60	W	22-57	.386	9-27	.333	14-20	.700	9	35	44	44.0	15	11	13	1	4	67	67.0
Coppin St.	11/08/2019	74-42	W	27-61	.443	11-33	.333	9-12	.750	5	44	49	46.5	13	17	15	5	7	74	70.5
USC Upstate	11/13/2019	80-57	W	31-58	.534	13-27	.481	5-7	.714	6	25	31	41.3	11	19	8	6	6	80	73.7
Lehigh	11/16/2019	79-53	W	31-65	.477	14-37	.378	3-4	.750	12	24	36	40.0	8	19	10	4	8	79	75.0
Delaware St.	11/20/2019	100-64	W	35-62	.565	21-37	.568	9-14	.643	9	32	41	40.2	13	29	11	3	4	100	80.0
vs Michigan St.	11/25/2019	71-66	W	23-52	.442	10-21	.476	15-22	.682	8	19	27	38.0	16	16	9	6	8	71	78.5
vs Dayton	11/26/2019	62-89	L	22-51	.431	8-21	.381	10-18	.556	4	17	21	35.6	19	13	10	3	7	62	76.1
vs BYU	11/27/2019	77-90	L	31-58	.534	11-22	.500	4-7	.571	4	24	28	34.6	13	14	8	2	1	77	76.3
Duke	12/06/2019	63-77	L	27-56	.482	5-20	.250	4-6	.667	7	24	31	34.2	6	12	14	2	2	63	74.8
Chattanooga	12/11/2019	63-58	W	23-59	.390	6-21	.286	11-14	.786	13	23	36	34.4	10	12	7	2	5	63	73.6
Gardner-Webb	12/15/2019	73-46	W	25-57	.439	13-32	.406	10-15	.667	6	36	42	35.1	14	15	9	0	7	73	73.5
VMI	12/21/2019	64-55	W	21-61	.344	7-26	.269	15-24	.625	13	22	35	35.1	8	14	7	3	9	64	72.8
UMES	12/29/2019	92-37	W	32-72	.444	12-31	.387	16-19	.842	19	34	53	36.5	9	20	2	4	7	92	74.2
at Virginia	01/04/2020	39-65	L	13-48	.271	4-25	.160	9-11	.818	5	20	25	35.6	12	6	13	0	7	39	71.7
at Syracuse	01/07/2020	67-63	W	21-50	.420	10-36	.278	15-21	.714	8	25	33	35.5	18	20	11	0	6	67	71.4
NC State	01/11/2020	72-58	W	22-59	.373	9-22	.409	19-21	.905	7	34	41	35.8	14	13	8	3	6	72	71.4
at Wake Forest	01/14/2020	80-70	W	27-55	.491	9-25	.360	17-29	.586	5	27	32	35.6	24	13	9	4	11	80	71.9
Syracuse	01/18/2020	69-71	L	25-59	.424	15-37	.405	4-8	.500	7	26	33	35.4	14	22	7	1	1	69	71.8
North Carolina	01/22/2020	79-77	Wot2	24-65	.369	14-37	.378	17-21	.810	8	31	39	35.6	17	16	9	3	4	79	72.2
at Boston College	01/25/2020	56-61	L	22-55	.400	7-21	.333	5-10	.500	8	26	34	35.6	19	11	14	2	8	56	71.4
at Miami (FL)	01/28/2020	61-71	L	24-59	.407	8-22	.364	5-9	.556	7	24	31	35.3	19	14	12	5	11	61	70.9
Florida St.	02/01/2020	63-74	L	25-58	.431	7-30	.233	6-6	1.000	6	24	30	35.1	12	12	10	2	4	63	70.5
Total		1551		553-1277	.433	223-610	.366	222-318	.698	176	596	772	35.1	304	338	216	61	133	1551	70.5
Opponents		1404		522-1270	.411	174-551	.316	186-282	.660	187	598	785	35.7	318	279	269	61	91	1404	63.8

Virginia Tech Averages

Games Played	Points/game	FG Pct	3FG Pct	FT Pct	Rebounds/game	Assists/game	Turnovers/game	Assist/Turnover ratio	Steals/game	Blocks/game
22	70.5	43.3	36.6	69.8	35.1	15.4	9.8	1.6	6.0	2.8



ONE OF THE BEST IN 2019

- Tech coach Mike Young fielded one of the better records in the 2019 calendar year, sitting tied for second in Division I versus Division I games.
- Young racked up 20 wins at Wofford, getting 16 in conference play, three in the SoCon tourney and one in the NCAA Tournament, while 10 Ws at Tech.

Coach	Team(s)	R	WP
Mark Few	Gonzaga	33-3	.917
Mike Young	Virginia Tech/Wofford	30-4	.882
Ritchie McKay	Liberty	30-4	.882
Tony Bennett	Virginia	33-5	.868
Mike Krzyzewski	Duke	32-6	.842

HOME SWEET HOME

- Wrapping up nonconference play with a win over Maryland Eastern Shore, the Hokies extended their home nonconference winning streak to 32 games, which is a school record.
- Tech is in elite company among high-major schools, sitting with the third-best win streak.

Team	Conference	Streak
Butler	BIG EAST	58
Florida State	ACC	37
Virginia Tech	ACC	32
Auburn	SEC	28

VERY FEW MISCUES

- Over the last 10 seasons in Division I, there have been 80 games when a team commits two or less turnovers, including Tech's most recent game against Maryland Eastern Shore. It's only happened four times this season.
- Tech played 35 minutes of turnover-free basketball before it coughed up its first miscue, as it was on pace to be just the second team in the last decade to complete a game with zero TOs (Wisconsin, 2015 vs. Iowa).

SHARING IS CARING

- When the Hokies assisted on 20 of 21 made field goals in their win at Syracuse on Jan. 7, it marked the second-highest assist percentage (95.2%) in a DI game this season.

FRESHMEN LEADING THE CHARGE

- Tech has had its freshmen carry the load this year, with the Hokies ranking fourth nationally in highest percentage of minutes played by freshmen (62.8%) and second among high-majors (No. 20/20 Memphis).
- The Hokies also rank second nationally in percentage of points scored by freshmen (74.7%), which is first among high-major conference teams.

FRESHIES BEYOND THE ARC

- There is only one school that has four freshmen that have made at least 30 3-pointers this season.
- The Hokies are the lone program, with Elon (CAA) and Merrimack (NEC) being the only two teams that have three freshmen with 30 triples or more.

Player	Team	Year	3s
Landers Nolley	Virginia Tech	r-Fr.	57
Jalen Cone	Virginia Tech	Fr.	43
Nahiem Alleyne	Virginia Tech	Fr.	36
Hunter Cattoor	Virginia Tech	Fr.	33

ANOTHER ONE

- Landers Nolley earned his fifth ACC Freshman of the Week on Jan. 13, which is the most by a Tech freshman since the school joined the league in '04.
- He averaged 21 points, six rebounds and 2.5 assists per game two weeks ago vs. 'Cuse and NC State.
- It hasn't been that long since an ACC freshman has won the award five times, with Duke's Zion Williamson and North Carolina's Coby White each winning it five times last year.
- The record for most times winning it is 10, with North Carolina's Tyler Hansbrough (2005-06), Georgia Tech's Kenny Anderson (1989-90) and Duke's Jabari Parker (2013-14) all being tied with 10.

OPPONENT GAME-BY-GAME

Opponent	Date	Score		Total		3-Pointers		Free throws		Rebounds				Other Stats						
				FG-FGA	PCT	3FG-FGA	PCT	FT-FTA	PCT	OFF	DEF	TOT	AVG	PF	A	TO	BLK	STL	PTS	AVG
at Clemson	11/05/2019	67-60	W	22-64	.344	7-29	.241	9-15	.600	8	28	36	36.0	16	9	8	2	4	60	60.0
Coppin St.	11/08/2019	74-42	W	14-71	.197	6-39	.154	8-11	.727	15	30	45	40.5	14	6	16	1	8	42	51.0
USC Upstate	11/13/2019	80-57	W	20-53	.377	3-25	.120	14-18	.778	10	23	33	38.0	10	8	13	2	3	57	53.0
Lehigh	11/16/2019	79-53	W	21-53	.396	7-22	.318	4-5	.800	8	20	28	35.5	9	14	19	1	5	53	53.0
Delaware St.	11/20/2019	100-64	W	26-62	.419	9-27	.333	3-7	.429	7	19	26	33.6	12	15	12	1	5	64	55.2
vs Michigan St.	11/25/2019	71-66	W	24-59	.407	8-23	.348	10-14	.714	17	26	43	35.2	20	13	16	2	3	66	57.0
vs Dayton	11/26/2019	62-89	L	35-55	.636	11-24	.458	8-14	.571	8	30	38	35.6	21	22	14	1	2	89	61.6
vs BYU	11/27/2019	77-90	L	32-59	.542	17-34	.500	9-11	.818	4	25	29	34.8	16	22	6	2	3	90	65.1
Duke	12/06/2019	63-77	L	30-63	.476	7-26	.269	10-10	1.000	8	24	32	34.4	11	14	7	4	8	77	66.4
Chattanooga	12/11/2019	63-58	W	22-53	.415	9-27	.333	5-10	.500	9	24	33	34.3	14	12	10	2	1	58	65.6
Gardner-Webb	12/15/2019	73-46	W	16-55	.291	7-28	.250	7-16	.438	7	27	34	34.3	12	12	11	4	3	46	63.8
VMI	12/21/2019	64-55	W	21-51	.412	13-30	.433	0-0	.000	8	31	39	34.7	19	13	23	4	4	55	63.1
UMES	12/29/2019	92-37	W	14-59	.237	7-26	.269	2-5	.400	12	22	34	34.6	13	10	14	7	1	37	61.1
at Virginia	01/04/2020	39-65	L	25-54	.463	7-21	.333	8-10	.800	6	32	38	34.9	11	14	11	2	6	65	61.4
at Syracuse	01/07/2020	67-63	W	23-53	.434	6-17	.353	11-17	.647	9	25	34	34.8	17	6	9	1	6	63	61.5
NC State	01/11/2020	72-58	W	22-69	.319	6-30	.200	8-12	.667	13	30	43	35.3	16	15	9	5	4	58	61.3
at Wake Forest	01/14/2020	80-70	W	23-55	.418	7-20	.350	17-23	.739	8	29	37	35.4	27	10	18	3	1	70	61.8
Syracuse	01/18/2020	69-71	L	29-60	.483	6-24	.250	7-10	.700	5	30	35	35.4	14	10	4	2	6	71	62.3
North Carolina	01/22/2020	79-77	Wot2	28-64	.438	7-22	.318	14-20	.700	6	37	43	35.8	15	17	13	2	1	77	63.1
at Boston College	01/25/2020	56-61	L	21-48	.438	8-20	.400	11-27	.407	7	29	36	35.8	11	11	11	4	8	61	63.0
at Miami (FL)	01/28/2020	61-71	L	26-53	.491	6-15	.400	13-16	.813	6	30	36	35.8	12	10	16	4	5	71	63.3
Florida St.	02/01/2020	63-74	L	28-57	.491	10-22	.455	8-11	.727	6	27	33	35.7	8	16	9	5	4	74	63.8
Total		1404		522-1270	.411	174-551	.316	186-282	.660	187	598	785	35.7	318	279	269	61	91	1404	63.8
Virginia Tech		1551		553-1277	.433	223-610	.366	222-318	.698	176	596	772	35.1	304	338	216	61	133	1551	70.5

Opponents Averages

Games Played	Points/game	FG Pct	3FG Pct	FT Pct	Rebounds/game	Assists/game	Turnovers/game	Assist/Turnover ratio	Steals/game	Blocks/game
22	63.8	41.1	31.6	66.0	35.7	12.7	12.2	1.0	4.1	2.8



RECAPPIN' THE MSU WIN

- The win over then-No. 3/3 Michigan State in Maui marked coach Mike Young's first ranked win at Tech, his first win over coach Tom Izzo and the Hokies' first-ever victory over Michigan State.
- It was Tech's second straight win over a ranked Big Ten team, ironically, following its win over then-No. 23/22 Purdue last season at the Charleston Classic in the title game.
- Marked Tech's second straight game of coming up with a win against the AP's No. 3 team, which it hadn't done since 1962 (Kentucky) and '64 (Vandy).
- First win over a top-10 team during a non-conference game since Dec. 3, 1983 vs. No. 7 NC State and its first over a top-five team since Dec. 12, 1964 vs. No. 3 Vanderbilt.

ACC REPPIN' WELL

- When the Hokies took down then-No. 3/3 Michigan State in Maui, they joined two other ACC teams that have taken down a top-10 foe, joining then-No. 4/4 Duke over then-No. 3/3 Kansas and then-[RV/RV] Florida State over then-No. 6/6 Florida.
- However, Tech was the only team of the three to not be in either (AP, Coaches) Top 25 poll or receiving votes, thus the biggest upset.

Team	Opponent	Score	Location
Virginia Tech	#3/3 MSU	71-66	Maui
#4/4 Duke	#3/3 Kansas	68-66	New York
[RV/RV] FSU	#6/6 Florida	63-51	Gainesville

JUST HOLD ON

- When the Hokies went up double digits against then-No. 10/8 Duke, they let it slip away, which is something they haven't done in quite some time.
- The last time Tech blew a double-digit lead in a loss was on March 5, 2019 at Florida State. It held a 14-point lead, which was two more points than it owned versus the Blue Devils (12).
- Tech let it happen a second time in 2019-20, with Boston College coming back down 10 on Jan. 25 in Chestnut Hill.

RAINING 3s

- To say the Hokies have been pretty good from downtown might be an understatement.
- On Nov. 20, they broke two records with their 21 triples against Delaware State in Blacksburg.
- The school record, which stood at 18 against Central Connecticut State on Dec. 1, 2018, fell, while the ACC record of 20 set by Florida State against Maine on Dec. 8, 2007, was broken too.
- And, to top it off, Tech did its feat of 21 with a longer way to go, with the new 3-point line distance put into play this season.

Team	3FG	ATT	%	3 Line
Virginia Tech (2019-20)	21	37	56.8	22'1¼"
Florida State (2007-08)	20	35	57.1	19'9"
Virginia Tech (2018-19)	18	33	54.5	20'9"

CARRY THE LOAD

- When Tech had three players (Jalen Cone, Nahiem Alleyne, Isaiah Wilkins) hit five 3-pointers against Delaware State, it marked the first time that three players have hit at least four 3s in a game since Nov. 17, 2017, when Tech beat Washington 103-79 in Madison Square Garden.
- It also was the first time in at least a decade Tech had three players with five triples to their name.
- It marked the first time a high-major has had three players with five or more 3s in a game since March 4, 2019, when Virginia had Kyle Guy (8), De'Andre Hunter (5) and Ty Jerome (5) accomplished the feat against Syracuse in the Dome.

CAN THEY OVERCOME IT?

- Tech lacks two things that can be pretty important in basketball - a lack of experience and height.
- The Hokies rank near the bottom out of the 353 teams in Division I for those two categories, sitting with shortest roster out of the high-majors (333rd overall) and the second-youngest out of the high-majors (Utah) and No. 349 overall, according to KenPom.
- Be on the lookout for how Tech responds with composure in key situations and winning the boards and paint.

ON COVER OF LETHAL WEAPON

- With the Hokies starting 5-0 in back-to-back seasons, it marked the first time Tech has done that since the falls of 1981 and 1982.
- The starts for those teams were 9-0 ('81) and 7-0 ('82), while Tech began last season 5-0 before falling at Penn State in the ACC/B1G Challenge.
- Tech started this season 6-0 before losing to Dayton in the semifinals of the Maui invite.

555 AND COUNTING

- Tech has hit a 3-pointer in 555 straight games.
- Since the 3-point arc was added for the 1986-87 season, the Hokies have hit at least one 3 in all but three games.
- The last time Tech didn't record a 3-pointer in a game was at Providence on Feb. 1, 2003.

EIGHT-HUNDID

- In November when the Hokies took down USC Upstate, it marked the 800th men's basketball contest in Cassell Coliseum.

DECADE PLUS

- It's been at least over a decade since the last time two Tech freshmen scored in double figures in the Hokies' first two games of the season.
- The two freshmen were Nahiem Alleyne, who had 11 points at Clemson (11/5) and 18 versus Coppin State (11/8), and Landers Nolley, who tallied 30 points at Clemson and 11 vs. Coppin State.

LET'S KEEP IT GOING

- Tech hasn't lost a home nonconference game since Dec. 30, 2015 against West Virginia (88-63), owning a 32-game streak.
- The previous best was 23, which was set twice from 1980-84 and 2005-09. The current streak began on Nov. 11, 2016, against Maine.

NBA & G-LEAGUE

NOT TOO SHABBY

- Nickeil Alexander-Walker has left his mark on Virginia Tech and has made a name for himself at the next level with the New Orleans Pelicans.
- A first-round draft pick this past summer, the Toronto native has played in 39 games for the Pels this NBA season.
- Now as a role player getting roughly 15 minutes off the bench, Alexander-Walker is finding his groove. He scored a career-high 27 points against the Miami Heat on Saturday, Nov. 16. He followed it up the next game on Sunday, Nov. 17 with 19 points, five rebounds and four assists versus the Warriors.
- The guard had a big summer with the team, starring on its NBA Summer League squad with having numerous 20-point performances in Las Vegas.



Season	G	P	R	A	B	S	FG%	M
2019-20	39	5.4	2.0	1.9	0.2	0.3	34.2	12.7

HANGIN' IN

- It's been a little bit of a whirlwind for Tech alums Justin Robinson and Ahmed Hill, with both each going up and down and all around on their quest to solidifying a roster spot in the NBA.
- Robinson, who signed as an undrafted free agent after the NBA Draft concluded with the Washington Wizards, was waived on Jan. 4.
- Hill signed with the Hornets this summer on a two-way deal, but was released in early November. However, he has landed nicely on his feet, with now playing on the NAZ Suns, the G-League affiliate of the Phoenix Suns. On Wednesday, Dec. 4, he had a career-high 27 points (9-18 FG, 4-9 3PT, 3-3 FT) with 5 boards.
- Justin Bibbs, who plays for the Boston Celtics' affiliate (Maine Red Claws), hit a game-winner on Jan. 19, finishing with 15 points and six assists.



MAKE IT RAIN

- Tech was coming off quite the three-game stretch, racking up 47 3s before it went to Maui, with a multitude of players that made 3s.
- Tech had six guys hit a 3 against Coppin State (11/8) and USC Upstate (11/13), marking the first time that has happened in consecutive games since December 2018 versus Central Connecticut State (1st) and VMI (5th).
- Since 2010, the Hokies have had 27 games in which they have had at least six players make a 3. In those games, they are 24-3.
- The most they've had hit a 3 is eight players in a game, which has happened just once since 2010 (Houston Baptist on Nov. 21, 2017).

SHARING THE ROCK

- According to KenPom, a Virginia Tech alum by the way, Wabissa Bede is one of the best in the nation in assist rate (assists divided by FGs made by player's teammates while he is on the court.)
- He ranks 18th nationally and eighth among high-majors with a 37.7 assist rate.

SO, WHY ARE THEY PLAYING WELL?

- If you look at how the Hokies have played in the Mike Young era, one thing sticks out - few TOs.
- According to KenPom, Tech has a turnover percentage of 14.6, good for fifth nationally.
- Tech gets a good amount of its points from the 3-point line, sitting No. 4 for averaging 43.1 percent of its points distribution from 3-land.

IT'S BEEN A MINUTE

- The last time the Hokies started the season with a conference game was on Nov. 30, 1963 versus Richmond, a 77-53 win, spanning 56 years and making Tech 2-0 its last two instances.
- With Landers Nolley's 30 points against Clemson, it marked the most points scored by a Tech freshman since 2013 (Jalen Hudson, 32 vs. Wake).

HOME IS WHERE THE HEART IS

- Mike Young grew up in Radford, Virginia, which is approximately 20 minutes away from Blacksburg, the home of the Hokies.
- Ironically enough, one of Young's first-ever college basketball games as a kid was a Virginia Tech game inside Cassell Coliseum, a place where Young now calls his home.

GAME-BY-GAME HIGHS

Opponent	Date	Points	Rebounds	Assists	Steals	Blocks
Clemson (W, 67-60)	Nov. 5	30 - Landers Nolley II	8 - Wabissa Bede	6 - Wabissa Bede	2 - Landers Nolley II	1 - Wabissa Bede
Coppin State (W, 74-42)	Nov. 8	18 - Nahiem Alleyne	9 - Wabissa Bede	10 - Wabissa Bede	2 - Wabissa Bede	2 - Tyrece Radford
USC Upstate (W, 80-57)	Nov. 13	23 - Landers Nolley II	6 - Landers Nolley II	8 - Wabissa Bede	2 - (2 players)	2 - John Ojiako
Lehigh (W, 79-53)	Nov. 16	27 - Landers Nolley II	11 - Tyrece Radford	6 - Wabissa Bede	3 - Wabissa Bede	1 - (4 players)
Delaware State (W, 100-64)	Nov. 20	20 - Nahiem Alleyne	8 - Tyrece Radford	10 - Wabissa Bede	1 - (4 players)	2 - Nahiem Alleyne
No. 3/3 Michigan St. (W, 71-66)	Nov. 25	22 - Landers Nolley II	7 - P.J. Horne	5 - (2 players)	3 - Landers Nolley II	2 - Landers Nolley II
Dayton (L, 89-62)	Nov. 26	15 - Landers Nolley II	6 - Landers Nolley II	6 - Wabissa Bede	3 - Wabissa Bede	2 - P.J. Horne
BYU (L, 90-77)	Nov. 27	22 - Landers Nolley II	7 - Landers Nolley II	7 - Wabissa Bede	1 - Landers Nolley II	1 - (2 players)
No. 10/8 Duke (L, 77-63)	Dec. 6	15 - P.J. Horne	8 - Landers Nolley II	5 - Wabissa Bede	1 - (2 players)	2 - P.J. Horne
Chattanooga (W, 63-58)	Dec. 11	22 - Nahiem Alleyne	8 - Wabissa Bede	7 - Wabissa Bede	2 - (2 players)	1 - (2 players)
Gardner-Webb (W, 73-46)	Dec. 15	18 - Landers Nolley II	10 - Tyrece Radford	5 - Wabissa Bede	3 - Hunter Cattoor	None
VMI (W, 64-55)	Dec. 21	14 - Hunter Cattoor	10 - Tyrece Radford	4 - Tyrece Radford	2 - (3 players)	2 - John Ojiako
UMES (W, 92-37)	Dec. 29	18 - Landers Nolley II	10 - Landers Nolley II	6 - Wabissa Bede	2 - Tyrece Radford	3 - John Ojiako
No. 19/19 Virginia (L, 65-39)	Jan. 4	18 Landers Nolley II	5 - (2 players)	2 - (2 players)	2 - (3 players)	None
Syracuse (W, 67-63)	Jan. 7	19 - Jalen Cone	9 - Tyrece Radford	8 - Wabissa Bede	2 - Wabissa Bede	None
NC State (W, 72-58)	Jan. 11	29 - Landers Nolley II	9 - Tyrece Radford	7 - Wabissa Bede	2 - Wabissa Bede	2 - Tyrece Radford
Wake Forest (W, 80-70)	Jan. 14	21 - 2 players	13 - Tyrece Radford	9 - Wabissa Bede	4 - Tyrece Radford	2 - 2 players
Syracuse (L, 71-69)	Jan. 18	17 - Jalen Cone	6 - 2 players	7 - Landers Nolley II	1 - P.J. Horne	1 - Landers Nolley II
North Carolina (W, 79-77, 2OT)	Jan. 22	22 - Landers Nolley II	7 - 2 players	8 - Wabissa Bede	2 - Wabissa Bede	1 - 3 players
Boston College (L, 61-56)	Jan. 25	15 - Landers Nolley II	9 - Tyrece Radford	5 - Wabissa Bede	4 - Wabissa Bede	1 - 2 players
Miami (Fla.) (L, 71-61)	Jan. 28	24 - Tyrece Radford	8 - Tyrece Radford	8 - Wabissa Bede	3 - Tyrece Radford	2 - 2 players
No. 5/6 Florida State (L, 74-63)	Feb. 1	18 - Tyrece Radford	7 - Landers Nolley II	6 - Wabissa Bede	2 - Hunter Cattoor	2 - P.J. Horne

SPECIALITY STATS

Opponent	Date	2nd Chance Points	Points in the Paint	Fastbreak Points	Points off TOs	Bench Points
Clemson (W, 67-60)	Nov. 5	10	16	11	3	18
Coppin State (W, 74-42)	Nov. 8	7	22	9	18	26
USC Upstate (W, 80-57)	Nov. 13	4	26	5	18	26
Lehigh (W, 79-53)	Nov. 16	10	26	8	26	21
Delaware State (W, 100-64)	Nov. 20	15	22	15	16	49
No. 3/3 Michigan St. (W, 71-66)	Nov. 25	6	22	9	20	16
Dayton (L, 89-62)	Nov. 26	0	24	5	11	19
BYU (L, 90-77)	Nov. 27	4	30	2	11	10
No. 10/8 Duke (L, 77-63)	Dec. 6	6	40	3	11	11
Chattanooga (W, 63-58)	Dec. 11	18	26	7	7	5
Gardner-Webb (W, 73-46)	Dec. 15	8	16	11	12	34
VMI (W, 64-55)	Dec. 21	14	22	11	26	38
UMES (W, 92-37)	Dec. 29	20	30	22	19	49
No. 19/19 Virginia (L, 65-39)	Jan. 4	2	16	5	5	7
Syracuse (W, 67-63)	Jan. 7	5	14	14	7	27
NC State (W, 72-58)	Jan. 11	4	22	15	10	15
Wake Forest (W, 80-70)	Jan. 14	7	30	19	19	25
Syracuse (L, 71-69)	Jan. 18	6	12	0	3	22
North Carolina (W, 79-77 2 OT)	Jan. 22	10	20	9	4	23
Boston College (L, 61-56)	Jan. 25	9	22	5	13	32
Miami (Fla.) (L, 71-61)	Jan. 28	11	24	4	19	9
No. 5/6 Florida State (L, 74-63)	Feb. 1	5	32	8	18	20



2019-20 SUPERLATIVES

DOUBLE FIGURES SCORING

Landers Nolley	20
Nahiem Alleyne	10
Jalen Cone	8
Tyrece Radford	8
Hunter Cattoor	7
P.J. Horne	5
Wabissa Bede	3
Isaiah Wilkins	3
John Ojiako	1

20-POINT GAMES

Landers Nolley	8
Nahiem Alleyne	2
Tyrece Radford	2

SCORING LEADER

Landers Nolley	13
Nahiem Alleyne	4
Tyrece Radford	2
P.J. Horne	1
Hunter Cattoor	1
Jalen Cone	1

REBOUNDING LEADER

Landers Nolley	10
Tyrece Radford	9
Wabissa Bede	3
P.J. Horne	2
Jalen Cone	1

ASSIST LEADER

Wabissa Bede	20
Landers Nolley	3
Tyrece Radford	1

BLOCK LEADER

P.J. Horne	8
John Ojiako	4
Landers Nolley	4
Nahiem Alleyne	3
Tyrece Radford	3
Wabissa Bede	3
Isaiah Wilkins	1
Branden Johnson	1
Hunter Cattoor	1
Jalen Cone	1

STEAL LEADER

Wabissa Bede	9
Tyrece Radford	7
Hunter Cattoor	4
Landers Nolley	3
P.J. Horne	3
Nahiem Alleyne	2
Isaiah Wilkins	2
John Ojiako	1
Jalen Cone	1

30-PLUS MINUTES

Landers Nolley	14
Wabissa Bede	12
P.J. Horne	10
Nahiem Alleyne	7
Tyrece Radford	4
Hunter Cattoor	2
Jalen Cone	2

THE FEW, THE PROUD

- A little over mid-way through January, there are 154 instances that a player has scored 30 or more points in a Division I game on the road.
- Of the 154, only nine players have done it in a high-major road conference game, including Tech's Landers Nolley back in the season opener.

Player	Opponent	Score
Luke Garza (Iowa)	Michigan	44
Markus Howard (Marquette)	Georgetown	42
Jordan Nwora (Louisville)	BC	37
David Duke (Providence)	Creighton	36
Trevion Williams (Purdue)	Michigan	36
Isaiah Joe (Arkansas)	Ole Miss	34
Elijah Hughes (Syracuse)	Georgia Tech	33
Landers Nolley (Virginia Tech)	Clemson	30
Mason Jones (Arkansas)	Alabama	30

HE'S MORE THAN A POINT GUARD

- Junior Wabissa Bede, who has only scored in double figures six times in his career out of 76 games, has gotten it done in other ways so far.
- Known as a stocky guy, weighing 200 pounds and being called a fire hydrant by Jay Bilas, Bede has been a force on the boards so far, as well as playing the distributor role, a role he played sparingly the last two years with the all-time assists leader, Justin Robinson, running the point.
- In his game against Coppin State, Bede almost did something that hasn't happened in three years, a double-double with just rebounds and assists, collecting 10 assists and nine rebounds. (Chris Clarke on Dec. 17, 2016, triple-double).
- And speaking of Robinson, the last time a player had 10 assists after Bede's night versus Coppin State was when Robinson tallied the single-game school record with 13 versus Central Connecticut State on Dec. 1, 2018. Bede dished out 10 again a few weeks later vs. Delaware State on Nov. 20.

ELITE COMPANY

- After scoring a little under half of the Hokies' points against Clemson, Landers Nolley found himself in elite company among league peers.
- The small forward scored the fourth-most points by an ACC freshman in a debut, joining preseason ACC Freshman of the Year Cole Anthony of North Carolina this week with each totaling at least 30.

Player	Opponent	Date	PTS
Cole Anthony (UNC)	Notre Dame	Nov. 6, 2019	34
RJ Barrett (Duke)	Kentucky	Nov. 6, 2018	33
J.J. Hickson (NC State)	William & Mary	Nov. 15, 2007	31
Landers Nolley (VT)	Clemson	Nov. 5, 2019	30
Ishua Benjamin (NC State)	Prairie View	Nov. 26, 1994	29
Ivan Wagner (NC State)	VMI	Nov. 25, 1995	29
Zion Williamson (Duke)	Kentucky	Nov. 6, 2018	28
Sylyen Landesberg (UVA)	VMI	Nov. 16, 2008	28
Rashad McCants (UNC)	Penn State	Nov. 18, 2002	28

DYNAMIC TRIO

- Against Coppin State, the Hokies had three freshmen in double figures, marking the first time since Feb. 25, 2015, when they took on Duke.
- The three versus the Eagles were Nahiem Alleyne (18 points), Landers Nolley (11) and Tyrece Radford (10).
- The trio against Duke was Jalen Hudson (23 points), Ahmed Hill (10) and Justin Bibbs (10).

YOUNG & PRETTY GOOD

- Tech has had the luxury of having some solid first-year players since freshmen became eligible to play in 1974, and has no shortage this year.
- Landers Nolley's 30 points were tied for the third most by a freshman, trailing Jalen Hudson and Larry Cooke's 32 points. He followed it up with a 29-point performance against NC State, which is tied for the fifth most.

Player	Opponent	Date	Points
Larry Cooke	EKU	Feb. 3, 1975	32
Jalen Hudson	Wake Forest	March 10, 2013	32
Landers Nolley	Clemson	Nov. 5, 2019	30
Russell Davis	Vermont	Dec. 31, 1974	30
Landers Nolley	NC State	Jan. 11, 2020	29
Nickeil Alexander-Walker	The Citadel	Nov. 12, 2017	29

TIME TO STEP UP

- With the Hokies losing three players now playing in the NBA or G-League and the SEC Preseason Player of the Year, Tech returns just one starter from a year ago in guard Wabissa Bede.
- That means four role players or newcomers will have to step up and contribute big minutes right away for Mike Young.

FEW AND FAR BETWEEN

- Tech returns only 13.3 points per game from its team last year that average 73.5, which is made up of four letterwinners.
- That accounts for the Hokies bringing back just 18.1 percent of its scoring total, making them one of only six schools in the nation to return less than 20 percent of its scoring.

School	Points p/g	% of Scoring
Nebraska	2.9 PPG	1.9%
Tulane	10.8 PPG	12.2%
South Dakota St.	15.8 PPG	16.9%
Virginia Tech	13.3 PPG	18.1%
Washington	13.9 PPG	19.8%
UCF	14.5 PPG	20.0%

THE BIG THREE-HUNDO

- When Mike Young and Co. took down the Tigers in Clemson, he became just one of 71 active coaches in Division I to have 300 or more wins.
- Since the season opener, seven coaches have joined the club in Richmond's Chris Mooney, Liberty's Ritchie McKay, Albany's Will Brown, St. Bonaventure's Mark Schmidt, Northwestern St.'s Mike McConathy, Iona's Tim Cluess and VCU's Mike Rhoades.

Coach	Record	Schools
68. James Jones (Yale)	326-277 (.541)	1
69. Jim Christian (Boston College)	315-265 (.543)	4
70. Tod Kowalczyk (Toledo)	314-252 (.555)	2
71. Mike Young (Virginia Tech)	313-252 (.554)	2

- Of the 77 active head coaches, Young is one of only 28 to win at least 300 games at just two schools or less during a coaching tenure.

Coach	Record	Schools
22. Fran O'Hanlon (Lafayette)	337-402 (.456)	1
23. James Jones (Yale)	326-277 (.541)	1
24. Tod Kowalczyk (Toledo)	314-252 (.555)	2
25. Mike Young (Virginia Tech)	313-252 (.554)	2



PROGRAM HISTORY

First Year	1908
All-Time Record	1,480-1,226 (.547)
Conference Record	457-632 (.420)
Televised Games	243-224 (.520)
Overtime Games	69-51 (.575)
VT Ranked	86-42 (.672)
NCAA Tournaments	9 (most recent 2018-19)
NIT Appearances	13 (most recent 2015-16)
Most wins	26 (2018-19)
Highest AP Ranking	No. 8 (1995)

CASELL COLISEUM

Capacity	9,275
Seasons in Use	59th season
Tech Record	612-199 (.755)
ACC Record	74-58 (.561)
vs. Nonconference	421-71 (.856)
vs. Ranked Teams	24-54 (.308)

2019-20 RECRUITING CLASS

- Coach Mike Young signed his first recruiting class in Blacksburg and it sure was a goodie, getting two ESPN top 100 players.
- The class, made up of two consensus four-star guards, ranks No. 35 in the country according to 247 Sports and No. 33 on Rivals.
- Darius Maddox (top) preps at Oak Hill Academy, a place heq will have a one-year stint at after scoring over 350 points at St. John's High School and leading them to a 27-12 record and top-10 ranking in the state.
- Joe Bamisile (bottom) plays at Monacan High School, where he averaged 28 points, seven rebounds and two assists last year, earning VHSL All-state honors and the Region 4B Co-Player of the Year.
- Maddox ranks No. 93 and Bamisile sits at No. 64 on ESPN's recruiting site.



PLAYER HIGHS & LOWS

Virginia Tech - Individual Game Highs

POINTS		
30		Landers Nolley II at Clemson (11/05/2019)
29		Landers Nolley II vs NC State (01/11/2020)
27		Landers Nolley II vs Lehigh (11/16/2019)
23		Landers Nolley II vs USC Upstate (11/13/2019)
22		Tyrece Radford at Miami (FL) (01/28/2020)
22		Landers Nolley II vs North Carolina (01/22/2020)
22		Nahiem Alleyne vs Chattanooga (12/11/2019)
22		Landers Nolley II vs BYU (N) (11/27/2019)
22		Landers Nolley II vs Michigan St. (N) (11/25/2020)
FIELD GOALS MADE		
12		Landers Nolley II at Clemson (11/05/2019)
10		Landers Nolley II vs Lehigh (11/16/2019)
FIELD GOAL ATTEMPTS		
23		Landers Nolley II at Clemson (11/05/2019)
20		Landers Nolley II vs Chattanooga (12/11/2019)
FIELD GOAL PERCENTAGE (min 5 made)	.857 (6-7)	Nahiem Alleyne vs Syracuse (01/18/2020)
	.857 (6-7)	Tyrece Radford vs Duke (12/06/2019)
3 PT FG MADE	7	Landers Nolley II vs Lehigh (11/16/2019)
	6	Jalen Cone vs North Carolina (01/22/2020)
3 PT FG ATTEMPTS	13	Landers Nolley II vs Syracuse (01/18/2020)
	12	Landers Nolley II vs Lehigh (11/16/2019)
3 PT FG PERCENTAGE (min 2 made)	1.000 (3-3)	Jalen Cone vs USC Upstate (11/13/2019)
	1.000 (2-2)	P.J. Horne vs Michigan St. (N) (11/25/2019)
FREE THROWS MADE	10	Landers Nolley II vs North Carolina (01/22/2020)
	9	Landers Nolley II vs NC State (01/11/2020)
FREE THROW ATTEMPTS	12	Tyrece Radford at Wake Forest (01/14/2020)
	11	Landers Nolley II vs North Carolina (01/22/2020)
FREE THROW PERCENTAGE (min 3 made)	1.000 (8-8)	Landers Nolley II vs Michigan St. (N) (11/25/2020)
	1.000 (5-5)	Nahiem Alleyne vs Chattanooga (12/11/2019)
	1.000 (4-4)	Jalen Cone at Syracuse (01/07/2020)
	1.000 (4-4)	Hunter Cattoor at Virginia (01/04/2020)
	1.000 (3-3)	Nahiem Alleyne vs UMES (12/29/2019)
	1.000 (3-3)	Jalen Cone vs VMI (12/21/2019)
	1.000 (3-3)	Isaiah Wilkins vs Gardner-Webb (12/15/2019)
REBOUNDS	13	Tyrece Radford at Wake Forest (01/14/2020)
	11	Tyrece Radford vs Lehigh (11/16/2019)
ASSISTS	10	Wabissa Bede vs Delaware St. (11/20/2019)
	10	Wabissa Bede vs Coppin St. (11/08/2019)
STEALS	4	Wabissa Bede at Boston College (01/25/2020)
	4	Tyrece Radford at Wake Forest (01/14/2020)
BLOCKED SHOTS	3	John Ojiako vs UMES (12/29/2019)
	2	P.J. Horne vs Florida St. (02/01/2020)
	2	P.J. Horne at Miami (FL) (01/28/2020)
	2	Wabissa Bede at Miami (FL) (01/28/2020)
	2	John Ojiako at Wake Forest (01/14/2020)
	2	Tyrece Radford vs NC State (01/11/2020)
	2	John Ojiako vs VMI (12/21/2019)
	2	P.J. Horne vs Duke (12/06/2019)
	2	P.J. Horne vs Dayton (N) (11/26/2019)
	2	Landers Nolley II vs Michigan St. (N) (11/25/2020)
	2	Nahiem Alleyne vs Delaware St. (11/20/2019)
	2	John Ojiako vs USC Upstate (11/13/2019)
	2	Tyrece Radford vs Coppin St. (11/08/2019)
TURNOVERS	9	Landers Nolley II vs Duke (12/06/2019)
	6	Wabissa Bede at Miami (FL) (01/28/2020)

Opponent - Individual Game Highs

POINTS		
28		Garrison Brooks vs North Carolina (01/22/2020)
27		Devin Vassell vs Florida St. (02/01/2020)
26		Buddy Boeheim vs Syracuse (01/18/2020)
24		Obi Toppin vs Dayton (N) (11/26/2019)
23		Jairus Hamilton at Boston College (01/25/2020)
FIELD GOALS MADE		
11		Garrison Brooks vs North Carolina (01/22/2020)
10		Buddy Boeheim vs Syracuse (01/18/2020)
10		Obi Toppin vs Dayton (N) (11/26/2019)
FIELD GOAL ATTEMPTS		
21		John Crosby vs Delaware St. (11/20/2019)
20		Buddy Boeheim vs Syracuse (01/18/2020)
FIELD GOAL PERCENTAGE (min 5 made)	1.000 (5-5)	Kolby Lee vs BYU (N) (11/27/2019)
	.857 (6-7)	Dalton Nixon vs BYU (N) (11/27/2019)
3 PT FG MADE	7	Devin Vassell vs Florida St. (02/01/2020)
	6	Travis Eevee vs VMI (12/21/2019)
3 PT FG ATTEMPTS	13	Buddy Boeheim vs Syracuse (01/18/2020)
	12	Travis Eevee vs VMI (12/21/2019)
3 PT FG PERCENTAGE (min 2 made)	1.000 (7-7)	Devin Vassell vs Florida St. (02/01/2020)
	1.000 (2-2)	Jonathan Scott vs Chattanooga (12/11/2019)
	1.000 (2-2)	Dalton Nixon vs BYU (N) (11/27/2019)
	1.000 (2-2)	Omari Peek-Green vs Delaware St. (11/20/2019)
FREE THROWS MADE	7	Kihehi Clark at Virginia (01/04/2020)
	7	Everette Hammond vs USC Upstate (11/13/2019)
FREE THROW ATTEMPTS	8	Jay Heath at Boston College (01/25/2020)
	8	Garrison Brooks vs North Carolina (01/22/2020)
	8	Olivier Sarr at Wake Forest (01/14/2020)
	8	Kihehi Clark at Virginia (01/04/2020)
FREE THROW PERCENTAGE (min 3 made)	1.000 (7-7)	Everette Hammond vs USC Upstate (11/13/2019)
	1.000 (4-4)	Devin Vassell vs Florida St. (02/01/2020)
	1.000 (4-4)	Harlonc Beverly at Miami (FL) (01/28/2020)
	1.000 (4-4)	Jairus Hamilton at Boston College (01/25/2020)
	1.000 (4-4)	Wendell Moore vs Duke (12/06/2019)
	1.000 (4-4)	Vernon Carey vs Duke (12/06/2019)
	1.000 (4-4)	Zac Seljaas vs BYU (N) (11/27/2019)
	1.000 (4-4)	John Newman III at Clemson (11/05/2019)
	1.000 (3-3)	Isaiah Wong at Miami (FL) (01/28/2020)
	1.000 (3-3)	Armando Bacot vs North Carolina (01/22/2020)
REBOUNDS	15	Aamir Simms at Clemson (11/05/2019)
	14	Xavier Tillman vs Michigan St. (N) (11/25/2019)
ASSISTS	9	Markell Johnson vs NC State (01/11/2020)
	9	Jalen Crutcher vs Dayton (N) (11/26/2019)
STEALS	4	Dejuan Clayton vs Coppin St. (11/08/2019)
	3	Harlonc Beverly at Miami (FL) (01/28/2020)
BLOCKED SHOTS	3	Devon Daniels vs NC State (01/11/2020)
	3	Ty Gibson vs UMES (12/29/2019)
	3	Ludovic Duféal vs Gardner-Webb (12/15/2019)
TURNOVERS	7	Travis Eevee vs VMI (12/21/2019)
	5	Markell Johnson vs NC State (01/11/2020)
	5	Myles Lewis vs VMI (12/21/2019)
	5	Jalen Crutcher vs Dayton (N) (11/26/2019)
	5	Xavier Tillman vs Michigan St. (N) (11/25/2019)
	5	Jeameril Wilson vs Lehigh (11/16/2019)



CATEGORY LEADERS

Points				
##	Player	G	Pts	Pts/G
2	Nolley II, Landers	22	385	17.5
23	Radford, Tyrece	22	207	9.4
4	Alleyne, Nahiem	22	207	9.4
15	Cone, Jalen	22	164	7.5
14	Horne, P.J.	22	162	7.4
0	Cattoor, Hunter	21	136	6.5
3	Bede, Wabissa	22	128	5.8
1	Wilkins, Isaiiah	22	101	4.6
21	Ojako, John	21	59	2.8
11	Palmer, Brendan	2	2	1.0

Scoring Average				
##	Player	G	Pts	Pts/G
2	Nolley II, Landers	22	385	17.5
23	Radford, Tyrece	22	207	9.4
4	Alleyne, Nahiem	22	207	9.4
15	Cone, Jalen	22	164	7.5
14	Horne, P.J.	22	162	7.4
0	Cattoor, Hunter	21	136	6.5
3	Bede, Wabissa	22	128	5.8
1	Wilkins, Isaiiah	22	101	4.6
21	Ojako, John	21	59	2.8
11	Palmer, Brendan	2	2	1.0

Free Throw Percentage				
##	Player	Made	Att	Pct
15	Cone, Jalen	15	17	.882
2	Nolley II, Landers	62	78	.795
4	Alleyne, Nahiem	37	51	.725
1	Wilkins, Isaiiah	13	18	.722
23	Radford, Tyrece	40	58	.690
0	Cattoor, Hunter	13	20	.650
14	Horne, P.J.	8	13	.615
21	Ojako, John	13	22	.591
3	Bede, Wabissa	21	41	.512

Free Throw Attempts				
##	Player	G	Att	Att/G
2	Nolley II, Landers	22	78	3.5
23	Radford, Tyrece	22	58	2.6
4	Alleyne, Nahiem	22	51	2.3
3	Bede, Wabissa	22	41	1.9
21	Ojako, John	21	22	1.0

Field Goal Percentage				
##	Player	FG	Att	Pct
23	Radford, Tyrece	83	125	.664
21	Ojako, John	23	44	.523
14	Horne, P.J.	64	140	.457
15	Cone, Jalen	53	117	.453
0	Cattoor, Hunter	45	107	.421
2	Nolley II, Landers	133	331	.402
4	Alleyne, Nahiem	67	168	.399
3	Bede, Wabissa	49	133	.368
1	Wilkins, Isaiiah	35	104	.337
11	Palmer, Brendan	1	4	.250

Field Goal Attempts				
##	Player	G	Att	Att/G
2	Nolley II, Landers	22	331	15.0
4	Alleyne, Nahiem	22	168	7.6
14	Horne, P.J.	22	140	6.4
3	Bede, Wabissa	22	133	6.0
23	Radford, Tyrece	22	125	5.7

Rebounds				
##	Player	G	Reb	Reb/G
23	Radford, Tyrece	22	142	6.5
2	Nolley II, Landers	22	123	5.6
14	Horne, P.J.	22	101	4.6
3	Bede, Wabissa	22	89	4.0
1	Wilkins, Isaiiah	22	63	2.9

Free Throws Made				
##	Player	G	Made	Made/G
2	Nolley II, Landers	22	62	2.8
23	Radford, Tyrece	22	40	1.8
4	Alleyne, Nahiem	22	37	1.7
3	Bede, Wabissa	22	21	1.0
15	Cone, Jalen	22	15	0.7

3-Point FG Percentage				
##	Player	3FG	Att	Pct
15	Cone, Jalen	43	80	.538
4	Alleyne, Nahiem	36	90	.400
0	Cattoor, Hunter	33	84	.393
2	Nolley II, Landers	57	158	.361
14	Horne, P.J.	26	80	.325
1	Wilkins, Isaiiah	18	61	.295
3	Bede, Wabissa	9	45	.200
23	Radford, Tyrece	1	9	.111

Field Goals Made				
##	Player	G	Made	Made/G
2	Nolley II, Landers	22	133	6.0
23	Radford, Tyrece	22	83	3.8
4	Alleyne, Nahiem	22	67	3.0
14	Horne, P.J.	22	64	2.9
15	Cone, Jalen	22	53	2.4

Rebounds Average				
##	Player	G	Reb	Reb/G
23	Radford, Tyrece	22	142	6.5
2	Nolley II, Landers	22	123	5.6
14	Horne, P.J.	22	101	4.6
3	Bede, Wabissa	22	89	4.0
1	Wilkins, Isaiiah	22	63	2.9

Assists				
##	Player	G	Ass	Ass/G
3	Bede, Wabissa	22	139	6.3
2	Nolley II, Landers	22	57	2.6
4	Alleyne, Nahiem	22	32	1.5
23	Radford, Tyrece	22	29	1.3
0	Cattoor, Hunter	21	29	1.4

Offensive Rebounds				
##	Player	G	OREb	OREb/G
23	Radford, Tyrece	22	53	2.4
21	Ojako, John	21	23	1.1
14	Horne, P.J.	22	19	0.9
1	Wilkins, Isaiiah	22	17	0.8
2	Nolley II, Landers	22	15	0.7

Steals				
##	Player	G	Stl	Stl/G
3	Bede, Wabissa	22	27	1.2
23	Radford, Tyrece	22	22	1.0
0	Cattoor, Hunter	21	20	1.0
2	Nolley II, Landers	22	18	0.8
14	Horne, P.J.	22	15	0.7

Defensive Rebounds				
##	Player	G	DREb	DREb/G
2	Nolley II, Landers	22	108	4.9
23	Radford, Tyrece	22	89	4.0
14	Horne, P.J.	22	82	3.7
3	Bede, Wabissa	22	81	3.7
4	Alleyne, Nahiem	22	49	2.2

Blocked Shots				
##	Player	G	Blk	Blk/G
14	Horne, P.J.	22	15	0.7
21	Ojako, John	21	13	0.6
3	Bede, Wabissa	22	7	0.3
23	Radford, Tyrece	22	7	0.3
2	Nolley II, Landers	22	6	0.3

Fouls				
##	Player	G	PF	PF/G
3	Bede, Wabissa	22	43	2.0
2	Nolley II, Landers	22	42	1.9
14	Horne, P.J.	22	41	1.9
15	Cone, Jalen	22	35	1.6
23	Radford, Tyrece	22	34	1.5

Minutes				
##	Player	G	Min	Min/G
2	Nolley II, Landers	22	682	31:01
3	Bede, Wabissa	22	671	30:31
14	Horne, P.J.	22	622	28:18
4	Alleyne, Nahiem	22	578	26:17
23	Radford, Tyrece	22	516	23:28

Foul Outs				
##	Player	G	FO	FO/G
3	Bede, Wabissa	22	1	0.05
2	Nolley II, Landers	22	1	0.05
21	Ojako, John	21	1	0.05
1	Wilkins, Isaiiah	22	1	0.05

POINTS, REBOUNDS & ASSISTS GAME-BY-GAME

Opponent	Date	Score	0											
			CATTOOR,HU	WILKINS,IS	NOLLEY II,	BEDE,WABIS	ALLEYNE,NA	PALMER,BRE	HORNE,P.J.	CONE,JALEN	OJAKO,JOH	RADFORD,TY	JOHNSON,BR	
at Clem	11/05/2019	67-60	W	0-4-0	4-6-2	30-5-0	7-8-6	11-3-1	DNP	8-7-2	3-1-0	0-1-0	4-4-0	
Coppin	11/08/2019	74-42	W	5-8-3	7-7-0	11-7-1	3-9-10	18-2-0	0-1-0	9-3-2	5-1-0	6-2-0	10-8-1	
USCU	11/13/2019	80-57	W	9-0-1	2-4-2	23-6-3	7-2-8	9-2-4	DNP	9-4-0	11-1-0	4-3-0	6-4-1	
Lehigh	11/16/2019	79-53	W	11-1-2	2-4-0	27-5-4	4-3-6	5-2-1	DNP	14-5-0	8-1-4	0-2-0	8-11-2	
DSU	11/20/2019	100-64	W	8-6-4	15-6-7	10-1-3	5-5-10	20-4-1	DNP	7-2-1	17-1-1	9-7-0	9-8-2	
vs MSU	11/25/2019	71-66	W	10-2-3	2-1-1	22-4-5	11-3-5	10-3-1	DNP	12-7-1	2-2-0	2-2-0	0-1-0	
vs UD	11/26/2019	62-89	L	12-1-0	3-3-1	15-6-1	6-2-6	9-2-3	DNP	7-3-1	0-0-0	4-1-0	6-2-1	
vs BYU	11/27/2019	77-90	L	3-4-0	3-1-0	22-7-1	11-4-7	12-3-4	DNP	13-4-1	2-0-0	2-2-0	9-2-1	
Duke	12/06/2019	63-77	L	0-0-0	7-4-2	7-8-4	12-4-5	6-2-1	DNP	15-6-0	2-0-0	2-0-0	12-7-0	
UTC	12/11/2019	63-58	W	DNP	0-1-1	19-6-3	7-8-7	22-5-0	DNP	2-5-0	3-1-0	2-1-0	8-7-1	
GW	12/15/2019	73-46	W	11-1-2	13-2-3	18-9-3	8-1-5	0-2-1	DNP	3-5-0	6-1-1	4-9-0	10-10-0	
VMI	12/21/2019	64-55	W	14-5-1	13-4-2	4-2-2	4-3-2	5-2-2	DNP	6-4-0	9-1-0	2-0-1	7-10-4	
UMES	12/29/2019	92-37	W	17-4-1	4-4-2	18-10-3	0-3-6	5-1-2	2-3-0	7-5-0	11-4-1	15-8-0	13-2-5	
at UVA	01/04/2020	39-65	L	4-1-1	3-0-1	18-5-2	0-4-2	2-2-0	DNP	4-5-0	0-1-0	0-1-0	8-3-0	
at Syr	01/07/2020	67-63	W	3-0-3	3-3-1	13-5-4	2-3-8	6-3-1	DNP	12-2-0	19-1-1	2-2-0	7-9-2	
NCSU	01/11/2020	72-58	W	5-4-2	0-3-0	29-7-1	2-2-7	5-4-2	DNP	3-6-0	10-1-0	0-1-0	18-9-1	
at Wake	01/14/2020	80-70	W	0-1-0	0-2-1	21-3-2	6-3-9	10-2-0	DNP	7-5-0	15-0-0	0-2-0	21-13-1	
Syr	01/18/2020	69-71	L	0-0-0	5-3-2	13-6-7	9-5-3	17-3-4	DNP	9-5-0	14-0-1	DNP	2-6-5	
UNC	01/22/2020	79-77	Wot2	5-2-1	2-1-0	22-7-2	8-5-8	11-2-3	DNP	6-5-0	18-7-2	5-2-0	2-3-0	
at BC	01/25/2020	56-61	L	3-3-2	3-2-0	15-2-2	9-5-5	10-3-0	DNP	3-6-1	6-0-1	0-2-0	7-9-0	
at Miami	01/28/2020	61-71	L	6-4-1	3-1-1	14-5-2	3-2-8	7-2-0	DNP	6-4-1	0-2-0	0-1-0	22-8-1	
FSU	02/01/2020	63-74	L	10-2-2	7-1-0	14-7-2	4-5-6	7-0-1	DNP	0-3-0	3-1-0	0-1-0	18-6-1	

DOUBLE-DOUBLE TRACKER

Opponent	Date	Player	Points	Rebounds	Assists	Blocks	Steals
Gardner-Webb (W, 73-46)	Dec. 15	Tyrece Radford	10	10	0	0	1
UMES (W, 82-37)	Dec. 29	Landers Nolley II	18	10	3	0	0
Wake Forest (W, 80-70)	Jan. 14	Tyrece Radford	21	13	1	0	4



TEAM HIGHS & LOWS

Virginia Tech - Game Highs

POINTS	100 92 80 80 79 79	Delaware St. (11/20/2019) UMES (12/29/2019) at Wake Forest (01/14/2020) USC Upstate (11/13/2019) North Carolina (01/22/2020) Lehigh (11/16/2019)
FIELD GOALS MADE	35 32	Delaware St. (11/20/2019) UMES (12/29/2019)
FIELD GOAL ATTEMPTS	72 65 65	UMES (12/29/2019) North Carolina (01/22/2020) Lehigh (11/16/2019)
FIELD GOAL PERCENTAGE	.565 (35-62) .534 (31-58) .534 (31-58)	Delaware St. (11/20/2019) vs BYU (N) (11/27/2019) USC Upstate (11/13/2019)
3 PT FG MADE	21 15	Delaware St. (11/20/2019) Syracuse (01/18/2020)
3 PT FG ATTEMPTS	37 37 37 37	North Carolina (01/22/2020) Syracuse (01/18/2020) Delaware St. (11/20/2019) Lehigh (11/16/2019)
3 PT FG PERCENTAGE	.568 (21-37) .500 (11-22)	Delaware St. (11/20/2019) vs BYU (N) (11/27/2019)
FREE THROWS MADE	19 17 17	NC State (01/11/2020) North Carolina (01/22/2020) at Wake Forest (01/14/2020)
FREE THROW ATTEMPTS	29 24	at Wake Forest (01/14/2020) VMI (12/21/2019)
FREE THROW PERCENTAGE	1.000 (6-6) .905 (19-21)	Florida St. (02/01/2020) NC State (01/11/2020)
REBOUNDS	53 49	UMES (12/29/2019) Coppin St. (11/08/2019)
ASSISTS	29 22	Delaware St. (11/20/2019) Syracuse (01/18/2020)
STEALS	11 11	at Miami (FL) (01/28/2020) at Wake Forest (01/14/2020)
BLOCKED SHOTS	6 6	vs Michigan St. (N) (11/25/20) USC Upstate (11/13/2019)
TURNOVERS	15 14 14	Coppin St. (11/08/2019) at Boston College (01/25/202) Duke (12/06/2019)
FOULS	24 19 19 19	at Wake Forest (01/14/2020) at Miami (FL) (01/28/2020) at Boston College (01/25/202) vs Dayton (N) (11/26/2019)

Virginia Tech - Game Lows

POINTS	39 56 61 62 63 63 63	at Virginia (01/04/2020) at Boston College (01/25/202) at Miami (FL) (01/28/2020) vs Dayton (N) (11/26/2019) Florida St. (02/01/2020) Chattanooga (12/11/2019) Duke (12/06/2019)
FIELD GOALS MADE	13 21 21	at Virginia (01/04/2020) at Syracuse (01/07/2020) VMI (12/21/2019)
FIELD GOAL ATTEMPTS	48 50	at Virginia (01/04/2020) at Syracuse (01/07/2020)
FIELD GOAL PERCENTAGE	.271 (13-48) .344 (21-61)	at Virginia (01/04/2020) VMI (12/21/2019)
3 PT FG MADE	4 5	at Virginia (01/04/2020) Duke (12/06/2019)
3 PT FG ATTEMPTS	20 21 21 21 21	Duke (12/06/2019) at Boston College (01/25/202) Chattanooga (12/11/2019) vs Dayton (N) (11/26/2019) vs Michigan St. (N) (11/25/20)
3 PT FG PERCENTAGE	.160 (4-25) .233 (7-30)	at Virginia (01/04/2020) Florida St. (02/01/2020)
FREE THROWS MADE	3 4 4 4	Lehigh (11/16/2019) Syracuse (01/18/2020) Duke (12/06/2019) vs BYU (N) (11/27/2019)
FREE THROW ATTEMPTS	4 6 6	Lehigh (11/16/2019) Florida St. (02/01/2020) Duke (12/06/2019)
FREE THROW PERCENTAGE	.500 (5-10) .500 (4-8)	at Boston College (01/25/202) Syracuse (01/18/2020)
REBOUNDS	21 25	vs Dayton (N) (11/26/2019) at Virginia (01/04/2020)
ASSISTS	6 11 11	at Virginia (01/04/2020) at Boston College (01/25/202) at Clemson (11/05/2019)
STEALS	1 1	Syracuse (01/18/2020) vs BYU (N) (11/27/2019)
BLOCKED SHOTS	0 0 0	at Syracuse (01/07/2020) at Virginia (01/04/2020) Gardner-Webb (12/15/2019)
TURNOVERS	2 7 7 7	UMES (12/29/2019) Syracuse (01/18/2020) VMI (12/21/2019) Chattanooga (12/11/2019)
FOULS	6 8 8	Duke (12/06/2019) VMI (12/21/2019) Lehigh (11/16/2019)

Opponent - Game Highs

POINTS	90 89 77 77 74	vs BYU (N) (11/27/2019) vs Dayton (N) (11/26/2019) North Carolina (01/22/2020) Duke (12/06/2019) Florida St. (02/01/2020)
FIELD GOALS MADE	35 32	vs Dayton (N) (11/26/2019) vs BYU (N) (11/27/2019)
FIELD GOAL ATTEMPTS	71 69	Coppin St. (11/08/2019) NC State (01/11/2020)
FIELD GOAL PERCENTAGE	.636 (35-55) .542 (32-59)	vs Dayton (N) (11/26/2019) vs BYU (N) (11/27/2019)
3 PT FG MADE	17 13	vs BYU (N) (11/27/2019) VMI (12/21/2019)
3 PT FG ATTEMPTS	39 34	Coppin St. (11/08/2019) vs BYU (N) (11/27/2019)
3 PT FG PERCENTAGE	.500 (17-34) .458 (11-24)	vs BYU (N) (11/27/2019) vs Dayton (N) (11/26/2019)
FREE THROWS MADE	17 14 14	at Wake Forest (01/14/2020) North Carolina (01/22/2020) USC Upstate (11/13/2019)
FREE THROW ATTEMPTS	27 23	at Boston College (01/25/202) at Wake Forest (01/14/2020)
FREE THROW PERCENTAGE	1.000 (10-10) .818 (9-11)	Duke (12/06/2019) vs BYU (N) (11/27/2019)
REBOUNDS	45 43 43 43	Coppin St. (11/08/2019) North Carolina (01/22/2020) NC State (01/11/2020) vs Michigan St. (N) (11/25/20)
ASSISTS	22 22	vs BYU (N) (11/27/2019) vs Dayton (N) (11/26/2019)
STEALS	8 8 8	at Boston College (01/25/202) Duke (12/06/2019) Coppin St. (11/08/2019)
BLOCKED SHOTS	7 5 5	UMES (12/29/2019) Florida St. (02/01/2020) NC State (01/11/2020)
TURNOVERS	23 19	VMI (12/21/2019) Lehigh (11/16/2019)
FOULS	27 21	at Wake Forest (01/14/2020) vs Dayton (N) (11/26/2019)

Opponent - Game Lows

POINTS	37 42 46 53 55	UMES (12/29/2019) Coppin St. (11/08/2019) Gardner-Webb (12/15/2019) Lehigh (11/16/2019) VMI (12/21/2019)
FIELD GOALS MADE	14 14	UMES (12/29/2019) Coppin St. (11/08/2019)
FIELD GOAL ATTEMPTS	48 51	at Boston College (01/25/202) VMI (12/21/2019)
FIELD GOAL PERCENTAGE	.197 (14-71) .237 (14-59)	Coppin St. (11/08/2019) UMES (12/29/2019)
3 PT FG MADE	3 6 6 6 6 6	USC Upstate (11/13/2019) at Miami (FL) (01/28/2020) Syracuse (01/18/2020) NC State (01/11/2020) at Syracuse (01/07/2020) Coppin St. (11/08/2019)
3 PT FG ATTEMPTS	15 17	at Miami (FL) (01/28/2020) at Syracuse (01/07/2020)
3 PT FG PERCENTAGE	.120 (3-25) .154 (6-39)	USC Upstate (11/13/2019) Coppin St. (11/08/2019)
FREE THROWS MADE	0 2	VMI (12/21/2019) UMES (12/29/2019)
FREE THROW ATTEMPTS	0 5 5	VMI (12/21/2019) UMES (12/29/2019) Lehigh (11/16/2019)
FREE THROW PERCENTAGE	.400 (2-5)	UMES (12/29/2019)
REBOUNDS	26 28	Delaware St. (11/20/2019) Lehigh (11/16/2019)
ASSISTS	6 6 6	at Syracuse (01/07/2020) Coppin St. (11/08/2019)
STEALS	1 1 1 1	North Carolina (01/22/2020) at Wake Forest (01/14/2020) UMES (12/29/2019) Chattanooga (12/11/2019)
BLOCKED SHOTS	1 1 1 1 1	at Syracuse (01/07/2020) vs Dayton (N) (11/26/2019) Delaware St. (11/20/2019) Lehigh (11/16/2019) Coppin St. (11/08/2019)
TURNOVERS	4 6	Syracuse (01/18/2020) vs BYU (N) (11/27/2019)
FOULS	8 9	Florida St. (02/01/2020) Lehigh (11/16/2019)





Mike YOUNG

- First season at Virginia Tech
- 18th as a head coach in Division I
- Produced three AP All-America selections at Wofford
- Took Wofford to five NCAA Tournament appearances

The Young File

PERSONAL

BORN: May 1, 1963
 HOMETOWN: Radford, Virginia
 FAMILY: Wife (Margaret), Children (Cooper & Davis)
 COACHING RECORD AT VIRGINIA TECH: 14-8 (1st year)
 CAREER HEAD COACHING RECORD: 313-252 (.552)

EDUCATION

Emory & Henry (1986)
 JOINED TECH STAFF: April 7, 2019
 YEARS OF COLLEGIATE HEAD COACHING: 18
 YEARS OF COLLEGIATE COACHING: 33

COACHING CAREER

Year	School
1986-88	Assistant Coach, Emory & Henry
1988-89	Assistant Coach, Radford
1989-02	Assistant Coach, Wofford
2002-19	Head Coach, Wofford
2019-present	Head Coach, Virginia Tech

ACCOMPLISHMENTS

Five NCAA Tournaments

2019, 2015, 2014, 2011, 2010

Five SoCon Tournament Championships

2019, 2015, 2014, 2011, 2010

Four SoCon Regular-Season Titles

2019, 2015, 2011, 2010

Two-time National Coach of the Year

2019 (Sporting News), 2010 (Hugh Durham)

Three AP All-America Selections

Fletcher Magee (2018-19) Karl Cochran (2014-15) Noah Dahlman (2009-10)

Four SoCon Player of the Years

Fletcher Magee (2017-18, 2018-19) Karl Cochran (2014-15) & Noah Dahlman (2009-10)

All-SoCon

24 selections (Coaches) 34 selections (media)

Mike Young begins his first season as the head men's basketball coach at Virginia Tech. The veteran head coach comes home to the New River Valley with a wealth of experience and the desire and focus to lead this Hokies program in its quest to be among the best in the ACC and the nation.

Since arriving in Blacksburg, Young has worked diligently to assemble a top-level coaching staff. Along with that staff, Young has devoted countless hours toward putting together a competitive roster for the 2019-20 season and making a noticeable impact on the always evolving national recruiting community.

The Radford, Virginia native joins the Hokies after a record-setting 17-year tenure as the head coach at Wofford. The Terriers posted a 30-5 overall record in 2018-19, including a perfect 18-0 mark in Southern Conference play, and registered a convincing 84-68 win over Seton Hall in the first round of the 2019 NCAA Tournament.

The 2019 Sporting News Coach of the Year, Young finished third in last season's Associated Press Coach of the Year voting behind Texas Tech's Chris Beard and Houston's Kelvin Sampson. In his 17 seasons at the helm as head coach of Wofford College, Young built the Terriers into one of the Southern Conference's preeminent programs and a perennial NCAA Tournament participant. He guided Wofford to five NCAA Tournament berths over the past 10 seasons and five Southern Conference championships. In addition to the on-court success of his teams, 100 percent of Young's student-athletes at Wofford who completed their eligibility graduated.

In addition to owning numerous coaching accolades, Young currently serves as a member of the NCAA's Men's Basketball Ethics Committee.

Young compiled a 299-244 (.551) overall record at Wofford and earned Southern Conference Coach of the Year honors four times (2010, 2014, 2015 and 2019). Under his guidance, the Terriers registered an impressive list of nonconference wins, including ones over the likes of Auburn, Cincinnati, Clemson, Georgia, Georgia Tech, NC State, Purdue, Seton Hall, South Carolina, Virginia Tech, Xavier and Wake Forest. Arguably the most compelling nonconference victory of his tenure at Wofford came on Dec. 20, 2017 when the Terriers faced then-No. 5 North Carolina at the Dean Smith Center in Chapel Hill, North Carolina and registered a 79-75 victory over head coach Roy Williams and the Tar Heels.

Prior to assuming the head coaching reins for the Terriers in 2002-03, Young was an assistant coach to current Wofford Director of Athletics Richard Johnson. Young came to

Wofford after serving as a graduate assistant for one year under Oliver Purnell at Radford University.

A 1986 graduate of Emory & Henry College, he was a four-year letterman in basketball for coach Bob Johnson and the team captain his junior and senior seasons. He credits Johnson for having a major influence on his playing and coaching career.

Upon his graduation, Young became a full-time assistant coach for two years at Emory & Henry before moving on to Radford. Another of Young's mentors is Fletcher Arritt, longtime coach of Fork Union (Va.) Military Academy. Young played one season for him before attending Emory & Henry. In the summer of 2015, Young was inducted into the Emory & Henry College Sports Hall of Fame, as well as the Radford High School Hall of Fame.

Young and wife Margaret have a daughter, Cooper, a student at the University of the South, and a son, Davis, who is attending Blacksburg High School.

YEAR BY YEAR

Year	School	Rec.	Conf.	Postseason
2019-20	Virginia Tech	14-8	5-6	---
2018-19	Wofford	30-5	18-0	NCAA Round of 32
2017-18	Wofford	21-13	11-7	CIT
2016-17	Wofford	16-17	10-8	
2015-16	Wofford	15-17	11-7	
2014-15	Wofford	28-7	16-2	NCAA First Round
2013-14	Wofford	20-13	11-5	NCAA First Round
2012-13	Wofford	13-19	7-11	
2011-12	Wofford	19-14	12-6	CBI
2010-11	Wofford	21-13	14-4	NCAA First Round
2009-10	Wofford	26-9	15-3	NCAA First Round
2008-09	Wofford	16-14	12-8	
2007-08	Wofford	16-16	8-12	
2006-07	Wofford	10-20	5-13	
2005-06	Wofford	11-18	6-9	
2004-05	Wofford	14-14	7-9	
2003-04	Wofford	9-20	4-12	
2002-03	Wofford	14-15	8-8	



BOUNCE BACK TIME

- When Mike Young loses a basketball game, it rarely spills into the next game, with his teams bouncing back with a W, especially over the last five years with him being .643 by going 36-20.
- Young went 4-0 last year after a loss and 9-3 the year prior with the Terriers. He is 3-4 at Tech.

Season	G	W	L	Pct.
2002-03	14	7	7	.500
2003-04	19	7	12	.368
2004-05	13	5	8	.385
2005-06	17	8	9	.471
2006-07	19	6	13	.316
2007-08	15	7	8	.467
2008-09	13	8	5	.615
2009-10	8	5	3	.625
2010-11	12	9	3	.750
2011-12	13	8	5	.615
2012-13	18	9	9	.500
2013-14	12	7	5	.583
2014-15	6	5	1	.833
2015-16	16	9	7	.563
2016-17	16	10	6	.625
2017-18	12	9	3	.750
2018-19	4	4	0	1.000
2019-20	7	3	4	.429
Total	234	126	108	.539



WHEN IT COUNTS

- Mike Young brings a polished resume from his time at Wofford and you can see that in the numbers he carries regarding finishing a lead when his teams have had one over his years of coaching, with 18 seasons to be exact.
- Over the last six years when Young has had a lead with five minutes to go, he usually holds on to it to preserve the win, boasting a .917 winning percentage to his name.
- Since his arrival to Tech, the Hokies have carried the trend also, owning a 12-1 record.

Year	G	W	L	Pct.
2014-15	25	23	2	.920
2015-16	17	14	3	.824
2016-17	17	15	2	.882
2017-18	21	19	2	.905
2018-19	27	27	0	1.000
2019-20	13	12	1	1.000
Total	120	110	10	.917

Opponent	G	W	L	Pct.
High-Major	10	8	2	.800
Mid-Major	110	102	8	.927
Conference	70	62	8	.886
Nonconference	50	48	2	.960
Postseason	9	7	2	.778

WHAT THEY'RE SAYING



So much for our No. 1 this week! That was quick. What a win for @HokiesMBB and first-year Virginia Tech coach Mike Young.



Today we saw why many NBA folks felt that Mike Young could be an offensive coordinator at the professional level. Guy is a genius offensively.



The best compliment I could give Mike Young is that when you talk to any coach from the Southern Conference, where he spent the previous 17 seasons, they all say the same thing: He's a GREAT basketball coach.

Ask @ForbesETSUhoops.

Scott Van Pelt @notthefakeSVP · Nov 25, 2019
Replying to @GaryParrishCBS
I love watching his half court stuff. It's art.



Mike Young can coach, people.

On Coach Young VT

Mike Young is one of those 20-year overnight sensations. Those of us who know college basketball have always recognized what a great coach he is. The nation found out this season in the NCAA Tournament. He is a great fit for Virginia Tech.

-Fran Fraschilla
Former NCAA head coach & current ESPN college basketball analyst

On Coach Young VT

Mike Young has shown during his tenure at Wofford that not only is he an outstanding coach, but he's also a program builder. He develops players and men. He's an excellent communicator and teacher. His teams are always sound, tough, unselfish and fun to watch.

-Clark Kellogg
CBS Sports Men's Basketball Analyst





LANDERS NOLLEY II (NAH-lee)

Redshirt Freshman | 6-7 | 225
G/F | Atlanta, Ga.

High School
Langston Hughes

Major: Public Health

2

5x ACC Freshman of the Week (Nov. 18, Dec. 2, 16, 30, Jan. 13)
Maui Jim Maui Invitational All-Tournament Team
2018-19 ACC Academic Honor Roll

AT THE RIM

- Has played in all 22 games, drawing 21 starts.
- Fourth in the ACC in scoring (17.5 PPG), 14th in field-goal % (40.2), ninth in free-throw % (79.5), fifth in 3-point field-goal % (36.1), third in 3-pointers made per game (2.59) and 13th in defensive rebounds per game (4.91).
- Has scored in double figures in nine straight games, the longest of his career, topping his previous high of eight.
- Registered 14 points for the second straight game and had seven rebounds and two assists vs. No. 5/6 Florida State (2/1).
- Posted 14 points and nine rebounds Miami (Fla.) (1/28).
- Had the best debut by a freshman in Tech history, breaking the school record of most points in a debut with a career-high 30, the fourth-most by an ACC freshman in a debut.
- Led Langston Hughes HS to two state titles.
- His father, Landers Nolley Sr., played for Dale Brown at LSU.

CAREER HIGHS

Table with 3 columns: Statistic, Value, and Game/Context. Rows include Points (30), Rebounds (10), Assists (7), Steals (3), Blocks (2), FG Made (12), FG Attempts (23), 3FG Made (7), 3FG Attempts (13), FT Made (10), FT Attempts (11).

GAME-BY-GAME STATS

Table with 20 columns: Opponent, Date, GS, MIN, FG-FGA, PCT, 3FG-3FGA, PCT, FT-FTA, PCT, OFF DEF TOT AVG, PF, A, T/O, BLK, STL, PTS, AVG. Includes a Totals row at the bottom.

CAREER STATS

Table with 15 columns: SEASON, TEAM, GP-GS, MIN/AVG, FG-FGA, FG%, 3FG-FGA, 3FG%, FT-FTA, FT%, OFF DEF TOT AVG, PF-FO, AST, TO, BLK, STL, PTS, AVG.



WABISSA BEDE (wa-BEE-sah BEE-dee)

Junior | 6-0 | 200
G | North Andover, Mass.

High School
Cushing Academy

Major: Communications

3

2018-19 ACC Academic Honor Roll

AT THE RIM

- Has played in all 22 games, starting each contest.
- Third in the ACC in assists per game (6.32) and first in assist-turnover ratio (3.48). Then he is second in ACC-only games with 6.09 assists p/g and fourth with a 2.68 A/TO ratio.
- His nine assists at Wake Forest (1/14) are tied for the second-most assists among ACC players in conference games.
- Recorded four points, five rebounds, six assists and a steal against No. 5/6 Florida State (2/1).
- Dished out eight assists and collected two rebounds, two steals, two blocks and one point at Miami (Fla.) (1/28).
- Put together a near double-double effort versus North Carolina (1/22), posting eight points, eight assists and five rebounds.
- Played one of his best offensive games, recording a season-high 11 points, three rebounds and five assists versus then-No. 3 Michigan State (11/25).
- Played in 35 games, starting 28 of those in 2018-19.

CAREER HIGHS

Table with 3 columns: Statistic, Value, and Game/Context. Rows include Points (14), Rebounds (9), Assists (10), Steals (4), Blocks (2), FG Made (6), FG Attempts (13), 3FG Made (4), 3FG Attempts (5), FT Made (6), FT Attempts (9).


GAME-BY-GAME STATS

Table with 17 columns: Opponent, Date, GS, MIN, FG-FGA, PCT, 3FG-3FGA, PCT, FT-FTA, PCT, OFF DEF TOT AVG, PF, A, T/O, BLK, STL, PTS, AVG. Includes a Totals row at the bottom.

CAREER STATS

Table with 15 columns: SEASON, TEAM, GP-GS, MIN/AVG, FG-FGA, FG%, 3FG-FGA, 3FG%, FT-FTA, FT%, OFF DEF TOT AVG, PF-FO, AST, TO, BLK, STL, PTS, AVG.





NAHIEM ALLEYNE (na-HEEM ah-LEAN)

Freshman | 6-3 | 195
G | Buford, Ga.

High School
Mountain View

Major: University Studies

4

AT THE RIM

- Has played in all 22 games, drawing 17 starts.
- Recorded seven points and an assist against No. 5/6 Florida State (2/1).
- Posted seven points, two rebounds and a steal at Miami (Fla.) (1/28).
- Tallied 10 points, three rebounds and a block at BC (1/25).
- Scored the third-most points of his career versus Syracuse (1/18) with 17 on 6-of-7 shooting, with five of those makes being 3s, while tying a career-high four assists.
- Turned in his best scoring game, recording a career-high 22 points on 7-of-13 shooting, while going a perfect 5 for 5 from the charity stripe, and five rebounds vs. Chattanooga (12/11).
- Two-year letterwinner at Mountain View High School.
- GHSA All-State and All-Region.
- Averaged 17.2 points per game and made 63 three-pointers in the 2018-19 season.
- A three-star on 247 Sports.
- Ranked as the 21st-best player in the state of Georgia.

CAREER HIGHS

Statistic	Value
Points	22 vs Chattanooga 12/11/19
Rebounds	5 vs Chattanooga 12/11/19
Assists	4 vs USC Upstate 11/13/19, vs Syracuse 01/18/20, vs BYU 11/27/19
Steals	2 vs Michigan St. 11/25/19
Blocks	2 vs Delaware St. 11/20/19
FG Made	7 vs Delaware St. 11/20/19, vs Chattanooga 12/11/19
FG Attempts	13 vs Chattanooga 12/11/19
3FG Made	5 vs Delaware St. 11/20/19, vs Syracuse 01/18/20
3FG Attempts	9 vs Delaware St. 11/20/19, vs North Carolina 01/22/20
FT Made	5 at Clemson 11/05/19, vs Chattanooga 12/11/19, at Wake Forest 01/14/20
FT Attempts	6 at Clemson 11/05/19, at Wake Forest 01/14/20

GAME-BY-GAME STATS

Opponent	Date	GS	MIN	Total FG-FGA	PCT	3FG-3FGA	PCT	FT-FTA	PCT	OFF DEF TOT	REB	PF	A	T/O	BLK	STL	PTS	AVG			
at Clemson	11/05/2019	*	22:44	2-9	.222	2-6	.333	5-6	.833	0	3	3	3	0	1	1	0	11	11.0		
Coppin St.	11/08/2019	*	23:28	6-8	.750	4-6	.667	2-2	1.000	0	2	2	2.5	0	0	1	0	18	14.5		
USC Upstate	11/13/2019	*	25:13	3-6	.500	1-3	.333	2-3	.667	0	2	2	2.3	0	4	0	1	0	9	12.7	
at Virginia	11/16/2019	*	20:43	1-7	.143	0-3	.000	3-4	.750	0	2	2	2.3	0	1	0	0	5	10.8		
Delaware St.	11/20/2019	*	31:15	7-11	.636	5-9	.556	1-1	1.000	0	4	4	2.6	0	1	0	2	1	20	12.6	
vs Michigan St.	11/25/2019	*	33:51	3-10	.300	2-4	.500	2-3	.667	0	3	3	2.7	2	1	0	0	2	10	12.2	
vs Dayton	11/26/2019	*	30:57	3-8	.375	0-1	.000	3-5	.600	0	2	2	2.6	2	3	1	0	0	9	11.7	
vs BYU	11/27/2019	*	36:28	5-8	.625	2-4	.500	0-0	.000	0	3	3	2.6	1	4	2	1	0	12	11.8	
Duke	12/06/2019	*	32:25	2-6	.333	1-3	.333	1-2	.500	2	0	2	2.6	0	1	1	0	1	6	11.1	
Chattanooga	12/11/2019	*	35:32	7-13	.538	3-7	.429	5-5	1.000	1	4	5	2.8	1	0	2	0	0	22	12.2	
Gardner-Webb	12/15/2019	*	23:15	0-4	.000	0-2	.000	0-0	.000	0	2	2	2.7	1	1	1	0	0	0	11.1	
VMI	12/21/2019	*	27:43	2-7	.286	0-2	.000	1-3	.333	0	2	2	2.7	0	2	1	0	0	5	10.6	
UMES	12/29/2019	*	25:05	1-10	.100	0-5	.000	3-3	1.000	1	0	1	2.5	0	2	1	0	0	5	10.2	
at Virginia	01/04/2020	*	22:14	1-9	.111	0-1	.000	0-0	.000	0	2	2	2.5	2	0	0	0	1	2	9.6	
at Syracuse	01/07/2020	*	22:55	2-6	.333	2-6	.333	0-2	.000	1	2	3	2.5	3	1	2	0	0	6	9.3	
NC State	01/11/2020	*	21:18	1-6	.167	1-1	1.000	2-3	.667	0	4	4	2.6	2	2	0	0	0	5	9.1	
at Wake Forest	01/14/2020	*	17:58	2-3	.667	1-2	.500	5-6	.833	0	2	2	2.6	2	0	0	0	1	10	9.1	
Syracuse	01/18/2020	*	28:32	6-7	.857	5-6	.833	0-0	.000	0	3	3	2.6	1	4	0	0	0	17	9.6	
North Carolina	01/22/2020	*	33:47	4-11	.364	3-9	.333	0-0	.000	0	2	2	2.6	0	3	0	0	0	11	9.6	
at Boston College	01/25/2020	*	23:07	4-9	.444	2-4	.500	0-1	.000	0	3	3	2.6	3	0	1	1	0	10	9.7	
at Miami (FL)	01/28/2020	*	17:51	2-4	.500	1-2	.500	0-0	.000	0	2	2	2.6	2	0	0	0	1	7	9.5	
Florida St.	02/01/2020	*	21:56	2-6	.333	1-4	.250	2-2	1.000	0	0	0	2.5	3	1	1	0	0	7	9.4	
Totals			17	578:17	67-168	.399	36-90	.400	37-51	.725	5	49	54	2.5	26	32	15	5	8	207	9.4

CAREER STATS

SEASON	TEAM	GP-GS	MIN	AVG	FG-FGA	FG%	3FG-3FGA	3FG%	FT-FTA	FT%	OFF	DEF	TOT	AVG	PF	FO	AST	T/O	BLK	STL	PTS	AVG
2019-20	Hokies	22-17	578/26.3	9.4	67-168	.399	36-90	.400	37-51	.725	5	49	54	2.5	26	32	15	5	8	207	9.4	
TOTAL		22-17	578/26.3	9.4	67-168	.399	36-90	.400	37-51	.725	5	49	54	2.5	26	32	15	5	8	207	9.4	



JONATHAN KABONGO (kuh-BONGO)

Sophomore | 6-4 | 195
G | Toronto, Canada

High School
Thornlea Secondary

Major: Creative Writing

10

AT THE RIM

- Has yet to see action.
- Played in 21 games in 2018-19.
- Hit a 3-pointer, pulled down two rebounds and swatted a shot against Miami (Fla) in the second round of the ACC Tournament.
- Tied a career high and scored an ACC-high six points at Pitt, while collecting ACC highs in three categories—two rebounds, one assist and a steal in his second-most minutes of the season with 13.
- Scored his first points in ACC action, coming off the bench in the final minute and making a layup versus Syracuse.
- Played in his first league game against Wake Forest .
- Scored his first points as a Hokie against Central Connecticut State, nailing a 3-pointer.
- Played in the season opener against Gardner-Webb, earning his first assist.

CAREER HIGHS

Statistic	Value
Points	6 at Pittsburgh 02/16/19, vs UMES 12/28/18
Rebounds	2 at Pittsburgh 02/16/19, vs Northeastern 11/16/18, vs Miami (FL) 03/13/19
Assists	1 4 times
Steals	1 at Notre Dame 02/23/19, at Pittsburgh 02/16/19, vs South Carolina St. 12/09/18
Blocks	1 vs Miami (FL) 03/13/19
FG Made	2 at Pittsburgh 02/16/19, vs UMES 12/28/18
FG Attempts	5 vs UMES 12/28/18
3FG Made	2 at Pittsburgh 02/16/19
3FG Attempts	4 vs Central Conn. St. 12/01/18, vs UMES 12/28/18
FT Made	1 vs Virginia 02/18/19, vs UMES 12/28/18
FT Attempts	2 vs UMES 12/28/18

GAME-BY-GAME STATS

CAREER STATS

SEASON	TEAM	GP-GS	MIN	AVG	Field Goals	3-Point	F-Throws	Rebounds	PF	FO	AST	T/O	BLK	STL	PTS	AVG					
2018-19	Hokies	21-0	102/4.8	4.8	11-28	.393	7-22	.318	2-4	.500	0	12	12	0.6	10-0	4	4	1	3	31	1.5
TOTAL		21-0	102/4.8	4.8	11-28	.393	7-22	.318	2-4	.500	0	12	12	0.6	10-0	4	4	1	3	31	1.5





BRENDAN PALMER

Sophomore | 6-4 | 195
G | Winston-Salem, N.C.

High School
Forsyth Country Day

Major: Public Health

11

2018-19 ACC Academic Honor Roll

AT THE RIM

- Has played in two games.
- Scored the first basket of his career versus Maryland Eastern Shore (12/29), making a contested layup and finishing with a career-high three rebounds.
- Came in off the bench in the final two minutes against Coppin State (11/8) in the home opener, earning his first career rebound and a steal.
- Appeared in four games in the 2018-19 season.
- Played in his first ACC game against Miami (Fla.).
- Appeared versus Central Connecticut State.
- Came in against St. Francis (Pa.).
- College debut was versus Northeastern.
- Member of the National Honor Society.
- Lettered previous season at Calvary Day School, where he also ran track.

CAREER HIGHS

Statistic	Value
Points	2 vs UMES 12/29/19
Rebounds	3 vs UMES 12/29/19
Steals	1 vs Coppin St. 11/08/19
FG Made	1 vs UMES 12/29/19
FG Attempts	2 vs Coppin St. 11/08/19, vs UMES 12/29/19
3FG Attempts	2 vs Coppin St. 11/08/19

GAME-BY-GAME STATS

Opponent	Date	GS	MIN	Total		3-Pointers		Free throws		Rebounds		PF	A	T/O	BLK	STL	PTS	AVG	
				FG-FGA	PCT	3FG-3FGA	PCT	FT-FTA	PCT	OFF	DEF								TOT
Coppin St.	11/08/2019		02:09	0-2	.000	0-2	.000	0-0	.000	0	1	1	1.0	0	0	0	1	0	0.0
UMES	12/29/2019		06:19	1-2	.500	0-1	.000	0-0	.000	1	2	3	2.0	0	0	1	0	2	1.0
Totals		0	08:28	1-4	.250	0-3	.000	0-0	.000	1	3	4	2.0	0	0	1	0	2	1.0

CAREER STATS

SEASON	TEAM	GP-GS	MIN	Field Goals		3-Point		F-Throws		Rebounds		Scoring								
				FG-FGA	FG%	3FG-FGA	3FG%	FT-FTA	FT%	OFF	DEF	TOT	AVG	PF	AST	BLK	STL	PTS	AVG	
2018-19	Hokies	4-0	3/0.7	0-0	.000	0-0	.000	0-0	.000	0	0	0	0.0	0-0	0	0	0	0	0.0	
2019-20	Hokies	2-0	8/4.2	1-4	.250	0-3	.000	0-0	.000	1	3	4	2.0	0-0	0	1	0	1	2	1.0
TOTAL		6-0	11/1.9	1-4	.250	0-3	.000	0-0	.000	1	3	4	0.7	0-0	0	1	0	1	2	0.3



P.J. HORNE

Junior | 6-6 | 225
F | Tifton, Ga.

High School
Tift County

Major: Sociology

14

2018-19 ACC Academic Honor Roll

AT THE RIM

- Has played in all 22 games, starting each contest.
- Held scoreless for the first time this season, snapping his 21-game streak of owning at least one bucket, and finished with three rebounds and two blocks vs. No. 5/6 Florida State (2/1).
- Recorded six points, four rebounds, an assist, one steal and two blocks at Miami (Fla.) (1/28).
- Hit a 3-pointer, pulled down six boards and chipped in one assist and two steals at Boston College (1/25).
- Hit two clutch free throws to send the game into overtime on Tech's final possession in regulation vs. UNC (1/22) and finished with six points, five rebounds, one block and a steal.
- After only making one 3-pointer last year in 29 games, had his nine-game streak of making at least one this season snapped versus Chattanooga (12/11), with going 0 for 3 from downtown, but had five rebounds and a career-high two steals.
- Played in 29 games last season, starting four contests.

CAREER HIGHS

Statistic	Value
Points	16 vs Iowa 11/28/17
Rebounds	7 vs Miami (FL) 02/03/18, at Clemson 11/05/19, vs Michigan St. 11/25/19
Assists	3 vs Saint Francis (PA) 11/24/18
Steals	2 vs Chattanooga 12/11/19, vs VMI 12/21/19, at Boston College 01/25/20
Blocks	2 7 times
FG Made	6 4 times
FG Attempts	13 vs Duke 12/06/19
3FG Made	3 vs Coppin St. 11/08/19, vs Duke 12/06/19, vs BYU 11/27/19
3FG Attempts	9 at Virginia 01/04/20
FT Made	4 vs Iowa 11/28/17, vs N.C. A&T 12/28/17, vs Clemson 02/21/18
FT Attempts	7 vs Miami (FL) 02/03/18

GAME-BY-GAME STATS

Opponent	Date	GS	MIN	Total		3-Pointers		Free throws		Rebounds		PF	A	T/O	BLK	STL	PTS	AVG		
				FG-FGA	PCT	3FG-3FGA	PCT	FT-FTA	PCT	OFF	DEF								TOT	AVG
at Clemson	11/05/2019	*	35:41	3-7	.429	1-4	.250	1-1	1.000	0	7	7	7.0	1	2	1	0	8	8.0	
Coppin St.	11/08/2019	*	22:36	3-5	.600	3-4	.750	0-0	.000	1	2	3	5.0	1	2	1	0	1	9	8.5
USC Upstate	11/13/2019	*	25:00	4-7	.571	1-2	.500	0-0	.000	0	4	4	4.7	3	0	1	1	0	7	9.7
Lehigh	11/16/2019	*	25:50	6-8	.750	2-4	.500	0-0	.000	4	1	5	4.8	1	0	2	0	14	10.0	
Delaware St.	11/25/2019	*	15:21	3-6	.500	1-3	.333	0-0	.000	1	1	2	4.2	2	1	3	0	0	7	9.4
vs Michigan St.	11/25/2019	*	29:40	5-6	.833	2-2	1.000	0-1	.000	4	3	7	4.7	3	1	1	1	1	12	9.8
vs Dayton	11/26/2019	*	28:03	3-4	.750	1-2	.500	0-0	.000	1	2	3	4.4	2	1	1	2	1	7	9.4
vs BYU	11/27/2019	*	31:23	5-6	.833	3-4	.750	0-0	.000	0	4	4	4.4	1	1	1	1	0	13	9.9
Duke	12/06/2019	*	33:36	6-13	.462	3-8	.375	0-0	.000	0	6	6	4.6	1	0	1	2	0	15	10.4
Chattanooga	12/11/2019	*	32:17	1-6	.167	0-3	.000	0-0	.000	2	3	5	4.6	1	0	1	2	2	9.6	
Gardner-Webb	12/15/2019	*	18:59	1-4	.250	1-3	.333	0-0	.000	0	5	5	4.6	4	0	2	0	1	3	9.0
VMI	12/21/2019	*	26:43	3-8	.375	0-4	.000	0-0	.000	1	3	4	4.6	1	0	1	0	2	6	8.8
UMES	12/29/2019	*	18:39	3-3	1.000	1-1	1.000	0-0	.000	1	4	5	4.6	0	0	0	0	0	7	8.6
at Virginia	01/04/2020	*	32:03	2-12	.167	0-9	.000	0-0	.000	1	4	5	4.6	3	0	1	0	4	8.3	
at Syracuse	01/07/2020	*	23:28	5-8	.625	0-3	.000	2-2	1.000	1	1	2	4.5	3	0	1	0	1	12	8.5
NC State	01/11/2020	*	31:44	1-3	.333	1-2	.500	0-0	.000	1	5	6	4.6	4	0	1	0	1	3	8.2
at Wake Forest	01/14/2020	*	23:11	3-5	.600	1-3	.333	0-0	.000	0	5	5	4.6	2	0	2	2	0	7	8.1
Syracuse	01/18/2020	*	27:19	3-5	.600	1-2	.500	2-5	.400	0	5	5	4.6	0	0	0	1	9	8.2	
North Carolina	01/22/2020	*	42:22	1-5	.200	1-4	.250	3-4	.750	0	5	5	4.6	4	0	2	1	1	6	8.1
at Boston College	01/25/2020	*	35:34	1-6	.167	1-4	.250	0-0	.000	0	6	6	4.7	2	1	1	1	0	2	7.8
at Miami (FL)	01/28/2020	*	36:39	2-7	.286	2-3	.667	0-0	.000	1	3	4	4.7	2	1	1	1	2	6	7.7
Florida St.	02/01/2020	*	26:21	0-6	.000	0-6	.000	0-0	.000	0	3	3	4.6	0	0	0	2	0	0	7.4
Totals			22	622:28	64-140	.457	26-80	.325	8-13	.615	19	82	101	4.6	41	10	24	15	162	7.4

CAREER STATS

SEASON	TEAM	GP-GS	MIN	Field Goals		3-Point		F-Throws		Rebounds		Scoring								
				FG-FGA	FG%	3FG-FGA	3FG%	FT-FTA	FT%	OFF	DEF	TOT	AVG	PF	AST	BLK	STL	PTS	AVG	
2017-18	Hokies	28-1	327/11.7	49-83	.590	2-6	.333	28-42	.667	31	36	67	2.4	40-2	2	18	7	4	128	4.6
2018-19	Hokies	29-4	379/13.1	42-74	.568	1-8	.125	12-16	.750	32	33	65	2.2	49-0	10	26	8	5	97	3.3
2019-20	Hokies	22-22	622/28.3	64-140	.457	26-80	.325	8-13	.615	19	82	101	4.6	41-0	10	24	15	15	162	7.4
TOTAL		79-27	1328/16.8	155-297	.522	29-94	.309	48-71	.676	82	151	233	2.9	130-2	22	68	30	24	387	4.9





TYRECE RADFORD (TIE-reece)

Redshirt Freshman | 6-1 | 205
Baton Rouge, La.

High School
Cushing Academy

Major: University Studies

23

AT THE RIM

- Has played in all 22 games, drawing 18 starts.
- Ranks 12th in the ACC in offensive rebounds per game with a 2.41 average. He has 48 on the year. Is 17th in the conference for rebounds per game with 6.45.
- His 12 free-throw attempts at Wake Forest (1/14) are tied for the second-most trips in an ACC game among ACC players.
- Led Tech in scoring for the second straight game, finishing with 18 points on 8-of-10 shooting with six rebounds, one assist and a steal against No. 5/6 Florida State (2/1).
- Recorded a career-high 24 points on 10-of-13 shooting with eight rebounds, one assist and three steals at Miami (1/28).
- Had a near double-double in just 18 minutes off the bench at Boston College (1/25), tallying seven points and nine rebounds, including five offensive.
- Redshirted last year after being a four-year starter in the state of Louisiana during prep days.
- All-State at McKinley as a senior, averaging 22 points and six rebounds as a senior, leading Panthers to state semifinals.

CAREER HIGHS

Table with 3 columns: Statistic, Value, and Context. Rows include Points (22), Rebounds (13), Assists (5), Steals (4), Blocks (2), FG Made (9), FG Attempts (12), 3FG Made (1), 3FG Attempts (2), FT Made (7), FT Attempts (12).

GAME-BY-GAME STATS

Table with columns: Opponent, Date, GS, MIN, Total FG-FGA, PCT, 3FG-FGA, PCT, Free Throws FT-FTA, PCT, Rebounds OFF DEF TOT, PF, A, T/O, BLK, STL, PTS, AVG. Includes totals row at the bottom.

CAREER STATS

Summary table with columns: SEASON, TEAM, GP-GS, MIN, AVG, FG-FGA, FG%, 3FG-FGA, 3FG%, FT-FTA, FT%, OFF DEF TOT, AVG, PF-FO, AST, TO, BLK, STL, PTS, AVG. Includes totals for 2019-20 and 2019-20 Hokies.



BRANDEN JOHNSON

Graduate Student | 6-8 | 230
F | Garfield Heights, Ohio

High School / Last School
Garfield Heights / Alabama State

Major: Curriculum and Instruction

24

AT THE RIM

- Has played in seven games.
- Played a career-high seven minutes and had a rebound and a steal at Wake Forest (1/14).
- Grabbed a career-best two rebounds in a career-high seven minutes of action versus Maryland Eastern Shore (12/29).
- Came in for the first half for two minutes against VMI (12/21).
- Took his first shot of the season versus Gardner-Webb (12/15), a contested layup on the right block.
- Played five minutes off the bench against Delaware State (11/20).
- Earned his first block as a Hokie versus Lehigh (11/16).
- Came in off the bench and played five minutes against Coppin State (11/8) in the home opener, grabbing a rebound.
- A grad transfer from Alabama State that played in 66 games with 46 starts.
- Averaged four points and four rebounds per game in 2018-19.
- Scored in double-figures in three games last season, including a double-double (11 points, 13 rebounds) against Birmingham-Southern.
- 2018-19 Preseason All-SWAC second team pick.

CAREER HIGHS

Table with 3 columns: Statistic, Value, and Context. Rows include Points (16), Rebounds (17), Assists (1), Steals (2), Blocks (6), FG Made (7), FG Attempts (9), 3FG Attempts (1), FT Made (6), FT Attempts (12).

GAME-BY-GAME STATS

Table with columns: Opponent, Date, GS, MIN, Total FG-FGA, PCT, 3FG-FGA, PCT, Free Throws FT-FTA, PCT, Rebounds OFF DEF TOT, PF, A, T/O, BLK, STL, PTS, AVG. Includes totals row at the bottom.

CAREER STATS

Summary table with columns: SEASON, TEAM, GP-GS, MIN, AVG, FG-FGA, FG%, 3FG-FGA, 3FG%, FT-FTA, FT%, OFF DEF TOT, AVG, PF-FO, AST, TO, BLK, STL, PTS, AVG. Includes totals for 2019-20 and 2019-20 Hokies.





GRANT YATES

Sophomore | 6-8 | 210
F | Gainesville, Va.

High School / Last School
Battlefield / Christopher Newport

Major: Business

13

AT THE RIM

- Due to NCAA transfer rules, will have to sit out this season.
- Walk-on after transferring from Christopher Newport University.
- At Christopher Newport, he appeared in 19 games as a freshman in the 2018-19 season.
- Scored 17 points and grabbed 11 rebounds on the season.

CAREER HIGHS

GAME-BY-GAME STATS



RYAN PAYNE

Junior | 6-8 | 220
F | Mechansville, Va.

High School
Hanover

Major: Finance

25

AT THE RIM

- Team manager.
- Three-year letterwinner at Hanover High School under head coach Darren Thornton.
- VHSL 4A first-team all-state.
- Conference 20 Player of the Year.
- Three-time all-academic team.

CAREER HIGHS

GAME-BY-GAME STATS



KEVE ALUMA ((Kev-aye))

Junior | 6-9 | 240
F | Berlin, Md.

High School/Last School
Stephen Dcatur / Wofford

Major: Human Development

22

AT THE RIM

- Due to NCAA transfer rules, will have to sit out this season.
- Played in 68 games, including starting 34 contests his sophomore season at Wofford.
- Averaged seven points and seven rebounds per game in 2018-19.
- Racked up the second-most rebounds on the team with 239.
- Scored in double figures eight times and recorded two double-doubles
- Had a knack on the offensive glass, ranking fifth in the SoCon with 2.8 offensive rebounds per game in league action.
- In his free time, he enjoys playing soccer.

CAREER HIGHS

Statistic	Value
Points	14 vs Mars Hill 11/23/18, vs The Citadel 01/03/19
Rebounds	12 vs Samford 01/24/19
Assists	4 at Oklahoma 11/18/18
Steals	3 vs Samford 01/24/19
Blocks	3 at Furman 02/23/19, at ETSU 02/07/19, vs VMI 03/09/19
FG Made	6 vs Chattanooga 01/26/19, vs Samford 01/24/19
FG Attempts	9 vs Samford 01/24/19
3FG Attempts	1 at High Point 11/10/18
FT Made	6 vs Mars Hill 11/23/18, at Mercer 01/31/19, vs Seton Hall 03/21/19
FT Attempts	9 at Mercer 01/31/19

CAREER STATS

SEASON	TEAM	GP-GS	MIN	Field Goals		3-Point		F-Throws		Rebounds			Scoring								
				FG-FGA	FG%	3FG-FGA	3FG%	FT-FTA	FT%	OFF	DEF	TOT	AVG	PF-FO	AST	TO	BLK	STL	PTS	AVG	
2017-18	WOF	33-2	439	133	30-53	.566	0-0	.000	24-42	.571	45	68	113	3.4	63-2	18	20	13	6	84	2.5
2018-19	WOF	35-34	930	266	94-141	.667	0-1	.000	54-94	.574	92	147	239	6.8	81-3	34	36	31	23	242	6.9
TOTAL FOR Hokies		0-0	0/0.0	0-0	.000	0-0	.000	0-0	.000	0	0	0	0.0	0-0	0	0	0	0	0	0	0.0
TOTAL		68-36	1369/20.1	124-194	.639	0-1	.000	78-136	.574	137	215	352	5.2	144-5	52	56	44	29	326	4.8	



NCAA STATS

Statistic	National Conference		Value National Leader		Value Conference Leader		Value
	Rank	Rank	Value	Leader	Value	Leader	
3-pt Field Goal Attempts (350 ranked)	25	1	610	North Florida	767	Virginia Tech	610
Assist Turnover Ratio (350 ranked)	4	2	1.56	Notre Dame	1.78	Notre Dame	1.78
Assists Per Game (350 ranked)	34	3	15.4	Belmont	19.0	Notre Dame	17.3
Blocked Shots Per Game (350 ranked)	225	12	2.8	FIU	6.8	Duke	6.3
Defensive Rebounds per Game (350 ranked)	83	5	27.09	Yale	31.00	North Carolina	29.38
Fewest Fouls (350 ranked)	16	4	304	Notre Dame	259	Notre Dame	259
Fewest Turnovers (350 ranked)	4	2	216	Notre Dame	204	Notre Dame	204
Field-Goal Percentage (350 ranked)	206	8	43.3	Dayton	52.5	Duke	48.9
Field-Goal Percentage Defense (350 ranked)	98	6	41.1	Virginia	35.8	Virginia	35.8
Free Throw Attempts (350 ranked)	327	14	318	Arkansas St.	644	Wake Forest	492
Free Throws Made (350 ranked)	322	14	222	Arkansas St.	454	Wake Forest	367
Free-Throw Percentage (350 ranked)	197	10	69.8	Northeastern	80.2	Florida St.	76.5
Offensive Rebounds Per Game (350 ranked)	309	15	8.00	Portland St.	15.09	North Carolina	14.10
Personal Fouls Per Game (350 ranked)	8	3	13.8	Notre Dame	12.3	Notre Dame	12.3
Rebound Margin (350 ranked)	221	10	-0.6	UC Irvine	10.0	North Carolina	9.4
Scoring Defense (350 ranked)	51	4	63.8	Virginia	50.7	Virginia	50.7
Scoring Margin (350 ranked)	86	5	6.7	Gonzaga	21.5	Duke	18.2
Scoring Offense (350 ranked)	204	10	70.5	Gonzaga	88.6	Duke	83.4
Steals Per Game (350 ranked)	216	9	6.0	Eastern Mich.	10.9	Florida St.	9.5
Three Pt FG Defense (350 ranked)	101	6	31.6	Arkansas	24.7	Louisville	29.0
Three-Point Field Goals Per Game (350 ranked)	9	1	10.1	North Florida	12.1	Virginia Tech	10.1
Three-Point Field-Goal Percentage (350 ranked)	44	2	36.6	Saint Mary's (CA)	42.7	Louisville	39.7
Total 3-point FGM (350 ranked)	12	1	223	North Florida	291	Virginia Tech	223
Total Assists (350 ranked)	41	3	338	Belmont	437	Notre Dame	363
Total Blocks (350 ranked)	222	12	61	FIU	157	Duke	132
Total Rebounds (350 ranked)	204	9	772	Gonzaga	990	North Carolina	913
Total Rebounds Per Game (350 ranked)	209	10	35.09	North Carolina	43.48	North Carolina	43.48
Total Steals (349 ranked)	210	9	133	SFA	239	Florida St.	199
Turnover Margin (348 ranked)	56	6	2.4	UNC Greensboro	6.9	Florida St.	5.0
Turnovers Forced (350 ranked)	277	12	12.23	SFA	22.55	Florida St.	18.00
Turnovers Per Game (350 ranked)	3	2	9.8	Notre Dame	9.7	Notre Dame	9.7
Won-Lost Percentage (350 ranked)	97	5	63.6	San Diego St.	100.0	Louisville	86.4

Statistic	Player	National Conference		Value National Leader		Value Conference Leader		Value
		Rank	Rank	Value	Leader	Value	Leader	
3-pt Field Goal Attempts (237 ranked)	Landers Nolley II	60	3	158	Antoine Davis, Detroit Mercy	240	Buddy Boeheim, Syracuse	193
Assist Turnover Ratio (250 ranked)	Wabissa Bede	4	1	3.48	Grayson Murphy, Belmont	3.97	Wabissa Bede, Virginia Tech	3.48
Assists Per Game (250 ranked)	Wabissa Bede	18	3	6.3	Javon Levi, UTRGV	8.5	Tre Jones, Duke	6.8
Blocked Shots Per Game (249 ranked)					Osasumwen Osaghae, FIU	4.09	Manny Bates, NC State	2.95
Defensive Rebounds per Game (248 ranked)	Landers Nolley II	228	13	4.91	John Mooney, Notre Dame	9.40	John Mooney, Notre Dame	9.40
Double Doubles (237 ranked)					Nathan Knight, William & Mary	18	John Mooney, Notre Dame	17
Field-Goal Percentage (250 ranked)					Udoka Azubuike, Kansas	76.0	Vernon Carey, Duke	59.7
Free Throw Attempts (246 ranked)					Jayden Gardner, East Carolina	183	Vernon Carey, Duke	143
Free Throws Made (244 ranked)					Markus Howard, Marquette	154	Olivier Sarr, Wake Forest	94
Free-Throw Percentage (250 ranked)	Landers Nolley II	169	9	79.5	Nathan Hoover, Wofford	95.4	Joseph Girard III, Syracuse	92.1
Minutes Per Game (250 ranked)					Jahlil Jenkins, Fairleigh Dickinson	38.47	Elijah Hughes, Syracuse	38.12
Offensive Rebounds Per Game (250 ranked)	Tyrece Radford	161	12	2.41	Cletrell Pope, Bethune-Cookman	4.59	John Mooney, Notre Dame	3.80
Points Per Game (249 ranked)	Landers Nolley II	94	4	17.5	Markus Howard, Marquette	27.9	Elijah Hughes, Syracuse	19.4
Rebounds Per Game (247 ranked)					Kevin Marfo, Quinnipiac	13.5	John Mooney, Notre Dame	13.2
Steals Per Game (249 ranked)					Jacob Gilyard, Richmond	3.27	Steffon Mitchell, Boston College	2.33
Three-Point Field Goals Per Game (242 ranked)	Landers Nolley II	73	5	2.59	Dru Kuxhausen, McNeese	4.23	Buddy Boeheim, Syracuse	3.50
Three-Point Field-Goal Percentage (102 ranked)	Landers Nolley II	77	3	36.1	Tyler Hagedorn, South Dakota	56.7	DJ Vasiljevic, Miami (FL)	40.2
Total 3-point FGM (231 ranked)	Landers Nolley II	73	3	57	Dru Kuxhausen, McNeese	93	Buddy Boeheim, Syracuse	77
Total Assists (248 ranked)	Wabissa Bede	12	1	139	Colbey Ross, Pepperdine	169	Wabissa Bede, Virginia Tech	139
Total Blocks (223 ranked)					Osasumwen Osaghae, FIU	94	James Banks III, Georgia Tech	60
Total Field Goal Attempts (248 ranked)	Landers Nolley II	35	1	331	Jhivvan Jackson, UTSA	484	Landers Nolley II, Virginia Tech	331
Total Field Goals Made (249 ranked)	Landers Nolley II	97	4	133	Jhivvan Jackson, UTSA	204	Jordan Nwora, Louisville	144
Total Minutes (250 ranked)					Jordan Ford, Saint Mary's (CA)	894:13	Elijah Hughes, Syracuse	840:40
Total Points (248 ranked)	Landers Nolley II	82	3	385	Jhivvan Jackson, UTSA	605	Elijah Hughes, Syracuse	427
Total Rebounds (247 ranked)					Elyjah Goss, IUPUI	277	John Mooney, Notre Dame	264
Total Steals (249 ranked)					Jacob Gilyard, Richmond	72	Steffon Mitchell, Boston College	49
Triple Doubles (1 ranked)					18 players tied	1	Markell Johnson, NC State	1



LAST FOUR BOX SCORES



Official Basketball Box Score - Final
North Carolina at Virginia Tech
01/23/20 Cassell Coliseum, Blacksburg, VA
2019-20 Men's Basketball

Game Time: 1:00 AM
Game Duration: 2:33
Attendance: 9,275

Officials: Tony Henderson, Jeffrey Anderson, Tommy Morrison

North Carolina - 77

Record: 8-10 (1-6)

Box score table for North Carolina vs Virginia Tech, listing player stats for FG, 3P, FT, Rebounds, Fouls, TP, AS, TO, ST, Blocks, +/-.

Shooting By Period table for North Carolina, showing FG%, 3PT%, FT%, GM FG%, and 3PT% for each quarter.

Virginia Tech - 79

Record: 14-5 (3-3)

Box score table for Virginia Tech vs North Carolina, listing player stats for FG, 3P, FT, Rebounds, Fouls, TP, AS, TO, ST, Blocks, +/-.

Shooting By Period table for Virginia Tech, showing FG%, 3PT%, FT%, GM FG%, and 3PT% for each quarter.

Summary statistics table for North Carolina vs Virginia Tech, including Heels/Hokies, Points from Turnovers, Second Chance, Fast Breaks, and Period by Period Scoring.



Official Basketball Box Score - Final
Virginia Tech at Boston College
01/25/20 Silvio O. Conte Forum, Chestnut Hill, Mass.
2019-20 Men's Basketball

Game Time: 7:00 PM
Game Duration: 1:59
Attendance: 6,981

Officials: Roger Ayers, Raymie Lyons, Sean Hull

Virginia Tech - 56

Record: 14-6 (5-4)

Box score table for Virginia Tech vs Boston College, listing player stats for FG, 3P, FT, Rebounds, Fouls, TP, AS, TO, ST, Blocks, +/-.

Shooting By Period table for Virginia Tech, showing FG%, 3PT%, FT%, GM FG%, and 3PT% for each quarter.

Summary statistics table for Virginia Tech vs Boston College, including VT/BC, Points from Turnovers, Second Chance, Fast Breaks, and Period by Period Scoring.

Boston College - 61

Record: 10-10 (4-5)

Box score table for Boston College vs Virginia Tech, listing player stats for FG, 3P, FT, Rebounds, Fouls, TP, AS, TO, ST, Blocks, +/-.

Shooting By Period table for Boston College, showing FG%, 3PT%, FT%, GM FG%, and 3PT% for each quarter.

Summary statistics table for Boston College vs Virginia Tech, including VT/BC, Points from Turnovers, Second Chance, Fast Breaks, and Period by Period Scoring.



Official Basketball Box Score - Final
Virginia Tech at Miami
01/29/20 Walco Center, Coral Gables, Fla.
2019-20 Men's Basketball

Game Time: 1:00 AM
Game Duration: 2:06
Attendance: 5,197

Officials: Brian Dorsey, J.J. Desai, Clarence Armstrong

Virginia Tech - 61

Record: 14-7 (5-5)

Box score table for Virginia Tech vs Miami, listing player stats for FG, 3P, FT, Rebounds, Fouls, TP, AS, TO, ST, Blocks, +/-.

Shooting By Period table for Virginia Tech, showing FG%, 3PT%, FT%, GM FG%, and 3PT% for each quarter.

Summary statistics table for Virginia Tech vs Miami, including VT/MIA, Points from Turnovers, Second Chance, Fast Breaks, and Period by Period Scoring.

Miami - 71

Record: 11-9 (3-7)

Box score table for Miami vs Virginia Tech, listing player stats for FG, 3P, FT, Rebounds, Fouls, TP, AS, TO, ST, Blocks, +/-.

Shooting By Period table for Miami, showing FG%, 3PT%, FT%, GM FG%, and 3PT% for each quarter.

Summary statistics table for Miami vs Virginia Tech, including VT/MIA, Points from Turnovers, Second Chance, Fast Breaks, and Period by Period Scoring.



Official Basketball Box Score - Final
Florida State at Virginia Tech
02/01/20 Cassell Coliseum, Blacksburg, VA
2019-20 Men's Basketball

Game Time: 9:00 PM
Game Duration: 1:44
Attendance: 5,275

Officials: Ron Groover, Leslie Jones, Nathan Farrell

Florida State - 74

Record: 18-3 (8-2)

Box score table for Florida State vs Virginia Tech, listing player stats for FG, 3P, FT, Rebounds, Fouls, TP, AS, TO, ST, Blocks, +/-.

Shooting By Period table for Florida State, showing FG%, 3PT%, FT%, GM FG%, and 3PT% for each quarter.

Summary statistics table for Florida State vs Virginia Tech, including VT/BC, Points from Turnovers, Second Chance, Fast Breaks, and Period by Period Scoring.

Virginia Tech - 63

Record: 14-5 (5-6)

Box score table for Virginia Tech vs Florida State, listing player stats for FG, 3P, FT, Rebounds, Fouls, TP, AS, TO, ST, Blocks, +/-.

Shooting By Period table for Virginia Tech, showing FG%, 3PT%, FT%, GM FG%, and 3PT% for each quarter.

Summary statistics table for Virginia Tech vs Florida State, including VT/BC, Points from Turnovers, Second Chance, Fast Breaks, and Period by Period Scoring.

Summary statistics table for Florida State vs Virginia Tech, including VT/BC, Points from Turnovers, Second Chance, Fast Breaks, and Period by Period Scoring.

COMBINED SEASON STATS

Game Records

Record	Overall	Home	Away	Neutral
ALL GAMES	14-8	10-3	3-3	1-2
CONFERENCE	5-6	2-3	3-3	0-0
NON-CONFERENCE	9-2	8-0	0-0	1-2

Score by Periods

Team	1st	2nd	OT	TOT
Virginia Tech	727	805	19	1551
Opponents	677	710	17	1404

Team Box Score

No.	Player				Total		3-Point		F-Throw		Rebounds											
		GP-GS	MIN	AVG	FG-FGA	FG%	3FG-FGA	3FG%	FT-FTA	FT%	OFF	DEF	TOT	AVG	PF	DQ	A	TO	BLK	STL	PTS	AVG
2	NOLLEY II, Landers	22-21	682:22	31.0	133-331	.402	57-158	.361	62-78	.795	15	108	123	5.6	42	1	57	65	6	18	385	17.5
23	RADFORD, Tyrece	22-19	516:17	23.5	83-125	.664	1-9	.111	40-58	.690	53	89	142	6.5	34	0	29	12	7	22	207	9.4
4	ALLEYNE, Nahiem	22-17	578:17	26.3	67-168	.399	36-90	.400	37-51	.725	5	49	54	2.5	26	0	32	15	5	8	207	9.4
15	CONE, Jalen	22-3	355:11	16.1	53-117	.453	43-80	.538	15-17	.882	2	25	27	1.2	35	0	12	22	1	2	164	7.5
14	HORNE, P.J.	22-22	622:28	28.3	64-140	.457	26-80	.325	8-13	.615	19	82	101	4.6	41	0	10	24	15	15	162	7.4
0	CATTOOR, Hunter	21-3	452:06	21.5	45-107	.421	33-84	.393	13-20	.650	4	49	53	2.5	30	0	29	10	4	20	136	6.5
3	BEDE, Wabissa	22-22	671:26	30.5	49-133	.368	9-45	.200	21-41	.512	8	81	89	4.0	43	1	139	40	7	27	128	5.8
1	WILKINS, Isaiah	22-3	317:09	14.4	35-104	.337	18-61	.295	13-18	.722	17	46	63	2.9	20	1	29	11	2	14	101	4.6
21	OJIAKO, John	21-0	212:27	10.1	23-44	.523	0-0	.000	13-22	.591	23	27	50	2.4	27	1	1	7	13	5	59	2.8
11	PALMER, Brendan	2-0	08:28	4.2	1-4	.250	0-3	.000	0-0	.000	1	3	4	2.0	0	0	0	1	0	1	2	1.0
24	JOHNSON, Branden	7-0	33:49	4.8	0-4	.000	0-0	.000	0-0	.000	2	4	6	0.9	6	0	0	0	1	1	0	0.0
Team											27	33	60				9					
Total		22	4450		553-1277	.433	223-610	.366	222-318	.698	176	596	772	35.1	304	4	338	216	61	133	1551	70.5
Opponents		22	4450		522-1270	.411	174-551	.316	186-282	.660	187	598	785	35.7	318	5	279	269	61	91	1404	63.8

Team Statistics

	HOKIES	OPP
Scoring	1551	1404
Points per game	70.5	63.8
Scoring margin	+6.7	-
Field goals-att	553-1277	522-1270
Field goal pct	.433	.411
3 point fg-att	223-610	174-551
3-point FG pct	.366	.316
3-pt FG made per game	10.1	7.9
Free throws-att	222-318	186-282
Free throw pct	.698	.660
F-Throws made per game	10.1	8.5
Rebounds	772	785
Rebounds per game	35.1	35.7
Rebounding margin	-0.6	-
Assists	338	279
Assists per game	15.4	12.7
Turnovers	216	269
Turnovers per game	9.8	12.2
Turnover margin	+2.4	-
Assist/turnover ratio	1.6	1.0
Steals	133	91
Steals per game	6.0	4.1
Blocks	61	61
Blocks per game	2.8	2.8
Winning streak	0	-
Home win streak	0	-
Attendance	114593	55684
Home games-Avg/Game	13-8815	6-9281
Neutral site-Avg/Game	-	3-2400

Team Results

Date	Opponent		Score	Att.
11/05/2019	at Clemson	W	67-60	7500
11/08/2019	Coppin St.	W	74-42	9275
11/13/2019	USC Upstate	W	80-57	8536
11/16/2019	Lehigh	W	79-53	9275
11/20/2019	Delaware St.	W	100-64	8421
11/25/2019	vs Michigan St.	W	71-66	2400
11/26/2019	vs Dayton	L	62-89	2400
11/27/2019	vs BYU	L	77-90	2400
12/06/2019	Duke	L	63-77	9275
12/11/2019	Chattanooga	W	63-58	8348
12/15/2019	Gardner-Webb	W	73-46	9275
12/21/2019	VMI	W	64-55	7446
12/29/2019	UMES	W	92-37	7642
01/04/2020	at Virginia	L	39-65	14629
01/07/2020	at Syracuse	W	67-63	16504
01/11/2020	NC State	W	72-58	9275
01/14/2020	at Wake Forest	W	80-70	4873
01/18/2020	Syracuse	L	69-71	9275
01/22/2020	North Carolina	Wot2	79-77	9275
01/25/2020	at Boston College	L	56-61	6981
01/28/2020	at Miami (FL)	L	61-71	5197
02/01/2020	Florida St.	L	63-74	9275



CONFERENCE SEASON STATS

Game Records

Record	Overall	Home	Away	Neutral
ALL GAMES	5-6	2-3	3-3	0-0
CONFERENCE	5-6	2-3	3-3	0-0
NON-CONFERENCE	0-0	0-0	0-0	0-0

Score by Periods

Team	1st	2nd	OT	TOT
Virginia Tech	335	362	19	716
Opponents	378	352	17	747

Team Box Score

No.	Player	Total			3-Point		F-Throw		Rebounds				Other Stats									
		GP-GS	MIN	AVG	FG-FGA	FG%	3FG-FGA	3FG%	FT-FTA	FT%	OFF	DEF	TOT	AVG	PF	DQ	A	TO	BLK	STL	PTS	AVG
2	NOLLEY II, Landers	11-10	372:10	33.8	69-179	.385	24-83	.289	34-43	.791	10	50	60	5.5	29	1	28	40	2	8	196	17.8
23	RADFORD, Tyrece	11-9	273:12	24.8	47-66	.712	0-1	.000	27-37	.730	23	54	77	7.0	19	0	11	8	3	10	121	11.0
4	ALLEYNE, Nahiem	11-6	264:47	24.1	29-76	.382	19-44	.432	15-22	.682	3	23	26	2.4	19	0	13	6	1	5	92	8.4
15	CONE, Jalen	11-3	202:01	18.4	29-65	.446	25-47	.532	7-8	.875	1	13	14	1.3	17	0	5	10	1	1	90	8.2
14	HORNE, P.J.	11-11	347:58	31.6	27-77	.351	11-48	.229	8-12	.667	4	50	54	4.9	22	0	4	11	9	7	73	6.6
3	BEDE, Wabissa	11-11	362:19	32.9	24-61	.393	3-18	.167	11-22	.500	4	42	46	4.2	27	1	67	25	3	15	62	5.6
1	WILKINS, Isaiah	11-2	137:58	12.5	13-48	.271	7-29	.241	4-7	.571	10	16	26	2.4	10	1	10	7	0	7	37	3.4
0	CATTOOR, Hunter	11-3	216:16	19.7	10-39	.256	8-32	.250	8-8	1.000	1	20	21	1.9	15	0	12	6	1	9	36	3.3
21	OJIAKO, John	10-0	65:51	6.6	4-9	.444	0-0	.000	1-3	.333	6	7	13	1.3	11	1	0	2	3	1	9	0.9
24	JOHNSON, Branden	1-0	07:28	7.5	0-1	.000	0-0	.000	0-0	.000	0	1	1	1.0	1	0	0	0	0	1	0	0.0
Team											15	20	35				5					
Total		11	2250		252-621	.406	97-302	.321	115-162	.710	77	296	373	33.9	170	4	150	120	23	64	716	65.1
Opponents		11	2250		277-640	.433	77-246	.313	116-171	.678	82	321	403	36.6	158	3	132	115	34	53	747	67.9

Team Statistics

	HOKIES	OPP
Scoring	716	747
Points per game	65.1	67.9
Scoring margin	-2.8	-
Field goals-att	252-621	277-640
Field goal pct	.406	.433
3 point fg-att	97-302	77-246
3-point FG pct	.321	.313
3-pt FG made per game	8.8	7.0
Free throws-att	115-162	116-171
Free throw pct	.710	.678
F-Throws made per game	10.5	10.5
Rebounds	373	403
Rebounds per game	33.9	36.6
Rebounding margin	-2.7	-
Assists	150	132
Assists per game	13.6	12.0
Turnovers	120	115
Turnovers per game	10.9	10.5
Turnover margin	-0.5	-
Assist/turnover ratio	1.3	1.1
Steals	64	53
Steals per game	5.8	4.8
Blocks	23	34
Blocks per game	2.1	3.1
Winning streak	0	-
Home win streak	0	-
Attendance	46375	55684
Home games-Avg/Game	5-9275	6-9281
Neutral site-Avg/Game	-	0-0

Team Results

Date	Opponent	Score	Att.
11/05/2019	at Clemson	W	67-60
12/06/2019	Duke	L	63-77
01/04/2020	at Virginia	L	39-65
01/07/2020	at Syracuse	W	67-63
01/11/2020	NC State	W	72-58
01/14/2020	at Wake Forest	W	80-70
01/18/2020	Syracuse	L	69-71
01/22/2020	North Carolina	Wot2	79-77
01/25/2020	at Boston College	L	56-61
01/28/2020	at Miami (FL)	L	61-71
02/01/2020	Florida St.	L	63-74





0
 Hunter CATTOOR
 G | 6-3 | 205 | Fr.
 Orlando, Fla.
 (cuh-TOUR)




1
 Isaiah WILKINS
 G | 6-4 | 225 | So.
 Winston-Salem, N.C.



2
 Landers NOLLEY II
 G/F | 6-7 | 225 | r-Fr.
 Atlanta, Ga.
 (NAH-lee)



3
 Wabissa BEDE
 G | 6-0 | 200 | Jr.
 North Andover, Mass.
 (wa-BEE-sah BEE-dee)




4
 Nahiem ALLEYNE
 G | 6-3 | 195 | Fr.
 Buford, Ga.
 (na-HEEM ah-LEAN)



10
 Jonathan KABONGO
 G | 6-4 | 195 | So.
 Toronto, Canada
 (kuh-BONGO)



11
 Brendan PALMER
 G | 6-4 | 195 | So.
 Winston-Salem, N.C.



13
 Grant YATES
 F | 6-8 | 210 | So.
 Gainesville, Va.



14
 P.J. HORNE
 F | 6-6 | 225 | Jr.
 Tifton, Ga.



15
 Jalen CONE
 G | 5-10 | 170 | Fr.
 Walkertown, N.C.



21
 John OJIAKO
 F | 6-10 | 240 | Fr.
 Lagos, Nigeria
 (OH-gee-ah-co)



22
 Keve ALUMA
 F | 6-9 | 240 | Jr.
 Berlin, Md.
 (Kev-aye)



23
 Tyrece RADFORD
 G | 6-1 | 205 | r-Fr.
 Baton Rouge, La.
 (TIE-reese)



24
 Branden JOHNSON
 F | 6-8 | 230 | Gr.
 Garfield Heights, Ohio



25
 Ryan PAYNE
 F | 6-8 | 220 | Jr.
 Mechanicsville, Va.



Mike YOUNG
 Head Coach
 Emory & Henry, 1986
 First season



Chester FRAZIER
 Associate Head Coach
 Illinois, 2009
 First season



Christian WEBSTER
 Assistant Coach
 Harvard, 2013
 Fourth season



Antwon JACKSON
 Assistant Coach
 Pikeville, 1993
 First season

