

WOMEN'S BASKETBALL

2022-23 GAME NOTES



@HokiesWBB



@UVAWomensHoops

NO. 12 VIRGINIA TECH
16-4, 6-4 ACC



VIRGINIA CAVALIERS
14-7, 3-7 ACC

Head Coach: Kenny Brooks (James Madison, 1992)
Record at VT: 140-73 (7th season)
Career Record: 477-195 (21st season)
Record vs. opponent at VT: 5-6

Head Coach: Amaka Agugua-Hamilton (Hofstra, 2005)
Record at Virginia: 14-7 (1st season)
Career Record: 88-22 (4th season)
Record vs. VT: 0-1

GAME 21 • NO. 12 VIRGINIA TECH at VIRGINIA • JAN. 29, 2023 • 6 P.M. • JOHN PAUL JONES ARENA

VIRGINIA TECH'S LAST STARTING FIVE

Virginia Tech Hokies	Ht.	Yr.	Hometown	PPG	RPG	Other
G 5 Georgia Amoore	5-6	Jr.	Victoria, Australia	14.1	2.8	Averaging 15.9 PPG in ACC contests
G 23 Kayana Traylor	5-9	Sr.	Martinsville, Ind.	11.4	3.2	Started each of last 13 games
G 22 Cayla King	6-0	Sr.	Greensboro, N.C.	8.6	3.1	Fourth all-time at VT in 3FG (193)
F 13 Taylor Soule	5-11	Gr.	West Lebanon, N.H.	12.5	5.9	Four straight games of 10+ points
C 33 Elizabeth Kitley	6-6	Sr.	Summerfield, N.C.	17.9	11.2	VT all-time leader in FG made (705)

THE SERIES WITH THE CAVALIERS

- VT is 15-51 all-time against UVA and 9-26 in ACC play.
- The Hokies are 6-24 all-time on the road in the series.
- Tech has won each of the last three meetings in the series, including a sweep last season, the program's first sweep since the 2015-16 season.
- The Hokies won the first meeting of the series at Cassell Coliseum 74-66. Four Hokies scored 10 or more points in the game, led by Georgia Amoore's 22 points. Taylor Soule (18), Kayana Traylor (15) and D'asia Gregg (10) were also in double figures. Center Elizabeth Kitley missed that game as a precaution.

A WIN WOULD...

- Move the Hokies to 7-4 in ACC play this season.
- Mark the 17th victory of the season. VT has reached 17 wins in 21 games on three previous occasions, most recently in 2003-04.
- Move Coach Brooks' record in ACC games to 55-56 (.495). All other VT coaches are 44-136 (.244) in ACC play.
- Constitute a second consecutive sweep in the series, earning another half point in the Commonwealth Clash.
- Extend the longest winning streak in the series history for the Hokies to four games.

KITLEY GRABS 1,000th CAREER REBOUND

- With her first rebound at Duke Thursday night, Elizabeth Kitley became the second woman in program history to record 1,000 career rebounds (Regan Magarity).
- Only 10 active D1 WBB players have secured 1,000 rebounds.
- Five of those have scored 1,700 or more points: Ashley Joens (Iowa State), Aliyah Boson (South Carolina), Lilly Ritz (Youngstown State), Sam Breen (UMass) and Kitley.

GAME 21

TELEVISION

ACCN (Sam Ravech and Kelly Gramlich)

RADIO

VT Sports Network & 100.7 (Evan Hughes)

Sirius XM Channel 135 or 193

Sirius App 955

LIVE STATS

stats.hokiesports.com

2022-23 SCHEDULE

RECORD	16-4
ACC	6-4
NON-CONFERENCE	10-0
HOME	10-1
AWAY	4-3
NEUTRAL	2-0

Date	Opponent	TV	TIME
N7	Mount St. Mary's	ACCNX	W, 101-45
N11	Bucknell	ACCNX	W, 67-41
N14	USC Upstate	ACCNX	W, 79-24
N21	Kentucky*	FloHoops	W, 82-74
N23	Missouri*	FloHoops	W, 73-57
N27	Longwood	ACCNX	W, 89-28
D1	Nebraska	ACCN	W, 85-54
D4	at Tennessee	ESPN2	W, 59-56
D7	at Boston College*	ACCNX	W, 73-58
D11	UNC Asheville	ACCNX	W, 86-48
D18	No. 5 Notre Dame*	ACCN	L, 52-63
D21	at High Point	ESPN+	W, 86-66
D29	at Clemson*	RSN	L, 59-64
J1	No. 13 North Carolina*	ACCN	W, 68-65
J5	Virginia*	RSN	W, 74-66
J8	at Miami*	RSN	L, 66-77
J12	Louisville*	ACCNX	W, 81-79
J19	at Pitt*	ACCNX	W, 69-62
J22	Wake Forest*	RSN	W, 74-57
J26	at No. 16 Duke*	ACCN	L, 55-66
J29	at Virginia*	ACCN	6 PM
F2	Syracuse*	ACCNX	7 PM
F6	at NC State*	ESPN2	6 PM
F12	Florida State*	ACCN	2 PM
F16	Duke*	ACCNX	7 PM
F19	NC State*	ESPN2	4 PM
F23	at North Carolina*	RSN	8 PM
F26	at Georgia Tech*	ACCN	4 PM
M1-5	ACC Tournament#	TBD	TBD

All times Eastern

Denotes ACC contests (*)

Denotes Pink Flamingo Championship (^)

Denotes ACC Tourney in Greensboro, NC (#)

FOLLOW THE HOKIES



@HOKIESWBB

QUICK FACTS

THE BASICS

University Name: Virginia Tech
 Location: Blacksburg, Va.
 Founded: 1872
 Enrollment: 36,000+
 President: Dr. Timothy Sands
 Director of Athletics: Whit Babcock
 Nickname: Hokies
 Mascot: Hokie Bird
 Colors: Chicago Maroon and Burnt Orange
 Affiliation: NCAA Division I
 Conference: Atlantic Coast

FACILITY FACTS

CASSELL COLISEUM
 Capacity: 8,925
 Record in Arena: 454-210 (.683)

TEAM INFORMATION

2021-22 Record: 23-10
 Home/Away/Neutral: 12-2/8-5/3-3
 Conference Record: 13-5
 Home/Away: 8-1/5-4
 Conference Finish: T-3
 Conference Tournament: Lost in semifinals
 Starters Returning/Lost: 3/2
 Letterwinners Returning/Lost: 5/5
 Newcomers: 6

Total seasons: 46
 First season: 1976/77
 All-Time Record: 762-619
 All-Time ACC Record: 98-192
 All-Time ACC Tournament Record: 9-18
 ACC Championship Game Appearances: 0
 NCAA Tournament Appearances (Last): 10 (2022)
 All-Time NCAA Record: 9-11



MEDIA INFORMATION

CREDENTIALS

Outlets interested in obtaining credentials to cover Virginia Tech women's basketball home games must apply for credentials via email to the program's SID Carter Brown at cart315@vt.edu

INTERVIEW POLICY

Gamedays: Head Coach Kenny Brooks and selected student-athletes will be available to the media after the game and following a 10-minute cooling off period. For home games, interviews with Coach Brooks and student-athletes will be conducted in-person in the Cassell Coliseum Media Center.

Non-Gamedays: All interview requests for members of the program need to be arranged through the Virginia Tech Creative Communications Office - contact Carter W. Brown (c: 804-551-0457; e: cart315@vt.edu). Coaches should not be contacted directly under any circumstances. Student-athletes may be solicited for NIL opportunities only.



2022-23 VIRGINIA TECH NUMERICAL ROSTER

No.	Name	Cl.	Pos.	Ht.	Hometown	High School/Previous School
1	Carleigh Wenzel	Fr.	G	6-0	San Antonio, Texas	Antonian College Prep
3	Chloe Brooks	r-Sr.	G	5-10	Harrisonburg, Va.	Spotswood
5	Georgia Amoore	Jr.	G	5-6	Ballarat, Victoria, Australia	Loretto College Ballarat (Ballarat Rush)
10	Charlise Dunn	Fr.	G	6-2	Victoria, Australia	Lake Ginninderra
11	D'asia Gregg	Sr.	F	6-2	Florence, S.C.	Wilson (Georgia Tech/Gulf Coast State)
13	Taylor Soule	Gr.	F	5-11	W. Lebanon, N.H.	Kimball Union Academy/Boston College
14	Maddie Vejsicky	Fr.	G	6-0	Newark, Ohio	Newark
15	Ashley Owusu	Sr.	G	6-0	Woodbridge, Va.	Paul VI/Maryland
22	Cayla King	Sr.	G	6-0	Greensboro, N.C.	Northwest Guilford
23	Kayana Traylor	Sr.	G	5-9	Martinsville, Ind.	Martinsville/Purdue
32	Clara Ford	Gr.	C	6-3	Vienna, Va.	George C. Marshall/Boston College
33	Elizabeth Kitley	Sr.	C	6-6	Summerfield, N.C.	Northwest Guilford
35	Taylor Geiman	Sr.	G/F	6-0	Hanover, Pa.	South Western

COACHING & SUPPORT STAFF

Head Coach: Kenny Brooks (James Madison, 1992)
Record at VT: 140-73 (7th Year)
Overall Record: 477-195 (21st Year)
Assistant Coach: Lindsey Hicks (3rd Year)
Assistant Coach: Radville Autukaite (1st Year)
Strength & Conditioning: Greg Werner (7th Year)
Athletic Trainer: Erin Cash (7th Year)
Chief of Staff: Tim Clark (7th Year)
Video Coordinator: Chase Sanchez (2nd Year)
Director of Player Personnel: Will Sims (1st Year)
Coordinator of S-A Engagement: Maddie Bailey (1st Year)
Operations Assistant: Kendall Dillard (1st Year)

PRONUNCIATION GUIDE

Georgia AMOORE	Aye-more
D'ASIA Gregg	Dee-asia
KAYANA Traylor	Kay-on-nuh Tray-lor
Taylor GEIMAN	Guy-man
Ashley OWUSU	Oh-woo-sue
Taylor SOULE	Soul
Carleigh WENZEL	When-zill
Maddie VEJSICKY	Veh-sick-y
CHARLISE Dunn	Shar-lease

ROSTER BY CLASS

Freshmen (3)	Sophomores (0)	Juniors (1)	Seniors (8)
Charlise Dunn		Georgia Amoore	Chloe Brooks**
Maddie Vejsicky			Clara Ford*
Carleigh Wenzel			Taylor Geiman
			D'asia Gregg
			Cayla King
			Elizabeth Kitley
			Ashley Owusu
			Taylor Soule*
			Kayana Traylor

* denotes a redshirt

^ denotes a graduate student

GEORGIA'S TRIPLES STARTING TO STACK UP

- Against Pitt, PG Georgia Amoore made five 3FGs, making her the fourth Hokie since 2009-10 (according to Her Hoop Stats) to record seven or more career games with five or more 3's. She also canned five triples against Wake Forest in the next game.
- The other Hokies to have accomplished the feat are Aisha Sheppard (22 times in 159 games), Vanessa Panouisis (nine times in 127 games) and teammate Cayla King (seven times in 105 games). Amoore has played in just 78 career games so far and has made 5+ 3's eight times).

TAYLOR SOULE & ELIZABETH KITLEY REPRESENT DYNAMIC DUO

- There are 30 active D1 WBB athletes who have scored 1,700 or more career points.
- Two of those are Hokies Taylor Soule and Elizabeth Kitley.
- Tech's duo constitutes one of three pairs of teammates to accomplish the feat this season alongside Iowa's Caitlin Clark and Monica Czinano and Oklahoma's Taylor Robertson and Madi Williams.
- The only other ACC WBB athletes to register 1,700 points are Syracuse's Dyaisha Fair and Miami's Haley Cavinder.

LOOKING BACK AT LAST SEASON...

- The Hokies set numerous program records this season including: most ACC wins in a single season, most wins by 10+ in ACC play, most wins by 20+ in ACC play, most road wins in ACC play and most victories over ranked opponents in a single season with four. The 102 points scored at Syracuse was the most in program history in an ACC contest, as was the 49-point margin in the game.
- Eleven of the Hokies' 13 ACC victories were by double digits. The lone exceptions were a five-point victory over No. 23 UNC and a seven-point win over Miami.

WHEN THE HOKIES HIT THE CENTURY MARK

- VT scored 101 points to open the season, the 13th game in program history that the team scored 100 or more.
- Six of those occasions came in the team's first game of the season.
- Tech has topped 100 points in the following seasons: 1980, 1982, 1983 (twice), 1984, 1986, 1993, 1996, 2004, 2007, 2019, 2021, 2022.
- Tech has now scored 100+ three times in the Kenny Brooks era, including on two opening nights: 2019 and 2022.

STINGY ON DEFENSE

- So far, the most points that VT has surrendered in a game has been 79. Through 20 contests, Tech's opponents are averaging 57.5 points. Tech is 42nd in the nation in that category.
- Opponents are shooting 38.9% from the field and just 27.6% from beyond the arc against the Hokies.
- VT's foes have turned the ball over a combined 312 times, while Tech has committed just 258.
- USC Upstate was held to 24 points, the fewest for any opponent in program history. Longwood scored just 28.

MISCELLANEOUS NOTES SURROUNDING THE PROGRAM

- Nine different ACC WBB athletes have won ACC POY back-to-back (Kitley would be 10)
- WBCA Academic Top 25 in 2022 for the first time ever (3.61 GPA)
- Finished ninth in the NET in 2022 (program record).
- Coach Brooks has coached two of the top 3-point shooters in NCAA WBB history: Aisha Sheppard's 402 3FG are ninth-most all-time and Dawn Evans (JMU) is T16 with 387.
- VT's 26 points in OT vs. NC State is an NCAA record for an OT period (Jan. 28, 2021).

KITLEY'S HISTORIC PERFORMANCE IN THE NCAA TOURNAMENT

- Kitley's 42 points vs FGCU are the fourth-most ever in an opening weekend game and the second-most in a first round game (43 from Barbara Kennedy of Clemson in 1982).
- Kitley's 16 made FG are the third-most in an opening weekend game.

ASHLEY OWUSU RETURNS TO THE COURT

- After missing 10 games following a broken pinkie injury and subsequent surgery, G Ashley Owusu is back in the rotation for the Hokies.
- She played 21 minutes at Pitt and 15 vs. Wake Forest off the bench.

TAYLOR GEIMAN ADDS VALUABLE MINUTES OFF THE BENCH

- With her 18 GP this season, senior guard/forward Taylor Geiman has set a career-high in games played in a single season.
- The Duke game on Thursday night was her 50th.

KITLEY'S HISTORIC PERFORMANCE LEADS TO ACC PLAYER OF THE WEEK HONOR

- Last week center Elizabeth Kitley secured two double-doubles, both in Hokie victories on her way to being named the conference's Player of the Week for a second time this season and seventh time in her career.
- She scored a game-high (and season-high) 28 points vs. Wake Forest going 12 for 15 from the floor. In that game she set the program record for FGs made, with her career total now standing at 705.

KITLEY CONTINUES STELLAR PLAY

- Senior center Elizabeth Kitley won the ACC's Player of the Year a season ago after averaging 18.9 points, 9.8 rebounds, 2.4 blocks and shooting 55% from the field.
- So far in 2022-23 she is averaging 17.9 points, 11.2 boards, 1.9 blocks and she is shooting 54.5% from the floor.
- She leads the conference with 12 double-doubles and is the only ACC WBB athlete to record a 20-rebound game.
- This season her preseason accolades include: AP All-American, Lisa Leslie Award Watch List, ACC Player of the Year, Naismith Trophy Women's Watch List, Wooden Award Watch List and Wade Trophy Watch List.

AMOORE'S HISTORIC NIGHT AT CASSELL

- Against Nebraska on December 1, PG Georgia Amoore recorded the first triple-double in program history.
- The junior guard produced 24 points, 10 rebounds and 11 assists, with each figure representing a career-high as the Hokies earned a 31-point victory in the ACC/Big Ten Challenge.

MORE ON TECH IN THE NON-CONFERENCE

- Since his arrival in 2016, Coach Brooks has owned the non-conference portion of the schedule, accumulating an 86-17 record.
- He has reached the ACC season unbeaten in the non-conference five times at VT.
- VT is 13-6 against schools from the other Power Five conferences during his tenure, including an impressive 8-2 mark vs. the Big Ten, 4-2 vs. the SEC and a 1-2 record vs. the Big 12. He is yet to face a squad from the Pac 12.
- This season the Hokies went 4-0 against P5 squads outside of the ACC, with an 82-74 win over Kentucky, a 73-57 win over Missouri, an 85-54 victory against Nebraska in the ACC/Big Ten Challenge and a 59-56 win at Tennessee.

SCHEDULE NOTE

- Tech just completed a stretch of four of five games against Power Five competition in the non-conference portion of the schedule, a rarity when looking at past VT slates.
- The last time that VT did that in the non-conference portion of the season was 2003-04 when they played five of six: Virginia, Iowa State, Mississippi State, at Alabama and Maryland. The Hokies won all of those contests that season, just as they went through this stretch in 2022 unscathed.

VIRGINIA TECH VERSUS THE BIG SOUTH CONFERENCE

- VT matched up against four teams from the Big South this season: USC Upstate, Longwood, UNC Asheville and High Point.
- The Hokies set a program record for points allowed in a single contest at 24 against the Spartans. Longwood managed just 28 points.
- The average margin of victory was 43.5 points.

BROOKS LEADS A VETERAN GROUP

- The Hokies' roster features nine athletes who have played collegiate basketball for four or more seasons. That is the most in the ACC. Duke ranks second with eight while Miami has seven.
- Tech's roster boasted 757 games played (465 starts), 17,667 minutes played and 6,993 points scored heading into opening tip on November 7.

BROOKS CEMENTS HIS PLACE IN HISTORY

- Brooks' 6-0 mark in the ACC/Big Ten Challenge is tied for the second-longest streak to begin a tenure. Muffet McGraw (6) and Brenda Frese (7) are the only coaches with a longer streak.
- With The Challenge ending, VT concluded The Challenge on a seven-game streak overall in the competition, which is the second-longest of any ACC squad. FSU closed the Challenge on a 10-game winning streak.



STANDINGS (JAN. 27)

TEAM	ACC	PCT	OVERALL
1. Duke	8-1	.889	18-2
2. Notre Dame	8-1	.889	17-2
3. Florida State	7-3	.700	18-5
4. North Carolina	6-3	.667	15-5
5. Miami	6-3	.667	13-7
6. Virginia Tech	6-4	.600	16-4
7. Louisville	6-4	.600	15-8
8. NC State	5-4	.556	15-5
9. Syracuse	5-5	.500	14-7
10. Clemson	4-6	.400	13-9
11. Virginia	3-7	.300	14-7
12. Wake Forest	3-7	.300	12-9
13. Boston College	3-7	.300	13-10
14. Georgia Tech	2-8	.200	11-10
15. Pitt	0-9	.000	7-13

PREDICTED ORDER OF FINISH

TEAM (FIRST-PLACE VOTES)	POINTS
1. Louisville (31)	1068
2. Virginia Tech (17)	984
3. NC State (8)	963
3. Notre Dame (4)	942
5. North Carolina	895
6. Miami	674
7. Duke	627
8. Georgia Tech	623
9. Florida State	553
10. Syracuse	379
11. Virginia	303
12. Clemson	275
13. Boston College	271
14. Wake Forest	256
15. Pitt	187

PRESEASON ALL-ACC TEAM

Ten-member Team

Elizabeth Kitley (49), Virginia Tech
Hailey Van Lith (7), Louisville
Olivia Miles (3), Notre Dame
Deja Kelly, North Carolina
Diamond Johnson, NC State
Jakia Brown-Turner, NC State
Jewel Spear, Wake Forest
Ashley Owusu, Virginia Tech
Morgan Jones (1), Louisville
Taylor Soule, Virginia Tech

PRESEASON ACC PLAYER OF THE YEAR

Elizabeth Kitley, Virginia Tech

NEWCOMER WATCH LIST

Ashley Owusu, Virginia Tech
Saniya Rivers, NC State
Dyaisha Fair, Syracuse
Ta'Niya Latson, Florida State
(tie) Haley Cavinder, Miami
(tie) Ruby Whitehorn, Clemson



KITLEY A DOUBLE-DOUBLE MACHINE

- Elizabeth Kitley's 46 total double-doubles (106 GP) rank second in school history behind only Regan Magarity who tallied 55 in 132 games.
- Kitley led the ACC with 15 double-doubles last season.
- She has 12 already this season in 19 games played.

TRENDS FOR THE HOKIES

- VT is 16-4 with one or more student-athletes scoring in double figures.
- VT is 16-3 with two or more student-athletes scoring in double figures.
- VT is 13-1 with three or more student-athletes scoring in double figures.
- VT is 10-0 with four or more student-athletes scoring in double figures.
- VT is 4-0 with five or more student-athletes scoring in double figures.
- VT is 1-0 with six or more student-athletes scoring in double figures.

HOKIES BOAST FOUR 1,000-POINT SCORERS

- The Hokies have four athletes who had already scored 1,000 or more collegiate points prior to the start of the 2022-23 season, one of just a few teams in the nation that can assert that. In order those athletes are: Taylor Soule (1,536), Elizabeth Kitley (1,428), Ashley Owusu (1,295) and Kayana Traylor (1,126).

SPECIALTY STATS ON CENTER ELIZABETH KITLEY

- Tech is 25-8 when Kitley scores 20+
- Tech is 3-2 when Kitley scores 30+
- Tech is 42-9 when Kitley records 10+ rebounds
- Tech is 39-7 when Kitley records a double-double
- Tech is 46-23 when Kitley shoots 10+ FGs
- Tech is 28-17 when Kitey shoots 5+ FTs
- Kitley was also honored with the Kay Yow Scholar Athlete of the Year Award in 2022 recognizing the top upperclassman student-athlete.
- She owns the program record for 30-point games with four in her career and has the only 40-point game in program history.

NUMEROUS ATHLETES EARN PRESEASON ACCOLADES

- Elizabeth Kitley - ACC Preseason Player of the Year, Preseason All-ACC Team, Lisa Leslie Award Watch List, Preseason All-American, Naismith Trophy Women's Watch List
- Ashley Owusu - Preseason All-ACC Team, ACC Newcomer Watch List, Ann Meyers Drysale Award Watch List, Naismith Trophy Women's Watch List
- Taylor Soule - Preseason All-ACC Team, Cheryl Miller Award Watch List

VT is one of nine schools that has an athlete at three or more positions on the Watch List for that spot on the floor. Duke, Indiana and Stanford are also on three, South Carolina and UConn each covered four positions and Louisville, Tennessee and Texas had an athlete featured at each position.

PROFICIENT AT THE LONG BALL

- VT owns a 232-game streak making a 3-point FG. The streak began on December 30, 2015 vs. Furman. It is the longest in program history since 3FG began in 1987.
- Tech's second-best streak was 87 straight contests (January 14, 1989 - January 25, 1992).

TRAYLOR BECOMES THIRD HOKIE TO SCORE 100 CAREER 3FGs

- Kayana Traylor made the 100th 3FG of her career in VT's win at Boston College (Dec. 6). Traylor (112), Cayla King (190) and Georgia Amore (180) constitute a dangerous trio on the perimeter.

VT ALL-TIME SCORING LEADERS	POINTS	YEARS
Aisha Sheppard	1,883	17-22
Renee Dennis	1,791	83-87
Elizabeth Kitley	1,751	2019-
Tere Williams	1,750	97-01
Regan Magarity	1,651	14-19
Ieva Kublina	1,647	00-04
Jenny Root	1,582	91-95
Christi Osborne	1,500	91-95
Amy Wetzel	1,444	96-01
Vanessa Panousis	1,379	13-17
VT ALL-TIME REBOUND LEADERS	REB	YEARS
Regan Magarity	1,290	14-19
Elizabeth Kitley	1,012	2019-
Tere Williams	855	97-01
Ieva Kublina	845	00-04
Jenny Root	815	91-95
VT ALL-TIME BLOCK LEADERS	BLOCKS	YEARS
Ieva Kublina	256	00-04
Elizabeth Kitley	224	2019-
Susan Walvius	204	82-86
VT COACHES MOST WINS	WINS	LOSSES
Carol Alfano	278	262
Bonnie Hendrickson	158	62
Kenny Brooks	140	73
Beth Dunkenberger	110	104
Dennis Wolff	61	93
Carolyn Owen	8	16
John Wetzel	7	9
BROOKS' HOKIES	2022-23	AT VT
When scoring 49 or less	0-0	0-6
When scoring 50-59	1-3	6-25
When scoring 60-69	3-1	29-26
When scoring 70-79	5-0	51-13
When scoring 80-89	6-0	39-3
When scoring 90-99	0-0	12-0
When scoring 100+	1-0	3-0
BROOKS BY SITUATION	2022-23	AT VT
vs. ranked opp	1-2	9-33
Day games	7-2	65-42
Night games (tip 5 p.m.)	9-2	75-31
In November	6-0	40-4
In December	5-2	35-8
In January	5-2	24-28
In February	0-0	25-19
In March	0-0	17-12
On Monday	3-0	8-0
On Tuesday	0-0	11-2
On Wednesday	3-0	14-3
On Thursday	4-2	41-26
On Friday	1-0	14-5
On Saturday	0-0	9-5
On Sunday	4-2	42-30
White uniforms	6-0	69-18
Maroon script uniforms	2-0	2-0
Maroon uniforms	3-2	26-25
Orange uniforms	0-0	16-6
Black uniforms	1-1	14-18
Retro White uniforms	2-1	5-4
Gray uniforms	2-0	7-0

SCORING NOTES ON THE HOKIES' PROGRAM

- In the ACC era, VT WBB has scored 90 or more points on 23 occasions, winning each time. Kenny Brooks has been the head coach for 16 of those games.
- Brooks has had at least one such game in each of his seven seasons in Blacksburg, including four each during the 2017-18 and 2018-19 seasons.

TECH ENTERS 22-23 WITH EXPECTATIONS

- Tech was ranked 13th in the preseason AP Poll, the highest preseason position in program history. The 13 mark is the highest that the program has achieved since the 1999 season. That season, Tech achieved its highest ever ranking in the AP Poll, ninth.
- The Hokies placed three athlete's on the ACC's preseason All-Conference Team: Elizabeth Kitley, Ashley Owusu and Taylor Soule. They became the first program since Notre Dame in 2018 to place three or more on the preseason team.
- VT was selected to finish second in the conference, the program's highest predicted finish since joining the ACC in 2004. Last season VT was picked fourth and finished tied for third.
- Kitley was chosen as the preseason Player of the Year after winning the award last season. Nine women have won the award twice and on each occasion they did so in consecutive seasons.

CHASING HISTORY IN THE BIG DANCE

- After making the program's first appearance in the NCAA Tournament since 2006 in 2021, the Hokies also made last year's field. A third consecutive trip would be just the second time in VT history that the program has gone three seasons in a row following a four-year stretch from 2003-06.

CAYLA THE KING OF THE LONG BALL

- Senior G Cayla King is averaging a career best 8.6 points per game this season.
- For her career, 193 of her 214 made field goals have come from beyond the arc (90.0%) where she shoots better than 38%.
- VT is 18-2 when King scores 10+ points. The first loss came by two points to No. 2 NC State (Jan. 24, 2021) and the second was a five-point game at Clemson (Dec. 29, 2022).

FORWARD D'ASIA GREGG CONTINUES TO MAKE IMPACT

- Forward D'asia Gregg has steadily seen her role grow in her time at VT.
- VT is 20-7 when Gregg plays 20+ minutes.
- VT is 18-6 when Gregg grabs 5+ rebounds.
- VT is 12-5 when Gregg scores 6+ points.
- Gregg has scored in double figures four times this season.
- She recorded consecutive double-doubles against UNC and UVA, starting against the Cavaliers for the first time in her career.

JUNIOR TAYLOR GEIMAN BACK ON THE FLOOR FOR BROOKS AND CO.

- Hanover, Pennsylvania native Taylor Geiman has played in

just 32 career games in three seasons, suffering season-ending knee injuries in both of her first two seasons in Blacksburg.

- Back healthy, the G/F is poised to make an impact once again on the court for the Hokies.
- Praised as a 'Swiss Army' knife by Coach Brooks, Geiman can play nearly any position on the floor.
- She played in 13 contests averaging 7.9 minutes. In 2021-22, Geiman connected on a 3-point FG in the win over No. 15 Duke and came off the bench to make a 3FG against NC State in the ACC Tournament.

KITLEY'S STAT LINE IN 2021-22 IMPRESSIVE

- Only four WBB athletes registered a stat line of 18.1 ppg., 9.8 rebounds, .551 FG% while registering 77 or more blocks last season. VT center Elizabeth Kitley was one of them.
- The other three were Yale's Camila Emsbo, South Carolina's Aliyah Boston and Jackson State's Ameshia Williams-Holiday.
- Kitley recorded 237 FGs last season, a program record. That figure ranks 10th amongst athletes returning for the 2022-23 season.

VT LOOKING TO CAPITALIZE FROM THE CHARITY STRIPE

- Tech's roster features three of the top seven athletes in terms of FT attempts in the ACC last season.
- Taylor Soule led the conference with 180 attempts (.683), Elizabeth Kitley was third with 145 (.724) and Kayana Traylor was seventh (.816).

THE GREENSBORO GIRLS

- Cayla King and Elizabeth Kitley are great friends, growing up in the Greensboro, North Carolina area and competing together in high school winning two state titles with Northwest Guildford.
- At VT, the duo has competed in 104 games together, with the Hokies going 72-32 (.690) in those contests.
- King has scored more than Kitley nine times with the Hokies going 6-3 in those contests. The first loss came vs. No. 11 Tennessee 64-58 on Dec. 5, 2021 and the second was a 64-59 decision at Clemson on Dec. 29, 2022.
- In the three games in which the two have scored the same amount, VT is 1-2.
- In the 92 games that Kitley has outscored King VT is 65-27.
- The most points that the duo has scored is 51 (Nov. 7, 2022 101-45 win over Mount St. Mary's)
- The fewest points that the duo has scored is 2 (Feb. 6, 2020 71-59 loss to No. 7 NC State)
- When they combine to score 0-9 VT is 4-5
- When they combine to score 10-19 VT is 17-12
- When they combine to score 20-29 VT is 28-13
- When they combine to score 30-39 VT is 19-0
- When they combine to score 40-49 VT is 3-2
- When they combine to score 50+ VT is 1-0

THE HOKIES IN THE NATIONAL POLLS

AP Top 25

RK	TEAM	REC	PTS	TREND
1	South Carolina (28)	20-0	700	-
2	Ohio State	19-0	669	-
3	Stanford	19-2	615	↑1
4	LSU	19-0	603	↓1
5	UConn	17-2	596	-
6	Indiana	17-1	584	-
7	Notre Dame	16-2	541	-
8	UCLA	17-3	448	↑1
9	Utah	16-2	430	↓1
10	Iowa	15-4	425	-
	Maryland	16-4	425	↑1
12	Virginia Tech	16-3	403	-
13	Michigan	16-3	352	↑1
14	Oklahoma	16-2	304	↑1
15	North Carolina	14-5	298	↑2
16	Duke	17-2	281	↓3
17	Gonzaga	19-2	259	↓1
18	Iowa State	13-4	221	-
19	Arizona	15-4	201	-
20	NC State	15-5	171	-
21	Villanova	18-3	145	↑1
22	Illinois	16-4	103	↓1
23	Middle Tennessee	16-2	64	↑3
24	Florida State	18-4	57	↑2
25	Colorado	15-4	56	↓1

Coaches Poll

RK	TEAM	REC	PTS	TREND
1	South Carolina (32)	20-0	800	-
2	Stanford	19-2	741	↑1
3	LSU	20-0	729	↑1
4	UConn	18-2	689	↑1
5	Ohio State	19-1	684	↓3
6	Indiana	18-1	660	-
7	Notre Dame	16-2	603	-
8	Iowa	16-4	572	↑1
9	Utah	17-2	522	↓1
10	Virginia Tech	16-3	496	-
11	Maryland	16-4	469	-
12	Oklahoma	16-2	440	-
13	UCLA	17-3	429	-
14	Arizona	15-4	317	↑1
15	Iowa State	13-4	312	↑2
16	Duke	17-2	302	↓2
17	Michigan	16-4	281	↓1
18	NC State	15-5	263	-
19	North Carolina	14-5	253	↑1
20	Gonzaga	19-2	241	↓1
21	Villanova	18-3	93	↑5
22	Illinois	16-4	87	↑1
23	Oregon	13-6	66	↓2
24	Arkansas	17-5	57	↓2
25	South Florida	18-4	47	↑1

TRACKING TECH IN THE POLLS

Date	AP	Coaches
Preseason	13	13
Nov. 14/15	14	14
Nov. 21 /22	11	9
Nov. 28/29	9	9
Dec. 5/6	7	7
Dec. 12/13	6	6
Dec. 19/20	8	8
Dec. 26/27	7	7
Jan. 2/3	9	10
Jan. 9/10	13	13
Jan. 16/17	12	10
Jan. 23/24	12	10
Jan. 30/31	-	-
Feb. 6/7	-	-
Feb. 13/14	-	-
Feb. 20/21	-	-
Feb. 27/28	-	-
March 6/7	-	-

TECH'S HISTORY IN THE AP POLL

- Dating back to last season, the Hokies have been ranked in 16 consecutive polls.
- Tech has remained in the top 15 of all 11 AP Polls this season so far.
- The Hokies' No. 6 ranking earned on Dec. 6 is the highest in program history.
- Prior to this season, the highest that the Hokies had been ranked was ninth on Feb. 22, 1999.

A WELL-BALANCED TEAM

- VT has had five different athletes lead the team in scoring already this season: Amooore, King, Kitley, Soule and Traylor.
- VT has had five different athletes score 20+ already this season: Amooore, King, Kitley, Owusu and Soule.

NO PLACE LIKE HOME

- VT has made a habit of winning games at Cassell Coliseum and own a few impressive streaks.
- Against No. 5 Notre Dame on Dec. 18, 2022 Tech fans showed up to the tune of an attendance of 4,206. It was the highest attended women's game at Cassell since Jan. 3 2008. Against No. 13 UNC on Jan. 1, 2023, 4,186 fans came out.
- Tech has played 25 home games since its last home loss to unranked team: Feb. 28, 2021 vs. UNC.
- Tech has played 135 home games since its last home loss to unranked non-conference opponent: Dec. 4, 2014 vs. Northwestern.

VIRGINIA TECH ATHLETES IN THE NATIONAL RANKINGS

PG GEORGIA AMOORE

- One of 17 athletes in WBB to record a triple-double this season. Olivia Miles (Notre Dame) is the only other ACC athlete to achieve the feat.
- She ranks 24th in total assists (105) and 26th in assists per game (5.2) in the country.
- She has scored in double figures in 16 of Tech's first 20 contests.
- Owns 11 games of 20+ points and four or more 3FG in ACC play since 2009-10. Aisha Sheppard has the program record in the span with 14 such games.

SG CAYLA KING

- She is one of five players to score nine or more 3's in a game this season. She hit nine in the season opener vs. Mount St. Mary's which is a program record.

C ELIZABETH KITLEY

- One of three athletes in WBB to average 18 points per game and 11.0 rebounds (Angel Reese and Aneesah Morrow).
- She is eighth in the nation with 12 double-doubles.
- Kitley ranks 12th in total rebounds (212) and sixth in defensive rebounds per game (8.3).



KENNY BROOKS

IN SEVENTH SEASON AT VIRGINIA TECH

CAREER RECORDS

Overall Record	477-195
Conference Games	247-113
Non-Conference Games	231-82
Conference Tournament	31-15
ACC Tournament	5-6
NCAA Tournament	2-8
WNIT	20-7
Overtime Games	19-12

KENNY VS. THE ACC SCHOOLS

School	Record	Streak
Boston College	6-0	W6
Clemson	6-4	L1
Duke	4-4	L1
Florida State	1-5	W1
Georgia Tech	3-3	W1
Louisville	1-7	W1
Miami	5-6	L1
NC State	1-10	L4
North Carolina	9-3	W3
Notre Dame	1-7	L4
Pitt	7-1	W7
Syracuse	4-3	W2
Virginia	5-6	W3
Wake Forest	6-3	W1
Total	59-62	L1

KENNY AT CASSELL

Year	Record	ACC
2016-17	14-6	2-6
2017-18	15-9	4-4
2018-19	13-5	3-5
2019-20	13-2	7-2
2020-21	9-5	4-5
2021-22	12-2	8-2
2022-23	10-1	4-1
Total	86-25	32-24
Overall Record	86-25 (.774)	
Conference Games	32-24 (.571)	
Non-Conference Games	54-1 (.981)	

▶ COACH BROOKS' CAREER BREAKDOWN

Season	School	Overall	Conference	Finish	Postseason	Final AP	RPI/NET
2002-03	JMU	16-10 .615	11-7 .611	4th	-	-	134
2003-04	JMU	13-18 .419	7-11 .389	7th	-	-	170
2004-05	JMU	18-11 .620	10-8 .556	4th	-	-	105
2005-06	JMU	24-7 .774	14-4 .778	2nd	WNIT First Round	-	55
2006-07	JMU	27-6 .818	16-2 .889	2nd	NCAA First Round	-	26
2007-08	JMU	24-10 .705	14-4 .778	2nd	WNIT Round of 16	-	45
2008-09	JMU	24-10 .705	14-4 .778	3rd	WNIT Second Round	-	57
2009-10	JMU	26-7 .787	13-5 .722	2nd	NCAA First Round	-	44
2010-11	JMU	26-8 .764	16-2 .889	1st	NCAA First Round	-	37
2011-12	JMU	29-8 .783	14-4 .778	2nd	WNIT Finals	-	29
2012-13	JMU	25-11 .694	15-3 .824	2nd	WNIT Quarterfinals	-	63
2013-14	JMU	29-6 .828	15-1 .938	1st	NCAA Second Round	-	38
2014-15	JMU	29-4 .878	17-1 .944	1st	NCAA First Round	-	31
2015-16	JMU	27-6 .818	17-1 .944	1st	NCAA First Round	-	34
Totals	14 Seasons	337-122 .734	193-57 .772				
2016-17	Virginia Tech	20-14 .588	4-12 .250	T11th	WNIT Round of 16	-	77
2017-18	Virginia Tech	23-14 .621	6-10 .375	T9th	WNIT Finals	-	47
2018-19	Virginia Tech	22-12 .647	6-10 .375	T10th	WNIT Round of 16	-	66
2019-20	Virginia Tech	21-9 .700	11-7 .611	T4th	*No postseason played	-	38
2020-21	Virginia Tech	15-10 .600	8-8 .500	7th	NCAA Second Round	-	33
2021-22	Virginia Tech	23-10 .696	13-5 .722	T3rd	NCAA First Round	16	9
2022-23	Virginia Tech	16-4 .800	6-4 .600	-	-	-	-
Totals	7 Seasons	140-73 .657	54-56 .495				
Overall	21 Seasons	477-194 .710	247-112 .688				

▶ THE BROOKS FILE

Born	12/20/1968
Hometown	Waynesboro, Virginia
Wife	Chrissy
Children	Kendyl, Chloe, Gabby, Nicholas
Education	JMU, 1992
Joined Tech Staff	3/28/2016
Years as College Head Coach	25
Years as College Coach	20

Coaching Career

1994-98	Assistant Coach, VMI (men's)
1998-02	Assistant Coach, JMU
2002-03	Interim Head Coach, JMU
2003-16	Head Coach, JMU
2016-pr.	Head Coach, Virginia Tech

▶ ACCOMPLISHMENTS

Eight NCAA Tournaments

2007, 2010, 2011, 2014, 2015, 2016, 2021, 2022

Five CAA Tournament Championships

2010, 2011, 2014, 2015, 2016

Four CAA Regular Season Titles

2011, 2014, 2015, 2016

Four-time CAA Coach of the Year

2007, 2014, 2015, 2016

Seven Conference Players of the Year

CAA: Meredith Alexis (07), Tamera Young (08), Dawn Evans (11), Kirby Burkholder (14), Precious Hall (15), Jazmon Gwathmey (16)
ACC: Elizabeth Kitley (22)

Brooks notched his 150th win at Virginia Tech on January 13, 2022 with a 65-54 victory at No. 16 Duke. The win completed the season sweep over the Blue Devils, the first time in program history that the Hokies had accomplished the feat.



BIOGRAPHY IN BULLETS

- Kenny Brooks was named the seventh head women's basketball coach in Virginia Tech women's basketball history on March 28, 2016 and concluded his sixth season at the helm of the Hokies' program in 2022.
- Since Brooks' arrival in Blacksburg, the Hokies have enjoyed six consecutive winning seasons, and made a return to the NCAA Tournament in 2021 after a 15-year absence.
- In 2021-22 Tech set several program records including placing an athlete on an AP All-American Team for the first time ever (Elizabeth Kitley), having the ACC's Player of the Year (Kitley), going 13-5 in conference and defeating five different ranked teams.
- Tech's 2020-21 season was a special one in several regards, with the Hokies winning their First Round NCAA Tournament game against Marquette, the team securing the program's first win over an AP top four team, a program record six-game winning streak in ACC play, and for the first time, two student-athletes were honored as First Team All-ACC performers.
- The Hokies set numerous program records in 2019-20, most notably winning 11 ACC games for the first time and earning the five seed at the conference's tournament. Center Elizabeth Kitley became the first Hokie to win ACC Freshman of the Year.
- To begin his tenure, Brooks and the Hokies reeled off 15 straight wins to open the 2016-17 season, Tech's strongest start to a season in 18 years. Behind that strong start, Tech climbed to as high as No. 15 in the AP Poll.
- Brooks has ushered in a new era of uptempo basketball at Virginia Tech, as his Hokies have reset the program scoring record twice and surpassed the mark for 3-pointers made.
- During his time in Blacksburg, Brooks has recruited and developed All-ACC performer Taylor Emery, who set the single season scoring record in 2017-18 at 667 points. She also scored the most field goals in a single campaign with 236. She became the fastest player to 1,000 points (55 games) and was the first Hokie to earn first team All-ACC honors when she did so in 2019.
- Five Hokies have reached 1,000 points since Brooks joined Tech including All-ACC performers Emery, Regan Magarity, Aisha Sheppard and Elizabeth Kitley. Magarity graduated in 2019 with her name imprinted all throughout the record book, with over 1,600 points and an ACC record 1,299 rebounds. Sheppard is VT's all-time leading scorer, owns the ACC WBB record for 3FG and was the highest WNBA Draft selection from VT in 2022.
- Brooks joined the Hokies after an impressive 14-seasons at his alma mater, James Madison. He compiled a record of 337-122 (.756) making him the winningest coach in JMU program history. He guided the Dukes to 11 consecutive postseason appearances that included six NCAA bids and five trips to the WNIT.
- Over an 11-year stretch (2005-16), Brooks' squads never won fewer than 24 games, averaging 26.3 wins per year. The Dukes won three consecutive CAA championships under Brooks' tutelage (2014-16) and captured a total of five conference titles.
- During those final three seasons in Harrisonburg, Brooks and the Dukes compiled an impressive 60-3 record in conference play.
- He was named CAA Coach of the Year for a fourth time in 2015-16, while his student-athletes also garnered CAA Player and Rookie of the Year honors.

- Under Brooks, JMU tallied six CAA Players of the Year, three Rookies of the Year and two Defensive Players of the Year. The Dukes also recorded 31 All-CAA selection, 11 Defensive Team and 10 All-Rookie Team selections during his tenure.
- The Waynesboro, Virginia native has coached five WNBA Draft picks; Tamera Young, Lauren Okafor and Jazmon Gwathmey from JMU and Regan Magarity and Aisha Sheppard from Virginia Tech.
- BA 1992 graduate of JMU, Brooks played for three seasons under legendary coach Lefty Driessel and made two NIT appearances while earning a degree in business management. He began his coaching career as a part-time assistant for the 1993-94 JMU men's squad that won the CAA Tournament and advanced to the NCAA Tournament.
- After four seasons as an assistant for the men's program at VMI (1994-98), he moved back to his alma mater as a men's assistant from 1998-2002. He was named interim women's head coach on Dec. 6, 2002 before taking over those duties on a full-time basis on March 21, 2003.

STATISTICALLY THE BEST

- Brooks has coached his team to leading the nation in a statistical category at both schools: JMU led D1 in rebound margin (+12.9) in 2008 and VT led D1 in free throw percentage in 2019 at 80%.

KENNY'S FORTRESS IS CASSELL COLISEUM

- In his seven seasons in Blacksburg, Coach Brooks has enjoyed a 86-25 (.772) record in home games played on Carilion Clinic Court at Cassell Coliseum.
- He owns 26 victories by 30+ points against non-conference foes at home and is 54-1 against them in all competitions.

COMMONWEALTH COMPETITION

- Brooks is 17-8 against the eight in-state foes that he has faced while at VT.
- This season the Hokies will face Longwood and Virginia.
- He is 4-0 vs. Radford, 3-0 vs. George Mason, 3-1 vs. Liberty, 2-0 vs. Richmond, 2-0 vs. Longwood, 1-0 vs. VCU, 5-6 vs. Virginia and 0-1 against JMU.
- Including games played at Cassell, Brooks is 90-29 (.750) in the state of Virginia as the head coach of the Hokies.

MR. JANUARY

- Brooks' career record in the month of January is 111-60 (.643).
- In his 19 completed seasons of being a head coach he has finished January unbeaten twice (2007 and 2015 with James Madison).

IF AN EXTRA PERIOD IS NEEDED

- Brooks' career record after regulation is 20-13. He has posted a 4-4 record at VT in overtime.

BREAKING DOWN BROOKS IN ACC PLAY (54-56)

- Brooks is 32-24 in ACC contests at Cassell Coliseum.
- Brooks is 22-32 on the road in ACC play.

2022-23 SINGLE GAME HIGHS & LOWS

VIRGINIA TECH TEAM HIGHS

Points	101	vs. Mount St. Mary's (11/7/22)
FG made	32	vs. Mount St. Mary's (11/7/22)
FG attempted	67	vs. USC Upstate (11/14/22)
FG%	.561	vs. Mount St. Mary's (11/7/22)
3FG made	14	vs. Mount St. Mary's (11/7/22)
3FG attempted	32	at Tennessee (12/4/22)
3FG%	.500	2x, last at Boston College (12/7/22)
Free Throws made	23	vs. Mount St. Mary's (11/7/22)
Free Throws attempted	27	vs. Mount St. Mary's (11/7/22)
Free Throw%	.852	vs. Mount St. Mary's (11/7/22)
Rebounds	45	2x last vs. USC Upstate (11/14/22)
Offensive Rebounds	16	vs. Bucknell (11/11/22)
Defensive Rebounds	32	vs. Mount St. Mary's (11/7/22)
Assists	21	vs. Mount St. Mary's (11/7/22)
Steals	8	vs. Mount St. Mary's (11/7/22)
Blocks	7	vs. Mount St. Mary's (11/7/22)
Turnovers	19	vs. Mount St. Mary's (11/7/22)
Fouls	19	vs. Kentucky (11/21/22)

OPPONENT TEAM HIGHS

Points	79	vs. Louisville (1/12/23)
FG made	31	vs. Louisville (1/12/23)
FG attempted	68	vs. Kentucky (11/21/22)
FG%	.508	vs. Louisville (1/12/23)
3FG made	8	vs. Mount St. Mary's (11/7/22)
3FG attempted	33	vs. Mount St. Mary's (11/7/22)
3FG%	.242	vs. Mount St. Mary's (11/7/22)
Free Throws made	14	2x at Tennessee (12/4/22)
Free Throws attempted	20	2x at Tennessee (12/4/22)
Free Throw%	.875	vs. Mount St. Mary's (11/7/22)
Rebounds	40	at Clemson (12/29/22)
Offensive Rebounds	18	2x, last at Clemson (12/29/22)
Defensive Rebounds	34	vs. Notre Dame (12/18/22)
Assists	14	vs. Kentucky (11/21/22)
Steals	11	vs. Kentucky (11/21/22)
Blocks	9	vs. Notre Dame (12/18/22)
Turnovers	26	vs. USC Upstate (11/14/22)
Fouls	29	2x, last vs. Kentucky (11/21/22)

VIRGINIA TECH TEAM LOWS

Points	52	vs. Notre Dame (12/18/22)
FG made	19	at Clemson (12/29/22)
FG attempted	51	at Clemson (12/29/22)
FG%	.294	vs. Notre Dame (12/18/22)
3FG made	4	vs. Kentucky (11/21/22)
3FG attempted	14	vs. Kentucky (11/21/22)
3FG%	.231	vs. Notre Dame (12/18/22)
Free Throws made	6	vs. Notre Dame (12/18/22)
Free Throws attempted	10	vs. Notre Dame (12/18/22)
Free Throw%	.556	vs. USC Upstate (11/14/22)
Rebounds	28	at Miami (1/8/23)
Offensive Rebounds	5	at Miami (1/8/23)
Defensive Rebounds	21	vs. Bucknell (11/14/22)
Assists	11	vs. Notre Dame (12/18/22)
Steals	3	vs. Notre Dame (12/18/22)
Blocks	2	vs. Bucknell (11/11/22)
Turnovers	7	vs. Bucknell (11/11/22)
Fouls	14	vs. USC Upstate (11/14/22)

OPPONENT TEAM LOWS

Points	24	vs. USC Upstate (11/7/22)
FG made	9	vs. USC Upstate (11/7/22)
FG attempted	43	2x last vs. USC Upstate (11/7/22)
FG%	.209	vs. USC Upstate (11/7/22)
3FG made	1	2x, last vs. Notre Dame (12/18/22)
3FG attempted	8	vs. Notre Dame (12/18/22)
3FG%	.077	vs. USC Upstate (11/7/22)
Free Throws made	3	vs. Bucknell (11/11/22)
Free Throws attempted	6	vs. Bucknell (11/11/22)
Free Throw%	.500	vs. Bucknell (11/11/22)
Rebounds	23	vs. Mount St. Mary's (11/7/22)
Offensive Rebounds	4	vs. Bucknell (11/11/22)
Defensive Rebounds	13	vs. Mount St. Mary's (11/7/22)
Assists	3	2x last vs. USC Upstate (11/7/22)
Steals	0	vs. Bucknell (11/11/22)
Blocks	1	vs. Bucknell (11/11/22)
Turnovers	18	vs. Kentucky (11/21/22)
Fouls	19	vs. Bucknell (11/11/22)

VIRGINIA TECH INDIVIDUAL HIGHS

Points	33	Cayla King vs. Mount St. Mary's (11/7/22)
FG made	11	3x last by Elizabeth Kitley & Taylor Soule at High Point (12/28/22)
FG attempted	19	Elizabeth Kitley vs. Bucknell (11/11/22)
FG% (min. 5 made)	.750	Elizabeth Kitley (6-8) vs. USC Upstate (11/14/22)
3FG made	9	Cayla King vs. Mount St. Mary's (11/7/22)
3FG attempted	16	Cayla King vs. Mount St. Mary's (11/7/22)
3FG% (min. 3 made)	.562	Cayla King (9-16) vs. Mount St. Mary's (11/7/22)
Free Throws made	9	Elizabeth Kitley vs. Kentucky (11/21/22)
Free Throws attempted	10	Elizabeth Kitley vs. Kentucky (11/21/22)
Rebounds	20	Elizabeth Kitley vs. Notre Dame (12/18/22)
Offensive Rebounds	8	Taylor Soule at Pitt (1/19/23)
Defensive Rebounds	17	Elizabeth Kitley vs. Notre Dame (12/18/22)
Assists	11	Georgia Amoore vs. Nebraska (12/1/22)
Steals	4	Taylor Soule vs. Mount St. Mary's (11/7/22)
Blocks	6	Elizabeth Kitley vs. Mount St. Mary's (11/7/22)
Turnovers	7	Georgia Amoore vs. UNC (1/1/23)

OPPONENT INDIVIDUAL HIGHS

Points	29	Hailey Van Lith vs. Louisville (1/12/23)
FG made	10	Hailey Van Lith vs. Louisville (1/12/23)
FG attempted	26	Hailey Van Lith vs. Louisville (1/12/23)
FG% (min. 5 made)	.667	Jasmyne Roberts (8-12) at Miami (1/8/23)
3FG made	5	2x, last by Jewel Spear (1/22/23)
3FG attempted	12	Jewel Spear (1/22/23)
3FG% (min. 3 made)	.714	Jasmyne Roberts (5-7) at Miami (1/8/23)
Free Throws made	7	Hailey Van Lith vs. Louisville (1/12/23)
Free Throws attempted	9	Morgan Jones vs. Louisville (1/12/23)
Rebounds	13	Olivia Miles vs. Notre Dame (12/18/22)
Offensive Rebounds	5	Isabella Geraci vs. USC Upstate (11/14/22)
Defensive Rebounds	13	Olivia Miles vs. Notre Dame (12/18/22)
Assists	7	Olivia Miles vs. Notre Dame (12/18/22)
Steals	6	Dontavia Waggoner at Boston College (12/7/22)
Blocks	3	4x last by Kylee Watson & Sonia Citron vs. Notre Dame (12/18/22)
Turnovers	6	2x last Nyla Walker vs. USC Upstate (11/14/22)

VIRGINIA TECH GAME-BY-GAME STAT LEADERS

OPPONENT	RESULT	POINTS	REBOUNDS	ASSISTS	STEALS	BLOCKS	MINUTES	+/-
Mount St. Mary's (11/7)	W, 101-45	King - 33	Kitley - 9	Amoore - 9	Soule - 4	Kitley - 6	Amoore - 32:03	Amoore +44
Bucknell (11/11)	W, 67-41	Kitley - 22	Kitley - 13	Amoore - 4	King - 2	Kitley/King - 1	Kitley - 35:22	Owusu +28
USC Upstate (11/14)	W, 79-24	Traylor - 17	Kitley - 10	Amoore/Soule - 4	Traylor/Amoore - 3	Kitley - 2	Traylor - 25:46	Kitley +44
vs. Kentucky	W, 82-74	Kitley - 25	Kitley - 13	Traylor - 7	Four athletes - 1	Kitley - 3	Kitley - 38:24	Owusu +14
vs. Missouri	W, 73-57	Traylor - 18	Kitley - 10	Amoore - 6	Three athletes - 1	Kitley - 2	Amoore - 38:28	Amoore +18
Longwood	W, 89-28	Kitley - 23	Kitley - 14	Amoore - 7	Kitley/Traylor - 2	Seven players - 1	Amoore - 29:05	Owusu +55
Nebraska	W, 85-54	Kitley/Amoore - 24	Kitley - 12	Amoore - 11	Owusu/Dunn - 1	Kitley/Gregg - 1	Amoore - 39:40	Amoore +32
at Tennessee	W, 59-56	Traylor - 18	Kitley - 9	Amoore - 7	King - 3	Kitley - 3	Kitley - 39:28	King +9
at Boston College*	W, 73-58	Kitley - 22	Kitley - 12	Amoore/Gregg - 5	Soule/Kitley - 2	Kitley - 2	Amoore - 40:00	Kitley +17
UNC Asheville	W, 86-48	Soule - 21	Kitley - 10	Amoore 10	Amoore/King - 2	Three players - 1	Amoore - 31:04	Amoore +39
Notre Dame*	L, 52-63	Amoore - 20	Kitley - 20	Amoore - 4	Three players - 1	Kitley - 4	Kitley - 40:00	Soule - 4
at High Point	W, 86-66	Kitley - 25	Soule/Kitley - 7	Traylor/Kitley - 7	Soule - 2	Kitley - 4	Traylor - 34:44	Kitley +28
at Clemson*	L, 59-64	King - 15	Three athletes - 6	Soule - 4	Traylor - 3	None	Kitley - 39:47	Soule +1
North Carolina*	W, 68-65	Amoore - 24	Gregg - 10	Amoore - 6	Three athletes - 1	Four athletes - 1	Amoore - 40:00	King +9
Virginia*	W, 74-66	Amoore - 22	Gregg/Soule - 10	Traylor - 4	Gregg/Traylor - 2	Gregg/King - 1	Amoore - 38:47	King +11
at Miami*	L, 66-77	Kitley - 20	Kitley - 8	Amoore - 6	Soule - 2	Kitley - 2	Amore - 40:00	Geiman +5
Louisville*	W, 81-79	Soule - 24	Kitley - 14	Amoore - 8	Four athletes - 1	Kitley/Traylor - 2	Kitley - 38:15	Gregg +10
at Pitt*	W, 69-62	Amoore - 21	Kitley - 13	Traylor - 5	Amoore - 2	Kitley - 1	Kitley - 38:48	Traylor +9
Wake Forest*	W, 74-57	Kitley - 28	Kitley - 12	Amoore - 6	Kitley/Traylor - 2	Kitley - 1	Amoore - 38:20	Traylor +21
at Duke*	L, 55-66	Soule - 19	Kitley - 13	Kitley - 13	Soule - 2	Gregg - 2	Amoore - 39:09	Gregg +1

VIRGINIA TECH GAME-BY-GAME STARTERS

OPPONENT	RESULT	GUARD	GUARD	GUARD	FORWARD	CENTER
Mount St. Mary's (11/7)	W, 101-45	Amoore	Owusu	King	Soule	Kitley
Bucknell (11/11)	W, 67-41	Amoore	Owusu	King	Soule	Kitley
USC Upstate (11/14)	W, 79-24	Amoore	Owusu	King	Soule	Kitley
vs. Kentucky	W, 82-74	Amoore	Owusu	King	Soule	Kitley
vs. Missouri	W, 73-57	Amoore	Owusu	King	Soule	Kitley
Longwood	W, 89-28	Amoore	Owusu	King	Soule	Kitley
Nebraska	W, 85-54	Amoore	Owusu	King	Soule	Kitley
at Tennessee	W, 59-56	Amoore	Traylor	King	Soule	Kitley
at Boston College*	W, 73-58	Amoore	Traylor	King	Soule	Kitley
UNC Asheville	W, 86-48	Amoore	Traylor	King	Soule	Kitley
Notre Dame*	L, 52-63	Amoore	Traylor	King	Soule	Kitley
at High Point	W, 86-66	Amoore	Traylor	King	Soule	Kitley
at Clemson*	L, 59-64	Amoore	Traylor	King	Soule	Kitley
North Carolina*	W, 68-65	Amoore	Traylor	King	Soule	Kitley
Virginia*	W, 74-66	Amoore	Traylor	King	Soule	Gregg
at Miami*	L, 66-77	Amoore	Traylor	King	Soule	Kitley
Louisville*	W, 81-79	Amoore	Traylor	King	Soule	Kitley
at Pitt*	W, 69-62	Amoore	Traylor	King	Soule	Kitley
Wake Forest*	W, 74-57	Amoore	Traylor	King	Soule	Kitley
at Duke*	L, 55-66	Amoore	Traylor	King	Soule	Kitley

VIRGINIA TECH GAME-BY-GAME BREAKDOWN

OPPONENT	DATE	RESULT	FG-A	PCT	3FG-A	PCT	FT-A	PCT	OFF-DEF-TOTAL	PF	AST	TO	STL	BLK	HALFTIME POINTS
Mount St. Mary's			15-56	.268	8-33	.242	7-8	.875	10-13-23	29	9	24	5	1	19
Virginia Tech	Nov. 7	W, 101-45	32-57	.561	14-28	.500	23-27	.852	13-32-45	15	21	19	8	7	43
Bucknell			18-43	.419	2-9	.222	3-6	.500	4-24-28	19	3	20	0	3	23
Virginia Tech	Nov. 11	W, 67-41	24-63	.381	5-19	.263	14-18	.778	16-21-37	16	12	7	7	2	31
USC Upstate			9-43	.209	1-13	.077	5-12	.417	7-24-31	20	3	26	5	3	9
Virginia Tech	Nov. 14	W, 101-45	31-67	.463	7-29	.241	10-18	.556	15-30-45	14	13	9	5	5	36
Kentucky			30-68	.441	2-9	.222	12-18	.667	11-21-32	29	14	18	11	4	23
Virginia Tech	Nov. 21	W, 82-74	29-62	.468	4-14	.286	20-26	.769	13-30-43	19	17	20	4	3	44
Missouri			18-48	.375	7-21	.333	14-20	.700	6-18-24	25	8	12	3	2	28
Virginia Tech	Nov. 23	W, 73-57	25-57	.439	6-17	.353	17-20	.850	11-25-36	21	15	9	3	3	26
Longwood			10-60	.167	3-18	.167	5-8	.625	11-19-30	27	4	17	4	1	10
Virginia Tech	Nov. 27	W, 89-28	29-61	.475	10-28	.357	21-27	.778	14-41-55	12	18	13	5	7	41
Nebraska			20-59	.338	6-20	.300	8-10	.800	9-24-33	19	13	12	2	3	24
Virginia Tech	Dec. 1	W, 85-54	30-59	.508	10-24	.417	15-21	.714	7-29-36	13	17	7	2	2	35
Tennessee			20-60	.333	2-14	.143	14-20	.700	18-28-46	18	11	16	8	4	30
Virginia Tech	Dec. 4	W, 59-56	20-57	.351	9-32	.281	10-14	.714	9-22-31	17	14	16	6	3	34
Boston College			22-54	.407	2-9	.222	12-16	.750	9-18-27	14	12	12	9	4	24
Virginia Tech	Dec. 7	W, 73-58	28-54	.519	8-16	.500	9-11	.818	10-24-34	18	19	17	5	3	43
UNC Asheville			19-56	.339	5-18	.278	5-9	.556	9-26-35	22	8	22	6	2	19
Virginia Tech	Dec. 11	W, 86-48	30-60	.500	11-28	.393	15-20	.750	7-27-34	8	20	9	8	3	41
No. 5 Notre Dame			26-61	.426	1-8	.125	10-13	.769	5-34-39	16	13	11	9	9	22
Virginia Tech	Dec. 18	L, 52-63	20-68	.294	6-26	.231	6-10	.600	10-31-41	16	11	13	3	5	22
High Point			25-49	.510	8-17	.471	8-10	.800	5-15-20	23	13	17	5	2	32
Virginia Tech	Dec. 21	W, 86-66	34-61	.557	4-17	.235	14-16	.875	12-20-32	14	21	9	4	6	42
Clemson			24-59	.407	5-23	.217	11-17	.647	18-22-40	21	8	8	11	2	38
Virginia Tech	Dec. 29	L, 59-64	19-51	.373	9-28	.321	12-20	.600	12-20-32	18	12	17	6	0	26
No. 13 UNC			26-60	.433	5-16	.313	8-10	.800	9-20-29	19	5	10	5	3	35
Virginia Tech	Jan. 1	W, 68-65	21-55	.382	12-31	.387	14-16	.875	12-26-38	16	16	20	3	4	37
Virginia			28-64	.438	4-17	.235	6-8	.750	9-28-37	23	16	18	4	1	32
Virginia Tech	Jan. 5	W, 74-66	26-62	.419	8-25	.320	14-16	.875	9-26-35	16	12	13	5	2	32
Miami			26-49	.531	7-16	.438	18-21	.857	5-24-29	16	13	9	2	0	39
Virginia Tech	Jan. 8	L, 66-77	22-55	.400	6-21	.286	16-22	.727	10-18-28	19	15	9	3	3	38
Louisville			31-61	.508	5-13	.385	12-16	.750	10-21-31	21	15	15	9	4	32
Virginia Tech	Jan. 12	W, 81-79	30-60	.500	6-20	.300	15-22	.682	12-22-34	14	13	15	4	5	36
Pitt			21-51	.412	3-11	.273	17-20	.850	8-22-30	15	6	11	5	6	32
Virginia Tech	Jan. 19	W, 69-62	25-59	.424	8-28	.286	11-13	.846	13-23-36	17	14	10	4	1	34
Wake Forest			18-47	.383	6-17	.353	15-16	.938	5-22-27	19	3	16	4	3	20
Virginia Tech	Jan. 19	W, 74-57	27-57	.474	6-16	.375	14-20	.700	13-24-37	16	17	10	5	1	35
Duke			22-53	.415	4-10	.400	18-21	.857	11-26-37	23	6	12	8	7	34
Virginia Tech	Jan. 19	W, 74-57	17-49	.347	7-16	.438	14-20	.700	9-20-29	17	8	17	4	3	32

VIRGINIA TECH SPECIALTY SCORING STATS

OPPONENT	Points in the Paint		Points off TO		2nd chance points		Fastbreak Points		Bench Points	
	VT-OPP	Margin	VT-OPP	Margin	VT-OPP	Margin	VT-OPP	Margin	VT-OPP	Margin
Mount St. Mary's	30-12	+18	34-11	+23	19-2	+17	17-0	+17	16-6	+10
Bucknell	20-32	-12	23-5	+18	17-2	+5	6-2	+4	11-17	-6
USC Upstate	34-12	+22	25-3	+22	19-7	+12	8-2	+6	26-8	+8
Kentucky	40-48	-8	14-29	-15	19-10	+9	12-5	+7	9-27	-18
Missouri	30-18	+12	13-18	-5	15-5	+10	2-0	+2	26-21	+5
Longwood	30-10	+20	23-7	+16	20-5	+15	20-0	+20	23-8	+15
Nebraska	34-26	+8	21-5	+16	12-2	+10	7-2	+5	8-24	-16
Tennessee	10-32	-22	20-17	+3	7-11	-4	2-6	-4	10-6	+4
Boston College	26-30	-4	14-14	0	10-5	+5	6-9	-3	9-2	+7
UNC Asheville	38-20	+18	24-6	+18	10-6	+4	12-0	+12	15-11	+4
No. 5 Notre Dame	16-42	-26	3-12	-9	6-5	+1	7-8	-1	2-16	-14
High Point	58-26	+32	23-8	+15	10-2	+8	7-1	+6	6-19	-13
Clemson	14-34	-20	16-16	even	11-19	-8	6-9	-3	5-9	-4
No. 13 UNC	14-28	-14	8-16	-8	11-14	-3	0-3	-3	11-17	-6
Virginia	32-38	-6	19-11	+8	10-13	-3	8-1	+7	0-12	-12
Miami	28-38	-10	9-10	-1	14-7	+7	4-7	-3	8-19	-11
Louisville	38-38	even	16-16	even	19-18	+1	4-5	-1	5-17	-12
Pitt	24-26	-2	10-12	-2	12-10	+2	10-3	+7	7-12	-5
Wake Forest	38-18	+20	21-12	+9	10-7	+3	0-4	-4	6-2	+4
Duke	16-22	-6	18-17	+1	2-6	-4	5-3	-2	7-20	-13

VIRGINIA TECH LEAD/DEFICIT BREAKDOWNS

OPPONENT	1Q SCORE		HALFTIME SCORE		3Q SCORE		4Q/FINAL		Largest Lead	Largest Deficit	Times Tied	Lead Changes	Time Led (Min)
	VT-OPP	Margin	VT-OPP	Margin	VT-OPP	Margin	VT-OPP	Margin					
Mount St. Mary's	23-5	+18	43-19	+24	68-37	+31	101-45	+56	59 (4Q, 1:20)	-	-	-	39:43
Bucknell	13-11	+2	31-24	+7	46-33	+13	67-41	+26	29 (4Q, 1:23)	1 (1Q, 2:11)	0	2	37:37
USC Upstate	20-5	+15	36-9	+27	64-15	+49	79-24	+55	58 (4Q, 6:48)	-	0	0	37:19
Kentucky	29-8	+21	44-23	+21	67-49	+18	82-74	+8	28 (2Q, 3:14)	-	0	0	39:40
Missouri	11-14	-3	26-28	-2	49-37	+12	73-57	+16	20 (4Q, 2:00)	5 (2Q, 9:28)	2	7	19:11
Longwood	20-4	+16	41-10	+31	62-21	+41	89-28	+61	62 (4Q, 0:10)	-	1	0	38:11
Nebraska	21-8	+13	35-24	+11	55-42	+13	85-54	+31	33 (4Q, 1:42)	-	0	0	39:46
Tennessee	23-13	+10	34-30	+4	51-43	+8	59-56	+3	12 (1Q, 4:27)	-	0	0	38:38
Boston College	17-7	+10	43-24	+19	59-46	+13	73-58	+15	19 (2Q, 0:06)	-	1	0	38:46
UNC Asheville	17-8	+9	41-19	+22	65-34	+29	86-48	+38	40 (4Q, 2:35)	-	1	0	38:07
No. 5 Notre Dame	16-9	+7	2-22	-	43-40	+3	52-63	-11	9 (2Q, 9:25)	11 (4Q, 0:49)	4	3	26:34
High Point	17-16	+1	42-32	+10	68-46	+22	86-66	+20	25 (4Q, 4:16)	2 (1Q, 8:17)	2	7	34:44
Clemson	16-26	-10	26-38	-12	41-49	-8	59-64	-5	8 (1Q, 7:10)	15 (3Q, 7:55)	1	5	5:59
No. 13 UNC	16-14	+2	37-35	+2	53-51	+2	68-65	+3	4 (2Q, 4:54)	6 (3Q, 6:44)	12	26	13:50
Virginia	17-16	+1	32-32	-	51-45	+6	74-66	+8	8 (3Q, 5:36)	6 (2Q, 3:29)	6	7	26:36
Miami	19-20	-1	38-39	-1	54-60	-6	66-77	-11	2 (1Q, 9:18)	11 (4Q, 0:33)	3	5	1:49
Louisville	20-14	+6	36-32	+4	57-58	-1	81-79	+2	7 (2Q, 9:02)	5 (4Q, 5:33)	17	13	17:47
Pitt	17-13	+4	34-32	+2	57-50	+7	69-62	+7	11 (3Q, 2:36)	-	1	0	39:21
Wake Forest	14-10	+4	35-20	+15	53-50	+3	74-57	+17	17 (3Q, 9:45)	4 (1Q, 5:23)	2	2	33:37
Duke	17-23	-6	32-34	-2	40-41	-1	55-66	-11	3 (3Q, 4:17)	12 (4Q, 1:47)	1	2	3:30

THE LAST TIME IN VIRGINIA TECH WOMEN'S BASKETBALL HISTORY

VIRGINIA TECH PLAYERS

Scored 20 points	28, Elizabeth Kitley vs. Wake Forest (1/22/23)
Scored 25 points	25, Elizabeth Kitley vs. Kentucky (11/21/22)
Scored 30 points	33, Cayla King vs. Mount St. Mary's (11/7/22)
Scored 35 points	35, Taylor Emery vs. Clemson (3/7/19)
Scored 40 points	42, Elizabeth Kitley vs. FGCU (3/18/22)
Two players scored 20 points	Elizabeth Kitley (20) & Taylor Soule (24) vs. Louisville (1/12/23)
Three players scored 20 points	Elizabeth Kitley (25), Taylor Soule (24) & Kayana Traylor (22) at Clemson (12/29/22)
Two players scored 25 points	Dara Mabrey (26) & Regan Magarity (30) at Boston College (2/3/19)
Five in double figures	vs. USC Upstate (11/14/22), Kayana Traylor (17), Elizabeth Kitley (13), Georgia Amoore (11) Taylor Soule (10), Ashley Owusu (10)
Six in double figures	vs. UNC Asheville (12/11/22), Taylor Soule (21), Elizabeth Kitley (18), Cayla King (12), D'asia Gregg (10), Georgia Amoore (10), Kayana Traylor (10)
Seven or more in double figures	vs. Wagner (11/10/17), Taylor Emery (20), Aisha Sheppard (10), Kendyl Brooks (12), Regan Magarity 912, Michelle Berry (11), Rachel Camp (10), Alexis Jean (16)
100% on FG (min. of 7 attempts)	(7-for-7) Elizabeth Kitley vs. George Washington (12/1/20)
100% on 3FG (min. of 4 attempts)	vs. Furman (12/30/15), 4-4 Hannah Young
Made 5 3FG in a game	Georgia Amoore vs. Wake Forest (1/22/23)
Made 6 3FG in a game	Georgia Amoore vs. North Carolina (1/1/23)
Made 7 3FG in a game	vs. Tennessee (12/5/21), Aisha Sheppard
Made 8 or more 3FG in a game	vs. Mount St. Mary's (11/7/22), Cayla King (9)
Attempted 10 or more 3FG in a game	10, Georgia Amoore vs. Wake Forest (1/22/23)
100% on FT (min. 10 attempts)	at North Carolina (2/9/20), Dara Mabrey (12-12)
Player had 15 rebounds	vs. Boston College (2/6/22), Elizabeth Kitley (15)
Player had 20 rebounds	vs. Notre Dame (12/18/22), Elizabeth Kitley (20)
Two players with 10+ rebounds	at Pitt (1/19/23), Elizabeth Kitley (13) & Taylor Soule (11)
Three players with 10+ rebounds	vs. Georgia Southern (11/10/18), Trinity Baptiste (12), Regan Magarity (11), Taylor Emery (10)
Four players with 10+ rebounds	vs. Mercer (2/22/86), Stephanie Green (10), Joyce Waddy (11), Michelle Bain (10), Susan Walvius (10)
Player had 10 assists	vs. UNC Asheville (12/11/22), Georgia Amoore (10)
Player had 15 assists	NEVER
Player blocked 5 shots	vs. North Carolina (2/13/22), Elizabeth Kitley
Player blocked 6 or more shots	vs. Mount St. Mary's (11/7/22), Elizabeth Kitley (6)
Player had 5 steals	at Notre Dame (2/20/20), Taja Cole
Player had 6 steals	vs. High Point (12/16/17), Chanette Hicks
Player had 7 steals	vs. Louisville (2/9/17), Chanette Hicks
Player had 8 or more steals	vs. Radford (12/21/16), Chanette Hicks (8)
Double-double with points & rebounds	vs. Wake Forest (1/22/23), Elizabeth Kitley 28-12
Double-double with points & assists	vs. UNC Asheville (12/11/22), Georgia Amoore 10-10
Two players had double-doubles	at Pitt (1/19/23), Elizabeth Kitley 13-13 & Taylor Soule 12-11
Three players had double-doubles	vs. Wichita State (12/21/19), Trinity Baptiste 14-10, Taja Cole 15-10 assists, Lydia Rivers 11-12
Recorded a triple-double	vs. Nebraska (12/1/22), Georgia Amoore 24-10-11

VIRGINIA TECH TEAM

Defeated an AP Top 5 team	83-71 (OT) vs. No. 2 NC State (1/28/21)
Defeated an AP Top 10 team	83-71 (OT) vs. No. 2 NC State (1/28/21)
Defeated an AP Top 25 team	68-65 vs. No. 13 North Carolina (1/1/23)
Defeated a ranked team at home	68-65 vs. No. 13 North Carolina (1/1/23)
Defeated a ranked team on road	65-54 at No. 16 Duke (1/13/22)
Defeated a ranked team at neutral site	87-80 (OT) vs. No. 16 North Carolina (3/4/22)
Unranked Hokies beat ranked opp	66-61 vs. No. 23 North Carolina (2/13/22)
Scored 100 or more points	101-45 vs. Mount St. Mary's (11/7/22)
Scored fewer than 50 points	46-71 at No. 19 North Carolina (1/9/22)
Won an overtime game	87-80 (OT) vs. No. 16 North Carolina (3/4/22)
Lost an overtime game	67-72 (OT) at Duke (1/12/20)

OPPOSING TEAM

Scored 100 or more points	62-107 at No. 13 Florida State (1/14/18)
Scored 49 points or fewer	48-86 vs. UNC Asheville (12/11/22)
Unranked opp beat ranked Hokies	66-77 No. 9 VT lost at Miami (1/8/23)
Unranked Hokies beat ranked opp	66-61 vs. No. 23 North Carolina (2/13/22)

VIRGINIA TECH WOMEN'S BASKETBALL INDIVIDUAL RECORDS FOR A SINGLE GAME

GAME HIGHS

Most points scored	42, Elizabeth Kitley vs. FGCU (3/18/22)
Most points scored at home	34, Renee Dennis vs. Memphis (2/787)
Most points scored on the road	36, Brittany Cook at Miami (2/11/08)
Field goals made	17, Elizabeth Kitley at George Washington (11/11/21)
Field goals attempted	30, Renee Dennis vs. Memphis (2/7/87)
Most FG made without a miss	9 (2x), last by Nicole Jones vs. Fordham (1/2/1999)
3FG made	9, Cayla King vs. Mount St. Mary's (11/7/22)
3FG attempts	20, Aisha Sheppard vs. Notre Dame (1/21/21)
Free throws made	16, Amy Wetzel vs. Wisconsin (3/14/1998)
Free throws attempted	18, Nikki Davis at Miami (1/24/10)
Free throws made without a miss	13, Sue Logsdon vs. William & Mary (1/2/91)
Offensive rebounds (since 1987-88)	11, Utaha Drye vs. USC Upstate (2/2/09)
Defensive rebounds (since 1987-88)	17, Elizabeth Kitley vs. Gardner-Webb (12/6/20)
Total rebounds	21 (4x), last by Elizabeth Kitley vs. Wake Forest (1/17/21)
Assists	13 (5x), last by Chanette Hicks at Illinois (11/30/17)
Turnovers	13, Sherry Banks vs. George Washington (1/21/97)
Steals	9, Taiqua Brittingham vs. Northwestern (12/22/83)
Blocks	9 (3x), last by Susan Walvius (1/4/86)
Minutes Played	54 (2x), last by Katie O'Connor vs. Dayton (2/27/1999)

VIRGINIA TECH TEAM

Most points scored	117 at Mercer (2/16/87)
Most points combined	201 (2x), last at Dayton (1/18/97)
Most points scored at home	105 (3x), last vs. Saint Francis (11/5/19)
Most points scored on the road	117 at Mercer (2/16/87)
Most points scored in a quarter	39 vs. Maryland Eastern Shore (12/6/17) in 3Q
Most points scored in a half	67 at Charleston (12/14/84) in 2H
Fewest points scored in a quarter	2 at Virginia (1/26/17)
Fewest points scored in a half	8 (2x), last at Miami (2/5/15) in 1H
Fewest points combined	73 at Boston College (1/5/12)
Largest margin of victory	67 vs. Wagner (11/10/17)
Worst defeat	60, vs. Old Dominion (1/27/78)
Most points in a loss	90, at Clemson (12/29/84)
Fewest points scored	26, at Duke (1/16/03)
Fewest points allowed	24, vs. USC Upstate (11/14/22)
Most points allowed	108, vs. Old Dominion (1/27/78)
FG made	51, at Mercer (2/16/87)
FG attempted	94, vs. Appalachian State (11/17/79)
FG percentage	66.1 vs. Appalachian State (11/17/79)
3FG made	18, vs. Wichita State (12/21/19)
3FG attempted	39, vs. Notre Dame (1/21/21)
3FG made (both teams)	26, at NC State (1/24/21)
3FG attempted (both teams)	70, vs. USC Upstate (11/6/18)
Free throws made	43, vs. Yale (1/9/82)
Free throws attempted	58, vs. Yale (1/9/82)
Most FT made without a miss	20, vs. Duke (12/30/21)
Offensive rebounds (since 1987-88)	43, vs. Liberty (1/8/90)
Defensive rebounds (since 1987-88)	49, vs. Gardner-Webb (12/6/20)
Total rebounds	75, vs. Liberty (1/8/90)
Assists	38, at Mercer (2/16/87)
Fewest turnovers	6 (5x), last vs. Radford (12/12/21)
Most turnovers	46, at James Madison (2/16/78)
Steals	23, at Florida State (12/17/79)
Blocks	14, vs. East Tennessee State (12/21/92)

CAREER GAMES STARTED

	Streak	22-23	Career	ACC
Georgia Amoore	68	20	76	43
Chloe Brooks	0	0	0	0
Charlise Dunn	0	0	0	0
Clara Ford ²	0	0	18	12
Taylor Geiman	0	0	0	0
D'Asia Gregg	0	1	1	1
Cayla King	20	20	72	42
Elizabeth Kitley	5	19	107	63
Ashley Owusu ³	0	7	82	0
Taylor Soule ²	77	20	122	65
Kayana Traylor ¹	13	13	93	16
Maddie Vesjicky	0	0	0	0
Carleigh Wenzel	0	0	0	0

¹ includes games played for Purdue

² includes games played for Boston College

³ includes games played for Maryland



NON-CONFERENCE BREAKDOWN

Team	NET	Result
Mount St. Mary's	302	W, 101-45
Bucknell	259	W, 67-41
USC Upstate	344	W, 79-24
Kentucky*	89	W, 82-74
Missouri*	49	W, 73-57
Longwood	351	W, 89-28
Nebraska	42	W, 85-54
at Tennessee	18	W, 59-56
UNC Asheville	348	W, 86-48
at High Point	238	W, 86-66

Tech traveled to Nassau in The Bahamas to compete in the Baha Mar Pink Flamingo Championship where they defeated Kentucky and Missouri.



Georgia Amoore recorded the program's first triple-double vs. Nebraska on Dec. 1. She finished the game with 24 points, 10 rebounds and 11 assists, career highs in each category.



MISCELLANEOUS STATS

MOST FIRST HALF POINTS

Virginia Tech	44	vs. Kentucky (11/21/22)
Opponents	39	at Miami (1/8/23)

FEWEST FIRST HALF POINTS

Virginia Tech	22	vs. Notre Dame (12/18/22)
Opponents	9	vs. USC Upstate (11/14/22)

LARGEST HALFTIME LEAD

Virginia Tech	31	vs. Longwood (11/27/22)
Opponents	12	at Clemson (12/29/22)

LARGEST HALFTIME LEAD BLOWN

Virginia Tech	none	
Opponents	2	vs. Missouri (11/23/22)

LARGEST HALFTIME DEFICIT

Virginia Tech	12	at Clemson (12/29/22)
Opponents	31	vs. Longwood (11/27/22)

LARGEST HALFTIME DEFICIT OVERCOME

Virginia Tech	2	vs. Missouri (11/23/22)
Opponents	none	

MOST SECOND HALF POINTS

Virginia Tech	58	vs. Mount St. Mary's (11/7/22)
Opponents	51	vs. Kentucky (11/21/22)

FEWEST SECOND HALF POINTS

Virginia Tech	30	2x, last vs. Notre Dame (12/18/22)
Opponents	15	vs. USC Upstate (11/14/22)

BIGGEST DEFICIT OVERCOME

Virginia Tech	6	2x, last vs. UVA (1/5/22)
Opponents	9	vs. Notre Dame (12/18/22)

LARGEST MARGIN OF VICTORY

Virginia Tech	61	vs. Longwood (11/27/22)
Opponents	11	2x, last at Miami (1/8/23)

STARTING LINEUP

Amoore, Owusu, King, Soule, Kitley	7-0
Amoore, Traylor, King, Soule, Kitley	8-4
Amoore, Traylor, King, Soule, Gregg	1-0

BEST QUARTERS

Points scored	33, 4Q vs. Mount St. Mary's (11/7/22)
Points allowed	4 (2x), last 1Q vs. Longwood (11/27/22)
FG made	11 (4x), last 3Q at High Point (12/21/22)
FG%	76.9, 2Q at Boston College (12/7/22)
3FG made	6, 3Q vs. Mount St. Mary's (11/7/22)
3FG% (min 5 attempts)	60%, 2x last 4Q vs. Missouri (11/23/22)
FT made	9, 4Q vs. Nebraska (12/1/22)

WORST QUARTERS

Points scored	6, 2Q vs. Notre Dame (12/18/22)
Points allowed	30, 3Q vs. Wake Forest (1/22/23)
FG made	2, 2Q vs. Notre Dame (12/18/22)
FG%	11.8%, 2Q vs. Notre Dame (12/18/22)
3FG made	0 (10x), last 4Q at Miami (1/8/23)
3FG% (min 5 attempts)	0%, 2Q vs. USC Upstate (11/14/22)
FT made	0, 2Q at Clemson (12/29/22)

A Look At Virginia Tech's Record This Season ...

Quick Overview	Record
Overall Record	16-4
Home	10-1
Away	4-3
Neutral	2-0
Conference	6-4

By Weekday	Record	Home	Road
Sunday	5-2	4-1	1-1
Monday	3-0	2-0	1-0
Tuesday	0-0	0-0	0-0
Wednesday	3-0	0-0	3-0
Thursday	4-2	3-0	1-2
Friday	1-0	1-0	0-0
Saturday	0-0	0-0	0-0

In Games	Record
vs. teams .500+ (on day of game)	13-4
vs. sub-.500 teams (on day of game)	3-0
In overtime	0-0
Decided by 3 or less	3-0
Decided by 10 or more	10-3

By Month	Record	Home	Road
November	6-0	4-0	2-0
December	5-2	2-1	3-1
January	5-2	4-0	1-2
February	0-0	0-0	0-0
March	0-0	0-0	0-0
April	0-0	0-0	0-0

Hokies Record When ...	Record
They shoot .500 +	6-0
They shoot .450 - .499	4-0
They shoot .449 or less	6-4
They score 70+	12-0
They score 60-69	3-1
They score 59 or less	1-3
They have = or more rebounds	13-1
They have = or more assists	14-3
They have = or more steals	9-1
They have = or more turnovers	5-4
They have = or higher FG%	12-0
Ahead or tied at end of 1st Qtr	15-1
Ahead or tied at halftime	15-1
Ahead or tied at end of 3rd Qtr	15-1
They have 4+ Players in Double Figures	9-0

Hokies Record When ...	Record
Opp. shoot .500 +	2-1
Opp. shoot .450 - .499	0-0
Opp. shoot .449 or less	14-3
Opp. score 70+	2-1
Opp. score 60-69	4-3
Opp. score 59 or less	10-0
Opp. has more rebounds	3-3
Opp. has more assists	2-1
Opp. has more steals	7-3
Opp. has more turnovers	11-0
Opp. has a higher FG%	4-4
Behind at end of 1st Qtr	1-3
Behind at halftime	1-3
Behind at end of 3rd Qtr	1-3
Opp has 4+ Players in Double Figures	1-2

Virginia Tech Women's Basketball Records

A Look At Virginia Tech's Record Under Kenny Brooks ...

Quick Overview	Record
Overall Record	140-72
Home	86-25
Away	37-35
Neutral	17-12
Conference	54-56

By Weekday	Record	Home	Road
Sunday	41-29	28-14	13-15
Monday	10-1	7-0	3-1
Tuesday	11-4	8-0	3-4
Wednesday	11-3	6-1	5-2
Thursday	43-24	22-10	21-14
Friday	15-7	10-0	5-7
Saturday	9-4	5-0	4-4

In Games	Record
vs. teams .500+ (on day of game)	106-68
vs. sub-.500 teams (on day of game)	34-4
In overtime	4-4
Decided by 3 or less	11-14
Decided by 10 or more	95-33

By Month	Record	Home	Road
November	40-4	26-0	14-4
December	35-8	23-4	12-4
January	24-29	16-11	8-18
February	24-20	12-10	12-10
March	17-11	9-0	8-11
April	0-0	0-0	0-0

Hokies Record When ...	Record
They shoot .500 +	36-3
They shoot .450 - .499	35-8
They shoot .449 or less	69-61
They score 70+	105-16
They score 60-69	29-25
They score 59 or less	6-31
They have = or more rebounds	104-24
They have = or more assists	116-27
They have = or more steals	81-21
They have = or more turnovers	58-52
They have = or higher FG%	119-14
Ahead or tied at end of 1st Qtr	113-30
Ahead or tied at halftime	115-30
Ahead or tied at end of 3rd Qtr	127-14
They have 4+ Players in Double Figures	78-8

Hokies Record When ...	Record
Opp. shoot .500 +	7-17
Opp. shoot .450 - .499	5-11
Opp. shoot .449 or less	128-44
Opp. score 70+	15-47
Opp. score 60-69	50-20
Opp. score 59 or less	75-5
Opp. has more rebounds	36-48
Opp. has more assists	24-45
Opp. has more steals	59-51
Opp. has more turnovers	82-20
Opp. has a higher FG%	21-58
Behind at end of 1st Qtr	27-42
Behind at halftime	25-42
Behind at end of 3rd Qtr	13-58
Opp has 4+ Players in Double Figures	18-34

GAME 20 BOX SCORE AT PITT



Official Basketball Box Score - Final
Virginia Tech at Duke
 01/26/23 Cameron Indoor Stadium, Durham
 2022-23 Women's Basketball

Game Time: 8:00 PM
 Game Duration: 2:02
 Attendance: 2,207

Officials: Maj Forsberg, Katie Lukanich, Rod Creech

Virginia Tech - 55

Record: 16-4 (6-4)

NO. Name	Min	FG		3P		FT			Rebounds			Fouls		TP	AS	TO	ST	Blocks		+/-
		M-A	M-A	M-A	M-A	OR	DR	TOT	PF	FD	BS	BA								
13 Taylor Soule	F 37:14	6-11	1-1	6-8	2	2	4	3	7	19	0	2	2	0	2	0	2	-7		
33 Elizabeth Kitley	C 34:44	1-9	0-0	2-3	4	9	13	2	5	4	3	2	0	1	2	-9				
5 Georgia Amoore	G 39:09	2-12	1-9	2-4	0	1	1	3	4	7	0	4	0	0	1	-12				
22 Cayla King	G 27:11	3-3	3-3	0-0	0	1	1	3	0	9	1	1	0	0	0	-14				
23 Kayana Traylor	G 25:53	3-8	1-1	2-3	1	0	1	4	3	9	2	2	0	0	1	-17				
11 D'asia Gregg	26:10	2-4	1-2	2-2	0	2	2	2	4	7	2	4	0	2	1	1				
15 Ashley Owusu	07:11	0-2	0-0	0-0	0	0	0	0	0	0	0	1	1	0	0	-3				
35 Taylor Geiman	02:28	0-0	0-0	0-0	0	0	0	0	0	0	0	0	1	0	0	6				
Team					2	5	7			0		1								
Totals		17-49	7-16	14-20	9	20	29	17	23	55	8	17	4	3	7	-11				

Technical Fouls::NONE

Shooting By Period		
1 st FG%	6-14	42.9%
3PT%	4-6	66.7%
FT%	1-3	33.3%
2 nd FG%	5-12	41.7%
3PT%	1-3	33.3%
FT%	4-5	80%
3 rd FG%	2-11	18.2%
3PT%	2-4	50.0%
FT%	2-2	100%
4 th FG%	4-12	33.3%
3PT%	0-3	0.0%
FT%	7-10	70%
GM FG%	17-49	34.7%
3PT%	7-16	43.8%
FT%	14-20	70.0%

Dead Ball Rebounds: 3, 0

Duke - 66

Record: 18-2 (8-1)

NO. Name	Min	FG		3P		FT			Rebounds			Fouls		TP	AS	TO	ST	Blocks		+/-
		M-A	M-A	M-A	M-A	OR	DR	TOT	PF	FD	BS	BA								
21 Kennedy Brown	F 21:58	2-5	0-0	0-0	1	4	5	3	0	4	0	0	1	2	1	9				
0 Celeste Taylor	G 31:12	2-5	0-0	4-4	1	4	5	4	4	8	2	3	2	0	0	9				
4 Elizabeth Balogun	G 21:47	3-6	0-1	3-4	1	5	6	4	2	9	0	2	3	2	1	19				
24 Reigan Richardson	G 26:42	3-10	0-0	1-2	1	0	1	1	3	7	1	0	1	1	0	2				
30 Shayeann Day-Wilson	G 30:04	6-12	2-7	4-4	1	2	3	3	3	18	1	2	0	0	0	8				
5 Taya Corosdale	18:13	1-2	1-1	0-0	0	4	4	3	0	3	0	2	1	2	1	-8				
11 Jordyn Oliver	09:12	0-2	0-0	0-0	0	0	0	0	0	0	0	0	0	0	0	7				
42 Mia Heide	17:20	2-7	0-0	1-1	3	2	5	4	2	5	0	2	0	0	0	2				
2 Vanessa de Jesus	13:05	2-2	1-1	5-6	0	1	1	1	3	10	1	0	0	0	0	5				
3 Ashlon Jackson	10:27	1-2	0-0	0-0	0	0	0	0	0	2	1	1	0	0	0	2				
Team					3	4	7			0		0								
Totals		22-53	4-10	18-21	11	26	37	23	17	66	6	12	8	7	3	11				

Technical Fouls::NONE

Shooting By Period		
1 st FG%	9-14	64.3%
3PT%	3-3	100.0%
FT%	2-2	100%
2 nd FG%	3-12	25.0%
3PT%	1-3	33.3%
FT%	4-4	100%
3 rd FG%	3-12	25.0%
3PT%	0-2	0.0%
FT%	1-2	50%
4 th FG%	7-15	46.7%
3PT%	0-2	0.0%
FT%	11-13	84.6%
GM FG%	22-53	41.5%
3PT%	4-10	40.0%
FT%	18-21	85.7%

Dead Ball Rebounds: 3, 0

	VT	DU
Biggest lead	3 (3 rd 4:17)	12 (4 th 1:47)
Best Scoring Run	6 (2 nd 0:04)	10 (4 th 1:47)
Lead Changes	2	
Times Tied	1	
Time with Lead	03:30	34:45

Points from	VT	DU
Turnovers	18	17
Paint	16	22
Second Chance	2	6
Fast Breaks	5	3
Bench	7	20

	Period by Period Scoring				
	1st	2nd	3rd	4th	TOT
VT	17	15	8	15	55
DU	23	11	7	25	66





WOMEN'S BASKETBALL

2022-23 POSTGAME NOTES • GAME 20



NO. 12 VIRGINIA TECH
HOKIES (16-4, 6-4 ACC)

55 AT **66**

(18-2, 8-1 ACC) **NO. 16 DUKE**
BLUE DEVILS

CAMERON INDOOR STADIUM (2,207) • BLACKSBURG, VA • JAN. 26, 2023

GAME NOTES

- The Hokies won the opening tipoff of the game.
- Duke scored the game's first points on a jump shot by Reigan Richardson.
- D'asia Gregg & Ashley Owusu were the first players off the VT bench in the game.
- Virginia Tech is now 6-28 all-time against Duke. Tech is 4-24 in ACC play against the Blue Devils and 3-15 on the road in the series.
- The Hokies wore maroon uniforms for the fifth time this season. They are 3-2 in them.

HEAD COACH KENNY BROOKS

- Record moves to 140-73 at VT and 477-195 in his career.
- Is 4-4 against Duke.
- Career record in January moves to 111-60.
- Career record in the ACC is 54-56.
- Career record in ACC road games in 22-32.

VIRGINIA TECH TEAM NOTES

- Tech had one player score in double figures against the Blue Devils: Taylor Soule (19).
- The Hokies are 0-1 when one player scores in double figures this season.

THE HOKIES' STARTING FIVE

- G - Georgia Amoore
- G - Kayana Traylor
- G - Cayla King
- F - Taylor Soule
- C - Elizabeth Kitley

PLAYER NOTES

G GEORGIA AMOORE

- Scored seven points (2-12 FG, 1-9 3FG).
- Had one rebound in the game.

F D'ASIA GREGG

- Scored seven points (2-4 FG).
- Recorded two rebounds, two assists and two blocks.

F TAYLOR SOULE

- Led all scorers with 19 points in the game (6-11 FG, 6-8 FT).
- Collected four rebounds and two steals.

G KAYANA TRAYLOR

- Scored nine points (3-8 FG) and had one rebound and two assists.

G CAYLA KING

- Made all three of her shot attempts, scoring nine points.

C ELIZABETH KITLEY

- Limited to four points (1-9 FG) in the game.
- Secured 13 rebounds, a game high.
- Recorded the 1,000th rebound of her career in the game. She is the second woman in program history to accomplish the feat.

G ASHLEY OWUSU

- Played seven minutes and went 0-2 from the field.

G/F TAYLOR GEIMAN

- Recorded a steal in three minutes of action.
- Played in her 50th career game.



HOKIE STATISTICAL LEADERS (SINGLE GAME)

POINTS

Tonight 19, Taylor Soule
Season 33, Cayla King vs. Mount St. Mary's (11/7/22)

REBOUNDS

Tonight 13, Elizabeth Kitley
Season 20, Elizabeth Kitley vs. Notre Dame (12/18/22)

ASSISTS

Tonight 3, Elizabeth Kitley
Season 11, Georgia Amoore vs. Nebraska (12/1/22)

BLOCKS

Tonight 2, D'asia Gregg
Season 6, Elizabeth Kitley vs. Mount St. Mary's (11/7/22)

STEALS

Tonight 2, Taylor Soule
Season 4, Taylor Soule vs. Mount St. Mary's (11/7/22)

MINUTES

Tonight 39:09, Georgia Amoore
Season 40:00 (4x), last by Georgia Amoore at Miami (1/8/23)

FIELD GOALS MADE

Tonight 6, Taylor Soule
Season 12, Elizabeth Kitley vs. Wake Forest (1/22/23)

FIELD GOALS ATTEMPTED

Tonight 12, Georgia Amoore
Season 21, Elizabeth Kitley vs. Nebraska (12/1/22)

3-PT. FIELD GOALS MADE

Tonight 3, Cayla King
Season 9, Cayla King vs. Mount St. Mary's (11/7/22)

3-PT. FIELD GOALS ATTEMPTED

Tonight 9, Georgia Amoore
Season 16, Cayla King vs. Mount St. Mary's (11/7/22)

FREE THROWS MADE

Tonight 6, Taylor Soule
Season 9 (2x), last by Cayla King at Miami (1/8/23)

FREE THROWS ATTEMPTED

Tonight 8, Taylor Soule
Season 12, Kayana Traylor vs. Longwood (11/27/22)

CAREER GAMES STARTED

	Streak	22-23	Career	ACC
Georgia Amoore	68	20	76	43
Chloe Brooks	0	0	0	0
Charlise Dunn	0	0	0	0
Clara Ford ²	0	0	18	12
Taylor Geiman	0	0	0	0
D'Asia Gregg	0	1	1	1
Cayla King	20	20	72	43
Elizabeth Kitley	5	19	106	61
Ashley Owusu ³	0	7	82	0
Taylor Soule ²	76	19	121	64
Kayana Traylor ¹	13	13	93	16
Maddie Vesicky	0	0	0	0
Carleigh Wenzel	0	0	0	0

¹ includes games played for Purdue

² includes games played for Boston College

³ includes games played for Maryland



Virginia Tech Women's Basketball
Virginia Tech Combined Team Statistics (as of Jan 27, 2023)
Conference Games



RECORD:	OVERALL	HOME	AWAY	NEUTRAL
ALL GAMES	6-4	4-1	2-3	0-0
CONFERENCE	6-4	4-1	2-3	0-0
NON-CONFERENCE	0-0	0-0	0-0	0-0

##	Player	gp-gs	min	avg	Total		3-Point		F-Throw		Rebounds				pf	dq	a	to	blk	stl	pts	avg
					fg-fga	fg%	3fg-fga	3fg%	ft-fa	ft%	off	def	tot	avg								
33	Elizabeth Kitley	9-9	340	37.8	58-109	.532	0-0	.000	34-49	.694	26	79	105	11.7	23	1	15	25	14	6	150	16.7
5	Georgia Amooore	10-10	388	38.8	54-143	.378	33-96	.344	18-23	.783	1	21	22	2.2	23	0	42	25	0	4	159	15.9
13	Taylor Soule	10-10	298	29.8	47-98	.480	3-9	.333	27-37	.730	35	26	61	6.1	37	2	16	25	2	9	124	12.4
23	Kayana Traylor	10-10	307	30.7	29-79	.367	10-30	.333	24-33	.727	6	14	20	2.0	18	0	23	20	2	11	92	9.2
22	Cayla King	10-10	328	32.8	21-67	.313	20-61	.328	14-19	.737	13	22	35	3.5	33	0	16	9	3	8	76	7.6
11	D'asia Gregg	10-1	231	23.1	20-53	.377	6-22	.273	7-7	1.000	11	41	52	5.2	25	0	16	26	6	3	53	5.3
15	Ashley Owusu	3-0	43	14.3	3-16	.188	2-5	.400	1-2	.500	1	2	3	1.0	4	0	3	1	0	1	9	3.0
35	Taylor Geiman	8-0	61	7.6	2-4	.500	2-4	.500	0-0	.000	1	6	7	0.9	2	0	6	2	0	2	6	0.8
32	Clara Ford	3-0	4	1.3	1-1	1.000	0-0	.000	0-0	.000	0	0	0	0.0	1	0	0	0	0	0	2	0.7
10	Charlise Dunn	1-0	0	0.0	0-0	.000	0-0	.000	0-0	.000	0	0	0	0.0	0	0	0	0	0	0	0	0.0
	Total	10	2000		235-570	.412	76-227	.335	125-170	.735	110	234	344	34.4	166	3	137	140	27	44	671	67.1
	Opponent	10	2000		244-559	.436	42-140	.300	127-158	.804	89	237	326	32.6	187	2	97	128	39	66	657	65.7

TEAM STATISTICS

	VT	OPP	Date	Opponent	Score	Att.
SCORING	671	657	* 12/07/22	at Boston College	W 73-58	1112
Starters	611	531	* 12/18/22	(5) NOTRE DAME	L 52-63	4206
Bench	60	126	* 12/29/22	at Clemson	L 59-64	1517
Points per game	67.1	65.7	* 01/01/23	(13) NORTH CAROLINA	W 68-65	4186
Scoring margin	+1.4	-	* 01/05/23	VIRGINIA	W 74-66	2630
FIELD GOALS-ATT	235-570	244-559	* 01/08/23	at Miami	L 66-77	1639
Field goal pct	.412	.436	* 01/12/23	LOUISVILLE	W 81-79	2328
3 POINT FG-ATT	76-227	42-140	* 01/19/23	at Pitt	W 69-62	356
3-point FG pct	.335	.300	* 01/22/23	WAKE FOREST	W 74-57	3209
3-point FG made per game	7.6	4.2	* 01/26/23	at (16) Duke	L 55-66	2207
FREE THROWS-ATT	125-170	127-158				
Free throw pct	.735	.804				
F-Throws made per game	12.5	12.7				
REBOUNDS	344	326				
Rebounds per game	34.4	32.6				
Rebounding margin	+1.8	-				
ASSISTS	137	97				
Assists per game	13.7	9.7				
TURNOVERS	140	128				
Turnovers per game	14.0	12.8				
Turnover margin	-1.2	-				
Assist/turnover ratio	1.0	0.8				
STEALS	44	66				
Steals per game	4.4	6.6				
BLOCKS	27	39				
Blocks per game	2.7	3.9				
WINNING STREAK	0	-				
Home win streak	4	-				
ATTENDANCE	16,559	6,831				
Home games-Avg/Game	5-3,312	5-1,366				
Neutral site-Avg/Game	-	0-0				

* - Conference game

Score by Periods	1st	2nd	3rd	4th	Totals
Virginia Tech	169	166	173	163	671
Opponents	152	156	182	167	657



Virginia Tech Women's Basketball
Virginia Tech Combined Team Statistics (as of Jan 27, 2023)
All Games



RECORD:	OVERALL	HOME	AWAY	NEUTRAL
ALL GAMES	16-4	10-1	4-3	2-0
CONFERENCE	6-4	4-1	2-3	0-0
NON-CONFERENCE	10-0	6-0	2-0	2-0

##	Player	gp-gs	min	avg	Total		3-Point		F-Throw		Rebounds				pf	dq	a	to	blk	stl	pts	avg
					fg-fga	fg%	3fg-fga	3fg%	ft-fga	ft%	off	def	tot	avg								
33	Elizabeth Kitley	19-19	654	34.4	134-246	.545	1-4	.250	72-99	.727	55	157	212	11.2	42	1	32	42	37	13	341	17.9
5	Georgia Amooore	20-20	713	35.7	93-254	.366	54-172	.314	41-53	.774	5	50	55	2.8	42	1	105	50	0	14	281	14.1
13	Taylor Soule	20-20	564	28.2	94-180	.522	6-19	.316	55-73	.753	73	44	117	5.9	66	4	35	37	2	21	249	12.5
23	Kayana Traylor	19-13	567	29.8	68-164	.415	20-63	.317	61-80	.763	10	51	61	3.2	33	0	57	34	5	23	217	11.4
22	Cayla King	20-20	602	30.1	53-140	.379	48-126	.381	18-26	.692	18	43	61	3.1	55	0	27	15	9	16	172	8.6
15	Ashley Owusu	10-7	211	21.1	30-70	.429	8-15	.533	14-20	.700	10	12	22	2.2	14	0	14	15	1	4	82	8.2
11	D'asia Gregg	20-1	434	21.7	34-82	.415	13-37	.351	16-19	.842	20	80	100	5.0	43	0	25	44	9	6	97	4.9
10	Charlise Dunn	9-0	59	6.6	5-14	.357	2-11	.182	3-3	1.000	0	2	2	0.2	5	0	0	2	2	3	15	1.7
32	Clara Ford	10-0	52	5.2	4-7	.571	0-0	.000	2-2	1.000	6	10	16	1.6	5	0	0	3	1	0	10	1.0
14	Maddie Vejsicky	5-0	15	3.0	1-5	.200	1-4	.250	2-2	1.000	1	2	3	0.6	3	0	0	2	0	1	5	1.0
35	Taylor Geiman	18-0	129	7.2	3-12	.250	3-12	.250	0-0	.000	4	11	15	0.8	7	0	10	4	2	4	9	0.5
Total		20	4000		519-1174	.442	156-463	.337	284-377	.753	227	511	738	36.9	315	6	305	258	68	105	1478	73.9
Opponent		20	4000		428-1101	.389	86-312	.276	208-279	.746	179	449	628	31.4	418	12	183	312	64	115	1150	57.5

TEAM STATISTICS	VT	OPP	Date	Opponent	Score	Att.
SCORING	1478	1150	11/07/22	MOUNT ST. MARY'S	W 101-45	2104
Starters	1268	877	11/11/22	BUCKNELL	W 67-41	2268
Bench	210	273	11/14/22	USC UPSTATE	W 79-24	1486
Points per game	73.9	57.5	11/21/22	vs Kentucky	W 82-74	0
Scoring margin	+16.4	-	11/23/22	vs Missouri	W 73-57	0
FIELD GOALS-ATT	519-1174	428-1101	11/27/22	LONGWOOD	W 89-28	1913
Field goal pct	.442	.389	12/01/22	NEBRASKA	W 85-54	2651
3 POINT FG-ATT	156-463	86-312	12/04/22	at Tennessee	W 59-56	8507
3-point FG pct	.337	.276	* 12/07/22	at Boston College	W 73-58	1112
3-point FG made per game	7.8	4.3	12/11/22	UNC ASHEVILLE	W 86-48	2028
FREE THROWS-ATT	284-377	208-279	* 12/18/22	(5) NOTRE DAME	L 52-63	4206
Free throw pct	.753	.746	12/21/22	at High Point	W 86-66	1378
F-Throws made per game	14.2	10.4	* 12/29/22	at Clemson	L 59-64	1517
REBOUNDS	738	628	* 01/01/23	(13) NORTH CAROLINA	W 68-65	4186
Rebounds per game	36.9	31.4	* 01/05/23	VIRGINIA	W 74-66	2630
Rebounding margin	+5.5	-	* 01/08/23	at Miami	L 66-77	1639
ASSISTS	305	183	* 01/12/23	LOUISVILLE	W 81-79	2328
Assists per game	15.3	9.2	* 01/19/23	at Pitt	W 69-62	356
TURNOVERS	258	312	* 01/22/23	WAKE FOREST	W 74-57	3209
Turnovers per game	12.9	15.6	* 01/26/23	at (16) Duke	L 55-66	2207
Turnover margin	+2.7	-				
Assist/turnover ratio	1.2	0.6				
STEALS	105	115				
Steals per game	5.3	5.8				
BLOCKS	68	64				
Blocks per game	3.4	3.2				
WINNING STREAK	0	-				
Home win streak	4	-				
ATTENDANCE	29,009	16,716				
Home games-Avg/Game	11-2,637	7-2,388				
Neutral site-Avg/Game	-	2-0				

* - Conference game

Score by Periods	1st	2nd	3rd	4th	Totals
Virginia Tech	363	345	395	375	1478
Opponents	244	281	322	303	1150

VIRGINIA TECH IN THE NCAA RANKINGS

Statistic	National Rank	Conference Rank	Value	National Leader	Value	Conference Leader	Value
Assist/Turnover Ratio (350 ranked)	29	1	1.18	Colorado St.	1.77	Virginia Tech	1.18
Assists Per Game (350 ranked)	66	4	15.2	Drake	21.3	Notre Dame	17.8
Blocks Per Game (350 ranked)	127	13	3.4	South Carolina	9.8	Florida St.	6.7
Field Goal Percentage (350 ranked)	54	4	44.2	UConn	52.5	Notre Dame	47.1
Field Goal Percentage Defense (350 ranked)	121	10	38.9	South Carolina	28.7	Notre Dame	34.5
Fouls Per Game (350 ranked)	97	4	15.8	Murray St.	11.8	NC State	12.9
Free Throw Attempts Per Game (350 ranked)	88	5	18.85	LSU	25.60	Notre Dame	22.74
Free Throw Percentage (350 ranked)	56	5	75.3	Lehigh	80.7	Florida St.	77.3
Free Throws Made Per Game (350 ranked)	47	3	14.20	Western Ill.	18.33	Florida St.	17.35
Rebound Margin (350 ranked)	61	7	5.5	South Carolina	22.6	Notre Dame	12.2
Rebounds (Defensive) Per Game (350 ranked)	158	9	25.6	Drake	33.1	Notre Dame	31.4
Rebounds (Offensive) Per Game (350 ranked)	187	14	11.4	Troy	21.4	Virginia	15.2
Rebounds Per Game (349 ranked)	177	14	36.90	Troy	51.20	Notre Dame	45.00
Scoring Defense (350 ranked)	42	3	57.5	South Carolina	45.7	Duke	51.2
Scoring Margin (349 ranked)	22	4	16.4	South Carolina	37.2	Notre Dame	21.7
Scoring Offense (350 ranked)	52	7	73.9	LSU	88.2	Florida St.	84.1
Steals Per Game (350 ranked)	340	15	5.2	Niagara	15.1	Syracuse	10.6
Three Point Attempts Per Game (350 ranked)	66	2	23.2	FGCU	30.9	Florida St.	23.4
Three Point Percentage (350 ranked)	85	3	33.7	Gonzaga	40.6	Louisville	35.3
Three Point Percentage Defense (350 ranked)	40	5	27.6	South Carolina	22.1	Virginia	27.0
Three Pointers Per Game (350 ranked)	48	1	7.8	FGCU	11.2	Virginia Tech	7.8
Turnover Margin (350 ranked)	83	6	2.70	Niagara	9.56	North Carolina	4.25
Turnovers Forced Per Game (350 ranked)	224	13	15.60	Niagara	29.17	Boston College	20.04
Turnovers Per Game (350 ranked)	20	1	12.9	Colorado St.	8.6	Virginia Tech	12.9
Winning Percentage (349 ranked)	29	3	80.0	LSU	100.0	Duke	90.0
				South Carolina	100.0		

INDIVIDUALS IN THE NCAA RANKINGS


Statistic	National Rank	Conference Rank	Value	National Leader	Value	Conference Leader	Value
Assist/Turnover Ratio (350 ranked)	29	1	1.18	Colorado St.	1.77	Virginia Tech	1.18
Assists Per Game (350 ranked)	66	4	15.2	Drake	21.3	Notre Dame	17.8
Blocks Per Game (350 ranked)	127	13	3.4	South Carolina	9.8	Florida St.	6.7
Field Goal Percentage (350 ranked)	54	4	44.2	UConn	52.5	Notre Dame	47.1
Field Goal Percentage Defense (350 ranked)	121	10	38.9	South Carolina	28.7	Notre Dame	34.5
Fouls Per Game (350 ranked)	97	4	15.8	Murray St.	11.8	NC State	12.9
Free Throw Attempts Per Game (350 ranked)	88	5	18.85	LSU	25.60	Notre Dame	22.74
Free Throw Percentage (350 ranked)	56	5	75.3	Lehigh	80.7	Florida St.	77.3
Free Throws Made Per Game (350 ranked)	47	3	14.20	Western Ill.	18.33	Florida St.	17.35
Rebound Margin (350 ranked)	61	7	5.5	South Carolina	22.6	Notre Dame	12.2
Rebounds (Defensive) Per Game (350 ranked)	158	9	25.6	Drake	33.1	Notre Dame	31.4
Rebounds (Offensive) Per Game (350 ranked)	187	14	11.4	Troy	21.4	Virginia	15.2
Rebounds Per Game (349 ranked)	177	14	36.90	Troy	51.20	Notre Dame	45.00
Scoring Defense (350 ranked)	42	3	57.5	South Carolina	45.7	Duke	51.2
Scoring Margin (349 ranked)	22	4	16.4	South Carolina	37.2	Notre Dame	21.7
Scoring Offense (350 ranked)	52	7	73.9	LSU	88.2	Florida St.	84.1
Steals Per Game (350 ranked)	340	15	5.2	Niagara	15.1	Syracuse	10.6
Three Point Attempts Per Game (350 ranked)	66	2	23.2	FGCU	30.9	Florida St.	23.4
Three Point Percentage (350 ranked)	85	3	33.7	Gonzaga	40.6	Louisville	35.3
Three Point Percentage Defense (350 ranked)	40	5	27.6	South Carolina	22.1	Virginia	27.0
Three Pointers Per Game (350 ranked)	48	1	7.8	FGCU	11.2	Virginia Tech	7.8
Turnover Margin (350 ranked)	83	6	2.70	Niagara	9.56	North Carolina	4.25
Turnovers Forced Per Game (350 ranked)	224	13	15.60	Niagara	29.17	Boston College	20.04
Turnovers Per Game (350 ranked)	20	1	12.9	Colorado St.	8.6	Virginia Tech	12.9
Winning Percentage (349 ranked)	29	3	80.0	LSU	100.0	Duke	90.0
				South Carolina	100.0		

CARLEIGH WENZEL

FRESHMAN 6-FOOT-0 GUARD

San Antonio, Texas (Antonian College Prep) • Major is sports media and analytics

#1



SEASON/CAREER BESTS

POINTS

Season -
Career -

REBOUNDS

Season -
Career -

ASSISTS

Season -
Career -

BLOCKS

Season -
Career -

STEALS

Season -
Career -

MINUTES

Season -
Career -

FIELD GOALS MADE

Season -
Career -

FIELD GOALS ATTEMPTED

Season -
Career -

3-PT. FIELD GOALS MADE

Season -
Career -

3-PT. FIELD GOALS ATTEMPTED

Season -
Career -

FREE THROWS MADE

Season -
Career -

FREE THROWS ATTEMPTED

Season -
Career -

PRIOR TO TECH

- In her prep career at O'Connor High School she played for two seasons scoring over 1,000 points with a career-high 37 in the first round of the playoff her sophomore season. Wenzel was named the Express News Newcomer of the Year her freshman season and the team's Offensive MVP the following season. With Antonian, Wenzel reached the 1,500-point plateau and earned a plethora of accolades
- She is a four star, 94-rated talent according to ESPN HoopGurlz. The 44th-highest rated player in the class of 2022, Wenzel is the tenth-highest rated guard.

QUOTING COACH BROOKS

- Carleigh is an elite shooter that plays with a confident flair. She can shoot the ball in a variety of ways and has outstanding range. She played a significant role on one of the best AAU teams I saw this summer. I can't wait to see the impact she makes on our program.

WENZEL TO EARN REDSHIRT

- Kenny Brooks announced on Nov. 7, 2022 that Wenzel would redshirt during her freshman season.

2022-23 GAME-BY-GAME STATS

OPPONENT	DATE	GP	GS	MIN	FG-FGA	PCT	3FG-FGA	PCT	FT-FTA	PCT	OFF	DEF	TOT	A	T/O	BLK	STL	PTS	
Mount St. Mary's	Nov. 7	DNP																	
Bucknell	Nov. 11	DNP																	
USC Upstate	Nov. 14	DNP																	
vs. Kentucky	Nov. 21	DNP																	
vs. Missouri	Nov. 23	DNP																	
Longwood	Nov. 27	DNP																	
Nebraska	Dec. 1	DNP																	
at Tennessee	Dec. 4	DNP																	
at Boston College*	Dec. 7	DNP																	
UNC Asheville	Dec. 11	DNP																	
Notre Dame*	Dec. 18	DNP																	
at High Point	Dec. 21	DNP																	
at Clemson*	Dec. 29	DNP																	
North Carolina*	Jan. 1	DNP																	
Virginia*	Jan. 5	DNP																	
at Miami*	Jan. 8	DNP																	
Louisville*	Jan. 12	DNP																	
at Pitt*	Jan. 19	DNP																	
Wake Forest*	Jan. 22	DNP																	
at Duke*	Jan. 26	DNP																	
at Virginia*	Jan. 29																		
Syracuse*	Feb. 2																		
at NC State*	Feb. 6																		
Florida State*	Feb. 12																		
Duke*	Feb. 16																		
NC State*	Feb. 19																		
at North Carolina*	Feb. 23																		
at Georgia Tech*	Feb. 26																		

PRODUCTION TRACKER

	This Season	Career
Scored 10+ Points	0	0
Scored 20+ Points	0	0
Scored 30+ Points	0	0
Led Tech in Scoring	0	0
Made 5+ 3FGs	0	0
Led Tech in 3FGM	0	0
Shot over 40% on 3FG	0	0
Had a Double-Double	0	0
Had 5+ Assists	0	0
Had Multiple Steals	0	0



CAREER STATS

	GP-GS	MIN	AVG	FG-FGA	FG%	3FG-FGA	3FG%	FT-FTA	FT%	OFF-DEF-TOT	AVG	AST	AVG	TO	BLK	STL	PTS	AVG
2022-23	0-0	0	0.0	0-0	.000	0-0	.000	0-0	.000	0-0-0	0.0	0	0.0	0	0	0	0	0.0
TOTAL	0-0	0	0.0	0-0	.000	0-0	.000	0-0	.000	0-0-0	0.0	0	0.0	0	0	0	0	0.0

CHLOE BROOKS

R-SENIOR 5-FOOT-10 GUARD

Harrisonburg, VA (Spotswood) • Program of study is a Master's of public health

#3



SEASON/CAREER BESTS

POINTS

Season -
Career 3, vs. Miami (2/2/20)

REBOUNDS

Season -
Career 3, vs. Gardner-Webb (12/6/20)

ASSISTS

Season -
Career 3, vs. Richmond (11/25/20)

BLOCKS

Season -
Career 1 (2x), last vs. G-Webb (12/6/20)

STEALS

Season -
Career Never

MINUTES

Season -
Career 10, vs. Gardner-Webb (12/6/20)

FIELD GOALS MADE

Season -
Career 1, vs. Miami (2/2/20)

FIELD GOALS ATTEMPTED

Season -
Career 2, vs. Richmond (11/25/20)

3-PT. FIELD GOALS MADE

Season -
Career 1, vs. Miami (2/2/20)

3-PT. FIELD GOALS ATTEMPTED

Season -
Career 2, vs. Richmond (11/25/20)

FREE THROWS MADE

Season -
Career Never

FREE THROWS ATTEMPTED

Season -
Career Never

2021-22 (R-JUNIOR)

- Did not feature on the court for the Hokies.

2020-21 (R-SOPHOMORE)

- Appeared in seven games, playing a career-high 10 minutes in the Hokies' victory over Gardner-Webb where she pulled down three rebounds.
- Brooks had three assists in Tech's win over Richmond.

2020-21 (R-FRESHMAN)

- Made her first career appearance in a contest vs. Wichita State at the Coqui Classic in Puerto Rico.
- Knocked down her only shot attempt, a 3-pointer in transition in the win over Miami.

2020-21 (FRESHMAN)

- Sat out due to injury and earned a medical redshirt.

PERSONAL

- Born on April 15, she is the second daughter of Kenny and Chrissy Brooks. She has three siblings, including Kendyl, a former guard on the Virginia Tech women's basketball team.
- Her uncle Cory Alexander played basketball at the University of Virginia before playing in the NBA and her father Kenny played hoops at James Madison.
- Brooks earned her degree in human development in December of 2021.

2022-23 GAME-BY-GAME STATS

OPPONENT	DATE	GP	GS	MIN	FG-FGA	PCT	3FG-FGA	PCT	FT-FTA	PCT	OFF	DEF	TOT	A	T/O	BLK	STL	PTS	
Mount St. Mary's	Nov. 7	DNP																	
Bucknell	Nov. 11	DNP																	
USC Upstate	Nov. 14	DNP																	
vs. Kentucky	Nov. 21	DNP																	
vs. Missouri	Nov. 23	DNP																	
Longwood	Nov. 27	DNP																	
Nebraska	Dec. 1	DNP																	
at Tennessee	Dec. 4	DNP																	
at Boston College*	Dec. 7	DNP																	
UNC Asheville	Dec. 11	DNP																	
Notre Dame*	Dec. 18	DNP																	
at High Point	Dec. 21	DNP																	
at Clemson*	Dec. 29	DNP																	
North Carolina*	Jan. 1	DNP																	
Virginia*	Jan. 5	DNP																	
at Miami*	Jan. 8	DNP																	
Louisville*	Jan. 12	DNP																	
at Pitt*	Jan. 19	DNP																	
Wake Forest*	Jan. 22	DNP																	
at Duke*	Jan. 26	DNP																	
at Virginia*	Jan. 29																		
Syracuse*	Feb. 2																		
at NC State*	Feb. 6																		
Florida State*	Feb. 12																		
Duke*	Feb. 16																		
NC State*	Feb. 19																		
at North Carolina*	Feb. 23																		
at Georgia Tech*	Feb. 26																		

PRODUCTION TRACKER

	This Season	Career
Scored 10+ Points	-	0
Scored 20+ Points	-	0
Scored 30+ Points	-	0
Led Tech in Scoring	-	0
Made 5+ 3FGs	-	0
Led Tech in 3FGM	-	0
Shot over 40% on 3FG	-	1
Had a Double-Double	-	0
Had 5+ Assists	-	0
Had Multiple Steals	-	0



CAREER STATS

	GP-GS	MIN	AVG	FG-FGA	FG%	3FG-FGA	3FG%	FT-FTA	FT%	OFF-DEF-TOT	AVG	AST	AVG	TO	BLK	STL	PTS	AVG
2018-19	0-0	0.0	0.0	0-0	.000	0-0	.000	0-0	.000	0-0-0	0.0	0	0.0	0	0	0	0	0.0
2019-20	4-0	12	3.0	1-1	1.000	1-1	1.000	0-0	.000	0-1-1	0.3	1	0.3	1	0	0	3	0.8
2020-21	7-0	35	5.0	0-5	.000	0-5	.000	0-0	.000	1-3-4	0.6	4	0.6	3	2	0	0	0.0
2021-22	0-0	0	0.0	0-0	.000	0-0	.000	0-0	.000	0-0-0	0.0	0	0.0	0	0	0	0	0.0
TOTAL	11-0	47	4.3	1-6	.167	1-6	.167	0-0	.000	1-4-5	0.5	5	0.5	4	2	0	3	0.3



SEASON/CAREER BESTS

POINTS

Season 24 (2x), last vs. UNC (1/1/23)
 Career 24 (2x), last vs. UNC (1/1/23)

REBOUNDS

Season 10, vs. Nebraska (12/1/22)
 Career 10, vs. Nebraska (12/1/22)

ASSISTS

Season 11, vs. Nebraska (12/1/22)
 Career 11, vs. Nebraska (12/1/22)

BLOCKS

Season -
 Career 2, vs. North Carolina (1/31/21)

STEALS

Season 3, vs. USC Upstate (11/14/22)
 Career 4, at Miami (2/11/21)

MINUTES

Season 40 (2x), last vs. UNC (1/1/23)
 Career 45, vs. UNC (3/4/22)

FIELD GOALS MADE

Season 8, vs. Nebraska (12/1/22)
 Career 9, at Notre Dame (12/17/20)

FIELD GOALS ATTEMPTED

Season 20, vs. Notre Dame (12/18/22)
 Career 20, vs. Notre Dame (12/18/22)

3-PT. FIELD GOALS MADE

Season 6, vs. UNC (1/1/23)
 Career 6, vs. UNC (1/1/23)

3-PT. FIELD GOALS ATTEMPTED

Season 14, vs. UNC (1/1/23)
 Career 14, vs. UNC (1/1/23)

FREE THROWS MADE

Season 4 (7x), last vs. UNC (1/1/23)
 Career 6, vs. UNC (3/4/22)

FREE THROWS ATTEMPTED

Season 6, vs. Nebraska (12/1/22)
 Career 6 (3x), last vs. Nebraska (12/1/22)

CAREER HONORS

- Ranks sixth at VT in 3FG (181)
- Ranks ninth at VT in total assists (365)
- Ranks first at VT in assists in ACC play (196)
- Recorded the program's first triple-double on Dec. 1, 2022 vs. Nebraska. She finished with 24 points, 10 rebounds and 11 assists, career highs in each category.
- Had her first career double-double on Dec. 11, 2022 vs. UNC Asheville.
- First Team ACC All-Tournament Team (the program's first ever First Teamer at the competition)
- 2022 Honorable Mention All-ACC
- ACC Co-Player of the Week Feb. 14, 2022
- 2021 ACC All-Freshman Team
- Two-time ACC All-Academic Team

2022-23 GAME-BY-GAME STATS

OPPONENT	DATE	GP	GS	MIN	FG-FGA	PCT	3FG-FGA	PCT	FT-FTA	PCT	OFF	DEF	TOT	A	T/O	BLK	STL	PTS
Mount St. Mary's	Nov. 7	Y	Y	32:03	4-7	.571	2-3	.666	1-2	.500	1	5	6	9	5	0	0	11
Bucknell	Nov. 11	Y	Y	26:43	3-10	.300	2-7	.286	3-4	.750	0	2	4	2	0	1	11	
USC Upstate	Nov. 14	Y	Y	25:01	5-14	.357	1-8	.125	0-0	.000	1	1	2	4	0	0	3	11
vs. Kentucky	Nov. 21	Y	Y	37:22	4-11	.363	2-6	.333	4-5	.800	0	1	1	4	4	0	1	14
vs. Missouri	Nov. 23	Y	Y	38:28	4-12	.333	3-8	.375	4-4	1.000	0	3	3	6	1	0	0	15
Longwood	Nov. 27	Y	Y	29:05	2-8	.250	2-7	.285	1-2	.500	0	2	2	7	3	0	1	7
Nebraska	Dec. 1	Y	Y	39:40	8-15	.530	4-10	.400	4-6	.666	2	8	10	11	1	0	0	24
at Tennessee	Dec. 4	Y	Y	35:18	2-14	.142	2-12	.166	4-5	.800	0	4	4	7	6	0	1	10
at Boston College*	Dec. 7	Y	Y	40:00	2-5	.400	0-1	.000	4-4	1.000	0	1	1	5	1	0	0	8
UNC Asheville	Dec. 11	Y	Y	31:04	4-11	.363	2-9	.222	0-0	.000	0	3	3	10	3	0	2	10
Notre Dame*	Dec. 18	Y	Y	35:29	8-20	.400	4-11	.363	0-0	.000	1	1	2	4	3	0	0	20
at High Point	Dec. 21	Y	Y	30:45	3-9	.333	1-6	.166	2-2	1.000	0	0	0	1	0	0	1	9
at Clemson*	Dec. 29	Y	Y	39:32	5-12	.416	3-11	.272	1-2	.500	0	2	2	3	2	0	1	14
North Carolina*	Jan. 1	Y	Y	40:00	7-17	.411	6-14	.428	4-5	.800	0	2	2	6	7	0	0	24
Virginia*	Jan. 5	Y	Y	38:47	8-17	.470	4-10	.400	4-4	1.000	0	4	4	1	1	0	0	22
at Miami*	Jan. 8	Y	Y	40:00	5-15	.333	3-11	.272	0-0	.000	0	3	3	6	1	0	0	13
Louisville*	Jan. 12	Y	Y	37:52	5-15	.333	2-8	.250	1-2	.500	0	3	3	8	2	0	0	13
at Pitt*	Jan. 19	Y	Y	37:45	7-17	.411	5-11	.454	2-2	1.000	0	1	1	3	2	0	0	21
Wake Forest*	Jan. 22	Y	Y	38:20	6-13	.461	5-10	.500	0-0	.000	0	3	3	6	2	0	1	17
at Duke*	Jan. 26	Y	Y	39:09	2-12	.166	1-9	.111	2-4	.500	0	1	1	0	4	0	0	7
at Virginia*	Jan. 29																	
Syracuse*	Feb. 2																	
at NC State*	Feb. 6																	
Florida State*	Feb. 12																	
Duke*	Feb. 16																	
NC State*	Feb. 19																	
at North Carolina*	Feb. 23																	
at Georgia Tech*	Feb. 26																	

PRODUCTION TRACKER

	This Season	Career
Scored 10+ Points	16	46
Scored 20+ Points	5	12
Scored 30+ Points	0	0
Led Tech in Scoring	5	14
Made 5+ 3FGs	3	8
Led Tech in 3FGM	10	27
Shot over 40% on 3FG	6	38
Had a Double-Double	1	1
Had 5+ Assists	11	41
Had Multiple Steals	3	16



CAREER STATS

	GP-GS	MIN	AVG	FG-FGA	FG%	3FG-FGA	3FG%	FT-FTA	FT%	OFF-DEF-TOT	AVG	AST	AVG	TO	BLK	STL	PTS	AVG
2020-21	25-23	788	31.5	102-262	.389	57-144	.396	34-41	.829	8-52-60	2.4	115	4.6	75	4	20	295	11.8
2021-22	33-33	1095	33.2	129-320	.403	70-175	.400	40-50	.800	4-75-79	2.3	145	4.4	76	1	32	368	11.1
2022-23	20-20	713	35.4	93-254	.366	54-172	.314	41-53	.774	5-50-55	2.8	105	5.3	50	0	14	281	14.1
TOTAL	78-76	2596	33.2	324-836	.388	181-491	.369	115-144	.799	17-177-194	2.5	365	4.7	201	5	66	944	12.1

CHARLISE DUNN



SEASON/CAREER BESTS

POINTS

Season 5, vs. Mount St. Mary's (11/7/22)
Career same

REBOUNDS

Season 1, vs. Mount St. Mary's (11/7/22)
Career same

ASSISTS

Season -
Career same

BLOCKS

Season 1 (2x), last vs. UNCA (12/11/22)
Career same

STEALS

Season 1 (3x), last vs. UNCA (12/11/22)
Career same

MINUTES

Season 15, vs. USC Upstate (11/14/22)
Career same

FIELD GOALS MADE

Season 1 (5x), last vs. Nebraska (12/1/22)
Career same

FIELD GOALS ATTEMPTED

Season 3 (2x), last vs. Nebraska (12/1/22)
Career same

3-PT. FIELD GOALS MADE

Season 1 (2x), last vs. USC Upstate (11/14/22)
Career same

3-PT. FIELD GOALS ATTEMPTED

Season 2 (4x), last vs. UNCA (12/11/22)
Career same

FREE THROWS MADE

Season 2, vs. Mount St. Mary's (11/7/22)
Career same

FREE THROWS ATTEMPTED

Season 2, vs. Mount St. Mary's (11/7/22)
Career same

CAREER STATS

	GP-GS	MIN	AVG	FG-FGA	FG%	3FG-FGA	3FG%	FT-FTA	FT%	OFF-DEF-TOT	AVG	AST	AVG	TO	BLK	STL	PTS	AVG
2022-23	9-0	59	6.5	5-14	.357	2-11	.182	3-3	1.000	0-2-2	0.3	0	0.0	2	2	3	15	1.7
TOTAL	9-0	59	6.5	5-14	.357	2-11	.182	3-3	1.000	0-2-2	0.3	0	0.0	2	2	3	15	1.7

FRESHMAN 6-FOOT-2 GUARD

Victoria, Australia (Lake Ginninderra) • Major is human nutrition, foods and exercise

#10

NICKNAME

- Known around the program as "Charli" or "Chuck"

2021-22 (GRAYSHIRT)

- Enrolled at VT in January of 2022 and practiced with the team.

PRIOR TO TECH

- Dunn helped the U-15 Australian Sapphires in the Oceania qualifiers win gold as she was named tournament MVP. In 2019 Dunn suited up for the U-17 Australian Gems in Oceania qualifiers as the team took home the gold. She also earned calls up to the U-16 and U-17 teams in 2020 for both the Asia qualifiers and World Cup that were

not contested due to COVID-19. Most recently Dunn and the U-19 Australia Gems won silver at the World Cup in 2021. She is the ninth-ranked international player in the class according to World Wide Hoops.

QUOTING COACH BROOKS

- Charlise is a special player because of her ability to play multiple positions. At her size, her ability to pass the ball and score in a variety of ways will cause many mismatches. Charlise is a very experienced player and has competed at the highest level as a member of several Australian national teams. I am excited to add another Aussie to the group!

2022-23 GAME-BY-GAME STATS

OPPONENT	DATE	GP	GS	MIN	FG-FGA	PCT	3FG-FGA	PCT	FT-FTA	PCT	OFF	DEF	TOT	A	T/O	BLK	STL	PTS	
Mount St. Mary's	Nov. 7	Y	N	8:27	1-2	.500	1-2	.500	2-2	1.000	0	1	1	0	0	0	0	5	
Bucknell	Nov. 11	Y	N	4:33	1-3	.333	0-2	.000	0-0	.000	0	0	0	0	0	0	0	2	
USC Upstate	Nov. 14	Y	N	14:19	1-2	.500	1-2	.500	0-0	.000	0	0	0	0	2	0	1	3	
vs. Kentucky	Nov. 21	DNP																	
vs. Missouri	Nov. 23	DNP																	
Longwood	Nov. 27	Y	N	8:41	1-1	1.000	0-0	.000	0-0	.000	0	1	1	0	0	1	0	2	
Nebraska	Dec. 1	Y	N	8:20	1-3	.333	0-2	.000	1-1	1.000	0	0	0	0	0	0	1	3	
at Tennessee	Dec. 4	Y	N	1:05	0-1	.000	0-1	.000	0-0	.000	0	0	0	0	0	0	0	0	
at Boston College*	Dec. 7	Y	N	0:14	0-0	.000	0-1	.000	0-0	.000	0	0	0	0	0	0	0	0	
UNC Asheville	Dec. 11	Y	N	12:21	0-2	.000	0-2	.000	0-0	.000	0	0	0	0	0	1	1	0	
Notre Dame*	Dec. 18	DNP																	
at High Point	Dec. 21	Y	N	0:42	0-0	.000	0-0	.000	0-0	.000	0	0	0	0	0	0	0	0	
at Clemson*	Dec. 29	DNP																	
North Carolina*	Jan. 1	DNP																	
Virginia*	Jan. 5	DNP																	
at Miami*	Jan. 8	DNP																	
Louisville*	Jan. 12	DNP																	
at Pitt*	Jan. 19	DNP																	
Wake Forest*	Jan. 22	DNP																	
at Duke*	Jan. 26	DNP																	
at Virginia*	Jan. 29	DNP																	
Syracuse*	Feb. 2	DNP																	
at NC State*	Feb. 6	DNP																	
Florida State*	Feb. 12	DNP																	
Duke*	Feb. 16	DNP																	
NC State*	Feb. 19	DNP																	
at North Carolina*	Feb. 23	DNP																	
at Georgia Tech*	Feb. 26	DNP																	

PRODUCTION TRACKER

	This Season	Career
Scored 10+ Points	0	0
Scored 20+ Points	0	0
Scored 30+ Points	0	0
Led Tech in Scoring	0	0
Made 5+ 3FGs	0	0
Led Tech in 3FGM	0	0
Shot over 40% on 3FG	2	2
Had a Double-Double	0	0
Had 5+ Assists	0	0
Had Multiple Steals	0	0



D'ASIA GREGG

R-SENIOR 6-FOOT-2 FORWARD

Florence, SC (Wilson High/Georgia Tech/Gulf Coast State) • Majoring in public health

#11



SEASON/VT CAREER BESTS

POINTS

Season 11, vs. UNC (1/1/23)
Career 13, vs. Miami (3/4/21)

REBOUNDS

Season 10 (2x), last vs. UVA (1/5/23)
Career 12, at Syracuse (2/17/22)

ASSISTS

Season 5, at Boston College (12/7/22)
Career 5, at Boston College (12/7/22)

BLOCKS

Season 1 (4x), last vs. UNC (1/1/23)
Career 1 (5x), last vs. UNC (1/1/23)

STEALS

Season 1 (3x), last at Tennessee (12/4/22)
Career 1 (4x), last at Tennessee (12/4/22)

MINUTES

Season 33:03, vs. Virginia (1/5/23)
Career 33:03, vs. Virginia (1/5/23)

FIELD GOALS MADE

Season 4 (2x), last vs. UVA (1/5/22)
Career 4, vs. UNC Asheville (12/11/22)

FIELD GOALS ATTEMPTED

Season 12, vs. UVA (1/5/23)
Career 12, vs. UVA (1/5/23)

3-PT. FIELD GOALS MADE

Season 2 (3x), last vs. UNC (1/1/23)
Career 2 (2x), last vs. UNC (1/1/23)

3-PT. FIELD GOALS ATTEMPTED

Season 6, vs. UNC (1/1/23)
Career 6, vs. UNC (1/1/23)

FREE THROWS MADE

Season 4, at Tennessee (12/4/22)
Career 6, vs. Miami (3/4/21)

FREE THROWS ATTEMPTED

Season 6, at Tennessee (12/4/22)
Career 7, vs. Miami (3/4/21)

NICKNAME

- Known around the program as "D Mo"

2021-22 (SENIOR)

- Played in 32 contests, coming off the bench in each game.
- Scored a season-high 10 points in OT win vs. UNC at the ACC Tournament.
- Led VT in rebounds four times, including each of last three games of the season.

2020-21 (JUNIOR)

- Gregg played in 17 contests, contributing 3.4 points and 3.6 rebounds.

- Recorded a double-double with season-high totals in points (13) and rebounds (10) in the Hokies' win at Miami.

PRIOR TO TECH

- Gregg spent a season at Georgia Tech averaging 2.5 points and 1.2 rebounds before transferring to Gulf Coast State where she helped the Commodores to a top 10 ranking and a bye in the NJCAA Division I Women's National Championship.
- In 2019-20 she averaged 15.3 points per game while shooting 47% from the field and 6.1 rebounds per contest.

2022-23 GAME-BY-GAME STATS

OPPONENT	DATE	GP	GS	MIN	FG-FGA	PCT	3FG-FGA	PCT	FT-FTA	PCT	OFF	DEF	TOT	A	T/O	BLK	STL	PTS
Mount St. Mary's	Nov. 7	Y	N	17:37	0-0	.000	0-0	.000	0-0	.000	0	3	3	0	1	0	0	0
Bucknell	Nov. 11	Y	N	14:37	0-0	.000	0-0	.000	0-0	.000	1	4	5	0	0	0	1	0
USC Upstate	Nov. 14	Y	N	19:16	0-3	.000	0-2	.000	2-2	1.000	2	2	4	0	1	0	1	2
vs. Kentucky	Nov. 21	Y	N	10:18	0-0	.000	0-0	.000	0-0	.000	1	2	3	0	4	0	0	0
vs. Missouri	Nov. 23	Y	N	20:49	3-4	.750	1-2	.500	1-2	.500	1	3	4	0	1	0	0	8
Longwood	Nov. 27	Y	N	20:37	2-3	.666	1-1	1.000	0-0	.000	1	5	6	1	0	1	0	5
Nebraska	Dec. 1	Y	N	32:09	1-4	.250	1-2	.500	2-2	1.000	0	7	7	3	3	1	0	5
at Tennessee	Dec. 4	Y	N	19:56	2-4	.500	2-4	.500	4-6	.666	1	3	4	1	2	0	1	10
at Boston College*	Dec. 7	Y	N	25:55	2-5	.400	0-2	.000	0-0	.000	2	5	7	5	3	1	0	4
UNC Asheville	Dec. 11	Y	N	24:08	4-6	.666	2-3	.666	0-0	.000	1	6	7	2	1	0	0	10
Notre Dame*	Dec. 18	Y	N	20:56	1-6	.166	0-3	.000	0-0	.000	1	4	5	1	2	0	0	2
at High Point	Dec. 21	Y	N	22:42	2-5	.400	0-1	.000	0-0	.000	1	4	5	2	5	1	0	4
at Clemson*	Dec. 29	Y	N	21:00	2-5	.400	1-1	1.000	0-0	.000	0	3	3	0	4	0	0	5
North Carolina*	Jan. 1	Y	N	33:00	3-9	.333	2-6	.333	3-3	1.000	2	8	10	2	1	1	0	11
Virginia*	Jan. 5	Y	Y	33:03	4-12	.333	0-3	.000	2-2	1.000	1	9	10	1	6	1	2	10
at Miami*	Jan. 8	Y	N	22:42	3-6	.500	2-4	.500	0-0	.000	0	6	6	2	0	1	1	8
Louisville*	Jan. 12	Y	N	22:34	1-3	.333	0-1	.000	0-0	.000	1	0	1	1	4	0	0	2
at Pitt*	Jan. 19	Y	N	11:02	1-1	1.000	0-0	.000	0-0	.000	1	3	4	1	2	0	0	2
Wake Forest*	Jan. 22	Y	N	15:21	1-2	.500	0-0	.000	0-0	.000	3	1	4	1	0	0	0	2
at Duke*	Jan. 26	Y	N	26:10	2-4	.500	1-2	.500	2-2	1.000	0	2	2	2	4	0	2	7
at Virginia*	Jan. 29																	
Syracuse*	Feb. 2																	
at NC State*	Feb. 6																	
Florida State*	Feb. 12																	
Duke*	Feb. 16																	
NC State*	Feb. 19																	
at North Carolina*	Feb. 23																	
at Georgia Tech*	Feb. 26																	

PRODUCTION TRACKER

	This Season	VT Career
Scored 10+ Points	4	6
Scored 20+ Points	0	0
Scored 30+ Points	0	0
Led Tech in Scoring	0	0
Had 10+ Rebounds	2	5
Led Tech in Rebounds	2	7
Had a Double-Double	2	3
Had 5+ Assists	1	1
Had Multiple Steals	1	1
Had Multiple Blocks	1	2



CAREER STATS

	GP-GS	MIN	AVG	FG-FGA	FG%	3FG-FGA	3FG%	FT-FTA	FT%	OFF-DEF-TOT	AVG	AST	AVG	TO	BLK	STL	PTS	AVG
2018-19	22-0	151	6.8	18-56	.321	7-24	.291	11-16	.687	14-13-27	1.2	7	0.3	16	0	5	54	2.4
2020-21	17-0	274	16.1	16-49	.327	7-27	.259	18-22	.818	14-47-61	3.6	15	0.8	13	1	1	57	3.4
2021-22	32-0	467	14.5	31-75	.413	5-23	.217	27-34	.794	23-101-124	3.8	24	0.7	32	5	5	94	2.9
2022-23	20-1	434	21.4	34-82	.414	13-37	.351	16-19	.842	20-80-100	5.0	25	1.2	44	9	6	98	4.8
TOTAL	91-1	1324	14.4	99-262	.378	32-111	.288	72-91	.791	71-241-312	3.4	71	0.7	105	15	17	302	3.3

TAYLOR SOULE

GRADUATE 5-FOOT-11 FORWARD

West Lebanon, New Hampshire (Kimball Union Academy/Boston College)

#13



SEASON/CAREER BESTS

POINTS	Season 24 (2x), last vs. Louisville (1/12/23)
	Career 33, Quinnipiac (3/21/22)
REBOUNDS	Season 7 (3x), last at HPU (12/21/22)
	Career 16 (2x), last vs. Quin (3/21/22)
ASSISTS	Season 5, vs. Wake Forest (1/22/23)
	Career 6, at Syracuse (2/27/22)
BLOCKS	Season 1 (2x), last vs. UNC (1/1/23)
	Career 4, vs. Delaware St. (12/20/19)
STEALS	Season 4, vs. Mount St. Mary's (11/7/22)
	Career 5 (2x), last vs. Pitt (2/15/22)
MINUTES	Season 37, at Tennessee (12/4/22)
	Career 43, vs. NC State (2/10/22)
FIELD GOALS MADE	Season 11, at High Point (12/21/22)
	Career 14, vs. Quinnipiac (3/21/22)
FIELD GOALS ATTEMPTED	Season 18, at High Point (12/21/22)
	Career 21, vs. Pitt (2/25/21)
3-PT. FIELD GOALS MADE	Season 2, vs. Nebraska (12/1/22)
	Career same
3-PT. FIELD GOALS ATTEMPTED	Season 2 (3x), last vs. UNCA (12/11/22)
	Career 2 (4x), last vs. UNCA (12/11/22)
FREE THROWS MADE	Season 6 (3x), last vs. Louisville (1/12/23)
	Career 13, vs. UMass (11/29/20)
FREE THROWS ATTEMPTED	Season 9, vs. Louisville (1/12/23)
	Career 16 (2x), last vs. UMass (11/29/20)

PRIOR TO TECH

- Soule competed for the past four seasons at Boston College where she recorded 1,500 points and earned All-ACC honors in each of the past three years, including a Second Team nod in 2021-22 after averaging 16 points and 5.5 rebounds in 32 minutes of action per contest for the Eagles.
- In 2021-22, Soule led BC to a 21-12 record (10-8 in ACC) as they reached the Round of 16 in the WNIT. She scored in double figures in 30 games, posted 20 points or more nine times and dropped a career-high 33 in the penultimate game of the season vs Quinnipiac.

- For her 123-game career, Soule averages 13.4 points, 5.9 rebounds and shoots .504 from the field. The West Lebanon, New Hampshire native owns 17 career double-doubles and has started in 102 games.

CAREER HONORS (BOSTON COLLEGE)

- Three-time All-ACC Third Team.
- 2020 ACC Most Improved Player.

PERSONAL

- Born on Jan. 5, she is the daughter of Kate Soule and John McDermott.
- Earned a degree in communications from BC.

2022-23 GAME-BY-GAME STATS

OPPONENT	DATE	GP	GS	MIN	FG-FGA	PCT	3FG-FGA	PCT	FT-FTA	PCT	OFF	DEF	TOT	A	T/O	BLK	STL	PTS
Mount St. Mary's	Nov. 7	Y	Y	27:23	4-6	.666	0-2	.000	6-6	1.000	4	1	5	2	3	0	4	14
Bucknell	Nov. 11	Y	Y	25:47	2-8	.250	0-1	.000	2-4	.500	4	0	4	1	0	0	1	6
USC Upstate	Nov. 14	Y	Y	19:41	4-6	.666	0-2	.000	2-3	.666	4	2	6	4	1	0	2	10
vs. Kentucky	Nov. 21	Y	Y	26:29	7-12	.583	0-0	.000	1-1	1.000	5	2	7	1	3	0	1	15
vs. Missouri	Nov. 23	Y	Y	20:54	1-3	.333	0-1	.000	2-2	1.000	3	1	4	1	0	0	0	4
Longwood	Nov. 27	Y	Y	22:22	3-6	.500	0-0	.000	3-5	.600	4	2	6	1	2	0	0	9
Nebraska	Dec. 1	Y	Y	30:50	6-9	.666	2-2	1.000	4-4	1.000	3	2	5	1	2	0	0	18
at Tennessee	Dec. 4	Y	Y	36:59	2-4	.500	0-1	.000	0-1	.000	4	3	7	4	0	0	1	4
at Boston College*	Dec. 7	Y	Y	27:47	4-7	.571	1-1	1.000	0-0	.000	3	2	5	2	3	0	0	9
UNC Asheville	Dec. 11	Y	Y	27:03	7-10	.700	1-2	.500	6-7	.857	3	2	5	2	1	0	1	21
Notre Dame*	Dec. 18	Y	Y	34:18	2-13	.153	0-1	.000	1-2	.500	3	3	6	0	3	1	1	5
at High Point	Dec. 21	Y	Y	31:56	11-18	.611	0-1	.000	2-3	.666	4	3	7	2	0	0	2	24
at Clemson*	Dec. 29	Y	Y	30:25	3-5	.600	0-1	.000	3-4	.750	3	3	6	4	1	0	0	9
North Carolina*	Jan. 1	Y	Y	19:28	2-5	.400	1-1	1.000	0-0	.000	4	1	5	1	4	1	0	5
Virginia*	Jan. 5	Y	Y	37:23	8-17	.470	0-2	.000	2-4	.500	3	7	10	2	2	0	0	18
at Miami*	Jan. 8	Y	Y	20:45	3-7	.428	0-1	.000	1-1	1.000	3	1	4	1	3	0	2	7
Louisville*	Jan. 12	Y	Y	27:28	9-14	.642	0-0	.000	6-9	.666	1	1	2	1	3	0	1	24
at Pitt*	Jan. 19	Y	Y	30:52	5-10	.500	0-1	.000	2-2	1.000	8	3	11	0	3	0	0	12
Wake Forest*	Jan. 22	Y	Y	31:58	5-9	.555	0-0	.000	6-7	.857	5	3	8	5	1	0	0	16
at Duke*	Jan. 26	Y	Y	37:14	6-11	.545	1-1	1.000	6-8	.750	2	2	4	0	2	0	2	19
at Virginia*	Jan. 29																	
Syracuse*	Feb. 2																	
at NC State*	Feb. 6																	
Florida State*	Feb. 12																	
Duke*	Feb. 16																	
NC State*	Feb. 19																	
at North Carolina*	Feb. 23																	
at Georgia Tech*	Feb. 26																	

PRODUCTION TRACKER

	This Season	Career
Scored 10+ Points	11	86
Scored 20+ Points	3	28
Scored 30+ Points	-	1
Led Tech in Scoring	3	same
Had 10+ Rebounds	2	22
Led Tech in Rebounds	3	same
Shot over 50% on FG	11	72
Had a Double-Double	2	19
Had 5+ Assists	1	6
Had Multiple Blocks	-	7



CAREER STATS

	GP-GS	MIN	AVG	FG-FGA	FG%	3FG-FGA	3FG%	FT-FTA	FT%	OFF-DEF-TOT	AVG	AST	AVG	TO	BLK	STL	PTS	AVG
2018-19	29-20	633	21.8	84-156	.538	0-1	.000	61-99	.677	60-53-113	3.9	39	1.3	56	11	24	229	7.9
2019-20	32-30	879	27.5	163-302	.540	0-5	.000	139-193	.611	97-148-245	7.7	42	1.3	66	14	38	465	14.5
2020-21	19-19	559	31.5	111-258	.430	1-7	.143	76-101	.781	68-65-133	7.0	32	1.7	36	5	24	299	15.7
2021-22	33-33	1064	32.2	202-394	.513	2-11	.182	123-180	.619	94-86-180	5.5	81	2.5	83	7	48	529	16.0
2022-23	20-20	568	27.6	94-180	.522	6-19	.316	55-73	.753	73-44-117	5.9	35	1.8	37	2	21	249	12.5
TOTAL	133-122	3742	28.0	654-1290	.507	9-43	.209	454-646	.702	392-396-788	5.9	229	1.7	278	39	155	1771	13.3

MADDIE VEJSICKY

FRESHMAN 6-FOOT-0 GUARD

Newark, Ohio (Newark) • Majoring in fashion merchandising

#14



SEASON/CAREER BESTS

POINTS

Season 3, vs. UNC Asheville (12/11/22)
Career same

REBOUNDS

Season 2, vs. USC Upstate (11/14/22)
Career same

ASSISTS

Season -
Career same

BLOCKS

Season -
Career same

STEALS

Season 1, vs. USC Upstate (11/14/22)
Career same

MINUTES

Season 4 (2x), last vs. UNCA (12/11/22)
Career same

FIELD GOALS MADE

Season 1, vs. UNC Asheville (12/11/22)
Career same

FIELD GOALS ATTEMPTED

Season 2, vs. UNC Asheville (12/11/22)
Career same

3-PT. FIELD GOALS MADE

Season 1, vs. UNC Asheville (12/11/22)
Career same

3-PT. FIELD GOALS ATTEMPTED

Season 1 (4x), last vs. UNCA (12/11/22)
Career same

FREE THROWS MADE

Season -
Career same

FREE THROWS ATTEMPTED

Season -
Career same

PRIOR TO TECH

- A three-year letter winner at Newark High School, she has been named to the conference's First Team, earned MVP honors at the Title Nine Tournament and has led her squad to a State Final Four and Championship game appearance. She owns a personal best 10 3-pointers in a single game and has the program record for 3's in a single season.
- Dan Olson from Collegiate Basketball Report ranks her 106 nationally and 20th at her position.

QUOTING COACH BROOKS


- "Maddie is a very talented combo guard that will add depth to our guard group. Maddie is a knockdown shooter with crafty ball handling skills. Her work ethic and winning mentality stood out to me immediately during the recruiting process. Maddie will be a great addition to our backcourt."

2022-23 GAME-BY-GAME STATS

OPPONENT	DATE	GP	GS	MIN	FG-FGA	PCT	3FG-FGA	PCT	FT-FTA	PCT	OFF	DEF	TOT	A	T/O	BLK	STL	PTS
Mount St. Mary's	Nov. 7	DNP		0	0-0	.000	0-0	.000	0-0	.000	0	0	0	0	0	0	0	0
Bucknell	Nov. 11	Y	N	1:45	0-1	.000	0-1	.000	0-0	.000	0	0	0	0	0	0	0	0
USC Upstate	Nov. 14	Y	N	3:37	0-1	.000	0-1	.000	0-0	.000	1	1	2	0	2	0	1	0
vs. Kentucky	Nov. 21	DNP																
vs. Missouri	Nov. 23	DNP																
Longwood	Nov. 27	Y	N	2:32	0-1	.000	0-1	.000	0-0	.000	0	0	0	0	0	0	0	0
Nebraska	Dec. 1	DNP																
at Tennessee	Dec. 4	DNP																
at Boston College*	Dec. 7	DNP																
UNC Asheville	Dec. 11	Y	N	3:47	1-2	.500	1-1	1.000	0-0	.000	0	1	1	1	0	0	0	3
Notre Dame*	Dec. 18	DNP																
at High Point	Dec. 21	Y	N	1:46	0-0	.000	0-0	.000	2-2	1.000	0	0	0	0	0	0	0	0
at Clemson*	Dec. 29	DNP																
North Carolina*	Jan. 1	DNP																
Virginia*	Jan. 5	DNP																
at Miami*	Jan. 8	DNP																
Louisville*	Jan. 12	DNP																
at Pitt*	Jan. 19	DNP																
Wake Forest*	Jan. 22	DNP																
at Duke*	Jan. 26	DNP																
at Virginia*	Jan. 29																	
Syracuse*	Feb. 2																	
at NC State*	Feb. 6																	
Florida State*	Feb. 12																	
Duke*	Feb. 16																	
NC State*	Feb. 19																	
at North Carolina*	Feb. 23																	
at Georgia Tech*	Feb. 26																	

PRODUCTION TRACKER

	This Season	Career
Scored 10+ Points	0	0
Scored 20+ Points	0	0
Scored 30+ Points	0	0
Led Tech in Scoring	0	0
Made 5+ 3FGs	0	0
Led Tech in 3FGM	0	0
Shot over 40% on 3FG	1	0
Had a Double-Double	0	0
Had 5+ Assists	0	0
Had Multiple Steals	0	0



CAREER STATS

	GP-GS	MIN	AVG	FG-FGA	FG%	3FG-FGA	3FG%	FT-FTA	FT%	OFF-DEF-TOT	AVG	AST	AVG	TO	BLK	STL	PTS	AVG
2022-23	5-0	15	3.0	1-5	.200	1-4	.250	2-2	1.000	1-2-3	0.6	0	0.0	2	0	1	5	1.0
TOTAL	5-0	15	3.0	1-5	.200	1-4	.250	2-2	1.000	1-2-3	0.6	0	0.0	2	0	1	5	1.0

ASHLEY OWUSU

SENIOR 6-FOOT-0 GUARD
Woodbridge, VA (Paul VI/Maryland)

#15



SEASON/CAREER BESTS

POINTS

Season 21, vs. Longwood (11/27/22)
Career 34, at Penn State (12/31/20)

REBOUNDS

Season 6, vs. Kentucky (11/21/22)
Career 10 (2x), last at Mich. St. (1/7/21)

ASSISTS

Season 4, vs. Mount St. Mary's (11/7/22)
Career 12, vs. Iowa (2/23/21)

BLOCKS

Season -
Career 2, at Minnesota (1/14/21)

STEALS

Season 1 (3x), last vs. Nebraska (12/1/22)
Career 4, at Minnesota (3/1/21)

MINUTES

Season 33, vs. Kentucky (11/21/22)
Career 40, at Ohio St. (1/25/21)

FIELD GOALS MADE

Season 7, vs. Longwood (11/27/22)
Career 15, at Penn St. (12/31/20)

FIELD GOALS ATTEMPTED

Season 12, vs. Kentucky (11/21/22)
Career 24, at Ohio St. (1/25/21)

3-PT. FIELD GOALS MADE

Season 4, vs. Longwood (11/27/22)
Career 4, vs. Longwood (11/27/22)

3-PT. FIELD GOALS ATTEMPTED

Season 5, vs. Longwood (11/27/22)
Career 6, vs. Wagner (11/5/19)

FREE THROWS MADE

Season 4, vs. Bucknell (11/11/22)
Career 12, vs. Miami (12/2/21)

FREE THROWS ATTEMPTED

Season 16, vs. Kentucky (11/21/22)
Career 14, vs. Miami (12/2/21)

PRIOR TO TECH

- Owusu starred at Maryland for three years where she was a 1,200-point scorer, Ann Meyers Drysdale Award winner and two-time AP All-American.
- In 2021-22 she averaged 14.3 points, 3.1 rebounds and 3.6 assists while shooting 42% from the field. She scored in double figures in 20 of 27 games played and registered eight 20-point games, scoring a season-high 30 points vs. Stanford in November. She was named to the Big Ten's Second Team.
- For her UMD career: 14.6 ppg, 4.2 rebounds, 5.0 assists and shoots 76% from the free throw line.

CAREER HONORS (MARYLAND)

- Ann Meyers Drysdale Award Winner 2021.
- AP All-American (3rd Team 2021 and Honorable Mention 2022).
- Three-time All-Big Ten (1st 2021 and 2nd 2020 and 2022).
- Big Ten Freshman of the Year 2020.
- Big Ten Tournament MVP (2020 and 2021).
- Wade Watch List 2020 and 2021.
- Wooden Award Watch List 2021.

PERSONAL

- She is the daughter of Betty McCurdy and Emmanuel Owusu.

2022-23 GAME-BY-GAME STATS

OPPONENT	DATE	GP	GS	MIN	FG-FGA	PCT	3FG-FGA	PCT	FT-FTA	PCT	OFF	DEF	TOT	A	T/O	BLK	STL	PTS
Mount St. Mary's	Nov. 7	Y	Y	27:40	4-8	.500	0-0	.000	1-3	.333	1	1	2	4	4	0	1	9
Bucknell	Nov. 11	Y	Y	27:21	2-9	.222	1-1	1.000	4-4	1.000	3	0	3	2	2	0	1	9
USC Upstate	Nov. 14	Y	Y	19:01	5-11	.454	0-2	.000	0-0	.000	0	2	2	2	1	0	0	10
vs. Kentucky	Nov. 21	Y	Y	32:52	6-12	.500	1-2	.500	3-6	.500	3	3	6	2	3	0	0	16
vs. Missouri	Nov. 23	Y	Y	26:06	3-6	.500	0-0	.000	0-0	.000	2	1	3	2	2	0	0	6
Longwood	Nov. 27	Y	Y	25:53	7-8	.875	4-5	.800	3-3	1.000	0	2	2	0	2	0	0	21
Nebraska	Dec. 1	Y	Y	8:01	0-0	.000	0-0	.000	2-2	1.000	0	1	1	0	0	0	1	2
at Tennessee	Dec. 4	DNP																
at Boston College*	Dec. 7	DNP																
UNC Asheville	Dec. 11	DNP																
Notre Dame*	Dec. 18	DNP																
at High Point	Dec. 21	DNP																
at Clemson*	Dec. 29	DNP																
North Carolina*	Jan. 1	DNP																
Virginia*	Jan. 5	DNP																
at Miami*	Jan. 8	DNP																
Louisville*	Jan. 12	DNP																
at Pitt*	Jan. 19	Y	N	21:35	2-8	.250	1-4	.250	0-0	.000	0	1	1	2	0	0	0	5
Wake Forest*	Jan. 22	Y	N	15:11	1-6	.166	1-1	1.000	1-2	.500	1	1	2	1	0	0	0	4
at Duke*	Jan. 26	Y	N	7:11	0-2	.000	0-0	.000	0-0	.000	0	00	0	0	1	0	1	0
at Virginia*	Jan. 29																	
Syracuse*	Feb. 2																	
at NC State*	Feb. 6																	
Florida State*	Feb. 12																	
Duke*	Feb. 16																	
NC State*	Feb. 19																	
at North Carolina*	Feb. 23																	
at Georgia Tech*	Feb. 26																	

PRODUCTION TRACKER

	This Season	Career
Scored 10+ Points	3	73
Scored 20+ Points	1	22
Scored 30+ Points	0	3
Led Tech in Scoring	0	same
Made 5+ 3FGs	0	0
Led Tech in 3FGM	1	same
Shot over 40% on 3FG	3	21
Had a Double-Double	0	6
Had 5+ Assists	0	53
Had Multiple Steals	0	32



CAREER STATS

	GP-GS	MIN	AVG	FG-FGA	FG%	3FG-FGA	3FG%	FT-FTA	FT%	OFF-DEF-TOT	AVG	AST	AVG	TO	BLK	STL	PTS	AVG
2019-20	32-16	860	26.8	144-323	.445	13-42	.309	82-112	.732	32-91-123	3.8	174	5.4	78	5	47	383	11.9
2020-21	29-29	901	31.0	199-404	.492	11-38	.289	109-143	.762	42-121-163	5.6	171	5.8	76	6	37	518	17.8
2021-22	27-25	782	28.9	139-328	.423	13-32	.406	94-118	.796	33-51-84	3.1	99	3.6	60	2	25	385	14.2
2022-23	10-7	211	22.6	30-70	.428	8-15	.533	14-20	.700	10-12-22	2.2	14	1.8	15	1	4	82	8.2
TOTAL	98-78	2756	28.4	512-1125	.456	45-127	.354	299-393	.760	117-275-392	4.0	458	4.8	229	14	113	1368	14.1

CAYLA KING

JUNIOR 6-FOOT-0 GUARD

Greensboro, NC (Northwest Guilford) • Majoring in human nutrition, foods and exercise

#22



SEASON/CAREER BESTS

POINTS

Season 33, vs. Mount St. Mary's (11/7/22)
Career 33, vs. Mount St. Mary's (11/7/22)

REBOUNDS

Season 8, vs. UNC (1/1/23)
Career 8 (2x), last vs. UNC (1/1/23)

ASSISTS

Season 3, vs. UVA (1/5/23)
Career 4 (4x), last vs. UNC (2/13/22)

BLOCKS

Season 1 (5x), last vs. UNC (1/1/23)
Career 1 (17x), last vs. UNC (1/1/23)

STEALS

Season 3, at Tennessee (12/4/22)
Career 4, vs. Boston College (2/6/22)

MINUTES

Season 39, vs. Nebraska (12/1/22)
Career 40, vs. NC State (3/5/21)

FIELD GOALS MADE

Season 10, vs. Mount St. Mary's (11/7/22)
Career 10, vs. Mount St. Mary's (11/7/22)

FIELD GOALS ATTEMPTED

Season 17, vs. Mount St. Mary's (11/7/22)
Career 17, vs. Mount St. Mary's (11/7/22)

3-PT. FIELD GOALS MADE

Season 9, vs. Mount St. Mary's (11/7/22)
Career 9, vs. Mount St. Mary's (11/7/22)

3-PT. FIELD GOALS ATTEMPTED

Season 16, vs. Mount St. Mary's (11/7/22)
Career 16, vs. Mount St. Mary's (11/7/22)

FREE THROWS MADE

Season 9, at Miami (1/8/23)
Career 9, at Miami (1/8/23)

FREE THROWS ATTEMPTED

Season 11, at Miami (1/8/23)
Career 11, at Miami (1/8/23)

CAREER HONORS

- Ranks fourth all-time at VT in 3FG with 193.
- Two-time ACC All-Academic Team

2021-22 (JUNIOR)

- Scored 10+ five times (VT was 5-0 in those games).
- Made 59 3's, seventh-most in the ACC.

2020-21 (SOPHOMORE)

- Started 23 of 25 contests and averaged 8.7 points and 3.0 rebounds.
- One of the best shooters in the league, she made 60 3-pointers while shooting 38.5% from beyond the arc.
- Dropped 29 points and hit seven 3's in Tech's home win over Pitt on December 10, 2020. That game

was her first career ACC start.

2019-20 (FRESHMAN)

- Played in all 30 games averaging 2.9 points and 1.3 rebounds.
- Scored a career-best nine points on 3-4 shooting beyond the arc in the win against Rice at the Coqui Classic in Puerto Rico.

PERSONAL

- Born on Jan. 9, King is the daughter of Tom and Elda King. She has one brother, Ryan King.
- King is enrolled in human nutrition, foods and exercise.

2022-23 GAME-BY-GAME STATS

OPPONENT	DATE	GP	GS	MIN	FG-FGA	PCT	3FG-FGA	PCT	FT-FTA	PCT	OFF	DEF	TOT	A	T/O	BLK	STL	PTS
Mount St. Mary's	Nov. 7	Y	Y	23:29	10-17	.588	9-16	.562	4-5	.800	2	2	4	2	0	1	0	33
Bucknell	Nov. 11	Y	Y	30:52	3-6	.500	2-5	.400	0-0	.000	1	4	5	1	0	1	2	8
USC Upstate	Nov. 14	Y	Y	23:14	3-8	.375	3-7	.428	0-0	.000	1	1	2	0	1	1	0	9
vs. Kentucky	Nov. 21	Y	Y	17:25	1-2	.500	1-2	.500	0-0	.000	0	1	1	1	1	0	0	3
vs. Missouri	Nov. 23	Y	Y	26:49	2-5	.400	1-4	.250	0-0	.000	1	2	3	2	2	0	1	5
Longwood	Nov. 27	Y	Y	26:44	2-8	.250	2-7	.285	0-0	.000	0	4	4	1	0	1	0	6
Nebraska	Dec. 1	Y	Y	38:57	3-6	.500	3-6	.500	0-1	.000	0	1	1	0	0	0	0	9
at Tennessee	Dec. 4	Y	Y	31:38	4-10	.400	3-8	.375	0-0	.000	0	2	2	1	1	0	3	11
at Boston College*	Dec. 7	Y	Y	39:12	5-8	.625	5-8	.625	1-1	1.000	1	2	3	2	1	0	1	16
UNC Asheville	Dec. 11	Y	Y	26:48	4-7	.571	4-6	.666	0-1	.000	0	2	2	2	0	1	2	12
Notre Dame*	Dec. 18	Y	Y	32:42	0-5	.000	0-5	.000	0-0	.000	1	2	3	2	1	0	1	0
at High Point	Dec. 21	Y	Y	28:22	0-4	.000	0-4	.000	0-0	.000	0	2	2	1	1	1	0	0
at Clemson*	Dec. 29	Y	Y	36:45	5-12	.416	5-11	.454	0-2	.000	2	4	6	2	1	0	2	15
North Carolina*	Jan. 1	Y	Y	36:31	3-8	.375	3-7	.428	3-3	1.000	4	4	8	1	1	1	1	12
Virginia*	Jan. 5	Y	Y	34:10	3-7	.428	3-6	.500	0-0	.000	2	0	2	3	0	1	1	9
at Miami*	Jan. 8	Y	Y	35:14	0-4	.000	0-3	.000	9-11	.818	1	2	3	1	1	0	0	9
Louisville*	Jan. 12	Y	Y	33:23	1-7	.142	0-6	.000	0-0	.000	0	2	2	1	1	1	1	2
at Pitt*	Jan. 19	Y	Y	28:31	1-7	.142	1-7	.143	0-0	.000	0	2	2	1	1	0	1	3
Wake Forest*	Jan. 22	Y	Y	24:35	0-6	.000	0-5	.000	1-2	.500	2	3	5	2	1	0	0	1
at Duke*	Jan. 26	Y	Y	27:11	3-3	1.000	3-3	1.000	0-0	.000	0	1	1	1	1	0	0	9
at Virginia*	Jan. 29																	
Syracuse*	Feb. 2																	
at NC State*	Feb. 6																	
Florida State*	Feb. 12																	
Duke*	Feb. 16																	
NC State*	Feb. 19																	
at North Carolina*	Feb. 23																	
at Georgia Tech*	Feb. 26																	

PRODUCTION TRACKER

	This Season	Career
Scored 10+ Points	6	20
Scored 20+ Points	1	2
Scored 30+ Points	1	1
Led Tech in Scoring	2	3
Made 5+ 3FGs	3	7
Led Tech in 3FGM	7	20
Shot over 40% on 3FG	11	19
Had a Double-Double	0	0
Had 5+ Assists	0	0
Had Multiple Steals	2	11



CAREER STATS

	GP-GS	MIN	AVG	FG-FGA	FG%	3FG-FGA	3FG%	FT-FTA	FT%	OFF-DEF-TOT	AVG	AST	AVG	TO	BLK	STL	PTS	AVG
2019-20	30-0	413	13.7	28-90	.311	26-80	.325	5-7	.714	21-19-40	1.3	13	0.4	17	3	9	87	2.9
2020-21	25-23	773	30.9	66-171	.386	60-156	.385	25-32	.781	20-55-75	3.0	29	1.2	19	6	18	217	8.7
2021-22	30-29	830	27.6	67-171	.391	59-148	.398	17-20	.850	20-68-88	2.9	47	1.5	25	5	21	210	7.0
2022-23	20-20	602	30.6	53-140	.379	48-126	.381	18-26	.692	18-43-61	3.1	27	1.4	15	9	16	172	8.6
TOTAL	105-72	2616	24.9	214-572	.374	193-510	.378	65-85	.765	79-185-264	2.5	116	1.1	76	23	64	686	6.5

KAYANA TRAYLOR

R-SENIOR 5-FOOT-9 GUARD

Martinsville, IND (Martinsville/Purdue) • Majoring in criminology

#23



SEASON/CAREER BESTS

POINTS

Season 22, at High Point (12/21/22)
Career 31, at Michigan State (2/21/21)

REBOUNDS

Season 10, vs. Longwood (11/27/22)
Career 10, vs. Longwood (11/27/22)

ASSISTS

Season 7 (2x), last at HPU (12/21/22)
Career 9, vs. Northern Illinois (11/24/19)

BLOCKS

Season 2, vs. Louisville (1/12/23)
Career 2 (4x), last vs. Louisville (1/12/23)

STEALS

Season 3 (2x), last vs. vs. USC Upstate (11/14/22)
Career 4, at Indiana (3/3/19)

MINUTES

Season 36, at Tennessee (12/4/22)
Career 40, vs. Iowa (3/10/21)

FIELD GOALS MADE

Season 7 (2x), last at HPU (12/21/22)
Career 10, at Michigan State (2/21/21)

FIELD GOALS ATTEMPTED

Season 12 (2x), last vs. ND (12/18/22)
Career 20, at Michigan State (2/21/21)

3-PT. FIELD GOALS MADE

Season 3 (2x), last vs. Louisville (1/12/23)
Career 4 (2x), last at Mich. St. (2/21/21)

3-PT. FIELD GOALS ATTEMPTED

Season 6 (2x), last at HPU (12/21/22)
Career 7 (4x)

FREE THROWS MADE

Season 9, vs. Longwood (11/27/22)
Career 10, at Michigan State (2/21/21)

FREE THROWS ATTEMPTED

Season 12, vs. Longwood (11/27/22)
Career 13, at Michigan State (2/21/21)

CAREER STATS

	GP-GS	MIN	AVG	FG-FGA	FG%	3FG-FGA	3FG%	FT-FTA	FT%	OFF-DEF-TOT	AVG	AST	AVG	TO	BLK	STL	PTS	AVG
2018-19	33-22	846	25.6	68-178	.382	17-60	.283	64-90	.711	15-49-64	1.9	119	3.7	88	7	32	217	6.6
2019-20	32-25	783	24.5	67-169	.396	18-54	.333	58-79	.734	10-58-68	2.1	109	3.2	91	2	19	210	6.6
2020-21	23-23	802	34.9	111-287	.387	26-91	.286	96-120	.800	12-52-64	2.8	90	3.9	69	5	27	344	15.0
2021-22	33-11	886	26.8	105-240	.437	32-97	.329	102-125	.816	13-65-78	2.3	58	1.7	43	0	20	344	10.4
2022-23	19-13	567	29.7	68-164	.414	20-63	.317	61-80	.762	10-51-61	3.2	57	3.1	34	5	23	217	11.4
TOTAL	140-94	3884	27.7	419-1038	.404	113-365	.309	381-494	.771	60-275-335	2.4	426	3.0	325	19	121	1332	9.5

NICKNAME

- Known around the program as "KT"

CAREER HONORS (VIRGINIA TECH)

- Second Team ACC All-Tournament Team
- Scored the 1,000th point of her career Feb. 8, 2022 vs. Clemson.
- Recorded first career double-double. Longwood on Nov. 27, 2022 (11 points, 10 rebounds).

CAREER HONORS (PURDUE)

- Appeared in 88 games with 70 starts. Averaged 8.8 points, 3.5 assists and 2.2 rebounds over 27.6 minutes per game

- Ranks 17th in program history with 311 assists.
- Second Team All-Big Ten by the coaches and Honorable Mention All-Big Ten by the media.
- Two-time Academic All-Big Ten honoree.

2021-22 (SENIOR)

- Made 11 starts, scoring 10.4 points and shooting better than 43% from the field.
- Scored in double figures 19 times, leading Tech in scoring three times.

PERSONAL

- Birthday is September 27.
- Sister Ashlyn is a freshman guard at nearby Radford University.

2022-23 GAME-BY-GAME STATS

OPPONENT	DATE	GP	GS	MIN	FG-FGA	PCT	3FG-FGA	PCT	FT-FTA	PCT	OFF	DEF	TOT	A	T/O	BLK	STL	PTS
Mount St. Mary's	Nov. 7	Y	N	18:34	4-8	.500	1-2	.500	2-2	1.000	2	2	4	3	2	0	3	11
Bucknell	Nov. 11	Y	N	28:50	3-7	.428	0-2	.000	3-4	.750	0	4	4	2	2	0	0	9
USC Upstate	Nov. 14	Y	N	25:46	5-9	.550	2-4	.500	5-8	.625	0	2	2	3	1	1	3	17
vs. Kentucky	Nov. 21	Y	N	33:46	3-10	.300	0-4	.000	3-4	.750	0	7	7	7	2	0	1	9
vs. Missouri	Nov. 23	Y	N	31:43	5-9	.550	1-2	.500	7-8	.875	1	5	6	4	0	0	1	18
Longwood	Nov. 27	Y	N	24:53	1-9	.111	0-5	.000	9-12	.750	0	10	10	5	2	1	2	11
Nebraska	Dec. 1	DNP																
at Tennessee	Dec. 4	Y	Y	35:13	7-11	.636	2-5	.400	2-2	1.000	0	3	3	0	4	0	0	18
at Boston College*	Dec. 7	Y	Y	19:44	4-9	.444	1-3	.333	0-1	.000	1	0	1	1	4	0	0	9
UNC Asheville	Dec. 11	Y	Y	26:28	4-12	.333	1-3	.333	1-2	.500	1	1	2	3	0	1	1	10
Notre Dame*	Dec. 18	Y	Y	36:35	3-12	.250	2-6	.333	1-2	.500	0	2	2	2	1	1	0	9
at High Point	Dec. 21	Y	Y	34:44	7-10	.700	3-6	.500	5-5	1.000	0	3	3	7	1	0	1	22
at Clemson*	Dec. 29	Y	Y	31:16	0-9	.000	0-4	.000	2-4	.500	1	3	4	3	4	0	3	2
North Carolina*	Jan. 1	Y	Y	26:12	1-4	.250	0-2	.000	1-1	1.000	0	3	3	5	1	0	1	3
Virginia*	Jan. 5	Y	Y	37:28	4-9	.444	1-3	.333	6-6	1.000	2	1	3	4	3	0	2	15
at Miami*	Jan. 8	Y	Y	34:03	3-6	.500	1-2	.500	3-4	.750	0	0	0	0	2	0	1	9
Louisville*	Jan. 12	Y	Y	31:33	6-9	.666	3-4	.750	2-2	1.000	1	2	3	0	2	2	1	17
at Pitt*	Jan. 19	Y	Y	28:41	3-7	.428	1-5	.200	6-7	.857	0	1	1	5	0	0	0	13
Wake Forest*	Jan. 22	Y	Y	35:06	2-6	.333	0-0	.000	2-3	.667	0	2	2	1	1	0	2	6
at Duke*	Jan. 26	Y	Y	25:53	3-8	.375	1-1	1.000	2-3	.667	1	0	1	2	2	0	0	9
at Virginia*	Jan. 29																	
Syracuse*	Feb. 2																	
at NC State*	Feb. 6																	
Florida State*	Feb. 12																	
Duke*	Feb. 16																	
NC State*	Feb. 19																	
at North Carolina*	Feb. 23																	
at Georgia Tech*	Feb. 26																	

PRODUCTION TRACKER

	This Season	VT Career
Scored 10+ Points	10	29
Scored 20+ Points	1	1
Scored 30+ Points	0	0
Led Tech in Scoring	3	6
Made 5+ 3FGs	0	0
Led Tech in 3FGM	2	6
Shot over 40% on 3FG	6	19
Had a Double-Double	1	1
Had 5+ Assists	5	5
Had Multiple Steals	5	8





SEASON/CAREER BESTS

POINTS

Season 4, vs. USC Upstate (11/14/22)
Career 19, vs. Syracuse (12/20/20)

REBOUNDS

Season 6, vs. USC Upstate (11/14/22)
Career 16, vs. UMass (11/29/20)

ASSISTS

Season -
Career 3, vs. Louisville (2/4/21)

BLOCKS

Season 1, vs. Longwood (11/27/22)
Career 2, vs. UMass Lowell (11/5/19)

STEALS

Season -
Career 3, vs. Bryant (12/6/18)

MINUTES

Season 12 (2x), last vs. UNCA (12/11/22)
Career 34, vs. UMass (11/29/20)

FIELD GOALS MADE

Season 2, vs. USC Upstate (11/14/22)
Career 7, vs. UMass (11/29/20)

FIELD GOALS ATTEMPTED

Season 3, vs. USC Upstate (11/14/22)
Career 9 (3x), last vs. Syr. (12/20/20)

3-PT. FIELD GOALS MADE

Season -
Career NEVER

3-PT. FIELD GOALS ATTEMPTED

Season -
Career 1, vs. UMass (11/29/20)

FREE THROWS MADE

Season 2, vs. UNC Asheville (12/11/22)
Career 9, vs. Syracuse (12/20/20)

FREE THROWS ATTEMPTED

Season 2, vs. UNC Asheville (12/11/22)
Career 9, vs. Syracuse (12/20/20)

CAREER STATS

	GP-GS	MIN	AVG	FG-FGA	FG%	3FG-FGA	3FG%	FT-FTA	FT%	OFF-DEF-TOT	AVG	AST	AVG	TO	BLK	STL	PTS	AVG
2018-19	22-0	135	6.1	22-48	.458	0-0	.000	7-14	.500	22-22-44	2.0	1	0.04	13	1	6	51	2.3
2019-20	20-0	68	3.4	5-17	.294	0-0	.000	11-18	.611	10-17-27	1.3	1	0.05	6	3	2	21	1.0
2020-21	19-17	334	17.5	35-79	.443	0-1	.000	25-32	.781	50-56-106	5.5	10	0.52	24	4	6	95	5.0
2021-22	30-1	182	6.0	26-44	.590	0-0	.000	13-21	.619	15-24-39	1.3	6	0.20	13	2	1	65	2.2
2022-23	10-0	52	5.2	4-7	.571	0-0	.000	2-2	1.000	6-10-16	2.0	0	0.0	3	1	0	10	1.1
TOTAL	101-19	773	7.2	92-195	.472	0-1	.000	58-87	.667	103-129-232	2.3	18	0.2	59	11	15	242	2.5

PRIOR TO TECH

- Played for four years at Boston College where she played in 91 career games, tallying a career-high 19 points in 2020 against Syracuse and she secured 16 rebounds vs. UMass that same season.
- In 2021-22, Ford played in 30 games, starting once. She averaged 2.2 points, 1.3 rebounds and shot 59% from the field.
- Earned a degree in international studies with a concentration in global cultures at BC. She has been inspired by her father who works for the State Department and she lived abroad for 12 years.

PERSONAL

- She is the daughter of Anne-Marie and Rodney Ford.

QUOTING COACH BROOKS

- We are extremely excited to add Clara and her family to our team. She will add much needed depth to our front court and her maturity and leadership qualities will be an asset for our group.

2022-23 GAME-BY-GAME STATS

OPPONENT	DATE	GP	GS	MIN	FG-FGA	PCT	3FG-FGA	PCT	FT-FTA	PCT	OFF	DEF	TOT	A	T/O	BLK	STL	PTS
Mount St. Mary's	Nov. 7	Y	N	8:48	0-0	.000	0-0	.000	0-0	.000	0	2	2	0	1	0	0	0
Bucknell	Nov. 11	Y	N	1:45	0-0	.000	0-0	.000	0-0	.000	0	0	0	0	0	0	0	0
USC Upstate	Nov. 14	Y	N	11:35	2-3	.666	0-0	.000	0-0	.000	3	3	6	0	0	0	0	4
vs. Kentucky	Nov. 21	DNP																
vs. Missouri	Nov. 23	Y	N	00:44	0-0	.000	0-0	.000	0-0	.000	0	0	0	0	0	0	0	0
Longwood	Nov. 27	Y	N	6:09	1-2	.500	0-0	.000	0-0	.000	1	2	3	0	0	1	0	2
Nebraska	Dec. 1	DNP																
at Tennessee	Dec. 4	DNP																
at Boston College*	Dec. 7	Y	N	1:54	1-1	1.000	0-0	.000	0-0	.000	0	0	0	0	0	0	0	2
UNC Asheville	Dec. 11	Y	N	4:29	0-0	.000	0-0	.000	2-2	1.000	0	3	3	0	2	0	0	2
Notre Dame*	Dec. 18	DNP																
at High Point	Dec. 21	Y	N	6:17	0-1	.000	0-0	.000	0-0	.000	2	0	2	0	0	0	0	0
at Clemson*	Dec. 29	Y	N	1:15	0-0	.000	0-0	.000	0-0	.000	0	0	0	0	0	0	0	0
North Carolina*	Jan. 1	DNP																
Virginia*	Jan. 5	Y	N	1:18	0-0	.000	0-0	.000	0-0	.000	0	0	0	0	0	0	0	0
at Miami*	Jan. 8	DNP																
Louisville*	Jan. 12	DNP																
at Pitt*	Jan. 19	DNP																
Wake Forest*	Jan. 22	DNP																
at Duke*	Jan. 26	DNP																
at Virginia*	Jan. 29	DNP																
Syracuse*	Feb. 2	DNP																
at NC State*	Feb. 6	DNP																
Florida State*	Feb. 12	DNP																
Duke*	Feb. 16	DNP																
NC State*	Feb. 19	DNP																
at North Carolina*	Feb. 23	DNP																
at Georgia Tech*	Feb. 26	DNP																

PRODUCTION TRACKER

	This Season	Career
Scored 10+ Points	-	6
Scored 20+ Points	-	0
Scored 30+ Points	-	0
Led Tech in Scoring	-	same
Had 10+ Rebounds	-	4
Led Tech in Rebounds	-	same
Shot over 50% on FG	1	35
Had a Double-Double	-	2
Had 5+ Assists	-	0
Had Multiple Blocks	-	1



ELIZABETH KITLEY

SENIOR 6-FOOT-6 CENTER

Summerfield, NC (Northwest Guilford) • Majoring in human nutrition, foods and exercise

#33



SEASON/CAREER BESTS

POINTS

Season 28, vs. Wake Forest (1/22/23)
 Career 42, vs. FGCU (3/18/22)

REBOUNDS

Season 20, vs. Notre Dame (12/18/22)
 Career 21, vs. Wake Forest (1/17/21)

ASSISTS

Season 7, at High Point (12/21/22)
 Career 7, at High Point (12/21/22)

BLOCKS

Season 6, vs. Mount St. Mary's (11/7/22)
 Career 8, at Notre Dame (2/20/20)

STEALS

Season 2 (2x), last vs. Longwood (11/27/22)
 Career 3 (10x), last vs. Louisville (1/7/20)

MINUTES

Season 40, vs. Notre Dame (12/18/22)
 Career 43, vs. NC State (1/28/21)

FIELD GOALS MADE

Season 12, vs. Wake Forest (1/22/23)
 Career 17, at George Wash. (11/11/21)

FIELD GOALS ATTEMPTED

Season 21, vs. Nebraska (12/1/22)
 Career 27, vs. FGCU (3/18/22)

3-PT. FIELD GOALS MADE

Season 1, vs. Mount St. Mary's (11/7/22)
 Career 1 (6x), last vs. Mount St. Mary's (11/7/22)

3-PT. FIELD GOALS ATTEMPTED

Season 1 (3x), last at Tennessee (12/4/22)
 Career 2 (2x), last at ND Irish (2/3/22)

FREE THROWS MADE

Season 9, vs. Kentucky (11/21/22)
 Career 11, vs. Boston College (2/6/22)

FREE THROWS ATTEMPTED

Season 10, vs. Kentucky (11/21/22)
 Career 14, vs. FGCU (3/18/22)

CAREER STATS

	GP-GS	MIN	AVG	FG-FGA	FG%	3FG-FGA	3FG%	FT-FTA	FT%	OFF-DEF-TOT	AVG	AST	AVG	TO	BLK	STL	PTS	AVG
2019-20	30-30	802	26.7	154-274	.562	1-5	.200	66-99	.667	64-162-226	7.5	22	0.7	65	63	6	375	12.5
2020-21	25-25	892	35.7	180-339	.531	3-7	.429	92-118	.780	61-198-259	10.4	49	2.0	69	47	13	455	18.2
2021-22	32-32	1024	32.0	237-430	.551	1-6	.167	105-145	.724	84-231-315	9.8	48	1.6	64	77	17	580	18.1
2022-23	19-19	654	34.2	134-246	.545	1-4	.250	72-99	.727	55-157-212	11.2	32	1.7	42	37	13	341	17.9
TOTAL	106-106	3374	31.7	705-1289	.547	6-22	.273	335-461	.727	264-748-1012	9.5	151	1.4	240	224	49	1751	16.5

NICKNAME

- Known around the program as "Liz"

CAREER HONORS

- **First in VT history in FG made (705)**
- **Second in VT history in double-doubles (46)**
- **Third in VT history in points (1,751)**
- **Sixth in VT history in FT made (335)**
- **Second in VT history in rebounds (1,112)**
- **Second in VT history in blocks (224)**
- AP Third Team All-American
- 2022 ACC Player of the Year, First Team All-ACC and All-Defensive Team member
- Kay Yow Scholar Athlete of the Year Award

recipient.

- Two-time Lisa Leslie Award Finalist
- Naismith Women's College Player of the Year Semifinalist 2022
- Wooden Award Late Season Top 20 Watch List
- Naismith Defensive Player of the Year Watch List
- 2021 First Team All-ACC
- 2021 VaSID Player of the Year
- 2021 ACC All-Tournament Team Second Team
- 2020 ACC Freshman of the Year
- Three-time ACC All-Academic Team

2022-23 GAME-BY-GAME STATS

OPPONENT	DATE	GP	GS	MIN	FG-FGA	PCT	3FG-FGA	PCT	FT-FTA	PCT	OFF	DEF	TOT	A	T/O	BLK	STL	PTS
Mount St. Mary's	Nov. 7	Y	Y	27:23	5-7	.714	1-1	1.000	7-7	1.000	1	8	9	1	3	6	0	18
Bucknell	Nov. 11	Y	Y	35:22	10-19	.526	0-0	.000	2-2	1.000	6	7	13	2	1	1	1	22
USC Upstate	Nov. 14	Y	Y	21:06	6-8	.750	0-0	.000	1-5	.200	0	10	10	0	0	2	2	13
vs. Kentucky	Nov. 21	Y	Y	38:24	8-15	.530	0-0	.000	9-10	.900	3	10	13	1	3	3	1	25
vs. Missouri	Nov. 23	Y	Y	31:31	7-18	.388	0-0	.000	3-4	.750	2	8	10	0	2	2	1	17
Longwood	Nov. 27	Y	Y	24:53	9-13	.692	0-0	.000	5-5	1.000	5	9	14	2	2	1	2	23
Nebraska	Dec. 1	Y	Y	37:32	11-21	.523	0-1	.000	2-5	.400	2	10	12	2	1	1	1	24
at Tennessee	Dec. 4	Y	Y	39:28	3-13	.230	0-1	.000	0-0	.000	4	5	9	1	1	3	0	6
at Boston College*	Dec. 7	Y	Y	36:48	9-18	.500	0-0	.000	4-5	.800	1	11	12	3	4	2	2	22
UNC Asheville	Dec. 11	Y	Y	24:24	6-9	.666	0-1	.000	6-8	.750	2	8	10	1	2	0	0	18
Notre Dame*	Dec. 18	Y	Y	40:00	6-12	.500	0-0	.000	4-6	.666	3	17	20	2	2	2	2	16
at High Point	Dec. 21	Y	Y	33:26	11-14	.785	0-0	.000	3-4	.750	4	3	7	7	2	4	0	25
at Clemson*	Dec. 29	Y	Y	39:47	4-7	.571	0-0	.000	6-8	.750	3	3	6	0	3	0	0	14
North Carolina*	Jan. 1	Y	Y	39:13	5-11	.454	0-0	.000	3-4	.750	2	5	7	1	6	1	0	13
Virginia*	Jan. 5	DNP																
at Miami*	Jan. 8	Y	Y	33:17	8-17	.470	0-0	.000	4-6	.666	4	4	8	2	1	2	0	20
Louisville*	Jan. 12	Y	Y	38:15	7-11	.636	0-0	.000	6-9	.666	5	9	14	2	2	2	1	20
at Pitt*	Jan. 19	Y	Y	38:48	6-9	.666	0-0	.000	1-2	.500	2	11	13	1	0	1	1	13
Wake Forest*	Jan. 22	Y	Y	38:02	12-15	.800	0-0	.000	4-6	.666	2	10	12	1	5	1	2	28
at Duke*	Jan. 26	Y	Y	34:44	1-9	.111	0-0	.000	2-3	.666	4	9	13	3	2	1	0	4
at Virginia*	Jan. 29																	
Syracuse*	Feb. 2																	
at NC State*	Feb. 6																	
Florida State*	Feb. 12																	
Duke*	Feb. 16																	
NC State*	Feb. 19																	
at North Carolina*	Feb. 23																	
at Georgia Tech*	Feb. 26																	

PRODUCTION TRACKER

	This Season	Career
Scored 10+ Points	17	82
Scored 20+ Points	9	33
Scored 30+ Points	0	5
Led Tech in Scoring	8	47
Had 10+ Rebounds	12	49
Led Tech in Rebounds	17	67
Shot over 50% on FG	14	69
Had a Double-Double	12	46
Had 5+ Assists	1	2
Had Multiple Blocks	10	49



TAYLOR GEIMAN

SENIOR 6-FOOT-0 GUARD/FORWARD

Hanover, PA (South Western) • Majoring in biomedical engineering

#35



SEASON/CAREER BESTS

POINTS

Season 3 (3x), last vs. Louisville (1/12/23)
Career 11, vs. Wichita State (12/21/19)

REBOUNDS

Season 5, vs. USC Upstate (11/14/22)
Career 7 (3x), last at Clemson (2/25/21)

ASSISTS

Season 3, at Miami (1/8/23)
Career 3 (3x), last at Miami (1/8/23)

BLOCKS

Season 1, vs. USC Upstate (11/14/22)
Career 3, at Monmouth (12/12/17)

STEALS

Season 1 (2x), last vs. UNCA (12/11/22)
Career 3 (10x), last vs. Louisville (1/7/20)

MINUTES

Season 18 (2x), last vs. UVA (1/5/23)
Career 22, vs. App State (12/4/21)

FIELD GOALS MADE

Season 1 (3x), last vs. Louisville (1/12/23)
Career 4, vs. Wichita State (12/21/19)

FIELD GOALS ATTEMPTED

Season 2 (3x), last vs. Longwood (11/27/22)
Career 6, vs. Wichita State (12/21/19)

3-PT. FIELD GOALS MADE

Season 1 (3x), last vs. Louisville (1/12/23)
Career 3, vs. Wichita State (12/21/19)

3-PT. FIELD GOALS ATTEMPTED

Season 2 (3x), last vs. Longwood (11/27/22)
Career 5, vs. Wichita State (12/21/19)

FREE THROWS MADE

Season -
Career 3, vs. Belmont (11/30/19)

FREE THROWS ATTEMPTED

Season -
Career 4, vs. Belmont (11/30/19)

2021-22 (JUNIOR)

- Returned to the court after missing much of her sophomore season with an injury.
- Played in 13 contests averaging 7.9 minutes.
- Connected on a 3-point FG in the win over No. 15 Duke.

2020-21 (SOPHOMORE)

- Played in the first eight games of the season before an injury sidelined her.
- Averaged 0.9 points, 1.8 rebounds and 1.3 assists.

2019-20 (FRESHMAN)

- Played in 11 games before her season was cut short due to injury.

- Averaged 2.1 points and 1.5 rebounds.
- Scored 11 points on 3-5 shooting beyond the arc in 20 minutes (all season highs) in the win over Wichita State at the Coqui Classic in Puerto Rico. VT set a program record with 18 made 3FG in that contest.

PERSONAL

- Born on Aug. 22, she is the daughter of Jeff and Shannon Geiman.
- Brother Brock Geiman played basketball at Christopher Newport (2017-20).
- Her mother, Shannon, played basketball for West Virginia University.
- Geiman is majoring in biomedical engineering.

2022-23 GAME-BY-GAME STATS

OPPONENT	DATE	GP	GS	MIN	FG-FGA	PCT	3FG-FGA	PCT	FT-FTA	PCT	OFF	DEF	TOT	A	T/O	BLK	STL	PTS
Mount St. Mary's	Nov. 7	Y	N	8:36	0-2	.000	0-2	.000	0-0	.000	1	1	2	0	0	0	0	0
Bucknell	Nov. 11	Y	N	2:25	0-0	.000	0-0	.000	0-0	.000	0	0	0	0	0	0	0	0
USC Upstate	Nov. 14	Y	N	17:24	0-2	.000	0-2	.000	0-0	.000	2	3	5	1	0	1	1	0
vs. Kentucky	Nov. 21	Y	N	3:24	0-0	.000	0-0	.000	0-0	.000	0	0	0	1	0	0	0	0
vs. Missouri	Nov. 23	Y	N	2:56	0-0	.000	0-0	.000	0-0	.000	0	0	0	0	0	0	0	0
Longwood	Nov. 27	Y	N	8:31	1-2	.500	1-2	.500	0-0	.000	0	0	0	0	1	2	1	0
Nebraska	Dec. 1	Y	N	4:31	0-1	.000	0-1	.000	0-0	.000	0	0	0	0	0	0	0	0
at Tennessee	Dec. 4	Y	N	0:23	0-0	.000	0-1	.000	0-0	.000	0	0	0	0	0	0	0	0
at Boston College*	Dec. 7	Y	N	8:26	1-1	1.000	1-1	1.000	0-0	.000	0	0	0	1	0	0	0	3
UNC Asheville	Dec. 11	Y	N	12:28	0-1	.000	0-1	.000	0-0	.000	0	0	0	0	0	0	0	1
Notre Dame*	Dec. 18	DNP																
at High Point	Dec. 21	Y	N	9:20	0-0	.000	0-0	.000	0-0	.000	0	1	1	1	0	0	0	0
at Clemson*	Dec. 29	DNP																
North Carolina*	Jan. 1	Y	N	5:38	0-1	.000	0-1	.000	0-0	.000	0	1	1	0	0	0	0	0
Virginia*	Jan. 5	Y	N	17:51	0-1	.000	0-1	.000	0-0	.000	0	2	2	1	1	0	0	0
at Miami*	Jan. 8	Y	N	13:59	0-0	.000	0-0	.000	0-0	.000	1	1	2	3	1	0	0	0
Louisville*	Jan. 12	Y	N	8:35	1-1	1.000	1-1	1.000	0-0	.000	0	2	2	0	0	0	0	3
at Pitt*	Jan. 19	Y	N	2:46	0-0	.000	0-0	.000	0-0	.000	0	0	0	1	0	0	0	0
Wake Forest*	Jan. 22	Y	N	1:27	0-0	.000	0-0	.000	0-0	.000	0	0	0	0	0	0	0	0
at Duke*	Jan. 26	Y	N	2:28	0-0	.000	0-0	.000	0-0	.000	0	0	0	0	0	0	1	0
at Virginia*	Jan. 29																	
Syracuse*	Feb. 2																	
at NC State*	Feb. 6																	
Florida State*	Feb. 12																	
Duke*	Feb. 16																	
NC State*	Feb. 19																	
at North Carolina*	Feb. 23																	
at Georgia Tech*	Feb. 26																	

PRODUCTION TRACKER

	This Season	Career
Scored 10+ Points	0	1
Scored 20+ Points	0	0
Scored 30+ Points	0	0
Led Tech in Scoring	0	0
Made 5+ 3FGs	0	0
Led Tech in 3FGM	0	0
Shot over 40% on 3FG	3	8
Had a Double-Double	0	0
Had 5+ Assists	0	0
Had Multiple Steals	0	1



CAREER STATS

	GP-GS	MIN	AVG	FG-FGA	FG%	3FG-FGA	3FG%	FT-FTA	FT%	OFF-DEF-TOT	AVG	AST	AVG	TO	BLK	STL	PTS	AVG
2019-20	11-0	131	11.9	7-29	.241	6-23	.261	3-4	.750	5-12-17	1.5	6	0.5	10	2	6	23	2.1
2020-21	8-0	115	14.4	3-20	.150	1-17	.059	0-2	.000	5-9-14	1.8	10	1.3	8	1	1	7	0.9
2021-22	13-0	103	7.9	4-11	.363	2-8	.250	3-6	.500	3-9-12	0.9	5	0.2	2	3	5	13	1.0
2022-23	18-0	129	7.4	3-12	.250	3-12	.250	0-0	.000	4-11-15	0.9	10	0.6	4	2	4	9	0.5
TOTAL	50-0	477	9.6	17-72	.236	12-60	.200	6-12	.500	17-41-58	1.2	31	0.6	24	8	15	52	1.0

THE HOKIES UNDER BROOKS	2022-23	VT CAREER
Home	10-1	86-25
Road	4-3	37-36
Neutral	2-0	17-12
In non-conference games	10-0	85-16
In ACC games	6-4	54-56
Won opening tip	15-3	82-28
Lost opening tip	1-1	58-45
After a win	12-4	97-42
After a loss	3-0	36-30
Longest win streak	10	15
Longest losing streak	1	11
When scoring first	12-3	91-37
Opponent scores first	4-1	48-36
Leading after 1st quarter	13-1	103-28
Trailing after 1st quarter	1-3	26-41
Tied after first quarter	0-0	9-3
Leading at halftime	14-0	112-17
Trailing at halftime	1-3	25-50
Tied at halftime	1-1	3-5
Leading after 3rd quarter	15-1	125-12
Trailing after 3rd quarter	1-3	13-54
Tied after 3rd quarter	0-0	3-2
When margin is <5	3-0	17-21
When margin is 6-10	3-1	34-22
When margin is 11-15	1-3	19-11
When margin is 16-20	3-0	19-8
When margin is 21+	6-0	51-10
In OT games	0-0	4-4
HIGHS AND LOWS	2022-23	VT CAREER
FG made	34	44
FG attempts	67	76
3FG made	14	18
3FG attempts	32	39
FT made	23	31
FT attempts	27	40
Rebounds	45	56
Assists	21	28
Steals	14	14
Blocks	7	10
Turnovers (High)	20	28
Turnovers (Low)	7	
Largest halftime lead	31	37
Largest halftime deficit	12	27
Most points scored in a half	58	60
Fewest points scored in a half	22	9
Most points scored	101	105
Fewest points scored	52	27
Opp most points scored	79	107
Opp fewest points scored	24	24
Highest scoring quarter	33	39
Lowest scoring quarter	6	2
Opp highest scoring quarter	30	32
Opp lowest scoring quarter	4	4



STARTING LINEUPS

W/L

7-0	Amoore, Owusu, King, Soule, Kitley
8-4	Amoore, Traylor, King, Soule, Kitley
1-0	Amoore, Traylor, King, Soule, Gregg

Margin of Victory/Defeat

	1-5	6-10	11-15	16-20	20-29	30+
Wins	3	3	1	2	2	5
Losses	1	0	3			

Largest Scoring Run of the Season

Virginia Tech	23 (vs. USC Upstate 11/14/22)
Opponents	12, (at Clemson 12/29/22)

MISCELLANEOUS STAT LEADERS: *WHEN TWO OR MORE ATHLETES TIE FOR THE LEAD, BOTH RECEIVE A TALLY

Scored VT's 1st Points

Amoore (5x)
King (3x)
Kitley (5x)
Owusu (1x)
Soule (4x)
Traylor (2x)

First Off VT Bench

Traylor (6x)
Ford (1x)
Geiman (1x)
Gregg (13x)
Owusu (3x)

Double-Doubles

Amoore (1x)
Gregg (2x)
Kitley (12x)
Soule (2x)
Traylor (1x)

Lead VT in scoring

Amoore (5x)
King (1x)
Kitley (6x)
Soule (3x)
Traylor (3x)

10+ Points

Amoore (16x)
King (6x)
Kitley (17x)
Gregg (4x)
Owusu (3x)
Soule (11x)
Traylor (10x)

20+ Points

Amoore (5x)
King (1x)
Kitley (9x)
Owusu (1x)
Soule (3x)
Traylor (1x)

30+ Points

King (1x)

Lead VT in rebounds

Gregg (2x)
King (1x)
Kitley (18x)
Soule (3x)

10+ Rebounds

Amoore (1x)
Gregg (2x)
Kitley (13x)
Soule (2x)
Traylor (1x)

15+ Rebounds

Kitley (1x)

Lead VT in blocks

Dunn (2x)
Ford (1x)
Geiman (1x)
Gregg (5x)
King (5x)
Kitley (16x)
Soule (1x)
Traylor (3x)

5+ Blocks

Kitley (1x)

Lead VT in assists

Amoore (14x)
Gregg (1x)
Kitley (2x)
Soule (2x)
Traylor (4x)

5+ Assists

Amoore (11x)
Gregg (1x)
Kitley (1x)
Soule (1x)
Traylor (5x)

10+ Assists

Amoore (2x)

Lead VT in steals

Amoore (4x)
Dunn (1x)
Gregg (1x)
King (5x)
Kitley (7x)
Owusu (1x)
Soule (9x)
Traylor (10x)

BOX SCORE FROM THE LAST MEETING WITH UVA (JANUARY 5, 2023)



Official Basketball Box Score - Final
Virginia at Virginia Tech
 01/05/23 Cassell Coliseum, Blacksburg, Va.
 2022-23 Women's Basketball

Game Time: 7:00 PM
 Game Duration: 1:51
 Attendance: 2,630

Officials: Angelica Suffren, Edward Sidlasky, Kevin Sparrock

Virginia - 66

Record: 13-2 (2-2)

NO.	Name	F	Min	FG			3P			FT			Rebounds			Fouls		TP	AS	TO	ST	Blocks		+/-
				M-A	M-A	M-A	OR	DR	TOT	PF	FD	BS	BA											
20	Camryn Taylor	F	23:53	8-13	0-0	2-3	2	2	4	5	3	18	0	3	0	0	0	0	0	0	0	3		
33	Sam Brunelle	F	30:56	5-8	1-2	0-0	2	4	6	2	1	11	3	1	0	0	0	0	0	0	0	-12		
2	Taylor Valladay	G	23:48	3-12	1-2	2-2	1	0	1	1	2	9	4	1	0	0	0	0	0	0	0	-13		
10	Mir McLean	G	22:32	5-6	1-1	0-0	1	4	5	4	2	11	2	4	1	1	1	1	1	1	1	-6		
23	Alexia Smith	G	24:55	2-4	0-2	1-2	1	2	3	1	1	5	3	1	1	0	0	0	0	0	0	5		
1	Carole Miller		21:07	1-8	0-2	1-1	0	9	9	2	2	3	0	1	0	0	0	0	0	0	1	6		
5	Yonta Vaughn		07:47	1-3	0-1	0-0	0	0	0	1	1	2	2	2	2	2	0	0	0	0	0	-9		
34	London Clarkson		08:58	2-3	0-0	0-0	0	2	2	4	3	4	0	2	0	0	0	0	0	0	0	-8		
14	Kaydan Lawson		12:45	0-1	0-1	0-0	0	2	2	2	1	0	1	2	0	0	0	0	0	0	0	-10		
44	Mckenna Dale		05:43	0-1	0-1	0-0	1	0	1	0	0	0	0	1	0	0	0	0	0	0	0	-2		
32	Cady Pauley		17:36	1-5	1-5	0-0	0	1	1	1	0	3	1	0	0	0	0	0	0	0	0	6		
Team							1	2	3				0			0								
Totals				28-64	4-17	6-8	9	28	37	23	16	66	16	18	4	1	2	0						

Technical Fouls::NONE

Shooting By Period		
1 st	FG%	7-16 43.8%
	3PT%	2-5 40.0%
	FT%	0-0 0%
2 nd	FG%	7-15 46.7%
	3PT%	0-4 0.0%
	FT%	2-3 66.7%
3 rd	FG%	5-15 33.3%
	3PT%	1-4 25.0%
	FT%	2-3 66.7%
4 th	FG%	9-18 50.0%
	3PT%	1-4 25.0%
	FT%	2-2 100%
GM	FG%	28-64 43.8%
	3PT%	4-17 23.5%
	FT%	6-8 75.0%

Dead Ball Rebounds: 3, 0

Virginia Tech - 74

Record: 13-2 (3-2)

NO.	Name	F	Min	FG			3P			FT			Rebounds			Fouls		TP	AS	TO	ST	Blocks		+/-
				M-A	M-A	M-A	OR	DR	TOT	PF	FD	BS	BA											
11	D'asia Gregg	F	33:03	4-12	0-3	2-2	1	9	10	3	5	10	1	6	2	1	0	9						
13	Taylor Soule	F	37:23	8-17	0-2	2-4	3	7	10	4	7	18	2	2	0	0	0	10						
5	Georgia Amoore	G	38:47	7-16	4-10	4-4	0	4	4	3	4	22	1	1	0	0	1	10						
22	Cayla King	G	34:10	3-7	3-6	0-0	2	0	2	3	0	9	3	0	1	1	0	11						
23	Kayana Traylor	G	37:28	4-9	1-3	6-6	2	1	3	2	6	15	4	3	2	0	0	7						
32	Clara Ford		01:18	0-0	0-0	0-0	0	0	0	1	0	0	0	0	0	0	0	-2						
35	Taylor Geiman		17:51	0-1	0-1	0-0	0	2	2	0	1	0	1	1	0	0	0	-5						
Team							1	3	4				0			0								
Totals				26-62	8-25	14-16	9	26	35	16	23	74	12	13	5	2	1	8						

Technical Fouls::NONE

Shooting By Period		
1 st	FG%	8-18 44.4%
	3PT%	1-5 20.0%
	FT%	0-0 0%
2 nd	FG%	4-15 26.7%
	3PT%	1-6 16.7%
	FT%	6-6 100%
3 rd	FG%	7-15 46.7%
	3PT%	3-7 42.9%
	FT%	2-3 66.7%
4 th	FG%	7-14 50.0%
	3PT%	3-7 42.9%
	FT%	6-7 85.7%
GM	FG%	26-62 41.9%
	3PT%	8-25 32.0%
	FT%	14-16 87.5%

Dead Ball Rebounds: 1, 0

	Cavs	Hokies
Biggest lead	6 (2 nd 3:29)	8 (3 rd 5:36)
Best Scoring Run	8(2 nd 3:29)	9(1 st 1:07)
Lead Changes	7	
Times Tied	6	
Time with Lead	07:10	26:36

	Cavs	Hokies
Points from		
Turnovers	11	19
Paint	38	32
Second Chance	13	10
Fast Breaks	1	8
Bench	12	0

	Period by Period Scoring				
	1st	2nd	3rd	4th	TOT
Cavs	16	16	13	21	66
Hokies	17	15	19	23	74



2022-23 SEASON GAME-BY-GAME BOX SCORES

GAME ONE: VIRGINIA TECH 101 - MOUNT ST. MARY'S 45



Official Basketball Box Score - Final
Mount St. Mary's at Virginia Tech
 11/07/22 Cassell Coliseum, Blacksburg, Va.
 2022-23 Women's Basketball

Game Time: 5:00 PM
 Game Duration: 1:50
 Attendance: 2,104

Officials: Billy Smith, Courtney Robinson, Tommi Paris

Mount St. Mary's - 45 Record: 0-1

NO.	Name	Min	FG			3P			FT			Rebounds	Fouls	TP	AS	TO	ST	Blocks			+/-
			M.A.	M.A.	M.A.	M.A.	M.A.	M.A.	M.A.	M.A.	M.A.							M.A.	M.A.		
00	Isabella Hunt	F	21:06	3-12	0-4	0-0	1-2	3	5	2	6	3	5	3	0	0	0	0	5	-24	
43	Natale Villalor	F	28:48	3-6	2-4	2-1	3	2	4	11	0	1	1	0	0	0	0	0	0	-32	
4	Jo Ruffo	G	27:24	2-9	1-6	0-0	2	2	3	0	5	2	4	0	0	0	0	0	0	-27	
10	Michaela Harrison	G	28:30	5-14	4-11	1-1	0	0	0	2	15	0	1	0	0	1	0	0	0	-24	
22	Jessica Tomasetti	G	24:04	1-2	0-0	0-0	2	3	2	2	2	1	3	0	0	0	0	0	0	-22	
11	Jada Lee	00:46	0-0	0-0	0-0	0-0	0-0	0-0	0-0	1	0	0	0	0	0	0	0	0	-22		
15	Jasmine Lindsay-Huskey	16:35	0-1	0-1	0-0	0-1	1	1	2	2	0	1	0	0	0	0	0	0	-33		
25	Carissa Dunham	15:58	0-3	0-2	0-0	1	0	1	2	1	0	1	3	1	0	0	0	0	-43		
2	Kernia Ward	05:43	0-1	0-0	0-0	1	1	5	1	0	1	1	0	0	0	0	0	0	-13		
3	McKenzie Matheny	09:43	1-3	1-2	0-0	0-0	0-0	5	3	0	0	0	0	0	0	0	0	0	-17		
12	Giana Hoddinott	10:53	0-1	0-0	0-0	1	1	1	0	0	1	0	0	0	0	0	0	0	-18		
33	Isabella Pelcia	05:47	0-2	0-1	0-0	1	1	1	1	3	0	1	0	0	0	0	0	0	-14		
20	Jeadyn Jamison	05:03	0-2	0-2	0-0	0	1	1	0	0	0	1	0	0	0	0	0	0	-11		
Team										3	6	0	0	0	0	0	0	0	0		
Totals			15-56	8-33	7-8	10	13	23	29	15	45	9	24	5	1	7	0	0	0	-56	

Technical Fouls: NONE

Shooting By Period

1st FG%	2-14	14.3%
3PT%	1-9	11.1%
FT%	0	0%
2nd FG%	5-15	33.3%
3PT%	3-8	37.5%
FT%	1-2	50%
3rd FG%	6-14	42.9%
3PT%	3-8	37.5%
FT%	3	100%
4th FG%	2-13	15.4%
3PT%	1-8	12.5%
FT%	3	100%
GM FG%	15-56	26.8%
3PT%	8-33	24.2%
FT%	7-8	87.5%

Dead Ball Rebounds: 0-0

Virginia Tech - 101 Record: 1-0

NO.	Name	Min	FG			3P			FT			Rebounds	Fouls	TP	AS	TO	ST	Blocks			+/-
			M.A.	M.A.	M.A.	M.A.	M.A.	M.A.	M.A.	M.A.	M.A.							M.A.			
13	Taylor Soule	F	27:23	4-8	0-2	6-6	1	1	5	1	8	14	2	3	4	0	0	0	0	38	
33	Elizabeth Kiley	C	27:23	5-7	1-1	7-7	1	8	9	3	18	1	3	0	6	0	0	0	43		
5	Georgia Amoree	G	32:03	4-7	2-3	1-2	1	5	6	0	11	9	5	0	0	0	0	0	44		
15	Ashley Owusu	G	27:40	4-8	0-0	1-3	1	2	4	4	9	4	1	1	0	1	0	0	30		
22	Cayla King	G	23:29	10-17	9-16	4-5	2	2	4	1	3	33	2	0	0	1	0	0	37		
23	Kayana Traylor	18:34	4-8	1-2	2-2	2	2	4	1	11	3	2	3	0	0	0	0	0	33		
11	Dasia Gregg	17:37	0-0	0-0	0-0	3	3	2	0	0	1	0	0	0	0	0	0	0	29		
10	Charlise Dunn	08:27	1-2	1-2	2-2	0	1	1	2	5	0	0	0	0	0	0	0	0	8		
32	Clara Ford	08:48	0-0	0-0	0-0	2	2	2	0	0	0	0	0	0	0	0	0	0	11		
35	Taylor Geiman	08:36	0-2	0-2	0-0	1	1	2	1	0	0	0	0	0	0	0	0	0	7		
Team										6	7	0	0	0	0	0	0	0	0		
Totals			32-57	14-28	23-27	13	32	45	15	29	101	21	19	8	7	1	56				

Technical Fouls: NONE

Shooting By Period

1st FG%	7-14	50.0%
3PT%	4-7	57.1%
FT%	5-6	83.3%
2nd FG%	5-12	41.7%
3PT%	2-7	28.6%
FT%	9-9	100%
3rd FG%	9-14	64.3%
3PT%	2-4	50.0%
FT%	5-5	100%
4th FG%	11-17	64.7%
3PT%	6-10	60.0%
FT%	5-7	71.4%
GM FG%	32-57	56.1%
3PT%	14-28	50.0%
FT%	23-27	85.2%

Dead Ball Rebounds: 3-0

MSM Hokies

Biggest lead	0 (1st 10:00)	59 (4th 1:20)			
Best Scoring Run	5 (2nd 8:57)	20 (1st 0:55)			
Lead Changes	0				
Times Tied	0				
Time with Lead	00:00	39:43			
Points from Turnovers	11	34			
Paint	12	30			
Second Chance	2	19			
Fast Breaks	0	17			
Bench	6	16			
MSM	5	14			
Hokies	18	8			
Period by Period Scoring					
1st	2nd	3rd	4th	TOT	
MSM	5	14	18	8	45
Hokies	23	20	25	33	101



GAME TWO: VIRGINIA TECH 67 - BUCKNELL 41



Official Basketball Box Score - Final
Bucknell at Virginia Tech
 11/11/22 Cassell Coliseum, Blacksburg, Va.
 2022-23 Women's Basketball

Game Time: 7:30 PM
 Game Duration: 1:47
 Attendance: 2,268

Officials: Felix Coskco-Stephens, Erica Herрман, Bobby Ray

Bucknell - 41 Record: 0-2

NO.	Name	Min	FG			3P			FT			Rebounds	Fouls	TP	AS	TO	ST	Blocks			+/-
			M.A.	M.A.	M.A.	M.A.	M.A.	M.A.	M.A.	M.A.	M.A.							M.A.			
20	Kaylee Reinbeau	F	12:22	0-0	0-0	0-0	2	2	1	0	0	0	0	0	0	0	0	0	0	0	-11
52	Emma Shaffer	F	21:13	2-6	0-0	0-0	2	3	5	5	0	0	0	0	0	0	0	0	0	0	-6
3	Cecilia Collins	G	34:14	6-13	0-1	1-2	0	3	3	2	6	13	1	1	0	0	1	0	0	0	-19
14	Tal Johnson	G	13:43	1-4	0-0	0-0	0	1	1	2	0	1	0	0	0	0	0	0	0	0	-19
33	Julie Kulesza	G	14:03	2-3	0-0	1-2	0	0	0	1	2	5	0	0	0	0	0	0	0	0	-9
0	Emma Theodorsson	27:38	4-9	2-5	0-0	2	2	2	2	2	10	0	4	0	0	0	0	0	0	0	-15
10	Isabella King	15:57	1-3	0-2	0-0	2	2	0	0	2	0	0	0	0	0	0	0	0	0	0	-4
13	Grace Sullivan	18:17	1-3	0-0	0-0	0	4	4	1	2	1	1	0	0	0	0	0	0	0	0	-21
4	Caroline Dingler	27:05	1-1	0-0	0-0	1	6	7	3	2	1	2	0	0	0	0	0	0	0	0	-7
11	Bekki Matthews	04:58	0-0	0-0	1-2	0	0	0	0	1	1	0	0	0	0	0	0	0	0	0	-7
1	Remi Sisselman	10:00	0-1	0-1	0-0	0	0	0	0	1	0	0	0	0	0	0	0	0	0	0	-1
31	Nicole Davis	00:30	0-0	0-0	0-0	0	0	0	0	0	0	0	0	0	0	0	0	0	0	0	-1
Team										1	2	0	0	0	0	0	0	0	0	0	
Totals			18-43	2-9	3-6	4	24	28	19	16	41	3	20	0	3	2	0	0	0	0	-26

Technical Fouls: NONE

Shooting By Period

1st FG%	5-12	41.7%
3PT%	1-3	33.3%
FT%	0-0	0%
2nd FG%	6-11	54.5%
3PT%	0-1	0%
FT%	0-0	0%
3rd FG%	4-13	30.8%
3PT%	0-3	0%
FT%	2-4	50%
4th FG%	9-7	42.9%
3PT%	1-2	50%
FT%	1-2	50%
GM FG%	18-43	41.9%
3PT%	2-9	22.2%
FT%	3-6	50.0%

Dead Ball Rebounds: 3-1

Virginia Tech - 67 Record: 2-0

NO.	Name	Min	FG			3P			FT			Rebounds	Fouls	TP	AS	TO	ST	Blocks			+/-
			M.A.	M.A.	M.A.	M.A.	M.A.	M.A.	M.A.	M.A.	M.A.							M.A.			
13	Taylor Soule	F	25:47	2-8	0-1	2-4	0	4	4	5	6	1	0	1	0	0	0	0	0	25	
33	Elizabeth Kiley	C	35:22	10-10	0-0	2-2	6	7	13	1	6	22	2	1	1	1	1	0	0	23	
5	Georgia Amoree	G	26:43	3-10	2-7	3-4	0	2	2	4	11	4	2	1	0	0	0	0	0	21	
15	Ashley Owusu	G	27:21	2-9	1-1	4-4	3	3	3	2	9	2	2	1	0	0	0	0	0	21	
22	Cayla King	G	30:52	3-6	2-5	0-0	1	4	5	0	0	1	0	0	0	0	0	0	0	13	
23	Kayana Traylor	28:50																			

2022-23 SEASON GAME-BY-GAME BOX SCORES

GAME FIVE: VIRGINIA TECH 73 - MISSOURI 57



Official Basketball Box Score - Final
Virginia Tech at Missouri
11/23/22 Baha Mar Convention Center, Nassau
2022-23 Women's Basketball

Game Time: 1:30 PM
Game Duration: 1:56

Officials: Nyasha Thompson, Karolina Tabin, Neerita Williams

Virginia Tech - 73													Missouri - 57												
Record: 5-0													Record: 6-1												
NO.	Name	Min	FG	3P	FT	Rebounds	Fouls	TP	AS	TO	ST	Blocks	+/-	1st FG%	2nd FG%	3rd FG%	4th FG%	5th FG%	6th FG%	7th FG%	8th FG%	9th FG%	10th FG%		
			M/A	M/A	M/A	OR	DR	OR	DR	OR	DR	OR	DR												
13	Taylor Soule	F	20:54	1-3	0-1	2-2	3	1	4	5	3	4	1	0	0	0	0	0	0	0	0	0	0	0	
33	Elizabeth Kiley	G	31:31	7-18	0-0	3-4	2	8	10	3	9	17	0	2	1	2	1	2	1	2	1	2	1	2	
5	Georgia Amoree	G	38:29	4-12	3-8	4-4	0	3	3	3	15	6	1	0	0	0	0	0	0	0	0	0	0	0	
15	Ashley Owens	G	26:06	3-6	0-0	0-0	2	1	3	0	1	6	2	2	2	2	2	2	2	2	2	2	2	2	
22	Cayla King	G	26:49	2-5	1-4	0-0	1	2	3	4	2	2	2	1	0	0	0	0	0	0	0	0	0	0	
23	Kayana Traylor	G	31:43	5-9	1-2	7-8	1	5	6	3	5	18	4	0	1	0	1	0	1	0	1	0	1	0	
11	Dasia Gregg	G	20:49	3-4	1-2	1-2	1	3	4	3	2	8	0	1	0	0	0	0	0	0	0	0	0	0	
32	Clara Ford	G	00:44	0-0	0-0	0-0	0	0	0	0	0	0	0	0	0	0	0	0	0	0	0	0	0	0	
35	Taylor Geiman	G	02:56	0-0	0-0	0-0	0	0	0	0	0	0	0	0	0	0	0	0	0	0	0	0	0	0	
Team							1	2	3	0	0	1													
Totals			25:57	6:17	17:20	11	25	36	21	25	73	15	9	3	3	2	1	6							
Technical Fouls: NONE																									
Dead Ball Rebounds: 3-3																									

Virginia Tech - 73													Missouri - 57												
Record: 5-0													Record: 6-1												
NO.	Name	Min	FG	3P	FT	Rebounds	Fouls	TP	AS	TO	ST	Blocks	+/-	1st FG%	2nd FG%	3rd FG%	4th FG%	5th FG%	6th FG%	7th FG%	8th FG%	9th FG%	10th FG%		
			M/A	M/A	M/A	OR	DR	OR	DR	OR	DR	OR	DR												
43	Hayley Frank	F	33:22	3-9	0-4	2-2	1	3	4	2	4	8	2	1	0	0	0	0	0	0	0	0	0	0	
32	Jayla Kelly	C	11:55	1-4	0-0	0-3	1	1	2	5	3	2	0	2	0	0	2	0	0	2	0	0	2	0	
1	Lauren Hansen	G	21:39	2-9	1-4	0-0	0	0	0	0	3	0	5	0	1	0	0	0	0	0	0	0	0	0	
10	Katlyn Gilbert	G	08:41	0-1	0-1	0-0	0	3	3	0	0	2	2	0	0	0	0	0	0	0	0	0	0	0	
13	Haley Troup	G	37:09	6-12	4-7	5-5	1	2	3	1	6	21	1	0	0	0	0	0	0	0	0	0	0	0	
2	Sara-Rose Smith	G	24:06	1-4	0-0	0-0	1	3	4	2	0	2	0	1	2	0	1	2	0	1	1	2	0	1	
20	Sarah Linthacum	G	13:51	1-2	0-0	0-0	0	3	3	1	2	0	1	0	1	0	1	0	1	0	1	0	1	0	
4	Mama Dembele	F	17:37	1-2	0-1	1-4	0	0	0	4	4	3	2	1	1	0	0	0	0	0	0	0	0	0	
24	Ashon Judd	F	19:29	1-2	1-2	4-4	1	2	3	2	2	7	0	1	0	1	0	1	0	1	0	1	0	1	
21	Averi Kroenke	G	09:54	0-1	0-1	2-2	0	2	2	0	2	0	0	0	0	0	0	0	0	0	0	0	0	0	
40	Micha Linthacum	G	02:17	2-2	1-1	0-0	0	1	1	0	1	5	0	0	0	0	0	0	0	0	0	0	0	0	
Team							1	2	3	0	1	2													
Totals			18:48	7:21	14:20	6	18	24	25	21	57	8	12	3	2	3	1	6							
Technical Fouls: NONE																									
Dead Ball Rebounds: 2-3																									

Biggest lead		VT	UM
Best Scoring Run		20 (4 th 2:00)	5 (2 nd 9:28)
Lead Changes		2	7
Times Tied		19:11	18:13
Time with Lead		19:11	18:13

Points from Turnovers		VT	UM
Paint		13	18
Second Chance		15	5
Fast Breaks		2	2
Bench		26	21

Period by Period Scoring		VT	UM
1st		11	15
2nd		11	8
3rd		24	7
4th		23	24
TOT		73	57



GAME SIX: VIRGINIA TECH 89 - LONGWOOD 28



Official Basketball Box Score - Final
Virginia Tech at Longwood
11/27/22 Casell Coliseum, Blacksburg, VA
2022-23 Women's Basketball

Game Time: 2:00 PM
Game Duration: 1:54
Attendance: 1,193

Officials: Fatus Cissoko-Stephens, Ne Coppell, Linda Miles

Virginia Tech - 89													Longwood - 28												
Record: 6-0													Record: 1-5												
NO.	Name	Min	FG	3P	FT	Rebounds	Fouls	TP	AS	TO	ST	Blocks	+/-	1st FG%	2nd FG%	3rd FG%	4th FG%	5th FG%	6th FG%	7th FG%	8th FG%	9th FG%	10th FG%		
			M/A	M/A	M/A	OR	DR	OR	DR	OR	DR	OR	DR												
0	Brooke Anya	F	12:08	2-7	1-4	0-0	1	0	1	3	1	5	1	0	1	0	1	0	1	0	1	0	1	0	
1	Bailey Williams	G	28:36	2-7	1-3	0-0	0	1	1	1	0	5	1	0	0	0	0	0	0	0	0	0	0	0	
3	Adriana Ship	G	22:14	2-11	0-3	0-0	3	4	7	5	1	4	1	2	0	0	0	0	0	0	0	0	0	0	
10	Janay Turner	G	26:50	1-11	0-4	2-2	0	2	2	2	2	4	0	3	0	0	0	0	0	0	0	0	0	0	
30	Anne-Hamilton Leroy	G	19:22	1-7	0-0	0-0	0	1	1	3	2	4	0	4	0	0	0	0	0	0	0	0	0	0	
14	Alyssa Chapman	F	13:07	1-4	1-1	0-0	0	2	2	2	2	1	3	0	0	0	0	0	0	0	0	0	0	0	
22	Steph Davis	F	17:31	1-4	0-1	0-0	1	1	2	4	1	2	0	3	0	0	0	0	0	0	0	0	0	0	
4	Chadsonny Harley	F	18:25	0-5	0-2	3-6	0	0	0	0	5	3	1	2	1	0	0	0	0	0	0	0	0	0	
2	Milou Venema	F	19:16	0-3	0-0	0-0	0	0	0	0	0	0	0	0	0	0	0	0	0	0	0	0	0	0	
24	Geassy Germano	F	12:08	0-0	0-0	0-0	2	2	2	2	0	0	0	3	1	1	0	0	0	0	0	0	0	0	
11	Daysha Reid	G	06:56	0-0	0-0	0-0	1	1	3	0	0	0	0	0	0	0	0	0	0	0	0	0	0	0	
23	Jael Hall	F	03:27	0-1	0-0	0-0	0	0	0	1	0	0	0	0	0	0	0	0	0	0	0	0	0	0	
Team							6	5	11	0	0	0													
Totals			10:80	3:18	5:8	11	19	30	27	12	28	4	17	4	1	7	0	0	0	0	0	0	0	0	
Technical Fouls: NONE																									
Dead Ball Rebounds: 1-0																									

Virginia Tech - 89													Longwood - 28												
Record: 6-0													Record: 1-5												
NO.	Name	Min	FG	3P	FT	Rebounds	Fouls	TP	AS	TO	ST	Blocks	+/-	1st FG%	2nd FG%	3rd FG%	4th FG%	5th FG%	6th FG%	7th FG%	8th FG%	9th FG%	10th FG%		
			M/A	M/A	M/A	OR	DR	OR	DR	OR	DR	OR	DR												
13	Taylor Soule	F	22:22	3-6	0-0	3-5	4	2	6	1	5	9	1	2	0	1	2	0	1	2	0	1	2	0	
33	Elizabeth Kiley	C	24:03	9-13	0-0	5-5	5	9	14	2	6	23	2	2	2	1	0	0	0	0	0	0	0		
5	Georgia Amoree	G	29:05	2-8	2-7	1-2	0	2	2	2	1	7	7	3	1	0	0	0	0	0	0	0	0	0	
15	Ashley Owens	G	25:53	7-8	4-5	3-3	0	2	2	0	3	21	0	0	0	0	0	0	0	0	0	0	0	0	
22	Cayla King	G	26:44	2-8	2-7	0-0	0	4	4	1	2	6	1	0	0	0	0	0	0	0	0	0	0	0	
23	Kayana Traylor	G</																							

2022-23 SEASON GAME-BY-GAME BOX SCORES

GAME NINE: VIRGINIA TECH 73 - BOSTON COLLEGE 58



Official Basketball Box Score - Final
Virginia Tech at Boston College
12/07/22 Conte Forum, Chestnut Hill, Mass.
2022-23 Women's Basketball

Game Time: 6:00 PM
Game Duration: 1:50
Attendance: 1,112
Officials: Joseph Vascy, Pauline Spurlock-Webb, Meadow Overstreet

Virginia Tech - 73

Record: 9-0 (1-0)

NO.	Name	Min	FG		3P		FT		Rebounds	Fouls	TP	AS	TO	ST	Blocks		+/-	Shooting By Period	
			M.A.	M.A.	M.A.	M.A.	OR	DR							OR	DR		1st	2nd
13	Taylor Soule	F 27:47	4-7	1-1	0-0	3-2	5-4	4-4	9	2	3	2	2	0	0	10	1st FGM% 7-17 41.2%	3PT% 2-5 40.0%	
33	Elizabeth Kisley	G 36:48	9-18	0-0	4-5	11	12	4-3	22	3	4	2	2	2	17	FT% 1-2 50%	2nd FGM% 10-13 76.9%		
5	Georgia Amoree	G 40:00	2-5	0-1	4-4	0	1	1	4	8	5	1	0	0	15	3PT% 3-4 75.0%	FT% 3-3 100%		
22	Cayla King	G 39:12	5-8	5-8	1-1	2-3	2	1	16	2	1	1	0	0	15	3PT% 3-4 75.0%	FT% 3-3 100%		
23	Kayana Traylor	G 19:44	4-9	1-3	0-1	1	0	1	4	2	9	1	4	0	1	9	3rd FGM% 6-11 54.5%	FT% 2-4 50.0%	
11	D'asia Gregg	25:55	2-5	0-2	0-0	2	5	7	2	0	4	5	3	0	1	7	FT% 2-2 100%	4th FGM% 5-13 38.5%	
35	Taylor Geiman	08:26	1-1	1-1	0-0	0	0	0	1	3	0	1	0	0	2	FT% 1-1 100%	FT% 1-3 33.3%		
32	Clara Ford	01:54	1-1	0-0	0-0	0	0	0	0	2	0	1	0	0	1	FT% 1-1 100%	FT% 3-4 75%		
10	Charlise Dunn	00:14	0-0	0-0	0-0	0	0	0	0	0	0	0	0	0	0	FT% 0-1 0.0%	GM FGM% 28-54 51.9%		
Team			2-3		5-6		0-1		0		1		0		1		FT% 3-6 50.0%	FT% 9-11 81.8%	
Totals			28-54		8-16		9-11		10-24		34		18		14		73	19	17

Technical Fouls: NONE

Dead Ball Rebounds: 0

Boston College - 58

Record: 7-4 (0-1)

NO.	Name	Min	FG		3P		FT		Rebounds	Fouls	TP	AS	TO	ST	Blocks		+/-	Shooting By Period	
			M.A.	M.A.	M.A.	M.A.	OR	DR							OR	DR		1st	2nd
5	Maria Galdeng	G 35:26	5-9	0-0	4-6	2	4	6	2	7	14	3	4	0	3	2	11	1st FGM% 5-17 29.4%	3PT% 1-4 25.0%
4	JoJo Lacey	G 33:04	3-7	0-1	0-0	0	1	4	0	6	1	1	1	0	0	18	3PT% 0-0 0%	2nd FGM% 6-12 50.0%	
20	Taina Mair	G 40:00	5-12	1-5	0-0	0	3	2	0	11	6	1	1	0	0	15	3PT% 2-2 100%	FT% 5-6 83.3%	
21	Andrea Daley	G 36:26	4-9	1-1	6-8	3	3	6	2	7	2	4	1	1	0	7	3rd FGM% 2-2 100%	FT% 2-2 100%	
24	Dontavia Waggoner	G 33:02	5-13	0-0	0-0	1	4	5	4	10	0	1	6	0	1	14	FT% 3-4 75%	4th FGM% 4-10 40.0%	
12	Aly VanTimmeren	20:45	0-4	0-2	2-2	0	0	0	0	1	2	0	1	0	0	12	FT% 1-1 100%	FT% 4-6 66.7%	
3	Ava McGee	01:07	0-0	0-0	0-0	0	0	0	0	0	0	0	0	0	2	FT% 0-0 0%	GM FGM% 25-54 46.3%		
Team			3-3		6-6		0-0		0		0		0		0		FT% 2-9 22.2%	FT% 12-16 75.0%	
Totals			22-54		2-9		12-16		9-18		27		14		18		58	12	12

Technical Fouls: NONE

Dead Ball Rebounds: 0

Biggest lead

VT 19 (2nd 0:06)

BC 0 (1st 10:00)

Points from Turnovers 14

VT 14 BC 14

Period by Period Scoring

1st 2nd 3rd 4th TOT

VT 17 26 16 14 73

Best Scoring Run

10 (1st 0:26)

5 (2nd 9:24)

Paint 26

VT 14 BC 10

Second Chance 10

5

Fast Breaks 6

VT 9 BC 9

Lead Changes

0

Times Tied 1

Bench 9

VT 17 BC 22

12

58

58

Time with Lead

38:46

00:00

Bench 9

2

2

58

58



GAME 10: VIRGINIA TECH 86 - UNC ASHEVILLE 48



Official Basketball Box Score - Final
UNC Asheville at Virginia Tech
12/11/22 Cassell Coliseum, Blacksburg, Va.
2022-23 Women's Basketball

Game Time: 1:00 PM
Game Duration: 1:45
Attendance: 2,027
Officials: Denise Brooks, Safi Esht, Roy Bullock, Jr.

UNC Asheville - 48

Record: 4-4

NO.	Name	Min	FG		3P		FT		Rebounds	Fouls	TP	AS	TO	ST	Blocks		+/-	Shooting By Period	
			M.A.	M.A.	M.A.	M.A.	OR	DR							OR	DR		1st	2nd
5	Nycerra Minnis	F 22:27	1-2	0-0	0-2	0	3	2	2	2	2	0	2	0	0	24	1st FGM% 3-15 20.0%	3PT% 1-4 25.0%	
2	Faith Adams	G 07:25	1-4	1-2	0-0	0	0	0	1	3	1	0	0	1	1	20	FT% 1-2 50%	2nd FGM% 4-12 33.3%	
12	McKinley Brooks-Sumpter	G 23:57	5-10	0-2	1-1	0	7	4	2	11	0	4	0	1	0	20	3PT% 1-5 20.0%	FT% 1-2 50%	
23	Mallory Bruce	G 16:43	2-5	1-2	0-0	1	2	3	2	0	1	1	0	0	14	3PT% 1-5 20.0%	FT% 1-2 50%		
30	Jordayna Ivey	G 29:24	5-10	2-3	4-6	2	0	2	3	4	16	3	3	1	1	28	3rd FGM% 6-15 40.0%	FT% 2-5 40.0%	
20	Dakota McCaughan	17:30	0-5	0-3	0-0	1	1	2	0	0	0	4	1	2	0	18	FT% 1-2 50%	4th FGM% 6-14 42.9%	
45	Abigail Wilson	17:33	0-3	0-1	0-0	0	1	4	0	0	0	0	0	0	14	FT% 1-3 33.3%	FT% 1-3 33.3%		
10	Jamaya Blanks	19:01	4-8	1-1	0-0	1	3	4	2	0	9	2	0	0	19	3PT% 1-4 25.0%	FT% 1-3 33.3%		
11	Millie Brown	18:26	0-4	0-4	0-0	1	2	3	1	0	0	0	0	0	11	FT% 0-0 0%	GM FGM% 19-58 32.8%		
24	Jadi Brigrman	10:17	0-0	0-0	0-0	0	1	1	0	0	0	1	0	0	11	FT% 0-0 0%	FT% 5-8 62.5%		
3	Jamia Blake	17:17	1-5	0-0	0-0	1	3	4	3	0	2	0	3	1	0	20	FT% 1-1 100%	FT% 5-9 55.6%	
Team			2-3		5-6		0-0		0		2		0		0		FT% 3-6 50.0%	FT% 9-11 81.8%	
Totals			19-56		5-18		5-9		9-26		35		22		8		48	22	6

Technical Fouls: NONE

Dead Ball Rebounds: 0

Virginia Tech - 86

Record: 10-0

NO.	Name	Min	FG		3P		FT		Rebounds	Fouls	TP	AS	TO	ST	Blocks		+/-	Shooting By Period	
			M.A.	M.A.	M.A.	M.A.	OR	DR							OR	DR		1st	2nd
13	Taylor Soule	F 27:03	7-10	1-2	5-7	3	2	5	1	4	21	2	1	1	0	36	1st FGM% 7-16 43.8%	3PT% 1-6 16.7%	
33	Elizabeth Kisley	G 24:24	6-9	0-1	6-8	2	8	10	2	6	18	1	2	0	0	26	3PT% 2-2 100%	FT% 2-2 100%	
5	Georgia Amoree	G 31:04	4-11	2-9	0-0	0	3	3	0	10	10	3	2	0	0	29	2nd FGM% 8-14 57.1%	FT% 2-2 100%	
22	Cayla King	G 26:48	4-7	4-6	0-1	2	0	2	2	3	12	2	0	1	1	28	3PT% 2-5 40.0%	FT% 2-2 100%	
23	Kayana Traylor	G 26:28	4-12	1-3	1-2	1	2	0	4	10	3	0	1	1	21	FT% 6-8 75%	FT% 6-8 75%		
11	D'asia Gregg	24:08	4-6	2-3	0-0	1	6	7	1	10	2	1	0	0	25	3rd FGM% 7-12 58.3%	FT% 4-8 50.0%		
35	Taylor Geiman	12:28	0-1	0-1	0-0	0	0	0	0	0	0	1	0	0	11	FT% 0-0 0%	FT% 6-9 66.7%		
10	Charlise Dunn	12:21	0-2	0-2	0-0	0	0	0	1	0	0	0	1	1	0	4	FT% 0-0 0%	FT% 8-18 44.4%	
32	Clara Ford	11:29	0-0	0-0	2-2	0	3	3	1	2	0	2	0	0	0	4	3PT% 1-1 100%	FT% 1-1 100%	
14	Maddie Vejsicky	03:47	1-2	1-1	0-0	0	1	1	0	0	0	0	0	0	1	1	FT% 1-1 100%	GM FGM% 30-60 50.0%	
Team			0-0		0-0		0-0		0		0		0		0		FT% 3-3 100%	FT% 11-28 39.3%	
Totals			30-60		11-28		15-20		27-37		34		8		22		86	20	9

Technical Fouls: NONE

Dead Ball Rebounds: 2

Biggest lead

UNC 0 (1st 10:00)

Hokies 40 (4th 2:35)

Points from Turnovers 24

UNC 24 Hokies 24

Period by Period Scoring

1st 2nd 3rd 4th TOT

UNC 8 11 15 14 48

Best Scoring Run

4 (3rd 3:14)

12 (3rd 4:43)

Paint 26

UNC 8 Hokies 17

Second Chance 6

10

Fast Breaks 11

15

Lead Changes

0

Times Tied 1

Bench 11

2022-23 SEASON GAME-BY-GAME BOX SCORES

GAME 13: VIRGINIA TECH 59 - CLEMSON 64



Official Basketball Box Score - Final
Virginia Tech at Clemson
12/29/23 Littlejohn Coliseum, Clemson
2022-23 Women's Basketball

Game Time: 6:00 PM
Game Duration: 2:01
Attendance: 1,517

Officials: Bryan Brunette, Brock Morris, Erika Herrman

Virginia Tech - 59

Record: 11-2 (1-2)

NO.	Name	Min	FG		3P		FT		Rebounds		Fouls		TP	AS	ST	Blocks		+/-	
			M.A.	M.A.	M.A.	M.A.	OR	DR	FF	FD	BS	BA							
13	Taylor Soule	F	30:25	3-5	0-1	3-4	3	3	6	4	4	9	4	1	0	0	0	1	
53	Elizabeth Kitley	G	38:47	4-7	0-0	6-8	3	3	6	2	5	14	0	3	0	0	0	-4	
5	Georgia Amoreo	G	39:32	5-13	1-2	0	2	2	4	4	14	3	2	1	0	0	0	-6	
22	Cayla King	G	38:45	5-12	5-11	0	2	4	6	3	15	2	1	2	0	0	0	-7	
23	Kayana Traylor	G	31:16	0-9	0-4	2-4	1	3	4	1	3	2	3	4	3	0	2	-1	
11	D'asia Gregg	G	21:00	2-5	1-1	0-0	0	3	3	3	1	5	0	4	0	0	0	-6	
32	Clara Ford	G	01:15	0-0	0-0	0-0	0	0	0	0	0	0	0	0	0	0	0	-2	
Team							3	2	5	0	1								
Totals			19:51	9:28	12:20	12	20	32	18	20	59	12	18	6	0	2	5		

Technical Fouls: King 3, 7, 7, 5, 5

Shooting By Period	
1st FG%	6-14 42.9%
3PT%	2-7 28.6%
FT%	2-2 100%
2nd FG%	4-11 36.4%
3PT%	2-7 28.6%
FT%	0-2 0%
3rd FG%	4-12 33.3%
3PT%	1-5 20.0%
FT%	6-10 60%
4th FG%	5-14 35.7%
3PT%	4-9 44.4%
FT%	4-6 66.7%
GM FG%	19:51 37.3%
3PT%	9:28 32.1%
FT%	12:20 60.0%

Dead Ball Rebounds: 6

Clemson - 64

Record: 10-4 (1-1)

NO.	Name	Min	FG		3P		FT		Rebounds		Fouls		TP	AS	ST	Blocks		+/-
			M.A.	M.A.	M.A.	M.A.	OR	DR	FF	FD	BS	BA						
5	Amar Robinson	F	34:18	7-14	2-3	0-0	5	4	9	1	2	16	2	1	1	0	0	2
12	Hannah Hank	C	27:32	4-7	2-3	0-2	2	6	8	4	1	10	0	2	3	0	0	9
0	Brie Perpignan	G	22:32	2-7	0-3	0-0	1	0	1	4	1	4	1	0	0	0	-1	
2	Daiha Bradford	G	32:11	3-9	1-7	5-5	1	2	3	3	5	12	3	4	4	0	0	10
22	Ruby Whitehorn	G	34:18	5-13	0-2	3-4	5	4	9	2	3	13	2	2	1	0	3	
3	Makayla Elmore	F	06:30	0-0	0-0	0-0	0	0	0	0	0	0	0	0	0	0	-1	
24	AleJah Douglas	F	18:02	1-3	0-2	0-2	1	2	3	3	2	0	3	0	0	0	0	5
30	Madi Ott	F	11:27	0-3	0-3	0-0	0	0	0	0	0	0	0	0	0	0	-1	
21	Eno Inyang	F	11:40	2-3	0-0	3-4	2	3	5	3	2	7	0	1	1	0	0	
15	Kionna Gaines	F	01:30	0-0	0-0	0-0	0	0	0	0	0	0	0	0	0	0	-1	
Team							1	2	3	0	1							
Totals			24:59	5:23	11:17	18	22	40	21	17	64	8	14	11	2	0	5	

Technical Fouls: Bradford 3, 7, 7, 5, 5

Shooting By Period	
1st FG%	11-18 61.1%
3PT%	3-5 60.0%
FT%	1-1 100%
2nd FG%	6-20 30.0%
3PT%	0-7 0.0%
FT%	0-0 0%
3rd FG%	9-12 75.0%
3PT%	1-6 16.7%
FT%	4-4 100%
4th FG%	4-9 44.4%
3PT%	1-5 20.0%
FT%	6-12 50%
GM FG%	24:59 40.7%
3PT%	5-23 21.7%
FT%	11-17 64.7%

Dead Ball Rebounds: 3

Biggest lead		Points from Turnovers		Period by Period Scoring	
VT	CU	1st	2nd	3rd	4th
8 (1st 7:10)	15 (3rd 7:55)	16	14	34	34
Best Scoring Run		Paint		Totals	
8 (4th 7:52)		12 (2nd 7:25)		VT 16 10 15 18 59	
Lead Changes		Second Chance		Totals	
5		11 19		VT 16 10 15 18 59	
Times Tied		Fast Breaks		Totals	
1		6 9		VT 16 10 15 18 59	
Time with Lead		Bench		Totals	
05:59 33:19		5 9		VT 16 10 15 18 59	



GAME 14: VIRGINIA TECH 68 - UNC 65



Official Basketball Box Score - Final
North Carolina at Virginia Tech
01/01/23 Cassell Coliseum, Blacksburg, VA
2022-23 Women's Basketball

Game Time: 4:00 PM
Game Duration: 1:50
Attendance: 4,186

Officials: Joseph Vasczy, Talisa Green, Thomas Danaher

North Carolina - 65

Record: 9-4 (0-2)

NO.	Name	Min	FG		3P		FT		Rebounds		Fouls		TP	AS	ST	Blocks		+/-
			M.A.	M.A.	M.A.	M.A.	OR	DR	FF	FD	BS	BA						
31	Anya Poole	F	26:57	0-1	0-0	1-2	1	7	8	1	1	1	1	1	0	0	2	1
1	Alyssa Valtys	G	23:35	6-8	0-0	0-0	2	3	5	4	1	12	1	2	0	0	0	4
3	Kennedy Todd-Williams	G	34:08	3-14	1-5	2-2	2	3	5	2	1	9	1	1	2	0	1	1
10	Eva Hodgson	G	30:57	2-6	1-3	0-0	0	1	1	0	5	0	1	0	0	0	-10	
25	Deja Kelly	G	33:34	9-17	1-2	2-2	0	3	3	5	7	21	3	4	3	0	1	2
2	Paulina Paris	F	21:21	6-9	2-4	1-2	1	1	2	1	3	15	0	0	0	0	-2	
13	Tionn Kay	F	09:39	0-2	0-0	0-0	1	1	2	2	1	0	0	1	0	0	1	
0	Alexandra Zalyaya	F	13:03	0-2	0-2	0-0	0	0	0	3	1	0	1	0	1	0	-5	
20	Destiny Adams	F	06:46	0-1	0-0	2-2	1	0	1	0	1	2	0	0	0	0	-3	
Team							1	2	2	0								
Totals			26:60	5-16	8-10	9	20	29	19	16	65	5	10	3	4	3		

Technical Fouls: NONE

Shooting By Period	
1st FG%	7-15 46.7%
3PT%	0-2 0.0%
FT%	7-9 77.8%
2nd FG%	7-19 36.8%
3PT%	3-8 37.5%
FT%	4-4 100%
3rd FG%	6-13 46.2%
3PT%	1-2 50.0%
FT%	3-4 75%
4th FG%	6-13 46.2%
3PT%	1-4 25.0%
FT%	1-2 50%
GM FG%	26:60 43.3%
3PT%	5-16 31.3%
FT%	9-10 90.0%

Dead Ball Rebounds: 1

Virginia Tech - 68

Record: 12-2 (2-2)

NO.	Name	Min	FG		3P		FT		Rebounds		Fouls		TP	AS	ST	Blocks		+/-
			M.A.	M.A.	M.A.	M.A.	OR	DR	FF	FD	BS	BA						
13	Taylor Soule	F	19:26	2-5	1-1	0-0	4	1	5	4	2	5	1	4	1	0	0	9
33	Elizabeth Kitley	C	39:13	5-11	0-0	3-4	2	5	7	3	6	13	1	6	0	1	2	0
5	Georgia Amoreo	G	40:00	7-17	6-14	4-5	0	2	2	1	2	24	6	7	0	0	3	
22	Cayla King	G	38:32	3-8	3-7	3-3	4	4	8	3	4	12	1	1	1	1	1	
23	Kayana Traylor	G	26:12	1-4	0-2	1-1	0	3	3	1	3	5	1	0	0	0	1	
11	D'asia Gregg	G	33:03	3-2	2-6	3-3	2	6	10	2	4	11	2	1	0	1	0	
35	Taylor Geiman	F	05:37	0-1	0-1	0-0	0	1	1	0	0	0	0	0	0	0	0	
Team							0	2	2	0								
Totals			21:55	12:31	14:16	16	19	68	16	20	68	16	20	4	3	3		

Technical Fouls: NONE

Shooting By Period	
1st FG%	3-13 23.1%
3PT%	3-10 30.0%
FT%	7-7 100%
2nd FG%	8-14 57.1%
3PT%	4-8 50.0%
FT%	1-1 100%
3rd FG%	5-18 27.8%
3PT%	3-9 33.3%
FT%	5-5 100%
4th FG%	9-10 90.0%
3PT%	2-4 50.0%
FT%	3-3 100%
GM FG%	21:55 38.2%
3PT%	12-31 38.7%
FT%	14-16 87.5%

Dead Ball Rebounds: 4

Biggest lead		Points from Turnovers		Period by Period Scoring	
Heels	Hokies	1st	2nd	3rd	4th
6 (3rd 6:44)	4 (2nd 4:54)	16	8	14	11
Best Scoring Run		Paint		Totals	
8 (3rd 6:44)		9 (3rd 3:46)		VT 16 20 16 14 65	
Lead Changes		Second Chance		Totals	
26		14 11		VT 16 20 16 14 65	
Times Tied		Fast Breaks		Totals	
12		3 0		VT 16 20 16 14 65	
Time with Lead		Bench		Totals	
17:33 13:50		17 11		VT 16 20 16 14 65	



GAME 15: VIRGINIA TECH 74 - UVA 66



Official Basketball Box Score - Final
Virginia Tech at Virginia Tech
01/05/23 Cassell Coliseum, Blacksburg, VA
2022-23 Women's Basketball

Game Time: 7:00 PM
Game Duration: 1:51
Attendance: 2,650

Officials: Angelica Suthren, Edward Sidisky, Kevin Spannock

Virginia - 66

Record: 13-2 (2-2)

NO.	Name	Min	FG		3P		FT		Rebounds		Fouls		TP	AS	ST	Blocks		+/-
-----	------	-----	----	--	----	--	----	--	----------	--	-------	--	----	----	----	--------	--	-----

2022-23 SEASON GAME-BY-GAME SCORES

GAME 17: VIRGINIA TECH 81 - LOUISVILLE 79



Official Basketball Box Score - Final
Louisville at Virginia Tech
 01/20/23 Cassell Coliseum, Blacksburg, Va.
 2022-23 Women's Basketball

Game Time: 7:00 PM
 Game Duration: 1:59
 Attendance: 2,328
 Officials: Karen Preatts, Pauline Spurlock, Welsh, Tara Cozse

NO.	Name	Min	FG			FT			Rebounds		Fouls		TP	AS	TO	ST	Blocks		+/-	
			M.A.	M.A.	M.A.	OR	DR	OR	DR	PF	FF	BS					BA			
22	Liz Dixon	F	23:39	2-4	0-0	0-0	0	1	1	4	0	4	2	2	0	2	1	2	1	2
44	Olivia Cochran	F	09:46	2-2	0-0	0-0	0	1	1	4	0	4	0	1	0	0	0	0	0	5
3	Christyl Carr	G	26:28	2-7	2-4	0-0	0	1	1	0	0	6	1	1	1	0	0	0	0	1
10	Hallely Van Lith	G	40:00	10-26	2-7	7-7	3	2	5	2	4	29	3	5	3	0	3	2	2	
24	Morgan Jones	G	38:45	7-11	0-0	5-9	0	9	2	6	19	2	4	1	0	0	0	0	1	
2	Nyla Harris	08:02	1-2	0-0	0-0	2	0	2	1	2	2	0	1	1	0	1	0	0	1	
40	Josiah Williams	11:46	3-4	0-1	0-0	1	1	2	4	0	6	0	0	0	0	0	0	0	3	
15	Mykasia Robinson	33:29	3-4	0-0	0-0	3	5	8	3	1	6	0	3	1	0	0	0	0	0	
13	Merissa Russell	06:06	1-1	1-1	0-0	0	0	0	1	0	3	1	1	0	1	0	0	0	3	
Team						1	1	2	0	0	0	0	0	0	0	0	0	0	0	
Totals			31-61	5-13	12-16	10	21	31	21	13	79	15	15	9	4	5	2			

Record: 13-6 (4-2)
 Shooting By Period
 1st FG%: 7-13 53.8%
 2nd FG%: 3-7 42.9%
 3rd FG%: 10-15 66.7%
 4th FG%: 2-3 66.7%
 5th FG%: 7-9 77.8%
 FT%: 1-2 50.0%
 GM FG%: 31-61 50.8%
 3PT%: 5-13 38.5%
 FT%: 12-16 75.0%
 Dead Ball Rebounds: 2-0
 Technical Fouls: NONE

NO.	Name	Min	FG			FT			Rebounds		Fouls		TP	AS	TO	ST	Blocks		+/-
			M.A.	M.A.	M.A.	OR	DR	OR	DR	PF	FF	BS					BA		
13	Taylor Soule	F	27:28	9-14	0-0	6-9	1	1	2	5	8	24	1	3	1	0	1	5	1
33	Elizabeth Kitley	C	38:15	7-11	0-0	6-9	5	9	14	1	6	20	2	2	1	2	1	4	1
5	Georgia Amoree	G	37:52	5-15	2-8	1-2	0	3	1	4	13	8	2	0	0	2	0	0	1
22	Gayla King	G	33:23	1-7	0-6	0-0	0	2	2	4	0	2	1	1	1	0	0	0	5
23	Kayana Traylor	G	31:33	6-9	3-4	2-2	1	2	3	0	3	17	0	2	1	2	0	2	0
11	D'asia Gregg	22:34	1-3	0-1	0-0	1	0	1	2	0	2	1	4	0	0	0	0	0	10
35	Taylor Geiman	08:55	1-1	1-1	0-0	0	0	2	2	1	0	3	0	0	0	0	0	0	3
Team						4	3	7	0	0	1	0	0	0	0	0	0	0	0
Totals			30-60	6-20	15-22	12	22	34	14	21	81	13	15	4	15	4	2		

Record: 14-3 (4-3)
 Shooting By Period
 1st FG%: 9-17 52.9%
 2nd FG%: 1-6 16.7%
 3rd FG%: 1-2 50.0%
 4th FG%: 7-16 43.8%
 5th FG%: 1-4 25.0%
 FT%: 1-1 100%
 6th FG%: 7-9 77.8%
 FT%: 1-1 100%
 GM FG%: 30-60 50.0%
 3PT%: 6-20 30.0%
 FT%: 15-22 68.2%
 Dead Ball Rebounds: 4-0
 Technical Fouls: Soule 3, Gregg 2, 22

Cards	Hokies	Points from Turnovers	Cards/Hokies		Period by Period Scoring			
			1st	2nd	3rd	4th	TOT	
5 (4 th 5:33)	7 (2 nd 9:02)	16	16	16	16	16	16	16
Best Scoring Run	5 (3 rd 4:07)	8 (1 st 0:04)	Paint	38	38			
Lead Changes	13	Second Chance	18	19				
Times Tied	17	Fast Breaks	5	4				
Time with Lead	11:55	Bench	17	5				



GAME 18: VIRGINIA TECH 69 - PITT 62



Official Basketball Box Score - Final
Virginia Tech at Pittsburgh
 01/19/23 Petersen Events Center, Pittsburgh
 Pa vs. Virginia Tech

Game Time: 8:00 PM
 Game Duration: 1:51
 Attendance: 356
 Officials: Bruce Morris, Mark Resch, Krystle Appalton

NO.	Name	Min	FG			FT			Rebounds		Fouls		TP	AS	TO	ST	Blocks		+/-
			M.A.	M.A.	M.A.	OR	DR	OR	DR	PF	FF	BS					BA		
13	Taylor Soule	F	30:52	5-10	0-1	2-2	8	3	11	4	3	12	0	3	0	0	3	4	4
33	Elizabeth Kitley	C	38:48	6-9	0-0	1-2	2	11	13	2	4	13	1	0	1	1	1	5	5
5	Georgia Amoree	G	37:45	7-17	5-11	2-2	0	1	1	3	2	1	3	2	0	1	0	1	6
22	Gayla King	G	28:31	1-7	1-7	0-0	0	2	2	2	0	3	1	1	1	0	0	6	6
23	Kayana Traylor	G	28:41	3-7	1-5	6-7	0	1	1	4	13	3	1	0	0	0	0	9	9
11	D'asia Gregg	11:02	1-1	0-0	0-0	1	3	4	3	2	2	1	2	0	0	0	0	3	
15	Ashley Owusu	21:35	2-8	1-4	0-0	1	1	2	0	5	2	0	0	0	0	0	0	1	
35	Taylor Geiman	02:46	0-0	0-0	0-0	0	0	0	0	0	0	0	0	0	0	0	0	4	
Team						2	1	3	0	0	2	0	2	0	0	0	0	0	0
Totals			25-59	8-28	11-13	13	23	36	17	15	69	14	10	4	1	6	7		

NO.	Name	Min	FG			FT			Rebounds		Fouls		TP	AS	TO	ST	Blocks		+/-
			M.A.	M.A.	M.A.	OR	DR	OR	DR	PF	FF	BS					BA		
5	Amber Brown	F	33:54	4-6	0-0	9-10	1	7	8	2	6	17	1	0	0	0	0	4	4
21	Maliyah Johnson	F	32:57	5-7	2-4	1-2	0	4	4	1	3	13	1	2	0	0	0	8	8
23	Avery Strickland	F	30:21	3-9	1-4	0-0	0	3	3	1	2	7	0	0	0	0	0	1	3
2	Liatu King	G	18:41	4-10	0-0	1-1	2	2	4	2	1	9	0	2	3	1	0	0	8
11	Marley Washenitz	G	26:37	2-5	0-1	0-0	1	0	1	2	0	4	2	3	1	0	0	0	9
4	Emy Hayford	13:07	1-2	0-0	1-1	0	1	1	1	2	1	3	2	0	0	0	0	1	
22	Gabby Hutcherson	14:58	0-5	0-1	0-0	0	2	2	1	0	0	0	0	0	0	0	0	4	
14	Cynthia Ezaja	12:27	1-3	0-0	3-4	2	1	3	4	3	5	0	0	0	0	0	0	2	
1	Dayshanette Harris	13:45	1-3	0-0	2-2	1	0	1	0	1	4	0	1	1	1	0	0	1	
12	Ashin Malcolm	03:13	0-1	0-1	0-0	0	0	0	0	0	0	0	0	0	0	0	0	0	
Team						1	2	3	0	1	1	3	1	1	5	6	1	7	
Totals			21-51	3-11	17-20	8	22	30	15	17	62	6	11	5	6	1	7		

Cards	Hokies	Points from Turnovers	Cards/Hokies		Period by Period Scoring			
			1st	2nd	3rd	4th	TOT	
11 (3 rd 2:36)	0 (1 st 10:00)	10	10	12				
Best Scoring Run	7 (3 rd 8:39)	7 (2 nd 1:17)	Paint	24	26			
Lead Changes	0	Second Chance	12	10				
Times Tied	1	Fast Breaks	10	3				
Time with Lead	39:21	Bench	7	12				



GAME 19: VIRGINIA TECH 74 - WAKE FOREST 57



Official Basketball Box Score - Final
Wake Forest at Virginia Tech
 01/20/23 Cassell Coliseum, Blacksburg, Va.
 2022-23 Women's Basketball

Game Time: 1:00 PM
 Game Duration: 1:49
 Attendance: 3,269
 Officials: Carla Fountain, Ryan Durham, NC, Cappell

NO.	Name	Min	FG			FT			Rebounds		Fouls		TP	AS	TO	ST	Blocks		+/-
			M.A.	M.A.	M.A.	OR	DR	OR	DR	PF	FF	BS					BA		
20	Olivia Summiel	F	19:48	0-2	0-0	0-0	0	1	1	2	0	0	0	1	0	1	0	1	13
25	Dameara Hinds	F	32:39	4-6	0-0	1-2	3	7	10	4	1	9	1	4	1	1	0	0	6
2	Kaia Harrison	G	40:00	1-7	0-0	5-5	1	5	6	4	3	7	0	2	0	0	0	0	17
21	Elise Williams	G	32:36	4-9	1-3	3-3	0	4	4	2	3	16	0	4	1	1	0	0	7
24	Jewel Spear	G	36:32	8-18	5-12	6-6	0	1	2	6	27	1	0	0	0	0	0	0	16
14	Niyah Becker	16:53	1-2	0-0	0-0	0	1	1	2	2	2	0	0	0	0	0	0	0	
0	Alyssa Andrews	06:59	0-1	0-0	0-0	0	1	1	0	0	0	0	1	1	0	0	0	0	
32	Alexandra Scroggs	03:01	0-0	0-0	0-0	0	0	0	0	0	2	0	0	1	0	0	0	0	
19	Marta Morales	07:39	0-1	0-1	0-0	0	0	1	0	0	1	0	0	0	0	0	0	0	
11	Raeqyn Conley	03:53	0-1	0-1	0-0	0	1	1	0	0	0	0	0	0	0	0	0	0	
Team						0	2	2	0	0	0	3	0	0	0	0	0	0	
Totals			18-47																

2022-23 GAME RECAPS

GAME ONE



MOUNT ST. MARY'S **45**
NO. 13 VIRGINIA TECH **101**

CASSELL COLISEUM • BLACKSBURG, VA • NOV. 7, 2022 • ATTENDANCE: 2,104

BLACKSBURG - Cayla King sets a program record with nine made three's on the way to a 101-45 win against the Mount St. Mary's Mountaineers at home Monday.

The Hokies (1-0) had five players score in double figures, led by King, who had 33 points. Elizabeth Kitley tacked on 18 points, nine rebounds and six blocks and Taylor Soule chipped in as well with 14 points and four steals.

Soule pulled down four offensive rebounds to lead an offense that racked up second chance opportunities for Virginia Tech, grabbing 13 boards and turning them into 19 second chance points.

Virginia Tech's defense held Mount St. Mary's to only 26.8 percent shooting from the field, including 24.2 percent from beyond the arc. The Hokies also limited Isabella Hunt to 3-of-12 shooting and six points in the game.

How It Happened

After jumping out to a 3-2 advantage, Virginia Tech went on a 20-0 run with 6:51 left in the first quarter, culminating in a three from King, to increase its lead to 23-2. The Hokies then lost some of that lead, but still entered the quarter break with a 23-5 advantage. Virginia Tech relied on its three-point shooting in the period, knocking down four shots to account for 12 of its 23 points.

Virginia Tech kept its first quarter lead intact before going on a 12-0 run starting at the 8:12 mark in the second period, highlighted by a three from Georgia Amooore, to increase its lead to 37-10. The Mountaineers cut into that lead, but the Hokies still enjoyed a 43-19 advantage heading into halftime. Virginia Tech forced six Mount St. Mary's turnovers in the period and turned them into eight points.

Following intermission, Virginia Tech continued to expand its advantage, pushing it to 54-29 before going on a 12-0 run, punctuated by a basket from Kayana Traylor, to expand its lead further to 66-29 with 2:01 to go in the third. Before the conclusion of the third period, the Mountaineers had cut into that lead somewhat, but the Hokies still entered the fourth quarter with a 68-37 edge. Virginia Tech took advantage of six Mount St. Mary's turnovers in the quarter, scoring eight points off of takeaways.

Virginia Tech kept widening that lead, expanding it to 84-42 before going on a 17-0 run, finished off by Charlise Dunn's three, to grow the lead to 101-42 with 1:20 to go in the contest. The Mountaineers narrowed the margin somewhat before the game was over, but the Hokies still cruised the rest of the way for the 101-45 win. Virginia Tech fired away from deep in the quarter, knocking down six shots to account for 18 of its 33 points.

Game Notes

- » The Hokies made half of their attempts from three point range, knocking down 14 of 28 shots.
- » The Hokies held the Mountaineers to only 26.8 percent shooting from the field.
- » The Hokies never trailed after taking a 23-5 first quarter lead.
- » Virginia Tech tallied 21 total assists in the game.
- » Cayla King was deadly from behind the three point line, knocking down nine treys.
- » Five Virginia Tech players scored 10 or more points.
- » The Hokies turned 24 turnovers into 34 points on the offensive end.
- » Virginia Tech had a 45-23 edge on the boards in the win.
- » The Virginia Tech defense forced 24 turnovers.
- » The Hokies were active in affecting shots on the defensive end, tallying seven blocks as a team.
- » Virginia Tech cleaned up on the offensive glass, collecting 13 offensive boards in the game.
- » Cayla King led the Hokies with a game-high 33 points.
- » Virginia Tech got a game-high nine rebounds from Elizabeth Kitley.

GAME TWO



BUCKNELL **41**
NO. 13 VIRGINIA TECH **67**

CASSELL COLISEUM • BLACKSBURG, VA • NOV. 11, 2022 • ATTENDANCE: 2,268

BLACKSBURG - Elizabeth Kitley notched a double-double with 22 points and 13 rebounds to help the Virginia Tech women's basketball team defeat the Bucknell Bison 67-41 at home Friday.

In addition to Kitley's strong showing, the Hokies (2-0) were led by Cayla King, who had eight points and two steals, and by Georgia Amooore, who added 11 points and four assists.

Virginia Tech collected 37 rebounds in Friday's game compared to Bucknell's 28, led by Kitley's 13 boards. The Hokies also put in work on the offensive glass, turning 16 rebounds into 17 second chance points.

Virginia Tech forced 20 Bucknell turnovers while committing just seven themselves in Friday's game. The Hokies turned those takeaways into 23 points on the offensive end of the floor. King's two steals led the way for Virginia Tech.

How It Happened

Virginia Tech started out the scoring by going on a 6-0 run, culminating in a bucket from Kitley, to take an early lead with 8:21 left in the first quarter. The Hokies then lost some of that lead, but still entered the quarter break with a 13-11 advantage. Virginia Tech relied on its three-point shooting in the period, knocking down two shots to account for six of its 13 points.

Virginia Tech kept its first quarter lead intact before going on a 6-0 run starting at the 3:11 mark in the second period, highlighted by a bucket from Kayana Traylor, to increase its lead to 28-21. The Hokies proceeded to tack on one point to that lead and enjoyed a 31-23 advantage heading into halftime. Virginia Tech saw non-starters score five of its 18 total points off the bench in the quarter.

Virginia Tech continued to preserve its halftime lead before going on a 9-0 run, punctuated by a basket from Kitley, to expand its lead further to 40-26 with 4:51 to go in the third. Before the conclusion of the third period, the Bison had cut into that lead somewhat, but the Hokies still entered the fourth quarter with a 46-33 edge. Virginia Tech turned five offensive rebounds into six second chance points on the way to scoring 15 total points in the quarter.

Virginia Tech kept its lead intact before going on an 11-0 run to grow the lead to 57-35 with 5:09 to go in the contest. The Hokies kept expanding the margin and coasted the rest of the way for the 67-41 win. Virginia Tech took advantage of seven Bucknell turnovers in the quarter, scoring 10 points off of those takeaways.

Game Notes

- » Elizabeth Kitley notched an impressive double-double for the Hokies with 22 points and 13 rebounds.
- » The Hokies never trailed after taking a 13-11 first quarter lead.
- » The Hokies forced 20 Bucknell turnovers while committing only seven on the other end.
- » Virginia Tech had a 37-28 edge on the boards in the win.
- » The Virginia Tech defense forced 20 turnovers.
- » Virginia Tech cleaned up on the offensive glass, collecting 16 offensive boards in the game.
- » Elizabeth Kitley led the Hokies with a game-high 22 points.
- » Virginia Tech got a game-high 13 rebounds from Elizabeth Kitley.

2022-23 GAME RECAPS

GAME THREE



USC UPSTATE **24**
NO. 13 VIRGINIA TECH **79**

CASSELL COLISEUM • BLACKSBURG, VA • NOV. 14, 2022 • ATTENDANCE: 1,486

BLACKSBURG - The Virginia Tech women's basketball team held South Carolina Upstate to just 7.7 percent from 3-point range in a 1-for-13 shooting performance on the way to a 79-24 victory against the Spartans at home Monday.

The Hokies (3-0) had five players score in double figures, led by Kayana Traylor, who had 17 points and three steals. Elizabeth Kitley tacked on a double-double with 13 points and 10 rebounds and Georgia Amore helped out with 11 points, four assists and three steals.

Taylor Soule pulled down four offensive rebounds to pace an offense that racked up second chance opportunities for Virginia Tech, grabbing 15 boards and turning them into 19 second chance points.

Virginia Tech did a great job disrupting South Carolina Upstate shots in the contest, coming away with five blocks. Kitley's two rejections led the way individually for the Hokies.

How It Happened

After jumping out to a 6-2 advantage, Virginia Tech went on a 10-0 run with 5:55 left in the first quarter, culminating in a bucket from Kitley, to increase its lead to 16-2.

The Hokies then added one point to that lead by the end of the period and entered the quarter break with a 20-5 advantage. Virginia Tech got a great contribution from its bench in the period, as non-starters accounted for seven of its 20 total points.

Virginia Tech kept its first quarter lead intact before going on an 11-0 run starting at the 7:35 mark in the second period to increase its lead to 31-5. The Hokies proceeded to tack on one point to that lead and enjoyed a 36-9 advantage heading into halftime. Virginia Tech dominated in the paint, scoring eight of its 16 points close to the basket.

Following intermission, Virginia Tech continued to expand its advantage, pushing it to 41-11 before going on a 23-0 run, punctuated by a basket from Traylor, to expand its lead further to 64-11 with 1:44 to go in the third. Before the conclusion of the third period, the Spartans had cut into that lead somewhat, but the Hokies still entered the fourth quarter with a 64-15 edge. Virginia Tech knocked down four three-pointers in the quarter to score 12 of its 28 total points.

Virginia Tech kept widening that lead, expanding it to 69-17 before going on a 6-0 run, finished off by Soule's jumper, to grow the lead to 75-17 with 6:48 to go in the contest. The Spartans narrowed the margin somewhat before the game was over, but the Hokies still cruised the rest of the way for the 79-24 win. Virginia Tech took advantage of six South Carolina Upstate turnovers in the quarter, scoring four points off of those takeaways.

Game Notes

- » Elizabeth Kitley notched a double-double for the Hokies with 13 points and 10 rebounds.
- » The Hokies held the Spartans to only 20.9 percent shooting from the field.
- » The Hokies never trailed after taking a 20-5 first quarter lead.
- » Virginia Tech had a stellar day defensively, holding South Carolina Upstate to 8 percent from beyond the arc on 13 attempts.
- » The Virginia Tech bench came alive by adding 26 points to its scoring output.
- » Five Virginia Tech players scored 10 or more points.
- » The Hokies forced 26 South Carolina Upstate turnovers while committing only nine on the other end.
- » Virginia Tech had a 45-31 edge on the boards in the win.
- » The Virginia Tech defense forced 26 turnovers.
- » The Hokies were active in affecting shots on the defensive end, tallying five blocks as a team.
- » Virginia Tech cleaned up on the offensive glass, collecting 15 offensive boards in the game.
- » Kayana Traylor led the Hokies with a game-high 17 points.
- » Virginia Tech got a team-high 10 rebounds from Elizabeth Kitley.

GAME FOUR



KENTUCKY **74**
NO. 11 VIRGINIA TECH **82**

BAHA MAR CONVENTION CENTER • NASSAU, BAHAMAS • NOV. 21, 2022

NASSAU, BAHAMAS - Elizabeth Kitley secured a double-double with 25 points and 13 rebounds to help the Virginia Tech women's basketball team beat the Kentucky Wildcats 82-74 at Baha Mar Convention Center Monday.

The Hokies (4-0) had four players score in double figures, led by Kitley, who notched a double-double with 25 points and 13 rebounds. Ashley Owusu tacked on 16 points and six rebounds and Taylor Soule chipped in as well with 15 points and seven rebounds.

Led by Soule's five offensive rebounds, Virginia Tech did a great job crashing the offensive glass, pulling down 13 boards that resulted in 19 second chance points.

The Virginia Tech defense caused its share of mistakes in Monday's game, forcing 18 Kentucky turnovers. Those takeaways turned into 14 points on the other end of the floor. Kitley's one steal led the way individually for the Hokies.

How It Happened

After jumping out to a 13-6 advantage, Virginia Tech went on a 9-0 run with 3:04 left in the first quarter, culminating in a three from Cayla King, to increase its lead to 22-6. The Hokies then added five points to that lead by the end of the period and entered the quarter break with a 29-8 advantage. Virginia Tech relied on its three-point shooting in the period, knocking down four shots to account for 12 of its 29 points.

Virginia Tech kept its first quarter lead intact before going on a 7-0 run starting at the 6:47 mark in the second period to increase its lead to 42-14. The Wildcats cut into that lead, but the Hokies still enjoyed a 44-23 advantage heading into halftime. Virginia Tech dominated in the paint, scoring eight of its 15 points close to the basket.

After intermission, Virginia Tech held on to its advantage and owned a 67-49 lead heading into the fourth quarter. Virginia Tech played well near the basket, scoring 14 of its 23 points in the paint.

The Hokies then held on for the victory in the fourth quarter. Virginia Tech took advantage of its opportunities in the post, scoring eight of its 15 points in the paint.

Game Notes

- » Elizabeth Kitley notched an impressive double-double for the Hokies with 25 points and 13 rebounds.
- » The Hokies never trailed after taking a 29-8 first quarter lead.
- » Virginia Tech recorded 17 total assists in the game.
- » Virginia Tech had a 43-32 edge on the boards in the win.
- » The Virginia Tech defense forced 18 turnovers.
- » Virginia Tech cleaned up on the offensive glass, collecting 13 offensive boards in the game.
- » Elizabeth Kitley led the Hokies with a game-high 25 points.
- » Virginia Tech got a game-high 13 rebounds from Elizabeth Kitley.

2022-23 GAME RECAPS

GAME FIVE



NO. 11 VIRGINIA TECH 73
MISSOURI 57

BAHA MAR CONVENTION CENTER • NASSAU, BAHAMAS • NOV. 21, 2022

NASSAU, BAHAMAS - The Virginia Tech women's basketball team got a 26-point showing from the bench on the way to a 73-57 victory against the Missouri Tigers at Baha Mar Convention Center Wednesday.

The Hokies (5-0) had three players score in double figures, led by Kayana Traylor, who had 18 points, six rebounds and four assists. Elizabeth Kitley tacked on a double-double with 17 points and 10 rebounds and Georgia Amooore chipped in as well with 15 points and six assists.

Virginia Tech collected 36 rebounds in Wednesday's game compared to Missouri's 24, led by Kitley's 10 boards. The Hokies also put in work on the offensive glass, turning 11 rebounds into 15 second chance points.

The Virginia Tech defense held Missouri shooters to just 37.5 percent from the field. The Tigers did not get many second opportunities on the offensive end, as they grabbed only six offensive rebounds and scored five second chance points while Virginia Tech pulled down 25 defensive rebounds.

How It Happened

After falling behind 3-0, Virginia Tech went on a 5-0 run with 8:53 left in the first quarter, culminating in a three from Amooore, to take a 5-3 lead. The Hokies then surrendered that lead and entered the second quarter down 14-11.

Missouri kept adding to that lead, building an 18-14 advantage before Virginia Tech went on a 5-0 run to take a 19-18 lead. The Tigers then came roaring back to take a 28-26 lead heading into halftime.

Virginia Tech came out of halftime on fire, going on a 7-0 run, punctuated by a three from Cayla King, to grab a 33-28 lead with 7:06 to go in the third. Before the third period was over, the Hokies added seven points to that lead and entered the fourth quarter with a 49-37 edge. Virginia Tech's bench made the most of its minutes in the period, as non-starters totaled 12 of the team's 23 third-quarter points.

Virginia Tech kept its lead intact before going on a 7-0 run, finished off by Amooore's jumper, to grow the lead to 61-44 with 4:38 to go in the contest. The Tigers narrowed the margin somewhat before the game was over, but the Hokies still cruised the rest of the way for the 73-57 win. Virginia Tech pulled down two offensive rebounds to score five second chance points out of 24 total in the period

Game Notes

- » Elizabeth Kitley notched a double-double for the Hokies with 17 points and 10 rebounds.
- » The Hokies held the Tigers to only 37.5 percent shooting from the field.
- » Virginia Tech never trailed in the second half on its way to victory.
- » Virginia Tech recorded 15 total assists in the game.
- » The Virginia Tech bench made an impact by scoring 26 points to its scoring output.
- » Virginia Tech had a 36-24 edge on the boards in the win.
- » Virginia Tech cleaned up on the offensive glass, collecting 11 offensive boards in the game.
- » Kayana Traylor led the Hokies with 18 points.
- » Virginia Tech got a game-high 10 rebounds from Elizabeth Kitley.

GAME SIX



LONGWOOD 28
NO. 11 VIRGINIA TECH 89

CASELL COLISEUM • BLACKSBURG, VA • NOV. 27, 2022 • ATTENDANCE: 1,913

BLACKSBURG - Elizabeth Kitley and Kayana Traylor both recorded double-doubles to help lead the Virginia Tech women's basketball team over the Longwood Lancers 89-28 at home Sunday.

The Hokies (6-0) had three players score in double figures, led by Kitley, who notched a double-double with 23 points and 14 rebounds. Ashley Owusu tacked on 21 points and Traylor helped out with a double-double off the bench with 11 points and 10 rebounds.

The Virginia Tech offense was very productive from deep, pouring in 10 threes on 28 attempts. Owusu was the most prolific shooter for the Hokies, draining four threes in the contest, a career-high.

Virginia Tech's defense held Longwood to only 16.7 percent shooting from beyond the arc and 16.7 percent from the field.

How It Happened

After playing to a 2-2 tie early in the game, Virginia Tech went on a 12-0 run with 6:20 left in the first quarter to take a 14-2 lead. The Hokies then added four points to that lead by the end of the period and entered the quarter break with a 20-4 advantage. Virginia Tech capitalized on five Longwood turnovers in the period, turning them into 12 points on the other end of the floor.

Virginia Tech kept its first quarter lead intact before going on a 21-0 run starting at the 7:30 mark in the second period, highlighted by a bucket from Charlise Dunn, to increase its lead to 41-7. The Lancers cut into that lead, but the Hokies still enjoyed a 41-10 advantage heading into halftime. Virginia Tech saw non-starters score six of its 21 total points off the bench in the quarter.

Virginia Tech continued to preserve its halftime lead before going on a 13-0 run to expand its lead further to 62-21 with 51 seconds to go in the third, a score which remained until the end of the third quarter. Virginia Tech knocked down three three-pointers in the quarter to score nine of its 21 total points.

Virginia Tech kept widening that lead, expanding it to 77-26 before going on a 10-0 run to grow the lead to 87-26 with 1:39 to go in the contest. The Hokies held onto that lead for the rest of the game for the 89-28 win. Virginia Tech got a boost from its bench in the period, with non-starters scoring nine of its 27 total points.

Game Notes

- » Virginia Tech got double-doubles from both Elizabeth Kitley and Kayana Traylor.
- » Virginia Tech found success from beyond the arc, knocking down 10 threes in the game.
- » The Hokies put together a stellar defensive performance, holding the Lancers to only 16.7 percent shooting from the field.
- » The Hokies never trailed after taking a 20-4 first quarter lead.
- » Virginia Tech tallied 18 total assists in the game.
- » Virginia Tech had a stellar day defensively, holding Longwood to 17 percent from three point land on 18 attempts.
- » Virginia Tech had a 55-30 edge on the boards in the win.
- » The Virginia Tech defense forced 17 turnovers.
- » The Hokies were active in affecting shots on the defensive end, recording seven blocks as a team.
- » Virginia Tech cleaned up on the offensive glass, collecting 14 offensive boards in the game.
- » Elizabeth Kitley had a game-high 23 points and Ashley Owusu added 21.
- » Elizabeth Kitley nabbed a game-high 14 rebounds to lead Virginia Tech and Kayana Traylor contributed 10.

2022-23 GAME RECAPS

GAME SEVEN



NEBRASKA

54

NO. 9 VIRGINIA TECH

85

CASSELL COLISEUM • BLACKSBURG, VA • DEC. 1, 2022 • ATTENDANCE: 2,651

BLACKSBURG - Georgia Amoore showed out with a triple-double with 24 points, 10 rebounds and 11 assists to lead the Virginia Tech women's basketball team past the Nebraska Cornhuskers 85-54 at home Thursday.

The Hokies (7-0) had three players score in double figures, led by Elizabeth Kitley, who recorded a double-double with 24 points and 12 rebounds. Amoore tacked on a triple-double with 24 points, 10 rebounds and 11 assists and Taylor Soule helped out with 18 points.

Virginia Tech shared the ball well in Thursday's game, racking up 17 assists on 30 made field goals. Amoore's 11 assists paced the Hokies and D'asia Gregg also helped out with three assists of her own.

The Virginia Tech defense held Nebraska shooters to only 33.9 percent from the field, including 30 percent from three-point range. The Cornhuskers did not get many second opportunities on the offensive end, as they grabbed only nine offensive rebounds and scored two second chance points while Virginia Tech pulled down 29 defensive rebounds.

How It Happened

After jumping out to a 9-6 advantage, Virginia Tech went on a 9-0 run with 6:16 left in the first quarter to increase its lead to 18-6. The Hokies then added one point to that lead by the end of the period and entered the quarter break with a 21-8 advantage. Virginia Tech relied on its three-point shooting in the period, knocking down three shots to account for nine of its 21 points.

Virginia Tech kept its first quarter lead intact before going on a 5-0 run starting at the 9:20 mark in the second period, highlighted by a three from Amoore, to increase its lead to 26-10. The Cornhuskers cut into that lead, but the Hokies still enjoyed a 35-24 advantage heading into halftime. Virginia Tech was strong from deep in the period, knocking down three three-point shots to account for nine of its 14 points.

Virginia Tech wasted no time building on its lead, going on a 5-0 run, punctuated by a basket from Amoore, to expand its lead further to 40-24 with 8:30 to go in the third. Before the conclusion of the third period, the Cornhuskers had cut into that lead somewhat, but the Hokies still entered the fourth quarter with a 55-42 edge. Virginia Tech knocked down three three-pointers in the quarter to score nine of its 20 total points.

Virginia Tech started tacking on points in the fourth almost immediately, going on a 17-0 run to grow the lead to 72-42 with 5:24 to go in the contest. The Hokies kept expanding the margin and coasted the rest of the way for the 85-54 win. Virginia Tech took advantage of its opportunities in the post, scoring 16 of its 30 points in the paint.

Game Notes

- » Georgia Amoore had an amazing all-around day, recording 24 points, 10 rebounds and 11 assists for a triple-double in the contest.
- » Virginia Tech got double-doubles with over 20 points and 10 rebounds from both Elizabeth Kitley and .
- » The Hokies shot well from three point range, knocking down 10 of 24 long range attempts.
- » The Hokies held the Cornhuskers to only 33.9 percent shooting from the field.
- » The Hokies never trailed after taking a 21-8 first quarter lead.
- » Virginia Tech recorded 17 total assists in the game.
- » Elizabeth Kitley, Georgia Amoore, and Taylor Soule combined to account for 78 percent of the Hokies points.
- » Georgia Amoore recorded 11 assists for Virginia Tech.
- » Virginia Tech had a 36-33 edge on the boards in the win.
- » Virginia Tech turned the ball over seven times while dishing out 17 assists.

GAME EIGHT



NO. 9 VIRGINIA TECH

59

TENNESSEE

56

THOMPSON-BOLING ARENA • BLACKSBURG, VA • DEC. 1, 2022 • ATTENDANCE: 8,507

KNOXVILLE, TENN. - The Virginia Tech women's basketball team held Tennessee to just 14.3 percent from deep in a 2-for-14 shooting performance on the way to a 59-56 win over the Lady Volunteers on the road Sunday.

The Hokies (8-0) had four players score in double figures, led by Kayana Traylor, who had 18 points. Cayla King tacked on 11 points and three steals and D'asia Gregg chipped in as well with 10 points off the bench.

Virginia Tech's defense held Tennessee to only 14.3 percent shooting from beyond the arc and 33.3 percent from the field.

How It Happened

After jumping out to an 11-5 advantage, Virginia Tech went on a 6-0 run with 4:48 left in the first quarter, culminating in a three from Traylor, to increase its lead to 17-5. The Hokies then lost some of that lead, but still entered the quarter break with a 23-13 advantage. Virginia Tech capitalized on six Tennessee turnovers in the period, turning them into 12 points on the other end of the floor.

The Hokies maintained their lead in the game's second frame and entered halftime with a 34-30 edge. Virginia Tech was strong from deep in the period, knocking down three three-point shots to account for nine of its 11 points.

Virginia Tech continued to preserve its halftime lead before going on a 10-0 run, punctuated by a three from King, to expand its lead further to 46-34 with 6:33 to go in the third. Before the conclusion of the third period, the Lady Volunteers had cut into that lead somewhat, but the Hokies still entered the fourth quarter with a 51-43 edge. Virginia Tech knocked down three three-pointers in the quarter to score nine of its 17 total points.

The Hokies then held on for the victory in the fourth quarter. Virginia Tech took advantage of four Tennessee turnovers in the quarter, scoring two points off of those takeaways.

Game Notes

- » Virginia Tech found success from three point land, knocking down nine treys in the game.
- » The Hokies held the Lady Volunteers to only 33.3 percent shooting from the field.
- » The Hokies never trailed after taking a 23-13 first quarter lead.
- » The Hokies put on a passing clinic, recording an assist on 70 percent of made field goals.
- » Virginia Tech had a great day defensively, holding Tennessee to 14 percent from three point land on 14 attempts.
- » The Virginia Tech defense forced 16 turnovers.
- » Kayana Traylor led the Hokies with 18 points.
- » Virginia Tech got a team-high nine rebounds from Elizabeth Kitley.

2022-23 GAME RECAPS

GAME NINE



NO. 7 VIRGINIA TECH 73
BOSTON COLLEGE 58

CONTE FORUM • CHESTNUT HILL, MASS. • DEC. 7, 2022 • ATTENDANCE: 1,112
CHESTNUT HILL, MASS - The Virginia Tech women's basketball team shot 50 percent from three-point range on the way to a 73-58 win against the Boston College Eagles on the road Wednesday.

The Hokies (9-0, 1-0) had two players score in double figures, led by Elizabeth Kitley, who put together a double-double with 22 points and 12 rebounds. Cayla King added 16 points and Taylor Soule added nine points and two steals.

Soule pulled down three offensive rebounds to pace an offense that racked up second chance opportunities for Virginia Tech, grabbing 10 boards and turning them into 10 second chance points.

How It Happened

After jumping out to a 7-4 advantage, Virginia Tech went on a 10-0 run with 4:20 left in the first quarter, culminating in a bucket from Kayana Traylor, to increase its lead to 17-4. The Hokies then lost some of that lead, but still entered the quarter break with a 17-7 advantage. Virginia Tech got out and ran in the period, scoring four points on the break.

Virginia Tech kept its first quarter lead intact before going on a 6-0 run starting at the 6:02 mark in the second period, highlighted by a three from King, to increase its lead to 28-13. The Hokies proceeded to tack on four points to that lead and enjoyed a 43-24 advantage heading into halftime.

After intermission, Virginia Tech held on to its advantage and owned a 59-46 lead heading into the fourth quarter. Virginia Tech's bench made the most of its minutes in the period, as non-starters totaled five of the team's 16 third-quarter points.

Virginia Tech kept its lead intact before going on a 5-0 run, finished off by Kitley's layup, to grow the lead to 69-54 with 1:51 to go in the contest. The Hokies held onto that lead for the rest of the game for the 73-58 win. Virginia Tech took advantage of five Boston College turnovers in the quarter, scoring five points off of those takeaways.

Game Notes

- » Elizabeth Kitley notched an impressive double-double for the Hokies with 22 points and 12 rebounds.
- » The Hokies made half of their attempts from three point range, knocking down eight of 16 shots.
- » The Hokies never trailed after taking a 17-7 first quarter lead.
- » Virginia Tech tallied 19 total assists in the game.
- » Virginia Tech had a 34-27 edge on the boards in the win.
- » Virginia Tech cleaned up on the offensive glass, collecting 10 offensive boards in the game.
- » Elizabeth Kitley led the Hokies with a game-high 22 points.
- » Virginia Tech got a game-high 12 rebounds from Elizabeth Kitley.

GAME 10



UNC ASHEVILLE 48
NO. 7 VIRGINIA TECH 86

CASSELL COLISEUM • BLACKSBURG, VA • DEC. 11, 2022 • ATTENDANCE: 2,027
BLACKSBURG - Elizabeth Kitley and Georgia Amoore each recorded double-doubles to help lead the Virginia Tech women's basketball team past the UNC Asheville Bulldogs 86-48 at home Sunday.

The Hokies (10-0) had five players score in double figures, led by Taylor Soule, who had 21 points. Kitley added a double-double with 20 points and 10 rebounds and Cayla King helped out with 12 points and two steals. Virginia Tech did a great job taking care of the basketball, dishing out 20 assists while turning the ball over nine times. Amoore's 10 assists were the most for the Hokies. Kayana Traylor also added with three assists of her own. Virginia Tech forced 22 UNC Asheville turnovers while committing just nine themselves in Sunday's game. The Hokies turned those takeaways into 24 points on the offensive end of the floor. King led the way individually with two steals.

How It Happened

After jumping out to an 11-8 advantage, Virginia Tech went on a 6-0 run with 2:52 left in the first quarter, culminating in a bucket from Traylor, to increase its lead to 17-8, a score that would hold for the rest of the period. Virginia Tech did most of its first quarter damage in the paint, scoring 12 of its 17 points close to the basket.

Virginia Tech built that first quarter lead to 31-17 before going on an 8-0 run starting at the 2:16 mark in the second period to increase its lead to 39-17. The Hokies kept that lead for the remainder of the period and enjoyed a 41-19 advantage heading into halftime. Virginia Tech dominated in the paint, scoring 12 of its 24 points close to the basket.

Virginia Tech continued to preserve its halftime lead before going on a 12-0 run to expand its lead further to 56-23 with 4:43 to go in the third. Before the conclusion of the third period, the Bulldogs had cut into that lead somewhat, but the Hokies still entered the fourth quarter with a 65-34 edge. Virginia Tech knocked down four three-pointers in the quarter to score 12 of its 24 total points.

Virginia Tech kept widening that lead, expanding it to 77-44 before going on a 6-0 run, finished off by D'Asia Gregg's three, to grow the lead to 83-44 with 4:09 to go in the contest. The Bulldogs narrowed the margin somewhat before the game was over, but the Hokies still cruised the rest of the way for the 86-48 win. Virginia Tech fired away from deep in the quarter, knocking down four shots to account for 12 of its 21 points.

Game Notes

- » Virginia Tech got double-doubles from both Elizabeth Kitley and Georgia Amoore.
- » Virginia Tech lit it up from beyond the arc, knocking down 11 treys in the game.
- » The Hokies held the Bulldogs to only 33.9 percent shooting from the field.
- » The Hokies never trailed after taking a 17-8 first quarter lead.
- » Virginia Tech tallied 20 total assists in the game.
- » Georgia Amoore recorded 10 assists for Virginia Tech.
- » Five Virginia Tech players scored 10 or more points.
- » The Hokies forced 22 UNC Asheville turnovers while committing only nine on the other end.
- » The Virginia Tech defense forced 22 turnovers.
- » Virginia Tech turned the ball over nine times while dishing out 20 assists.
- » Taylor Soule had a game-high 21 points and Elizabeth Kitley added 20.
- » Virginia Tech got a game-high 10 rebounds from Elizabeth Kitley.

2022-23 GAME RECAPS

GAME 11



NO. 5 NOTRE DAME **63**
NO. 6 VIRGINIA TECH **52**

CASSELL COLISEUM • BLACKSBURG, VA • DEC. 18, 2022 • ATTENDANCE: 4,206

BLACKSBURG - Georgia Amooore scored 20 points and Elizabeth Kitley had 16 more, but the Hokies fell to the No. 5 Notre Dame Fighting Irish 63-52 at home Sunday.

The Hokies (10-1, 1-1) had two players score in double figures, led by Amooore, who had 20 points and four assists. Kitley tacked on a double-double with 16 points and 20 rebounds and Kayana Traylor added nine points.

Virginia Tech did a great job disrupting Notre Dame shots in the contest, coming away with five blocks. Kitley's four rejections led the way individually for the Hokies.

How It Happened

After jumping out to a 7-6 advantage, Virginia Tech went on a 5-0 run with 2:52 left in the first quarter to increase its lead to 12-6. The Hokies then added one point to that lead by the end of the period and entered the quarter break with a 16-9 advantage. Virginia Tech got out and ran in the period, scoring four points on the break.

The Hokies surrendered their lead in the second quarter and entered halftime with the score tied 22-22. Virginia Tech scored one of its six total points in the period on second chance opportunities created by pulling down three offensive rebounds.

The contest remained level after halftime before Virginia Tech went on a 5-0 run, punctuated by a three from Amooore, to grab a 43-38 lead with 1:16 to go in the third. Before the conclusion of the third period, the Fighting Irish had cut into that lead somewhat, but the Hokies still entered the fourth quarter with a 43-40 edge. Virginia Tech knocked down four three-pointers in the quarter to score 12 of its 21 total points.

Notre Dame then erased the Virginia Tech lead in the game's final quarter for a 63-52 comeback victory. Virginia Tech pulled down two offensive rebounds to score two second chance points out of nine total in the period.

Game Notes

- » Elizabeth Kitley notched a double-double for the Hokies with 16 points and 20 rebounds.
- » Georgia Amooore, Elizabeth Kitley, and Kayana Traylor combined to account for 87 percent of the Hokies points.
- » Virginia Tech lost despite a 41-39 rebounding advantage.
- » The Hokies were active in affecting shots on the defensive end, tallying five blocks as a team.
- » Virginia Tech cleaned up on the offensive glass, collecting 10 offensive boards in the game.
- » Georgia Amooore led the Hokies with a game-high 20 points.
- » Elizabeth Kitley dominated the boards with a game-high 20 rebounds to lead Virginia Tech.

GAME 12



NO. 8 VIRGINIA TECH **86**
HIGH POINT **66**

GUBEIN ARENA • HIGH POINT, NC • DEC. 21, 2022 • ATTENDANCE: 1,378

HIGH POINT - Elizabeth Kitley, Taylor Soule and Kayana Traylor each notched at least 20 points to help lead the Virginia Tech women's basketball team past the High Point Panthers 86-66 on the road Wednesday.

Kitley led the Hokies (11-1) with 25 points, seven rebounds, seven assists and four blocks. Soule tacked on 24 points, seven rebounds and two steals and Traylor chipped in as well with 22 points and seven assists.

Virginia Tech out-rebounded High Point 32-20 in Wednesday's game, led by Kitley's seven boards. The Hokies also collected 12 offensive rebounds and scored 10 second chance points.

Virginia Tech forced 17 High Point turnovers while committing only nine themselves in Wednesday's game. The Hokies turned those takeaways into 23 points on the offensive end of the floor. Soule's two steals led the way for Virginia Tech.

How It Happened

After falling behind 2-0, Virginia Tech went on a 7-0 run with 7:17 left in the first quarter, culminating in a bucket from Soule, to take a 7-2 lead. The Hokies then lost some of that lead, but still entered the quarter break with a 17-16 advantage. Virginia Tech did most of its first quarter damage in the paint, scoring 12 of its 17 points close to the basket.

The Hokies used the second period to increase their lead and entered halftime with a 42-32 edge. Virginia Tech dominated in the paint, scoring 18 of its 25 points close to the basket.

Following intermission, Virginia Tech continued to expand its advantage, pushing it to 58-46 before going on a 10-0 run, punctuated by a basket from Soule, to expand its lead further to 68-46 with 11 seconds to go in the third, a score which remained until the end of the third quarter. Virginia Tech played well near the basket, scoring 16 of its 26 points in the paint.

Virginia Tech kept its lead intact before going on a 6-0 run, finished off by Soule's layup, to grow the lead to 80-55 with 4:16 to go in the contest. The Panthers narrowed the margin somewhat before the game was over, but the Hokies still cruised the rest of the way for the 86-66 win. Virginia Tech took advantage of its opportunities in the post, scoring 12 of its 18 points in the paint.

Game Notes

- » The Hokies never trailed after taking a 17-16 first quarter lead.
- » Virginia Tech recorded 21 total assists in the game.
- » Elizabeth Kitley, Taylor Soule, and Kayana Traylor combined to account for 83 percent of the Hokies points.
- » Virginia Tech had a 32-20 edge on the boards in the win.
- » The Virginia Tech defense forced 17 turnovers.
- » The Hokies were active in affecting shots on the defensive end, recording six blocks as a team.
- » Virginia Tech turned the ball over nine times while dishing out 21 assists.
- » Virginia Tech cleaned up on the offensive glass, collecting 12 offensive boards in the game.
- » The Hokies had three players score over 20 points in the contest. Elizabeth Kitley led the way with 25 points, Taylor Soule had 24, and Kayana Traylor added 22.
- » Virginia Tech got a game-high seven rebounds from both Elizabeth Kitley and Taylor Soule.

2022-23 GAME RECAPS

GAME 13



NO. 7 VIRGINIA TECH	59
CLEMSON	64

LITTLEJOHN COLISEUM • CLEMSON, SC • DEC. 29, 2022 • ATTENDANCE: 1,517 CLEMSON, S.C. - The Virginia Tech women's basketball team recorded 12 assists on 19 made shots, but the Hokies fell to the Clemson Tigers 64-59.

The Hokies (11-2, 1-2) had three players score in double figures, led by Cayla King, who had 15 points, six rebounds and two steals. Elizabeth Kitley added 14 points and six rebounds and Georgia Amoore helped out with 14 points.

The Virginia Tech offense was very productive from beyond the arc, making nine threes on 28 attempts. King was the most prolific shooter for the Hokies, draining five treys in the contest.

Virginia Tech forced 15 Clemson turnovers. The Hokies turned those takeaways into 16 points on the offensive end of the floor. Kayana Traylor led the way individually with three steals.

How It Happened

Virginia Tech struggled out of the gate, falling behind 26-16 at the end of the first quarter.

Clemson kept adding to that lead, building a 30-16 advantage before Virginia Tech went on a 7-0 run, highlighted by a bucket from Amoore, to narrow its deficit to 30-23. Clemson responded and expanded its lead, leaving the Hokies trailing 38-26 heading into halftime.

Clemson continued to increase its lead after halftime, building a 47-34 advantage before Virginia Tech went on a 5-0 run, punctuated by a three from King, to trim its deficit to 47-39 with 57 seconds to go in the third. The Hokies were unable to cut further into the deficit, but did not cede ground to Clemson either and entered the fourth quarter trailing 49-41. Virginia Tech took advantage of seven Clemson turnovers in the quarter, scoring nine points off of takeaways.

Virginia Tech came out of the third quarter break clicking on all cylinders, going on a 6-0 run, finished off by King's three, to shrink the deficit to 49-47 with 7:52 to go in the contest. Clemson responded and outscored the Hokies the rest of the way, ending the game with a final score of 64-59. Virginia Tech fired away from deep in the quarter, knocking down four shots to account for 12 of its 18 points.

Game Notes

- » Virginia Tech found success from three point land, knocking down nine treys in the game.
- » The Hokies shared the ball well, recording an assist on 63 percent of made baskets.
- » The Virginia Tech defense forced 15 turnovers.
- » Virginia Tech cleaned up on the offensive glass, collecting 12 offensive boards in the game.
- » Cayla King led the Hokies with 15 points.
- » Virginia Tech got six rebounds from both Elizabeth Kitley and Cayla King.

GAME 14



NO. 13 UNC	65
NO. 7 VIRGINIA TECH	68

CASSELL COLISEUM • BLACKSBURG, VA • JAN. 1, 2023 • ATTENDANCE: 4,186 BLACKSBURG, VA - Georgia Amoore scored 24 points to help lead the Virginia Tech women's basketball team over the North Carolina Tar Heels 68-65 at home Sunday.

Amoore added six assists to her 24 point game to lead the Hokies (12-2, 2-2). Cayla King helped out with 12 points and eight rebounds and D'asia Gregg chipped in with a double double off the bench with 11 points and 10 rebounds.

Virginia Tech took advantage of fantastic ball movement in Sunday's game, piling up 16 assists on 21 made field goals. Amoore's six assists were the most for the Hokies and Kayana Traylor also added five assists of her own.

How It Happened

After falling behind 14-11, Virginia Tech went on a 5-0 run with 1:33 left in the first quarter to take a 16-14 lead, a score that would hold for the rest of the period. Virginia Tech relied on its three-point shooting in the period, knocking down three shots to account for nine of its 16 points.

North Carolina rallied to take a 35-31 lead before Virginia Tech went on a 6-0 run starting at the 1:02 mark in the second period to take a 37-35 lead, a score that would hold until halftime. Virginia Tech was strong from deep in the period, knocking down four three-point shots to account for 12 of its 21 points.

North Carolina then took a 43-37 lead following intermission before Virginia Tech went on a 9-0 run, punctuated by a three from Amoore, to grab a 46-43 lead with 3:46 to go in the third. Before the conclusion of the third period, the Tar Heels had cut into that lead somewhat, but the Hokies still entered the fourth quarter with a 53-51 edge. Virginia Tech knocked down three three-pointers in the quarter to score nine of its 16 total points.

The Hokies coasted to the win from there, increasing their margin of victory by outscoring the Tar Heels 15-14 in the fourth quarter. Virginia Tech fired away from deep in the quarter, knocking down two shots to account for six of its 15 points.

Game Notes

- » D'asia Gregg notched a double-double for the Hokies with 11 points and 10 rebounds.
- » Virginia Tech found success from three point land, knocking down 12 treys in the game.
- » The Hokies put on a passing clinic, recording an assist on 76 percent of made baskets.
- » Virginia Tech had a 38-29 edge on the boards in the win.
- » Virginia Tech cleaned up on the offensive glass, collecting 12 offensive boards in the game.
- » Georgia Amoore led the Hokies with a game-high 24 points.
- » Virginia Tech got a game-high 10 rebounds from D'asia Gregg.

2022-23 GAME RECAPS

GAME 15



VIRGINIA 66
NO. 9 VIRGINIA TECH 74

CASSELL COLISEUM • BLACKSBURG, VA • JAN. 5, 2023 • ATTENDANCE: 2,630
BLACKSBURG, VA - The Virginia Tech women's basketball team went into the half tied with Virginia 32-32, but took control in the second half to knock off the Cavaliers 74-66 at home Thursday.

The Hokies (13-2, 3-2) had four players score in double figures, led by Georgia Amoore, who had 22 points. Taylor Soule tacked on a double-double with 18 points and 10 rebounds and Kayana Traylor chipped in as well with 15 points, four assists and two steals.

The Virginia Tech offense was very productive from downtown, pouring in eight threes on 25 attempts. Amoore was the most prolific shooter for the Hokies, draining four treys in the contest.

The Virginia Tech defense was effective at taking away the basketball in Thursday's game, forcing 18 Virginia turnovers while committing 13. Those takeaways turned into 19 points on the other end of the floor. Traylor's two steals led the way individually for the Hokies.

How It Happened

After falling behind 13-8, Virginia Tech went on a 9-0 run with 2:47 left in the first quarter, culminating in a bucket from D'Asia Gregg, to take a 17-13 lead. The Hokies then lost some of that lead, but still entered the quarter break with a 17-16 advantage. Virginia Tech did most of its first quarter damage in the paint, scoring 12 of its 17 points close to the basket.

The Hokies surrendered their lead in the second quarter and entered halftime with the score tied 32-32.

After intermission, Virginia Tech jumped out to a 37-36 lead before going on a 7-0 run, punctuated by a basket from Soule, to expand its lead further to 44-36 with 5:36 to go in the third. Before the conclusion of the third period, the Cavaliers had cut into that lead somewhat, but the Hokies still entered the fourth quarter with a 51-45 edge. Virginia Tech knocked down three three-pointers in the quarter to score nine of its 19 total points.

Virginia Tech kept its lead intact before going on a 5-0 run to grow the lead to 72-64 with 1:26 to go in the contest. The Hokies held onto that lead for the rest of the game for the 74-66 win.

Game Notes

- » Virginia Tech got double-doubles from both Taylor Soule and D'asia Gregg.
- » Virginia Tech found success from beyond the arc, knocking down eight treys in the game.
- » The Virginia Tech defense forced 18 turnovers.
- » Georgia Amoore led the Hokies with a game-high 22 points.
- » Taylor Soule and D'asia Gregg led Virginia Tech with a game-high 10 rebounds each.

GAME 16



NO. 9 VIRGINIA TECH 66
MIAMI 77

WATSCO CENTER • CORAL GABLES, FLA. • JAN. 8, 2023 • ATTENDANCE: 1,639
CORAL GABLES, FLA. - Elizabeth Kitley totaled 20 points, but the Virginia Tech women's basketball team fell to the Miami (FL) Hurricanes 77-66 on the road Sunday.

The Hokies (13-3, 3-3) had two players score in double figures, led by Kitley, who had 20 points, eight rebounds and two blocks. Georgia Amoore tacked on 13 points and six assists and D'asia Gregg added eight points and six rebounds.

Kitley pulled down four offensive rebounds to pace an offense that racked up second chance opportunities for Virginia Tech, grabbing 10 boards and turning them into 14 second chance points.

How It Happened

Virginia Tech kept it close in the first quarter, but entered the second frame down 20-19.

Miami (FL) kept adding to that lead, building a 37-31 advantage before Virginia Tech went on a 5-0 run, highlighted by a bucket from Kayana Traylor, to narrow its deficit to 37-36. The Hokies were unable to narrow the gap any further, but did not lose ground either and entered halftime with a 39-38 deficit.

Virginia Tech's deficit continued to grow after halftime, and the Hokies faced a 60-54 disadvantage heading to the fourth quarter. Virginia Tech took advantage of three Miami (FL) turnovers in the quarter, scoring six points off of takeaways.

Virginia Tech came out of the third quarter break clicking on all cylinders, going on a 6-0 run, finished off by Kitley's layup, to even the score at 60 all with 7:47 to go in the contest. The Hokies could not turn their rally into a victory, as the Hurricanes outscored them 17-6 the rest of the way to hand Virginia Tech the 77-66 loss. Virginia Tech took advantage of its opportunities in the post, scoring six of its 12 points in the paint.

Game Notes

- » The Hokies shared the ball well, recording an assist on 68 percent of made baskets.
- » Virginia Tech cleaned up on the offensive glass, collecting 10 offensive boards in the game.
- » Elizabeth Kitley led the Hokies with 20 points.
- » Virginia Tech got a team-high eight rebounds from Elizabeth Kitley.

2022-23 GAME RECAPS

GAME 17



LOUISVILLE 79
NO. 13 VIRGINIA TECH 81

CASSELL COLISEUM • BLACKSBURG, VA • JAN. 1, 2023 • ATTENDANCE: 2,328

BLACKSBURG, VA - The Virginia Tech women's basketball team fought back from a 58-57 deficit after the third quarter to defeat the Louisville Cardinals 81-79 at home Thursday.

The Hokies (14-3, 4-3) had four players score in double figures, led by Taylor Soule, who had 24 points. Elizabeth Kitley tacked on a double-double with 20 points and 14 rebounds and Kayana Traylor helped out with 17 points and two blocks.

Virginia Tech pulled down 34 rebounds in Thursday's game compared to Louisville's 31, led by Kitley's 14 boards. The Hokies also put in work on the offensive glass, turning 12 rebounds into 19 second chance points.

Virginia Tech forced 15 Louisville turnovers. The Hokies turned those takeaways into 16 points on the other end of the floor. Kitley's one steal led the way for Virginia Tech.

How It Happened

After falling behind 14-12, Virginia Tech went on an 8-0 run with 2:06 left in the first quarter, culminating in a three from Taylor Geiman, to take a 20-14 lead, a score that would hold for the rest of the period. Virginia Tech capitalized on six Louisville turnovers in the period, turning them into eight points on the other end of the floor.

The Hokies maintained their lead in the game's second frame and entered halftime with a 36-32 edge. Virginia Tech dominated in the paint, scoring 12 of its 16 points close to the basket.

Virginia Tech then lost its advantage in the third quarter and trailed the Cardinals 58-57 entering the fourth. Virginia Tech played well near the basket, scoring 12 of its 21 points in the paint.

Louisville kept widening its lead in the fourth, constructing a 75-71 advantage before Virginia Tech went on a 6-0 run, finished off by Georgia Amoore's three, to seize a 77-75 lead with 1:50 to go in the contest. The Hokies held onto that lead for the rest of the game for the 81-79 win.

Game Notes

- » Elizabeth Kitley notched an impressive double-double for the Hokies with 20 points and 14 rebounds.
- » The Hokies rallied from a one-point 58-57 third quarter deficit to pick up the win.
- » Taylor Soule, Elizabeth Kitley, and Kayana Traylor combined to account for 75 percent of the Hokies points.
- » Virginia Tech had a 34-31 edge on the boards in the win.
- » The Virginia Tech defense forced 15 turnovers.
- » The Hokies were active in affecting shots on the defensive end, recording five blocks as a team.
- » Virginia Tech cleaned up on the offensive glass, collecting 12 offensive boards in the game.
- » Taylor Soule led the Hokies with 24 points and Elizabeth Kitley added 20.
- » Virginia Tech got a game-high 14 rebounds from Elizabeth Kitley.

GAME 18



NO. 12 VIRGINIA TECH 69
PITT 62

PETERSEN EVENTS CENTER • PITTSBURGH, PA • JAN. 19, 2023 • ATTENDANCE: 356

PITTSBURGH, PA - Elizabeth Kitley and Taylor Soule each recorded double-doubles to help lead the Virginia Tech women's basketball team past the Pittsburgh Panthers 69-62 on the road Thursday.

The double-doubles by Kitley, who had 13 points and 13 rebounds, and Soule, who had 12 points and 11 rebounds, led the Hokies (15-3, 5-3) in the contest. Georgia Amoore helped out with 21 points and two steals.

Led by Soule's eight offensive rebounds, Virginia Tech did a great job crashing the offensive glass, pulling down 13 boards that resulted in 12 second chance points.

How It Happened

Virginia Tech started out the scoring by going on a 5-0 run, culminating in a bucket from Kitley, to take an early lead with 8:20 left in the first quarter. The Hokies then lost some of that lead, but still entered the quarter break with a 17-13 advantage. Virginia Tech got a great contribution from its bench in the period, as non-starters accounted for five of its 17 total points.

The Hokies maintained their lead in the game's second frame and entered halftime with a 34-32 edge. Virginia Tech ran the fast break well, scoring four fast break points.

Following intermission, Virginia Tech continued to expand its advantage, pushing it to 50-44 before going on a 5-0 run to expand its lead further to 55-44 with 2:36 to go in the third. Before the conclusion of the third period, the Panthers had cut into that lead somewhat, but the Hokies still entered the fourth quarter with a 57-50 edge. Virginia Tech scored six fast break points in the quarter.

The Hokies then held on for the victory in the fourth quarter. Virginia Tech fired away from deep in the quarter, knocking down two shots to account for six of its 12 points.

Game Notes

- » Virginia Tech got double-doubles from both Elizabeth Kitley and Taylor Soule.
- » Virginia Tech lit it up from three point land, knocking down eight treys in the game.
- » The Hokies never trailed after taking a 17-13 first quarter lead.
- » Virginia Tech had a 36-30 edge on the boards in the win.
- » Virginia Tech cleaned up on the offensive glass, collecting 13 offensive boards in the game.
- » Georgia Amoore led the Hokies with a game-high 21 points.
- » Elizabeth Kitley grabbed a game-high 13 rebounds to lead Virginia Tech and Taylor Soule contributed 11.

2022-23 GAME RECAPS

GAME 19



WAKE FOREST **57**
NO. 12 VIRGINIA TECH **74**

CASSELL COLISEUM • BLACKSBURG, VA • JAN. 22, 2023 • ATTENDANCE: 3,209

BLACKSBURG, VA - The Virginia Tech women's basketball team downed the Wake Forest Demon Deacons 74-57 at home Sunday behind Elizabeth Kitley's 12 made field goals making her the programs all-time leader with 704.

The Hokies (16-3, 6-3) had three players score in double figures, led by Kitley, who secured a double-double with 28 points and 12 rebounds. Georgia Amooore tacked on 17 points and six assists and Taylor Soule helped out with 16 points, eight rebounds and five assists.

Virginia Tech shared the ball well in Sunday's game, racking up 17 assists on 27 made field goals. Amooore's six assists paced the Hokies.

Virginia Tech forced 16 Wake Forest turnovers while committing 10 themselves in Sunday's game. The Hokies turned those takeaways into 21 points on the other end of the floor. Kitley's two steals led the way for Virginia Tech.

How It Happened

After falling behind 10-8, Virginia Tech went on a 6-0 run with 2:22 left in the first quarter, culminating in a bucket from D'Asia Gregg, to take a 14-10 lead, a score that would hold for the rest of the period. Virginia Tech did most of its first quarter damage in the paint, scoring eight of its 14 points close to the basket.

Virginia Tech kept its first quarter lead intact before going on a 9-0 run starting at the 8:29 mark in the second period to increase its lead to 25-13. The Hokies proceeded to tack on three points to that lead and enjoyed a 35-20 advantage heading into halftime. Virginia Tech was strong from deep in the period, knocking down three three-point shots to account for nine of its 21 points.

Virginia Tech continued to preserve its halftime lead before going on a 6-0 run, punctuated by a basket from Soule, to expand its lead further to 45-29 with 5:28 to go in the third. Before the conclusion of the third period, the Demon Deacons had cut into that lead somewhat, but the Hokies still entered the fourth quarter with a 53-50 edge.

Virginia Tech kept widening that lead, expanding it to 61-54 before going on a 7-0 run, finished off by Kayana Traylor's jumper, to grow the lead to 68-54 with 3:14 to go in the contest. The Hokies kept expanding the margin and coasted the rest of the way for the 74-57 win. Virginia Tech took advantage of its opportunities in the post, scoring 14 of its 21 points in the paint.

Game Notes

- » Elizabeth Kitley notched an impressive double-double for the Hokies with 28 points and 12 rebounds.
- » The Hokies held the Demon Deacons to only 38.3 percent shooting from the field.
- » The Hokies never trailed after taking a 14-10 first quarter lead.
- » Virginia Tech recorded 17 total assists in the game.
- » Elizabeth Kitley, Georgia Amooore, and Taylor Soule combined to account for 82 percent of the Hokies points.
- » Virginia Tech had a 37-27 edge on the boards in the win.
- » The Virginia Tech defense forced 16 turnovers.
- » Virginia Tech cleaned up on the offensive glass, collecting 13 offensive boards in the game.
- » Elizabeth Kitley led the Hokies with a game-high 28 points.
- » Virginia Tech got a game-high 12 rebounds from Elizabeth Kitley.

GAME 20



NO. 12 VIRGINIA TECH **55**
NO. 16 DUKE **66**

CAMERON INDOOR STADIUM • DURHAM, NC • JAN. 27, 2023 • ATTENDANCE: 2,207

DURHAM, NC- Elizabeth Kitley collected 13 rebounds, but the Virginia Tech women's basketball team fell to the Duke Blue Devils 66-55 on the road Thursday.

Taylor Soule led the Hokies (16-4, 6-4) with 19 points and two steals. Kitley tacked on four points and 13 rebounds and D'asia Gregg chipped in as well with seven points and two blocks from the bench.

How It Happened

After falling behind 7-0, Virginia Tech went on a 5-0 run with 5:28 left in the first quarter, culminating in a bucket from Kayana Traylor, to narrow its deficit to 7-5. Duke answered back and added to its lead, leaving the Hokies down 23-17 entering the second quarter.

Duke kept adding to that lead, building a 34-26 advantage before Virginia Tech went on a 6-0 run, highlighted by a bucket from Soule, to narrow its deficit to 34-32, a score that would hold until halftime.

Duke continued to increase its lead after halftime, building a 37-34 advantage before Virginia Tech went on a 6-0 run, punctuated by a three from Cayla King, to grab a 40-37 lead with 4:17 to go in the third. Duke responded to seize a 41-40 lead entering the fourth quarter. Virginia Tech knocked down two three-pointers in the quarter to score six of its eight total points.

Virginia Tech could not pull any closer in the fourth, losing by a final of 66-55. Virginia Tech took advantage of its opportunities in the post, scoring eight of its 15 points in the paint.

Game Notes

- » The Hokies shot well from three point range, knocking down seven of 16 long range attempts.
- » Taylor Soule led the Hokies with a game-high 19 points.
- » Virginia Tech got a game-high 13 rebounds from Elizabeth Kitley.

PHOTO ROSTER



1

CARLEIGH WENZEL
FR • G • 6-0
San Antonio, Texas



3

CHLOE BROOKS
GR • G • 5-10
Harrisonburg, Va.



5

GEORGIA AMOORE
JR • G • 5-6
Ballarat, Victoria, Australia



10

CHARLISE DUNN
FR • G • 6-2
Victoria, Australia




11

D'ASIA GREGG
SR • F • 6-2
Florence, S.C.




13

TAYLOR SOULE
GR • F • 5-11
West Lebanon, N.H.



14

MADDIE VEJSICKY
FR • G • 6-0
Newark, Ohio



15

ASHLEY OWUSU
SR • G • 6-0
Woodbridge, Va.



22

CAYLA KING
SR • G • 6-0
Greensboro, N.C.



23

KAYANA TRAYLOR
SR • G • 5-9
Martinsville, Ind.



32

CLARA FORD
GR • C • 6-3
Vienna, Va.



33

ELIZABETH KITLEY
SR • C • 6-6
Summerfield, N.C.



35

TAYLOR GEIMAN
SR • G • 6-0
Hanover, Pa.



KENNY BROOKS
HEAD COACH
7th SEASON



LINDSEY HICKS
ASSISTANT COACH
3rd SEASON



RADVILE AUTUKAITE
ASSISTANT COACH
1st SEASON