

Louisville Basketball Quick Facts

Location	Louisville, Ky. 40292
Founded / Enrollment	1798 / 22,000
Nickname / Colors	Cardinals / Red & Black
Conference	Atlantic Coast
Home Court	KFC Yum! Center (22,000)
President	Dr. Neeli Bendapudi
Vice President/Director of Athletics	Vince Tyra
Head Coach	Chris Mack (Xavier '92)
UofL Record	16-6 (first year)
Overall Record	231-103 (10 years)
Assistant Coach	Luke Murray (Fairfield '07)
Assistant Coach	Mike Pegues (Delaware '00)
Assistant Coach	Dino Gaudio (Ohio U. '81)
Dir. of Basketball Operations	Kahil Fennell (Redlands '04)
All-Time Record	1,718-918 (105 yrs.) <i>(does not include 123-3 record vacated by NCAA)</i>
All-Time NCAA Tournament Record	61-40 (38 Appearances, 8 Final Fours, 2 NCAA Titles - '80, '86)
Important Phone Numbers	
Athletics Office	(502) 852-5732
Basketball Office	(502) 852-6651
Sports Information Office	(502) 852-6581
SID - Kenny Klein, cell	(502) 599-7865

2018-19 Schedule / Results		#TEAM105
Date	Opponent	TV Time (ET)
October		/ Result
Sun. 28	BELLARMINE ~	ACCN W 71-60
November		
Sat. 3	SIMMONS (Ky.) ~	ACCN W 90-41
Thur. 8	NICHOLLS	ACCN W 85-72
Tues. 13	SOUTHERN +	ACCN W 104-54
Fri. 16	VERMONT +	ACCN W 86-78
Wed. 21	#5/5 Tennessee #	ESPN2 L 81-92
Fri. 23	Marquette #	ESPN2 L 74-77/ot
Tues. 27	#9/8 MICHIGAN STATE ^	ESPN W 82-78/ot
December		
Sat. 1	at Seton Hall	FOX W 70-65
Wed. 5	CENTRAL ARKANSAS	WAVE W 86-41
Sat. 8	at Indiana	FOX L 67-68
Wed. 12	LIPSCOMB	RSN W 72-68
Sat. 15	KENT STATE	RSN W 83-70
Fri. 21	ROBERT MORRIS	ACCN W 73-59
Sat. 29	#16/15 KENTUCKY	ESPN2 L 58-71
January		
Sun. 6	MIAMI	ESPNU W 90-73
Wed. 9	at Pittsburgh	Raycom/WAVE L 86-89/ot
Sat. 12	at #12/12 North Carolina	ESPN W 83-62
Wed. 16	BOSTON COLLEGE	RSN W 80-70
Sat. 19	at Georgia Tech	Raycom/WHAS W 79-51
Thur. 24	#21/19 NC STATE	Raycom/WAVE W 84-77
Sat. 26	PITTSBURGH	Raycom/WHAS W 66-51
Wed. 30	at Wake Forest	Raycom/WAVE W 82-54
February		
Sat. 2	#9/10 NORTH CAROLINA	ESPN L 69-79
Mon. 4	at Virginia Tech	ESPN 7:00 p.m.
Sat. 9	at Florida State	ESPN2 4:00 p.m.
Tues. 12	DUKE	ESPN 9:00 p.m.
Sat. 16	CLEMSON	ESPN/ESPN2/U Noon
Wed. 20	at Syracuse	ESPN 7:00 p.m.
Sat. 23	VIRGINIA	Raycom/WHAS Noon
Wed. 27	at Boston College	RSN 9:00 p.m.
March		
Sun. 3	NOTRE DAME	CBS 1:30 p.m.
Sat. 9	at Virginia	ESPN or ESPN2 4/6/8 p.m.
Tues. 12	at ACC Tournament	TBA TBA
Sat. 16	(Spectrum Center, Charlotte, NC)	
~ exhibition game		
+ NIT Season Tip-Off, Louisville, KY		
# NIT Season Tip-Off, Brooklyn, NY		
* ACC/Big 10 Challenge, Louisville, KY		



LOUISVILLE BASKETBALL

TOUGH. TOGETHER. UNBREAKABLE.

1980, 1986 NCAA Champions □ 8 NCAA Final Fours □ 38 NCAA Tournament Appearances

Sports Information • University of Louisville • Louisville, KY 40292 • www.GoCards.com
Phone: (502) 852-6581 • email: kenny@GoCards.com • Twitter/Instagram: @LouisvilleMBB

Louisville Cardinals (16-6, 7-2 ACC)



vs. Virginia Tech Hokies (18-3, 7-2 ACC)

Monday, Feb. 4 ■ 7:01 p.m. ET ■ Cassell Coliseum ■ Blacksburg, Va.

PROBABLE STARTING LINEUPS

Louisville (16-6, 7-2 ACC)

	Ht.	Wt.	Yr.	PPG	RPG	Hometown
F 24 Dwayne SUTTON	6-5	215	Jr.	10.6	6.9	Louisville, Ky.
F 33 Jordan NWORA	6-7	225	So.	17.9	7.7	Buffalo, N.Y.
C 5 Malik WILLIAMS	6-11	245	So.	8.1	5.3	Ft. Wayne, Ind.
G 1 Christen CUNNINGHAM	6-2	190	Gr.	10.4	2.0	Georgetown, Ky.
G 4 Khwan FORE	6-0	185	Gr.	3.7	1.5	Huntsville, Ala.

Virginia Tech (18-3, 7-2 ACC)

	Ht.	Wt.	Yr.	PPG	RPG	Hometown
F 24 Kerry BLACKSHEAR	6-10	250	r-Jr.	12.7	6.8	Orlando, Fla.
G 3 Wabissa BEDE	6-1	195	So.	3.7	2.0	North Andover, Mass.
G 4 Nickeil ALEXANDER-WALKER	6-5	205	So.	17.6	4.3	Toronto, Canada
G 42 Ty OUTLAW	6-6	220	Gr.	7.8	4.9	Roxboro, N.C.
G 13 Ahmed HILL	6-5	210	Gr.	13.4	3.5	Augusta, Ga.

Head Coach: Buzz Williams (Oklahoma City '94) 92-63 in 5th year at VT; 245-149 in 12th year overall

Louisville, ranked 15th by AP and 16th in the USA Today poll (Jan. 28), plays its second of four straight Top 25 foes as the Cardinals play the first of two consecutive games on the road at No. 12/11 Virginia Tech in Blacksburg, Va. on Monday. Louisville fell for the first time in seven games as the Cardinals lost 79-69 to No. 9/10 North Carolina on Saturday when UofL was beaten 49-32 on the boards. Dwayne Sutton scored a career-high 19 points and grabbed eight rebounds for the Cardinals while Christen Cunningham totaled 15 points and nine assists. No. 12/11 Virginia Tech (18-3, 7-2) has won four of its last five games, including a stunning 47-24 victory at NC State in its last game on Feb. 2.

GAME FACTS

Site: Cassell Coliseum, Blacksburg, Va. (9,100)
Television: ESPN Big Monday - Sean McDonough, play-by-play; Jay Bilas, analyst; Allison Williams, reporter.
Radio: WKRD (790 AM; joined in progress on WHAS, 840 AM) Paul Rogers, play-by-play; Bob Valvano, analyst (XM channel 380, Internet 971)
Series History: Louisville leads 33-8 (17-3 in Louisville, 15-3 in Blacksburg, 1-2 neutral)
Last Meeting: UofL 75, Virginia Tech 68 (Feb. 24, 2018 in Blacksburg, Va.)
UL National Ranking: 15th Associated Press, 16th USA Today (Jan. 28 poll)
Officials: Mike Stephens, Jeff Clark, Doug Sirmons
Next UofL Game: Feb. 9 at Florida State, Tallahassee, Fla., 4 p.m. ET (ESPN/2/U)

CARD FILE

■ **Jordan Nwora** is the **second-most improved scorer in the nation** with his 17.9 scoring average (fifth in the ACC) up 12.2 ppg from his 5.7 average last year. He has scored 20 or more points on 10 occasions this season.

■ **Dwayne Sutton** has had double-doubles in four of the last eight games. He led the Cardinals with a career-high 19 points, eight rebounds, two blocked shots and two steals against North Carolina. He has scored in double digits in 10 of the last 13 games.

■ Louisville's 7-2 record in ACC games matches its best nine-game start in its five years in the ACC, tying the Cardinals' 8-2 start in 2015-16.

■ **Christen Cunningham** had 15 points and nine assists against North Carolina, his second-highest assist total of the year. He leads the ACC in assists in conference only games (6.6). He has handed out 43 assists with just nine turnovers in his last six games.

■ Louisville has allowed less than 55 points in three of its last five games. The Cardinals have limited an opponent to under 40 percent accuracy for a half on 19 occasions this season, including holding North Carolina to 35.3 percent in the second half of its last game. Louisville is 27th in the nation in adjusted defensive efficiency by Kenpom.

■ UofL has scored 80 or more points in 13 of its 22 games (79.1 ppg) and the Cardinals are 16th in the nation in adjusted offensive efficiency by Kenpom. UofL is third in the ACC in scoring offense for conference games (81.1 ppg).

■ Louisville's 2019 signing class is ranked **second in the nation** by ESPN.com, fifth by Rivals.com and fifth by 247sports.com.

■ **Nwora Productive** — Louisville forward Jordan Nwora is the most improved scorer in the ACC this season and is second in the nation, rising 12.2 points from last season (2017-18 average: 5.7 ppg, 2018-19: 17.9 ppg).

Nwora has scored in double figures in 20 of 22 games this season (29 for his career) and leads the Cardinals with 53 three-pointers and 23 steals on the season. He is the Car-

dinals' leader in scoring (17.9 ppg, fifth in the ACC) and rebounding (7.7 rpg, ninth in the ACC) on the season. He is also among the ACC leaders in field goal percentage (.479, seventh in the ACC), three-point field goal percentage (.402, sixth in the ACC), defensive rebounds (6.23 per game, fourth in the ACC) and minutes played (31.1 per game, 22nd in the ACC). He pulled down a career high 14 rebounds with 24 points at Indiana.

Nwora scored a career-high 32 points against Boston College with 10 rebounds and four assists, marking his fifth double-double of the season. He scored 20 points at Wake Forest, his 10th game this season with 20 or more points. He has made 23-of-46 three-pointers in the last seven games (.500; 3-6 in last game vs. North Carolina).

Nwora was named to the 2018 NIT Season Tip-Off All-Tournament team when he averaged 19.0 points and 8.5 rebounds in two games in the event against Tennessee and Marquette.

■ **Card File** — Louisville's 7-2 record in ACC games matches its best nine-game start in its five years in the ACC, tying the Cardinals' 8-2 start in 2015-16. UofL's six-game win streak broken in its last game by North Carolina marked its longest conference win streak in the Cardinals' five years in the ACC and longest conference winning streak since winning seven straight league games in 2013-14. The last time UofL had started its conference play with at least a 7-1 record as it did this year was when it won its first eight Big East games of the season in 2008-09.

Louisville's strength of schedule is eighth in the nation by the NCAA's NET rankings through Feb. 2. The Cardinals' non-conference schedule is the third-toughest in the nation. Louisville has played or will play 10 games against teams currently ranked among the top 12 teams in the AP poll, including three of its next six games.

UofL has the third-most close wins among ACC teams with its 3-3 record in games decided by five points or less or in overtime (behind NC State 4-3, Boston College 4-3). Two of Louisville's three close losses were to Top 25 teams by a combined four points, with the third loss coming in overtime at Pitt.

A starter in nine games, Khwan Fore buried two three-pointers vs. Boston College after having made 4-of-18 entering the game. He scored two points in his last game against North Carolina and has made 10-of-23 shots from the field in his last four games.

Louisville's 83-62 win at No. 12 North Carolina was its widest margin of victory ever against an AP-ranked team on the road, surpassing an 84-68 win over No. 13 Marquette on Dec. 21, 1955. It was UofL's first road victory over a Top 15 team since winning 58-57 at No. 7 Cincinnati on Feb. 22, 2014. It marked North Carolina's most lopsided home loss since falling 84-62 to No. 23 Wake Forest on Jan. 5, 2002. It was only the second time that an unranked ACC visitor has beaten an ACC ranked home team by 21 or more points (other: unranked Wake Forest 81-58 won at #16 Ga Tech on 1/21/1993).

UofL has outrebounded 17 opponents this season, including 10 by a margin of nine or more boards. However, UofL was clobbered 49-32 on the boards against North Carolina in its last game. It was a wide swing from the game in Chapel Hill, where Louisville held a 40-31 rebounding advantage at North Carolina.

Louisville has pulled down 10 or more rebounds off the offensive glass 13 times this season, including nine of the last 12 games. The Cardinals grabbed seven offensive rebounds against North Carolina in its last game, all in the second half. In ACC only stats, Louisville is third in the conference in rebounding margin (+2.3).

Steven Enoch produced his second career double-double against Pitt three games ago with 12 points and 11 rebounds (first was at North Carolina with a career-high 17 points and 11 rebounds). In his last eight games coming off the bench, Enoch has averaged 10.4 points, 6.3 rebounds and made 33-of-56 shots from the field (.589). He went scoreless for the second time this season with four rebounds in his last game against North Carolina.

The Cardinals have buried at least eight threes in 16 of its 22 games this year and Louisville is third in the ACC in three-pointers per game (8.7). UofL is second in the ACC in three-pointers per game in league only statistics (9.6). Louisville buried 12 three-pointers against Boston College, its second-highest of the season. It was UofL's fifth game with as many as 11 threes (11 vs. Tennessee, Indiana, North Carolina; season-high 13 vs. Miami). The Cardinals made 10-of-29 threes against North Carolina in its last game.

Most Improved Scorers in the Nation (through Feb. 2)

Name	School	Yr.	'17-18	'18-19	Improvement
Ahmad Clark	UAlbany	Jr.	3.7	17.6	13.9
Jordan Nwora	Louisville	So.	5.7	17.9	12.2
Ty-Shon Alexander	Creighton	So.	5.5	17.4	11.9
Jordan Ford	St. Mary's	Jr.	11.1	21.9	10.8

■ **Steady Sutton** — Junior forward Dwayne Sutton has more than doubled his scoring average from last year -- up from 4.3 to 10.6 this season -- and his 6.9 rebounding average is 14th in the ACC. He has already passed his three-point goals total from last season and he is one of six Cardinals shooting better than 34 percent from long range (31-of-82, .378). He averages 31.5 minutes per game (leads the team, 19th in the ACC). Sutton has scored in double-figures 14 times in his two seasons with the Cardinals, including 13 this season.

Sutton was honored as ACC Player of the Week for games Jan. 6-13. He had three straight double-doubles (vs. Pitt, UNC, BC) while averaging 14.3 points, 10.3 rebounds and 4.0 assists over the last three games. He is the first Louisville player with three consecutive double-doubles since Chinanu Onuaku had six straight double-doubles from Jan. 3-23, 2016. He had 17 points, 10 rebounds, two assists and three steals in his last double-double at Wake Forest.

In earning ACC Player of the Week honors, Sutton had back-to-back double-doubles while averaging 14.5 points, 10.5 rebounds and 5.0 assists in the two games. In UofL's victory at No. 12 North Carolina, Sutton totaled 17 points, 10 rebounds, seven assists and four steals. Sutton became the first Louisville player in school history to have a double-double in points and rebounds combined with at least four steals and at least seven assists. He had 12 points and 11 rebounds at Pittsburgh when he scored his 700th career point and pulled down his 500th career collegiate rebound.

■ **Milestones in Reach** — Dwayne Sutton needs 13 points for 400 in his career at Louisville and four rebounds for 300 at UofL. He has scored 795 collegiate points and grabbed 558 career rebounds including his freshman year at UNC Asheville ... Including his time at Richmond, Khwan Fore scored the 1,000th point of his collegiate career against North Carolina in the Cards' last game ... Ryan McMahon needs seven three-pointers for 100 in his career. McMahon passed 400 career points with 12 at Wake Forest ... V.J. King needs 14 points for 600 in his career ... Jordan Nwora needs 47 points for 600 in his career.

■ **Bountiful Bench** — Louisville is averaging 27.6 points from its bench over its 22 games this season. Louisville is 59th in the nation in bench minutes per game, with players off the bench accounting for 35.8 percent of game time. The bench contributed 13 points (tied for third-lowest of the season), six rebounds and two assists in its last game vs. North Carolina. Darius Perry was the top Cardinal scoring off the bench in UofL's last game, totaling eight points and two assists vs. North Carolina. UofL has scored at least 24 points off the bench in 15 of 22 games. The Cardinals scored a school-record 63 bench points against Southern. UofL had a season-low nine bench points vs. Kentucky on Dec. 29.

Strength of Schedule

(by NET, through 2/2)

1. Kansas
2. Texas
3. Penn State
4. Purdue
5. Duke
6. Texas A&M
7. Creighton
8. Louisville
9. Wichita State
10. Illinois

■ **Card Clips** -- Louisville has made nearly as many free throws (397-of-521, .762) as its opponents have attempted (276-of-405). Louisville is 26th in the nation in free throw attempts per field goal attempts (521/1262, 41.3 percent) and is 20th in the nation with 22.8 percent of its points coming from free throws. UofL is 15th in the nation in free throw percentage.

UofL has scored 80 or more points in 13 of its 22 games (79.1 ppg) and the Cardinals are 16th in the nation in adjusted offensive efficiency by Ken Pomeroy. UofL is third in the ACC in scoring offense for conference games (79.9 ppg).

The Cardinals have limited an opponent to under 40 percent accuracy for a half on 19 occasions this season, including holding North Carolina to 35.3 percent in the second half of its last game. In Chapel Hill, UofL held North Carolina under 40 percent in both halves, holding the Tar Heels to 37.5 percent shooting in the first half and 30.8 percent in the second half.

Malik Williams has blocked a shot in 17 of 22 games this season and leads Louisville in blocks with 32 (1.5 average, eighth in the ACC). Williams swatted eight shots over his last four games. Louisville has blocked a shot in 291 consecutive games, dating back to 2011.

Louisville has averaged 79.9 points in its 14 home games this season (12-2 record in the KFC Yum! Center this year) and has made an average of 20.4 free throws in those games.

Malik Williams totaled career highs with 19 points and 11 rebounds against Miami for his second double-double of the season. Williams has scored in double-figures on seven occasions and has grabbed at least five rebounds 12 times, including 10 of the last 15 games. He has started the last eight games and contributed nine points and four rebounds in his last game vs. North Carolina.

The Cardinals have won 148 consecutive games when scoring at least 85 points in regulation, as they did in scoring 90 in their ACC opener against Miami. It was the most points Louisville has scored in a conference opener since UofL beat UCF 90-65 on Dec. 31, 2013 in its conference opener in its one season in the American Athletic Conference. The 90 points was the second-highest total of the season for the Cardinals and most since a 104-54 victory over Southern on Nov. 13. A season-best five players scored in double figures for Louisville vs. Miami and NC State.

Ryan McMahon has hit a three-pointer in 15 of 22 games this season. He had three threes against Miami in UofL's ACC opener while handing out a career-high nine assists (without a turnover), the most for a Cardinal since Terry Rozier had nine at Florida State on Feb. 28, 2015. Twenty-seven of McMahon's 44 field goals have come from three-point range, and his 12 two-point field goals are more than his first two seasons combined. He made 4-of-6 threes at Wake Forest.

Louisville committed a season-low seven turnovers against Miami in its ACC opener, all in the first half. UofL has had 10 or fewer turnovers in seven games this season and has had single-digit turnovers on 56 occasions in the last six years. The Cardinals had nine turnovers at Indiana. UofL is sixth in the ACC in fewest turnovers per game (12.3).

With 16 assists at Wake Forest, UofL has dishied out 15 or more assists nine times this season, including six of the last nine games (14 vs. UNC in last game). The Cards handed out a season-best 21 assists at Georgia Tech.

■ **Conference Success at Home** — Louisville has protected its home court well in conference competition in recent years. The Cardinals have a 46-13 record in its conference home games over the last six years (.780). UofL has produced an 8-1 home record in league play in three of the last six years (4-1 this year, 5-4 last season). In ACC home games over the last five years, Louisville's 31 wins (31-10 record) is tied for the third-best in the league behind Virginia (35) and Duke (33), while tied with North Carolina (31) through Feb. 2. In road games, UofL is fourth with 21 ACC wins in its five years (21-19 ACC road record).

■ **Florida State Awaits Next** — Louisville plays its third of four straight Top 25 foe as the Cardinals play their second straight on the road at No. 25/nr Florida State in Tallahassee, Fla. on Saturday (Feb. 9, 4 p.m. ET, ESPN or ESPN2 or ESPNU). Florida State (16-5, 4-4 ACC) has won its last three games, including winning 59-49 over Georgia Tech at home in its last game on Feb. 2. The Seminoles will play at Syracuse on Feb. 4 prior to facing the Cardinals.

Florida State is 48th the nation in free throw percentage (.743), 59th in rebound margin (+4.5) and 67th in steals per game (7.6). Six FSU players are averaging over seven points a game, led by reserve sophomore forward Mfiondu Kabengele (13.0 ppg). Florida State is No. 24 in the Sagarin Ratings, No. 25 in ESPN's College Basketball Power Index (BPI), No. 31 in the NET rankings and No. 28 by Ken Pomeroy through Feb. 2. Louisville leads 34-11 in its series against Florida State, winning five of the last eight matchups. Louisville won two of three meetings last season, winning 73-69 in Tallahassee (1-10-18), falling 80-76 in Louisville (2-3-18) and prevailing 82-74 in the ACC Tournament second round in Brooklyn, N.Y. (3-7-18).

■ **Stellar Half at Georgia Tech** -- Louisville held a 27-point lead (43-16) at halftime at Georgia Tech, its largest halftime lead against an ACC opponent since Jan. 24, 2017 when it led Pittsburgh by 33 (51-18). The 27-point margin was tied for the fourth-largest halftime lead on the road for the Cardinals since 1974-75. The 16 points allowed were the fewest in a half this season, and the fewest since allowing 16 in the first half of last year's meeting with Georgia Tech on Feb. 8, 2018. The Yellow Jackets shot just 25 percent (6-of-24) in the first half.

Largest Halftime Margins Since 1974-75

- 33 - at Southern Miss - Jan. 11, 2005
- 33 - at Pittsburgh - Jan. 24, 2017
- 30 - at Alaska-Anchorage - Nov. 27, 1999
- 27 - at Georgia Tech - Jan. 19, 2019**
- 27 - at Temple - Feb. 14, 2014

UofL has held four ACC opponents below 40 percent shooting from the field, including limiting Wake Forest to just 26.5 percent accuracy in two games ago (also at North Carolina, at Georgia Tech, Pittsburgh).

Louisville Career Double-Doubles

Jordan Nwora (5)			
Boston College (H)	1/16/19	32 pts.,	10 reb.
Robert Morris (H)	12/21/18	19 pts.,	13 reb.
Kent State (H)	12/15/18	13 pts.,	10 reb.
Indiana (A)	12/8/18	24 pts.,	14 reb.
Tennessee (N)	11/21/18	23 pts.,	10 reb.
Dwayne Sutton (5)			
Wake Forest (A)	1/30/19	17 pts.,	10 reb.
Boston College (H)	1/16/19	14 pts.,	10 reb.
North Carolina (A)	1/12/19	17 pts.,	10 reb.
Pittsburgh (A)	1/9/19	12 pts.,	11 reb.
Virginia Tech (A)	2/24/18	17 pts.,	11 reb.
Malik Williams (2)			
Miami (H)	1/6/19	19 pts.,	11 reb.
Lipscomb (H)	12/12/18	10 pts.,	13 reb.
Steven Enoch (2)			
Pittsburgh (H)	1/26/19	12 pts.,	11 reb.
North Carolina (A)	1/12/19	17 pts.,	11 reb.

Louisville in NCAA Statistics		
Nat'l.	(through Feb. 2)	
Rank	Category	Stat
8	Free Throws Made	397
15	Free Throw Percentage	.762
27	Free Throws Attempted	521
36	Scoring Margin	+11.0
41	Defensive Rebounds/game	27.7
51	Scoring Offense	79.1
64	Rebounds per game	38.0
67	Rebound Margin	+4.2
67	FG Percentage Defense	.414

Louisville Home Conference Record, Last Seven Years

Year	Record	Conference
2018-19	4-1	ACC
2017-18	5-4	ACC
2016-17	8-1	ACC
2015-16	8-1	ACC
2014-15	6-3	ACC
2013-14	7-2	American
2012-13	8-1	Big East
	46-13	.780

UofL Statistical Comparison

	Wins	Losses	Home	Neutral	Away/
Record	16-0	0-6	12-2	4-4	
Scoring Average	81.6	72.5	79.9	77.8	
Points Allowed	63.9	79.3	67.2	69.8	
Scoring Margin	+17.6	-6.8	+12.6	+8.0	
FG Percentage	.477	.408	.462	.448	
Opp. FG Percentage	.389	.478	.413	.416	
3-Pt. Percentage	.372	.318	.364	.344	
FT Percentage	.767	.743	.770	.742	
Rebound Margin	+6.4	-1.7	+3.5	+5.5	
Turnover Margin	+1.4	-2.3	+1.6	-1.6	

UofL Statistical Comparison by Halves

	1st Half	2nd Half
Scoring Average	38.3	39.5
Points Allowed	32.1	34.6
Scoring Margin	+6.1	+4.9
FG Percentage	.458	.462
Opp. FG Percentage	.411	.414
3-Pt. Percentage	.380	.340
FT Percentage	.730	.792
Rebound Margin	+1.9	+2.4
Turnover Margin	+0.5	-0.1

2018-19 University of Louisville Cardinals Men's Basketball Roster

No.	Name	Pos.	Ht.	Wt.	Yr.	Exp.	Hometown (Previous School)
0	Akoy Agau	F	6-8	240	Gr.	Tr.	South Sudan (SMU)
1	Christen Cunningham	G	6-2	190	Gr.	Tr.	Georgetown, Ky. (Samford University)
2	Darius Perry	G	6-2	195	So.	1L	Marietta, Ga. (Wheeler HS)
3	Jo Griffin	G	6-1	200	So.	1L	Crestwood, Ky. (South Oldham HS)
4	Khwan Fore	G	6-0	185	Gr.	Tr.	Huntsville, Ala. (University of Richmond)
5	Malik Williams	F/C	6-11	245	So.	1L	Ft. Wayne, Ind. (Snider HS)
10	Wyatt Battaile	G/F	6-4	195	Fr.	HS	Pikeville, Ky. (Pikeville HS)
12	Jacob Redding	G	6-0	180	So.	1L	Ft. Wayne, Ind. (Carroll HS)
13	V.J. King	G/F	6-6	215	Jr.	2L	Cleveland, Ohio (Paul VI Catholic HS)
14	Will Rainey *	G	6-3	180	Sr.	Tr.	Louisville, Ky. (Spalding University)
23	Steven Enoch	C	6-10	260	Jr.	Tr.	Norwalk, Conn. (Univ. of Connecticut)
24	Dwayne Sutton	F	6-5	215	R-Jr.	1L	Louisville, Ky. (UNC Asheville)
30	Ryan McMahan	G	6-0	180	R-Jr.	2L	Sarasota, Fla. (Cardinal Mooney HS)
33	Jordan Nwora	F	6-7	225	So.	1L	Buffalo, N.Y. (Vermont Academy)

Pronunciation Guide: Akoy Agau (uh-KOY, uh-GOW; like cow with a "G"), Battaile (BATTLE), Enoch (EE-knock), Khwan Fore (KWahn FOUR), Nwora (WOR-uh; silent N). * Rainey, a walk-on, will sit out the 2018-19 season after transferring from Spalding University.

■ **11 Assists, 0 Turnovers for Cunningham** — Christen Cunningham became just the third Cardinal player in the last 47 years to hand out 11 assists without a turnover when he accomplished that feat at Georgia Tech.

Louisville Most Assists Without a Turnover, Last 47 Years (since 1972-73)

11 - Christen Cunningham vs. Georgia Tech - Jan. 19, 2019

11 - LaBradford Smith vs. New Mexico - Dec. 16, 1989

11 - Phil Bond vs. Dayton - Jan. 28, 1976

■ **High Scoring Nwora** — Jordan Nwora is just the third Louisville player over the last 17 years to score 25 or more points in back-to-back games. Nwora scored a career-high 32 points against Boston College before pouring in 25 at Georgia Tech. Nwora had 21 points in the first half, making him the first Cardinal to score 20 points in a half since Donovan Mitchell scored 21 points in the first half against NC State on Jan. 29, 2017.

■ **Card File** — Five of Louisville's six losses have come to teams that have been ranked in the AP Top 25, with two of the losses by a total of four points ... Louisville is 15-0 when shooting better from the field than its opponent, 11-1 when shooting more free throws than its opponent, and 14-3 when outrebounding its opponent ... UofL has held a rebounding advantage in 17 of its 22 games and have a +4.2 rebounding margin on the season ... Louisville has a 60-23 record during the month of February over the last 11 years (.723) ... UofL has made 79.7 percent of its free throws in the last five minutes of games this season (102-of-128) ... Over the last five years, UofL has held an opponent to 20 or fewer points in a half on 25 occasions ... Louisville is one of seven schools in the nation without a scholarship freshman on its roster (also Alcorn State, Auburn, Bethune-Cookman, South Alabama, Tulsa and UT Martin) ... Louisville's win over No. 9/8 Michigan State was its first victory over a Top 10 team since beating No. 7 Duke 78-69 in the KFC Yum! Center on Jan. 14, 2017 ... Many UofL players have amassed more muscle in the offseason, including V.J. King, who added 25 pounds ... Chris Mack is one of 55 Division I head coaches that are in their first season at their respective schools ... Louisville is No. 19 in the Sagarin Ratings, No. 17 in ESPN's College Basketball Power Index (BPI), No. 15 in the NET rankings and No. 14 by Ken Pomeroy through Feb. 2.

■ **Cunningham A Leader** — Graduate transfer Christen Cunningham has provided leadership with his performance on and off the court. In his last 10 games, he has shot 57.1 percent from the field -- including 39.3 percent from the three-point line (11-of-28) -- while averaging 12.5 points and 6.6 assists. He has handed out 43 assists with just nine turnovers in his last six games combined. In his last game against North Carolina, he scored 15 points and handed out nine assists, his second-most of the year. He scored a season-high 23 points at Pitt with five assists. He has eight double-figure scoring efforts in his last 13 games and 81 in his collegiate career.

A team co-captain from Georgetown, Ky., Cunningham has started 21 games this season while averaging 10.4 points (third on the team) and a team-leading 4.6 assists, fourth in the ACC. He is fourth in the ACC in assists-turnovers ratio (2.67). He missed the Cardinals' game against Robert Morris due to concussion protocol. He scored 20 points and handed out four assists against Kentucky. At Pittsburgh, Cunningham (23 points, 41 minutes, 0 fouls) became the second Cardinal in 18 years to play more than 40 minutes and score 20 or more points without committing a foul. The other UofL player was Terrence Williams, who scored 24 points in 43 minutes in an 87-73 overtime victory over Notre Dame on Jan. 12, 2009.

■ **Two "Color" Events Remain for Upcoming Games** -- Two "color" events are among upcoming special events for fans at the remaining four UofL men's basketball home games in the KFC Yum! Center.

The inaugural "Blackout" in the KFC Yum! Center is planned for Feb. 12 when UofL will play No. 2 Duke at 9 p.m. on ESPN. Fans can participate by wearing black clothing for the nationally-televised event.

The annual "Wear Red for the Seniors" game is set for March 3 at 1:30 p.m. when the Cardinals face Notre Dame in the final home game of the season, a CBS telecast. Cardinal fans are encouraged to wear red attire for that Senior Day event. Louisville has won 15 of its last 17 Senior Day games. UofL had its annual "White Out" game on Feb. 2 against No. 9 North Carolina, with the Cardinals falling 79-69.

■ **Williamson to Play in McDonald's All-American Game** — Samuell Williamson, who signed in November to play for UofL, has been selected to play in the 42nd annual McDonald's All-American Game. A 6-7, 190-pound guard from Rockwall (Texas) High School, Williamson is averaging 25.6 points, 11.4 rebounds, and 4.3 assists through Jan. 23 while helping Rockwall achieve a 23-5 record and a No. 6 ranking among Texas 6A teams. Ranked No. 33 in the 2019 ESPN 100, Williamson topped 30 points in three straight games over two days on Dec. 27-28, scoring 35, 37 and 32 points in consecutive games. Williamson becomes the 28th McDonald's All-America selection who has signed with Louisville, including three that signed with UofL but did not play for the Cardinals. The 2019 game will be played at the State Farm Arena in Atlanta, Ga., on March 27.

■ **More on the Ville** -- Khwan Fore matched a season high with his nine points against NC State and scored eight vs. Pitt in Louisville. He has started the last eight games for the Cardinals and 11 for the season (9-2 record in those games; only loss at Pittsburgh and North Carolina in Louisville). He has collected a steal in seven of his last eight games (two vs. NC State) and has made 5-of-11 three-pointers in his last six games.

This year's North Carolina series marked the second time in UofL history that the Cardinals had a double-digit road win and a double-figure home loss to the same team. The other came in 1999-2000 when UofL lost 69-59 to Charlotte at home and later won 67-51 at Charlotte.

Louisville made its third-biggest one-week jump in the

Associated Press poll last week, rising eight positions from No. 23 to No. 15 in the Jan. 28 poll.

UofL Biggest One-Week Jump In the Associated Press Poll

No.	Positions	Date
11	#20-#9	Jan. 19, 2009
9	#20-#11	Dec. 29, 2003
8	#23-#15	Jan. 28, 2019
8	#23-#15	Jan. 31, 2011
8	#20-#12	March 6, 1978
8	#15-#7	Jan. 3, 1972

■ **Cardinal Spurts** — Through its 22 games this season, Louisville has produced 41 runs of 8-0 or better, including runs of 10-0, 9-0 and 8-0 two games ago at Wake Forest. The Cardinals had a season-best 14-0 run at Georgia Tech. UofL has forced its opponents into 36 scoring droughts of three minutes or more, including stretches of 3:16, 4:00 and 4:32 at Wake Forest two games ago. UofL held Central Arkansas scoreless for a season-best 6:07 stretch on Dec. 5.

■ **Success vs. Top 25 Foes** -- Louisville has won 41 of its last 84 against AP ranked opponents, falling at home against No. 9 North Carolina on Feb. 2 in its last Top 25 matchup. UofL has a 58-56 record against Top 25 teams over the last 11 years (3-3 this year, 1-7 in 2017-18, 5-8 in 2016-17, 3-5 in 2015-16). UofL has been victorious eight of the last 23 times it has faced an AP top-five foe. UofL has won 21 of its last 48 games when facing Top 10 teams, spanning the last 11 years. Winning at No. 12 North Carolina on Jan. 12 marked UofL's first road victory over a Top 15 team since winning 58-57 at No. 7 Cincinnati on Feb. 22, 2014.

■ **Cards Sixth All-Time in the Polls** — Louisville has been ranked in the Associated Press poll on 629 occasions, sixth most all-time. Louisville returned to the rankings on Jan. 21 at No. 23, its first appearance since Nov. 27, 2017. The Cardinals had been ranked in 35 straight AP polls before falling out on Dec. 4, 2017. UofL has been among the top ten on 288 occasions, including 11 times in the 2016-17 season. Until the first three polls of 2014-15, the last time UofL had not been in the poll was March 5, 2012 -- a year in which UofL advanced to the Final Four. UofL has been ranked among the nation's top 16 in the preseason poll five of the last eight years (16th last year, 13th in 2016-17, unranked in 2015-16, eighth in 2014-15, third in 2013-14, second in 2012-13, ninth in 2011-12). Louisville is one of only five schools to be ranked in the AP Top 25 poll at least once during each of the past 17 seasons, excluding preseason polls (*others*: Duke, Gonzaga, Kansas, North Carolina).

■ **Tickets Available** — Single game tickets are on sale for the Cardinals' remaining four home games. Tickets are dynamically priced.

Tickets may be purchased by visiting Ticketmaster online at www.ticketmaster.com, calling 1-800-745-3000 or by visiting any Ticketmaster Ticket Center, including the KFC Yum! Center. Convenience fees are applied with Ticketmaster orders. The direct link to purchase tickets through Ticketmaster is here: <https://uofl.me/2O3TfKK>

In addition, a flexible three-game group ticket plan is also available. The three-game plan, priced at \$195, guarantees fans the best reserved seats available for any of the Cardinals' eight remaining ACC home games, choosing any three games to include in the package. The ticket groups may be purchased through Ticketmaster at this link: <https://uofl.me/ACC3>. Individuals will be prompted for the appropriate information through the online process.

Information on additional ticket opportunities may be obtained by calling (502) 852-5151 or visiting online at www.GoCards.com/mbbtickets.

■ **Cards Chosen 11th in ACC Preseason Poll** — UofL was picked to finish 11th in the Atlantic Coast Conference in 2018-19 in a preseason media poll with Duke as the league favorite for the second straight year. North Carolina senior forward Luke Maye was honored as the preseason Player of the Year while Duke freshman forward RJ Barrett was chosen the ACC Preseason Rookie of the Year. Louisville finished tied for ninth last season, tied for second in 2016-17 and was fourth in each of its first two years in the ACC. The 2019 New York Life ACC Tournament will be played March 12-16 at the Spectrum Center in Charlotte, N.C.

■ **Record Free Throw Percentage Pace** — Louisville is on pace to shoot a record percentage from the free throw line this season. The Cardinals have connected on 76.2 percent at the line through its 22

games, just ahead of the school-record 75.2 percent accuracy accomplished by the 1974-75 UofL team. Eight Cardinals are shooting above 70 percent from the line and four are above 80 percent. Louisville is seventh in the nation in free throws made per game (18.0), is 28th in free throws attempted per game (23.7) and 15th in free throw percentage (.762). Louisville is second in the ACC in free throw percentage. Louisville has made 79.2 percent of its free throws in the second half of games this year. Ryan McMahon was among the national leaders in free throw percentage (.939) before falling below the minimum.

1. Duke	9. Notre Dame
2. Virginia	10. Miami
3. North Carolina	11. Louisville
4. Syracuse	12. Boston College
5. Virginia Tech	13. Georgia Tech
6. Clemson	14. Wake Forest
7. Florida State	15. Pittsburgh
8. NC State	

Cardinals on Social Media

	Twitter	Instagram
Chris Mack	@CoachChrisMack	
Akoy Agau	@AkoyAgau	@akoyagau
Wyatt Battaile	@Wyatt_10	@wyatt_10
Christen Cunningham	@yocunningham	@yocunningham
Steven Enoch	@StevenEnoch	@stevenenoch
Khwan Fore	@khwanfore	@khwanfore
Jo Griffin	@JoGriffin	@jogriffin1
V.J. King	@vjking	@vjking_
Ryan McMahon	@RyanMcMahon	@ryanmcmahon
Jordan Nwora	@JordanNwora	@jordannwora
Darius Perry	@dariusperry	@_dariusthegreat
Will Rainey	@rainmain_14	@rain_man14
Jacob Redding		@j_redding13
Dwayne Sutton	@DwayneSutton	@dwaynesutton
Malik Williams	@leek_willi	@leek_willi

ATLANTIC COAST CONFERENCE

(ACC standings through Feb. 2)

School	ACC	Overall	Streak
Virginia.....	8-1	20-1	W 4
Duke.....	7-1	19-2	W 5
North Carolina.....	7-1	17-4	W 5
Virginia Tech.....	7-2	18-3	W 3
Louisville.....	7-2.....	16-6	L 1
Syracuse.....	7-2	16-6	W 2
Florida State.....	4-4	16-5	W 3
NC State.....	4-5	16-6	L 2
Georgia Tech.....	3-6	11-11	L 3
Clemson.....	2-5	12-8	W 1
Boston College.....	2-6	11-9	L 2
Notre Dame.....	2-7	12-10	W 1
Pittsburgh.....	2-7	12-10	L 5
Wake Forest.....	1-7	8-12	L 4
Miami.....	1-8	9-12	L 5

Upcoming ACC Games



Sunday, February 3
Wake Forest at Clemson - ESPN.....Noon

Monday, February 4
Louisville at Virginia Tech - ESPN.....7 p.m.

Tuesday, February 5
Boston College at Duke - ESPN/2.....7 p.m.
Pitt at Wake Forest - ESPN.....7 p.m.
Florida State at Syracuse - Raycom.....8 p.m.
NC State at North Carolina - Raycom.....8 p.m.

Wednesday, February 6
Clemson at Georgia Tech - RSN.....7 p.m.
Notre Dame at Miami - ESPN2/U.....7 p.m.

Saturday, February 9
Virginia Tech at Clemson - ESPN/2/U.....Noon
Miami at North Carolina - Raycom.....Noon
Boston College at Syracuse - Raycom.....2 p.m.
NC State at Pitt - Raycom.....2 p.m.
Louisville at Florida State - ESPN/2/U.....4 p.m.
Duke at Virginia - ESPN/2.....6 p.m.

Louisville in ACC Statistics

Team Statistics	All	Rank	ACC	Rank
Scoring Offense.....	79.1	4	79.9	3
Scoring Defense.....	68.1	8	67.3	5
Scoring Margin.....	+11.0	6	+12.6	2
FT Percentage.....	.762	1	.750	3
FG Percentage.....	.456	7	.467	4
FG Pct. Defense.....	.414	8	.403	4
3-Pt. Percentage.....	.356	5	.363	5
3-Pt. Percentage Defense.....	.323	7	.290	3
Rebounding Margin.....	+4.2	8	+2.3	3
Blocked Shots.....	3.2	12	2.7	11
Assists.....	14.1	6	16.3	2
Steals.....	5.1	14	5.0	12
Turnover Margin.....	+0.4	11	+2.0	2
Assists-Turnover Ratio.....	1.15	7	1.32	3
3FG Made.....	8.7	3	9.6	2

Individual Stats (All Games)	Assists/Turnovers Ratio
Scoring	4. Christen Cunningham .2.67
5. Jordan Nwora..... 18.1	Rebounding
Field Goal Percentage	9. Jordan Nwora..... 7.7
7. Jordan Nwora..... .479	14. Dwayne Sutton..... 6.9
3-Pt Field Goal Percentage	Assists
6. Jordan Nwora..... .402	4. Christen Cunningham ... 4.6
3-Pt Field Goals Made	Minutes Played
8. Jordan Nwora..... 2.4	19. Dwayne Sutton..... 31.5
Blocked Shots	22. Jordan Nwora..... 31.1
8. Malik Williams..... 1.5	

■ **Cards Begin New Era with Chris Mack** — UofL began a new era when it named Chris Mack as its new head men's basketball coach on March 28. In nine seasons as the head coach at Xavier, Mack guided the Musketeers to a 215-97 record and eight NCAA Tournament appearances (the last five straight years), including reaching the Sweet 16 on four occasions and the Elite Eight in 2017. His teams won or shared three conference regular season championships while compiling a 105-49 league record over nine seasons in the Big East and Atlantic 10. Among active coaches, Mack's .689 winning percentage entering the season as a head coach ranks him 19th in the nation and his 215 victories entering this year are tied for the 11th-most ever amassed by a coach in their first nine seasons.

His 2017-18 Xavier squad achieved a 29-6 record, won Xavier's first Big East Conference regular season championship and earned the school's first-ever No. 1 seed in the NCAA Tournament. Mack was honored as the 2018 Big East Coach of the Year, NABC District 5 Coach of the Year, and he became the all-time coaching wins leader with the Musketeers. Xavier finished third in the final Associated Press poll – its highest ever ranking -- and last year's team was one short of the school record for victories.

Mack's contract with the Cardinals is for seven years, extending through the 2024-25 season. He will be just the fourth head coach to guide the Cardinals in the last 48 years, following Denny Crum (1971-2001), Rick Pitino (2001-17) and David Padgett (2017-18). Mack is the 21st head coach in Louisville's 104-year history and the seventh in the past 73 years.

■ **Cards Have 16 Straight 20-Win Seasons** — Louisville is one of four Division I schools in the nation which has won 20 or more games in each of the past 16 seasons. Reaching 20 victories last season and extending their streaks are Kansas (29), Duke (22), Gonzaga (20) and Louisville (16). UofL has won at least 19 games in 44 of the last 48 years. However, the NCAA Committee on Infractions' vacation of 123 victories in four of those years (2011-15) negates the official results.

■ **Cards Will Host 2019 NCAA Regional** — The University of Louisville will serve as the host institution for the South Regional of the 2019 NCAA Division I Men's Basketball Championship to be played March 28 and 30, 2016 at the KFC Yum! Center. UofL and the KFC Yum! Center also served as host for the 2016 NCAA South Regional and for the Second and Third Rounds of the 2015 NCAA Division I Men's Basketball Championship. Louisville and Freedom Hall, the Cardinals' previous home, was the site for six NCAA Final Fours and four additional NCAA Tournament events.

■ **Graduate Transfer Trio** -- UofL bolstered its roster with three graduate transfers that have one year of eligibility. Christen Cunningham started all 110 games of his career at Samford, where he ranks 13th on Samford's all-time scoring list with 1,283 career points and his 514 career assists is a school record. Khwan Fore started the last two seasons at Richmond, averaging 11 points and 3.2 rebounds as a redshirt junior last year. Akoy Agau, who played his freshman year at Louisville, returns to the Cardinals after a stint at Georgetown and SMU, where he averaged 5.0 points, 3.6 rebounds last season. In addition, junior center Steven Enoch has two years to play at UofL after sitting out the 2017-18 season. Enoch averaged 3.4 points, 2.3 rebounds and 12.1 minutes in 29 games during the 2016-17 season for Connecticut as a sophomore.

■ **Agau Returns** -- Graduate transfer Akoy Agau made the rare move to return to the Cardinals where he began his collegiate career. Agau played his freshman year at Louisville in 2013-14, transferred to Georgetown in December of 2014 following the UofL fall semester, missed the entire 2015-16 season after suffering an injury in preseason, played 32 games for Georgetown in 2016-17, and played the 2017-18 season at SMU as a graduate transfer. Last season, he averaged 5.0 points, 3.6 rebounds and shot 51.2 percent from the field while appearing in 27 games for SMU. Agau has one season of competition available after obtaining waivers to participate and plans to work on a master's degree in business. An NCAA waiver was approved to extend his eligibility clock to a sixth year and he obtained a transfer residency waiver so he could play immediately, since he transferred twice previously. He had two medical hardship waivers approved when he was an undergraduate.

■ **Nwora Gained International Experience** -- Sophomore forward Jordan Nwora had a successful venture as a member of the Nigeria national team in the 2018 FIBA World Cup African Qualifiers June 29-July 1 in Lagos, Nigeria. In three games, Nwora tied for the average scoring lead among all players in the 16-team event with a 21.7 average in his three games. His 8.0 rebounding average was 10th in the qualifiers, his 2.3 steals per game tied for third, and his 2.7 assists ranked 16th. Nwora totaled 36 points, five rebounds, four assists and four steals for Nigeria in a 93-53 victory over Mali on July 1. His 36 points is the most ever scored by a Nigerian player in a major tournament, a mark previously held by Ikechukwu Diogu with 31 points on two occasions. Nwora made 12-of-20 field goals in the game, including 5-of-11 from three-point range, and 7-of-8 free throws. Nwora has dual citizenship with Nigeria. His father Alex, who is the head coach at Erie Community College, serves as the head coach of the Nigerian team.

A member of the 2018 All-ACC Academic Team, Nwora averaged 5.7 points and 2.2 rebounds as a freshman last season for the Cardinals, connecting on 43.9 percent of his three-point attempts (25-of-57). He was named the ACC Rookie of the Week for games Feb. 5-11 when he averaged 12 points, 3.3 rebounds and shot 59.1 percent from the field (7-of-11 threes) as the Cardinals won two of three games that week. UofL was 8-1 when Nwora scored in double figures last season and he has been the Cardinals' top scorer as a sophomore.

CARD FILE

■ Louisville has finished among the nation's Top 25 teams in seven of the last eight years. Louisville has been ranked on 629 occasions in the Associated Press poll, sixth all-time.

■ Louisville has **75 NBA Draft selections**, including eight in the last six years (Ray Spalding the latest in 2018 as the 56th overall pick). Former UofL and current Utah Jazz guard Donovan Mitchell was the 2018 NBA Dunk Contest winner and was runner-up for the NBA Rookie of the Year.

■ Louisville is the **only school in the nation** to have players drafted in both the last five NBA drafts and NFL drafts.

■ Louisville has been the highest rated television market for college basketball for the last 16 years.

■ Louisville is **one of only five schools** to be ranked in the AP Top 25 poll at least once during each of the past 17 seasons, excluding preseason polls (*others*: Duke, Gonzaga, Kansas, & North Carolina).

■ Louisville is one of just four schools which have won 20 or more games on the court in each of the **last 16 seasons** (also Kansas, Duke and Gonzaga). However, the NCAA Committee on Infractions' vacation of 123 victories in four of those years (2011-15) negates the official results.

■ Louisville has attracted over **3.3 million fans** in its first nine years in the spectacular KFC Yum! Center. The Cardinals have ranked in the top six nationally in home attendance for the last 38 consecutive years.

■ Five Cardinals were named to the 2018 All-ACC Academic Team (**ACC-best 25 selections** over 4 years). UofL achieved a collective 3.352 grade-point average for the 2018 fall semester, with **11 of 14** student-athletes earning a 3.0 or better GPA. The Cardinals have produced a 3.0 or better GPA in 20 of the last 21 semesters. UofL is one of only two Division I schools in the nation to have perfect men's basketball multi-year Academic Progress Rate (APR) scores in four of the past five years.

■ Over the last four years, UofL held 55 opponents under 40 percent shooting from the field, 33 under 36 percent and 14 under 32 percent. Over the last five seasons, Louisville has held 52 opponents below 60 points, including 13 below 50.

■ Louisville's strength of schedule has been among the top 16 toughest in the nation by the RPI in nine of the past 11 years, including 10th during the 2017-18 season.

■ Louisville has participated in postseason competition in 48 of the last 53 years.

■ Louisville is **second in the nation** with 68 1,000-point career scorers (behind North Carolina's 76). Junior forward V.J. King is the Cardinals' next closest current player to that plateau with 586 career points in his three seasons.

■ Louisville has the largest margin of victory over an eventual national champion in both men's and women's basketball, beating 2014 NCAA men's champion Connecticut and 2018 women's champion Notre Dame each by 33 during the regular season. Previous records were 27 points over a men's champion and 18 points over a women's champion.

■ **Impressive Academic Performance** -- While the University of Louisville men's basketball team has performed well on the court, the Cardinals have excelled in the classroom as well. Louisville has received an NCAA Public Recognition Award each of the last six years for ranking among the top 10 percent in men's basketball in the Academic Progress Rate, which measures academic eligibility, retention and graduation for student-athletes. Louisville is one of just nine schools in the nation, including only three from Power 5 conferences, which has earned the APR recognition each of the last six years. Louisville is one of only two Division I schools in the nation to have perfect men's basketball multi-year APR scores four of the past five years.

UofL had a collective 3.352 GPA for the 2018 fall semester with 11 of 14 Cardinals earning a 3.0 or better GPA. The men's basketball team has had a collective 3.0 GPA for 20 of the last 21 consecutive semesters. Five Cardinals were named to the 2018 All-ACC Academic Team and UofL has produced an ACC-best 25 selections over its four years in the league. Louisville placed a league-high six individuals on 2017 ACC All-Academic Team, and a conference-best seven on the team in 2015 and 2016. Prior to entering the ACC, UofL's men's basketball team earned four straight league Team Academic Excellence Awards, recognizing the highest collective grade-point averages in each of the conference sports (2014 American Athletic Conference, 2011-13 Big East). The Cardinals produced a collective 2.947 grade point average for the 2017-18 academic year.

■ **Cardinals Placed Five on 2018 All-ACC Academic Team** -- Five UofL men's basketball players were honored on the 2018 All-ACC Academic Men's Basketball team. Earning the honor for the Cardinals were Deng Adel, V.J. King, Jordan Nwora, Darius Perry and Ray Spalding. The five selections for Louisville matched Pitt for the most for a school on the 27-member team. Seven schools had two selections each. UofL placed six members on the team in 2016-17 and seven in its first two ACC seasons, an ACC-best 25 selections in the last four years. To be eligible for consideration, a student-athlete must have earned a 3.00 grade point average for the previous semester and maintained a 3.00 cumulative average during his academic career. It was the third straight year that Adel and Spalding earned the recognition and the second for King.

■ **King, Cunningham Team Captains** — Graduate transfer guard Christen Cunningham and junior guard/forward V.J. King were selected as team captains for the Cardinals' 2018-19 season in a vote by their teammates.

■ **Guide Online** — The UofL Men's Basketball Guide is available online at GoCards.com, specifically at <https://uofl.me/2yv7djN>.

■ **Three Million Fans** — Louisville passed the three million mark in total home attendance in the KFC Yum! Center on Jan. 21, 2018. A total of 3,361,054 fans have flocked to the spectacular arena to watch UofL play in its ninth seasons. Louisville's average home attendance of 16,883 last season was the fifth largest in the nation. Louisville has ranked among the top six nationally in average home attendance each of the last 38 years. UofL has averaged 20,247 fans per game in its nine years in the KFC Yum! Center.

■ **Cards vs. Non-Conference Foes** -- Louisville has won 73 of its last 77 non-conference games at home in the KFC Yum! Center, spanning the last nine seasons. The Cardinals won 35 straight over non-conference opponents between falling to Kentucky on Dec. 27, 2014 and its previous home non-conference loss on Dec. 31, 2010 to Kentucky. The other four non-conference losses UofL has suffered in the KFC Yum! Center were a 52-46 setback at the hands of Drexel on Dec. 14, 2010; 79-77 to Seton Hall on Dec. 3, 2017; 79-56 to Mississippi State on March 20, 2018; and 71-58 to Kentucky on Dec. 29, 2018. In its ninth season in the spectacular KFC Yum! Center, Louisville has an overall 139-22 record in home games, including an 81-6 record against non-conference opponents. The Cardinals have won 37 of their last 40 home games against non-conference opponents.

■ **17 Sweet 16s for Cards** — Louisville is tied for eighth with 17 Sweet 16 appearances since the NCAA began Sweet 16 records in 1975. The Cardinals reached four additional Sweet 16s that were later vacated. (UofL years in Sweet 16: 1975, 1978, 1979, 1980, 1982, 1983, 1984, 1986, 1988, 1989, 1993, 1994, 1996, 1997, 2005, 2008, 2009; Sweet 16 appearances in 2012, 2013, 2014, and 2015 were vacated). The Cardinals have won seven of their last eight regional semifinal games.

■ **Cardinals Have Reached 11 Elite Eights** -- Louisville has reached the NCAA Elite Eight on 11 occasions, tied for seventh nationally. The Cardinals reached three additional Elite Eights that were later vacated. The NCAA recognizes Elite Eight records since 1951, the first year that all teams in the tournament would be required to win at least one game to advance to the Elite Eight. (UofL years in Elite Eight: 1959, 1972, 1975, 1980, 1982, 1983, 1986, 1997, 2005, 2008, 2009; Elite Eight appearances in 2012, 2013, and 2015 were vacated). The Cardinals have a 10-4 record in regional championship games.

■ **Double Ranked Wins** -- While Louisville's men's team was beating No. 21 NC State last Thursday night, the Cardinals' women's team was winning at No. 22 Florida State. Mar. 31, 2013 was the only other day in UofL history that Louisville men's and women's basketball teams have beaten ranked opponents on the same day. Jan. 24 was the first time it has ever happened in the regular season. UofL's women's team (19-1) is No. 3 in the AP poll and beat Nov. 2 UConn on Jan. 31.

'18-19 NATIONAL RANKINGS

Associated Press (Jan. 28)	USA Today (Jan. 28)
1 Tennessee	1 Tennessee
2 Duke	2 Duke
3 Virginia	3 Virginia
4 Gonzaga	4 Gonzaga
5 Michigan	5 Michigan
6 Michigan State	6 Kentucky
7 Kentucky	7 Nevada
8 Nevada	8 Michigan State
9 North Carolina	9 Marquette
10 Marquette	10 North Carolina
11 Kansas	11 Virginia Tech
12 Virginia Tech	12 Kansas
13 Houston	13 Houston
14 Villanova	14 Villanova
15 Louisville	15 Texas Tech
16 Texas Tech	16 Louisville
17 Purdue	17 Buffalo
18 Buffalo	18 Purdue
19 LSU	19 LSU
20 Iowa State	20 Iowa State
21 Maryland	21 Mississippi State
22 Mississippi State	22 NC State
23 NC State	23 Wisconsin
24 Wisconsin	24 Maryland
25 Florida State	25 Iowa

Louisville in the Polls

Date	AP	USAT	Date	AP	USAT
preseason	rv	rv	Dec. 24	rv	rv
Nov. 12	rv	rv	Dec. 31	rv	-
Nov. 19	-	rv	Jan. 7	rv	rv
Nov. 26	-	-	Jan. 14	rv	-
Dec. 3	rv	-	Jan. 21	23	24
Dec. 10	-	-	Jan. 28	15	16
Dec. 17	rv	rv			

rv = receiving votes

All-Time NCAA Division I Records by Percentage (entering 2018-19 season)

School	Years	Wins	Lost	Ties	Pct.
1. Kentucky	115	2,263	699	1	.764
2. North Carolina	108	2,232	792	0	.738
3. Kansas	120	2,248	849	0	.726
4. Duke	113	2,144	881	0	.709
5. UNLV	60	1,245	543	0	.696
6. UCLA	99	1,870	836	0	.691
7. Syracuse	117	1,884	894	0	.678
8. Western Ky.	99	1,775	912	0	.661
9. Arizona	113	1,796	931	1	.659
10. Villanova	98	1,749	924	0	.654
11. Louisville	104	1,702	912	0	.651
12. Notre Dame	113	1,866	1,009	1	.649
13. VCU	48	939	509	0	.648
14. Utah	110	1,802	990	0	.645
15. Murray St.	93	1,612	889	0	.645

NCAA Sweet 16 Appearances (since 1975)

North Carolina	28
Duke	26
Kentucky*	26
Kansas	23
UCLA*	19
Syracuse*	19
Arizona	18
Louisville*	17
Indiana	17
Michigan State	17

*does not include vacated appearances

NCAA Elite Eight Appearances (since 1951)

Kentucky	33
North Carolina	26
Kansas	22
Duke	21
UCLA*	20
Michigan State	13
Louisville*	11
Arizona	11
UConn	11
Indiana	11
Villanova	11

*does not include vacated appearances

■ **Eight NBA Draft Picks in Last Six Years** -- Ray Spalding, a junior forward for Louisville last season, was selected by the Philadelphia 76ers in the second round of the 2018 NBA Draft with the 56th pick overall. He was subsequently traded to the Dallas Mavericks, where he will play as a rookie in 2018-19.

A total of 75 former Louisville players have been selected in the NBA Draft, including eight in the last six years. In addition to Spalding, those recent picks include Donovan Mitchell (2017, 1st round, 13th overall selection, Denver Nuggets), Chinanu Onuaku (2016, 2nd, 37th, Houston Rockets), Terry Rozier (2015, 1st, 16th, Boston Celtics), Montrezl Harrell (2015, 2nd, 32nd, Houston Rockets), Russ Smith (2nd, 47th, Philadelphia 76ers), Gorgui Dieng (2013, 1st, 21st, Utah Jazz) and Peyton Siva (2013, 2nd, 56th, Detroit Pistons).

In addition, Former Cardinal Mangok Mathiang made the Charlotte Hornets team in 2017 as an undrafted free agent following his senior season at UofL. Mitchell won the 2018 Verizon NBA Slam Dunk Contest on Feb. 18 and was runner-up for the 2018 NBA Rookie of the Year.

Louisville is the only school in the nation to have players drafted in both the last five NFL drafts and the last five NBA drafts. Louisville has produced 25 first-round NBA Draft choices, including 12 in the top ten and six among the top three picks (Pervis Ellison first in 1989; Wes Unseld second in 1968; Darrell Griffith second in 1980; Charlie Tyra second in 1957; Rodney McCray third in 1983; George Hauptfuhrer third in 1948).

■ **12 Former UofL Assistants Are Head Coaches** -- A dozen former Louisville assistant coaches are active head coaches. The list includes Mike Balado at Arkansas State, Mick Cronin at Cincinnati; Scott Davenport at Bellarmine (NCAA Division II); Kevin Keatts at NC State, Wyking Jones at California, Steve Masiello at Manhattan; Walter McCarty at Evansville, Marvin Menzies at UNLV; Richard Pitino at Minnesota, Kareem Richardson at Missouri-Kansas City, and Kevin Willard at Seton Hall. Seven have guided their teams to NCAA Tournament appearances over the last four years (since 2014; Cronin, Davenport, Keatts, Masiello, Menzies, Pitino and Willard).

■ **Challenging Schedule** — Louisville will face one of the nation's most difficult schedules this season, with 10 opponents ranked among the preseason AP Top 25, including six of the top 10 teams. Over half of the Cardinals' games -- 17 of 31 -- will be played against teams in the AP Top 25 or among those receiving votes in the preseason poll. Twenty-two of the Cardinals' 31 regular season games will be played against teams that participated in post-season competition the previous season, including 16 from the 2018 NCAA Tournament field. UofL will play 23 regular season games against teams that won at least 18 games last season. Five ACC teams were among the preseason AP Top 25. The Cardinals have played a schedule ranked among the top 16 toughest by the ratings percentage index in nine of the past 11 seasons, including the nation's 10th-toughest schedule by the RPI in 2017-18.

Louisville RPI and Strength of Schedule Last 11 Years		
Year	RPI	SOS
2017-18	42	10
2016-17	11	3
2015-16	16	38
2014-15	19	16
2013-14	16	49
2012-13	2	4
2011-12	10	2
2010-11	17	11
2009-10	45	11
2008-09	7	12
2007-08	10	4

Cardinals Active in Professional Basketball
NBA

Name	Yrs. @ UofL	2018-19 Team
Deng Adel	'15-18	Cleveland Cavaliers (2-way)
Gorgui Dieng	'10-13	Minnesota Timberwolves
Montrezl Harrell	'12-15	Los Angeles Clippers
Damion Lee	'15-16	Golden State Warriors (2-way)
Donovan Mitchell	'15-17	Utah Jazz
Terry Rozier	'13-15	Boston Celtics
Ray Spalding	'15-18	Dallas Mavericks (waived 1/31)

NBA G-League

Trey Lewis	'15-16	Salt Lake City Stars
Chinanu Onuaku	'14-16	Greensboro Swarm

Foreign Teams

Mangok Mathiang	'13-17	Venoli Cremona (Italy)
Wayne Blackshear	'11-15	Helsinki Seagulls (Finland)
Rakeem Buckles	'09-12	Lille Metropole (France)
Earl Clark	'06-09	Buducnost VOLI (Montenegro)
Taquan Dean	'02-06	Béarnais Pau-Orthez (France) (now Taqwa Pinerò)
Tony Hicks	'16-17	Rostock (Germany)
Preston Knowles	'07-11	Bertram Tortona (Italy)
Kyle Kuric	'08-12	FC Barcelona Lassa (Spain)
Anas Mahmoud	'14-18	Al Zamalek (Egypt)
Larry O'Bannon	'01-05	Atenis Cordoba (Argentina)
Juan Palacios	'04-08	Chalon (France)
Samardo Samuels	'08-10	Limoges CSP Elite (France)
Peyton Siva	'09-13	Alba Berlin (Germany)
Jerry Smith	'06-10	Ifestos Limnou (Greece)
Russ Smith	'10-14	Fujian Sturgeons (China)
Quentin Snider	'14-18	Lisboa Benfica (Portugal)
Edgar Sosa	'06-10	BCM Gravelines (France)
Kevin Ware	'11-14	London Lightning (Canada)

■ **Past UofL Coaches Have Had Successful Starts** -- Each of the last five Louisville coaches had successful seasons in their first season with the Cardinals. The best first-year start by a UofL coach was Denny Crum, who inheriting a senior-laden team and guided the Cardinals to a 26-5 record and the NCAA Final Four in his first season in 1971-72.

Last 5 Louisville Coaches First Seasons

Coach	First Yr.	Result, Postseason
Bernard "Peck"		
Hickman	1944-45	16-3
John Dromo	1967-68	21-7, NCAA
Denny Crum	1971-72	26-5, NCAA Final Four
Rick Pitino	2001-02	19-13, NIT
David Padgett	2017-18	22-14, NIT

■ **Louisville Top College Basketball Market**

-- Louisville is consistently the highest-rated television market for college basketball on ESPN. Louisville has been the top market each of the last 16 years and every year since ESPN began tracking the data. Louisville's average 4.2 rating for the 2017-18 season led all markets and was well ahead of second-place Kansas City, which averaged a 2.6 rating. The remaining top 10 was Raleigh-Durham (2.3), Greensboro-High Point (2.1), Cincinnati (1.7), Charlotte (1.6), Indianapolis (1.6), Knoxville (1.5), Nashville (1.4) and Norfolk-Porsmouth-Newport News (1.4). The Cardinals' NCAA Sweet 16 game against Kentucky in 2014 drew a 51.5 rating and 73 share, making it the second highest-rated event in Louisville television history. Louisville's 2013 NCAA Championship game vs. Michigan (later vacated) is the top-rated television event all-time in the Louisville market. Louisville was the No. 11 ESPN/ABC market for college football in 2016 (3.5 average rating).

Cardinals in the NCAA Tournament

■ Louisville has 38 NCAA Tournament appearances, its last in 2017. The Cards have reached the Sweet 16 on 17 occasions and have advanced to the Elite Eight 11 times. Louisville is seventh in NCAA Tournament appearances (38), ninth in tournament victories (61) and sixth in tournament games (101). UofL has a 61-40 overall NCAA Tournament record, reaching the Final Four eight times. *(Louisville had 42 NCAA Tournament and 21 Sweet 16 appearances before four of each in 2012, 2013, 2014 and 2015 -- plus three Elite Eights -- were vacated by the NCAA Committee on Infractions.)*

■ Louisville is tied for eighth with 17 Sweet 16 appearances since the NCAA began Sweet 16 records in 1975 (years: 1975, 1978, 1979, 1980, 1982, 1983, 1984, 1986, 1988, 1989, 1993, 1994, 1996, 1997, 2005, 2008, 2009; Sweet 16 appearances in 2012, 2013, 2014, and 2015 were vacated).

■ Louisville is tied for seventh with 11 Elite Eight appearances since the NCAA began Elite Eight records in 1951 (years: 1959, 1972, 1975, 1980, 1982, 1983, 1986, 1997, 2005, 2008, 2009; Elite Eight appearances in 2012, 2013, and 2015 were vacated).

■ UofL Coach Chris Mack has an 11-8 record in eight NCAA Tournament appearances (the last five straight years), including reaching the Sweet 16 on four occasions and the Elite Eight in 2017. All of those occurred as the head coach at Xavier, where he guided the Musketeers to the school's first-ever No. 1 NCAA Tournament seed in 2018.

All-Time NCAA Final Four Appearances

North Carolina.....	20
UCLA.....	17
Kentucky.....	17
Duke.....	16
Kansas.....	14
Ohio State.....	11
Michigan State.....	9
Louisville.....	* 8
Indiana.....	8

UofL in the NCAA Tournament *

NCAA Tournament Appearances.....	38
All-Time NCAA Tourn. Record.....	61-40
Sweet 16 Appearances.....	17
Elite Eight Appearances.....	11
Final Four Appearances.....	8
NCAA Championships.....	2
Mack's NCAA Tourn. Record.....	11-8
Mack's NCAA Tourn. Appearances.....	8

* does not include a 15-3 record, four NCAA Tournament, four Sweet 16, and three Elite Eight appearances in 2012-15 -- plus the 2012 and 2013 Final Fours and 2013 NCAA Title -- that were vacated by the NCAA Committee on Infractions.

HEAD COACH CHRIS MACK

Chris Mack, whose teams have participated in the NCAA Tournament in eight of his nine seasons as a head coach, was named as the head coach of the University of Louisville men's basketball team on March 28, 2018.



In nine seasons as the head coach at Xavier, Mack guided the Musketeers to a 215-97 record and eight NCAA Tournament appearances (the last five straight years), including reaching the Sweet 16 on four occasions and the Elite Eight in 2017. His teams won or shared three conference regular season championships while compiling a 105-49 league record over nine seasons in the Big East and Atlantic 10.

Among active coaches, Mack's .689 winning percentage as a head coach entering this year ranks him 19th in the nation and his 215 victories entering the season are tied for the 11th most amassed by a coach in their first nine seasons.

His 2017-18 Xavier squad achieved a 29-6 record, won Xavier's first Big East Conference regular season championship and earned the school's first-ever No. 1 seed in the NCAA Tournament. Mack was honored as the 2018 Big East Coach of the Year, NABC District 5 Coach of the Year, and he became the all-time coaching wins leader with the Musketeers. Xavier finished third in the final Associated Press poll – its highest ever ranking -- and last year's team was one short of the school record for victories.

Mack's contract with the Cardinals will be for seven years, extending through the 2024-25 season. He will be just the fourth head coach to guide the Cardinals in the last 48 years, following Denny Crum (1971-2001), Rick Pitino (2001-17) and David Padgett (2017-18). Mack is the 21st head coach in Louisville's 104-year history and the seventh in the past 73 years.

Mack, 48, received the 2016 Henry Iba Award as the U.S. Basketball Writers Association (USBWA) National Coach of the Year while also earning the CBS Sports and Basketball Times magazine National Coach of the Year awards that season.

He led Xavier to a 28-6 record in 2015-16 and achieved a No. 2 seed in the NCAA Tournament and a No. 5 ranking in the final AP poll, which at the time was the school's highest seed and ranking in school history.

His 2016-17 Xavier team made an NCAA Tournament run to the Elite Eight after entering the event as a No. 11 seed. His teams have

reached the NCAA Sweet 16 on four occasions, in 2010, 2012, 2015 and 2017. As a player, assistant and head coach, Mack has been a part of 19 NCAA Tournament appearances.

Born Dec. 30, 1969 in Cleveland, Ohio, Mack was the 2010-11 Atlantic 10 Conference Coach of the Year in his second year as a head coach. In addition, he was the recipient of the 2011 Skip Prosser Man of the Year award, which was established in 2008 to honor those who not only achieve success on the basketball court but who display moral integrity off the court as well.

He was the 2009-10 Basketball Times Rookie Coach of the Year when, in his initial year, he guided Xavier to a 26-9 record, shared the Atlantic 10 Championship and advanced to the NCAA Sweet 16.

Mack served as a court coach for the 2016 USA Basketball Men's U18 National Team training camp in the summer of 2016 at the United States Olympic Training Center in Colorado Springs, Colorado.

Before rising to a head coaching position, Mack was a part of successful staffs throughout his career. He spent five seasons as an assistant on Sean Miller's Xavier staff (2004-09) after serving on the staff of the late Skip Prosser at Xavier as director of basketball operations (1999-01) and as an assistant coach at Wake Forest (2001-04).

In 10 seasons as an assistant or operations director, he helped his teams produce a 229-96 record (.705), win four regular season titles and one conference tournament championship, and secure eight NCAA Tournament appearances, advancing to three Sweet 16s and one Elite Eight. Those teams won at least 20 games in nine of the 10 seasons.

Mack began his coaching career in 1993 as the junior varsity girls basketball coach at McAuley High School in Cincinnati. He was the varsity girls basketball coach at Mount Notre Dame High School in Reading, Ohio, for four years (1995-99), directing the team to four straight sectional titles and earning Cincinnati Post Coach of the Year honors in 1996.

A 1992 Xavier graduate with a degree in communication arts, Mack was a two-time team captain as a player at Xavier under then head



Best Career Coaching Starts in Nine Seasons by Wins

Rk	Coach, School	Seasons	W	L
1.	Roy Williams, Kansas	1989-97	247	58
2.	Everett Case, NC State	1947-55	241	56
3.	Jamie Dixon, Pittsburgh	2004-12	238	77
4.	Mark Few, Gonzaga	2000-08	236	60
5.	Dave Rose, BYU	2006-14	232	78
6.	Thad Matta, Butler/Xavier/Ohio St.	'01-09	229	77
7.	Denny Crum, Louisville	1972-80	219	55
8.	Jerry Tarkanian, Long Beach St. / UNLV	1969-77	218	33
9.	Sean Miller, Xavier / Arizona	2005-13	216	90
	Tim Cluess, LIU Post / Iona	2007-15	216	77
11.	Chris Mack, Xavier	2009-18	215	97
	Bruce Weber, Sou. Ill. / Illinois	1999-2007	215	82

coach Pete Gillen. He won the 1993 Midwestern City Conference (MCC) regular season championship (12-2 record) and reached the second round of the NCAA Tournament.

Mack was the 1987-88 Cincinnati Post Metro Player of the Year at St. Xavier High School in Cincinnati before going on to start for two seasons at Evansville under Jim Crews, winning an MCC Regular Season Championship and a trip to the second round of the 1989 NCAA Tournament as a freshman at Evansville. He transferred to Xavier after his sophomore season.

Mack and his wife, Christi, have two daughters, Laine (12) and Hailee (11), and a son, Brayden (3). A native of Louisville, the former Christi Hester was the runner-up for Kentucky Miss Basketball as a senior at Holy Cross High School. She played basketball at Dayton, where she scored 1,268 career points and was later inducted into the university's Athletic Hall of Fame in 2014. She served as the Director of Basketball Operations for the Xavier women's basketball team (2001-03) and more recently as the head girls basketball coach at Cincinnati's Colerain High School Cardinals.

Mack and his wife created the Mack Family Foundation in 2016, a family-centered foundation whose mission is to serve, inspire and aid less fortunate children.

Chris Mack Head Coaching Record

Season	School	Overall	Conference	Postseason
2018-19	Louisville	16-6	7-2 ACC	
2017-18	Xavier	29-6	15-3 Big East*	NCAA 2nd Round
2016-17	Xavier	24-14	9-9 Big East	NCAA Elite Eight
2015-16	Xavier	28-6	14-4 Big East	NCAA 2nd Round
2014-15	Xavier	23-14	9-9 Big East	NCAA Sweet 16
2013-14	Xavier	21-13	10-8 Big East	NCAA 1st Round
2012-13	Xavier	17-14	9-7 Atlantic 10	
2011-12	Xavier	23-13	10-6 Atlantic 10	NCAA Sweet 16
2010-11	Xavier	24-8	15-1 Atlantic 10*	NCAA 2nd Round
2009-10	Xavier	26-9	14-2 Atlantic 10**	NCAA Sweet 16
Totals		231-103	112-51 3 titles	8 NCAA (11-8)
		.692	.687	

*regular season champion ** regular season co-champion

Cards' Impressive Recruiting Class Among Nation's Finest

Six outstanding high school products have each signed a national letter-of-intent to continue their basketball playing careers at the University of Louisville, ranking this Cardinal group among the nation's top recruiting classes.

The list of impressive signees includes **Aidan Igiehon**, a 6-10, 230-pound forward from Dublin, Ireland and Lawrence Woodmere (N.Y.) Academy; **David Johnson**, a 6-5, 180-pound guard from Trinity High School in Louisville; **Josh Nickelberry**, a 6-4, 175-pound guard from Northwood Temple Academy in Fayetteville, N.C.; **Quinn Slazinski**, a 6-8, 200-pound forward from Houston and Huntington (W. Va.) Prep; **Samuell Williamson**, a 6-7, 190-pound guard from Rockwall (Texas) High School; and **Jae'Lyn Withers**, a 6-8, 215-pound forward from Charlotte, N.C. who will play his final season at Cleveland (Ohio) Heights High School.

Louisville's signing class is ranked as the **best in the nation** by ESPN.com, third by Rivals.com and fourth by 247sports.com. All six individuals are ranked highly among the nation's prospects, including five of the six among ESPN's top 100.

Aidan Igiehon

Igiehon (pronounced i-GAY-hawn) averaged 18.2 points and 15 rebounds as a junior last season in helping Lawrence Woodmere to a 20-5 record and the New York State Association of Independent Schools (NYSAIS) Class B Championship, earning first team all-state honors.

"Aidan was one of the highest regarded big men in America during the summer," said Mack. "It wasn't always that way. He came over from Ireland on his own prior to his freshman year and set up shop at Lawrence Woodmere as a nobody. He wasn't recruited to the States, he wasn't a known commodity. He's been raised with discipline and saw his mother's work ethic up close his entire life. It blazed his path as a player. He's a gym rat who wants to be special. He's as athletic as they come, tough and extremely versatile. Like all incoming freshman, he has a learning curve, but his desire to improve will get him there. We will need Aidan to affect the game at the rim on both ends of the floor. Aidan has the ability to move away from the basket on both ends of the floor. He's not just a metal eater. He's willing and able to do anything his coach asks."

Nicknamed the "Irish Hulk," Igiehon is ranked No. 13 nationally in the ESPN 100, No. 44 by 247Sports.com and is No. 50 by Rivals.com.

Igiehon was a New York State Sportswriters Association second team all-state selection as a sophomore when he averaged 21.1 points per game, helping Woodmere to a 26-3 record and the NYSAIS Class C Championship. He was a third team selection his freshman year when he averaged 20 points per game.

David Johnson

Johnson averaged 13.9 points and 5.8 rebounds while shooting 42.9 percent from three-point distance (54-of-126) as a junior last season in helping Trinity to a 30-4 record, the Seventh Region championship and a spot in the Kentucky Sweet 16, earning first team all-state honors.

"A lot has been made about David being a hometown kid," said Mack, "but DJ could be from Alaska and I'd want him on our team. David plays the game to win and play the game for his teammates. On defense, David has



length, quickness and anticipation. Offensively, he's at his best when he gets the ball in his hands as he's a high level passer and loves making his teammates better. He's well-coached coming from Trinity, so the seeds of being a great teammate and hard worker have been sown. DJ will add size and athleticism in our backcourt from day one."

Johnson is ranked No. 47 nationally by 247Sports.com, No. 72 in the ESPN 100, and No. 98 by Rivals.com.

Johnson nearly produced a triple-double in the Shamrocks' state tournament game against eventual runner-up Scott County when he totaled 14 points, 10 rebounds and eight assists. He connected on 42.9 percent from three-point distance (54-of-126) and 67.6 percent of his free throws (48-of-71) as a junior last season.

Johnson was a third-team all-state selection as a sophomore when he averaged 10.5 points, 4.8 rebounds and shot 47.8 percent from the field helping Trinity achieve a 29-4 record.

Josh Nickelberry

Nickelberry averaged 24.1 points, 7.2 rebounds and 5.9 assists as a junior last season in helping Northwood Temple Academy to the quarterfinals of the North Carolina Independent Schools Athletic Association 1-A championship, earning first team all-state honors.

"Josh was the first high school senior who committed to our coaching staff at the University of Louisville," said Mack. "His belief in our vision for both him and the program spoke volumes. It energized the fan base, our coaching staff and his future 2019 teammates. As a player, Josh is an extremely athletic combo guard with dead-eye shooting ability. I believe he can be a prolific shooter at the college level. His athleticism and toughness will allow him to defend at a high level for us on the perimeter. Josh is a high energy player who competes with intensity every time he steps on the floor. I can't wait to coach him."

The first player to verbally commit to the Cardinals in this recruiting class, Nickelberry is ranked No. 81 nationally in the ESPN 100, No. 97 by 247Sports.com and is No. 115 by Rivals.com. He scored 44 points in an early season game this year, burying five three-pointers.

Nickelberry began playing organized basketball as an eight-year-old and achieved his first dunk in the eighth grade. He played his eighth-grade and freshman seasons at Northwood Temple, played his sophomore year at Trinity Christian, and returned to Northwood Temple last year. He earned NCISAA 1A all-state honors as a sophomore at Trinity Christian when he averaged 18.0 points per game and reached double figures in all but three games in leading his team to the NCISAA 1-A championship game.

Quinn Slazinski

Slazinski averaged 11.1 points and 5.2 rebounds last season in helping Huntington Prep to 21-7 record for the 2017-18 season.

"Quinn is undervalued," said Mack. "He's young for his class and his best days as a basketball player are ahead of him. People are going to wonder in a couple years where Louisville snagged this kid from. At nearly

6-9, Quinn has a guard's feel for the game, but an old school power forward's toughness. He's scared of no one on the court. He plays to win every possession. He's a classic love him if he's on my team, hate him if he's not type of competitor. Cardinal fans are going to love Quinn. Our plan is to redshirt Quinn so that he can catch up in age to his classmates and transition him to our system and the college game next year while preserving his four years of eligibility."

Slazinski, who scored a single game high of 22 points last season against Tennessee Prep Academy, is ranked No. 209 by 247Sports.com and is No. 48 among power forwards by Rivals.com. He produced 22 points, nine rebounds and eight assists against Hargrave Military Academy early this season.

He was a first team all-district selection as a sophomore at Westbury Christian School in Houston in helping his team win the Texas 5A championship for the 21 time in 26 years, scoring 23 points in the title game.

Samuell Williamson

Williamson averaged 23.3 points, 9.7 rebounds as a junior last season in helping Rockwall to a 20-12 record, earning first team Texas Association of Basketball Coaches all-state honors. He scored 21 points as his team reached the area round.

"Sam is primed to be one of the better freshman in college basketball next season," said Mack. "He has to get stronger and he has to adapt to the college game like all freshmen, but when he does, he has a chance to be special. As a big wing, Sam has a versatility to his game that makes him difficult to handle. He can post, he uses his size, he can knock it down from three and he has an ability to rebound at his position. Defensively he is smart, tough and a competitor. Sam possesses a hunger to be great. He won't be outworked. When you're smart to begin with and you work hard, you begin to separate yourself. Sam is doing that right now."

Williamson is ranked No. 34 nationally by Rivals.com, No. 52 nationally in the ESPN 100 and is No. 45 by 247Sports.com. He totaled 35 points, 10 rebounds and four assists in an early season game this year against top-ranked Denton Guyer High School.

The Dallas Morning News all-metro selection and district player of the year had 20 points and 11 rebounds in a game that decided the district championship last season. Rockwall is ranked sixth among 6A schools in the state of Texas entering this season.

Jae'Lyn Withers

Withers averaged 20 points, 10.1 rebounds and shot 43 percent from three-point range as a junior last season in helping North Mecklenburg High School in Huntersville, N.C. to a 27-2 record and a conference regular season and tournament championship, earning first team AP all-state honors. He will play his senior year at Cleveland (Ohio) Heights High School.

"Jae'Lyn is oozing with potential," said Mack. "At nearly 6-9, he possesses a variety of skill and athleticism. He will get stronger in time and as he does, he will be an impact player on both ends of the floor. On the defensive end, he can sit in a stance and guard ball handlers and shooters. Around the basket, he has timing and length that can't be taught. He can provide a lot of versatility for our team on the defensive end. On offense, Jae'Lyn can do a lot of things very well, including shooting the ball from distance. Jae'Lyn hasn't even begun to scratch his potential as a basketball player."

The 2018 Charlotte Observer 4A Metro Player of the Year and I-MECK conference player of the year, Withers is ranked No. 80 nationally by Rivals.com, No. 86 by 247Sports.com and is No. 89 in the ESPN 100. North Mecklenburg went 24-4 in 2017-18 and reached the NCHSAA 4A sectional final.

■ **Cards Have Had Productive Defense** — Recent Louisville teams have been known for their defensive intensity and new UofL Coach Chris Mack looks to keep the Cardinals' strong defensively. Last season, Louisville was 39th in the nation in Ken Pomeroy's adjusted defensive rankings for the 2017-18 season. The Cardinals were fourth in the nation in blocked shots (6.0 per game), 41st in field goal percentage defense (.413), 79th in steals (7.0 per game), and 54th in personal fouls per game (16.3). UofL has limited 48 opponents in the last five seasons under 60 points, including 13 times below 50 (twice this year). Fifteen of Louisville's 36 opponents in 2017-18 shot below 40 percent from the field. UofL held eight of its 18 ACC opponents in 2017-18 to 40 percent or below from the field.

Louisville has ranked among the nation's top 41 in field goal percentage defense in 13 of the past 15 years, including the 2017-18 percentage of .413, which was 41st in the nation. Over the last four years, Louisville has held 50 opponents under 40 percent shooting from the field (four this season), 30 under 36 percent and 13 under 32 percent.

■ **Statistical Trends** — UofL is 203-12 over the last 18 seasons when scoring 80 or more points (11-2 this year, 12-0 last year, 11-1 2016-17, 10-0 in 2015-16) ... Over the past 18 years, Louisville is 153-7 when shooting 50 percent or better from the field (6-0 this year, 9-1 last year, 8-0 in 2016-17, 14-0 in 2015-16) ... UofL is 355-52 when holding its opponent below 70 points over the past 18 years (9-1 this year, 15-2 last season, 18-2 in 2016-17, 19-1 in 2015-16, 24-4 in 2014-15).

■ **Cards Have Been Tough on the Road** — UofL has a 77-53 record over the last 13 years on its opponent's home court (.592). Louisville has posted a 21-19 conference road record in its five years in the ACC (3-1 this year, 4-5 in 2017-18). UofL had the most road victories of any school in Big East Conference games over its last seven years in that league and was a league-best 8-1 in its road games in The American during the 2013-14 season. The Cards have a 67-43 record in conference games on the road over the last 13 seasons (.609). In neutral site games, Louisville has a 38-12 record over the last six years (.760) and a 48-19 neutral site record over the last nine years (.716).

In conference games overall, Louisville had the most Big East Conference victories over its eight years in that league during the regular season (from 2005 to 2013). Louisville had a 95-45 Big East record in league victories during the regular season, just ahead of Syracuse and Pitt (both at 92-48). Louisville finished fourth in both of its first two years in the ACC with a 12-6 league record each season.

■ **20 All-American Selections** -- Twenty Louisville players have earned All-America status, the latest being consensus All-America pick Russ Smith in 2014. Six individuals have been consensus selections (Charlie Tyra, Wes Unseld, Darrell Griffith, Pervis Ellison, Clifford Rozier and Smith).

■ **Six of Last Eight NCAA Champions Have Played in Louisville** - The eventual national champion has played in Louisville's home arena, the KFC Yum! Center, in six of the arena's eight seasons in existence. Louisville faced eventual champions Connecticut (2011, 2014) and Duke (2015) in home games, Kentucky won a pair of games in the 2012 second and third rounds in the KFC Yum! Center, 2016 Champion Villanova won the NCAA South Regional in Louisville, and UofL won the 2013 itself. UofL played 2017 NCAA Champion North Carolina, but it was in Chapel Hill.

■ **Chris Mack Radio Show** - The Coach Chris Mack Radio Show will air live from The Sports & Social Club at Fourth Street Live! in downtown Louisville on 10 occasions, with six of the events at private locations. All shows will air from 7-8 pm on 840 WHAS or 790 WKRD. Broadcasts are available online through the iHeart Radio app, such as this link to WHAS: <https://uofl.me/2Pew2dY>

Mack Radio Show Dates and Locations

Wednesday, Feb. 6 - The Sports & Social Club	Monday, Feb. 25 (Private Show)
Monday, Feb. 11 - (Private Show)	Monday, March 4 - The Sports & Social Club
Monday, Feb. 18 - The Sports & Social Club	

■ **Anniversary Year for First Final Four team** — The 2018-19 season marks the 60th anniversary for UofL's 1959 NCAA Final Four team. The 1958-59 Cardinals posted a 19-12 record while facing 10 teams ranked among the nation's Top 20 that season. UofL won seven of their last eight regular season games before a 77-63 victory over Eastern Kentucky in the NCAA first round sent them to the NCAA Midwest Regional in Evanston, Ill. It was there that UofL defeated then No. 2 ranked Kentucky 76-61 (3-13-59) and No. 7 ranked Michigan State 88-81 in the regional championship game to reach Louisville's first Final Four. UofL fell to West Virginia 94-79 in the national semifinals played in Louisville's Freedom Hall (3/20/59). Jerry West poured in 38 points to lead the Mountaineers in that game while Don Goldstein led the Cardinals with 21 points and nine rebounds.

UofL National Ranking in Field Goal Percentage Defense

2002-03	31st
2003-04	2nd
2004-05	8th
2005-06	49th
2006-07	25th
2007-08	8th
2008-09	22nd
2009-10	161st
2010-11	12th
2011-12	6th
2012-13	37th
2013-14	20th
2014-15	23rd
2015-16	9th
2016-17	20th
2017-18	41st

UofL Radio Network Affiliates

WHAS	840 AM	Louisville, Ky.
<i>(Flagship Station)</i>		
WKRD	790 AM	Louisville, Ky.
WCKY	1530 AM	Cincinnati, Ohio
WLKT	103.9 FM	Lexington, Ky.
WSFC	1240 AM	Somerset, Ky.
WYMC	1430 AM	Mayfield, Ky.
WLME	102.7 FM	Owensboro, Ky.
WPAD	1560 AM	Paducah, Ky.
WCCK	95.7 FM	Calvert City, Ky.

Sirius XM Satellite Radio (channels vary)

The radio broadcast is also available for a fee through GoCards.com and CardsMobile, the Cards' official Android/iPhone app. Broadcasts are also available by listening to one of the above stations through the iHeart Radio app, such as this link to WHAS: <https://uofl.me/2Pew2dY>



■ **Ninth Season in KFC Yum! Center** -- This is Louisville's ninth season in the spectacular KFC Yum! Center, located on the banks of the Ohio River in downtown Louisville. The 22,000-seat multi-purpose arena was built at a cost of \$238 million and includes 71 luxury suites, 62 four- or six-seat premium boxes, over 2,000 side-court club seats and four party suites with a seating capacity of 32 each.

UofL's men's and women's teams have permanent locker rooms. There are five additional team locker rooms, two officials locker rooms, five star dressing rooms, a full-function media work room and a full-sized basketball practice court on the event level. The seven levels of the arena (including the upper catwalk) include a collective 721,762 square feet, or roughly the area of 13 football fields.

After passing through the one and a half acre landscaped entry plaza that features a basketball-themed fountain, entering fans can visit the 2,500-square foot UofL adidas store or head to their seats using one of the eight escalators or seven elevators within the building.

Lounge space is abundant within the arena. Four spacious donor rooms are available for Cardinal fans, including three that overlook the Ohio River. The 7,000-square foot main concourse restaurant overlooks the river and a main concourse sports bar has views directly into the arena bowl. Two 4,000-square foot club lounges on the event level, as well as the terrace club and premium box lounges, provide amenities for their respective patrons. The KFC Yum! Center served as the site for the NCAA Men's Basketball Tournament second and third rounds in 2012 and 2015, the NCAA South Regional in 2016 and was the site for the 2012 NCAA Women's Volleyball Championship. The the 2019 NCAA South Regional will be staged in the KFC Yum! Center.

Last time an individual had ...

	For Louisville	For A Louisville Opponent
30 or more points	32 by Jordan Nwora vs. Boston College (1/16/19)	33 by Trey McGowens, Pittsburgh (1/9/19)
35 or more points	42 by Russ Smith vs. Houston (3/14/14)	43 by Jamel Artis, Pittsburgh (1/11/17)
20 points in a half	21 by Jordan Nwora vs. Georgia Tech, 1H (1/19/19)	20 by Trey McGowens, Pittsburgh, 1st half (1/9/19)
15 or more rebounds	16 by Ray Spalding vs. Grand Canyon (12/23/17)	17 by Kenny Goins, Michigan St. (11/27/18)
20 or more rebounds	23 by Ellis Myles vs. Tennessee St. (12/1/01)	26 by Derrick Griffin, Texas Southern (12/10/16)
A four-point play	Deng Adel vs. Miami (2/11/17)	Braian Angola, Florida State (1/10/17)
12 made free throws	12 by Ryan McMahon vs. Michigan St., 13 att. (11/27/15)	13 by Seth Allen, Virginia Tech (1/27/16)
7 made three-point goals	7 by Quentin Snider vs. Virginia Tech (2/24/18)	7 by Jaylin Walker, Kent St. in 10 attempts (12/15/18)
10 or more assists	11 by Christen Cunningham vs. Georgia Tech (1/19/19)	10 by Xavier Johnson, Pittsburgh (1/9/19)
5 or more blocked shots	5 by Anas Mahmoud vs. Florida State (3/7/18)	5 by Terrell Brown, Pittsburgh (1/9/19)
5 or more steals	5 by Donovan Mitchell vs. Notre Dame (1/4/17)	5 by Armon Fletcher, Southern Illinois (12/7/16)

The Last Time a Team ...

	Louisville	Opponent
Scored 100 points	102-59 win over Bryant (12/11/17)	101-104 5OT loss to Notre Dame (2/9/13)
Scored less than 50 points	63-47 loss vs. Virginia (1/30/16)	86-41 victory over Central Arkansas (12/5/18)
Scored 60 points in a half	61 vs. Grand Canyon; 1st H of 111-63 win (12/5/15)	60 by Tulane; 2nd H of 109-96 win (1/18/90)
Scored under 20 points in a half	14 vs. Virginia; 1H of 63-47 loss (1/30/16)	18 by Pittsburgh 2H, 66-51 UL win (1/26/19)
Had a +20 Rebound Margin	22 (48-26) vs. Pittsburgh (1/24/17)	26 (57-31) by Kentucky (12/31/11)
Grabbed 60 or more rebounds	60 vs. Jacksonville State (11/17/14)	60 by George Mason (1/4/94)
Grabbed less than 25 rebounds	19 vs. Virginia (2/6/17)	24 by Vermont (11/16/18)
Shot 60% or better from the field	.630 (34-54) vs. Pittsburgh (2/11/18)	.614 (43-70) by Charlotte (2/11/01)
Shot 30% or below from the field	.297 (19-64) vs. Old Dominion (11/23/16)	.265 (18-68) by Wake Forest (1/30/19)
Shot 70% from the field for a half	.714 (20-28) vs. Pittsburgh in 1st H (1/24/17)	.765 (13-17) by Georgetown in 2nd H (1/31/11)
Made 5 or less free throws	4 vs. North Carolina (in 13 attempts, 2/22/17)	5 by NC State (in 7 attempts, 1/24/19)
Made 15 three-point goals	16 (in 30 attempts) vs. Rutgers (2/16/14)	17 by Virginia Tech (2/18/17)
Made No three-point goals	0 vs. Pittsburgh (2/11/15)	0 by Cal State Northridge (12/23/14)
Shot 60% from the three-point line	.600 (12-20) vs. Georgia Tech (2/9/18)	.654 (17-26) by Virginia Tech (2/18/17)
Handed out 25 or more assists	28 vs. UCF (12/31/13)	25 by Notre Dame (2/28/08)
Handed out 5 or less assists	1 vs. Kentucky (12/27/14)	4 by Pittsburgh (1/14/16)
Committed 25 or more turnovers	26 vs. West Virginia (1/31/09)	25 by FIU (12/5/14)
Committed 5 or fewer turnovers	3 vs. Virginia Tech (2/18/17)	2 by Virginia (2/7/15)
Blocked 10 or more shots	10 vs. Albany (12/20/17)	14 by Connecticut (3/4/06)
Had No Blocked Shots	0 vs. West Virginia (1/26/11)	0 by Miami (1/6/19)
Had 15 or more steals	15 vs. Georgia Tech (2/8/18)	19 by Rutgers (3/13/14)
Had No Steals	0 vs. Saint Louis (2/12/03)	0 by Saint Louis (3/22/14)

Louisville Top Efforts Last 18 Years*(Since 2001-02)***Longest winning streak (single-season):** 17 games (2002-03)**Longest winning streak (multiple-season span):** 21 games (last 16 G of 2012-13, first 5 G of 2013-14)**Longest conference winning streak:** 10, twice -- 2008-09 & 2012-13 seasons**Longest losing streak:** 4 games (2003-04)**Longest conference losing streak:** 4 games (2003-04)**Most points scored in a game:** 114 vs. Western Kentucky, 12-22-10 (UL 114, WKU 82)**Fewest points scored in a game:** 45 vs. Cleveland State, 11-26-14 (UL 45, CSU 33)**Most points allowed in a game:** 104 vs. Notre Dame, 2-9-13 (UND 104, UL 101, 5 ot)**Fewest Points Allowed in a Game:** 26 vs. Savannah State, 11-24-14 (UL 87, SSU 26)**Fewest Points Allowed in a Conference Game:** 31 vs. Rutgers, 3-13-14 (UL 92, RU 31)**Largest Margin of Victory:** 64 vs. Morehead St., 12-27-04 (UL 104, USA 40)**Largest Margin of Victory in a Conference Game:** 61 vs. Rutgers, 3-13-14 (UL 92, RU 31)**Largest losing margin:** 33 vs. Notre Dame, 2-12-09 (ND 90, UL 57)**Fewest points scored in a win:** 45 vs. Cleveland State, 11-26-14 (UL 45, CSU 33)**Most points allowed in a win:** 90 vs. Virginia Tech, 2-18-17 (UL 94, VT 90)**Most points scored in a loss:** 101 vs. Notre Dame, 2-9-13 (UND 104, UL 101, 5 ot)**Fewest points allowed in a loss:** 52 vs. Drexel, 12-14-10 (DU 52, UL 46); vs. Syracuse, 2-13-12 (SU 52, UL 51); vs. Virginia, 2-17-15 (UVA 52, UL 47)**Largest deficit overcome to win a game:** 20 vs. West Virginia, 3-26-05 (UL 18, WVU 38)**Largest lead given up in a loss:** 22 vs. Baylor, 11-25-16 (UL 32, BU 10)**Highest shooting percentage:** .652 vs. Pittsburgh, 1-25-15 (UL 80, Pitt 68)**Highest shooting percentage in a conference game:** .652 vs. Pittsburgh, 1-25-15 (UL 80, Pitt 68)**Lowest shooting percentage:** .268 vs. Western Kentucky, 11-30-08 (WKU 68, UL 54)**Lowest shooting percentage in a conference game:** .274 vs. Cincinnati, 1-19-02 (UL 50, UC 77)**Highest 3-point percentage:** .778 vs. Memphis, 2-4-04 (UL 58, UM 62)**Highest 3-point percentage in a conference game:** .778 vs. Memphis, 2-4-04 (UL 58, UM 62)**Lowest 3-point percentage:** .000 vs. Pittsburgh, 2-11-15 (UL 69, Pitt 56)**Lowest 3-point percentage in a conference game:** .000 vs. Pittsburgh, 2-11-15 (UL 69, Pitt 56)**Most three-pointers:** 22 vs. Hartford, 11-17-07 (UL 104, UH 69)**Free throws made:** 42 vs. Nicholls, 11-8-18 (in 55 attempts; UL 85, NSU 72)**Most assists:** 34 vs. VMI, 12-23-04 (UL 107, VMI 56)**Most blocked shots:** 18 vs. Holy Cross, 12-7-03 (UL 56, HC 40)

O Akoy Agau

F 6-8 240 Gr. - Tr. South Sudan, Africa (SMU)



- Scored a career-high 11 points and added five rebounds off the bench against No. 5 Tennessee.
- Name is pronounced uh-KOY uh-GOW; like cow with a "G"
- One of two active players in the nation that have made four stops at three schools. Agau's path of Louisville to Georgetown to SMU and back to Louisville is similar to Mike Gilmore, who went from VCU to Miami (Fla.) to Florida Gulf Coast and back to VCU.
- Has been productive off the bench, he has scored and grabbed at least two rebounds in six of his 15 appearances.
- Totaled a UofL career high of seven rebounds vs. Southern in his first UofL game since Dec. 5, 2014, a span of 1,439 days. Scored a career high 11 points against Tennessee.
- Last season, he averaged 5.0 points, 3.6 rebounds and shot 51.2 percent from the field while appearing in 27 games for SMU.
- Started eight of the last nine games for the Mustangs and scored a career-high 21 points with three rebounds and three assists in the American Athletic Conference Tournament first round against Connecticut.
- Graduated from Georgetown with a double major in English & anthropology.
- In his lone season at Georgetown, Agau averaged 4.5 points and 4.3 rebounds while playing in 32 games, including eight starting assignments.
- Has one season of competition available after obtaining waivers to participate and plans to work on a master's degree in business. An NCAA waiver was approved to extend his eligibility clock to a sixth year and he obtained a transfer residency waiver so he could play immediately, since he transferred twice previously. He had two medical hardship waivers approved when he was an undergraduate.
- As a freshman at UofL during the 2013-14 season, Agau played in 19 games in a reserve role, including eight conference games, while averaging 0.9 points and 1.1 rebounds.
- Played in three games early in the 2014-15 UofL season after recovering from a sports hernia in late July, and transferred to Georgetown following the 2014 fall semester.
- Was the first Class A player in Nebraska history to start for four state title teams.

O Akoy Agau		
Games With ...	Season	Career
Double-Figure scoring.....	1	1
5 or more rebounds.....	3	3
4 or more assists.....	0	0
A blocked shot.....	4	4
A steal.....	1	1
A three-pointer.....	0	0
20+ points.....	0	0

- Helped Omaha Central win four straight Nebraska Class A state championships, averaging 12.8 points and 6.1 rebounds and blocked 81 shots as a senior.
- Born in Juba, Sudan, Agau moved to Cairo, Egypt as a child before coming to the USA in 2002.
- Has a 7-4 wingspan and can speak three languages (Dinka, Arabic and English).
- Born Nov. 28, 1994 ... Working on a master's degree in business administration (MBA).

O Akoy Agau Season Highs at Louisville

- Points..... 11 vs. Tennessee (11/21/18)
- Reb. 7 vs. Southern (11/13/18)
- Asst..... 1 (3 times, *latest*: vs. Central Ark., 12/5/18)
- Blocks 1 (4 times, *latest*: vs. Seton Hall, 12/1/18)
- Steals 1 vs. Seton Hall (12/1/18)
- FGM 4 vs. Tennessee (11/21/18)
- FGA 6 vs. Tennessee (11/21/18)
- 3FGM none
- 3FGA none
- FT..... 5 vs. Southern 11/13/18)
- FTA..... 6 vs. Southern 11/13/18)

O Akoy Agau Career Highs at Louisville

- Points..... 11 vs. Tennessee (11/21/18)
- Reb. 7 vs. Southern (11/13/18)
- Asst..... 1 (4 times, *latest*: vs. Central Arkansas, 12/5/18)
- Blocks 2 vs. Southern Miss (11/29/13)
- Steals 1 vs. Temple (2/14/14)
vs. Seton Hall (12/1/18)
- FGM 4 vs. Tennessee (11/21/18)
- FGA 6 vs. Tennessee (11/21/18)
- 3FGM none
- 3FGA 1 vs. Rutgers (3/13/14)
vs. Jacksonville State (11/17/14)
- FT..... 5 vs. Southern (11/13/18)
- FTA..... 6 vs. Southern (11/13/18)

O Akoy Agau Game-by-Game

Opponent	Date	GS	Min	FG	FGA	3-Point			Rebounds			Avg PF	FO	A	TO	Blk	Stl	Pts	Avg				
						Pct	FG	FGA	Pct	FT	FTA									Pct	Off	Def	Tot
NICHOLLS ST.	11/8/18	DNP																					
SOUTHERN	11/13/18	12	1	1	1.000	0	0	.000	5	6	.833	5	2	7	7.0	1	0	1	1	0	7	7.0	
VERMONT	11/16/18	DNP																					
vs Tennessee	11/21/18	16	4	6	.667	0	0	.000	3	31.000	2	3	5	6.0	4	0	0	0	0	0	11	9.0	
vs Marquette	11/23/18	9	2	4	.500	0	0	.000	2	3	.667	2	0	2	4.7	1	0	0	1	1	0	6	8.0
MICHIGAN ST.	11/27/18	10	0	0	.000	0	0	.000	2	5	.400	1	3	4	4.5	5	1	0	0	1	0	2	6.5
at Seton Hall	12/01/18	5	0	1	.000	0	0	.000	2	21.000	1	2	3	4.2	0	0	1	1	1	1	2	5.6	
C. ARKANSAS	12/05/18	13	1	2	.500	0	0	.000	1	2	.500	2	3	5	4.3	0	0	1	1	0	0	3	5.2
at Indiana	12/08/18	6	0	1	.000	0	0	.000	0	0	.000	0	0	0	3.7	0	0	0	0	0	0	0	4.4
LIPSCOMB	12/12/18	4	0	3	.000	0	0	.000	0	0	.000	1	2	3	3.6	0	0	0	1	0	0	0	3.9
KENT STATE	12/15/18	4	0	2	.000	0	0	.000	0	0	.000	1	0	1	3.3	0	0	0	0	0	0	0	3.4
ROBERT MORRIS	12/21/18	3	0	0	.000	0	0	.000	0	0	.000	0	1	1	3.1	0	0	0	1	0	0	0	3.1
KENTUCKY	12/29/18	DNP																					
MIAMI	01/06/19	3	0	1	.000	0	0	.000	0	0	.000	0	0	0	2.8	1	0	0	1	0	0	0	2.8
at Pitt	01/09/19	4	0	2	.000	0	0	.000	0	0	.000	1	1	2	2.8	2	0	0	1	0	0	0	2.6
at North Carolina	01/12/19	DNP																					
BOSTON COLLEGE	01/16/19	3	0	1	.000	0	0	.000	0	0	.000	1	0	1	2.6	2	0	0	1	0	0	0	2.4
at Georgia Tech	01/19/19	4	0	0	.000	0	0	.000	0	0	.000	0	0	0	2.4	0	0	0	0	0	0	0	2.2
NC STATE	01/24/19	DNP																					
PITT	01/26/19	DNP																					
at Wake Forest	01/30/19	2	0	0	.000	0	0	.000	0	0	.000	0	2	2	2.4	0	0	0	0	0	0	0	2.1
NORTH CAROLINA	02/02/19	DNP																					

O Akoy Agau Statistics (*at Louisville, +at Georgetown, ^at SMU)

Year	GP	GS	Min	Avg	FG	FGA	Pct	3FG	3FGA	Pct	FT	FTA	Pct	OReb	DReb	Reb	Avg	PF	FO	Ast	TO	Blk	Stl	Pts	Avg
2013-14*	19	0	95	5.0	7	9	.778	0	1	.000	3	10	.300	5	16	21	1.1	9	0	1	7	5	1	17	0.9
2014-15*	3	0	11	3.7	0	1	.000	0	1	.000	0	0	.000	0	1	1	0.3	0	0	0	1	0	0	0	0.0
2016-17+	32	8	479	15.0	42	83	.506	3	14	.214	57	67	.851	34	102	136	4.3	71	4	28	50	28	7	144	4.5
2017-18^	27	9	426	16.1	44	86	.512	5	15	.333	42	60	.700	36	60	96	3.6	48	0	17	33	12	7	135	5.0
2018-19*	15	0	98	6.5	8	24	.333	0	0	.000	15	21	.714	17	19	36	2.4	16	1	3	9	4	1	31	2.1
TOTAL	95	18	1107	11.7	101	203	.498	8	31	.258	117	157	.745	92	197	290	3.1	142	5	50	98	49	16	327	3.5

1 Christen Cunningham

G 6-2 190 Gr. - Tr. Georgetown, Ky. (Samford)

- Starting guard for the Cardinals is a team co-captain.
- Graduate transfer from Samford.
- Ranks fourth in the ACC in assists/turnover ratio (2.67) and is fourth in assists (4.6). His 6.4 assists average in conference games only leads the ACC.
- Scored 15 points and handed out nine assists -- second-most this year -- against North Carolina on Feb. 2.
- Dished out a UofL career-high 11 assists with no turnovers while scoring nine points against Georgia Tech. He is the first Louisville player to have 10 or more assists and no turnovers since Tony Williams had 10 assists and 0 turnovers in a 108-76 win at Alaska-Anchorage on Nov. 27, 1999. He is one of three Cardinals in the last 47 years to hand out 11 assists without a turnover.
- Over his last 11 games, he has averaged 12.7 points, 6.0 assists and shot 57.1 percent from the field (11-28 threes, .393).
- Scored a UofL career-high 23 points at Pittsburgh while dishing out five assists and hitting 2-of-3 from behind the three-point line.
- Handed out five assists while scoring 13 points in the Cards' victory over No. 9 Michigan State. Also dished out five assists against Central Arkansas, Miami, at Pitt and at North Carolina.
- Missed the Robert Morris game due to concussion protocol.
- A starter in all 110 games of his career at Samford, Cunningham ranks 13th on Samford's all-time scoring list with 1,283 career points and his 514 career assists is a school record.
- In each of his three full seasons at Samford, he produced at least 125 assists, 100 free throws, 30 steals and averaged double-digits in scoring. He is an 81% career free throw shooter (380-469).
- Scored in double figures in 71 games at Samford, including 11 contests with 20 or more.
- Handed out at least five assists on 51 occasions, including 14 games with eight or more assists. He had a career-high 13 assists against Nicholls State on Nov. 27, 2016.
- Scored a career-high 30 points against East Tennessee State in the semifinals of the 2017 Southern Conference Tournament.
- Totaled 15 points, six rebounds, two assists and a steal in a Nov. 13, 2015 season opening



1 Christen Cunningham		
Games With ...	Season	Career
Double-Figure scoring.....	10	10
5 or more rebounds	0	0
4 or more assists	14	14
A blocked shot	2	2
A steal	10	10
A three-pointer	11	11
20+ points.....	2	2

- game against Louisville in the KFC Yum! Center.
- As a junior in 2016-17, Cunningham was fifth in the nation with a school-record 225 assists and ranked 10th nationally in assists per game (6.3). He averaged 11.4 points and shot 35.4 percent from three-point range when he led the Southern Conference in minutes played as Samford achieved a 20-14 record.
- A lengthy illness limited Cunningham to just the first nine games of the 2017-18 season and he received a medical waiver for a fifth and final season.
- Bulldogs' second-leading scorer as a sophomore in 2015-16 when he averaged 14.4 points, 2.8 rebounds and 3.9 assists.
- Averaged 10.3 points and 3.9 assists as a freshman in 2014-15 when he was honored on the Southern Conference All-Freshman Team and was selected as the 2015 College Sports Madness Southern Conference Freshman of the Year. He was named the SoCon Freshman of the Week on five occasions.
- Earned a bachelor's degree in public administration from Samford.
- His brother Trae was a basketball manager at Louisville and his brother Christopher played football at Florida A&M.
- Teammate of former UofL guard Quentin Snider on the Louisville Magic AAU team, which is coached by former UofL center Ellis Myles.
- Born Sept, 24, 1995 ... Major is sport administration.

1 Christen Cunningham Game-by-Game

Opponent	Date	GS	Min	FG	FGA	3-Point			Rebounds			Avg PF	FO	A	TO	Blk	Stl	Pts	Avg					
						Pct	FG	FGA	Pct	FT	FTA									Pct	Off	Def	Tot	
NICHOLLS ST.	11/8/18	*	22	0	1	.000	0	1	.000	6	61.000	0	1	1	1.0	0	0	1	0	6	6.0			
SOUTHERN	11/13/18	*	22	2	6	.333	1	4	.250	0	0	.000	0	2	2	1.5	3	0	3	2	0	5	5.5	
VERMONT	11/16/18	*	19	0	3	.000	0	1	.000	2	21.000	0	1	1	1.3	2	0	4	1	0	0	2	4.3	
vs Tennessee	11/21/18	*	22	3	6	.500	1	11.000	1	2	.500	0	1	1	1.3	0	0	1	0	0	2	8	5.3	
vs Marquette	11/23/18	*	35	5	12	.417	2	4	.500	4	6	.667	1	1	2	1.4	0	0	3	0	0	16	7.4	
MICHIGAN ST.	11/27/18	*	35	5	9	.556	0	2	.000	3	6	.500	0	1	1	1.3	2	0	5	3	1	11	8.3	
at Seton Hall	12/01/18	*	28	3	9	.333	1	3	.333	0	0	.000	0	3	3	1.6	3	0	3	2	0	0	7	8.1
C. ARKANSAS	12/05/18	*	17	0	2	.000	0	2	.000	2	21.000	0	1	1	1.5	1	0	5	1	0	0	2	7.4	
at Indiana	12/08/18	*	29	5	10	.500	4	6	.667	2	21.000	0	1	1	1.4	0	0	3	3	0	1	16	8.3	
LIPSCOMB	12/12/18	*	20	1	3	.333	0	1	.000	1	2	.500	0	0	0	1.3	1	0	2	3	0	0	3	7.8
KENT STATE	12/15/18	*	27	5	6	.833	1	11.000	6	8	.750	0	3	3	1.5	1	0	4	1	0	1	17	8.6	
ROBERT MORRIS	12/21/18	DNP (concussion protocol)																						
KENTUCKY	12/29/18	*	35	8	14	.571	3	5	.600	1	2	.500	0	2	2	1.5	0	0	4	2	0	120	9.6	
MIAMI	01/06/19	*	35	4	8	.500	3	5	.600	0	1	.000	0	4	4	1.7	2	0	5	1	0	0	11	9.7
at Pitt	01/09/19	*	41	9	11	.818	2	3	.667	3	31.000	0	2	2	1.7	0	0	5	2	1	0	23	10.6	
at North Carolina	01/12/19	*	34	4	4	1.000	0	0	.000	2	5	.400	1	2	3	1.8	1	0	5	5	0	1	10	10.6
BOSTON COLLEGE	01/16/19	*	33	2	6	.333	1	2	.500	4	41.000	0	4	4	1.9	2	0	8	1	0	1	9	10.5	
at Georgia Tech	01/19/19	*	29	3	6	.500	1	2	.500	2	3	.667	0	2	2	1.9	1	0	11	0	0	0	9	10.4
NC STATE	01/24/19	*	34	4	7	.571	0	2	.000	9	11	.818	0	4	4	2.1	0	0	4	2	0	1	17	10.8
PITT	01/26/19	*	37	1	6	.167	0	3	.000	3	4	.750	0	1	1	2.0	2	0	7	3	0	1	5	10.5
at Wake Forest	01/30/19	*	27	1	2	.500	0	1	.000	2	21.000	0	0	0	1.9	2	0	4	2	0	0	4	10.2	
NORTH CAROLINA	02/02/19	*	37	7	14	.500	0	4	.000	1	2	.500	1	3	4	2.0	0	0	9	1	0	1	15	10.4

1 Christen Cunningham Statistics (*at Louisville, ^at Samford)

Year	GP	GS	Min	Avg	FG	FGA	Pct	3FG	3FGA	Pct	FT	FTA	Pct	OReb	DReb	Reb	Avg	PF	FO	Ast	TO	Blk	Stl	Pts	Avg
2014-15 ^	32	32	962	30.1	108	246	.431	11	41	.268	106	134	.791	16	61	77	2.4	51	0	125	73	4	38	329	10.3
2015-16 ^	33	33	1114	33.8	161	357	.451	19	70	.271	134	162	.827	17	76	93	2.8	54	1	128	87	2	34	475	14.4
2016-17 ^	36	36	1250	34.7	140	332	.422	23	65	.354	107	131	.817	18	81	99	2.8	55	1	225	78	0	31	410	11.4
2017-18 ^	9	9	260	28.9	30	67	.448	3	17	.176	6	7	.857	7	19	26	2.9	4	0	36	23	1	5	69	7.7
2018-19*	21	21	618	29.4	72	145	.497	20	53	.377	54	73	.740	3	39	42	2.0	23	0	96	36	2	11	218	10.4
TOTAL	131	131	4184	31.9	509	1147	.444	76	246	.309	407	507	.803	61	273	338	2.6	185	2	610	297	9	119	1501	11.5

1 Christen Cunningham

Season/Career Highs at Louisville

- Points..... 23 vs. Pittsburgh (1/9/19)
- Reb. 4 (4 times, latest: vs. North Carolina, 2/2/19)
- Asst..... 11 vs. vs. Georgia Tech (1/19/19)
- Blocks ... 1 vs. Michigan State (11/27/18)
vs. Pittsburgh (1/9/19)
- Steals..... 2 vs. Tennessee (11/21/18)
- FGM 9 vs. Pittsburgh (1/9/19)
- FGA 14 vs. Kentucky (12/29/18)
vs. North Carolina (2/2/19)
- 3FGM 4 vs. Indiana (12/8/18)
- 3FGA 6 vs. Indiana (12/8/18)
- FT..... 9 vs. NC State (1/24/19)
- FTA..... 11 vs. NC State (1/24/19)

2 Darius Perry

G 6-2 195 So. - 1L Marietta, Ga. (Wheeler HS)



■ Has scored in double figures in three games, including a career-tying 17 points against Vermont (6-10 FG, 2-4 3FG, 3-3 FT), adding four assists.

■ Delivered his highest scoring performance in ACC action this season with eight points against North Carolina and his most overall since scoring nine against Robert Morris on Dec. 21, 2018.

■ Produced a career-high eight assists and career-best matching three steals against No. 5 Tennessee, adding eight points.

■ Won the team slam dunk competition at the preseason "Louisville Live," a preseason outdoor event at Fourth Street Live! in downtown Louisville with team activities on a portable court placed on the covered area of the street with 7,500 fans surrounding the court. He wore a No. 35 Darrell Griffith jersey for one of his dunks.

■ Honored on the 2018 All-ACC Academic Team.

■ Starter in three games as a freshman. He averaged 5.6 points, four assists and shot 50 percent from the field (5-of-10) in the three starts.

■ Made 16-of-36 three-pointers (.416) as a freshman over the last 16 games.

■ Made 38 of his 44 free throw attempts as a freshman (.864). He made his first 21 of the year before missing against Albany.

■ Totaled 17 points, three assists, two steals and did not miss a shot (3-of-3 three-pointers, 8-of-8 free throws) vs. George Mason in the season opener. It was the fifth-highest scoring effort in a freshman debut at Louisville and was tied for the sixth-highest in a career scoring debut at UofL (tied with his coach, David Padgett, who also scored 17 on Dec. 3, 2005).

■ Averaged 20.2 points, 5.1 assists, 4.3 rebounds and 3.1 steals as a senior in helping Wheeler High School achieve a 21-10 record and reach the final eight teams in the Class AAAAAA state championship.

■ Born March 13, 1999 ... Major is sport administration.

2 Darius Perry

Games With ...	Season	Career
Double-Figure scoring.....	3	5
5 or more rebounds.....	1	1
4 or more assists.....	2	6
A blocked shot.....	0	3
A steal.....	7	22
A three-pointer.....	13	30
20+ points.....	0	0

2 Darius Perry Season Highs

Points..... 17 vs. Vermont (11/16/18)
 Reb. 5 vs. Central Arkansas (12/5/18)
 Asst..... 8 vs. Tennessee (11/21/18)
 Blocks none
 Steals 3 vs. Tennessee (11/21/18)
 FGM 6 vs. Vermont (11/16/18)
 FGA 10 vs. Vermont (11/16/18)
 3FGM 2 (3 times, *latest:* Vermont (11/16/18))
 3FGA 4 (4 times, *latest:* vs. North Carolina, 1/12/19)
 FT 4 (3 times, *latest:* vs. Robert Morris, 12/21/18)
 FTA 6 vs. Kent State (12/15/18)

2 Darius Perry Career Highs

Points..... 17 vs. George Mason (11/12/17)
 vs. Vermont (11/16/18)
 Reb. 5 vs. Central Arkansas (12/5/18)
 Asst..... 8 vs. Tennessee (11/21/18)
 Blocks 1 (3 times, *latest:* vs. N. Carolina, 2/17/18)
 StealsZ... 3 vs. Wake Forest (1/27/18)
 vs. Tennessee (11/21/18)
 FGM 6 vs. Vermont (11/16/18)
 FGA 10 vs. Vermont (11/16/18)
 3FGM 3 vs. George Mason (11/12/17)
 vs. Wake Forest (1/27/18)
 3FGA 6 vs. Mississippi State (3/20/18)
 FT 8 vs. George Mason (11/12/17)
 FTA 8 vs. George Mason (11/12/17)

2 Darius Perry Game-by-Game

Opponent	Date	GS	Min	FG	FGA	3-Point			FT	FTA	Rebounds			Avg	PF	FO	A	TO	Blk	Stl	Pts	Avg		
						Pct	FG	FGA			Pct	Off	Def										Tot	
NICHOLLS ST.	11/8/18	*	26	4	4	1.000	2	21	0.000	4	5	.800	1	1	2	2.0	4	0	1	2	0	11	14.0	
SOUTHERN	11/13/18	*	19	4	5	.800	2	3	.667	3	31	0.000	0	1	1	1.5	4	0	1	1	0	0	13	13.5
VERMONT	11/16/18	*	30	6	10	.600	2	4	.500	3	31	0.000	0	2	2	1.7	2	0	4	1	0	0	17	14.7
vs Tennessee	11/21/18	*	31	2	3	.667	1	2	.500	3	4	.750	0	1	1	1.5	3	0	8	1	0	3	8	13.0
vs Marquette	11/23/18		15	2	5	.400	0	2	.000	0	0	.000	1	0	1	1.4	3	0	1	1	0	0	4	11.2
MICHIGAN ST.	11/27/18	*	16	1	2	.500	0	1	.000	0	0	.000	0	1	1	1.3	3	0	1	0	0	0	2	9.7
at Seton Hall	12/01/18	*	15	4	5	.800	1	11	0.000	0	0	.000	0	1	1	1.3	4	0	1	2	0	1	9	9.6
C. ARKANSAS	12/05/18	*	23	0	3	.000	0	3	.000	2	21	0.000	0	5	5	1.8	1	0	2	2	0	0	2	8.6
at Indiana	12/08/18	*	17	0	7	.000	0	4	.000	0	0	.000	1	1	2	1.8	3	0	2	1	0	0	0	7.7
LIPSCOMB	12/12/18		19	3	4	.750	1	11	0.000	0	0	.000	0	0	0	1.6	0	0	3	2	0	2	7	7.6
KENT STATE	12/15/18		19	2	4	.500	1	2	.500	4	6	.667	0	0	0	1.5	3	0	1	2	0	0	9	7.7
ROBERT MORRIS	12/21/18	*	28	2	7	.286	1	4	.250	4	41	0.000	0	2	2	1.5	3	0	3	3	0	0	9	7.8
KENTUCKY	12/29/18	*	18	2	4	.500	1	2	.500	0	0	.000	0	1	1	1.5	1	0	0	5	0	0	5	7.6
MIAMI	01/06/19	*	4	0	1	.000	0	1	.000	2	21	0.000	0	0	0	1.4	1	0	0	2	0	0	2	7.2
at Pitt	01/09/19		16	1	3	.333	1	3	.333	2	21	0.000	0	0	0	1.3	1	0	0	1	0	0	5	7.1
at North Carolina	01/12/19		19	1	7	.143	1	4	.250	0	1	.000	0	2	2	1.3	1	0	2	1	0	1	3	6.8
BOSTON COLLEGE	01/16/19		11	2	5	.400	1	2	.500	0	0	.000	0	0	0	1.2	0	0	0	0	1	5	6.7	
at Georgia Tech	01/19/19		15	2	7	.286	0	3	.000	0	1	.000	0	2	2	1.3	4	0	1	2	0	0	4	6.6
NC STATE	01/24/19		11	0	2	.000	0	0	.000	0	0	.000	0	0	0	1.2	1	0	0	0	0	1	0	6.2
PITT	01/26/19	DNP																						
at Wake Forest	01/30/19		11	0	1	.000	0	0	.000	0	0	.000	0	2	2	1.3	4	0	3	0	0	0	0	5.9
NORTH CAROLINA	02/02/19		18	2	3	.667	1	2	.500	3	31	0.000	0	1	1	1.2	2	0	2	0	0	0	8	6.0

2 Darius Perry Statistics

Year	GP	GS	Min	Avg	FG	FGA	Pct	3FG	3FGA	Pct	FT	FTA	Pct	OReb	DReb	Reb	Avg	PF	FO	Ast	TO	Blk	Stl	Pts	Avg
2017-18	36	3	514	14.3	40	114	.351	23	70	.329	38	44	.864	6	37	43	1.2	65	0	54	39	3	21	141	3.9
2018-19	21	11	381	18.1	40	92	.435	16	46	.348	30	36	.833	3	23	26	1.2	48	0	36	29	0	10	126	6.0
TOTAL	57	14	895	15.7	80	206	.388	39	116	.336	68	80	.850	9	60	69	1.2	113	0	90	68	3	31	267	4.7

3 Jo Griffin

G 6-1 200 So. - 1L Crestwood, Ky. (South Oldham HS)

■ Scored his first collegiate points against Southern in the second game of the year and has seen action in seven games and scored in two games.


■ Walk-on who played in seven games as a freshman.

■ Averaged 21.4 points, 4.5 rebounds and 4.3 assists as a senior last season at South Oldham as the Dragons posted a 26-6 record and reached the Eighth Region semifinals.

■ Honored as the 2017 Eighth Region Player of the Year, was a finalist for Kentucky's Mr. Basketball, a third team all-state honoree and was a three-time all-district selection.

■ No. 2 all-time scorer for South Oldham with 1,233 career points in three seasons.

■ His brother Michael is a junior guard at Thomas More College. His father Jeff is the principal at South Oldham and played basketball for Oldham County HS, leading them to the 1985 Kentucky Sweet 16. His father also played collegiate basketball at Morehead State and Transylvania. His uncles Tim and Jim



3 Jo Griffin		
Games With ...	Season	Career
Double-Figure scoring.....	0	0
5 or more rebounds.....	0	0
4 or more assists.....	0	0
A blocked shot.....	0	0
A steal.....	0	0
A three-pointer.....	0	0
20+ points.....	0	0

Griffin played basketball at Kentucky Wesleyan.

■ Born March 1, 1999 ... Major is exercise science.

3 Jo Griffin Season Highs

Points..... 2 vs. Southern (11/13/18), G.Tech (1/19/19)

Reb..... none

Asst..... none

Blocks..... none

Steals..... none

FGM..... 1 vs. Southern (11/13/18)

vs. Georgia Tech (1/19/19)

FGA..... 2 vs. Southern (11/13/18)

3FGM..... none

3FGA..... 1 vs. Southern (11/13/18)

FT..... none

FTA..... none

3 Jo Griffin Career Highs

Points..... 2 vs. Southern (11/13/18), G.Tech (1/19/19)

Reb..... none

Asst..... 1 vs. Bryant (12/11/17), Pitt (2/11/18)

Blocks..... none

Steals..... 1 vs. Georgia Tech (2/8)

FGM..... 1 vs. Southern (11/13/18)

vs. Georgia Tech (1/19/19)

FGA..... 2 vs. Southern (11/13/18)

3FGM..... none

3FGA..... 1 vs. Bryant (12/11/17), Southern (11/13/18)

FT..... none

FTA..... none

3 Jo Griffin Game-by-Game

Opponent	Date	GS	Min	FG	FGA	3-Point			Rebounds			Avg PF	FO	A	TO	Blk	Stl	Pts	Avg	
						Pct	FG	FGA	Pct	FT	FTA									Pct
SOUTHERN	11/13/18	9	1	2	.500	0	1	.000	0	0	.000	0	0	0	0	0	0	0	2	2.0
C. ARKANSAS	12/05/18	3	0	0	.000	0	0	.000	0	0	.000	0	0	0	0	0	0	0	0	1.0
KENT STATE	12/15/18	1	0	0	.000	0	0	.000	0	0	.000	0	0	0	0	0	0	0	0	0.7
MIAMI	01/06/19	1	0	0	.000	0	0	.000	0	0	.000	0	0	0	0	0	0	0	0	0.5
at North Carolina	01/12/19	1	0	0	.000	0	0	.000	0	0	.000	0	0	0	0	0	0	0	0	0.4
at Georgia Tech	01/19/19	4	1	1	1.000	0	0	.000	0	0	.000	0	0	0	0	0	0	0	2	0.7
at Wake Forest	01/30/19	2	0	0	.000	0	0	.000	0	0	.000	0	0	0	0	1	0	0	0	0.6

3 Jo Griffin Statistics

Year	GP	GS	Min	Avg	FG	FGA	Pct	3FG	3FGA	Pct	FT	FTA	Pct	OReb	DReb	Reb	Avg	PF	FO	Ast	TO	Blk	Stl	Pts	Avg
2017-18	7	0	19	2.7	0	1	.000	0	1	.000	0	0	.000	0	0	0	0.0	2	0	2	1	0	1	0	0.0
2018-19	7	0	20	2.9	2	3	.667	0	1	.000	0	0	.000	0	0	0	0.0	0	0	0	1	0	0	4	0.6
TOTAL	13	0	38	2.9	2	4	.500	0	2	.000	0	0	.000	0	0	0	0.0	2	0	2	2	0	1	4	0.3

10 Wyatt Battaile

G/F 6-4 195 Fr. - HS Pikeville, Ky. (Pikeville HS)

■ Saw his first action of the season against Southern in the second game, has played in five games.

■ Last name is pronounce BATTLE.

■ Averaged 24.1 points, 8.6 rebounds and 4.3 assists as a senior in leading Pikeville to a 25-10 record, their second straight 15th Region Championship and their second consecutive berth in the Kentucky Sweet 16.

■ Honored on the 2018 Sweet 16 All-Tournament team as Pikeville reached the state Elite Eight before falling to Warren Central.

■ Received the KABC Larry Conley Ultimate Teammate Award at the 2018 Sweet 16, an award presented to a participant whose individual play exemplifies the style of play where scoring isn't the most important aspect of the game, and is complemented by passing, rebounding and blocked shots.

■ An all-state selection as a senior when he ranked 16th in the state in scoring. He was named the Appalachian Newspapers Player of the Year and was a member of the Kentucky All-Star team that participated in the Ohio-Kentucky All-Star game in April.



10 Wyatt Battaile		
Games With ...	Season	Career
Double-Figure scoring.....	0	0
5 or more rebounds.....	0	0
4 or more assists.....	0	0
A blocked shot.....	0	0
A steal.....	0	0
A three-pointer.....	0	0
20+ points.....	0	0

■ Scored 2,211 points in four years at Pikeville while burying 139 three-point field goals.

■ Averaged 17.2 points as a sophomore and 10.1 points as a freshman.

■ Coached at Pikeville by former UofL guard Elisha Justice.

■ Also played three seasons of football for Pikeville, helping the Panthers claim the 2015 Class A state championship. In that championship season, he completed 76-of-95 passes for 1,330 yards and 20 touchdowns, while also rushing for 399 yards and four TDs. In the 2015 state championship game against Beechwood, he threw for 177 yards and three touchdowns while completing 8-of-13 passes.

■ Born Jan. 10, 2000 ... Major is sport administration.

10 Wyatt Battaile Season/Career Highs

Points..... none

Reb..... 1 vs. Central Arkansas (12/5/18)

Asst..... 1 vs. Wake Forest (1/30/19)

Blocks..... none

Steals..... none

FGM..... none

FGA..... 2 vs. Central Arkansas (12/5/18)

3FGM..... none

3FGA..... 2 vs. Central Arkansas (12/5/18)

FT..... none

FTA..... none

10 Wyatt Battaile Game-by-Game

Opponent	Date	GS	Min	FG	FGA	3-Point			Rebounds			Avg PF	FO	A	TO	Blk	Stl	Pts	Avg			
						Pct	FG	FGA	Pct	FT	FTA									Pct	Off	Def
SOUTHERN	11/13/18	3	0	1	.000	0	1	.000	0	0	.000	0	0	0	0	1	0	0	0	0.0		
C. ARKANSAS	12/05/18	3	0	2	.000	0	2	.000	0	0	.000	0	1	1	0.5	0	0	0	0	0	0.0	
at North Carolina	01/12/19	1	0	0	.000	0	0	.000	0	0	.000	0	0	0	0.3	0	0	0	0	0	0.0	
at Georgia Tech	01/19/19	1	0	0	.000	0	0	.000	0	0	.000	0	0	0	0.3	0	0	0	0	0	0.0	
at Wake Forest	01/30/19	1	0	0	.000	0	0	.000	0	0	.000	0	0	0	0.2	0	1	0	0	0	0	0.0

10 Wyatt Battaile Statistics

Year	GP	GS	Min	Avg	FG	FGA	Pct	3FG	3FGA	Pct	FT	FTA	Pct	OReb	DReb	Reb	Avg	PF	FO	Ast	TO	Blk	Stl	Pts	Avg
2018-19	5	0	9	1.8	0	3	.000	0	3	.000	0	0	.000	0	1	1	0.2	0	0	1	1	0	0	0	0.0
TOTAL	5	0	9	1.8	0	3	.000	0	3	.000	0	0	.000	0	1	1	0.2	0	0	1	1	0	0	0	0.0

4 Khwan Fore

G 6-0 185 Gr. - Tr. Huntsville, Ala. (University of Richmond)

■ Graduate transfer has scored at least three points on 13 occasions and has an assist in 17 games. He has started 11 games, including the last eight (9-2 record in those games; only loss at Pittsburgh and vs. North Carolina).

■ Name is pronounced KWAWN FOUR.
 ■ Matched a season high with his nine points against NC State and scored eight in UofL's last home game vs. Pitt.

■ Has collected a steal in seven of the last eight games (two vs. NC State) and has made 5-of-11 three-pointers in his last six games.

■ Played a season-high 31 minutes against NC State and matched a season high with his nine points. He also set season highs in made field goals (four) and assists (four). He has scored in 17 games.

■ Scored a season-high nine points against Kent State while dishing out two assists in his second straight starting assignment.

■ His defensive contributions don't often show up in a box score.
 ■ Scored 11 points in an exhibition against Simmons, hitting 3-of-5 threes.
 ■ Started the last two seasons at the University of Richmond, averaging 11 points and 3.2 rebounds as a redshirt junior in 2017-18.
 ■ Averaged 11.2 points and 4.2 rebounds while gathering 54 steals – second most on the team -- as a sophomore when he shot 50.7 percent from the field and helped Richmond advance to the NIT quarterfinals.

■ His 50.7 percent field goal accuracy as a sophomore was the second-highest in the nation for a player at 6-0 or shorter with at least 200 FG attempts.

■ Totaled 919 career points and 209 assists in 99 games and 64 starts at Richmond.
 ■ Scored in double figures on 36 occasions over his last two seasons with the Spiders, including a career-high 25 points against St. Bonaventure in the Atlantic-10 Tournament quarterfinals in the final game of his junior year. He handed out a career-best 12 assists at Fordham as a junior and collected a high of four steals in four games.



4 Khwan Fore	
Games With ...	Season Career
Double-Figure scoring.....	0 0
5 or more rebounds.....	0 0
4 or more assists.....	1 1
A blocked shot.....	0 0
A steal.....	12 12
A three-pointer.....	7 7
20+ points.....	0 0

■ Averaged the second-most minutes on the Richmond team each of the past two seasons.
 ■ Earned recognition on the Atlantic-10 All-Freshman team when played in all 32 games at Richmond as a redshirt freshman in 2015-16, averaging 6.5 points in an average of 20 minutes of action.
 ■ Attained a medical redshirt after injuring his foot after playing in just two games as a freshman in 2014-15.
 ■ Completed a bachelor's degree in sociology from Richmond in May 2018.
 ■ His mother Clarissia ran track at Emporia State.
 ■ Born Dec. 31, 1995 ... Major is sport administration.

4 Khwan Fore Season/Career Highs at Louisville

Points..... 9 vs. Kent State (12/15/18)
 vs. NC State (1/24/19)
 Reb. 3 (4 times, *latest*: vs. NC State (1/24/19))
 Asst..... 4 vs. NC State (1/24/19)
 Blocks 1 vs. Kentucky (12/29/18)
 Steals 2 vs. Central Arkansas (12/5/18)
 vs. NC State (1/24/19)
 FGM 4 vs. NC State (1/24/19)
 FGA 7 vs. Boston College (1/16/19)
 vs. Pittsburgh (1/26/19)
 3FGM 2 vs. Boston College (1/16/19)
 vs. Pittsburgh (1/26/19)
 3FGA 3 (3 times, *latest*: vs. Pittsburgh (1/26/19))
 FT..... 3 vs. Southern (11/13/18)
 vs. Kent State (12/15/18)
 FTA..... 5 vs. Nicholls State (11/8/18)

4 Khwan Fore Game-by-Game


Opponent	Date	GS	Min	FG	FGA	3-Point			Rebounds			Avg	PF	FO	A	TO	Blk	Stl	Pts	Avg			
						Pct	FG	FGA	Pct	FT	FTA										Pct	Off	Def
NICHOLLS ST.	11/08/18	17	2	3	.667	0	0	.000	1	5	.200	0	2	2	2.0	0	0	1	0	0	5	5.0	
SOUTHERN	11/13/18	21	1	5	.200	1	3	.333	3	4	.750	0	1	1	1.5	3	0	1	1	0	0	6	5.5
VERMONT	11/16/18	15	0	0	.000	0	0	.000	0	0	.000	0	0	0	1.0	0	0	0	0	0	0	0	3.7
vs Tennessee	11/21/18	7	0	1	.000	0	1	.000	1	2	.500	0	1	1	1.0	0	0	0	0	0	1	1	3.0
vs Marquette	11/23/18	25	2	3	.667	1	11.000	0	0	.000	0	0	0	0.8	1	0	3	1	0	1	5	3.4	
MICHIGAN ST.	11/27/18	19	1	3	.333	0	1	.000	2	21.000	0	0	0	0.7	2	0	1	0	0	0	4	3.5	
at Seton Hall	12/01/18	23	2	5	.400	0	1	.000	0	0	.000	0	3	3	1.0	1	0	2	2	0	0	4	3.6
C. ARKANSAS	12/05/18	19	2	6	.333	1	3	.333	0	1	.000	0	3	3	1.3	1	0	1	0	0	2	5	3.8
at Indiana	12/08/18	11	0	0	.000	0	0	.000	0	0	.000	0	1	1	1.2	1	0	2	0	0	0	0	3.3
LIPSCOMB	12/12/18	* 18	0	2	.000	0	1	.000	2	21.000	0	1	1	1.2	4	0	1	2	0	0	2	3	3.2
KENT STATE	12/15/18	* 24	3	4	.750	0	1	.000	3	4	.750	0	0	0	1.1	2	0	2	0	0	1	9	3.7
ROBERT MORRIS	12/21/18	* 26	0	1	.000	0	1	.000	0	0	.000	0	2	2	1.2	1	0	2	1	0	0	0	3.4
KENTUCKY	12/29/18	13	1	4	.250	0	1	.000	1	2	.500	1	0	1	1.2	0	0	1	0	1	1	3	3.4
MIAMI	01/06/19	13	1	2	.500	1	11.000	0	0	.000	0	1	1	1.1	2	0	1	0	0	0	3	3.4	
at Pitt	01/09/19	* 14	1	1	1.000	0	0	.000	0	0	.000	0	0	0	1.1	1	0	0	1	0	1	2	3.3
at North Carolina	01/12/19	* 19	1	2	.500	0	0	.000	0	0	.000	1	1	2	1.1	2	0	1	1	0	1	2	3.2
BOSTON COLLEGE	01/16/19	* 27	2	7	.286	2	3	.667	0	0	.000	0	2	2	1.2	1	0	1	2	0	1	6	3.4
at Georgia Tech	01/19/19	* 24	1	5	.200	0	1	.000	0	0	.000	0	3	3	1.3	1	0	2	3	0	1	2	3.3
NC STATE	01/24/19	* 31	4	6	.667	1	2	.500	0	0	.000	1	2	3	1.4	1	0	4	2	0	2	9	3.6
PITT	01/26/19	* 29	3	7	.429	2	3	.667	0	0	.000	1	1	2	1.4	3	0	2	0	0	1	8	3.8
at Wake Forest	01/30/19	* 22	2	5	.400	0	1	.000	0	0	.000	1	1	2	1.4	0	0	1	1	0	1	4	3.8
NORTH CAROLINA	02/02/19	* 14	1	5	.200	0	1	.000	0	0	.000	1	1	2	1.5	0	0	1	2	0	0	2	3.7

4 Khwan Fore Statistics (* at Louisville, ^ at Richmond)

Year	GP	GS	Min	Avg	FG	FGA	Pct	3FG	3FGA	Pct	FT	FTA	Pct	OReb	DReb	Reb	Avg	PF	FO	Ast	TO	Blk	Stl	Pts	Avg
2014-15	^ 2	0	15	7.5	1	3	.333	0	1	.000	0	0	.000	0	1	1	0.5	1	0	1	2	0	1	2	1.9
2015-16	^ 32	3	652	20.4	81	156	.519	12	33	.364	33	57	.579	26	72	98	3.1	73	1	46	31	2	38	207	6.5
2016-17	^ 35	35	1187	33.9	151	298	.507	14	42	.333	75	122	.615	38	108	146	4.2	105	5	86	62	13	54	391	11.2
2017-18	^ 29	26	931	32.1	117	244	.480	11	40	.275	74	113	.655	23	69	92	3.2	64	1	77	44	4	27	319	11.0
2018-19*	22	11	431	19.6	30	77	.390	9	26	.346	13	22	.591	6	26	32	1.5	27	0	30	19	1	14	82	3.7
TOTAL	119	75	3187	26.8	380	778	.488	46	142	.324	195	314	.621	93	276	369	3.1	267	7	241	157	20	134	1001	8.4

5 Malik Williams

F/C 6-11 225 So. - 1L Ft. Wayne, Ind. (Snider HS)



- Has started the last eight games and contributed nine points and four rebounds in his last game vs. North Carolina.
- Has blocked a shot in 18 of 22 games this season, including a career-high four blocks against Seton Hall. Has 32 blocked shots this season, 19 more than he swatted his entire freshman season. He is eighth in the ACC in blocks.
- Has averaged 9.7 points and 5.5 rebounds over the last 13 games while making 14-of-37 three-pointers.
- Has scored in double figures in three of the last five games.
- Produced career-highs of 19 points and 11 rebounds against Miami for his second double-double of the season.
- Recorded his first career double-double with a career-high 13 rebounds and 10 points against Lipscomb.
- Started 12 games as a freshman, including the first 11 ACC games of the season. He averaged 5.3 points and 2.9 rebounds in his 12 starting assignments.

5 Malik Williams		
Games With ...	Season	Career
Double-Figure scoring.....	7	10
5 or more rebounds.....	12	16
4 or more assists.....	0	0
A blocked shot.....	18	28
A steal.....	5	14
A three-pointer.....	11	21
20+ points.....	0	0

- Scored a season-high 14 points against Pittsburgh as a freshman while knocking down a career-high in three-pointers, making 4-of-5 shots from behind the arc.
- Started vs. Omaha and produced eight points, four rebounds and three blocked shots. Earned his second career start against Pittsburgh and finished with eight points and five rebounds, starting a streak of 11 straight starting roles.
- Pulled down a career-high six rebounds against Bryant.
- Averaged 23.6 points, 11.8 rebounds, 3.9 blocked shots and buried 44 three-pointers as a senior in leading Snider High School to a 17-7 record and the school's first Summit Athletic Conference championship since 2009. Snider advanced to the 4A sectional final before falling to eventual state runner-up North Side.
- Career rebounding and blocked shots leader for Snider.

- A first-team all-state choice, All-Summit Athletic Conference selection as a junior and senior and was one of four finalists for Indiana's Mr. Basketball.
- Born Aug. 26, 1998 ... Major is communication.

5 Malik Williams Season Highs

Points..... 19 vs. Miami (1/6/19)
 Reb. 13 vs. Lipscomb (12/12/18)
 Asst..... 2 vs. Indiana (12/8/18)
 Blocks 4 vs. Seton Hall (12/1/18)
 Steals..... 3 vs. Michigan State (11/27/18)
 FGM 8 vs. Miami (1/6/19)
 FGA 14 vs. Miami (1/6/19)
 3FGM 2 (6 times, latest: vs. NC State (1/24/19)
 3FGA 5 vs. Michigan State (11/27/18)
 vs. Georgia Tech (1/19/19)
 FT..... 7 vs. Southern (11/13/18)
 FTA..... 11 vs. Southern (11/13/18)

5 Malik Williams Career Highs

Points..... 19 vs. Miami (1/6/19)
 Reb. 13 vs. Lipscomb (12/12/18)
 Asst..... 2 (3 times, latest: vs. Indiana, 12/8/18)
 Blocks 4 vs. Seton Hall (12/1/18)
 Steals..... 3 vs. Michigan State (11/27/18)
 FGM 8 vs. Miami (1/6/19)
 FGA 14 vs. Miami (1/6/19)
 3FGM 4 vs. Pittsburgh (2/11/18)
 3FGA 5 (5 times, latest: vs. Georgia Tech, 1/19/19)
 FT..... 7 vs. Southern (11/13/18)
 FTA..... 11 vs. Southern (11/13/18)

5 Malik Williams Game-by-Game

Opponent	Date	GS	Min	FG	FGA	Pct	3-Point			FT	FTA	Pct	Rebounds			Avg	PF	FO	A	TO	Blk	Stl	Pts	Avg
							FG	FGA	Pct				Off	Def	Tot									
NICHOLLS ST.	11/08/18	15	2	3	.667	0	0	.000	0	2	.000	0	4	4	4.0	3	0	0	0	1	1	4	4.0	
SOUTHERN	11/13/18	17	5	7	.714	0	1	.000	7	11	.636	2	3	5	4.5	2	0	0	1	0	1	17	10.5	
VERMONT	11/16/18	15	2	4	.500	0	1	.000	1	3	.333	1	4	5	4.7	3	0	1	1	2	1	5	8.7	
vs Tennessee	11/21/18	12	1	3	.333	0	0	.000	1	2	.500	2	1	3	4.3	4	0	1	1	1	0	3	7.3	
vs Marquette	11/23/18	13	0	4	.000	0	1	.000	2	3	.667	1	3	4	4.2	3	0	1	0	1	0	2	6.2	
MICHIGAN ST.	11/27/18	28	3	9	.333	1	5	.200	0	0	.000	0	3	3	4.0	3	0	0	0	1	3	7	6.3	
at Seton Hall	12/01/18	12	2	3	.667	2	3	.667	0	0	.000	0	2	2	3.7	0	0	1	0	4	0	6	6.3	
C. ARKANSAS	12/05/18	16	2	5	.400	1	3	.333	2	4	.500	1	5	6	4.0	1	0	0	0	1	0	7	6.4	
at Indiana	12/08/18	15	1	5	.200	0	3	.000	0	0	.000	1	4	5	4.1	3	0	2	1	3	0	2	5.9	
LIPSCOMB	12/12/18	17	3	8	.375	2	4	.500	2	4	.500	3	10	13	5.0	2	0	0	2	3	0	10	6.3	
KENT STATE	12/15/18	19	3	6	.500	2	3	.667	5	51	.000	4	1	5	5.0	3	0	0	1	1	0	13	6.9	
ROBERT MORRIS	12/21/18	14	0	3	.000	0	1	.000	5	6	.833	2	4	6	5.1	1	0	0	0	2	0	5	6.8	
KENTUCKY	12/29/18	14	0	2	.000	0	1	.000	2	4	.500	2	4	6	5.2	3	0	0	0	0	0	2	6.4	
MIAMI	01/06/19	23	8	14	.571	2	4	.500	1	2	.500	6	5	11	5.6	2	0	0	0	1	0	19	7.3	
at Pitt	01/09/19	* 14	2	6	.333	0	2	.000	3	31	.000	1	2	3	5.4	4	0	0	3	2	0	7	7.3	
at North Carolina	01/12/19	* 12	2	3	.667	1	2	.500	2	4	.500	1	1	2	5.2	4	0	0	1	0	0	7	7.3	
BOSTON COLLEGE	01/16/19	* 20	4	10	.400	0	2	.000	0	1	.000	4	4	8	5.4	0	0	1	0	1	1	8	7.3	
at Georgia Tech	01/19/19	* 16	5	13	.385	2	5	.400	1	11	.000	2	3	5	5.3	3	0	0	1	0	0	13	7.6	
NC STATE	01/24/19	* 21	4	6	.667	2	3	.667	4	41	.000	1	3	4	5.3	3	0	0	0	3	0	14	7.9	
PITT	01/26/19	* 19	2	3	.667	2	3	.667	0	0	.000	0	4	4	5.2	3	0	1	3	3	0	6	7.9	
at Wake Forest	01/30/19	* 23	5	11	.455	0	3	.000	3	4	.750	3	5	8	5.3	2	0	0	2	1	0	13	8.1	
NORTH CAROLINA	02/02/19	* 21	4	10	.400	1	4	.250	0	0	.000	2	2	4	5.3	2	0	0	0	1	0	9	8.1	

5 Malik Williams Statistics

Year	GP	GS	Min	Avg	FG	FGA	Pct	3FG	3FGA	Pct	FT	FTA	Pct	OReb	DReb	Reb	Avg	PF	FO	Ast	TO	Blk	Stl	Pts	Avg
2017-18	32	12	337	10.5	46	110	.418	20	62	.323	11	16	.688	23	54	77	2.4	30	0	5	11	13	12	123	3.8
2018-19	22	8	376	17.1	60	138	.435	18	54	.333	41	63	.651	39	77	116	5.3	54	0	8	17	32	7	179	8.1
TOTAL	54	20	714	13.2	106	248	.427	38	116	.328	52	79	.658	62	131	193	3.6	84	0	13	28	45	19	302	5.6

13 V.J. King

G/F 6-6 190 Jr. - 2L Cleveland, Ohio (Paul VI Catholic HS / Fairfax, Va.)

- Team co-captain for the Cardinals with Christen Cunningham.
- Totaled a season-high 17 points against Central Arkansas, his 24th career double-figure scoring game. Also dished out a career-tying four assists and pulled down six rebounds in the game.
- Double-figure scorer in three games and a starter in five.
- Honored on the 2018 All-ACC Academic Team, the second year he earned the recognition.
- Starter at shooting guard as a sophomore when he scored in double figures in 14 games, including seven of the last 16 and nine of the last 20.
- Ranked fourth on the team in scoring with 8.6 points per game as a sophomore and was sixth on the team in three-point field goal percentage (.320).
- Scored a season-high 17 points his sophomore season against Purdue and Memphis and tied his career-high with three assists against Memphis.
- As a freshman, he led the team in free throw percentage (.821 46-of-56) and three-point field goal percentage (.421, 16-of-38; among players with over 20 attempts).
- Scored a career-high 24 points against Virginia as a freshman, finishing 3-of-5 from behind the arc and connecting on 5-of-6 from the free throw line.
- Won two gold medals with USA Basketball in the 2013 FIBA Americas U16 Championship in Maldonado, Uruguay; and the 2014 FIBA U17 World Championship in Dubai.
- A McDonald's All-America selection, King averaged 22.9 points, 9.6 rebounds, 2.5 assists and 2.1 steals as a senior in leading Paul VI (20-11) in Fairfax, Va. to the Virginia Independent Schools Athletic Association Division I state championship game.
- His father Vincent King played professional basketball in foreign countries for 10 years after scoring 1,037 points in his collegiate career at Indiana University of Pennsylvania from 1988-92.
- Born Jan. 22, 1997 ... Major is sport administration.



13 V.J. King

Games With ...	Season	Career
Double-Figure scoring.....	3	24
5 or more rebounds.....	4	15
4 or more assists.....	1	2
A blocked shot.....	1	8
A steal.....	4	27
A three-pointer.....	3	30
20+ points.....	0	1

13 V.J. King Season Highs

- Points..... 17 vs. Central Arkansas (12/5/18)
- Reb. 7 vs. Marquette (11/23/18)
- Asst. 4 vs. Central Arkansas (12/5/18)
- Blocks 1 vs. Georgia Tech (1/19/19)
- Steals 2 vs. Marquette (11/23/18)
vs. Seton Hall (12/1/18)
- FGM 8 vs. Central Arkansas (12/5/18)
- FGA 10 vs. Marquette (11/23/18)
vs. Central Arkansas (12/5/18)
- 3FGM 1 (3 times, *latest*: vs. Marquette, 11/23/18)
- 3FGA 3 vs. Tennessee (11/21/18)
vs. Marquette (11/23/18)
- FT..... 10 vs. Nicholls State (11/8/18)
- FTA..... 12 vs. Nicholls State (11/8/18)

13 V.J. King Career Highs

- Points..... 24 vs. Virginia (2/6/17)
- Reb. 8 vs. Southern Illinois (11/21/17)
- Asst. 4 vs. Wake Forest (1/27/18)
vs. Central Arkansas (12/5/18)
- Blocks 1 (7 times, *latest*: vs. Duke, 2/21/18)
- Steals 3 vs. Indiana (12/9/17)
- FGM 8 vs. Virginia (2/6/17)
vs. Central Arkansas (12/5/18)
- FGA 14 vs. Virginia (2/6/17)
- 3FGM 3 (3 times, *latest*: vs. Virginia, 2/6/17)
- 3FGA 5 (4 times, *latest*: vs. Boston College, 1/21/18)
- FT..... 10 vs. Nicholls State (11/8/18)
- FTA..... 12 vs. Nicholls State (11/8/18)

13 V.J. King Game-by-Game

Opponent	Date	GS	Min	FG	FGA	Pct	3-Point			Rebounds			Avg PF	FO	A	TO	Blk	Stl	Pts	Avg				
							FG	FGA	Pct	FT	FTA	Pct									Off	Def	Tot	
NICHOLLS ST.	11/08/18	*	21	1	6	.167	0	2	.000	10	12	.833	0	6	6	4.0	0	1	1	0	12	12.0		
SOUTHERN	11/13/18	*	21	3	4	.750	1	2	.500	1	2	.500	0	3	3	4.5	3	0	2	4	0	8	10.0	
VERMONT	11/16/18	*	21	4	8	.500	1	2	.500	5	7	.714	1	3	4	4.3	5	1	0	3	0	14	11.3	
vs Tennessee	11/21/18	*	27	2	9	.222	0	3	.000	5	6	.833	0	3	3	4.0	0	0	2	1	0	9	10.8	
vs Marquette	11/23/18	*	28	2	10	.200	1	3	.333	0	0	.000	3	4	7	4.6	3	0	0	0	0	2	5	9.6
MICHIGAN ST.	11/27/18		14	0	2	.000	0	1	.000	0	0	.000	0	2	2	4.2	0	0	0	0	0	0	8	8.0
at Seton Hall	12/01/18		10	2	4	.500	0	2	.000	0	0	.000	0	3	3	4.0	2	0	1	1	0	2	4	7.4
C. ARKANSAS	12/05/18		24	8	10	.800	0	2	.000	1	11	1.000	1	5	6	4.3	2	0	4	1	0	1	17	8.6
at Indiana	12/08/18		12	0	1	.000	0	0	.000	0	0	.000	0	0	0	3.8	2	0	0	1	0	0	0	7.7
LIPSCOMB	12/12/18		8	0	2	.000	0	1	.000	0	0	.000	1	1	2	3.6	0	0	0	1	0	0	0	6.9
KENT STATE	12/15/18		17	0	1	.000	0	0	.000	0	0	.000	0	3	3	3.5	1	0	0	2	0	0	0	6.3
ROBERT MORRIS	12/21/18		15	2	3	.667	0	0	.000	0	0	.000	1	2	3	3.5	0	0	0	2	0	0	4	6.1
KENTUCKY	12/29/18		11	0	3	.000	0	2	.000	2	21	1.000	1	1	2	3.4	0	0	0	1	0	0	2	5.8
MIAMI	01/06/19		10	2	3	.667	0	0	.000	0	0	.000	3	0	3	3.4	2	0	1	0	0	0	4	5.6
at Pitt	01/09/19		10	1	1	1.000	0	0	.000	2	21	1.000	1	2	3	3.3	2	0	1	0	0	0	4	5.5
at North Carolina	01/12/19		10	0	0	.000	0	0	.000	2	21	1.000	1	0	1	3.2	2	0	0	0	0	0	2	5.3
BOSTON COLLEGE	01/16/19		10	0	2	.000	0	2	.000	0	0	.000	0	2	2	3.1	0	0	0	1	0	1	0	5.0
at Georgia Tech	01/19/19		12	1	2	.500	0	0	.000	2	21	1.000	1	5	6	3.3	2	0	0	1	1	0	4	4.9
NC STATE	01/24/19		5	1	2	.500	0	0	.000	0	0	.000	0	0	0	3.1	1	0	0	0	0	0	2	4.8
PITT	01/26/19		11	1	3	.333	0	0	.000	0	0	.000	1	2	3	3.1	1	0	1	0	0	0	2	4.7
at Wake Forest	01/30/19		15	1	4	.250	0	1	.000	1	2	.500	2	2	4	3.1	4	0	0	0	0	0	3	4.6
NORTH CAROLINA	02/02/19		3	0	1	.000	0	0	.000	0	0	.000	0	1	1	3.0	1	0	0	0	0	0	0	4.4

13 V.J. King Statistics

Year	GP	GS	Min	Avg	FG	FGA	Pct	3FG	3FGA	Pct	FT	FTA	Pct	OReb	DReb	Reb	Avg	PF	FO	Ast	TO	Blk	Stl	Pts	Avg
2016-17	33	7	445	13.5	60	139	.432	16	38	.421	46	56	.821	17	51	68	2.1	25	0	16	22	3	7	182	5.5
2017-18	36	36	914	25.4	106	266	.398	24	75	.320	72	98	.735	23	97	120	3.3	63	1	32	51	4	21	308	8.6
2018-19	22	5	315	14.3	31	81	.383	3	23	.130	31	38	.816	17	50	67	3.0	33	1	13	20	1	6	96	4.4
TOTAL	91	48	1674	18.4	197	486	.405	43	136	.316	149	192	.776	57	198	255	2.8	121	2	61	93	8	34	586	6.4

23 Steven Enoch

F/C 6-11 245 R-Jr. - Tr. Norwalk, Conn. (University of Connecticut)

- Transfer from the Univ. of Connecticut, where he played two years (2015-17).
- In his last eight games coming off the bench, Enoch has averaged 9.9 points, 5.8 rebounds and made 33-of-56 shots from the field (.590).

- Double figure scorer in 11 games.

- Produced his first career double-double at North Carolina with a career-high 17 points and 11 rebounds. Also scored 12 points and pulled down 11 rebounds against Pitt.

- Third on the team in free throw percentage (43-of-52, .827).

- Tied for 10th in scoring in a UofL career debut with 15 points against Nicholls in the Cardinals' opener. He added eight rebounds, a pair of blocked shots and his 9-of-9 free throws ties a debut record, also accomplished by Jerry Smith in a 100-87 victory over Northwestern State on Nov. 18, 2006.

- Averaged 3.4 points, 2.3 rebounds and 12.1 minutes in 29 games during the 2016-17 season for UConn, starting three games for the Huskies as a sophomore.

- Scored a career-high 15 points against USF as a sophomore, making all six of his shots from the field. He totaled career-bests with four blocked shots and seven rebounds against North Florida, adding seven points in the game.

- Played in 27 games as a freshman at UConn, totaling 44 points and 40 rebounds for the year.

- Played for the Armenian National Team in the July 2016 FIBA U20 Division B European Championships in Chalkida, Greece. Led his team averaging 17.3 points, 15.2 rebounds and 2.2 blocks.

- Before his time at UConn, Enoch was named the 2014-15 Gatorade Connecticut Boys Basketball Player of the Year as a senior at St. Thomas More in Uncasville, Conn., where he averaged 15.0 points and 11.0 rebounds in helping his team post a 29-9 record and reach the semifinals of the Class AAA New England Prep School Athletic Council.

- Born Sept. 18, 1997 ... Major is communication.



23 Steven Enoch

Games With ...	Season	Career
Double-Figure scoring.....	11	11
5 or more rebounds.....	10	10
4 or more assists.....	0	0
A blocked shot.....	11	11
A steal.....	4	4
A three-pointer.....	6	6
20+ points.....	0	0

23 Steven Enoch

Season/Career Highs at Louisville

Points..... 17 vs. North Carolina (1/12/19)
 Reb. 11 vs. North Carolina (1/12/19)
 vs. Pittsburgh (1/26/19)
 Asst..... 1 (3 times, *latest*: vs. Pittsburgh, 1/9/19)
 Blocks 3 vs. Robert Morris (12/21/18)
 Steals 2 vs. Pittsburgh (1/26/19)
 FGM 7 vs. Central Arkansas (12/5/18)
 vs. North Carolina (1/12/19)
 FGA 13 vs. North Carolina (1/12/19)
 3FGM 2 vs. NC State (1/24/19)
 3FGA 3 vs. NC State (1/24/19)
 FT 9 vs. Nicholls State (11/8/18)
 FTA 9 vs. Nicholls State (11/8/18)

23 Steven Enoch Game-by-Game

Opponent	Date	GS	Min	FG	FGA	3-Point			FT	FTA	Rebounds			Avg	PF	FO	A	TO	Blk	Stl	Pts	Avg		
						Pct	FG	FGA			Pct	Off	Def										Tot	
NICHOLLS ST.	11/08/18	*	24	3	4	.750	0	0	.000	9	91.000	2	6	8	8.0	1	0	1	3	2	0	15	15.0	
SOUTHERN	11/13/18	*	12	4	5	.800	0	0	.000	5	51.000	2	2	4	6.0	3	0	0	1	1	0	13	14.0	
VERMONT	11/16/18	*	27	6	8	.750	1	11.000	1	3	.333	1	2	3	5.0	3	0	0	1	0	0	14	14.0	
vs Tennessee	11/21/18	*	13	0	2	.000	0	0	.000	0	.000	1	1	2	4.3	4	0	0	2	0	0	10	10.5	
vs Marquette	11/23/18	*	22	3	8	.375	1	2	.500	3	4	.750	1	4	5	4.4	0	0	0	1	2	0	10	10.4
MICHIGAN ST.	11/27/18	*	7	1	3	.333	1	11.000	0	0	.000	0	1	1	3.8	3	0	0	0	0	0	3	9.2	
at Seton Hall	12/01/18	*	23	3	5	.600	0	0	.000	2	21.000	2	1	3	3.7	3	0	0	0	1	0	8	9.0	
C. ARKANSAS	12/05/18	*	18	7	10	.700	0	0	.000	2	21.000	1	8	9	4.4	2	0	0	0	0	0	16	9.9	
at Indiana	12/08/18	*	19	3	3	1.000	0	0	.000	0	.000	1	4	5	4.4	4	0	1	1	1	0	6	9.4	
LIPSCOMB	12/12/18	*	20	2	10	.200	0	2	.000	1	11.000	1	6	7	4.7	2	0	0	2	0	0	5	9.0	
KENT STATE	12/15/18	*	18	2	3	.667	0	0	.000	0	.000	0	3	3	4.5	2	0	0	1	1	1	4	8.5	
ROBERT MORRIS	12/21/18	*	22	5	9	.556	0	0	.000	6	7	.857	1	4	5	4.6	3	0	0	1	3	1	16	9.2
KENTUCKY	12/29/18	*	26	2	6	.333	0	1	.000	1	2	.500	3	6	9	4.9	3	0	0	1	1	0	5	8.8
MIAMI	01/06/19	*	13	3	5	.600	0	0	.000	0	.000	0	2	2	4.7	2	0	0	1	0	0	6	8.6	
at Pitt	01/09/19		24	6	9	.667	0	2	.000	2	3	.667	4	3	7	4.9	4	0	1	2	1	0	14	9.0
at North Carolina	01/12/19		27	7	13	.538	1	2	.500	2	4	.500	3	8	11	5.3	3	0	0	2	1	1	17	9.5
BOSTON COLLEGE	01/16/19		18	2	4	.500	0	1	.000	2	21.000	1	2	3	5.1	2	0	0	2	0	0	6	9.3	
at Georgia Tech	01/19/19		21	6	9	.667	1	2	.500	2	21.000	1	5	6	5.2	3	0	0	2	0	0	15	9.6	
NC STATE	01/24/19		19	4	7	.571	2	3	.667	0	.000	1	3	4	5.1	2	0	0	2	0	0	10	9.6	
PITT	01/26/19		21	4	8	.500	0	1	.000	4	41.000	3	8	11	5.4	0	0	0	1	0	2	12	9.8	
at Wake Forest	01/30/19		15	4	5	.800	0	1	.000	1	2	.500	1	3	4	5.3	2	0	0	1	1	0	9	9.7
NORTH CAROLINA	02/02/19		16	0	1	.000	0	0	.000	0	.000	0	4	4	5.3	3	0	0	0	0	0	0	9.3	

23 Steven Enoch Statistics

Year	GP	GS	Min	Avg	FG	FGA	Pct	3FG	3FGA	Pct	FT	FTA	Pct	OReb	DReb	Reb	Avg	PF	FO	Ast	TO	Blk	Stl	Pts	Avg
2018-19	22	14	425	19.3	77	137	.562	7	19	.368	43	52	.827	30	86	116	5.3	54	0	3	27	15	5	204	9.3
TOTAL	22	14	425	19.3	77	137	.562	7	19	.368	43	52	.827	30	86	116	5.3	54	0	3	27	15	5	204	9.3

24 Dwayne Sutton

G/F 6-5 215 Jr. - 1L Louisville, Ky. (Manual HS / UNC Asheville)



- Starting forward in all 22 games of the season.
- Scored a career-high 19 points against North Carolina. Also finished with career highs in field goals made (7) and attempted (12) as well as three-pointers attempted (8) while matching a career-high four three-pointers made.
- Scored 17 points at Wake Forest while pulling down 10 rebounds for his fourth double-double of the season -- and fourth in his last eight games -- while dishing out four assists.
- His four double-doubles in ACC games is the second-most in conference games behind Notre Dame's John Mooney, who has eight.
- Named ACC Player of the Week for games Jan. 7-13 with back-to-back double-doubles while averaging 14.5 points, 10.5 rebounds and 5.0 assists in games at North Carolina and Pitt.
- Scored 17 points at North Carolina, dished out a career-high seven assists and added 10 rebounds and four steals with no turnovers in 38 minutes. He became the first Louisville player in school history to have a double-double in points and rebounds combined with at least four steals and at least seven assists.
- Recorded three straight double-doubles, his first of the season with 12 points and 11 rebounds at Pittsburgh; 17 points and 10 rebounds at North Carolina; and 14 points and 10 rebounds against Boston College.
- Scored his 700th point and pulled down his 500th rebound of his collegiate career (Louisville and UNC Asheville combined) at Pittsburgh. He has scored 795 collegiate points and grabbed 558 career rebounds including his freshman year at UNC Asheville.
- Has grabbed at least four rebounds in 20 games this year, ranking second on the team in rebounding with 6.9 per game (14th in the ACC).
- Ranks 19th in the ACC in minutes played (31.5 minutes per game).
- Has scored in double figures in 10 of the last 13 games this season.
- Scored 14 points against Lipscomb, while knocking down 5-of-5 from the line and tying a season best with nine rebounds.
- Over the last 13 games of his sophomore season, he averaged 5.0 points and 4.9 rebounds while connecting on 50 percent from the field (22-of-44), averaging 18.8 minutes per game in that stretch.

24 Dwayne Sutton		
Games With ...	Season	Career
Double-Figure scoring....	13	14
5 or more rebounds	19	31
4 or more assists	3	3
A blocked shot	5	13
A steal	16	36
A three-pointer	17	18
20+ points	0	0

24 Dwayne Sutton Game-by-Game

Opponent	Date	GS	Min	FG	FGA	3-Point			FT	FTA	Pct	Rebounds			Avg	PF	FO	A	TO	Blk	Stl	Pts	Avg	
						Pct	FG	FGA				Off	Def	Tot										
NICHOLLS ST.	11/08/18	*	35	1	4	.250	1	2	.500	6	8	.750	2	4	6	6.0	0	0	2	2	0	1	9	9.0
SOUTHERN	11/13/18	*	22	1	2	.500	0	1	.000	0	0	.000	2	3	5	5.5	3	0	3	1	0	1	2	5.5
VERMONT	11/16/18	*	28	1	3	.333	0	2	.000	2	3	.667	1	4	5	5.3	2	0	1	1	0	0	4	5.0
vs Tennessee	11/21/18	*	25	4	8	.500	4	6	.667	0	0	.000	2	3	5	5.3	5	1	1	0	0	1	12	6.8
vs Marquette	11/23/18	*	32	2	5	.400	1	2	.500	0	0	.000	3	3	6	5.4	5	1	0	4	1	2	5	6.4
MICHIGAN ST.	11/27/18	*	37	3	8	.375	2	4	.500	5	6	.833	1	5	6	5.5	2	0	0	1	1	1	13	7.5
at Seton Hall	12/01/18	*	39	4	9	.444	2	6	.333	2	21.000	2	7	9	6.0	0	0	1	1	0	0	12	8.1	
C. ARKANSAS	12/05/18	*	24	2	4	.500	1	3	.333	2	21.000	1	3	4	5.8	3	0	2	2	0	1	7	8.0	
at Indiana	12/08/18	*	30	3	9	.333	1	5	.200	1	2	.500	2	3	5	5.7	5	1	1	0	0	1	8	8.0
LIPSCOMB	12/12/18	*	35	4	10	.400	1	2	.500	5	51.000	4	5	9	6.0	3	0	3	0	1	1	14	8.6	
KENT STATE	12/15/18	*	28	5	10	.500	2	3	.667	4	6	.667	2	5	7	6.1	4	0	4	1	0	1	16	9.3
ROBERT MORRIS	12/21/18	*	31	5	7	.714	2	21.000	2	21.000	2	5	7	6.2	2	0	1	1	0	1	1	14	9.7	
KENTUCKY	12/29/18	*	27	0	3	.000	0	2	.000	2	21.000	2	1	3	5.9	3	0	1	1	0	0	2	9.1	
MIAMI	01/06/19	*	34	4	9	.444	1	5	.200	4	5	.800	4	3	7	6.0	1	0	2	1	0	0	13	9.4
at Pitt	01/09/19	*	40	5	11	.455	0	3	.000	2	5	.400	3	8	11	6.3	5	1	3	2	0	1	12	9.5
at North Carolina	01/12/19	*	38	6	11	.545	1	6	.167	4	41.000	1	9	10	6.6	3	0	7	0	0	4	17	10.0	
BOSTON COLLEGE	01/16/19	*	33	5	10	.500	3	7	.429	1	3	.333	4	6	10	6.8	1	0	2	2	0	0	14	10.2
at Georgia Tech	01/19/19	*	28	2	5	.400	0	2	.000	1	3	.333	2	6	8	6.8	3	0	3	1	0	1	5	9.9
NC STATE	01/24/19	*	23	4	7	.571	2	3	.667	0	0	.000	1	1	2	6.6	3	0	0	4	0	0	10	9.9
PITT	01/26/19	*	35	4	9	.444	1	3	.333	0	0	.000	1	8	9	6.7	3	0	0	1	0	3	9	9.9
at Wake Forest	01/30/19	*	31	4	7	.571	2	5	.400	7	8	.875	0	10	10	6.9	1	0	4	2	1	3	17	10.2
NORTH CAROLINA	02/02/19	*	38	7	12	.583	4	8	.500	1	2	.500	3	5	8	6.9	1	0	0	2	2	2	19	10.6

24 Dwayne Sutton Statistics

Year	GP	GS	Min	Avg	FG	FGA	Pct	3FG	3FGA	Pct	FT	FTA	Pct	OReb	DReb	Reb	Avg	PF	FO	Ast	TO	Blk	Stl	Pts	Avg
2017-18	36	4	548	15.2	53	119	.445	17	48	.354	30	44	.682	40	104	144	4.0	70	1	21	17	13	30	153	4.3
2018-19	22	22	693	31.5	76	163	.466	31	82	.378	51	68	.750	45	107	152	6.9	58	4	41	30	6	25	234	10.6
TOTAL	58	26	1241	21.4	129	282	.457	48	130	.369	81	112	.723	85	211	296	5.1	128	5	62	47	19	55	387	6.7

- Started the final three games of the season and four for the year.
- Earned his first start against Virginia Tech, finishing the game with a career-high 17 points and 11 rebounds for his first career double-double. He also knocked down a career-high 6-of-8 free throws.
- Finished with 10 points, six rebounds and a career-high three blocks against Florida State in the ACC Tournament.
- Redshirted the 2016-17 season as a walk-on after transferring to Louisville following his freshman year at UNC Asheville. He earned a scholarship for the 2017-18 season.
- Was UNC Asheville's second-leading scorer and top rebounder in 2015-16, averaging 12.0 points and 7.7 rebounds as a freshman.
- Earned Big South Tournament MVP when he produced season highs of 25 points and 18 rebounds against Winthrop in the championship game of the Big South Tournament.
- Scored in double digits on 21 occasions and grabbed eight or more rebounds in 16 games and had three or more steals in six games.
- The Seventh Region Player of the Year and first team all-state selection in 2014-15, Sutton led Manual High School to a 25-6 record and their first regional final appearance in 15 years.
- Born Feb. 26, 1997 ... Major is sport administration.

24 Dwayne Sutton Season Highs


- Points..... 19 vs. North Carolina (2/2/19)
- Reb. 11 vs. Pittsburgh (1/9/19)
- Asst..... 7 vs. North Carolina (1/12/19)
- Blocks.... 2 vs. North Carolina (2/2/19)
- Steals.... 4 vs. North Carolina (1/12/19)
- FGM 7 vs. North Carolina (2/2/19)
- FGA 12 vs. North Carolina (2/2/19)
- 3FGM 4 vs. Tennessee (11/21/18)
- vs. North Carolina (2/2/19)
- 3FGA 8 vs. North Carolina (2/2/19)
- FT..... 7 vs. Wake Forest (1/30/19)
- FTA..... 8 vs. Nicholls State (11/8/18)
- vs. Wake Forest (1/30/19)

24 Dwayne Sutton Career Highs

- Points..... 19 vs. North Carolina (2/2/19)
- Reb. 11 vs. Virginia Tech (2/24/18)
- vs. Pittsburgh (1/9/19)
- Asst..... 7 vs. North Carolina (1/12/19)
- Blocks.... 3 vs. Florida State (3/7/18)
- Steals.... 4 vs. North Carolina (1/12/19)
- FGM 7 vs. North Carolina (2/2/19)
- FGA 12 vs. North Carolina (2/2/19)
- 3FGM 4 vs. Tennessee (11/21/18)
- vs. North Carolina (2/2/19)
- 3FGA 8 vs. North Carolina (2/2/19)
- FT..... 7 vs. Wake Forest (1/30/19)
- FTA..... 8 (3 times, latest: vs. Wake Forest, 1/30/19)

30 Ryan McMahon

G 6-0 180 Jr. - 2L Sarasota, Fla. (Cardinal Mooney HS)



■ Leads the team in free throw percentage, connecting on 93.9 percent on the year (46-of-49).

■ Thirty-two of his 44 field goals this season are three-pointers, and 94 of his 116 field goal attempts are from three-point range.

■ Scored 12 points at Wake Forest on 4-of-6 shooting from three-point range. It was his 12th career double-figure scoring outing and the fifth this season. He is second on the team with 44 assists (2.0 per game). He needs seven three-pointers for 100 in his career.

■ Hit a three-pointer with 36 seconds remaining to stretch a tight Cardinals lead to four-points in UofL's win at Seton Hall.

■ Scored a career-high 24 points to lead the Cards in scoring against No. 9 Michigan State, while knocking down 12-of-13 free throws (including 7-of-8 in overtime).

■ Handed out a career-best nine assists against Miami while scoring 12 points. The nine assists were the most for a Cardinal since Terry Rozier had nine at Florida State on Feb. 28, 2015.

■ As a sophomore last season, he connected on 25-of-60 three-pointers in UofL's 18 ACC games (.417). He scored at least nine points in nine games and made a three-pointer in 23 of his 29 games.

■ Scored 10 points against Northern Kentucky and tied a career-high with 15 points against Middle Tennessee in the NIT, his fifth and sixth double-figure scoring games of the season. He made 7-of-13 threes in the three NIT games.

■ Tied a career-high with 15 points against Albany, connecting on a career-high five threes.

■ 42 of his 54 field goals as a sophomore were three-pointers and 19 of his 20 field goals as a freshman were three-pointers.

■ Redshirted during the 2015-16 season.

■ Averaged 26.4 points, 3.3 assists, 3.0 rebounds and 2.5 steals as a senior in 2014-15 in leading Cardinal Mooney to a 26-4 record and the state final four for the first time in school history.

■ Honored as the 2015 Florida Class 3A Player of the Year, he was third in the 2015 voting for Florida Mr. Basketball.

■ His father Dave played basketball at Valparaiso, his mother Kim played volleyball and his sister played volleyball at Jacksonville.

■ Born Sept. 22, 1996 ...Major is marketing (business).

30 Ryan McMahon

Games With ...	Season	Career
Double-Figure scoring.....	5	12
5 or more rebounds.....	0	0
4 or more assists.....	3	7
A blocked shot.....	3	7
A steal.....	8	26
A three-pointer.....	15	48
20+ points.....	1	1

30 Ryan McMahon Season Highs

- Points..... 24 vs. Michigan State (11/27/18)
- Reb..... 4 vs. Seton Hall (12/1/18)
- Asst..... 9 vs. Miami (1/6/19)
- Blocks..... 1 (3 times, *latest*: vs. Pittsburgh (1/26/19))
- Steals..... 2 vs. Nicholls State (11/8/18)
vs. Georgia Tech (1/19/19)
- FGM..... 4 (3 times, *latest*: vs. Wake Forest (1/30/19))
- FGA..... 10 vs. Miami (1/6/19)
vs. Pittsburgh (1/9/19)
- 3FGM..... 4 vs. Michigan State (11/27/18)
vs. Wake Forest (1/30/19)
- 3FGA..... 9 vs. Miami (1/6/19)
- FT..... 12 vs. Michigan State (11/27/18)
- FTA..... 13 vs. Michigan State (11/27/18)

30 Ryan McMahon Career Highs

- Points..... 24 vs. Michigan State (11/27/18)
- Reb..... 5 vs. Georgia Tech (2/8/18)
- Asst..... 9 vs. Miami (1/6/19)
- Blocks..... 1 (6 times, *latest*: Pittsburgh, 1/26/19)
- Steals..... 4 vs. Georgia Tech (2/8/18)
- FGM..... 5 (3 times, *latest*: vs. Middle Tenn., 3/18/18)
- FGA..... 10 (3 times, *latest*: vs. Pittsburgh, 1/9/19)
- 3FGM..... 5 vs. Pittsburgh (1/24/17)
vs. Albany (12/10/17)
- 3FGA..... 9 vs. Miami (1/6/19)
- FT..... 12 vs. Michigan State (11/27/18)
- FTA..... 13 vs. Michigan State (11/27/18)

30 Ryan McMahon Game-by-Game

Opponent	Date	GS	Min	FG	FGA	3-Point				Rebounds				Avg	PF	FO	A	TO	Blk	Stl	Pts	Avg	
						Pct	FG	FGA	Pct	FT	FTA	Pct	Off										Def
NICHOLLS ST.	11/08/18	16	3	5	.600	2	4	.500	0	0	.000	0	1	1	1.0	1	0	0	1	0	2	8	8.0
SOUTHERN	11/13/18	21	2	4	.500	2	4	.500	2	21.000	0	1	1	1.0	1	0	6	0	0	1	8	8.0	
VERMONT	11/16/18	18	0	2	.000	0	1	.000	8	81.000	0	2	2	1.3	2	0	3	0	0	1	8	8.0	
vs Tennessee	11/21/18	21	2	6	.333	2	6	.333	0	0	.000	0	0	1.0	0	0	2	1	1	0	6	7.5	
vs Marquette	11/23/18 *	16	3	6	.500	0	2	.000	0	0	.000	0	1	1.0	2	0	0	2	0	0	6	7.2	
MICHIGAN ST.	11/27/18	20	4	8	.500	4	7	.571	12	13	.923	0	1	1.0	1	0	1	2	0	0	24	10.0	
at Seton Hall	12/01/18	17	3	8	.375	3	7	.429	0	0	.000	0	4	1.4	1	0	1	3	0	0	9	9.9	
C. ARKANSAS	12/05/18	17	1	5	.200	1	5	.200	0	0	.000	0	1	1.4	2	0	2	1	0	0	3	9.0	
at Indiana	12/08/18	23	3	7	.429	2	6	.333	3	31.000	0	1	1	1.3	3	0	1	1	0	1	11	9.2	
LIPSCOMB	12/12/18	23	2	6	.333	1	5	.200	4	41.000	0	2	2	1.4	3	0	2	0	0	1	9	9.2	
KENT STATE	12/15/18	16	1	4	.250	0	2	.000	0	0	.000	0	1	1.4	2	0	2	1	0	0	2	8.5	
ROBERT MORRIS	12/21/18	26	2	5	.400	0	3	.000	2	3	.667	0	1	1.3	1	0	4	3	0	1	6	8.3	
KENTUCKY	12/29/18	17	0	2	.000	0	1	.000	2	21.000	0	0	0	1.2	1	0	1	1	0	0	2	7.8	
MIAMI	01/06/19	28	3	10	.300	3	9	.333	3	4	.750	0	3	1.4	2	0	9	0	0	0	12	8.1	
at Pitt	01/09/19	22	4	10	.400	3	8	.375	0	0	.000	0	0	1.3	1	0	3	2	0	0	11	8.3	
at North Carolina	01/12/19	14	2	4	.500	2	4	.500	2	21.000	0	2	2	1.3	1	0	1	2	0	0	8	8.3	
BOSTON COLLEGE	01/16/19	10	0	1	.000	0	1	.000	0	0	.000	1	0	1.3	1	0	0	1	0	0	0	7.8	
at Georgia Tech	01/19/19	17	0	2	.000	0	2	.000	0	0	.000	0	1	1.3	3	0	2	0	1	2	0	7.4	
NC STATE	01/24/19	19	2	4	.500	1	3	.333	4	41.000	0	1	1	1.3	0	0	1	1	0	0	9	7.5	
PITT	01/26/19	17	1	4	.250	1	4	.250	4	41.000	0	2	2	1.3	1	0	1	3	1	0	7	7.5	
at Wake Forest	01/30/19	19	4	6	.667	4	6	.667	0	0	.000	0	1	1.3	1	0	2	0	0	1	12	7.7	
NORTH CAROLINA	02/02/19	20	2	7	.286	1	4	.250	0	0	.000	0	0	1.2	3	0	0	3	0	1	5	7.5	

30 Ryan McMahon Statistics

Year	GP	GS	Min	Avg	FG	FGA	Pct	3FG	3FGA	Pct	FT	FTA	Pct	OReb	DReb	Reb	Avg	PF	FO	Ast	TO	Blk	Stl	Pts	Avg
2016-17	28	0	176	6.3	20	60	.333	19	52	.365	12	14	.857	2	12	14	0.5	30	0	17	10	2	6	71	2.5
2017-18	29	0	452	15.6	54	128	.422	42	103	.408	27	32	.844	5	27	32	1.1	48	0	44	30	2	25	177	6.1
2018-19	22	1	417	19.0	44	116	.379	32	94	.340	46	49	.939	1	26	27	1.2	33	0	44	28	3	11	166	7.5
TOTAL	79	1	1045	13.2	118	304	.388	93	249	.373	85	95	.895	8	65	73	0.9	111	0	105	68	7	42	414	5.2

33 Jordan Nwora

F 6-7 215 So. - 1L Buffalo, N.Y. (Vermont Academy / Saxtons River, Vt.)

- Last name is pronounced WOR-uh (silent N).
- Top scorer (17.9 ppg, fifth in the ACC) and rebounder (7.7, tied for ninth in the ACC) for the Cardinals.

- Has scored in double digits in 20 of 22 games this season, including 20 or more in 10 games.

- Most improved scorer in the ACC and second in the nation, rising 12.2 points from last season (17-18: 5.7 ppg, 18-19: 17.9 ppg).

- Became just the third Louisville player over the last 17 years to score 25 or more points in back-to-back games. Nwora scored a career-high 32 points against Boston College before pouring in 25 at Georgia Tech in his last game.

- Registered his fifth double-double of the season with a career-high 32 points while pulling down 10 rebounds against Boston College. He became the first Louisville player to score 30 or more points since Wayne Blackshear had 31 points against Cal State Northridge on Dec. 23, 2014. It was just the sixth time a Louisville underclassman produced a double-double with at least 30 points.

- In his last 13 games, Nwora has averaged 18.0 points, 7.7 rebounds and shot 47.5 percent from the field, including making 35-of-83 three-pointers (.422).

- Also among the ACC leaders in field goal percentage (.479, 7th), three-point field goal percentage (.402, 6th), three-point field goals made (2.41, 8th), defensive rebounds (6.2 per game, 4th) and minutes played (31.14 per game, 22nd).

- Scored 17 points at No. 12 North Carolina, making 5-of-8 three-pointers.

- Scored 24 points against Indiana, while pulling down a career-best 14 rebounds.

- Named to the 2018 NIT Season Tip-Off All-Tournament team along with Sam Hauser of Marquette, Jordan Boond and Grant Williams of Tennessee, and Lagerald Vick and Dedric Lawson (MVP) of Kansas. Nwora averaged 19.0 points and 8.5 rebounds in two games in the event against Tennessee and Marquette.

- First UofL player in 17 years to score 20 or more in at least six of the first 12 games (since Reece Gaines in 2001-02). He is the first sophomore or freshman with 20 or more in at least six of the first 12 games in 41 years, since Darrell Griffith accomplished that feat in 1977-78. Nwora scored the Cardinals' first 11 points against Lipscomb en route to a 22-point, nine-rebound effort.

- Scored 23 points against Tennessee and recorded his first double-double with 10 rebounds.

- First underclassman with three straight 20-point scoring efforts since Donovan Mitchell on Feb.



33 Jordan Nwora	
Games With ...	Season Career
Double-Figure scoring.....	20 29
5 or more rebounds.....	24 24
4 or more assists.....	3 3
A blocked shot.....	7 10
A steal.....	16 29
A three-pointer.....	18 30
20+ points.....	10 10

18-26, 2017.

- Honored on the 2018 All-ACC Academic Team.

- UofL was 8-1 when Nwora scored in double figures his freshman year.

- ACC Rookie of the Week for games Feb. 5-11 when he averaged 12.0 points, 3.3 rebounds, shot 59.1 percent from the field and made 7-of-11 three-pointers (.636) as UofL won two of three games.

- Played for the Nigeria national team in the 2018 FIBA World Cup African Qualifiers June 29-July 1 in Lagos, Nigeria. In three games, Nwora tied for the average scoring lead among all players in the 16-team event with a 21.7 average in his three games. His 8.0 rebounding average was 10th. He scored 36 points for Nigeria in a 93-53 victory over Mali on July 1. Nwora has dual citizenship with Nigeria. His father Alex serves as the head coach of the Nigerian team.

- His father Alex Nwora has been the head men's basketball coach at Erie Community College in Buffalo, N.Y. since 1999. He played basketball at Daemen College, where he is the career rebounding leader with 1,104 rebounds ranks sixth in career scoring with 1,514 points (1989-93).

- Born Sept. 9, 1998 ... Major is exercise science.

33 Jordan Nwora Season Highs

Points..... 32 vs. Boston College (1/16/19)
 Reb. 14 vs. Indiana (12/8/18)
 Asst..... 4 (3 times, latest: vs. NC State (1/24/19))
 Blocks 1 (7 times, latest: vs. Boston College (1/16/19))
 Steals..... 3 vs. Indiana (12/8/18)
 vs. Kentucky (12/29/18)
 FGM 12 vs. Boston College (1/16/19)
 FGA 17 vs. Indiana (12/8/18)
 vs. Kentucky (12/29/18)
 3FGM 5 vs. North Carolina (1/12/19)
 vs. Boston College (1/16/19)
 3FGA 9 vs. Tennessee (11/21/18)
 vs. Boston College (1/16/19)
 FT..... 6 vs. Nicholls (11/8/18)
 vs. Michigan State (11/27/18)
 FTA..... 9 vs. Michigan State (11/27/18)

33 Jordan Nwora Career Highs

Points..... 32 vs. Boston College (1/16/19)
 Reb. 14 vs. Indiana (12/8/18)
 Asst..... 4 (3 times, latest: vs. NC State (1/24/19))
 Blocks 1 (10 times, latest: vs. Boston College (1/16/19))
 Steals..... 4 vs. Georgia Tech (2/8/18)
 FGM 12 vs. Boston College (1/16/19)
 FGA 17 vs. Indiana (12/8/18)
 vs. Kentucky (12/29/18)
 3FGM 5 (3 times, latest: vs. Boston College (1/16/19))
 3FGA 9 vs. Tennessee (11/21/18)
 vs. Boston College (1/16/19)
 FT..... 6 vs. Nicholls (11/8/18)
 vs. Michigan State (11/27/18)
 FTA..... 9 vs. Michigan State (11/27/18)

33 Jordan Nwora Game-by-Game

Opponent	Date	GS	Min	FG	FGA	Pct	3-Point			Rebounds			PF	FO	A	TO	Blk	Stl	Pts	Avg			
							FG	FGA	Pct	FT	FTA	Pct									Off	Def	Tot
NICHOLLS ST.	11/08/18	24	3	10	.300	0	4	.000	6	8	.750	0	7	7	7.0	3	0	1	3	0	2	12	12.0
SOUTHERN	11/13/18	18	7	11	.636	1	3	.333	5	6	.833	3	4	7	7.0	2	0	0	0	1	2	20	16.0
VERMONT	11/16/18	29	7	11	.636	4	7	.571	4	41	.000	1	4	5	6.3	2	0	1	2	0	0	22	18.0
vs Tennessee	11/21/18	26	8	15	.533	3	9	.333	4	5	.800	1	9	10	7.3	0	0	0	8	1	0	23	19.3
vs Marquette	11/23/18	30	5	12	.417	0	3	.000	5	51	.000	0	7	7	7.2	3	0	2	0	0	1	15	18.4
MICHIGAN ST.	11/27/18	* 39	3	9	.333	2	7	.286	6	9	.667	0	9	9	7.5	0	0	1	4	0	1	14	17.7
at Seton Hall	12/01/18	* 28	2	8	.250	0	4	.000	5	6	.833	1	5	6	7.3	0	0	2	2	1	0	9	16.4
C. ARKANSAS	12/05/18	* 20	7	10	.700	4	4	1.000	3	6	.500	1	4	5	7.0	2	0	3	1	1	1	21	17.0
at Indiana	12/08/18	* 38	8	17	.471	4	8	.500	4	6	.667	3	11	14	7.8	1	0	2	1	0	3	24	17.8
LIPSCOMB	12/12/18	* 36	8	13	.615	3	6	.500	3	4	.750	3	6	9	7.9	0	0	2	4	0	2	22	18.2
KENT STATE	12/15/18	* 27	5	11	.455	3	6	.500	0	0	.000	3	7	10	8.1	1	0	1	1	0	1	13	17.7
ROBERT MORRIS	12/21/18	* 35	7	12	.583	2	4	.500	3	5	.600	3	10	13	8.5	3	0	0	4	1	1	19	17.8
KENTUCKY	12/29/18	* 39	7	17	.412	1	5	.200	2	3	.667	2	5	7	8.4	1	0	0	1	0	3	17	17.8
MIAMI	01/06/19	* 37	8	16	.500	3	6	.500	1	11	1.000	1	6	7	8.3	1	0	1	1	0	1	20	17.9
at Pitt	01/09/19	* 40	2	14	.143	1	7	.143	3	5	.600	1	8	9	8.3	4	0	4	4	1	0	8	17.3
at North Carolina	01/12/19	* 24	5	10	.500	5	8	.625	2	4	.500	0	3	3	8.0	3	0	1	2	0	0	17	17.3
BOSTON COLLEGE	01/16/19	* 35	12	16	.750	5	9	.556	3	4	.750	1	9	10	8.1	2	0	4	2	1	1	32	18.1
at Georgia Tech	01/19/19	* 28	10	16	.625	3	7	.429	2	21	.000	3	5	8	8.1	2	0	2	1	0	1	25	18.5
NC STATE	01/24/19	* 37	3	12	.250	0	7	.000	7	10	.700	2	4	6	8.0	1	0	4	4	0	1	13	18.2
PITT	01/26/19	* 31	6	16	.375	2	6	.333	3	4	.750	1	4	5	7.9	2	0	2	1	0	1	17	18.2
at Wake Forest	01/30/19	* 31	8	15	.533	4	6	.667	0	0	.000	2	4	6	7.8	1	0	1	2	0	1	20	18.2
NORTH CAROLINA	02/02/19	* 33	3	9	.333	3	6	.500	2	21	.000	0	7	7	7.7	4	0	2	3	0	0	11	17.9

33 Jordan Nwora Statistics

Year	GP	GS	Min	Avg	FG	FGA	Pct	3FG	3FGA	Pct	FT	FTA	Pct	OReb	DReb	Reb	Avg	PF	FO	Ast	TO	Blk	Stl	Pts	Avg
2017-18	28	0	336	12.0	52	112	.464	25	57	.439	30	39	.769	15	47	62	2.2	35	0	11	23	3	17	159	5.7
2018-19	22	17	685	31.1	134	280	.479	53	132	.402	73	99	.737	32	138	170	7.7	38	0	36	51	7	23	394	17.9
TOTAL	50	17	1021	20.4	186	392	.474	78	189	.413	103	138	.746	47	185	232	4.6	73	0	47	74	10	40	553	11.1



2018-19 Louisville Men's Basketball
Louisville Combined Team Statistics (as of Feb 02, 2019)
All games



RECORD:	OVERALL	HOME	AWAY	NEUTRAL
ALL GAMES	16-6	12-2	4-2	0-2
CONFERENCE	7-2	4-1	3-1	0-0
NON-CONFERENCE	9-4	8-1	1-1	0-2

#	Player	gp-gs	min	avg	Total		3-Point		F-Throw		Rebounds				pf	dq	a	to	blk	stl	pts	avg
					fg-fga	fg%	3fg-fga	3fg%	ft-fga	ft%	off	def	tot	avg								
33	NWORA, Jordan	22-17	685	31.1	134-280	.479	53-132	.402	73-99	.737	32	138	170	7.7	38	0	36	51	7	23	394	17.9
24	SUTTON, Dwayne	22-22	693	31.5	76-163	.466	31-82	.378	51-68	.750	45	107	152	6.9	58	4	41	30	6	25	234	10.6
01	CUNNINGHAM, Christ	21-21	618	29.4	72-145	.497	20-53	.377	54-73	.740	3	39	42	2.0	23	0	96	36	2	11	218	10.4
23	ENOCH, Steven	22-14	425	19.3	77-137	.562	7-19	.368	43-52	.827	30	86	116	5.3	54	0	3	27	15	5	204	9.3
05	WILLIAMS, Malik	22-8	376	17.1	60-138	.435	18-54	.333	41-63	.651	39	77	116	5.3	54	0	8	17	32	7	179	8.1
30	McMAHON, Ryan	22-1	417	19.0	44-116	.379	32-94	.340	46-49	.939	1	26	27	1.2	33	0	44	28	3	11	166	7.5
02	PERRY, Darius	21-11	381	18.1	40-92	.435	16-46	.348	30-36	.833	3	23	26	1.2	48	0	36	29	0	10	126	6.0
13	KING, V.J.	22-5	315	14.3	31-81	.383	3-23	.130	31-38	.816	17	50	67	3.0	33	1	13	20	1	6	96	4.4
04	FORE, Khwan	22-11	431	19.6	30-77	.390	9-26	.346	13-22	.591	6	26	32	1.5	27	0	30	19	1	14	82	3.7
00	AGAU, Akoy	15-0	98	6.5	8-24	.333	0-0	.000	15-21	.714	17	19	36	2.4	16	1	3	9	4	1	31	2.1
12	REDDING, Jacob	5-0	10	2.0	2-3	.667	2-3	.667	0-0	.000	0	2	2	0.4	1	0	0	0	0	0	6	1.2
03	GRIFFIN, Jo	7-0	20	2.9	2-3	.667	0-1	.000	0-0	.000	0	0	0	0.0	0	0	0	1	0	0	4	0.6
10	BATTAILE, Wyatt	5-0	9	1.8	0-3	.000	0-3	.000	0-0	.000	0	1	1	0.2	0	0	1	1	0	0	0	0.0
Team											33	15	48		1		3					
Total.....		22	4478		576-1262	.456	191-536	.356	397-521	.762	226	609	835	38.0	386	6	311	271	71	113	1740	79.1
Opponents.....		22	4478		537-1298	.414	149-462	.323	276-405	.681	215	527	742	33.7	472	-	261	280	76	126	1499	68.1

TEAM STATISTICS	LOU	OPP	Date	Opponent	Score	Att.
SCORING	1740	1499	11/08/18	NICHOLLS ST.	W 85-72	15355
Points per game	79.1	68.1	11/13/18	SOUTHERN U.	W 104-54	14939
Scoring margin	+11.0	-	11/16/18	VERMONT	W 86-78	15977
FIELD GOALS-ATT	576-1262	537-1298	11/21/18	vs Tennessee	L 81-92	4981
Field goal pct	.456	.414	11/23/18	vs Marquette	Lot 74-77	5491
3 POINT FG-ATT	191-536	149-462	11/27/18	MICHIGAN ST.	Wot 82-78	15477
3-point FG pct	.356	.323	12/01/18	at Seton Hall	W 70-65	8505
3-pt FG made per game	8.7	6.8	12/05/18	CENTRAL ARKANSAS	W 86-41	14920
FREE THROWS-ATT	397-521	276-405	12/08/18	at Indiana	L 67-68	17222
Free throw pct	.762	.681	12/12/18	LIPSCOMB	W 72-68	14197
F-Throws made per game	18.0	12.5	12/15/18	KENT ST.	W 83-70	15117
REBOUNDS	835	742	12/21/18	ROBERT MORRIS	W 73-59	16249
Rebounds per game	38.0	33.7	12/29/18	KENTUCKY	L 58-71	20882
Rebounding margin	+4.2	-	* 01/06/19	MIAMI (FL)	W 90-73	15050
ASSISTS	311	261	* 01/09/19	at Pitt	Lot 86-89	6290
Assists per game	14.1	11.9	* 01/12/19	at North Carolina	W 83-62	21243
TURNOVERS	271	280	* 01/16/19	BOSTON COLLEGE	W 80-70	14898
Turnovers per game	12.3	12.7	* 01/19/19	at Georgia Tech	W 79-51	8600
Turnover margin	+0.4	-	* 01/24/19	NC STATE	W 84-77	16322
Assist/turnover ratio	1.1	0.9	* 01/26/19	PITTSBURGH	W 66-51	16929
STEALS	113	126	* 01/30/19	at Wake Forest	W 82-54	7031
Steals per game	5.1	5.7	* 02/02/19	NORTH CAROLINA	L 69-79	19985
BLOCKS	71	76				
Blocks per game	3.2	3.5				
ATTENDANCE	226297	79363				
Home games-Avg/Game	14-16164	6-11482				
Neutral site-Avg/Game	-	2-5236				

* = Conference game

Score by Periods	1st	2nd	OT	Totals
Louisville	842	870	28	1740
Opponents	707	762	30	1499



2018-19 Louisville Men's Basketball
Louisville Combined Team Statistics (as of Feb 02, 2019)
Conference games only



RECORD:	OVERALL	HOME	AWAY	NEUTRAL
ALL GAMES	7-2	4-1	3-1	0-0
CONFERENCE	7-2	4-1	3-1	0-0
NON-CONFERENCE	0-0	0-0	0-0	0-0

#	Player	gp-gs	min	avg	Total		3-Point		F-Throw		Rebounds			pf	dq	a	to	blk	stl	pts	avg	
					fg-fga	fg%	3fg-fga	3fg%	ft-fa	ft%	off	def	tot									avg
33	NWORA, Jordan	9-9	296	32.9	57-124	.460	26-62	.419	23-32	.719	11	50	61	6.8	20	0	21	20	2	6	163	18.1
24	SUTTON, Dwayne	9-9	300	33.3	41-81	.506	14-42	.333	20-30	.667	19	56	75	8.3	21	1	21	15	3	14	116	12.9
01	CUNNINGHAM, Christ	9-9	307	34.1	35-64	.547	7-22	.318	26-35	.743	2	22	24	2.7	10	0	58	17	1	5	103	11.4
05	WILLIAMS, Malik	9-8	169	18.8	36-76	.474	10-28	.357	14-19	.737	20	29	49	5.4	23	0	2	10	12	1	96	10.7
23	ENOCH, Steven	9-1	174	19.3	36-61	.590	4-12	.333	13-17	.765	14	38	52	5.8	21	0	1	13	3	3	89	9.9
30	McMAHON, Ryan	9-0	166	18.4	18-48	.375	15-41	.366	13-14	.929	1	10	11	1.2	13	0	19	12	2	4	64	7.1
04	FORE, Khwan	9-8	193	21.4	16-40	.400	6-12	.500	0-0	.000	5	12	17	1.9	11	0	13	12	0	8	38	4.2
02	PERRY, Darius	8-1	105	13.1	8-29	.276	4-15	.267	7-9	.778	0	7	7	0.9	14	0	8	6	0	3	27	3.4
13	KING, V.J.	9-0	86	9.6	7-18	.389	0-3	.000	7-8	.875	9	14	23	2.6	15	0	3	2	1	1	21	2.3
03	GRIFFIN, Jo	4-0	7	1.8	1-1	1.000	0-0	.000	0-0	.000	0	0	0	0.0	0	0	0	1	0	0	2	0.5
10	BATTAILE, Wyatt	3-0	3	1.0	0-0	.000	0-0	.000	0-0	.000	0	0	0	0.0	0	0	1	0	0	0	0	0.0
12	REDDING, Jacob	3-0	3	1.0	0-0	.000	0-0	.000	0-0	.000	0	0	0	0.0	0	0	0	0	0	0	0	0.0
00	AGAU, Akoy	5-0	16	3.2	0-4	.000	0-0	.000	0-0	.000	2	3	5	1.0	5	0	0	3	0	0	0	0.0
Team											14	5	19									
Total.....		9	1825		255-546	.467	86-237	.363	123-164	.750	97	246	343	38.1	153	1	147	111	24	45	719	79.9
Opponents.....		9	1825		218-541	.403	56-193	.290	114-174	.655	105	217	322	35.8	168	-	103	129	29	54	606	67.3

TEAM STATISTICS	LOU	OPP	Date	Opponent	Score	Att.
SCORING	719	606	* 01/06/19	MIAMI (FL)	W 90-73	15050
Points per game	79.9	67.3	* 01/09/19	at Pitt	Lot 86-89	6290
Scoring margin	+12.6	-	* 01/12/19	at North Carolina	W 83-62	21243
FIELD GOALS-ATT	255-546	218-541	* 01/16/19	BOSTON COLLEGE	W 80-70	14898
Field goal pct	.467	.403	* 01/19/19	at Georgia Tech	W 79-51	8600
3 POINT FG-ATT	86-237	56-193	* 01/24/19	NC STATE	W 84-77	16322
3-point FG pct	.363	.290	* 01/26/19	PITTSBURGH	W 66-51	16929
3-pt FG made per game	9.6	6.2	* 01/30/19	at Wake Forest	W 82-54	7031
FREE THROWS-ATT	123-164	114-174	* 02/02/19	NORTH CAROLINA	L 69-79	19985
Free throw pct	.750	.655	* = Conference game			
F-Throws made per game	13.7	12.7				
REBOUNDS	343	322				
Rebounds per game	38.1	35.8				
Rebounding margin	+2.3	-				
ASSISTS	147	103				
Assists per game	16.3	11.4				
TURNOVERS	111	129				
Turnovers per game	12.3	14.3				
Turnover margin	+2.0	-				
Assist/turnover ratio	1.3	0.8				
STEALS	45	54				
Steals per game	5.0	6.0				
BLOCKS	24	29				
Blocks per game	2.7	3.2				
ATTENDANCE	83184	43164				
Home games-Avg/Game	5-16637	4-10791				
Neutral site-Avg/Game	-	0-0				

Score by Periods	1st	2nd	OT	Totals
Louisville	344	368	7	719
Opponents	305	291	10	606

2018-19 Louisville Men's Basketball Game-by-Game Team Statistics

Teams	FG-FGA	Pct	3Pt-Att	Pct	FT-FTA	Pct	O	D	Reb	PF-D	Asst	TO	Blk	Stl	1H	2H	OT	TOT
Nicholls	24-63	.381	12-31	.387	12-16	.750	8	22	30	38-5	13	12	3	5	25	47		72
LOUISVILLE	19-40	.475	5-15	.333	42-55	.764	5	34	39	12-0	8	13	3	7	35	50		85
Southern	18-46	.391	3-10	.300	15-24	.625	8	14	22	39-3	6	23	0	2	22	32		54
LOUISVILLE	32-55	.582	9-25	.360	31-39	.795	14	23	37	26-0	17	13	3	5	49	55		104
Vermont	26-53	.491	9-23	.391	17-19	.895	4	20	24	26-1	9	8	1	5	35	43		78
LOUISVILLE	26-49	.531	8-19	.421	26-33	.788	7	23	30	21-1	14	10	2	2	45	41		86
Tennessee	34-63	.540	8-22	.364	16-25	.640	10	28	38	19-0	22	10	8	5	45	47		92
LOUISVILLE	26-59	.441	11-28	.393	18-24	.750	9	23	32	21-1	15	14	3	7	40	41		81
Marquette	25-63	.397	7-18	.389	20-23	.870	11	29	40	21-1	10	10	5	6	30	38	9	77
LOUISVILLE	26-69	.377	6-20	.300	16-21	.762	14	27	41	20-1	11	9	4	6	35	33	6	74
Michigan State	28-59	.475	8-20	.400	14-23	.609	11	36	47	29-1	14	17	3	5	32	35	11	78
LOUISVILLE	21-53	.396	10-29	.345	30-41	.732	4	26	30	21-1	9	10	4	6	38	29	15	82
Seton Hall	25-62	.483	3-18	.167	12-15	.800	6	22	28	15-0	11	7	4	6	34	31		65
LOUISVILLE	25-57	.439	9-27	.333	11-12	.917	10	32	42	14-0	13	16	7	4	36	34		70
Central Arkansas	16-64	.250	5-24	.208	4-7	.571	11	25	36	21-0	6	15	1	2	23	18		41
LOUISVILLE	31-60	.517	9-28	.321	15-22	.682	8	40	48	15-0	20	11	2	5	52	34		86
Indiana	24-49	.490	4-14	.286	16-25	.640	3	30	33	13-0	10	10	2	6	28	40		68
LOUISVILLE	23-60	.383	11-32	.344	10-13	.769	9	27	36	22-1	14	9	4	6	33	34		67
Lipscomb	23-65	.354	9-25	.360	13-18	.722	11	24	35	19-0	17	11	4	8	33	35		68
LOUISVILLE	23-61	.377	8-23	.348	18-22	.818	16	33	49	15-0	13	17	4	6	34	38		72
Kent State	24-52	.462	11-24	.458	11-16	.688	7	20	27	21-1	13	11	2	5	28	42		70
LOUISVILLE	26-51	.510	9-18	.500	22-29	.759	10	24	34	19-0	14	10	2	5	45	38		83
Robert Morris	23-61	.377	8-20	.400	5-9	.556	10	16	26	23-0	15	10	7	8	32	27		59
LOUISVILLE	23-47	.489	5-15	.333	22-27	.815	10	31	41	14-0	10	16	6	4	29	44		73
Kentucky	29-57	.509	6-20	.300	7-11	.636	10	24	34	21-0	11	9	8	9	35	36		71
LOUISVILLE	20-55	.364	5-20	.250	13-19	.684	13	20	33	12-0	7	12	2	5	27	31		58
Miami	24-56	.429	10-26	.385	15-20	.750	11	24	35	16-0	7	13	0	4	41	32		73
LOUISVILLE	33-69	.478	13-31	.419	11-15	.733	15	24	39	16-0	19	7	1	1	40	50		90
Pittsburgh	32-61	.525	9-20	.450	16-33	.485	7	24	31	26-2	15	12	6	6	38	41	10	89
LOUISVILLE	31-68	.456	7-28	.250	17-23	.739	14	27	41	24-1	17	18	5	2	28	51	7	86
North Carolina	20-58	.345	3-22	.136	19-27	.704	13	18	31	21-0	13	14	3	9	34	28		62
LOUISVILLE	28-54	.519	11-26	.423	16-26	.615	10	30	40	20-0	17	14	1	8	43	40		83
Boston College	27-60	.450	7-23	.304	9-12	.750	6	24	30	15-0	14	12	3	6	33	37		70
LOUISVILLE	29-62	.468	12-29	.414	10-14	.714	12	29	41	11-0	16	13	2	6	43	37		80
Georgia Tech	19-50	.380	1-10	.100	12-24	.500	6	27	33	17-0	13	17	6	6	16	35		51
LOUISVILLE	31-66	.470	7-24	.292	10-14	.714	11	32	43	22-0	21	11	2	5	43	36		79
NC State	30-65	.462	12-27	.444	5-7	.714	15	23	38	23-1	14	23	2	6	41	36		77
LOUISVILLE	26-53	.491	8-23	.348	24-29	.828	7	19	26	12-0	13	15	3	5	42	42		84
Pittsburgh	19-54	.352	6-21	.286	7-13	.538	9	27	36	19-0	8	17	4	4	33	18		51
LOUISVILLE	22-56	.393	8-23	.348	14-16	.875	9	30	39	15-0	14	13	4	8	29	37		66
Wake Forest	18-68	.265	2-20	.100	16-19	.842	20	19	39	16-0	3	11	2	6	25	29		54
LOUISVILLE	29-56	.518	10-24	.417	14-18	.778	11	31	42	17-0	16	11	3	6	48	34		82
North Carolina	29-69	.420	6-24	.250	15-19	.789	18	31	49	15-0	16	10	3	7	44	35		79
LOUISVILLE	26-62	.419	10-29	.345	7-9	.778	7	25	32	16-0	14	11	3	4	28	41		69



2018-19 Louisville Men's Basketball
Louisville Points-Rebounds-Assists (as of Feb 02, 2019)
All games



Opponent	Date	Score		00	01	02	03	04	05	10
				AGAU,AKOY	CUNNINGHAM	PERRY,DARI	GRIFFIN,JO	FORE,KHWAN	WILLIAMS,M	BATTAILE,W
NICHOLLS ST.	11/08/18	85-72	w	DNP	6-1-1	14-2-1	DNP	5-2-1	4-4-0	DNP
SOUTHERN U.	11/13/18	104-54	w	7-7-1	5-2-3	13-1-1	2-0-0	6-1-1	17-5-0	0-0-0
VERMONT	11/16/18	86-78	w	DNP	2-1-4	17-2-4	DNP	0-0-0	5-5-1	DNP
vs Tennessee	11/21/18	81-92	L	11-5-0	8-1-1	8-1-8	DNP	1-1-0	3-3-1	DNP
vs Marquette	11/23/18	74-77	L	6-2-0	16-2-3	4-1-1	DNP	5-0-3	2-4-1	DNP
MICHIGAN ST.	11/27/18	82-78	w	2-4-0	13-1-5	2-1-1	DNP	4-0-1	7-3-0	DNP
at Seton Hall	12/01/18	70-65	w	2-3-1	7-3-3	9-1-1	DNP	4-3-2	6-2-1	DNP
CENTRAL ARKANSAS	12/05/18	86-41	w	3-5-1	2-1-5	2-5-2	0-0-0	5-3-1	7-6-0	0-1-0
at Indiana	12/08/18	67-68	L	0-0-0	16-1-3	0-2-2	DNP	0-1-2	2-5-2	DNP
LIPSCOMB	12/12/18	72-68	w	0-3-0	3-0-2	7-0-3	DNP	2-1-1	10-13-0	DNP
KENT ST.	12/15/18	83-70	w	0-1-0	17-3-4	9-0-1	0-0-0	9-0-2	13-5-0	DNP
ROBERT MORRIS	12/21/18	73-59	w	0-1-0	DNP	9-2-3	DNP	0-2-2	5-6-0	DNP
KENTUCKY	12/29/18	58-71	L	DNP	20-2-4	5-1-0	DNP	3-1-1	2-6-0	DNP
MIAMI (FL)	01/06/19	90-73	w	0-0-0	11-4-5	2-0-0	0-0-0	3-1-1	19-11-0	DNP
at Pitt	01/09/19	86-89	L	0-2-0	23-2-5	5-0-0	DNP	2-0-0	7-3-0	DNP
at North Carolina	01/12/19	83-62	w	DNP	10-3-5	3-2-2	0-0-0	2-2-1	7-2-0	0-0-0
BOSTON COLLEGE	01/16/19	80-70	w	0-1-0	9-4-8	5-0-0	DNP	6-2-1	8-8-1	DNP
at Georgia Tech	01/19/19	79-51	w	0-0-0	9-2-11	4-2-1	2-0-0	2-3-2	13-5-0	0-0-0
NC STATE	01/24/19	84-77	w	DNP	17-4-4	0-0-0	DNP	9-3-4	14-4-0	DNP
PITTSBURGH	01/26/19	66-51	w	DNP	5-1-7	DNP	DNP	8-2-2	6-4-1	DNP
at Wake Forest	01/30/19	82-54	w	0-2-0	4-0-4	0-2-3	0-0-0	4-2-1	13-8-0	0-0-1
NORTH CAROLINA	02/02/19	69-79	L	DNP	15-4-9	8-1-2	DNP	2-2-1	9-4-0	DNP

Opponent	Date	Score		12	13	23	24	30	33
				REDDING,JA	KING,VJ	ENOCH,STEV	SUTTON,DWA	MCMAHON,RY	NWORA,JORD
NICHOLLS ST.	11/08/18	85-72	w	DNP	12-6-1	15-8-1	9-6-2	8-1-0	12-7-1
SOUTHERN U.	11/13/18	104-54	w	3-1-0	8-3-2	13-4-0	2-5-3	8-1-6	20-7-0
VERMONT	11/16/18	86-78	w	DNP	14-4-0	14-3-0	4-5-1	8-2-3	22-5-1
vs Tennessee	11/21/18	81-92	L	DNP	9-3-2	0-2-0	12-5-1	6-0-2	23-10-0
vs Marquette	11/23/18	74-77	L	DNP	5-7-0	10-5-0	5-6-0	6-1-0	15-7-2
MICHIGAN ST.	11/27/18	82-78	w	DNP	0-2-0	3-1-0	13-6-0	24-1-1	14-9-1
at Seton Hall	12/01/18	70-65	w	DNP	4-3-1	8-3-0	12-9-1	9-4-1	9-6-2
CENTRAL ARKANSAS	12/05/18	86-41	w	3-1-0	17-6-4	16-9-0	7-4-2	3-1-2	21-5-3
at Indiana	12/08/18	67-68	L	DNP	0-0-0	6-5-1	8-5-1	11-1-1	24-14-2
LIPSCOMB	12/12/18	72-68	w	DNP	0-2-0	5-7-0	14-9-3	9-2-2	22-9-2
KENT ST.	12/15/18	83-70	w	DNP	0-3-0	4-3-0	16-7-4	2-1-2	13-10-1
ROBERT MORRIS	12/21/18	73-59	w	DNP	4-3-0	16-5-0	14-7-1	6-1-4	19-13-0
KENTUCKY	12/29/18	58-71	L	DNP	2-2-0	5-9-0	2-3-1	2-0-1	17-7-0
MIAMI (FL)	01/06/19	90-73	w	DNP	4-3-1	6-2-0	13-7-2	12-3-9	20-7-1
at Pitt	01/09/19	86-89	L	DNP	4-3-1	14-7-1	12-11-3	11-0-3	8-9-4
at North Carolina	01/12/19	83-62	w	0-0-0	2-1-0	17-11-0	17-10-7	8-2-1	17-3-1
BOSTON COLLEGE	01/16/19	80-70	w	DNP	0-2-0	6-3-0	14-10-2	0-1-0	32-10-4
at Georgia Tech	01/19/19	79-51	w	0-0-0	4-6-0	15-6-0	5-8-3	0-1-2	25-8-2
NC STATE	01/24/19	84-77	w	DNP	2-0-0	10-4-0	10-2-0	9-1-1	13-6-4
PITTSBURGH	01/26/19	66-51	w	DNP	2-3-1	12-11-0	9-9-0	7-2-1	17-5-2
at Wake Forest	01/30/19	82-54	w	0-0-0	3-4-0	9-4-0	17-10-4	12-1-2	20-6-1
NORTH CAROLINA	02/02/19	69-79	L	DNP	0-1-0	0-4-0	19-8-0	5-0-0	11-7-2



**2018-19 Louisville Men's Basketball
Louisville Game-by-Game Highs (as of Feb 02, 2019)
All games**



Opponent	Date	Score	Points	Rebounds	Assists	Steals	Blocked shots
NICHOLLS ST.	11/08/18	85-72	15-ENOCH, Steven	8-ENOCH, Steven	2-SUTTON, Dwayne	2-NWORA, Jordan McMAHON, Ryan	2-ENOCH, Steven
SOUTHERN U.	11/13/18	104-54	20-NWORA, Jordan	7-AGAU, Akoy NWORA, Jordan	6-McMAHON, Ryan	2-NWORA, Jordan	1-ENOCH, Steven AGAU, Akoy NWORA, Jordan
VERMONT	11/16/18	86-78	22-NWORA, Jordan	5-NWORA, Jordan WILLIAMS, Malik SUTTON, Dwayne	4-CUNNINGHAM, Ch PERRY, Darius	1-McMAHON, Ryan WILLIAMS, Malik	2-WILLIAMS, Malik
vs Tennessee	11/21/18	81-92	23-NWORA, Jordan	10-NWORA, Jordan	8-PERRY, Darius	3-PERRY, Darius	1-NWORA, Jordan WILLIAMS, Malik McMAHON, Ryan
vs Marquette	11/23/18	74-77	16-CUNNINGHAM, C	7-NWORA, Jordan KING, V.J.	3-FORE, Khwan CUNNINGHAM, Chr	2-KING, V.J. SUTTON, Dwayne	2-ENOCH, Steven
MICHIGAN ST.	11/27/18	82-78	24-McMAHON, Ryan	9-NWORA, Jordan	5-CUNNINGHAM, Ch	3-WILLIAMS, Malik	1-CUNNINGHAM, Ch SUTTON, Dwayne AGAU, Akoy WILLIAMS, Malik
at Seton Hall	12/01/18	70-65	12-SUTTON, Dwayne	9-SUTTON, Dwayne	3-CUNNINGHAM, Ch	2-KING, V.J.	4-WILLIAMS, Malik
CENTRAL ARKANSAS	12/05/18	86-41	21-NWORA, Jordan	9-ENOCH, Steven	5-CUNNINGHAM, Ch	2-FORE, Khwan	1-WILLIAMS, Malik NWORA, Jordan
at Indiana	12/08/18	67-68	24-NWORA, Jordan	14-NWORA, Jordan	3-CUNNINGHAM, Ch	3-NWORA, Jordan	3-WILLIAMS, Malik
LIPSCOMB	12/12/18	72-68	22-NWORA, Jordan	13-WILLIAMS, Malik	3-SUTTON, Dwayne PERRY, Darius	2-PERRY, Darius NWORA, Jordan	3-WILLIAMS, Malik
KENT ST.	12/15/18	83-70	17-CUNNINGHAM, C	10-NWORA, Jordan	4-SUTTON, Dwayne CUNNINGHAM, Chr	1-NWORA, Jordan ENOCH, Steven FORE, Khwan SUTTON, Dwayne CUNNINGHAM, Chr	1-ENOCH, Steven WILLIAMS, Malik
ROBERT MORRIS	12/21/18	73-59	19-NWORA, Jordan	13-NWORA, Jordan	4-McMAHON, Ryan	1-SUTTON, Dwayne NWORA, Jordan ENOCH, Steven McMAHON, Ryan	3-ENOCH, Steven
KENTUCKY	12/29/18	58-71	20-CUNNINGHAM, C	9-ENOCH, Steven	4-CUNNINGHAM, Ch	3-NWORA, Jordan	1-ENOCH, Steven FORE, Khwan
MIAMI (FL)	01/06/19	90-73	20-NWORA, Jordan	11-WILLIAMS, Malik	9-McMAHON, Ryan	1-NWORA, Jordan	1-WILLIAMS, Malik
at Pitt	01/09/19	86-89	23-CUNNINGHAM, C	11-SUTTON, Dwayne	5-CUNNINGHAM, Ch	1-FORE, Khwan SUTTON, Dwayne	2-WILLIAMS, Malik
at North Carolina	01/12/19	83-62	17-ENOCH, Steven NWORA, Jordan SUTTON, Dwayne	11-ENOCH, Steven	7-SUTTON, Dwayne	4-SUTTON, Dwayne	1-ENOCH, Steven
BOSTON COLLEGE	01/16/19	80-70	32-NWORA, Jordan	10-SUTTON, Dwayne NWORA, Jordan	8-CUNNINGHAM, Ch	1-CUNNINGHAM, Ch FORE, Khwan WILLIAMS, Malik KING, V.J. NWORA, Jordan PERRY, Darius	1-NWORA, Jordan WILLIAMS, Malik
at Georgia Tech	01/19/19	79-51	25-NWORA, Jordan	8-NWORA, Jordan SUTTON, Dwayne	11-CUNNINGHAM, C	2-McMAHON, Ryan	1-McMAHON, Ryan KING, V.J.
NC STATE	01/24/19	84-77	17-CUNNINGHAM, C	6-NWORA, Jordan	4-NWORA, Jordan CUNNINGHAM, Chr FORE, Khwan	2-FORE, Khwan	3-WILLIAMS, Malik
PITTSBURGH	01/26/19	66-51	17-NWORA, Jordan	11-ENOCH, Steven	7-CUNNINGHAM, Ch	3-SUTTON, Dwayne	3-WILLIAMS, Malik
at Wake Forest	01/30/19	82-54	20-NWORA, Jordan	10-SUTTON, Dwayne	4-CUNNINGHAM, Ch SUTTON, Dwayne	3-SUTTON, Dwayne	1-ENOCH, Steven SUTTON, Dwayne WILLIAMS, Malik
NORTH CAROLINA	02/02/19	69-79	19-SUTTON, Dwayne	8-SUTTON, Dwayne	9-CUNNINGHAM, Ch	2-SUTTON, Dwayne	2-SUTTON, Dwayne

2018-19 Louisville Men's Basketball Miscellaneous Statistics

Louisville's Record When the Cardinals ...

Lead at halftime	13-2
Trail at halftime	3-4
Are tied at halftime	0-0
Shoot better from the field than opponent	15-0
Shoot worse from the field than opponent	1-6
Shoot 50 percent or better from the field	6-0
Shoot below 50 percent from the field	10-6
Opp. shoots 50 pct. or better from the field	0-3
Opp. shoots below 50 pct. from the field	16-3
Make 7 or fewer three-point goals	3-3
Make more than 7 three-point goals	13-3
Attempt 20 or fewer three-point goals	4-2
Attempt more than 20 three-point goals	12-4
Shoot more free throws than their opp.	12-1
Opponent shoots more free throws	4-5
Outrebound their opponent	14-3
Are outrebounded by their opponent	2-3
Bench outscores the opponent bench	13-5
Opponent bench outscores their bench	2-0
Commit fewer turnovers than their opp.	8-1
Commit more turnovers than their opp.	6-5
Commit same number of turnover as opp.	2-0
Commit 15 or fewer turnovers	13-5
Commit more than 15 turnovers	3-1
Lead with 5:00 Remaining	15-1
Trail with 5:00 Remaining	1-5
Tied with 5:00 Remaining	0-0
1-3 point margins	0-3
4-5 point margins	3-0
6-10 point margins	3-1
11-19 point margins	5-2
20 or more point margins	5-0
Overtime games	1-2
Vs. Top 25 teams	3-3
Home games	12-2
Away games	4-2
Neutral games	0-2
Score 59 or fewer points	0-1
Score 60-69 points	1-2
Score 70-79 points	3-1
Score 80-89 points	9-2
Score 90 or more points	2-0
Allow 59 or fewer points	6-0
Allow 60-69 points	3-1
Allow 70-79 points	7-3
Allow 80 or more points	0-2

Double-Doubles

Nwora	5	Sutton	4
Enoch	2	Williams	2

Points Off Turnovers

Louisville	313	Opponents	291
------------------	-----	-----------------	-----

Bench Scoring

Louisville	607 (27.5)	Opp	374 (17.0)
------------------	------------	-----------	------------

Rebounding Advantage

Louisville	17	Opponents	5
------------------	----	-----------------	---

Attendance

Home	226,297	(16,164 avg.)
Away	68,891	(11,482 avg.)
Neutral	10,472	(5,236 avg.)
Total	305,660	(13,894 avg.)

Double-Figure

Scoring Games

Nwora	20
Sutton	13
Enoch	11
Cunningham	10
Williams	7
McMahon	5
King	3
Perry	3
Agau	1

Games Leading

UofL in Scoring

Nwora	13
Cunningham	5
Sutton	3
Enoch	2
McMahon	1

Games Leading

UofL in Rebounding

Nwora	11
Sutton	7
Enoch	5
Williams	3
Agau	1
King	1

Games Leading

UofL in Assists

Cunningham	16
Sutton	4
McMahon	3
Perry	3
Fore	2
Nwora	1

Games Leading

Scored Louisville's First Points

<i>Who</i>	
Sutton	5
Enoch	4
Cunningham	3
Nwora	3
Perry	3
King	2
Williams	2

How

3-pointer	9
Dunk	5
Layup	4
Free Throw	2
Jumper	2

Dunks 67

Enoch	25
Nwora	20
Williams	9
King	6
Sutton	6
Fore	1

Charges Taken 23

McMahon	7
Williams	4
Perry	4
Sutton	3
Agau	2
Cunningham	1
Fore	1
Nwora	1

Jump Balls Controlled

Louisville	13	(Enoch 11, Williams 2)
Opponents	9	

Starting Lineups

W-L	Forward	Forward	Center	Guard	Guard
6-2	Nwora	Sutton	Williams	Cunningham	Fore
4-2	Nwora	Sutton	Enoch	Cunningham	Perry
3-1	King	Sutton	Enoch	Cunningham	Perry
2-0	Nwora	Sutton	Enoch	Cunningham	Fore
1-0	Nwora	Sutton	Enoch	Perry	Fore
0-1	King	Sutton	Enoch	Cunningham	McMahon

Scoring Summary

	1st Half	2nd Half	OT	Total
Louisville	842	870	28	1740
Opponents	707	762	30	1499

Leads and Deficits

UL's Biggest Halftime Lead	29 vs. Central Arkansas (12/5)
UL's Biggest Halftime Lead Blown	6 vs. Michigan State (11/27)
UL's Biggest Halftime Deficit	
Overcome	10 (28-38) vs. Pittsburgh (1/9)
UL's Biggest 2nd Half Lead	53 (104-51) vs. Southern (11/13)
UL's Biggest 2nd Half Lead Blown	12 (50-38) vs. Lipscomb (12/12)
UL's Biggest 2nd Half Deficit	18 twice
<i>latest:</i> (53-71) vs. North Carolina (2/2)	
UL's Biggest 2nd Half Deficit	
Overcome	16 (37-53) vs. Pittsburgh (1/9)
UL's Biggest Overall Lead	53 (104-51) vs. Southern (11/13)
UL's Biggest Lead Blown	12 three times
<i>latest:</i> (50-38) vs. Lipscomb (12/12)	
UL's Biggest Overall Deficit	19 (23-42) vs. North Carolina (2/2)
UL's Biggest Deficit Overcome	16 (37-53) vs. Pittsburgh (1/9)

Home, Road and Half Statistics

Halftime Leads	UL 15, Opp 7, Tied 0
FG% in KFC Yum! Center	462 (357-773)
FG% Away from Home	448 (219-489)
3 Pt FG% in KFC Yum! Center	364 (119-327)
3 Pt FG% Away from Home	344 (72-209)
FT% in KFC Yum! Center	770 (285-370)
FT% Away from Home	742 (112-151)
Scoring Average	
in KFC Yum! Center	79.9 (1118 pts.)
Scoring Avg. on the Road	77.8 (622 pts.)
Opp. Scoring Average	
in KFC Yum! Center	67.2 (941 pts.)
Opp. Scoring Average	
on the Road	69.8 (558 pts.)
Most 1st Half Points	52 vs. Central Arkansas (12/5)
Most 2nd Half Points	55 vs. Southern (11/13)
Fewest 1st Half Points	27 vs. Kentucky (12/29)
Fewest 2nd Half Points	29 vs. Michigan State (11/27)
Largest Halftime Lead	29 vs. Central Arkansas (12/5)
Largest Halftime Deficit	16 vs. North Carolina (2/2)

2018-19 Louisville Men's Basketball Team Superlatives

Louisville High	Louisville Low	Statistical Category	Opponent High	Opponent Low
104 vs. Southern (11/13)	58 vs. Kentucky (12/29)	Points	92 by Tennessee (11/21)	41 by Central Arkansas (12/5)
52 vs. Central Arkansas (12/5)	27 Kentucky (12/29)	First Half Points	45 by Tennessee (11/21)	16 by Georgia Tech (1/19)
55 vs. vs. Southern (11/13)	29 vs. Michigan State (11/27)	Second Half Points	47 by Nicholls St., Tennessee	18 by Cen. Ark., Pitt (1/26)
33 vs. Miami (1/6)	19 vs. Nicholls St. (11/8)	Field Goals	34 by Tennessee (11/21)	16 by Central Arkansas (12/5)
69 vs. Marquette (11/23) , Miami (1/6)	40 vs. Nicholls St. (11/8)	Field Goal Attempts	69 by North Carolina (2/2)	46 by Southern (11/13)
.582 vs. Southern (11/13)	.364 vs. Kentucky (12/29)	FG Percentage	.540 by Tennessee (11/21)	.250 by Central Arkansas (12/5)
13 vs. Miami (1/6)	5 three times latest: vs. Kentucky (12/29)	3-Point Field Goals	12 by Nicholls St. (11/8) by NC State (1/24)	1 by Georgia Tech (1/19)
32 vs. Indiana (12/8)	15 vs. Nicholls St., Robert Morris	3-Point Field Goal Att.	31 by Nicholls St. (11/8)	10 by Southern, Georgia Tech
.500 vs. Kent State (12/15)	.250 vs. Kentucky, Pittsburgh	3-Point FG Percentage	.458 by Kent State (12/15)	.100 by Georgia Tech (1/19) by Wake Forest (1/30)
42 vs. Nicholls St. (11/8)	7 vs. North Carolina (2/2)	Free Throws	20 by Marquette (11/23)	4 by Central Arkansas (12/5)
55 vs. Nicholls St. (11/8)	9 vs. North Carolina (2/2)	Free Throw Attempts	33 by Pittsburgh (1/9)	7 by C. Arkansas, NC State
.917 vs. Seton Hall (12/1)	.615 vs. North Carolina (1/12)	Free Throw Percentage	.895 by Vermont (11/16)	.485 by Pittsburgh (1/9)
16 vs. Lipscomb (12/12)	4 vs. Michigan State (11/27)	Offensive Rebounds	20 by Wake Forest (1/30)	3 by Indiana (12/8)
40 vs. Central Arkansas (12/5)	19 vs. NC State (1/24)	Defensive Rebounds	31 by North Carolina (2/2)	14 by Southern (11/13)
49 by Lipscomb (12/12)	26 vs. NC State (1/24)	Total Rebounds	49 by North Carolina (2/2)	22 by Southern (11/13)
26 vs. Southern (11/13)	11 vs. Boston College (1/16)	Fouls	39 by Southern (11/13)	13 by Indiana (12/8)
21 vs. Georgia Tech (1/19)	7 vs. Kentucky (12/29)	Assists	22 by Tennessee (11/21)	3 by Wake Forest (1/30)
18 vs. Pittsburgh (1/9)	7 vs. Miami (1/6)	Turnovers	23 by Southern, NC State	7 by Seton Hall (12/1)
7 vs. Seton Hall (12/1)	1 vs. Miami (1/6) vs. North Carolina (1/12)	Blocked Shots	8 by Tennessee (11/21) by Kentucky (12/29)	0 by Southern (11/13) by Miami (1/6)
8 vs. UNC (1/12), Pitt (1/26)	1 vs. Miami (1/6)	Steals	9 by Kentucky, North Carolina	2 by Southern, Central Ark.

2018-19 Louisville Men's Basketball Individual Superlatives

	Louisville	Opponent
Points	32 by Jordan Nwora vs. Boston College (1/16)	33 by Trey McGowens, Pittsburgh (1/9)
Field Goals Made	12 by Jordan Nwora vs. Boston College (1/16)	12 by Trey McGowens, Pittsburgh (1/9)
Field Goals Attempted	17 by Jordan Nwora vs. Indiana (12/8); Kentucky (12/29)	19 by Myles Powell, Seton Hall (12/1) by Trey McGowens, Pittsburgh (1/9)
Highest FG Pct. (min. 5 made)	.833 (5-6) by Christen Cunningham vs. Kent State (12/15)	.769 (10-13) by Tyler Herro, Kentucky (12/29)
3-Point Field Goals Made	5 by Jordan Nwora vs. North Carolina (1/12); Boston College (1/16)	7 by Jeremiah Jefferson, Nicholls St. (11/8) by Jaylin Walker, Kent State (12/15)
3-Point Field Goals Attempted	9 by Jordan Nwora vs. Tennessee (11/21); Boston College (1/16) by Ryan McMahon vs. Miami (1/6)	12 by Jeremiah Jefferson, Nicholls St. (11/8) by Myles Powell, Seton Hall (12/1)
3-Point FG Pct. (min. 3 made)	100 (4-4) by Jordan Nwora vs. Central Arkansas (12/5)	100 (3-3) by Charles Bain, Robert Morris (12/21)
Free Throws Made	12 by Ryan McMahon vs. Michigan State (11/27)	9 by Myles Powell, Seton Hall (12/1) by Romeo Langford, Indiana (12/8)
Free Throws Attempted	13 by Ryan McMahon vs. Michigan State (11/27)	14 by Romeo Langford, Indiana (12/8)
Free Throw Pct. (min. 8 made)	100 (9-9) by Steven Enoch vs. Nicholls St. (11/8) (8-8) by Ryan McMahon vs. Vermont (11/16)	.818 (9-11) by Myles Powell, Seton Hall (12/1)
Offensive Rebounds	6 by Malik Williams vs. Miami (1/6)	5 3 times <i>latest:</i> by Luke Maye, North Carolina (2/2)
Defensive Rebounds	11 by Jordan Nwora vs. Indiana (12/8)	14 by Kenny Goins, Michigan State (11/27)
Total Rebounds	14 by Jordan Nwora vs. Indiana (12/8)	17 by Kenny Goins, Michigan State (11/27)
Turnovers	8 by Jordan Nwora vs. Tennessee (11/21)	6 by Devon Daniels, NC State (1/24)
Assists	11 by Christen Cunningham vs. Georgia Tech (1/19)	10 by Xavier Johnson, Pittsburgh (1/9)
Blocked Shots	4 by Malik Williams vs. Seton Hall (12/1)	5 by Malik Petteway, Robert Morris (12/21) by Terrell Brown, Pittsburgh (1/9)
Steals	4 by Dwayne Sutton vs. North Carolina (1/12)	4 by Myles Powell, Seton Hall (12/1) by Kenny Cooper, Lipscomb (12/12)
Minutes Played (regulation game)	39 by Dwayne Sutton vs. Seton Hall (12/1) by Jordan Nwora vs. Kentucky (12/29)	40 by Ky Bowman, Boston College (1/16)
Minutes Played (overtime game)	41 by Christen Cunningham vs. Pittsburgh (1/9)	44 by Markus Howard, Marquette (11/23)



**2018-19 Louisville Men's Basketball
Louisville Season/Career Statistics (as of Feb 02, 2019)
All games**



SEASON STATISTICS

CAREER STATISTICS

SUMMARY	gp-gs	min/g	fg%	3fg%	ft%	r/g	a/g	stl	blk	pts/g	gp-gs	min/g	fg%	3fg%	ft%	r/g	a/g	stl	blk	pts/g
NWORA, Jordan	22-17	31.1	.479	.402	.737	7.7	1.6	23	7	17.9	50-17	20.4	.474	.413	.746	4.6	0.9	40	10	11.1
SUTTON, Dwayne	22-22	31.5	.466	.378	.750	6.9	1.9	25	6	10.6	58-26	21.4	.457	.369	.723	5.1	1.1	55	19	6.7
CUNNINGHAM, Christe	21-21	29.4	.497	.377	.740	2.0	4.6	11	2	10.4	21-21	29.4	.497	.377	.740	2.0	4.6	11	2	10.4
ENOCH, Steven	22-14	19.3	.562	.368	.827	5.3	0.1	5	15	9.3	22-14	19.3	.562	.368	.827	5.3	0.1	5	15	9.3
WILLIAMS, Malik	22-8	17.1	.435	.333	.651	5.3	0.4	7	32	8.1	54-20	13.2	.427	.328	.658	3.6	0.2	19	45	5.6
McMAHON, Ryan	22-1	19.0	.379	.340	.939	1.2	2.0	11	3	7.5	79-1	13.2	.388	.373	.895	0.9	1.3	42	7	5.2
PERRY, Darius	21-11	18.1	.435	.348	.833	1.2	1.7	10	0	6.0	57-14	15.7	.388	.336	.850	1.2	1.6	31	3	4.7
KING, V.J.	22-5	14.3	.383	.130	.816	3.0	0.6	6	1	4.4	91-48	18.4	.405	.316	.776	2.8	0.7	34	8	6.4
FORE, Khwan	22-11	19.6	.390	.346	.591	1.5	1.4	14	1	3.7	22-11	19.6	.390	.346	.591	1.5	1.4	14	1	3.7
AGAU, Akoy	15-0	6.5	.333	.000	.714	2.4	0.2	1	4	2.1	37-0	5.5	.441	.000	.581	1.6	0.1	2	9	1.3
REDDING, Jacob	5-0	2.0	.667	.667	.000	0.4	0.0	0	0	1.2	11-0	2.1	.857	.833	1.000	0.2	0.0	0	0	1.7
GRIFFIN, Jo	7-0	2.9	.667	.000	.000	0.0	0.0	0	0	0.6	13-0	2.9	.500	.000	.000	0.0	0.2	1	0	0.3
BATTAILE, Wyatt	5-0	1.8	.000	.000	.000	0.2	0.2	0	0	0.0	5-0	1.8	.000	.000	.000	0.2	0.2	0	0	0.0

SCORING	fg-fga	fg%	3fg-fga	3fg%	ft-fta	ft%	pts	pts/g	fg-fga	fg%	3fg-fga	3fg%	ft-fta	ft%	pts	pts/g
NWORA, Jordan	134-280	.479	53-132	.402	73-99	.737	394	17.9	186-392	.474	78-189	.413	103-138	.746	553	11.1
SUTTON, Dwayne	76-163	.466	31-82	.378	51-68	.750	234	10.6	129-282	.457	48-130	.369	81-112	.723	387	6.7
CUNNINGHAM, Christe	72-145	.497	20-53	.377	54-73	.740	218	10.4	72-145	.497	20-53	.377	54-73	.740	218	10.4
ENOCH, Steven	77-137	.562	7-19	.368	43-52	.827	204	9.3	77-137	.562	7-19	.368	43-52	.827	204	9.3
WILLIAMS, Malik	60-138	.435	18-54	.333	41-63	.651	179	8.1	106-248	.427	38-116	.328	52-79	.658	302	5.6
McMAHON, Ryan	44-116	.379	32-94	.340	46-49	.939	166	7.5	118-304	.388	93-249	.373	85-95	.895	414	5.2
PERRY, Darius	40-92	.435	16-46	.348	30-36	.833	126	6.0	80-206	.388	39-116	.336	68-80	.850	267	4.7
KING, V.J.	31-81	.383	3-23	.130	31-38	.816	96	4.4	197-486	.405	43-136	.316	149-192	.776	586	6.4
FORE, Khwan	30-77	.390	9-26	.346	13-22	.591	82	3.7	30-77	.390	9-26	.346	13-22	.591	82	3.7
AGAU, Akoy	8-24	.333	0-0	.000	15-21	.714	31	2.1	15-34	.441	0-2	.000	18-31	.581	48	1.3
REDDING, Jacob	2-3	.667	2-3	.667	0-0	.000	6	1.2	6-7	.857	5-6	.833	2-2	1.000	19	1.7
GRIFFIN, Jo	2-3	.667	0-1	.000	0-0	.000	4	0.6	2-4	.500	0-2	.000	0-0	.000	4	0.3
BATTAILE, Wyatt	0-3	.000	0-3	.000	0-0	.000	0	0.0	0-3	.000	0-3	.000	0-0	.000	0	0.0

TOTALS	o-reb	d-reb	t-reb	pf	fo	ast	to	a/to	o-reb	d-reb	t-reb	pf	fo	ast	to	a/to
NWORA, Jordan	32	138	170	38	0	36	51	0.7	47	185	232	73	0	47	74	0.6
SUTTON, Dwayne	45	107	152	58	4	41	30	1.4	85	211	296	128	5	62	47	1.3
CUNNINGHAM, Christe	3	39	42	23	0	96	36	2.7	3	39	42	23	0	96	36	2.7
ENOCH, Steven	30	86	116	54	0	3	27	0.1	30	86	116	54	0	3	27	0.1
WILLIAMS, Malik	39	77	116	54	0	8	17	0.5	62	131	193	84	0	13	28	0.5
McMAHON, Ryan	1	26	27	33	0	44	28	1.6	8	65	73	111	0	105	68	1.5
PERRY, Darius	3	23	26	48	0	36	29	1.2	9	60	69	113	0	90	68	1.3
KING, V.J.	17	50	67	33	1	13	20	0.7	57	198	255	121	2	61	93	0.7
FORE, Khwan	6	26	32	27	0	30	19	1.6	6	26	32	27	0	30	19	1.6
AGAU, Akoy	17	19	36	16	1	3	9	0.3	22	36	58	25	1	4	17	0.2
REDDING, Jacob	0	2	2	1	0	0	0	0.0	0	2	2	1	0	0	0	0.0
GRIFFIN, Jo	0	0	0	0	0	0	1	0.0	0	0	0	2	0	2	2	1.0
BATTAILE, Wyatt	0	1	1	0	0	1	1	1.0	0	1	1	0	0	1	1	1.0

2018-19 Louisville Photo Roster



0 Akoy Agau
F 6-8 240 Gr.
South Sudan
(SMU)



1 Christen Cunningham
G 6-2 190 Gr.
Georgetown, Ky.
(Samford University)



2 Darius Perry
G 6-2 195 So.
Marietta, Ga.
(Wheeler HS)



3 Jo Griffin
G 6-1 200 So.
Crestwood, Ky.
(South Oldham HS)



4 Khwan Fore
G 6-0 185 Gr.
Huntsville, Ala.
(University of Richmond)



5 Malik Williams
F/C 6-11 245 So.
Ft. Wayne, Ind.
(Snider HS)




10 Wyatt Battaile
G/F 6-4 195 Fr.
Pikeville, Ky.
(Pikeville HS)



12 Jacob Redding
G 6-0 180 So.
Ft. Wayne, Ind.
(Carroll HS)



13 V.J. King
G/F 6-6 215 Jr.
Cleveland, Ohio
(Paul VI Catholic HS)




14 Will Rainey
G 6-3 180 Sr.
Louisville, Ky.
(Spalding University)



23 Steven Enoch
C 6-10 260 Jr.
Norwalk, Conn.
(Univ. of Connecticut)



24 Dwayne Sutton
F 6-5 215 R-Jr.
Louisville, Ky.
(UNC Asheville)



30 Ryan McMahon
G 6-0 180 R-Jr.
Sarasota, Fla.
(Cardinal Mooney HS)



33 Jordan Nwora
F 6-7 225 So.
Buffalo, N.Y.
(Vermont Academy)



On The Bench



Pronunciation Guide:

- ♦ Akoy Agau (uh-KOY uh-GOW; like cow with a "G")
- ♦ Battaile (BATTLE)
- ♦ Enoch (EE-knock)
- ♦ Khwan Fore (KWAHN FOUR)
- ♦ Nwora (WOR-uh, silent N)

Walk-on Will Rainey will sit out the 2018-19 season after transferring from Spalding.



Chris Mack
Head Coach



Luke Murray
Assistant Coach



Mike Pegues
Assistant Coach



Dino Gaudio
Assistant Coach



Kahil Fennell
Dir. Basketball Operations