



VIRGINIA TECH

2021-22 MEN'S BASKETBALL



12 NCAA APPEARANCES / 13 NIT APPEARANCES (2 CHAMPIONSHIPS) /
17 ALL-ACC SELECTIONS / 10 ALL-AMERICANS / 20 NBA DRAFT PICKS

GAME 1

THE MATCHUP

[RV/RV] VIRGINIA TECH HOKIES

O-O, O-O ACC

Head Coach: Mike Young (Emory & Henry, 1986)
Record at Virginia Tech: 31-23 (3rd Season)
Career Record: 330-267 (20th Season)
vs. Maine: First Meeting

VS

MAINE BLACK BEARS

O-O, O-O AMERICA EAST

Head Coach: Richard Barron (Kenyon, 1991)
Record at Maine: 16-56 (4th Season)
Career Record: 16-56* (4th Season) - *men's side only
vs. Virginia Tech: First Meeting

GAME 1 | VIRGINIA TECH vs. MAINE - NOV. 9, 2021 | 8PM | ACCNX | BLACKSBURG, VA. | CASSELL COLISEUM (8,925)



@HokiesMBB

BROADCAST INFORMATION

TV | ACCNX

Bailey Angle, PxP
Mack McCarthy, Analyst

VIDEO STREAM

ESPN.com and ESPN app

RADIO | VT Sports Network

Jon Laaser, PxP
Mike Burnop, Analyst

SATELLITE RADIO | SiriusXM

Sirius: 81 | XM: 81



@MaineMBB

PROJECTED STARTERS

Virginia Tech	Ht.	Wt.	Yr.	Hometown	PPG	RPG	Other
G 5 Storm Murphy	6-0	185	Gr.	Middleton, Wis.	17.8	3.3	2020-21 First Team All-SoCon
G 0 Hunter Cattoor	6-3	200	Jr.	Orlando, Fla.	8.5	1.9	Led VT in 3FG% at 43.3% last year
G 4 Nahiem Alleyne	6-4	195	Jr.	Buford, Ga.	11.1	2.6	Knocked down a team-high 42 3FG
F 25 Justyn Mutts	6-7	230	Gr.	Millville, N.J.	9.5	6.4	Averaged 14.5 ppg in last 6 games
F 22 Keve Aluma	6-9	235	r-Sr.	Berlin, Md.	15.2	7.9	2020-21 Second Team All-ACC

Maine	Ht.	Wt.	Yr.	Hometown	PPG	RPG	Other
G 13 LeChaun DuHart	5-10	-	Jr.	Aurora, Colo.	11.0	2.2	
G 5 Adefolarin Adetogun	6-1	-	So.	Regina, Saskatchewan	4.0	3.0	
G 1 Vukasin Masic	6-5	-	So.	Belgrade, Serbia	2.7	1.2	Transfer from Hofstra
F 10 Stephane Ingo	6-9	-	r-Jr.	Mississauga, Ontario	10.6	8.6	
F 21 Chris Efretrui	7-1	-	Gr.	Abuja, Nigeria	4.7	3.4	Played last season at UL-Monroe

KEY STORYLINES

THE SERIES

- Virginia Tech won the lone meeting with the Black Bears, 80-67, on November 11, 2016.
- Like this year, that game was also the season opener for both teams (more on page 6).

A WIN WOULD...

- Improve Tech's record in season openers to 86-28.
- Be the Hokies' 6th straight season-opening win, dating back to 2016-17.

Season	Opponent	Score
2020-21	Radford	77-62
2019-20	Clemson	67-60
2018-19	Gardner-Webb	87-59
2017-18	Detroit Mercy	111-79
2016-17	Maine	80-67

WHO TO WATCH

- Keve Aluma is back for one more go around in Blacksburg.
- He led the Hokies in scoring (15.2) and double-doubles (6), while shooting 49 percent from the floor.

SEASON-OPENER STREAKS

- A Tech win would move its current season-opener winning streak to six, which would rank fifth all-time in program history.

Seasons	Streak
1992-2013	21
1970-85	15
1908-22	14
1939-48	9
2016-pr.	5

CLOSING IN ON 600

- Mike Young, who is in his 20th season as a college head coach, is three games away from reaching 600 games coached as the head whistle.
- He has compiled a 330-267 (.553) career ledger as a head coach.



2021-22 SCHEDULE

RECORD	O-O
ACC	0-0
NON-CONFERENCE	0-0
HOME	0-0
AWAY	0-0
NEUTRAL	0-0

Date	Opponent	TV	Time/Result
11/9	Maine	ACCNX	8 PM
11/12	at Navy ¹	CBSSN	8:30 PM
11/15	Radford	ACCNX	7 PM
11/18	St. Francis (Pa.)	ACCN	8 PM
11/21	Merrimack	RSN	4 PM
11/24	Memphis ²	ESPN2	9:30 PM
11/26	Xavier/Iowa State ²	-	-

12/1	at Maryland ³	ESPN/2	7:15 PM
12/4	Wake Forest [*]	ACCN	2 PM
12/8	Cornell	ACCN	9 PM
12/12	at Dayton	ESPN2	2 PM
12/17	St. Bonaventure ⁴	ESPN2	4 PM
12/22	at Duke [*]	ESPN2	9 PM
12/29	at North Carolina [*]	ESPN2	7 PM

1/1	Pittsburgh [*]	ESPNU	4 PM
1/4	NC State [*]	ACCN	7 PM
1/12	at Virginia [*]	ESPN2	9 PM
1/15	Notre Dame [*]	ACCN	6 PM
1/19	at NC State [*]	ACCN	7 PM
1/22	at Boston College [*]	RSN	12 PM
1/26	Miami [*]	ACCN	7 PM
1/29	at Florida State [*]	ABC	3 PM

2/2	Georgia Tech [*]	ACCN	9 PM
2/5	at Pittsburgh [*]	ACCN	7 PM
2/12	Syracuse [*]	-	6 PM
2/14	Virginia [*]	ESPN	7 PM
2/19	North Carolina [*]	ESPN/2	4 PM
2/23	at Georgia Tech [*]	ESPN/2	9 PM
2/26	at Miami [*]	RSN	3 PM

3/1	Louisville [*]	ESPN/2	9 PM
3/5	at Clemson [*]	RSN	2 PM
3/8-12	ACC Tournament ⁵	-	-

All Times Eastern

* - ACC Game

1 - Veterans Classic (Annapolis, Md.)

2 - NIT Season Tip-Off (Brooklyn, N.Y.)

3 - Big Ten/ACC Challenge (College Park, Md.)

4 - Basketball Hall of Fame Shootout (Charlotte, N.C.)

5 - New York Life ACC Tournament (Brooklyn, N.Y.)

CONTACT INFO

Brian Cox | Phone: (540) 250-0624

Email: bcox90@vt.edu

Associate AD, Creative Communications

Will Copeland | Phone: (757) 814-0930

Email: cwil199@vt.edu

Creative Communications Coordinator

QUICK FACTS

THE BASICS

University Name: Virginia Tech
 Location: Blacksburg, Va.
 Founded: 1872
 Enrollment: 37,000
 President: Dr. Timothy Sands
 Director of Athletics: Whit Babcock
 Nickname: Hokies
 Mascot: Hokie Bird
 Colors: Chicago Maroon and Burnt Orange
 Affiliation: NCAA Division I
 Conference: Atlantic Coast (18th Season)

COURT FACTS

Carilion Clinic Court at Cassell Coliseum
 Normal Capacity: 8,925
 Record in Arena: 624-204 (.754)
 Largest Crowd: 11,500 (vs. Purdue, Dec. 3, 1966)

INFORMATION

2020-21 Record: 15-7
 Home/Away/Neutral: 10-2/3-3/2-2
 Conference Record: 9-4
 Home/Away: 6-1/3-3
 Conference Finish: 3rd
 Conference Tournament: Lost in quarterfinals
 Starters Returning/Lost: 3/2
 Letterwinners Returning/Lost: 7/5
 Newcomers: 6

Total seasons: 114
 First season: 1908-09
 All-Time Record: 1,497-1,241
 All-Time ACC Record: 127-160
 All-Time ACC Tournament Record: 10-17
 ACC Championship Game Appearances: 0
 NCAA Tournament Appearances (Last): 12 (2021)
 All-Time NCAA Record: 8-12



MEDIA INFORMATION

CREDENTIALS

Outlets interested in obtaining credentials to cover Virginia Tech basketball home games must apply for credentials via: media.hokiesports.com/credentials.

You may also email: bcox90@vt.edu.

All credentials for Virginia Tech home games this season will be issued on a single-game basis, and media seating is extremely limited.

INTERVIEW POLICY

During ACC play, Mike Young conducts weekly media press conferences, via Zoom. To request the Zoom link for a particular week, please email Brian Cox (bcox90@vt.edu).

Gamedays: Coach Mike Young and requested players will be available to the media following a 10-minute cooling off period after the game. For home games, interviews of Coach Young and players will be conducted in-person in the Cassell Coliseum media center.

Non-Gamedays: All coach and player interview requests need to be arranged through the Virginia Tech Creative Communications Office - contact Brian Cox (c. 540-250-0624; e. bcox90@vt.edu). Players and coaches should not be contacted directly under any circumstances.



2021-22 VIRGINIA TECH NUMERICAL ROSTER

No.	Name	Cl.	Pos.	Ht.	Wt.	Hometown	Previous School
0	Hunter Cattoor	Jr.	G	6-3	200	Orlando, Fla.	Bishop Moore
1	David N'Guessan	So.	F	6-9	205	De Lier, The Netherlands	Mt. Zion Prep
3	Sean Pedulla	Fr.	G	6-1	190	Edmond, Okla.	Edmond Memorial
4	Nahiem Alleyne	Jr.	G	6-4	195	Buford, Ga.	Mountain View
5	Storm Murphy	Gr.	G	6-0	185	Middleton, Wis.	Wofford
10	Camden Johnson	Fr.	G	6-1	175	Waxhaw, N.C.	Metrolina Christian Academy
11	Jalen Haynes	Fr.	F	6-8	250	Ft. Lauderdale, Fla.	Montverde Academy
13	Darius Maddox	So.	G	6-5	185	Bowie, Md.	Oak Hill Academy
14	Ben Varga	Fr.	G	5-10	170	Louisville, Ky.	St. Xavier
15	Lynn Kidd	So.	C	6-10	240	Gainesville, Fla.	Clemson
21	John Ojiako	Jr.	C	6-10	245	Lagos, Nigeria	Admiral Farragut (Fla.)
22	Keve Aluma	r-Sr.	F	6-9	235	Berlin, Md.	Wofford
25	Justyn Mutts	Gr.	F	6-7	230	Millville, N.J.	Delaware

COACHING & SUPPORT STAFF

Head Coach: Mike Young (Emory & Henry, 1986)
Record at VT: 31-23 (3rd Year)
Overall Record: 330-267 (20th Year)
Associate Head Coach: Mike Jones (1st Year)
Assistant Coach: Christian Webster (6th Year)
Assistant Coach: Kevin Giltner (3rd Year)
Chief of Staff: Stephanie Ballein (3rd Year)
Special Assistant for Recruiting: Matt Olinger (3rd Year)
Director of Player Personnel: Ryan Nadeu (4th Year)
Special Assistant to the Head Coach: Ace Custis (3rd Year)
Strength & Conditioning: David Jackson (14th Year)
Athletic Trainer: Hisham Ziyout (3rd Year)

PRONUNCIATION GUIDE

Hunter Cattoor	cuh-TOUR
David N'Guessan	GUH-sahn
Sean Pedulla	puh-DOOL-uh
Nahiem Alleyne	nah-HEEM ah-LEAN
Jalen Haynes	JAY-lin HAY-nes
Ben Varga	VAR-guh
John Ojiako	oh-GEE-ah-koh
Keve Aluma	kev-AYE ah-LOU-muh
Justyn Mutts	JUST-in

ROSTER BY CLASS

Freshmen (4)	Sophomores (3)	Juniors (3)	Seniors (3)
Jalen Haynes	Lynn Kidd	Nahiem Alleyne	Keve Aluma*
Camden Johnson	Darius Maddox	Hunter Cattoor	Storm Murphy^
Sean Pedulla	David N'Guessan	John Ojiako	Justyn Mutts^

Ben Varga

* = Redshirt

^ = Graduate Student

SOCIAL



BY THE NUMBERS

20

The 2021-22 season will be the **20th** of Mike Young's head coaching career. He has logged a 330-267 (.553) career record as the head whistle.

4

The Hokies have advanced to the NCAA Tournament a program-record **four** straight seasons. Tech has now earned an NCAA bid 12 times in school history.

3

Virginia Tech is **three** wins away from program win No. 1,500. Ironically, this win could come on the night Mike Young coaches his 600th career game as head coach.

NOTEWORTHY

STORM WARNING

- Grad student Storm Murphy takes over the reins at point guard following the graduation of Wabissa Bede.
- The Wofford transfer averaged 17.8 points, 3.3 rebounds and 4.3 assists last season. He was one of only 11 players to average that stat line or better nationally.
- Murphy tallied double figures in 21 of 24 contests, including 10 20-point performances, and dished over five assists on eight occasions.
- He concluded his Wofford career with 1,315 points to finish 24th on the program's all-time scoring list.
- The First-Team All-SoCon selection will provide a scoring threat from outside, as he shot 40 percent from three last season.
- Murphy knocked down 70 3-pointers a year ago. In comparison, Bede connected on 12 with a 24.5 percent clip.
- With the addition of Murphy, Tech is able to stretch defenses even more now that opponents must respect the long range shot from the point guard position.

DANCIN' IN YEAR TWO

- In previous seasons in Virginia Tech history, the fastest head coach to make the NCAA Tournament was in Year Three. Those Hokies were Howie Shannon, Charlie Moir and Buzz Williams.
- Therefore, with Mike Young doing so in Year Two, he became the fastest Tech coach to make The Dance.

HOKIE CENSUS

- Tech has 13 players on the squad who represent eight states and two international countries (Netherlands, Nigeria).
- Florida leads the way with three players - Hunter Cattoor, Lynn Kidd and Jalen Haynes - while Maryland has two players - Keve Aluma and Darius Maddox.

BOUNCEBACK MENTALITY

- Young and the Hokies were 5-1 last season after a loss with their lone back-to-back losing skid coming at the end of the season to North Carolina in the ACC Tournament and Florida in the NCAA Tournament.
- In 2019-20, Young had five wins following a loss.

50 SPOT

- Tech shot over 50 percent in a game five times during the 2020-21 season - going 5-0.
- Since Young got to Blacksburg, the Hokies are 9-1 in contests shooting 50 percent or greater, with the lone loss coming to BYU on Nov. 27, 2019 in the fifth-place game of the Maui Jim Maui Invitational.
- Over the last decade (2010-11 season to present), Tech is 80-12 when shooting 50 percent or better.

LEADING AT THE BREAK

- Tech was 12-2 when leading at halftime last season, with the two losses coming against North Carolina and Florida to end the year.
- The Hokies are 25-6 in the Mike Young era when up at half.

MOMENTUM ON OUR SIDE

- With its third-place finish in the regular-season standings in 2020-21, Tech has finished in the top five of the ACC two of the last three seasons.
- Placing third tied for the highest ACC finish in school history as the Hokies tied for third in 2006-07 and 2009-10.
- If Tech can post a top-five ACC finish this season, it would mark the third time in four years accomplishing that feat.

Season	Head Coach	Record (Conf.)	Finish
2018-19	Buzz Williams	26-9 (12-6)	5th
2019-20	Mike Young	16-16 (7-13)	T10th
2020-21	Mike Young	15-7 (9-4)	3rd
2021-22	Mike Young	-	-

- The Hokies charted five top-five ACC finishes in seven years from 2004-05 to 2011-12.

GREEN-LIGHTED FROM THREE

- With the potential lineup of Storm Murphy, Hunter Cattoor, Nahiem Alleyne, Justyn Mutts and Keve Aluma, all five of those players have the green light from distance.
- The last team Coach Young had with this type of threat from deep was his 2018-19 Wofford squad, which ranked second nationally in 3-point accuracy (41.4). The Terriers finished 30-5 that season, including an unbeaten mark in SoCon action, and reached the second round of the 2019 NCAA Tournament.

RANKED WINS BECOMIN' COMMON

- Tech had four ranked wins last season, tying the most-ever in school history (set 2017-18).

GETTIN' TO THE CHARITY STRIPE

- Coach Young was not happy with how little the Hokies got to the free-throw line in 2019-20, with an average of 13.4 per game, which ranked second-to-last in the ACC and was in the bottom 25, nationally.
- So, now, with not being as dependent on the 3-ball and having more players that can get to the rim, Tech increased that average to 18.8 last season. That 18.8 average was fourth in the ACC, trailing North Carolina (21.5), Pitt (21.5) and Florida State (19.0).
- Last season, the Hokies had nine games (out of 22) of having 20 or more free-throw attempts. When doing so, they were 7-2, with the losses coming against Louisville and Florida.

REACH OUR POTENTIAL

- When asked how he'd define success for this season, Coach Young expressed he wanted the Hokies to reach their potential.
- "That will be a real success for me," he said, "And I'll get back to the mountains of North Carolina this spring and fish with a big smile on my face."

ACC POY CONVERSATION

- Keve Aluma is undoubtedly in the conversation for ACC Player of the Year heading into the 2021-22 season.
- The 6-foot-9 forward was a Second-Team All-ACC pick last season, four points behind Virginia's Sam Hauser for the final spot on the first team.
- With the entire All-ACC first team gone, Aluma is the leading returning point getter from the all-conference voting a year ago.

Finish	Player	School
6th	Keve Aluma	Virginia Tech
12th	Isaiah Wong	Miami
14th	Prentiss Hubb	Notre Dame
15th	Armando Bacot	North Carolina

IT'S IN THE NAME

- Storm Murphy's first name comes from his Mom's maiden name - Storm, in addition to being born in January during a snowstorm in Wisconsin.

DEGREES ON DEGREES

- Storm Murphy and Justyn Mutts are both in grad school at Virginia Tech.
- Murphy graduated from Wofford with a finance degree in May 2021 and is currently pursuing a graduate degree in leadership studies within the Agricultural and Life Sciences program at Virginia Tech.
- Mutts graduated with a psychology degree from Delaware and completed his master's degree at Tech in agricultural and life sciences with a concentration in education in May 2021. He's currently pursuing his second master's degree in educational psychology.
- Keve Aluma earned his first undergraduate degree in human development from Virginia Tech in May 2021 and is currently working on his second undergraduate degree in sociology.

'19 CLASS OF HIGH-MAJOR COACHES

- Out of the seven high-major conferences (ACC, American, BIG EAST, BIG, Big 12, Pac-12 and SEC), there were 14 head coaches hired for the 2019-20 season.
- Virginia Tech head coach Mike Young was just one of six coaches that were a mid-major coach to jump up to the big leagues, joining Alabama's Nate Oats (Buffalo), Arkansas' Eric Musselman (Nevada), Tulane's Ron Hunter (Georgia State) and Washington State's Kyle Smith (San Francisco).
- Of the 14 new coaches, Young was the longest-tenured coach to leave, following his 17-year stint as the head guy at Wofford.
- The NBA saw three of its coaches jump into the college ranks, with Michigan's Juwan Howard (Miami Heat), Nebraska's Fred Hoiberg (Chicago Bulls) and Vanderbilt's Jerry Stackhouse (Memphis Grizzlies).
- In this cycle, only one assistant coach was promoted from within and that was Temple's Aaron McKie, who served as an assistant under Fran Dunphy for five seasons in Philadelphia.
- Former Hokie coach Buzz Williams, who is at Texas A&M, was one of just two coaches to jump ship and go high-major for high-major, with UCLA's Mick Cronin (Cincinnati) being the other.
- A full breakdown of the 14 coaches in the cycle is below, with the SEC welcoming the most among the seven leagues with four. The Big 12 was the lone conference not making a coaching change heading into the 2019-20 season.

School	Name	Previous Team	2019-20 Record
Cincinnati	John Brannen	Northern Kentucky (HC)	20-10
Arkansas	Eric Musselman	Nevada (HC)	20-12
Michigan	Juwan Howard	Miami Heat (NBA Assistant)	19-12
UCLA	Mick Cronin	Cincinnati (HC)	18-12
St. John's	Mike Anderson	Arkansas (HC)	17-15
Texas A&M	Buzz Williams	Virginia Tech (HC)	16-14
Alabama	Nate Oats	Buffalo (HC)	16-15
Virginia Tech	Mike Young	Wofford (HC)	16-16
Washington St.	Kyle Smith	San Francisco (HC)	16-16
Temple	Aaron McKie	Temple (Assistant)	14-17
Cal	Mark Fox	*Georgia (HC)	14-18
Tulane	Ron Hunter	Georgia State (HC)	12-18
Vanderbilt	Jerry Stackhouse	Memphis Grizzlies (NBA Assistant)	11-21
Nebraska	Fred Hoiberg	Chicago Bulls (NBA HC)	7-25

* Coach Mark Fox last coached Georgia in 2017-18.

LONGTIME SPORT ADMIN TOM GABBARD RETIRING

- Tom Gabbard will conclude 24 years of distinguished service to Virginia Tech Athletics at the conclusion of the 2021 football season. Gabbard has overseen a dramatic transformation of athletics facilities during his tenure, leaving a lasting impact on not only the physical footprint of Tech Athletics, but on the many Hokies' coaches, teams and student-athletes he has diligently served for nearly a quarter century.
- Gabbard has worked with current Tech athletics director Whit Babcock as senior associate athletics director for facilities and operations since 2014. Gabbard originally came to Blacksburg in 1998 to join the late Jim Weaver, who served as Virginia Tech's athletics director from September 1997 until 2013.
- Weaver and Gabbard had collaborated at UNLV in the early 1990s during Weaver's tenure as athletics director for the Rebels. Gabbard began his time at Tech as associate athletics director for internal affairs and has held a variety of leadership roles during his career with the Hokies.
- In addition to his role overseeing athletics facilities and game operations staff, Gabbard served as longtime sport administrator for numerous Tech programs, including men's basketball.
- The Hokies have gone to the NCAA Tournament five times (2007, 17-19, 21) under Gabbard's watch.



STANDINGS

TEAM	OVERALL	ACC	PCT
1. No. 9/9 Duke	0-0	0-0	.000
No. 19/20 North Carolina	0-0	0-0	.000
No. 20/19 Florida State	0-0	0-0	.000
No. 25/25 Virginia	0-0	0-0	.000
[RV/RV] Virginia Tech	0-0	0-0	.000
[RV/RV] Syracuse	0-0	0-0	.000
[RV] Louisville	0-0	0-0	.000
[RV/RV] Notre Dame	0-0	0-0	.000
NC State	0-0	0-0	.000
Georgia Tech	0-0	0-0	.000
Clemson	0-0	0-0	.000
Miami	0-0	0-0	.000
Wake Forest	0-0	0-0	.000
Pitt	0-0	0-0	.000
Boston College	0-0	0-0	.000

PREDICTED ORDER OF FINISH

TEAM (FIRST-PLACE VOTES)	POINTS
1. Duke (47)	1132
2. Florida State (14)	1034
3. North Carolina (5)	1001
4. Virginia (9)	949
5. Virginia Tech (5)	857
6. Louisville (1)	791
7. Syracuse	781
8. Notre Dame	599
9. NC State	555
10. Georgia Tech	524
11. Clemson	430
12. Miami	428
13. Wake Forest	274
14. Pitt	253
15. Boston College	112

PRESEASON ALL-ACC TEAM

First Team

Buddy Boenheim, Syracuse
Keve Aluma, Virginia Tech
 Paolo Banchemo, Duke
 Armando Bacot, North Carolina
 Isaiah Wong, Miami (Fla.)

Second Team

Michael Devoe, Georgia Tech
 Kihei Clark, Virginia
 Prentiss Hubb, Notre Dame
 Mark Williams, Duke
 Wendell Moore Jr., Duke
 Malik Williams, Louisville
 Caleb Love, North Carolina

PRESEASON ACC PLAYER OF THE YEAR

Paolo Banchemo, Duke

PRESEASON ACC FRESHMAN OF THE YEAR

Paolo Banchemo, Duke



REUNITED IN BLACKSBURG

- Keve Aluma, Storm Murphy and Coach Young spent two seasons (2017-19) together at Wofford, highlighted by their 2018-19 season that included a first-round win (84-68) over Seton Hall in the 2019 NCAA Tournament.
- Upon Aluma's and Young's departure from Wofford, Murphy stuck around in Spartanburg, South Carolina, guiding the Terriers to a 34-25 record.
- While together at Wofford, the trio combined for a 51-18 (.739) mark.

WHO IS THIS GUY?

- Keve Aluma only attempted one 3-pointer in his two seasons at Wofford. In Coach Young's words, "it wasn't even close."
- Fast forward two seasons and Aluma has become a post player with range from beyond the arc. He attempted 57 threes in his Hokie debut in 2020-21, knocking down 20 of them for a 35.1 percent clip.

JUSTYN TIME

- Coach Young has gone on record saying, "Justyn Mutts was probably the key to our year last year."
- The Delaware transfer was the Hokies' fourth-leading scorer from last season (9.5) and second-leading rebounder (6.4).
- From Dec. 29, 2020 through the end of the season, Mutts scored at least nine points in 11 of Tech's 14 games. The Millville, New Jersey native twice broke the 20-point plateau - at Miami (Fla.) (22) and vs. North Carolina (24) - during that stretch.

LOGGING THE MINUTES

- Storm Murphy has logged 3,723 minutes in his career, which is the 16th-most of anyone in the country returning for the 2021-22 season.
- He ranks ninth in that category among point guards.

Rk	Name	School	Minutes
1	Jacob Gilyard	Richmond	4,372
2	Jordan Bohannon	Iowa	4,304
3	Jahlil Jenkins	Stony Brook	4,287
4	Marreon Jackson	Arizona State	4,158
5	Jarrold West	Louisville	4,096
6	Holland Woods	Grand Canyon	3,973
7	Pinky Wiley	Hampton	3,917
8	Kevin Johnson	UIC	3,793
9	Storm Murphy	Virginia Tech	3,723
10	Geo Baker	Rutgers	3,686

GOOD THINGS COME IN THREES

- Tech has three fifth-year seniors on its roster in Keve Aluma, Storm Murphy and Justyn Mutts.
- They have combined for 8,032 minutes played, 299 games played and 2,752 points scored.

DIALED FROM DEEP

- The Hokies were 11-2 when they shot at least 31 percent from three last season.
- There were seven games where Tech shot above 40 percent from downtown, including a season-high 54.2 percent vs. Wake Forest (2/27/21).

ALUMA-NATING

- After sitting out the 2019-20 season due to NCAA transfer policy, Keve Aluma bursted onto the scene in Blacksburg.
- He has steadily expanded his game to the point where he led the Hokies in multiple categories last season.

Stat	Total	Team Rank
Games Started	22	T1st
Field Goals Made	118	1st
Free Throws Made	78	1st
Points	334	1st
Rebounds	174	1st
Blocks	29	1st
Minutes	674	1st

WIN/LOSS COMPARISON

- Below are some statistical differences in a comparison of the Hokies' wins vs. their losses in 2020-21.

Wins	Statistic	Losses
75.4	Points Per Game	64.9
61.1	Points Allowed Per Game	76.3
37.4	3FG%	31.3
8.5	3FG Made Per Game	7.4
39.0	the % Defense	49.9
70.2	FT%	68.9
+4.9	Rebounding Margin	-1.7
+1.5	Turnover Margin	-1.7

TRACKING THE TREY

- Coach Young's last four teams at Wofford all finished inside the top 10, nationally, in 3-point field-goal percentage.
- With the addition of Storm Murphy, Tech will look to make a big jump in this category in 2021-22.

Season	School	3FG%	Rank
2020-21	Virginia Tech	35.4	95th
2019-20	Virginia Tech	35.2	81st
2018-19	Wofford	41.4	2nd
2017-18	Wofford	41.3	5th
2016-17	Wofford	40.3	7th
2015-16	Wofford	40.8	8th

BOLD PREDICTION

- During the Oct. 26 airing of "Nothing But Net," basketball analyst Luke Hancock picked Virginia Tech as his bold prediction to win the ACC regular season championship.
- Hancock cited bringing back a ton of veterans, including Keve Aluma, who he believes will make a run at ACC Player of the Year.



The 2021-22 season marks the 20th for Mike Young as a head coach.

SPECIALTY STAT TRACKER

Opponent	Off TOs	Paint	2nd Chance	FB	Bench
Maine at Navy					
Radford					
St. Francis (Pa.)					
Merrimack vs. Memphis					
vs. Xavier/Iowa St. at Maryland					
Wake Forest					
Cornell at Dayton					
vs. St. Bonaventure at Duke					
at North Carolina					
Pittsburgh					
NC State at Virginia					
Notre Dame at NC State					
at Boston College					
Miami at Florida State					
Georgia Tech at Pittsburgh					
Syracuse					
Virginia					
North Carolina at Georgia Tech					
at Miami					
Louisville at Clemson					
ACC Tournament					

**Total +/-
Season Highs**

FAST BREAK

Tech has registered **two** wins over Top-5 programs under head coach Mike Young - most recently an 81-73 win over No. 3 Villanova on Nov. 28, 2020.

THE OPPONENT

SCOUTING THE BLACK BEARS



STAT LEADERS

Scoring	G-GS	Pts.	PPG
LeChaun DuHart	9-9	99	11.0
Stephane Ingo	9-9	95	10.6

Rebounding	G-GS	Rebs.	RPG
Stephane Ingo	9-9	77	8.6
Adefolarin Adetogun	8-4	24	3.0

Assists	G-GS	Asts.	APG
LeChaun DuHart	9-9	14	1.6
Adefolarin Adetogun	8-4	13	1.6

Blocks	G-GS	Blks.	BPG
Stephane Ingo	9-9	23	2.6
Adefolarin Adetogun	8-4	5	0.6

Steals	G-GS	Stls.	SPG
Stephane Ingo	9-9	7	0.8
LeChaun DuHart	9-9	7	0.8

ABOUT MAINE

- Maine heads into its season opener with many new faces, including nine newcomers on the court and three new assistant coaches on staff.
- The Black Bears are under the direction of Richard Barron, who is in his fourth season at the helm in Orono. He's the 22nd head coach in their program's history.
- Barron previously served as a Special Assistant to the Director of Athletics at Maine since December 1, 2017. He was the head coach of the Maine women's basketball team from 2011 to 2017 before taking a medical leave of absence in January 2017.
- After reaching a decision to conclude its 2020-21 season on Feb. 12 due to challenges related to COVID-19, Maine returns to action for the first time since a Jan. 17 loss at Vermont (88-60).
- LeChaun DuHart is the leading returning scorer for the Black Bears after averaging 11 points per game. He reached double-figure scoring in four of Maine's nine games, including a season-high 19 at Boston College.

LAST MEETING WITH MAINE

- Zach LeDay scored 20 points off the bench to lead Virginia Tech to an 80-67 non-conference win over Maine on Friday, Nov. 12, 2016 in the season opener for both squads.
- LeDay led a balanced attack for the Hokies, who had four players in double figures. He hit 8 of 13 from the floor and grabbed 12 rebounds for his 13th career double-double.
- Ahmed Hill scored 14 points in his return, while Justin Robinson had 13 and Chris Clarke finished with 12.
- Despite size and experience advantages, Tech didn't put away the Black Bears until midway through the second half. The Hokies led by eight with around 17 minutes remaining before going on a 15-2 run that was powered by LeDay's six points.
- Seth Allen's layup with 12:55 left pushed the lead to 59-38. Maine got no closer than the final margin.
- Wes Myers led Maine with 18 points.
- The Hokies, taller and stronger at virtually every position, finished with a 44-36 rebounding advantage.

BOX SCORE

Official Basketball Box Score -- Game Totals -- Final Statistics														
Maine vs Virginia Tech														
November 11, 2021 9:00 PM Cassell Coliseum, Blacksburg, Va.														
Maine 67 - 0-1														
#	Player	Total	3-Pr	Rebounds			PF	TP	A	TO	Blk	Stl	Min	
		FG-FGA	FG-FGA	FT-FTA	Off	Def	Total							
21	Wes Myers	2-10	2-8	2-3	0	3	3	5	8	0	2	0	0	20
50	Vincent Eze	1-2	0-0	0-0	0	3	3	5	2	0	1	0	0	10
02	Austin Howard	3-8	2-4	0-0	0	3	3	0	0	1	0	0	0	24
01	Aaron Calbee	2-10	0-6	3-3	0	1	1	0	7	2	0	0	0	31
10	Wes Myers	6-13	2-3	4-6	1	7	8	2	18	2	1	0	0	32
00	Andrew Fleming	3-7	0-1	0-0	0	3	3	2	6	1	3	1	0	28
03	Ryan Bernstein	1-2	0-0	0-0	1	1	2	1	2	2	0	0	0	11
04	Macko Pirovic	1-4	0-3	1-2	0	4	4	2	0	0	2	0	0	21
05	Danny Evans	0-3	0-2	0-0	1	3	4	0	0	3	0	0	0	14
23	James Mickelmann	3-6	1-3	0-0	1	1	2	1	0	1	0	0	1	6
32	Dennis Ashley	2-2	2-2	0-0	0	0	0	0	0	0	0	0	0	5
	Team				2	4	6							
	Totals	24-67	9-30	10-14	7	29	36	17	67	11	11	1	2	200
	FG % 1st Half:	10-27	37.0%	2nd Half:	14-40	35.0%	Game:	24-67	35.8%					Double
	3FG % 1st Half:	3-11	27.3%	2nd Half:	6-19	31.6%	Game:	9-30	30.0%					Rebounds
	FT % 1st Half:	6-8	75.0%	2nd Half:	4-6	66.7%	Game:	10-14	71.4%					3
Virginia Tech 80 - 1-0														
#	Player	Total	3-Pr	Rebounds			PF	TP	A	TO	Blk	Stl	Min	
		FG-FGA	FG-FGA	FT-FTA	Off	Def	Total							
10	Justin Bibbs	2-11	2-8	0-0	1	3	4	1	6	3	1	0	0	31
13	Ahmed Hill	5-11	3-6	1-1	0	3	3	1	14	1	1	0	0	30
15	Chris Clarke	4-8	1-1	3-4	0	9	9	10	2	2	0	0	1	24
05	Justin Robinson	4-8	1-4	4-6	1	5	6	2	13	4	1	0	1	27
03	Khadim Sy	3-4	0-0	0-0	0	4	4	0	6	0	0	0	3	15
04	Seth Allen	4-7	0-2	0-0	0	1	1	1	8	2	2	0	1	24
22	Johnny Hamilton	0-0	0-0	0-0	0	0	0	0	0	0	0	0	0	3
32	Zach LeDay	8-13	0-1	4-4	7	12	19	0	20	0	0	0	0	28
33	Matt Galloway	0-2	0-2	0-0	0	0	0	0	0	0	0	0	0	5
42	Ty Outlaw	0-3	0-2	1-2	1	2	3	1	0	1	0	0	0	15
	Team				0	0	0							
	Totals	30-68	7-23	13-17	8	38	44	11	80	14	10	3	3	200
	FG % 1st Half:	15-31	48.4%	2nd Half:	15-36	42.9%	Game:	30-68	45.5%					Double
	3FG % 1st Half:	4-11	36.4%	2nd Half:	3-12	25.0%	Game:	7-23	30.4%					Rebounds
	FT % 1st Half:	5-6	83.3%	2nd Half:	8-11	72.7%	Game:	13-17	76.5%					3.1
Officials: Roger Avery, Justin Porterfield, Scott Attagiari														
Technical fouls: Maine-None, Virginia Tech-None														
Attendance: 9,567														
Score by periods		1st	2nd	Total	Points		Off		2nd		Fast			
		20	18	38	MAINE	67	46	15	8	11	29	Break		
Virginia Tech		35	41	80	VT	80	48	15	6	11	29	Break		
Last FG: MAINE 2nd-00:19, VT 2nd-03:50														
Largest lead: MAINE by 13 at 04:58, VT by 22-2nd-03:02														
MAINE led for 52, VT led for 38:45. Game was tied for 2:23.														
Score tied - 3 times														
Lead changed - 3 times														

YOUNG IN SEASON OPENERS

- Coach Young is 3-16 in season openers all-time as a head coach, including a 2-0 mark at the helm of the Hokies.
- It should be noted that in Young's 17 seasons as a head coach in Spartanburg, Wofford matched up against a Power 5 opponent in its season opener 16 times.
- The one occasion the Terriers did not face a Power 5 opponent was in 2005 against Fairleigh Dickinson, which was also Young's only season-opening win as head coach at Wofford.

2021-22 HONORS WATCH



Keve Aluma

Naismith Memorial Basketball Hall of Fame

- Karl Malone Award Watch List

ACC Preseason Voting

- First-Team All-ACC

The Athletic

- College Basketball's Top-20 Bigs - No. 18

ESPN

- MBB Top-25 Players for 2021-22 - No. 19

Lute Olson Award

- Lute Olson Award Preseason Watch List



Nahiem Alleyne led Tech with 42 3FG made last season.

THIS IS HOME

- Shout-out to David Cunningham of Tech Sideline for the below excerpt from an interview he had with Justyn Mutts.



CHALLENGING NON-CON

- Coach Young's non-conference scheduling philosophy is quite different from his predecessor - one in which should provide plenty of Quadrant 1 and Quadrant 2 opportunities for the NCAA Tournament resume.
- The Hokies have the potential to play up to six Quadrant 1 or 2 games in their non-conference slate, highlighted by games vs. Memphis, at Maryland and vs. St. Bonaventure.
- It's important to note, Tech secured two Quadrant 1 wins all of last season (vs. Villanova and vs. Virginia).
- Six of the Hokies' 11 non-conference games will be played either on the road or at neutral sites.
- Three of Tech's non-conference opponents appeared in the AP preseason poll: No. 12 Memphis, No. 21 Maryland and No. 23 St. Bonaventure.

HOKIES IN PRIMETIME

- If you're a night owl, then the Hokies' 2021-22 schedule will be right up your ally.
- Tech is set to appear in at least 10 games this season with an official start time of 8 p.m. or later. Seven of those games will tip at 9 p.m. or later.

NATIONAL POLLS

ASSOCIATED PRESS POLL

Updated: Oct. 18

Rank	School	Record	Points
1	Gonzaga (55)	0-0	1562
2	UCLA (8)	0-0	1459
3	Kansas	0-0	1427
4	Villanova	0-0	1332
5	Texas	0-0	1315
6	Michigan	0-0	1255
7	Purdue	0-0	1213
8	Baylor	0-0	992
9	Duke	0-0	963
10	Kentucky	0-0	894
11	Illinois	0-0	861
12	Memphis	0-0	831
13	Oregon	0-0	775
14	Alabama	0-0	713
15	Houston	0-0	694
16	Arkansas	0-0	673
17	Ohio State	0-0	581
18	Tennessee	0-0	563
19	North Carolina	0-0	547
20	Florida State	0-0	381
21	Maryland	0-0	294
22	Auburn	0-0	267
23	St. Bonaventure	0-0	238
24	Connecticut	0-0	161
25	Virginia	0-0	125

Receiving Votes: Michigan State 87, Indiana 41, USC 30, Arizona 26, **Virginia Tech 25**, Oklahoma State 25, Xavier 22, Texas Tech 17, Richmond 13, Rutgers 11, Colorado State 11, LSU 7, Belmont 7, San Diego State 5, St. John's 5, Mississippi State 5, Syracuse 5, Drake 4, Colorado 4, BYU 3, Notre Dame 3, Louisville 3

Dropped from Rankings: -

USA TODAY COACHES' POLL

Updated: Oct. 27

Rank	School	Record	Points
1	Gonzaga (29)	0-0	771
2	UCLA (2)	0-0	709
3	Kansas	0-0	705
4	Villanova	0-0	658
5	Texas	0-0	634
6	Michigan	0-0	627
7	Purdue	0-0	578
8	Baylor	0-0	542
9	Duke	0-0	490
10	Illinois	0-0	466
11	Kentucky	0-0	438
12	Oregon	0-0	382
13	Alabama	0-0	360
14	Houston	0-0	343
15	Arkansas	0-0	340
16	Memphis	0-0	337
17	Ohio State	0-0	280
—	Tennessee	0-0	280
19	Florida State	0-0	225
20	North Carolina	0-0	224
21	Maryland	0-0	150
22	Auburn	0-0	87
23	Connecticut	0-0	73
24	St. Bonaventure	0-0	71
25	Virginia	0-0	60

Receiving Votes: Michigan State 55, Texas Tech 46, Southern California 38, West Virginia 18, Indiana 13, **Virginia Tech 9**, Loyola-Chicago 9, Oklahoma State 8, Arizona 8, Creighton 7, Syracuse 6, Colorado State 5, Drake 4, Richmond 3, Notre Dame 3, Iowa 3, Rutgers 2, LSU 2, Colorado 2, Xavier 1, Nevada 1, Butler 1, Boise St. 1

Dropped from Rankings: -

TRACKING TECH


	AP	Coaches
Preseason	RV	RV
11/15	-	-
11/22	-	-
11/29	-	-
12/6	-	-
12/13	-	-
12/20	-	-
12/27	-	-
1/3	-	-
1/10	-	-
1/17	-	-
1/24	-	-
1/31	-	-
2/7	-	-
2/14	-	-
2/21	-	-
2/28	-	-
3/7	-	-
3/14	-	-
Final	-	-

Ratings Tracker (through Nov. 8)

ESPN.com BPI	-
KenPom.com	39
NCAA NET Rankings	-
Sagarin	-

Virginia Tech's "Best" NET Wins:

-



CASSELL COLISEUM - RENDERING OF PROPOSED \$75 MILLION-PLUS RENOVATION OF VIRGINIA TECH'S HOME VENUE

REACH FOR EXCELLENCE


- Virginia Tech announced on April 20, 2021 a \$400 million fundraising campaign to propel Hokie sports to the forefront of the Atlantic Coast Conference, prepare generations of student-athletes for success in life, and raise the university's profile nationwide.
- The campaign will leverage the momentum of recent successes on the field and in fundraising, such as adding about 10,000 more Hokie Club members in the past five years and opening the Student-Athlete Performance Center, thanks to a record gift. Still, leaders acknowledged that the athletics enterprise needs an infusion of revenue in order to compete at the top of the ACC.
- The budget increase will support athletics in three primary areas: facilities, coaching, and the student-athlete experience.



- The Reach for Excellence campaign has five main pillars, which are:
 - A football enhancement fund to build a program that consistently competes at the top of the ACC, by allotting \$30 million over time for recruiting, assistant coaches' salaries, quality-control coaches, player development, and capital needs.
 - Renovations to improve Cassell Coliseum, with at least \$50 million to be raised privately.
 - The Drive for 25 initiative to increase Hokie Club membership to 25,000 and raise \$20 million annually for student-

athlete scholarships.

- Striving for comprehensive excellence for all sports by providing operating expenses, facility improvements, nutritional and strength and conditioning programs, and more.
- Increasing the number of student-athlete scholarship endowments to expand capacity to support students and broaden reach in recruiting.
- When it's filled with nearly 10,000 fans cheering the Hokies to victory in the last seconds of a basketball game, Cassell Coliseum is an amazing sight. But when it's empty, the home of Virginia Tech basketball, volleyball, and wrestling shows its age. Built in the early 1960s, the Coliseum is due for an extensive renovation.
- Plans call for a completely redesigned experience, including:
 - A new glass entrance along Washington Street
 - Extended concourse areas along both sides to allow fans easier access to different sections of the coliseum
 - The addition of high-end premium seating areas, including club seating and luxury suites on both sides
- This much-needed \$75 million-plus project, helped by at least \$50 million in private support, would create one of the best home venues in the ACC.



“HOKIE TRACKS”



COMMENTS THAT LEFT AN IMPRESSION

“This team isn't getting the same amount of attention as other teams in the ACC, but it's likely going to start three fifth-year seniors and two juniors. That type of experience can't be understated.”

- **Jon Rothstein, College Hoops Today**

“Keep an eye baby on the Hokies.”

- **Dick Vitale, ESPN**

“Just so good to have him here. He affects a lot of things. He affects the energy of practice, he affects the winning culture and he's been a part of a lot of winning. I've so thoroughly enjoyed coaching him for his first two years. He's a star. You'll see him coming here in a second and he'll look like your paper boy [...].”

- **Mike Young on Storm Murphy**

“He has as high a basketball IQ as I've been around in 36 years. He's a dynamic athlete. He came to us as a good basketball player, but he's grown by leaps and bounds through his game, his ability to shoot, his ability to make plays off the bounce. [...] Justyn Mutts was probably the key to our year last year. As good as Keve was, as good as Wabissa Bede was. Justyn Mutts is a difference maker.”

- **Mike Young on Justyn Mutts**

2020-21 RANKING SUMMARY

Statistic	National Rank	Conference Rank	Value	National Leader	Value	Conference Leader	Value
3-pt Field Goal Attempts (340 ranked)	182	11	508	Alabama	989	Syracuse	679
Assist Turnover Ratio (340 ranked)	59	6	1.23	Iowa	2.02	Virginia	1.51
Assists Per Game (340 ranked)	94	8	14.2	Iowa	19.2	Duke	16.2
Blocked Shots Per Game (340 ranked)	81	8	3.9	Auburn	6.0	Florida St.	5.1
Defensive Rebounds per Game (340 ranked)	187	7	25.27	Wright St.	30.46	North Carolina	27.10
Fewest Fouls (340 ranked)	82	6	362	Howard	89	Virginia	323
Fewest Turnovers (340 ranked)	60	3	255	Howard	72	Louisville	229
Field-Goal Percentage (340 ranked)	110	7	45.0	Gonzaga	54.9	Georgia Tech	47.7
Field-Goal Percentage Defense (340 ranked)	129	7	42.4	Houston	37.8	Florida St.	39.7
Free Throw Attempts (340 ranked)	194	8	414	Gonzaga	702	North Carolina	624
Free Throws Made (340 ranked)	200	9	289	Gonzaga	513	North Carolina	417
Free-Throw Percentage (340 ranked)	209	12	69.8	Oral Roberts	82.1	Virginia	81.6
Offensive Rebounds Per Game (340 ranked)	212	10	9.27	North Carolina	15.76	North Carolina	15.76
Personal Fouls Per Game (340 ranked)	102	9	16.5	Miami (FL)	12.3	Miami (FL)	12.3
Rebound Margin (340 ranked)	106	5	2.4	North Carolina	10.4	North Carolina	10.4
Scoring Defense (340 ranked)	56	3	66.0	Loyola Chicago	56.1	Virginia	60.5
Scoring Margin (340 ranked)	77	3	6.1	Gonzaga	21.3	Florida St.	8.0
Scoring Offense (340 ranked)	149	8	72.0	Gonzaga	91.0	Florida St.	77.2
Steals Per Game (340 ranked)	310	13	4.8	Eastern Ky.	10.3	Georgia Tech	9.1
Three Pt FG Defense (340 ranked)	141	5	33.1	Colgate	26.4	Louisville	30.5
Three-Point Field Goals Per Game (340 ranked)	84	8	8.2	Oral Roberts	11.1	Notre Dame	9.1
Three-Point Field-Goal Percentage (340 ranked)	95	5	35.4	Baylor	41.3	Florida St.	37.6
Total 3-point FGM (340 ranked)	148	9	180	Alabama	348	Syracuse	237
Total Assists (340 ranked)	178	11	313	Gonzaga	601	North Carolina	443
Total Blocks (340 ranked)	114	10	85	Southern California	168	Syracuse	141
Total Rebounds (340 ranked)	235	13	760	Alabama	1,343	North Carolina	1,243
Total Rebounds Per Game (340 ranked)	212	8	34.55	Buffalo	43.76	North Carolina	42.86
Total Steals (340 ranked)	299	14	106	Eastern Ky.	299	Georgia Tech	236
Turnover Margin (340 ranked)	142	6	0.5	Abilene Christian	6.3	Georgia Tech	4.6
Turnovers Forced (340 ranked)	258	11	12.09	Abilene Christian	19.93	Georgia Tech	15.73
Turnovers Per Game (340 ranked)	63	6	11.6	Wisconsin	9.0	Virginia	9.2
Won-Lost Percentage (340 ranked)	60	3	68.2	Gonzaga	96.9	Florida St.	72.0
				Virginia		Virginia	72.0

GAMES STARTED

	Streak	21-22	Career	ACC
Hunter Cattoor	-	-	5	3
David N'Guessan	-	-	-	-
Sean Pedulla	-	-	-	-
Nahiem Alleyne	20	-	48	28
Storm Murphy	83*	-	120	-
Camden Johnson	-	-	-	-
Jalen Haynes	-	-	-	-
Darius Maddox	-	-	-	-
Ben Varga	-	-	-	-
Lynn Kidd	-	-	-	-
John Ojiako	-	-	2	2
Keve Aluma	30^	-	58	13
Justyn Mutts	21	-	71	13


* all games at Wofford
^ 8 games at Wofford



NON-CONFERENCE BREAKDOWN

Team	NET	Result
Maine		
at Navy		
Radford		
St. Francis (Pa.)		
Merrimack		
vs. Memphis		
vs. Xavier/Iowa St.		
at Maryland		
Cornell		
at Dayton		
vs. St. Bonaventure		

Tech will play at least three times at Barclays Center this season.



Keve Aluma notched a team-best six double-doubles last season.

SEASON BREAKDOWN

TECH'S RECORD WHEN...

	2021-22
Overall	0-0
ACC	0-0
At home	0-0
On the road	0-0
At neutral sites	0-0
After a win	0-0
After a loss	0-0
In overtime	0-0
vs. ranked opponents	0-0
Winning the opening tip	0-0
Losing the opening tip	0-0
Decided by 1-4 points or OT	0-0
Decided by 5-10 points	0-0
Decided by 11-20 points	0-0
Decided by 21+ points	0-0
Leading at half	0-0
Tied at half	0-0
Trailing at half	0-0
VT shoots 50% or better	0-0
VT shoots 40-49.9%	0-0
VT shoots less than 40%	0-0
VT out-shoots opponent	0-0
Opp. out-shoots VT	0-0
Opp. shoots 40% or better	0-0
Opp. shoots less than 40%	0-0
VT out-rebounds opponent	0-0
Opp. out-rebounds VT	0-0
Rebounds are tied	0-0
VT has more FT attempts	0-0
Opp. has more FT attempts	0-0
VT makes more 3-pointers	0-0
Opp. makes more 3-pointers	0-0
VT wins turnover battle	0-0
Opp. wins turnover battle	0-0
Turnovers are tied	0-0
VT scores 100+	0-0
VT scores 90-99 points	0-0
VT scores 80-89 points	0-0
VT scores 70-79 points	0-0
VT scores 60-69 points	0-0
VT scores 50-59 points	0-0
VT scores < 50 points	0-0
Opp. scores > 99 points	0-0
Opp. scores 90-99 points	0-0
Opp. scores 80-89 points	0-0
Opp. scores 70-79 points	0-0
Opp. scores 60-69 points	0-0
Opp. scores 50-59 points	0-0
Opp. scores < 50 points	0-0
Playing on Monday	0-0
Playing on Tuesday	0-0
Playing on Wednesday	0-0
Playing on Thursday	0-0
Playing on Friday	0-0
Playing on Saturday	0-0
Playing on Sunday	0-0
In November	0-0
In December	0-0
In January	0-0
In February	0-0
In March	0-0
Playing during the day	0-0
Playing at night	0-0
Wearing White	0-0
Wearing Maroon	0-0
Wearing Orange	0-0
Wearing Gray	0-0

STARTING LINEUPS

W/L

0-0 Murphy, Cattoor, Alleyne, Mutts, Aluma

Margin of Victory/Defeat

	1	2	3	4	5	6	7	8	9	10	11-19	20+
Wins	-	-	-	-	-	-	-	-	-	-	-	-
Losses	-	-	-	-	-	-	-	-	-	-	-	-

Most First Half Points

Virginia Tech	-	-
Opponents	-	-

Most Second Half Points

Virginia Tech	-	-
Opponents	-	-

Fewest First Half Points

Virginia Tech	-	-
Opponents	-	-

Fewest Second Half Points

Virginia Tech	-	-
Opponents	-	-

Largest Halftime Lead

Virginia Tech	-	-
Opponents	-	-

Largest Margin of Victory

Virginia Tech	-	-
Opponents	-	-

MISCELLANEOUS

How 1st Points Were Scored	Rebounds Leader	Blocks Leader	15+ Rebounds
Layup	-	-	-
3FG	-	-	-
Jumper	Assists Leader	10+ Points	20+ Rebounds
Dunk	-	-	-
Free-Throw	-	-	-
Tip-in	Steals Leader	20+ Points	5+ Assists
Scored VT's 1st Points	-	30+ Points	10+ Assists
First Off VT Bench	-	10+ Rebounds	5+ Steals
Points Leader	-	-	5+ Blocks
			Double-Doubles

THE LAST TIME

LAST TIME VIRGINIA TECH...

Scored 100+ points and won	100-64, vs. Delaware State, 11/20/19
Scored 100+ points and lost	100-104 (2OT), vs. Maryland, 2/27/10
Played in OT	70-75 (OT), vs. Florida, 3/19/21
Played in consecutive OTs	82-77 (OT), vs. UAB, 11/28/15; 79-81 (OT), vs. Northwestern, 12/1/15
Played in 2OT	79-77 (2OT), vs. North Carolina, 1/22/20
Played in 3OT	95-102 (3OT), vs. Miami (Fla.), 1/19/20
Scored 100+ points	100-64, vs. Delaware State, 11/20/19
Scored 90-99 points	97-57, vs. Coppin State, 12/29/20
Scored 80-89 points	84-46, vs. Wake Forest, 2/27/21
Scored 70-79 points	70-75 (OT), vs. Florida, 3/19/21
Scored 60-69 points	65-51, vs. No. 8/8 Virginia, 1/30/21
Scored 50-59 points	53-69, vs. Georgia Tech, 2/23/21
Scored 40-49 points	47-24, at No. 23/22 NC State, 2/2/19
Scored 30-39 points	39-65, at No. 19/19 Virginia, 1/4/20
Scored 20-29 points	27-40, at McGuire Hospital, 2/2/46
Scored 10-19 points	16-45, at Virginia, 1/30/39
Scored less than 10 points	9-29, vs. North Carolina, 1/12/35
Allowed 100+ points	95-102 (3OT), vs. Miami (Fla.), 1/19/20
Allowed 90-99 points	77-90, vs. BYU, 11/27/19
Allowed 80-89 points	73-81, vs. North Carolina, 3/11/21
Allowed 70-79 points	70-75 (OT), vs. Florida, 3/19/21
Allowed 60-69 points	53-69, vs. Georgia Tech, 2/23/21
Allowed 50-59 points	65-51, vs. No. 8/8 Virginia, 1/30/21
Allowed 40-49 points	84-46, vs. Wake Forest, 2/27/21
Allowed 30-39 points	92-37, vs. Maryland Eastern Shore, 12/29/19
Allowed 20-29 points	47-24, at No. 23/22 NC State, 2/2/19
Allowed 10-19 points	60-19, vs. Lynchburg, 1/9/46
Allowed less than 10 points	28-9, vs. Hampden-Sydney, 1/17/23
Scored at least 60 points in a half	66, 2nd Half, vs. The Citadel, 11/12/17
Largest margin of victory	83 points, vs. Randolph-Macon (87-4), 1/10/1911
Largest margin of victory in ACC	38 points, vs. Wake Forest (84-46), 2/27/21
Defeated a ranked opponent on the road	47-24, at No. 23/22 NC State, 2/2/19
Defeated a ranked opponent at home	65-51, vs. No. 8/8 Virginia, 1/30/21
Defeated a ranked opponent on a neutral court	81-73 (OT), vs. No. 3/3 Villanova, 11/28/20
Defeated a defending national champion	65-51, vs. No. 8/8 Virginia, 1/30/21
Held opponent without a double-figure scorer	65-47, vs. Miami (Fla.), 3/12/09
Failed to have a double-figure scorer	41-57, vs. Temple, 2/25/96
Had six players score in double figures	at Boston College, 2/25/17
Had seven players score in double figures	vs. The Citadel, 12/17/16
Did not make a 3FG	at Providence, 2/1/03
Opponent did not make a 3FG	at NC State, 2/10/10
Did not shoot a FT in the first half	vs. No. 3/3 Villanova, 11/28/20
Did not shoot a FT in the second half	vs. Virginia, 12/5/10
Opponent did not shoot a FT	vs. VMI, 12/21/19
Held an opponent under 10 points in a half	9 points, vs. Eastern Michigan, 12/22/11
Held an opponent under 20 points in a half	12 points, vs. Coppin State, 11/8/19
Had double-figure blocked shots	10, 84-46, vs. Wake Forest, 2/27/21
Came back from a double-figure deficit to win	10 points, vs. No. 8/8 Virginia, 1/30/21
Lost a double-digit lead	10 points, vs. Florida, 3/19/21
Led by 20 or more points at halftime	27 points, vs. Wake Forest, 2/27/21
Had 20-29 assists in a game	21, vs. Pitt, 2/15/20
Had 30 or more assists	36, vs. The Citadel, 11/12/17
Held a team under 20 percent from the floor	16.7%, at No. 23/22 NC State, 2/2/19
Held a team under three made FGs in a half	2 FG, vs. Notre Dame, 1/10/21
Won an NCAA Tournament game	67-58, vs. Liberty, 3/24/19

WHAT'S A HOKIE?

The answer leads all the way back to 1896 when Virginia Agricultural and Mechanical College changed its name to Virginia Polytechnic Institute. With the change came the necessity for writing a new cheer and a contest for such a purpose was held by the student body.



Senior O.M. Stull won first prize for his "Hokie" yell which is still used today. Later, when asked if "Hokie" had any special meaning, Stull explained the word was solely the product of his imagination and was used only as an attention-getter for his yell. It soon became a nickname for all Tech teams and for those people loyal to Tech athletics.

The official university school colors - Chicago Maroon and Burnt Orange - also were introduced in 1896. The colors were chosen by a committee because they made a 'unique combination' not worn elsewhere at the time. The official definition of "Hokie" is "a loyal Virginia Tech Fan."



OUR NAME

When referring to our name, we ask that you use Virginia Tech, Hokies or Tech - and not 'Vah Tech.' Thank you!

THE LAST TIME

LAST TIME A VIRGINIA TECH PLAYER...

Recorded a double-double	Keve Aluma (12 pts./14 rebs), vs. Georgia Tech, 2/23/21
Recorded a triple-double	Chris Clarke (13 pts./12 rebs./10 ast.), vs. The Citadel, 2/27/10
Two Tech players recorded double-doubles in same game	Keve Aluma (14 pts./12 rebs.) & Justyn Mutts (14 pts./11 rebs.), at Notre Dame, 1/27/21
Two Tech players recorded double-doubles in consecutive games	vs. North Carolina (ACC Tournament), 3/13/09; vs. Duquesne (NIT), 3/18/09
Had five or more steals	Nickeil Alexander-Walker (6), vs. Miami (Fla.), 1/30/19
Had 10 or more assists in a game	Wabissa Bede (10), vs. Delaware State, 11/20/19
Had 20 or more rebounds in a game	Jeff Allen (21), vs. Longwood, 12/14/08
Two Tech players with double-figure rebounds	Keve Aluma (12) & Justyn Mutts (11), at Notre Dame, 1/27/21
Two Tech players had five or more assists	Wabissa Bede (5) & Keve Aluma (5), at Pittsburgh, 2/3/21
Three Tech players had five or more assists	Chris Clarke (10), Justin Robinson (6) & Seth Allen (6), vs. The Citadel, 12/17/16
Four Tech players had five or more assists	Kerry Blackshear Jr. (8), Devin Wilson (7), Justin Robinson (7) & Chris Clarke (5), vs. The Citadel, 1/30/21
Three Tech players made five or more 3FG	Nahiem Alleyne (5), Jalen Cone (5) & Isaiah Wilkins (5), vs. Delaware State, 11/20/19
Eight or more Tech players made a 3FG	8 players, vs. Coppin State, 12/19/20
Two Tech players scored 20 or more points	Keve Aluma (23) & Nahiem Alleyne (20), vs. No. 3/3 Villanova, 11/28/20
Three Tech players scored 20 or more points	Nickeil Alexander-Walker (25), Ahmed Hill (23) & Justin Robinson (23), vs. No. 23/22 Purdue, 11/18/18
Two Tech players scored 20 or more points in consecutive games	Nickeil Alexander-Walker & Kerry Blackshear Jr., 11/10/17 & 11/12/17
Tech freshman scored 20 or more points in a game	Tyrece Radford (26) & Jalen Cone (20), vs. Miami (Fla.), 2/19/20
Three Tech freshmen scored in double figures in a game	Hunter Cattoor (14), Jalen Cone (11) & Lander Nolley II (10), vs. North Carolina, 3/10/20
Four Tech freshmen scored in double figures in a game	Landers Nolley II (21), Tyrece Radford (21), Jalen Cone (15) & Nahiem Alleyne (10), at Wake Forest, 1/14/20
Tech player scored 30-39 points in a game	Keve Aluma (30), at Pittsburgh, 2/3/21
Tech player scored 40-49 points in a game	Dorenzo Hudson (41), vs. Seton Hall, 1/2/10
Tech player scored 50+ points in a game	Bimbo Coles (51), vs. Southern Miss, 2/6/88
Tech player had consecutive double-doubles	Keve Aluma, 1/27/21, 1/30/21, 2/3/21
Tech player had three consecutive double-doubles	Keve Aluma, 1/27/21, 1/30/21, 2/3/21
Tech freshman had consecutive double-doubles	Kerry Blackshear Jr., 12/13/15, 12/19/15
Tech allowed a triple-double	Dennis Smith Jr. (27 pts./11 rebs./11 ast.), at NC State, 1/4/17
Tech had a walk-on score double figures	Christian Beyer (13), vs. Alabama A&M, 12/14/14



NAW IN YEAR 3

- Nickeil Alexander-Walker left his mark on Virginia Tech and is working on making a name for himself at the next level with the New Orleans Pelicans.
- A first-round draft pick in 2019, the Toronto native played in 46 games last season, averaging 21.9 minutes per game and 11 points per game.
- Recorded a season-high 37 points in a 111-106 loss to the Clippers on Jan. 13, 2021.

J-ROB HOOPIN' WITH THE BUCKS

- Justin Robinson played nine games for the Oklahoma City Thunder (all in April 2021) before playing Summer League for the Lakers.
- The Manassas, Virginia native is currently on a two-way contract with the defending NBA champion Milwaukee Bucks.





MIKE YOUNG

Head Coach | Third Season at Virginia Tech

2020-21 ACC Coach of the Year

CAREER RECORDS

Overall Record	330-267
Conference Games	191-141
Non-Conference Games	139-126
Conference Tournament	20-14
NCAA Tournament	1-6
Overtime Games	19-16
One-Point Games	10-13
vs. AP Top 25	5-21

VS. CURRENT ACC HEAD COACHES

Coach	All	VT	Wofford
Earl Grant	-	-	-
Brad Brownell	3-2	3-0	0-2
Mike Krzyzewski	1-3	1-2	0-1
Leonard Hamilton	0-1	0-1	-
Josh Pastner	1-3	0-2	1-1
Chris Mack	1-3	0-2	1-1
Jim Larrañaga	3-3	2-2	1-1
Kevin Keatts	1-0	1-0	-
Hubert Davis	-	-	-
Mike Brey	2-2	2-1	0-1
Jeff Capel III	1-1	1-1	-
Jim Boeheim	1-2	1-2	-
Tony Bennett	1-3	1-2	0-1
Steve Forbes	8-3	2-0	6-3
Total	23-26	14-15	9-11

vs. Coach Young

Earl Grant	-
Brad Brownell	2-3 at Clemson
Mike Krzyzewski	3-1 at Duke
Leonard Hamilton	1-0 at Florida State
Josh Pastner	3-1 at Georgia Tech
Chris Mack	1-1 at Xavier; 2-0 at UofL
Jim Larrañaga	0-1 at GMU; 3-2 at Miami
Kevin Keatts	0-1 at NC State
Hubert Davis	-
Mike Brey	2-2 at Notre Dame
Jeff Capel III	1-1 at Pitt
Jim Boeheim	2-1 at Syracuse
Tony Bennett	3-1 at UVA
Steve Forbes	3-6 at ETSU; 0-2 at Wake

▶ COACH YOUNG: CAREER BREAKDOWN

Season	School	Overall	Conference	Finish	Postseason	Ranking	RPI/NET
2002-03	Wofford	14-15 .483	8-8 .500	T6th	-	-/-	219
2003-04	Wofford	9-20 .310	4-12 .250	T10th	-	-/-	273
2004-05	Wofford	14-14 .500	7-9 .438	8th	-	-/-	225
2005-06	Wofford	11-18 .379	6-9 .400	9th	-	-/-	287
2006-07	Wofford	10-20 .333	5-13 .278	T9th	-	-/-	295
2007-08	Wofford	16-16 .500	8-12 .400	8th	-	-/-	191
2008-09	Wofford	16-14 .533	12-8 .600	4th	-	-/-	177
2009-10	Wofford	26-9 .743	15-3 .833	1st	NCAA First Round	-/-	73
2010-11	Wofford	21-13 .618	14-4 .778	T1st	NCAA First Round	-/-	105
2011-12	Wofford	19-14 .576	12-6 .667	T2nd	CBI	-/-	178
2012-13	Wofford	13-19 .406	7-11 .389	T8th	-	-/-	253
2013-14	Wofford	20-13 .606	11-5 .688	T3rd	NCAA First Round	-/-	152
2014-15	Wofford	28-7 .800	16-2 .889	1st	NCAA First Round	RV/-	49
2015-16	Wofford	15-17 .469	11-7 .611	T3rd	-	-/-	202
2016-17	Wofford	16-17 .485	10-8 .556	T4th	-	-/-	189
2017-18	Wofford	21-13 .618	11-7 .611	T4th	CIT	-/-	141
2018-19	Wofford	30-5 .857	18-0 1.000	1st	NCAA Second Round	19/18	14
Totals	17 Seasons	299-244 .551	175-124 .585				
2019-20	Virginia Tech	16-16 .500	7-13 .350	T10th	-	-/-	92
2020-21	Virginia Tech	15-7 .682	9-4 .692	3rd	NCAA First Round	25/RV	51
2021-22	Virginia Tech	-	-	-	-	-/-	-
Totals	2 Seasons	31-23 .574	16-17 .485				
Overall	19 Seasons	330-267 .553	191-141 .575				

▶ THE YOUNG FILE

Born	5/1/1963
Hometown	Radford, Virginia
Wife	Margaret
Children	Cooper, Davis
Education	Emory & Henry, 1986
Joined Tech Staff	4/7/2019
Years as College Head Coach	20
Years as College Coach	35

Coaching Career

1986-88	Assistant Coach, Emory & Henry
1988-89	Assistant Coach, Radford
1989-02	Assistant Coach, Wofford
2002-19	Head Coach, Wofford
2019-pr.	Head Coach, Virginia Tech

▶ ACCOMPLISHMENTS

Six NCAA Tournaments

2021, 2019, 2015, 2014, 2011, 2010

Five SoCon Tournament Championships

2019, 2015, 2014, 2011, 2010

Four SoCon Regular-Season Titles

2019, 2015, 2011, 2010

Two-time National Coach of the Year

2019 (Sporting News), 2010 (Hugh Durham)

Three AP All-America Selections

Fletcher Magee (2018-19), Karl Cochran (2014-15), Noah Dahlman (2009-10)

0 HUNTER CATTOOR

JUNIOR Guard | 6-3 | 200 | Human Development
Orlando, Florida | Bishop Moore



SEASON/CAREER BESTS

POINTS

Season -
Career 17 vs. UMES (12/29/19)

REBOUNDS

Season -
Career 8 vs. Coppin State (11/08/19)

ASSISTS

Season -
Career 5 vs. Coppin State (12/19/20)

BLOCKS

Season -
Career 3 vs. Wake Forest (2/27/21)

STEALS

Season -
Career 3 (3x), last at Notre Dame (1/27/21)

MINUTES

Season -
Career 35 at Miami (2/6/21)

FIELD GOALS MADE

Season -
Career 6 vs. UMES (12/29/19)

FIELD GOALS ATTEMPTED

Season -
Career 11 (2x), last at Miami (2/6/21)

3-PT. FIELD GOALS MADE

Season -
Career 5 vs. UMES (12/29/19)

3-PT. FIELD GOALS ATTEMPTED

Season -
Career 10 vs. North Carolina (3/10/20)

FREE THROWS MADE

Season -
Career 6 vs. South Florida (11/29/20)

FREE THROWS ATTEMPTED

Season -
Career 8 vs. South Florida (11/29/20)

CAREER STATS

	GP-GS	MIN	AVG	FG-FGA	FG%	3FG-FGA	3FG%	FT-FTA	FT%	OFF-DEF-TOT	AVG	PF-FO	AST	TO	BLK	STL	PTS	AVG
2019-20	31-3	629	20.3	69-165	.418	51-127	.402	14-22	.636	4-73-77	2.5	44-0	35	16	4	31	203	6.5
2020-21	22-2	489	22.2	57-125	.456	39-90	.433	34-43	.791	2-39-41	1.9	34-1	30	26	11	20	187	8.5
2021-22	-	-	-	-	-	-	-	-	-	-	-	-	-	-	-	-	-	-
TOTAL	53-5	1018	19.2	126-290	.434	90-217	.415	48-65	.738	6-112-118	2.2	78-1	65	42	15	51	390	7.4

- One of Tech's top threats from three.
- Had 12 games of hitting three or more 3FGs during the 2020-21 season.
- Reached double-figure scoring 11 times as a sophomore.
- Made the game-tying 3-pointer to send the Miami (Fla.) (2/6) game into overtime, and then hit two clutch free throws in the final four seconds of OT to make it a two-possession game and preserve the win - finishing with 14 points and three rebounds.
- Played in 31 games, drawing three starts in 2019-20.
- Originally committed to Wofford, but signed with the Hokies after Virginia Tech's hiring of Mike Young.
- Four-year letterwinner at Bishop Moore High School.
- FHSAA 6A first-team All-State and District Player of the Year.
- Scored 1,420 points in high school. Was a 3-star (247 Sports).
- Also played quarterback on Bishop Moore's football team.

Last name pronounced: cuh-TOUR

2021-22 GAME-BY-GAME STATS

OPPONENT	DATE	ST	MIN	FG-FGA	PCT	3FG-FGA	PCT	FT-FTA	PCT	OFF	DEF	TOT	PF	A	T/O	BLK	STL	PTS	
Maine	11/9/21																		
at Navy	11/12/21																		
Radford	11/15/21																		
St. Francis (Pa.)	11/18/21																		
Merrimack	11/21/21																		
vs. Memphis	11/24/21																		
TBD	11/26/21																		
at Maryland	12/1/21																		
Wake Forest	12/4/21																		
Cornell	12/8/21																		
at Dayton	12/12/21																		
vs. St. Bonaventure	12/17/21																		
at Duke	12/22/21																		
at North Carolina	12/29/21																		
Pittsburgh	1/1/22																		
NC State	1/4/22																		
at Virginia	1/12/22																		
Notre Dame	1/15/22																		
at NC State	1/19/22																		
at Boston College	1/22/22																		
Miami	1/26/22																		
at Florida State	1/29/22																		
Georgia Tech	2/2/22																		
at Pittsburgh	2/5/22																		
Syracuse	2/12/22																		
Virginia	2/14/22																		
North Carolina	2/19/22																		
at Georgia Tech	2/23/22																		
at Miami	2/26/22																		
Louisville	3/1/22																		
at Clemson	3/5/22																		

PRODUCTION TRACKER

	This Season	Career
Scored 10+ Points	-	21
Scored 20+ Points	-	-
Led Tech in Scoring	-	2
Made 3+ 3FGs	-	12
Led Tech in 3FGM	-	9
Shot over 40% from 3	-	31
Had a Double-Double	-	-
Had Multiple Assists	-	18
Had Multiple Steals	-	14



1 DAVID N'GUESSAN

SOPHOMORE Forward | 6-9 | 205 | Sociology
De Lier, The Netherlands | Mt. Zion Prep



SEASON/CAREER BESTS

POINTS

Season -
Career 13 at Wake Forest (1/17/21)

REBOUNDS

Season -
Career 7 vs. Longwood (12/21/20)

ASSISTS

Season -
Career 2 (2x), last at Miami (2/6/21)

BLOCKS

Season -
Career 1 (2x), last vs. Wake Forest (2/27/21)

STEALS

Season -
Career 2 (2x), last vs. Wake Forest (2/27/21)

MINUTES

Season -
Career 20 vs. Wake Forest (2/27/21)

FIELD GOALS MADE

Season -
Career 5 at Wake Forest (1/17/21)

FIELD GOALS ATTEMPTED

Season -
Career 5 (3x), last vs. Wake Forest (2/27/21)

3-PT. FIELD GOALS MADE

Season -
Career -

3-PT. FIELD GOALS ATTEMPTED

Season -
Career 1 (2x), last vs. Wake Forest (2/27/21)

FREE THROWS MADE

Season -
Career 3 at Wake Forest (1/17/21)

FREE THROWS ATTEMPTED

Season -
Career 5 (2x), last vs. Wake Forest (2/27/21)

CAREER STATS

	GP-GS	MIN	AVG	FG-FGA	FG%	3FG-FGA	3FG%	FT-FTA	FT%	OFF-DEF-TOT	AVG	PF-FO	AST	TO	BLK	STL	PTS	AVG
2020-21	21-0	202	9.6	21-36	.583	0-2	.000	13-31	.419	15-33-48	2.3	33-1	8	9	2	6	55	2.6
2021-22	-	-	-	-	-	-	-	-	-	-	-	-	-	-	-	-	-	-
TOTAL	21-0	202	9.6	21-36	.583	0-2	.000	13-31	.419	15-33-48	2.3	33-1	8	9	2	6	55	2.6

- Look for a huge jump in production; he's had one of the more impressive offseasons for the Hokies *Last name pronounced: GUH-sahn*
- Worked on extending his range to the 3-point line.
- Appeared in 21 of 22 games as a freshman.
- Reached double-figure scoring in back-to-back games at Wake Forest (1/17/21) and at Syracuse (1/23/21).
- Totaled a career-high 13 points in 14 minutes in the 64-60 win at Wake Forest (1/17/21).
- A consensus three-star recruit by Rivals and 247 Sports.
- Averaged 15 points, seven rebounds and three assists per game at Mt. Zion Prep during the 2019-20 season.
- Chose the Hokies over St. Joseph's, VCU and Washington State.

2021-22 GAME-BY-GAME STATS

OPPONENT	DATE	ST	MIN	FG-FGA	PCT	3FG-FGA	PCT	FT-FTA	PCT	OFF	DEF	TOT	PF	A	T/O	BLK	STL	PTS	
Maine	11/9/21																		
at Navy	11/12/21																		
Radford	11/15/21																		
St. Francis (Pa.)	11/18/21																		
Merrimack	11/21/21																		
vs. Memphis	11/24/21																		
TBD	11/26/21																		
at Maryland	12/1/21																		
Wake Forest	12/4/21																		
Cornell	12/8/21																		
at Dayton	12/12/21																		
vs. St. Bonaventure	12/17/21																		
at Duke	12/22/21																		
at North Carolina	12/29/21																		
Pittsburgh	1/1/22																		
NC State	1/4/22																		
at Virginia	1/12/22																		
Notre Dame	1/15/22																		
at NC State	1/19/22																		
at Boston College	1/22/22																		
Miami	1/26/22																		
at Florida State	1/29/22																		
Georgia Tech	2/2/22																		
at Pittsburgh	2/5/22																		
Syracuse	2/12/22																		
Virginia	2/14/22																		
North Carolina	2/19/22																		
at Georgia Tech	2/23/22																		
at Miami	2/26/22																		
Louisville	3/1/22																		
at Clemson	3/5/22																		

PRODUCTION TRACKER

	This Season	Career
Scored 10+ Points	-	2
Scored 20+ Points	-	-
Led Tech in Scoring	-	-
Made multiple 3FGs	-	-
Had 5+ Rebounds	-	4
Had a Double-Double	-	-
Had Multiple Assists	-	2
Had Multiple Steals	-	2
Had Multiple Blocks	-	-



3 SEAN PEDULLA

FRESHMAN Guard | 6-1 | 190 | Sports Media and Analytics
Edmond, Oklahoma | Edmond Memorial



SEASON/CAREER BESTS

POINTS

Season -
Career -

REBOUNDS

Season -
Career -

ASSISTS

Season -
Career -

BLOCKS

Season -
Career -

STEALS

Season -
Career -

MINUTES

Season -
Career -

FIELD GOALS MADE

Season -
Career -

FIELD GOALS ATTEMPTED

Season -
Career -

3-PT. FIELD GOALS MADE

Season -
Career -

3-PT. FIELD GOALS ATTEMPTED

Season -
Career -

FREE THROWS MADE

Season -
Career -

FREE THROWS ATTEMPTED

Season -
Career -

CAREER STATS

	GP-GS	MIN	AVG	FG-FGA	FG%	3FG-FGA	3FG%	FT-FTA	FT%	OFF-DEF-TOT	AVG	PF-FO	AST	TO	BLK	STL	PTS	AVG	
2021-22	-	-	-	-	-	-	-	-	-	-	-	-	-	-	-	-	-	-	-
TOTAL																			

- Will contribute minutes at point guard
- Solid sharpshooter from downtown
- Guided Edmond Memorial to three state tournaments.
- Two-time all-state selection and COAC Offensive Player of the Year that averaged 17.6 points a game as a senior
- Rated the 165th-best prospect in the 2021 class on 247Sports.
- Tabbed the second-best player in the state of Oklahoma and the 25th-best point guard nationally, according to 247Sports.
- Chose the Hokies over Minnesota and Oklahoma State.

Last name pronounced: puh-DOOL-uh

2021-22 GAME-BY-GAME STATS

OPPONENT	DATE	ST	MIN	FG-FGA	PCT	3FG-FGA	PCT	FT-FTA	PCT	OFF	DEF	TOT	PF	A	T/O	BLK	STL	PTS	
Maine	11/9/21																		
at Navy	11/12/21																		
Radford	11/15/21																		
St. Francis (Pa.)	11/18/21																		
Merrimack	11/21/21																		
vs. Memphis	11/24/21																		
TBD	11/26/21																		
at Maryland	12/1/21																		
Wake Forest	12/4/21																		
Cornell	12/8/21																		
at Dayton	12/12/21																		
vs. St. Bonaventure	12/17/21																		
at Duke	12/22/21																		
at North Carolina	12/29/21																		
Pittsburgh	1/1/22																		
NC State	1/4/22																		
at Virginia	1/12/22																		
Notre Dame	1/15/22																		
at NC State	1/19/22																		
at Boston College	1/22/22																		
Miami	1/26/22																		
at Florida State	1/29/22																		
Georgia Tech	2/2/22																		
at Pittsburgh	2/5/22																		
Syracuse	2/12/22																		
Virginia	2/14/22																		
North Carolina	2/19/22																		
at Georgia Tech	2/23/22																		
at Miami	2/26/22																		
Louisville	3/1/22																		
at Clemson	3/5/22																		

PRODUCTION TRACKER

	This Season
Scored 10+ Points	-
Scored 20+ Points	-
Led Tech in Scoring	-
Made 3+ 3FGs	-
Led Tech in 3FGM	-
Shot over 40% from 3	-
Had a Double-Double	-
Had Multiple Assists	-
Had Multiple Steals	-



4 NAHIEM ALLEYNE

JUNIOR Guard | 6-4 | 195 | Human Development
Buford, Georgia | Mountain View



SEASON/CAREER BESTS

POINTS

Season -
Career 28 vs. Florida (3/19/21)

REBOUNDS

Season -
Career 9 at Notre Dame (1/27/21)

ASSISTS

Season -
Career 5 (2x), last vs. Wake Forest (2/27/21)

BLOCKS

Season -
Career 2 vs. Delaware State (11/20/19)

STEALS

Season -
Career 3 at Louisville (1/6/21)

MINUTES

Season -
Career 38 vs. Florida (3/19/21)

FIELD GOALS MADE

Season -
Career 8 vs. Florida (3/19/21)

FIELD GOALS ATTEMPTED

Season -
Career 18 vs. Florida (3/19/21)

3-PT. FIELD GOALS MADE

Season -
Career 5 (4x), last at Syracuse (1/23/21)

3-PT. FIELD GOALS ATTEMPTED

Season -
Career 10 (3x), last vs. Florida (3/19/21)

FREE THROWS MADE

Season -
Career 8 vs. Florida (3/19/21)

FREE THROWS ATTEMPTED

Season -
Career 11 vs. Florida (3/19/21)

CAREER STATS

	GP-GS	MIN	AVG	FG-FGA	FG%	3FG-FGA	3FG%	FT-FTA	FT%	OFF-DEF-TOT	AVG	PF-FO	AST	TO	BLK	STL	PTS	AVG
2019-20	32-27	832	26.0	92-237	.388	49-126	.389	48-63	.762	6-69-75	2.3	51-1	46	27	6	12	281	8.8
2020-21	22-21	623	28.3	78-199	.392	42-103	.408	46-57	.807	4-54-58	2.6	47-0	37	33	2	15	244	11.1
2021-22	-	-	-	-	-	-	-	-	-	-	-	-	-	-	-	-	-	-
TOTAL	54-48	1455	26.9	170-436	.390	91-229	.397	94-120	.783	10-123-133	2.5	98-1	83	60	8	27	525	9.7

- One of Tech's top threats from three.
- Had seven games of hitting three or more 3FGs during the 2020-21 season.
- Reached double-figure scoring 13 times as a sophomore.
- Made the game-tying 3-pointer to send the Florida (3/19) game into overtime in the first round of the 2021 NCAA Tournament.
- Started 21 of 22 games in 2020-21.
- Shot 40.8 percent from three last season, which was second on the team.
- Two-time ACC Men's Basketball All-Academic Team honoree.
- Averaged 17.2 points per game and made 63 three-pointers in the 2018-19 season at Mountain View.
- A three-star recruit by 247 Sports that was ranked as the 21st-best player in the state of Georgia.
- Born in Long Island, New York; family moved to Georgia when he was in middle school.
- Into anime, and in his opinion, J. Cole is the best rapper of all-time - it's not up for debate.

Name pronounced: nah-HEEM ah-LEAN

2021-22 GAME-BY-GAME STATS

OPPONENT	DATE	ST	MIN	FG-FGA	PCT	3FG-FGA	PCT	FT-FTA	PCT	OFF	DEF	TOT	PF	A	T/O	BLK	STL	PTS	
Maine	11/9/21																		
at Navy	11/12/21																		
Radford	11/15/21																		
St. Francis (Pa.)	11/18/21																		
Merrimack	11/21/21																		
vs. Memphis	11/24/21																		
TBD	11/26/21																		
at Maryland	12/1/21																		
Wake Forest	12/4/21																		
Cornell	12/8/21																		
at Dayton	12/12/21																		
vs. St. Bonaventure	12/17/21																		
at Duke	12/22/21																		
at North Carolina	12/29/21																		
Pittsburgh	1/1/22																		
NC State	1/4/22																		
at Virginia	1/12/22																		
Notre Dame	1/15/22																		
at NC State	1/19/22																		
at Boston College	1/22/22																		
Miami	1/26/22																		
at Florida State	1/29/22																		
Georgia Tech	2/2/22																		
at Pittsburgh	2/5/22																		
Syracuse	2/12/22																		
Virginia	2/14/22																		
North Carolina	2/19/22																		
at Georgia Tech	2/23/22																		
at Miami	2/26/22																		
Louisville	3/1/22																		
at Clemson	3/5/22																		

PRODUCTION TRACKER

	This Season	Career
Scored 10+ Points	-	25
Scored 20+ Points	-	5
Led Tech in Scoring	-	9
Made 3+ 3FGs	-	15
Led Tech in 3FGM	-	13
Shot over 40% from 3	-	26
Had a Double-Double	-	-
Had Multiple Assists	-	22
Had Multiple Steals	-	4



5 STORM MURPHY

GRADUATE STUDENT Guard | 6-0 | 185 | Leadership Studies
Middleton, Wisconsin | Wofford



SEASON/CAREER BESTS

POINTS

Season -
Career 28 vs. Western Carolina (1/23/21)

REBOUNDS

Season -
Career 8 vs. South Florida (12/12/20)

ASSISTS

Season -
Career 11 vs. Samford (1/2/21)

BLOCKS

Season -
Career 1 (3x), last at Samford (3/2/19)

STEALS

Season -
Career 4 vs. Mercer (3/3/18)

MINUTES

Season -
Career 40 at UNC Greensboro (2/19/20)

FIELD GOALS MADE

Season -
Career 10 vs. Western Carolina (1/23/21)

FIELD GOALS ATTEMPTED

Season -
Career 19 at Chattanooga (1/16/21)

3-PT. FIELD GOALS MADE

Season -
Career 5 (6x), last at VMI (1/13/21)

3-PT. FIELD GOALS ATTEMPTED

Season -
Career 10 (6x), last vs. VMI (2/3/21)

FREE THROWS MADE

Season -
Career 8 (3x), last vs. The Citadel (2/17/21)

FREE THROWS ATTEMPTED

Season -
Career 10 vs. The Citadel (2/17/21)

- Consummate point guard with four years of college experience.
- First-Team All-SoCon and named to SoCon All-Tournament Team last season.
- Averaged 17.8 points, 3.3 rebounds and 4.3 assists as a senior at Wofford - one of only 11 players to average that stat line or better nationally.
- NABC All-District 21 First Team selection who was featured on the Lou Henson Award Mid-Season Watch List.
- Started all 24 games in 2020-21.
- Tallied double figures in 21 of 24 contests, including 10 20-point performances, and dished over five assists on eight occasions.
- Graduated from Wofford with 1,315 career points, which rank 24th all-time in program history.

2021-22 GAME-BY-GAME STATS

OPPONENT	DATE	ST	MIN	FG-FGA	PCT	3FG-FGA	PCT	FT-FTA	PCT	OFF	DEF	TOT	PF	A	T/O	BLK	STL	PTS	
Maine	11/9/21																		
at Navy	11/12/21																		
Radford	11/15/21																		
St. Francis (Pa.)	11/18/21																		
Merrimack	11/21/21																		
vs. Memphis	11/24/21																		
TBD	11/26/21																		
at Maryland	12/1/21																		
Wake Forest	12/4/21																		
Cornell	12/8/21																		
at Dayton	12/12/21																		
vs. St. Bonaventure	12/17/21																		
at Duke	12/22/21																		
at North Carolina	12/29/21																		
Pittsburgh	1/1/22																		
NC State	1/4/22																		
at Virginia	1/12/22																		
Notre Dame	1/15/22																		
at NC State	1/19/22																		
at Boston College	1/22/22																		
Miami	1/26/22																		
at Florida State	1/29/22																		
Georgia Tech	2/2/22																		
at Pittsburgh	2/5/22																		
Syracuse	2/12/22																		
Virginia	2/14/22																		
North Carolina	2/19/22																		
at Georgia Tech	2/23/22																		
at Miami	2/26/22																		
Louisville	3/1/22																		
at Clemson	3/5/22																		

PRODUCTION TRACKER

	This Season	Career
Scored 10+ Points	-	59
Scored 20+ Points	-	12
Led Tech in Scoring	-	-
Made 3+ 3FGs	-	33
Led Tech in 3FGM	-	-
Shot over 40% from 3	-	71
Had a Double-Double	-	1
Had 5+ Assists	-	35
Had Multiple Steals	-	23



CAREER STATS

	GP-GS	MIN	AVG	FG-FGA	FG%	3FG-FGA	3FG%	FT-FTA	FT%	OFF-DEF-TOT	AVG	PF-FO	AST	TO	BLK	STL	PTS	AVG
2017-18	34-29	932	27.4	70-160	.438	41-107	.383	32-38	.842	7-68-75	2.2	44-0	135	56	1	30	213	6.3
2018-19	34-33	890	26.2	98-196	.500	50-106	.472	27-32	.844	4-58-62	1.8	59-0	112	41	1	24	273	8.0
2019-20	34-34	1071	31.5	147-318	.462	64-152	.421	45-52	.865	10-80-90	2.6	56-1	121	75	1	25	403	11.9
2020-21	24-24	830	34.6	143-304	.470	70-175	.400	70-83	.843	14-64-78	3.3	29-0	104	65	-	23	426	17.8
2021-22	-	-	-	-	-	-	-	-	-	-	-	-	-	-	-	-	-	-
TOTAL	126-120	3723	29.5	458-978	.468	225-540	.417	174-205	.849	35-270-305	2.4	188-1	472	237	3	102	1315	10.4

10 CAMDEN JOHNSON

FRESHMAN Guard | 6-1 | 175 | Business, Undecided
Waxhaw, North Carolina | Metrolina Christian Academy



- Recruited as a preferred walk-on.
- Averaged 14 points, 6.6 rebounds, 3.2 assists and 2.3 steals per game his senior season at Metrolina.
- Parents, Joey and Cindy Johnson, both attended Virginia Tech.

SEASON/CAREER BESTS

POINTS

Season -
Career -

REBOUNDS

Season -
Career -

ASSISTS

Season -
Career -

BLOCKS

Season -
Career -

STEALS

Season -
Career -

MINUTES

Season -
Career -

FIELD GOALS MADE

Season -
Career -

FIELD GOALS ATTEMPTED

Season -
Career -

3-PT. FIELD GOALS MADE

Season -
Career -

3-PT. FIELD GOALS ATTEMPTED

Season -
Career -

FREE THROWS MADE

Season -
Career -

FREE THROWS ATTEMPTED

Season -
Career -

2021-22 GAME-BY-GAME STATS

OPPONENT	DATE	ST	MIN	FG-FGA	PCT	3FG-FGA	PCT	FT-FTA	PCT	OFF	DEF	TOT	PF	A	T/O	BLK	STL	PTS	
Maine	11/9/21																		
at Navy	11/12/21																		
Radford	11/15/21																		
St. Francis (Pa.)	11/18/21																		
Merrimack	11/21/21																		
vs. Memphis	11/24/21																		
TBD	11/26/21																		
at Maryland	12/1/21																		
Wake Forest	12/4/21																		
Cornell	12/8/21																		
at Dayton	12/12/21																		
vs. St. Bonaventure	12/17/21																		
at Duke	12/22/21																		
at North Carolina	12/29/21																		
Pittsburgh	1/1/22																		
NC State	1/4/22																		
at Virginia	1/12/22																		
Notre Dame	1/15/22																		
at NC State	1/19/22																		
at Boston College	1/22/22																		
Miami	1/26/22																		
at Florida State	1/29/22																		
Georgia Tech	2/2/22																		
at Pittsburgh	2/5/22																		
Syracuse	2/12/22																		
Virginia	2/14/22																		
North Carolina	2/19/22																		
at Georgia Tech	2/23/22																		
at Miami	2/26/22																		
Louisville	3/1/22																		
at Clemson	3/5/22																		

PRODUCTION TRACKER

	This Season
Scored 5+ Points	-
Scored 10+ Points	-
Made Multiple 3FGs	-
Made 3+ 3FGs	-
Led Tech in 3FGM	-
Shot over 40% from 3	-
Played 5+ Minutes	-
Had Multiple Assists	-
Had Multiple Steals	-



CAREER STATS

	GP-GS	MIN	AVG	FG-FGA	FG%	3FG-FGA	3FG%	FT-FTA	FT%	OFF-DEF-TOT	AVG	PF-FO	AST	TO	BLK	STL	PTS	AVG	
2021-22	-	-	-	-	-	-	-	-	-	-	-	-	-	-	-	-	-	-	-
TOTAL																			

11 JALEN HAYNES

FRESHMAN Forward | 6-8 | 250 | Human Development
Ft. Lauderdale, Florida | Montverde Academy



SEASON/CAREER BESTS

POINTS

Season -
Career -

REBOUNDS

Season -
Career -

ASSISTS

Season -
Career -

BLOCKS

Season -
Career -

STEALS

Season -
Career -

MINUTES

Season -
Career -

FIELD GOALS MADE

Season -
Career -

FIELD GOALS ATTEMPTED

Season -
Career -

3-PT. FIELD GOALS MADE

Season -
Career -

3-PT. FIELD GOALS ATTEMPTED

Season -
Career -

FREE THROWS MADE

Season -
Career -

FREE THROWS ATTEMPTED

Season -
Career -

CAREER STATS

	GP-GS	MIN	AVG	FG-FGA	FG%	3FG-FGA	3FG%	FT-FTA	FT%	OFF-DEF-TOT	AVG	PF-FO	AST	TO	BLK	STL	PTS	AVG	
2021-22	-	-	-	-	-	-	-	-	-	-	-	-	-	-	-	-	-	-	-
TOTAL																			

- Played a postgraduate season at Montverde Academy during the 2020-21 season for head coach Ben Wisniewski; averaged 20.2 points and 10.6 rebounds. *First name pronounced: JAY-lin*
- Before Montverde, played at Dillard High School for legendary head coach Darryl Burrows.
- At Dillard in 2019-20, averaged 18 points, 10 rebounds and two blocks, while leading the Panthers to a 24-8 record and to the state title game.
- Three-star recruit by 247Sports.
- Chose the Hokies over Mississippi State, Boston College and UCF.

2021-22 GAME-BY-GAME STATS

OPPONENT	DATE	ST	MIN	FG-FGA	PCT	3FG-FGA	PCT	FT-FTA	PCT	OFF	DEF	TOT	PF	A	T/O	BLK	STL	PTS	
Maine	11/9/21																		
at Navy	11/12/21																		
Radford	11/15/21																		
St. Francis (Pa.)	11/18/21																		
Merrimack	11/21/21																		
vs. Memphis	11/24/21																		
TBD	11/26/21																		
at Maryland	12/1/21																		
Wake Forest	12/4/21																		
Cornell	12/8/21																		
at Dayton	12/12/21																		
vs. St. Bonaventure	12/17/21																		
at Duke	12/22/21																		
at North Carolina	12/29/21																		
Pittsburgh	1/1/22																		
NC State	1/4/22																		
at Virginia	1/12/22																		
Notre Dame	1/15/22																		
at NC State	1/19/22																		
at Boston College	1/22/22																		
Miami	1/26/22																		
at Florida State	1/29/22																		
Georgia Tech	2/2/22																		
at Pittsburgh	2/5/22																		
Syracuse	2/12/22																		
Virginia	2/14/22																		
North Carolina	2/19/22																		
at Georgia Tech	2/23/22																		
at Miami	2/26/22																		
Louisville	3/1/22																		
at Clemson	3/5/22																		

PRODUCTION TRACKER

	This Season
Scored 10+ Points	-
Had 5+ Rebounds	-
Had Multiple Blocks	-
Led Tech in Blocks	-
Had Multiple Steals	-
Shot over 50% from the floor	-
Played 10+ Minutes	-
Shot 5+ Free Throws	-
Had Multiple Dunks	-



13 DARIUS MADDOX

SOPHOMORE Guard | 6-5 | 185 | Sports Media and Analytics
Bowie, Maryland | Oak Hill Academy



SEASON/CAREER BESTS

POINTS

Season -
Career 9 vs. Coppin State (12/19/20)

REBOUNDS

Season -
Career 1 (2x), last vs. Longwood (12/21/20)

ASSISTS

Season -
Career 1 (3x), last at Syracuse (1/23/21)

BLOCKS

Season -
Career 1 vs. Miami (12/29/20)

STEALS

Season -
Career -

MINUTES

Season -
Career 9 vs. Coppin State (12/19/20)

FIELD GOALS MADE

Season -
Career 3 vs. Coppin State (12/19/20)

FIELD GOALS ATTEMPTED

Season -
Career 4 vs. Coppin State (12/19/20)

3-PT. FIELD GOALS MADE

Season -
Career 3 vs. Coppin State (12/19/20)

3-PT. FIELD GOALS ATTEMPTED

Season -
Career 3 vs. Coppin State (12/19/20)

FREE THROWS MADE

Season -
Career -

FREE THROWS ATTEMPTED

Season -
Career -

- Appeared in 11 games in 2020-21, recording a season-high nine points vs. Coppin State (12/19/20).
- Rated 84th overall and the 14th-best shooting guard on 247 Sports.
- Chose the Hokies over Cincinnati, Creighton, Georgetown and Seton Hall.

2021-22 GAME-BY-GAME STATS

OPPONENT	DATE	ST	MIN	FG-FGA	PCT	3FG-FGA	PCT	FT-FTA	PCT	OFF	DEF	TOT	PF	A	T/O	BLK	STL	PTS	
Maine	11/9/21																		
at Navy	11/12/21																		
Radford	11/15/21																		
St. Francis (Pa.)	11/18/21																		
Merrimack	11/21/21																		
vs. Memphis	11/24/21																		
TBD	11/26/21																		
at Maryland	12/1/21																		
Wake Forest	12/4/21																		
Cornell	12/8/21																		
at Dayton	12/12/21																		
vs. St. Bonaventure	12/17/21																		
at Duke	12/22/21																		
at North Carolina	12/29/21																		
Pittsburgh	1/1/22																		
NC State	1/4/22																		
at Virginia	1/12/22																		
Notre Dame	1/15/22																		
at NC State	1/19/22																		
at Boston College	1/22/22																		
Miami	1/26/22																		
at Florida State	1/29/22																		
Georgia Tech	2/2/22																		
at Pittsburgh	2/5/22																		
Syracuse	2/12/22																		
Virginia	2/14/22																		
North Carolina	2/19/22																		
at Georgia Tech	2/23/22																		
at Miami	2/26/22																		
Louisville	3/1/22																		
at Clemson	3/5/22																		

PRODUCTION TRACKER

	This Season	Career
Scored 10+ Points	-	-
Scored 20+ Points	-	-
Led Tech in Scoring	-	-
Made 3+ 3FGs	-	1
Led Tech in 3FGM	-	-
Shot over 40% from 3	-	1
Had a Double-Double	-	-
Had Multiple Assists	-	-
Had Multiple Steals	-	-



CAREER STATS

	GP-GS	MIN	AVG	FG-FGA	FG%	3FG-FGA	3FG%	FT-FTA	FT%	OFF-DEF-TOT	AVG	PF-FO	AST	TO	BLK	STL	PTS	AVG
2020-21	11-0	36	3.2	3-11	.273	3-7	.429	0-0	.000	2-0-2	0.2	3-0	3	1	1	0	9	0.8
2021-22	-	-	-	-	-	-	-	-	-	-	-	-	-	-	-	-	-	-
TOTAL	11-0	36	3.2	3-11	.273	3-7	.429	0-0	.000	2-0-2	0.2	3-0	3	1	1	0	9	0.8

14 BEN VARGA

FRESHMAN Guard | 5-10 | 170 | Business, Undecided
Louisville, Kentucky | St. Xavier



SEASON/CAREER BESTS

POINTS

Season -
Career -

REBOUNDS

Season -
Career -

ASSISTS

Season -
Career -

BLOCKS

Season -
Career -

STEALS

Season -
Career -

MINUTES

Season -
Career -

FIELD GOALS MADE

Season -
Career -

FIELD GOALS ATTEMPTED

Season -
Career -

3-PT. FIELD GOALS MADE

Season -
Career -

3-PT. FIELD GOALS ATTEMPTED

Season -
Career -

FREE THROWS MADE

Season -
Career -

FREE THROWS ATTEMPTED

Season -
Career -

CAREER STATS

	GP-GS	MIN	AVG	FG-FGA	FG%	3FG-FGA	3FG%	FT-FTA	FT%	OFF-DEF-TOT	AVG	PF-FO	AST	TO	BLK	STL	PTS	AVG	
2021-22	-	-	-	-	-	-	-	-	-	-	-	-	-	-	-	-	-	-	-
TOTAL																			

- Recruited as a preferred walk-on.
- Played four years at St. Xavier High School for head coach Kevin Klein.
- Holds school record for career 3-pointers made, school record for 3-pointers made in a game and school record for 3-pointers made in a season.
- Led Kentucky in 3-pointers his senior year - averaged 18 ppg and four 3-pointers per game.
- Dad played tennis at the University of Kentucky.

Last name pronounced: VAR-guh

2021-22 GAME-BY-GAME STATS

OPPONENT	DATE	ST	MIN	FG-FGA	PCT	3FG-FGA	PCT	FT-FTA	PCT	OFF	DEF	TOT	PF	A	T/O	BLK	STL	PTS	
Maine	11/9/21																		
at Navy	11/12/21																		
Radford	11/15/21																		
St. Francis (Pa.)	11/18/21																		
Merrimack	11/21/21																		
vs. Memphis	11/24/21																		
TBD	11/26/21																		
at Maryland	12/1/21																		
Wake Forest	12/4/21																		
Cornell	12/8/21																		
at Dayton	12/12/21																		
vs. St. Bonaventure	12/17/21																		
at Duke	12/22/21																		
at North Carolina	12/29/21																		
Pittsburgh	1/1/22																		
NC State	1/4/22																		
at Virginia	1/12/22																		
Notre Dame	1/15/22																		
at NC State	1/19/22																		
at Boston College	1/22/22																		
Miami	1/26/22																		
at Florida State	1/29/22																		
Georgia Tech	2/2/22																		
at Pittsburgh	2/5/22																		
Syracuse	2/12/22																		
Virginia	2/14/22																		
North Carolina	2/19/22																		
at Georgia Tech	2/23/22																		
at Miami	2/26/22																		
Louisville	3/1/22																		
at Clemson	3/5/22																		

PRODUCTION TRACKER

	This Season
Scored 5+ Points	-
Scored 10+ Points	-
Made Multiple 3FGs	-
Made 3+ 3FGs	-
Led Tech in 3FGM	-
Shot over 40% from 3	-
Played 5+ Minutes	-
Had Multiple Assists	-
Had Multiple Steals	-



15 LYNN KIDD

SOPHOMORE Center | 6-10 | 240 | Public Health
Gainesville, Florida | Clemson



SEASON/CAREER BESTS

POINTS

Season -
Career 4 vs. Florida State (1/23/21)

REBOUNDS

Season -
Career 4 vs. South Carolina State (12/2/20)

ASSISTS

Season -
Career 1 vs. Mississippi State (11/25/20)

BLOCKS

Season -
Career 2 vs. South Carolina State (12/2/20)

STEALS

Season -
Career -

MINUTES

Season -
Career 12 vs. South Carolina State (12/2/20)

FIELD GOALS MADE

Season -
Career 1 (2x), last vs. Florida State (1/23/21)

FIELD GOALS ATTEMPTED

Season -
Career 5 vs. South Carolina State (12/2/20)

3-PT. FIELD GOALS MADE

Season -
Career -

3-PT. FIELD GOALS ATTEMPTED

Season -
Career -

FREE THROWS MADE

Season -
Career 2 (2x), last vs. Florida State (1/23/21)

FREE THROWS ATTEMPTED

Season -
Career 2 (2x), last vs. Florida State (1/23/21)

- Played in seven games, totaling eight points in 33 minutes of action as a freshman at Clemson.
- Reclassified from the 2021 recruiting class to 2020.
- No. 77 overall prospect on ESPN's Top-100 list of high school juniors; four-star recruit.
- Chose Clemson over Virginia Tech, Miami, Wake Forest, Auburn and Florida during his initial recruitment.

2021-22 GAME-BY-GAME STATS

OPPONENT	DATE	ST	MIN	FG-FGA	PCT	3FG-FGA	PCT	FT-FTA	PCT	OFF	DEF	TOT	PF	A	T/O	BLK	STL	PTS	
Maine	11/9/21																		
at Navy	11/12/21																		
Radford	11/15/21																		
St. Francis (Pa.)	11/18/21																		
Merrimack	11/21/21																		
vs. Memphis	11/24/21																		
TBD	11/26/21																		
at Maryland	12/1/21																		
Wake Forest	12/4/21																		
Cornell	12/8/21																		
at Dayton	12/12/21																		
vs. St. Bonaventure	12/17/21																		
at Duke	12/22/21																		
at North Carolina	12/29/21																		
Pittsburgh	1/1/22																		
NC State	1/4/22																		
at Virginia	1/12/22																		
Notre Dame	1/15/22																		
at NC State	1/19/22																		
at Boston College	1/22/22																		
Miami	1/26/22																		
at Florida State	1/29/22																		
Georgia Tech	2/2/22																		
at Pittsburgh	2/5/22																		
Syracuse	2/12/22																		
Virginia	2/14/22																		
North Carolina	2/19/22																		
at Georgia Tech	2/23/22																		
at Miami	2/26/22																		
Louisville	3/1/22																		
at Clemson	3/5/22																		

PRODUCTION TRACKER

	This Season	Career
Scored 10+ Points	-	-
Had 5+ Rebounds	-	-
Had Multiple Blocks	-	1
Led Tech in Blocks	-	-
Had Multiple Steals	-	-
Shot over 50% from the floor	-	1
Played 10+ Minutes	-	1
Shot 5+ Free Throws	-	-
Had Multiple Dunks	-	-



CAREER STATS

	GP-GS	MIN	AVG	FG-FGA	FG%	3FG-FGA	3FG%	FT-FTA	FT%	OFF-DEF-TOT	AVG	PF-FO	AST	TO	BLK	STL	PTS	AVG
2020-21	7-7	32	4.6	2-6	.333	0-0	.000	4-4	1.000	4-3-7	1.0	6-0	1	2	2	0	8	1.1
2021-22	-	-	-	-	-	-	-	-	-	-	-	-	-	-	-	-	-	-
TOTAL	7-7	32	4.6	2-6	.333	0-0	.000	4-4	1.000	4-3-7	1.0	6-0	1	2	2	0	8	1.1

21 JOHN OJIAKO

JUNIOR Center | 6-10 | 245 | Public Health
Lagos, Nigeria | Admiral Farragut (Fla.)



SEASON/CAREER BESTS

POINTS

Season -
Career 15 vs. UMES (12/29/19)

REBOUNDS

Season -
Career 9 (2x), last vs. Pittsburgh (2/15/20)

ASSISTS

Season -
Career 1 (2x), last at Louisville (3/1/20)

BLOCKS

Season -
Career 5 vs. Miami (2/19/20)

STEALS

Season -
Career 2 vs. USC Upstate (11/13/19)

MINUTES

Season -
Career 23 vs. Miami (2/19/20)

FIELD GOALS MADE

Season -
Career 5 vs. UMES (12/29/19)

FIELD GOALS ATTEMPTED

Season -
Career 10 vs. UMES (12/29/19)

3-PT. FIELD GOALS MADE

Season -
Career -

3-PT. FIELD GOALS ATTEMPTED

Season -
Career -

FREE THROWS MADE

Season -
Career 5 vs. UMES (12/29/19)

FREE THROWS ATTEMPTED

Season -
Career 6 vs. UMES (12/29/19)

- Battled through injuries most of 2020-21. *Last name pronounced: oh-GEE-ah-koh*
- Played in six games last season, throwing down a dunk for his lone bucket of the year.
- Played at Admiral Farragut High School in Florida during 2018-19.
- Originally from Nigeria, played his high school basketball first in Kentucky and then in St. Petersburg, Florida.
- Rated as the No. 25 center in the nation and No. 10 player in Florida by ESPN.
- Three-star prospect on 247 Sports and Rivals.com.
- Hopes to become a medical doctor.

2021-22 GAME-BY-GAME STATS

OPPONENT	DATE	ST	MIN	FG-FGA	PCT	3FG-FGA	PCT	FT-FTA	PCT	OFF	DEF	TOT	PF	A	T/O	BLK	STL	PTS	
Maine	11/9/21																		
at Navy	11/12/21																		
Radford	11/15/21																		
St. Francis (Pa.)	11/18/21																		
Merrimack	11/21/21																		
vs. Memphis	11/24/21																		
TBD	11/26/21																		
at Maryland	12/1/21																		
Wake Forest	12/4/21																		
Cornell	12/8/21																		
at Dayton	12/12/21																		
vs. St. Bonaventure	12/17/21																		
at Duke	12/22/21																		
at North Carolina	12/29/21																		
Pittsburgh	1/1/22																		
NC State	1/4/22																		
at Virginia	1/12/22																		
Notre Dame	1/15/22																		
at NC State	1/19/22																		
at Boston College	1/22/22																		
Miami	1/26/22																		
at Florida State	1/29/22																		
Georgia Tech	2/2/22																		
at Pittsburgh	2/5/22																		
Syracuse	2/12/22																		
Virginia	2/14/22																		
North Carolina	2/19/22																		
at Georgia Tech	2/23/22																		
at Miami	2/26/22																		
Louisville	3/1/22																		
at Clemson	3/5/22																		

PRODUCTION TRACKER

	This Season	Career
Scored 10+ Points	-	1
Had 5+ Rebounds	-	6
Had Multiple Blocks	-	7
Led Tech in Blocks	-	8
Had Multiple Steals	-	1
Shot over 50% from the floor	-	20
Played 10+ Minutes	-	15
Shot 5+ Free Throws	-	2
Had Multiple Dunks	-	-



CAREER STATS

	GP-GS	MIN	AVG	FG-FGA	FG%	3FG-FGA	3FG%	FT-FTA	FT%	OFF-DEF-TOT	AVG	PF-FO	AST	TO	BLK	STL	PTS	AVG
2019-20	31-2	325	10.5	33-61	.541	0-0	.000	19-28	.679	35-50-85	2.7	47-2	2	17	23	6	85	2.7
2020-21	6-0	16	2.7	1-4	.250	0-0	.000	0-2	.000	0-1-1	0.2	4-0	0	1	2	0	2	0.3
2021-22	-	-	-	-	-	-	-	-	-	-	-	-	-	-	-	-	-	-
TOTAL	37-2	342	9.2	34-65	.523	0-0	.000	19-30	.633	35-51-86	2.3	51-2	2	18	25	6	87	2.4

22 KEVE ALUMA

R-SENIOR Forward | 6-9 | 235 | Sociology (2nd undergraduate degree)
Berlin, Maryland | Wofford



SEASON/CAREER BESTS

POINTS

Season -
Career 30 at Pittsburgh (2/3/21)

REBOUNDS

Season -
Career 14 vs. Georgia Tech (2/23/21)

ASSISTS

Season -
Career 5 (3x), last vs. Georgia Tech (2/23/21)

BLOCKS

Season -
Career 4 at Wake Forest (1/17/21)

STEALS

Season -
Career 3 vs. Samford (1/24/19)

MINUTES

Season -
Career 43 at Miami (2/6/21)

FIELD GOALS MADE

Season -
Career 10 (2x), last at Pittsburgh (2/3/21)

FIELD GOALS ATTEMPTED

Season -
Career 16 (2x), last at Pittsburgh (2/3/21)

3-PT. FIELD GOALS MADE

Season -
Career 5 vs. Wake Forest (2/27/21)

3-PT. FIELD GOALS ATTEMPTED

Season -
Career 7 at Pittsburgh (2/3/21)

FREE THROWS MADE

Season -
Career 9 vs. Clemson (12/15/20)

FREE THROWS ATTEMPTED

Season -
Career 13 vs. VMI (12/3/20)

- Returns after exploring his 2021 NBA Draft options. *Name pronounced: kev-AYE ah-LOU-muh*
- Second-Team All-ACC pick in 2020-21.
- Only Hokie to start all 22 games Tech played.
- Averaged a team-high 15.2 points per game, which ranked ninth in the ACC.
- Posted a team-best six double-doubles last season.
- Two-time ACC Player of the Week (11/30/20, 2/1/21).
- Earned his first undergraduate degree in human development from Virginia Tech in May 2021.
- Currently working on his second undergraduate degree in sociology.

2021-22 GAME-BY-GAME STATS

OPPONENT	DATE	ST	MIN	FG-FGA	PCT	3FG-FGA	PCT	FT-FTA	PCT	OFF DEF TOT	PF	A	T/O	BLK	STL	PTS
Maine	11/9/21															
at Navy	11/12/21															
Radford	11/15/21															
St. Francis (Pa.)	11/18/21															
Merrimack	11/21/21															
vs. Memphis	11/24/21															
TBD	11/26/21															
at Maryland	12/1/21															
Wake Forest	12/4/21															
Cornell	12/8/21															
at Dayton	12/12/21															
vs. St. Bonaventure	12/17/21															
at Duke	12/22/21															
at North Carolina	12/29/21															
Pittsburgh	1/1/22															
NC State	1/4/22															
at Virginia	1/12/22															
Notre Dame	1/15/22															
at NC State	1/19/22															
at Boston College	1/22/22															
Miami	1/26/22															
at Florida State	1/29/22															
Georgia Tech	2/2/22															
at Pittsburgh	2/5/22															
Syracuse	2/12/22															
Virginia	2/14/22															
North Carolina	2/19/22															
at Georgia Tech	2/23/22															
at Miami	2/26/22															
Louisville	3/1/22															
at Clemson	3/5/22															

PRODUCTION TRACKER

	This Season	Career
Scored 10+ Points	-	25
Scored 20+ Points	-	5
Led Tech in Scoring	-	8
Had 10+ Rebounds	-	15
Led Tech in Rebounding	-	12
Had a Double-Double	-	8
Shot over 50% from the floor	-	59
Made 3+ 3FGs	-	3
Shot 5+ Free Throws	-	18



CAREER STATS

	GP-GS	MIN	AVG	FG-FGA	FG%	3FG-FGA	3FG%	FT-FTA	FT%	OFF-DEF-TOT	AVG	PF-FO	AST	TO	BLK	STL	PTS	AVG
2017-18	33-2	439	13.3	30-53	.566	0-0	.000	24-42	.571	45-68-113	3.4	63-2	18	20	13	6	84	2.5
2018-19	35-34	930	26.6	94-141	.667	0-1	.000	54-94	.574	92-147-239	6.8	81-3	34	36	31	23	242	6.9
2019-20											DNP							
2020-21	22-22	674	30.6	118-241	.490	20-57	.351	78-108	.722	56-118-174	7.9	52-1	48	41	29	15	334	15.2
2021-22	-	-	-	-	-	-	-	-	-	-	-	-	-	-	-	-	-	-
TOTAL	90-58	2044	22.7	242-435	.556	20-58	.345	156-244	.639	193-333-526	5.8	196-6	100	97	73	44	660	7.3

25 JUSTYN MUTTS

GRADUATE STUDENT Forward | 6-7 | 230 | Educational Psychology (2nd master's degree)
Millville, New Jersey | Delaware



SEASON/CAREER BESTS

POINTS

Season -
Career 30 at Hofstra (1/23/20)

REBOUNDS

Season -
Career 16 vs. UMES (11/29/19)

ASSISTS

Season -
Career 7 at Miami (2/6/21)

BLOCKS

Season -
Career 4 (3x), last vs. Hofstra (3/9/20)

STEALS

Season -
Career 5 at Pittsburgh (11/28/17)

MINUTES

Season -
Career 39 (2x), last at Miami (2/6/21)

FIELD GOALS MADE

Season -
Career 14 at Hofstra (1/23/20)

FIELD GOALS ATTEMPTED

Season -
Career 17 at Hofstra (1/23/20)

3-PT. FIELD GOALS MADE

Season -
Career 3 (2x), last vs. North Carolina (3/11/21)

3-PT. FIELD GOALS ATTEMPTED

Season -
Career 5 (3x), last vs. North Carolina (3/11/21)

FREE THROWS MADE

Season -
Career 8 vs. UMES (11/29/19)

FREE THROWS ATTEMPTED

Season -
Career 8 (3x), last vs. Columbia (12/2/19)

- Focused on improving his shooting form in the offseason. *First name pronounced: JUST-in*
- Has been impressive in offseason workouts and is due for a breakout season.
- Started 21 of 22 games he played in last season.
- Reached double-figure scoring nine times in his first season as a Hokie.
- ACC All-Academic Team member in 2020-21.
- At Delaware, led the Blue Hens in rebounding and was fifth in the CAA in rebounds per game with 8.4 in 2019-20.
- Second on the team in points per game (12.2) and turned in 11 double-doubles - the third most in the CAA.
- Had 19 double-digit scoring outings and 13 double-figure rebounding efforts in 2019-20.
- Sat out the 2018-19 season due to NCAA transfer policy.
- As a freshman at High Point, Big South All-Freshman Team honoree.
- Chose the Hokies over Mississippi State and Houston.
- Earned his master's degree from Virginia Tech's OMALS program in May 2021.
- Currently working on his second graduate degree in educational psychology.

2021-22 GAME-BY-GAME STATS

OPPONENT	DATE	ST	MIN	FG-FGA	PCT	3FG-FGA	PCT	FT-FTA	PCT	OFF	DEF	TOT	PF	A	T/O	BLK	STL	PTS	
Maine	11/9/21																		
at Navy	11/12/21																		
Radford	11/15/21																		
St. Francis (Pa.)	11/18/21																		
Merrimack	11/21/21																		
vs. Memphis	11/24/21																		
TBD	11/26/21																		
at Maryland	12/1/21																		
Wake Forest	12/4/21																		
Cornell	12/8/21																		
at Dayton	12/12/21																		
vs. St. Bonaventure	12/17/21																		
at Duke	12/22/21																		
at North Carolina	12/29/21																		
Pittsburgh	1/1/22																		
NC State	1/4/22																		
at Virginia	1/12/22																		
Notre Dame	1/15/22																		
at NC State	1/19/22																		
at Boston College	1/22/22																		
Miami	1/26/22																		
at Florida State	1/29/22																		
Georgia Tech	2/2/22																		
at Pittsburgh	2/5/22																		
Syracuse	2/12/22																		
Virginia	2/14/22																		
North Carolina	2/19/22																		
at Georgia Tech	2/23/22																		
at Miami	2/26/22																		
Louisville	3/1/22																		
at Clemson	3/5/22																		

PRODUCTION TRACKER

	This Season	Career
Scored 10+ Points	-	33
Scored 20+ Points	-	7
Led Tech in Scoring	-	2
Had 10+ Rebounds	-	15
Led Tech in Rebounding	-	6
Had a Double-Double	-	12
Shot over 50% from the floor	-	47
Made 3+ 3FGs	-	2
Shot 5+ Free Throws	-	14



CAREER STATS

	GP-GS	MIN	AVG	FG-FGA	FG%	3FG-FGA	3FG%	FT-FTA	FT%	OFF-DEF-TOT	AVG	PF-FO	AST	TO	BLK	STL	PTS	AVG	
2017-18	28-28	568	20.3	71-132	.538	0-1	.000	26-47	.553	38-74-112	4.0	86-2	39	42	32	30	168	6.0	
2018-19									DNP										
2019-20	33-32	1047	31.7	162-301	.538	2-18	.111	75-102	.735	66-210-276	8.4	110-7	72	82	34	44	401	12.2	
2020-21	22-21	650	29.5	83-162	.512	15-45	.333	27-53	.509	37-104-141	6.4	62-2	49	51	17	13	208	9.5	
2021-22	-	-	-	-	-	-	-	-	-	-	-	-	-	-	-	-	-	-	-
TOTAL	83-81	2265	27.3	316-595	.531	17-64	.266	128-202	.634	141-388-529	6.4	258-11	160	175	83	87	777	9.4	

VIRGINIA TECH MEN'S BASKETBALL

COMBINED TEAM STATS

Game Records

Record	Overall	Home	Away	Neutral
ALL GAMES	15-7	10-2	3-3	2-2
CONFERENCE	9-4	6-1	3-3	0-0
NON-CONFERENCE	6-3	4-1	0-0	2-2

Score by Periods

Team	1st	2nd	OT	TOT
Virginia Tech	732	824	29	1585
Opponents	650	779	22	1451

Team Box Score

No.	Player				Total		3-Point		F-Throw		Rebounds											
		GP-GS	MIN	AVG	FG-FGA	FG%	3FG-3FGA	3FG%	FT-FTA	FT%	OFF	DEF	TOT	AVG	PF	DQ	A	TO	BLK	STL	PTS	AVG
22	ALUMA, Keve	22-22	674:25	30.7	118-241	.490	20-57	.351	78-108	.722	56	118	174	7.9	52	1	48	41	29	15	334	15.2
23	RADFORD, Tyrece	18-18	582:45	32.4	82-149	.550	7-24	.292	49-64	.766	35	72	107	5.9	28	0	37	18	7	10	220	12.2
4	ALLEYNE, Nahiem	22-21	623:13	28.3	78-199	.392	42-103	.408	46-57	.807	4	54	58	2.6	47	0	37	33	2	15	244	11.1
25	MUTTS, Justyn	22-21	650:05	29.5	83-162	.512	15-45	.333	27-53	.509	37	104	141	6.4	62	2	49	51	17	13	208	9.5
15	CONE, Jalen	15-4	300:57	20.1	45-126	.357	37-106	.349	11-13	.846	2	14	16	1.1	15	0	14	12	1	6	138	9.2
0	CATTOOR, Hunter	22-2	491:37	22.3	57-125	.456	39-90	.433	34-43	.791	2	39	41	1.9	34	1	30	26	11	20	187	8.5
2	DIARRA, Cartier	4-0	78:18	19.6	10-23	.435	1-8	.125	9-13	.692	4	6	10	2.5	10	1	9	9	1	0	30	7.5
3	BEDE, Wabissa	22-22	570:06	25.9	33-97	.340	12-49	.245	8-11	.727	3	48	51	2.3	51	1	69	30	9	19	86	3.9
1	BAMISILE, Joe	13-0	116:10	8.9	17-46	.370	4-16	.250	7-8	.875	5	14	19	1.5	7	0	4	6	1	2	45	3.5
5	N'GUESSAN, David	13-0	201:36	9.6	21-36	.583	0-2	.000	13-31	.419	15	33	48	2.3	33	1	8	9	2	6	55	2.6
35	PEMSL, Cordell	21-0	125:56	9.7	10-19	.526	0-0	.000	7-11	.636	5	26	31	2.4	15	0	5	6	1	0	27	2.1
13	MADDOX, Darius	11-0	35:41	3.2	3-11	.273	3-7	.429	0-0	.000	2	0	2	0.2	3	0	3	1	1	0	9	0.8
21	OJIAKO, John	6-0	16:23	2.7	1-4	.250	0-0	.000	0-2	.000	0	1	1	0.2	4	0	0	1	2	0	2	0.3
10	YATES, Grant	2-0	03:54	2.0	0-1	.000	0-1	.000	0-0	.000	0	1	1	0.5	0	0	0	0	0	0	0	0.0
11	WILLIAMSON, Gill	2-0	03:54	2.0	0-1	.000	0-0	.000	0-0	.000	1	1	2	1.0	1	0	0	0	1	0	0	0.0
Team											33	25	58				12					
Total		22	4475		558-1240	.450	180-508	.354	289-414	.698	204	556	760	34.5	362	7	313	255	85	106	1585	72.0
Opponents		22	4475		513-1210	.424	156-471	.331	269-386	.697	179	529	708	32.2	382	11	236	266	73	128	1451	66.0

Team Statistics

	HOKIES	OPP
Scoring	1585	1451
Points per game	72.0	66.0
Scoring margin	+6.1	-
Field goals-att	558-1240	513-1210
Field goal pct	.450	.424
3 point fg-att	180-508	156-471
3-point FG pct	.354	.331
3-pt FG made per game	8.2	7.1
Free throws-att	289-414	269-386
Free throw pct	.698	.697
F-Throws made per game	13.1	12.2
Rebounds	760	708
Rebounds per game	34.5	32.2
Rebounding margin	+2.4	-
Assists	313	236
Assists per game	14.2	10.7
Turnovers	255	266
Turnovers per game	11.6	12.1
Turnover margin	+0.5	-
Assist/turnover ratio	1.2	0.9
Steals	106	128
Steals per game	4.8	5.8
Blocks	85	73
Blocks per game	3.9	3.3
Winning streak	0	-
Home win streak	1	-
Attendance	3000	3658
Home games-Avg/Game	12-250	6-610
Neutral site-Avg/Game	-	4-705

Team Results

Date	Opponent		Score	Att.
11/25/2020	Radford	W	77-62	250
11/28/2020	vs Villanova	Wot	81-73	0
11/29/2020	vs South Fla.	W	76-58	0
12/03/2020	VMI	W	64-57	250
12/08/2020	Penn St.	L	55-75	250
12/15/2020	Clemson	W	66-60	250
12/19/2020	Coppin St.	W	97-57	250
12/21/2020	Longwood	W	84-58	250
12/29/2020	Miami (FL)	W	80-78	250
01/06/2021	at Louisville	L	71-73	2966
01/10/2021	Notre Dame	W	77-63	250
01/12/2021	Duke	W	74-67	250
01/17/2021	at Wake Forest	W	64-60	89
01/23/2021	at Syracuse	L	60-78	0
01/27/2021	at Notre Dame	W	62-51	103
01/30/2021	Virginia	W	65-51	250
02/03/2021	at Pittsburgh	L	72-83	500
02/06/2021	at Miami (FL)	Wot	80-76	0
02/23/2021	Georgia Tech	L	53-69	250
02/27/2021	Wake Forest	W	84-46	250
03/11/2021	vs North Carolina	L	73-81	2820
03/19/2021	vs Florida	Lot	70-75	0

VIRGINIA TECH MEN'S BASKETBALL

TEAM GAME-BY-GAME

Opponent	Date	Score	W	Total		3-Pointers		Free throws		Rebounds				PF	A	TO	BLK	STL	PTS	AVG
				FG-FGA	PCT	3FG-3FGA	PCT	FT-FTA	PCT	OFF	DEF	TOT	AVG							
Radford	11/25/2020	77-62	W	29-60	.483	11-26	.423	8-11	.727	8	22	30	30.0	18	18	10	4	4	77	77.0
vs Villanova	11/28/2020	81-73	Wot	27-57	.474	10-20	.500	17-23	.739	10	30	40	35.0	19	14	14	2	2	81	79.0
vs South Fla.	11/29/2020	76-58	W	27-50	.540	5-16	.313	17-21	.810	6	22	28	32.7	19	11	11	2	3	76	78.0
VMI	12/03/2020	64-57	W	21-60	.350	4-27	.148	18-27	.667	15	33	48	36.5	13	11	11	2	3	64	74.5
Penn St.	12/08/2020	55-75	L	20-54	.370	6-22	.273	9-18	.500	15	24	39	37.0	12	8	14	3	1	55	70.6
Clemson	12/15/2020	66-60	W	18-44	.409	5-16	.313	25-31	.806	7	26	33	36.3	17	9	16	4	2	66	69.8
Coppin St.	12/19/2020	97-57	W	30-58	.517	20-37	.541	17-24	.708	12	31	43	37.3	23	20	18	5	5	97	73.7
Longwood	12/21/2020	84-58	W	31-63	.492	10-32	.313	12-19	.632	14	25	39	37.5	11	19	8	4	9	84	75.0
Miami (FL)	12/29/2020	80-78	W	29-62	.468	9-23	.391	13-21	.619	8	20	28	36.4	11	14	11	4	12	80	75.6
at Louisville	01/06/2021	71-73	L	23-54	.426	9-30	.300	16-20	.800	6	24	30	35.8	18	10	10	1	7	71	75.1
Notre Dame	01/10/2021	77-63	W	29-64	.453	7-23	.304	12-16	.750	16	25	41	36.3	22	8	10	2	6	77	75.3
Duke	01/12/2021	74-67	W	28-56	.500	6-14	.429	12-19	.632	6	28	34	36.1	16	16	10	5	3	74	75.2
at Wake Forest	01/17/2021	64-60	W	22-46	.478	4-18	.222	16-23	.696	7	23	30	35.6	12	10	15	9	5	64	74.3
at Syracuse	01/23/2021	60-78	L	20-61	.328	8-29	.276	12-17	.706	15	20	35	35.6	18	16	10	0	2	60	73.3
at Notre Dame	01/27/2021	62-51	W	25-62	.403	7-25	.280	5-12	.417	8	38	46	36.3	17	13	10	7	8	62	72.5
Virginia	01/30/2021	65-51	W	22-44	.500	9-18	.500	12-14	.857	4	26	30	35.9	8	13	12	4	2	65	72.1
at Pittsburgh	02/03/2021	72-83	L	25-61	.410	9-30	.300	13-16	.813	10	21	31	35.6	21	19	8	5	2	72	72.1
at Miami (FL)	02/06/2021	80-76	Wot	30-63	.476	8-23	.348	12-15	.800	5	26	31	35.3	15	25	10	5	7	80	72.5
Georgia Tech	02/23/2021	53-69	L	19-46	.413	5-14	.357	10-14	.714	12	19	31	35.1	15	12	16	3	1	53	71.5
Wake Forest	02/27/2021	84-46	W	31-58	.534	13-24	.542	9-16	.563	7	32	39	35.3	14	19	9	10	9	84	72.1
vs North Carolina	03/11/2021	73-81	L	28-60	.467	8-18	.444	9-16	.563	7	25	32	35.1	19	17	11	2	7	73	72.1
vs Florida	03/19/2021	70-75	Lot	24-57	.421	7-23	.304	15-21	.714	6	16	22	34.5	24	11	11	2	6	70	72.0
Total		1585		558-1240	.450	180-508	.354	289-414	.698	204	556	760	34.5	362	313	255	85	106	1585	72.0
Opponents		1451		513-1210	.424	156-471	.331	269-386	.697	179	529	708	32.2	382	236	266	73	128	1451	66.0

Virginia Tech Averages

Games Played	Points/game	FG Pct	3FG Pct	FT Pct	Rebounds/game	Assists/game	Turnovers/game	Assist/Turnover ratio	Steals/game	Blocks/game
22	72.0	45.0	35.4	69.8	34.5	14.2	11.6	1.2	4.8	3.9

TEAM CATEGORY LEADERS

Points

##	Player	G	Pts	Pts/G
22	Aluma, Keve	22	334	15.2
4	Alleyne, Nahiem	22	244	11.1
23	Radford, Tyrece	18	220	12.2
25	Mutts, Justyn	22	208	9.5
0	Cattoor, Hunter	22	187	8.5
15	Cone, Jalen	15	138	9.2
3	Bede, Wabissa	22	86	3.9
5	N'Guessan, David	21	55	2.6
1	Bamisile, Joe	13	45	3.5
2	Diarra, Cartier	4	30	7.5
35	Pemsl, Cordell	13	27	2.1
13	Maddox, Darius	11	9	0.8
21	Ojiako, John	6	2	0.3

Scoring Average

##	Player	G	Pts	Pts/G
22	Aluma, Keve	22	334	15.2
23	Radford, Tyrece	18	220	12.2
4	Alleyne, Nahiem	22	244	11.1
25	Mutts, Justyn	22	208	9.5
15	Cone, Jalen	15	138	9.2
0	Cattoor, Hunter	22	187	8.5
2	Diarra, Cartier	4	30	7.5
3	Bede, Wabissa	22	86	3.9
1	Bamisile, Joe	13	45	3.5
5	N'Guessan, David	21	55	2.6
35	Pemsl, Cordell	13	27	2.1
13	Maddox, Darius	11	9	0.8
21	Ojiako, John	6	2	0.3

Field Goal Percentage

##	Player	FG	Att	Pct
5	N'Guessan, David	21	36	.583
23	Radford, Tyrece	82	149	.550
35	Pemsl, Cordell	10	19	.526
25	Mutts, Justyn	83	162	.512
22	Aluma, Keve	118	241	.490
0	Cattoor, Hunter	57	125	.456
2	Diarra, Cartier	10	23	.435
4	Alleyne, Nahiem	78	199	.392
1	Bamisile, Joe	17	46	.370
15	Cone, Jalen	45	126	.357
3	Bede, Wabissa	33	97	.340
13	Maddox, Darius	3	11	.273
21	Ojiako, John	1	4	.250

Field Goal Attempts

##	Player	G	Att	Att/G
22	Aluma, Keve	22	241	11.0
4	Alleyne, Nahiem	22	199	9.0
25	Mutts, Justyn	22	162	7.4
23	Radford, Tyrece	18	149	8.3
15	Cone, Jalen	15	126	8.4

Field Goals Made

##	Player	G	Made	Made/G
22	Aluma, Keve	22	118	5.4
25	Mutts, Justyn	22	83	3.8
23	Radford, Tyrece	18	82	4.6
4	Alleyne, Nahiem	22	78	3.5
0	Cattoor, Hunter	22	57	2.6

TEAM CATEGORY LEADERS

3-Point FG Percentage

##	Player	3FG	Att	Pct
0	Cattoor, Hunter	39	90	.433
13	Maddox, Darius	3	7	.429
4	Alleyne, Nahiem	42	103	.408
22	Aluma, Keve	20	57	.351
15	Cone, Jalen	37	106	.349
25	Mutts, Justyn	15	45	.333
23	Radford, Tyrece	7	24	.292
1	Bamisile, Joe	4	16	.250
3	Bede, Wabissa	12	49	.245
2	Diarra, Cartier	1	8	.125

3-Point FG Attempts

##	Player	G	Att	Att/G
15	Cone, Jalen	15	106	7.1
4	Alleyne, Nahiem	22	103	4.7
0	Cattoor, Hunter	22	90	4.1
22	Aluma, Keve	22	57	2.6
3	Bede, Wabissa	22	49	2.2

3-Point FG Made

##	Player	G	Made	Made/G
4	Alleyne, Nahiem	22	42	1.9
0	Cattoor, Hunter	22	39	1.8
15	Cone, Jalen	15	37	2.5
22	Aluma, Keve	22	20	0.9
25	Mutts, Justyn	22	15	0.7

Free Throw Percentage

##	Player	Made	Att	Pct
1	Bamisile, Joe	7	8	.875
15	Cone, Jalen	11	13	.846
4	Alleyne, Nahiem	46	57	.807
0	Cattoor, Hunter	34	43	.791
23	Radford, Tyrece	49	64	.766
3	Bede, Wabissa	8	11	.727
22	Aluma, Keve	78	108	.722
2	Diarra, Cartier	9	13	.692
35	Pemsl, Cordell	7	11	.636
25	Mutts, Justyn	27	53	.509
5	N'Guessan, David	13	31	.419

Free Throw Attempts

##	Player	G	Att	Att/G
22	Aluma, Keve	22	108	4.9
23	Radford, Tyrece	18	64	3.6
4	Alleyne, Nahiem	22	57	2.6
25	Mutts, Justyn	22	53	2.4
0	Cattoor, Hunter	22	43	2.0

Free Throws Made

##	Player	G	Made	Made/G
22	Aluma, Keve	22	78	3.5
23	Radford, Tyrece	18	49	2.7
4	Alleyne, Nahiem	22	46	2.1
0	Cattoor, Hunter	22	34	1.5
25	Mutts, Justyn	22	27	1.2

Rebounds

##	Player	G	Reb	Reb/G
22	Aluma, Keve	22	174	7.9
25	Mutts, Justyn	22	141	6.4
23	Radford, Tyrece	18	107	5.9
4	Alleyne, Nahiem	22	58	2.6
3	Bede, Wabissa	22	51	2.3

Assists

##	Player	G	Ast	Ast/G
3	Bede, Wabissa	22	69	3.1
25	Mutts, Justyn	22	49	2.2
22	Aluma, Keve	22	48	2.2
23	Radford, Tyrece	18	37	2.1
4	Alleyne, Nahiem	22	37	1.7

Rebounds Average

##	Player	G	Reb	Reb/G
22	Aluma, Keve	22	174	7.9
25	Mutts, Justyn	22	141	6.4
23	Radford, Tyrece	18	107	5.9
4	Alleyne, Nahiem	22	58	2.6
2	Diarra, Cartier	4	10	2.5

Steals

##	Player	G	Stl	Stl/G
0	Cattoor, Hunter	22	20	0.9
3	Bede, Wabissa	22	19	0.9
22	Aluma, Keve	22	15	0.7
4	Alleyne, Nahiem	22	15	0.7
25	Mutts, Justyn	22	13	0.6

TEAM CATEGORY LEADERS

Offensive Rebounds

##	Player	G	OReb	OReb/G
22	Aluma, Keve	22	56	2.5
25	Mutts, Justyn	22	37	1.7
23	Radford, Tyrece	18	35	1.9
5	N'Guessan, David	21	15	0.7
1	Bamisile, Joe	13	5	0.4

Blocked Shots

##	Player	G	Blk	Blk/G
22	Aluma, Keve	22	29	1.3
25	Mutts, Justyn	22	17	0.8
0	Cattoor, Hunter	22	11	0.5
3	Bede, Wabissa	22	9	0.4
23	Radford, Tyrece	18	7	0.4

Defensive Rebounds

##	Player	G	DReb	DReb/G
22	Aluma, Keve	22	118	5.4
25	Mutts, Justyn	22	104	4.7
23	Radford, Tyrece	18	72	4.0
4	Alleyne, Nahiem	22	54	2.5
3	Bede, Wabissa	22	48	2.2

Minutes

##	Player	G	Min	Min/G
22	Aluma, Keve	22	674	30:39
25	Mutts, Justyn	22	650	29:33
4	Alleyne, Nahiem	22	623	28:20
23	Radford, Tyrece	18	583	32:23
3	Bede, Wabissa	22	570	25:55

Fouls

##	Player	G	PF	PF/G
25	Mutts, Justyn	22	62	2.8
22	Aluma, Keve	22	52	2.4
3	Bede, Wabissa	22	51	2.3
4	Alleyne, Nahiem	22	47	2.1
0	Cattoor, Hunter	22	34	1.5

Turnovers

##	Player	G	TO	TO/G
25	Mutts, Justyn	22	51	2.3
22	Aluma, Keve	22	41	1.9
4	Alleyne, Nahiem	22	33	1.5
3	Bede, Wabissa	22	30	1.4
0	Cattoor, Hunter	22	26	1.2

Foul Outs

##	Player	G	FO
25	Mutts, Justyn	22	2
22	Aluma, Keve	22	1
0	Cattoor, Hunter	22	1
2	Diarra, Cartier	4	1
3	Bede, Wabissa	22	1

TEAM GAME HIGHS

Virginia Tech - Game Highs

POINTS	97	Coppin St. (12/19/2020)
	84	Wake Forest (02/27/2021)
	84	Longwood (12/21/2020)
	81	vs Villanova (N) (11/28/2020)
	80	at Miami (FL) (02/06/2021)
	80	Miami (FL) (12/29/2020)
FIELD GOALS MADE	31	Wake Forest (02/27/2021)
	31	Longwood (12/21/2020)
FIELD GOAL ATTEMPTS	64	Notre Dame (01/10/2021)
	63	at Miami (FL) (02/06/2021)
	63	Longwood (12/21/2020)
FIELD GOAL PERCENTAGE	.540 (27-50)	vs South Fla. (N) (11/29/2020)
	.534 (31-58)	Wake Forest (02/27/2021)
3 PT FG MADE	20	Coppin St. (12/19/2020)
	13	Wake Forest (02/27/2021)
3 PT FG ATTEMPTS	37	Coppin St. (12/19/2020)
	32	Longwood (12/21/2020)
3 PT FG PERCENTAGE	.542 (13-24)	Wake Forest (02/27/2021)
	.541 (20-37)	Coppin St. (12/19/2020)
FREE THROWS MADE	25	Clemson (12/15/2020)
	18	VMI (12/03/2020)
FREE THROW ATTEMPTS	31	Clemson (12/15/2020)
	27	VMI (12/03/2020)
FREE THROW PERCENTAGE	.857 (12-14)	Virginia (01/30/2021)
	.813 (13-16)	at Pittsburgh (02/03/2021)
REBOUNDS	48	VMI (12/03/2020)
	46	at Notre Dame (01/27/2021)
ASSISTS	25	at Miami (FL) (02/06/2021)
	20	Coppin St. (12/19/2020)
STEALS	12	Miami (FL) (12/29/2020)
	9	Wake Forest (02/27/2021)
	9	Longwood (12/21/2020)
BLOCKED SHOTS	10	Wake Forest (02/27/2021)
	9	at Wake Forest (01/17/2021)
TURNOVERS	18	Coppin St. (12/19/2020)
	16	Georgia Tech (02/23/2021)
	16	Clemson (12/15/2020)
FOULS	24	vs Florida (N) (03/19/2021)
	23	Coppin St. (12/19/2020)

OPPONENT GAME HIGHS

Opponent - Game Highs

POINTS	83	at Pittsburgh (02/03/2021)
	81	vs North Carolina (N) (03/11/2021)
	78	at Syracuse (01/23/2021)
	78	Miami (FL) (12/29/2020)
	76	at Miami (FL) (02/06/2021)
FIELD GOALS MADE	30	Miami (FL) (12/29/2020)
	30	Penn St. (12/08/2020)
FIELD GOAL ATTEMPTS	63	vs North Carolina (N) (03/11/2021)
	61	vs Villanova (N) (11/28/2020)
FIELD GOAL PERCENTAGE	.565 (26-46)	vs Florida (N) (03/19/2021)
	.536 (30-56)	Miami (FL) (12/29/2020)
3 PT FG MADE	12	Penn St. (12/08/2020)
	10	Wake Forest (02/27/2021)
	10	Virginia (01/30/2021)
	10	Miami (FL) (12/29/2020)
	10	Clemson (12/15/2020)
3 PT FG ATTEMPTS	32	Wake Forest (02/27/2021)
	29	Duke (01/12/2021)
3 PT FG PERCENTAGE	.522 (12-23)	Penn St. (12/08/2020)
	.400 (10-25)	Miami (FL) (12/29/2020)
	.400 (10-25)	Clemson (12/15/2020)
	.400 (8-20)	Georgia Tech (02/23/2021)
FREE THROWS MADE	22	at Miami (FL) (02/06/2021)
	22	at Pittsburgh (02/03/2021)
FREE THROW ATTEMPTS	27	vs Florida (N) (03/19/2021)
	27	vs North Carolina (N) (03/11/2021)
	27	Coppin St. (12/19/2020)
FREE THROW PERCENTAGE	.880 (22-25)	at Pittsburgh (02/03/2021)
	.857 (12-14)	Clemson (12/15/2020)
REBOUNDS	43	vs North Carolina (N) (03/11/2021)
	37	at Miami (FL) (02/06/2021)
	37	at Syracuse (01/23/2021)
	37	at Wake Forest (01/17/2021)
	37	at Louisville (01/06/2021)
ASSISTS	20	Miami (FL) (12/29/2020)
	15	Penn St. (12/08/2020)
STEALS	11	Coppin St. (12/19/2020)
	10	at Wake Forest (01/17/2021)
BLOCKED SHOTS	8	at Syracuse (01/23/2021)
	7	vs North Carolina (N) (03/11/2021)
	7	at Notre Dame (01/27/2021)
TURNOVERS	19	Miami (FL) (12/29/2020)
	18	vs Florida (N) (03/19/2021)
	18	Wake Forest (02/27/2021)
	18	Coppin St. (12/19/2020)
FOULS	24	Clemson (12/15/2020)
	23	vs South Fla. (N) (11/29/2020)
	23	vs Villanova (N) (11/28/2020)

TEAM GAME LOWS

Virginia Tech - Game Lows

POINTS	53		Georgia Tech (02/23/2021)
	55		Penn St. (12/08/2020)
	60		at Syracuse (01/23/2021)
	62		at Notre Dame (01/27/2021)
	64		at Wake Forest (01/17/2021)
	64		VMI (12/03/2020)
FIELD GOALS MADE	18		Clemson (12/15/2020)
	19		Georgia Tech (02/23/2021)
FIELD GOAL ATTEMPTS	44		Virginia (01/30/2021)
	44		Clemson (12/15/2020)
FIELD GOAL PERCENTAGE	.328	(20-61)	at Syracuse (01/23/2021)
	.350	(21-60)	VMI (12/03/2020)
3 PT FG MADE	4		at Wake Forest (01/17/2021)
	4		VMI (12/03/2020)
3 PT FG ATTEMPTS	14		Georgia Tech (02/23/2021)
	14		Duke (01/12/2021)
3 PT FG PERCENTAGE	.148	(4-27)	VMI (12/03/2020)
	.222	(4-18)	at Wake Forest (01/17/2021)
FREE THROWS MADE	5		at Notre Dame (01/27/2021)
	8		Radford (11/25/2020)
FREE THROW ATTEMPTS	11		Radford (11/25/2020)
	12		at Notre Dame (01/27/2021)
FREE THROW PERCENTAGE	.417	(5-12)	at Notre Dame (01/27/2021)
	.500	(9-18)	Penn St. (12/08/2020)
REBOUNDS	22		vs Florida (N) (03/19/2021)
	28		Miami (FL) (12/29/2020)
	28		vs South Fla. (N) (11/29/2020)
ASSISTS	8		Notre Dame (01/10/2021)
	8		Penn St. (12/08/2020)
STEALS	1		Georgia Tech (02/23/2021)
	1		Penn St. (12/08/2020)
BLOCKED SHOTS	0		at Syracuse (01/23/2021)
	1		at Louisville (01/06/2021)
TURNOVERS	8		at Pittsburgh (02/03/2021)
	8		Longwood (12/21/2020)
FOULS	8		Virginia (01/30/2021)
	11		Miami (FL) (12/29/2020)
	11		Longwood (12/21/2020)

OPPONENT GAME LOWS

Opponent - Game Lows

POINTS	46		Wake Forest (02/27/2021)
	51		Virginia (01/30/2021)
	51		at Notre Dame (01/27/2021)
	57		Coppin St. (12/19/2020)
	57		VMI (12/03/2020)
FIELD GOALS MADE	15		Wake Forest (02/27/2021)
	18		Notre Dame (01/10/2021)
FIELD GOAL ATTEMPTS	46		vs Florida (N) (03/19/2021)
	48		Notre Dame (01/10/2021)
FIELD GOAL PERCENTAGE	.273	(15-55)	Wake Forest (02/27/2021)
	.357	(20-56)	at Notre Dame (01/27/2021)
3 PT FG MADE	3		at Notre Dame (01/27/2021)
	3		vs South Fla. (N) (11/29/2020)
3 PT FG ATTEMPTS	10		vs South Fla. (N) (11/29/2020)
	13		vs Florida (N) (03/19/2021)
	13		at Syracuse (01/23/2021)
3 PT FG PERCENTAGE	.167	(3-18)	at Notre Dame (01/27/2021)
	.192	(5-26)	Coppin St. (12/19/2020)
FREE THROWS MADE	3		Virginia (01/30/2021)
	3		Penn St. (12/08/2020)
FREE THROW ATTEMPTS	4		Virginia (01/30/2021)
	8		Penn St. (12/08/2020)
FREE THROW PERCENTAGE	.375	(3-8)	Penn St. (12/08/2020)
	.444	(12-27)	Coppin St. (12/19/2020)
REBOUNDS	23		Georgia Tech (02/23/2021)
	24		Virginia (01/30/2021)
	24		Notre Dame (01/10/2021)
ASSISTS	5		vs South Fla. (N) (11/29/2020)
	8		at Notre Dame (01/27/2021)
	8		at Wake Forest (01/17/2021)
	8		at Louisville (01/06/2021)
STEALS	2		Wake Forest (02/27/2021)
	2		Longwood (12/21/2020)
	2		vs Villanova (N) (11/28/2020)
BLOCKED SHOTS	0		at Wake Forest (01/17/2021)
	0		vs South Fla. (N) (11/29/2020)
TURNOVERS	5		Penn St. (12/08/2020)
	7		Georgia Tech (02/23/2021)
	7		at Pittsburgh (02/03/2021)
FOULS	11		Radford (11/25/2020)
	12		Georgia Tech (02/23/2021)
	12		at Miami (FL) (02/06/2021)



0 HUNTER CATTOOR

JR. • G • 6-3 • 200
ORLANDO, FLA.
BISHOP MOORE



1 DAVID N'GUESSAN

SO. • F • 6-9 • 205
DE LIER, THE NETHERLANDS
MT. ZION PREP



3 SEAN PEDULLA

FR. • G • 6-1 • 190
EDMOND, OKLA.
EDMOND MEMORIAL



4 NAHIEM ALLEYNE

JR. • G • 6-4 • 195
BUFORD, GA.
MOUNTAIN VIEW



5 STORM MURPHY

GR. • G • 6-0 • 185
MIDDLETON, WIS.
WOFFORD



10 CAMDEN JOHNSON

FR. • G • 6-1 • 175
WAXHAW, N.C.
METROLINA CHRISTIAN ACADEMY



11 JALEN HAYNES

FR. • F • 6-8 • 250
FT. LAUDERDALE, FLA.
MONTVERDE ACADEMY



13 DARIUS MADDOX

SO. • G • 6-5 • 185
BOWIE, MD.
OAK HILL ACADEMY



14 BEN VARGA

FR. • G • 5-10 • 170
LOUISVILLE, KY.
ST. XAVIER



15 LYNN KIDD

SO. • C • 6-10 • 240
GAINESVILLE, FLA.
IMG ACADEMY



21 JOHN OJIAKO

JR. • C • 6-10 • 245
LAGOS, NIGERIA
ADMIRAL FARRAGUT (FLA.)



22 KEVE ALUMA

R-SR. • F • 6-9 • 235
BERLIN, MD.
WOFFORD



25 JUSTIN MUTTS

GR. • F • 6-7 • 230
MILLVILLE, N.J.
DELAWARE



MIKE YOUNG

HEAD COACH
3RD SEASON



MIKE JONES

ASSOCIATE HEAD COACH
1ST SEASON



CHRISTIAN WEBSTER

ASSISTANT COACH
6TH SEASON



KEVIN GILTNER

ASSISTANT COACH
3RD SEASON