



VIRGINIA TECH

2022-23 MEN'S BASKETBALL



13 NCAA APPEARANCES / 13 NIT APPEARANCES (2 CHAMPIONSHIPS) /
18 ALL-ACC SELECTIONS / 10 ALL-AMERICANS / 20 NBA DRAFT PICKS

GAME 19

THE MATCHUP

VIRGINIA TECH HOKIES

11-7, 1-6 ACC

Head Coach: Mike Young (Emory & Henry, 1986)
Record at Virginia Tech: 65-43 (4th Season)
Career Record: 364-287 (21st Season)
vs. Clemson: 4-9 (4-2 at VT)

AT

#19 CLEMSON TIGERS

15-4, 7-1 ACC

Head Coach: Brad Brownell (DePauw, 1991)
Record at Clemson: 233-170 (13th Season)
Career Record: 400-255 (21st Season)
vs. Virginia Tech: 8-11

GAME 19 | VIRGINIA TECH at CLEMSON - JAN. 21, 2023 | 6PM | ESPN2 | CLEMSON, S.C. | LITTLEJOHN COLISEUM (9,000)

BROADCAST INFORMATION

TV | ESPN2

Doug Sherman, PxP
Cory Alexander, Analyst
Angel Gray, Reporter

VIDEO STREAM

ESPN.com and ESPN app

RADIO | VT Sports Network

Zach Mackey, PxP
Mike Burnop, Analyst

LIVE STATS

stats.hokiesports.com



@HokiesMBB

@ClemsonMBB

PROJECTED STARTERS

Virginia Tech	Ht.	Wt.	Yr.	Hometown	PPG	RPG	Other
G 3 Sean Pedulla	6-1	195	So.	Edmond, Okla.	16.4	3.6	Scored 10+ in every game this year
G 0 Hunter Cattoor	6-3	200	Sr.	Orlando, Fla.	9.7	4.2	41.1 3FG% (30-73)
G 13 Darius Maddox	6-5	180	Jr.	Bowie, Md.	9.4	3.3	Season-high 16p vs. NC State
F 25 Justyn Mutts	6-7	220	Sr.	Millville, N.J.	13.4	7.8	5 double-doubles
F 21 Grant Basile	6-9	235	Gr.	Pewaukee, Wis.	13.8	5.4	Double-double at Cuse (26p/10r)



KEY STORYLINES

THE SERIES

- The Hokies have a 23-18 advantage in the all-time series with Clemson after dropping the first meeting of this season, 68-65, on Jan. 4.
- The two sides split the season series last year. Clemson defeated Tech, 63-59, in Clemson. Four days later, they squared off in the second round of the ACC Tournament in Brooklyn, N.Y. where Darius Maddox drilled a 3-pointer as time expired in overtime to propel the Hokies to the 76-75 win.
- Over the last 11 games in the Clemson series, Tech has posted an 8-3 record.
- Tech is 7-11 as the away team in the series.

- Saturday will mark the sixth time the Hokies will face Clemson when its ranked. VT has a 3-2 edge in those meetings.
- Mike Young earned his 300th career win as a head coach on Nov. 5, 2019 - a 67-60 victory at Clemson.

HOKIE HEADLINES

- Tech had five players in double figures for the first time since ODU (Nov. 17). Darius Maddox led the way at Virginia with 13 points.
- For the second straight game, the Hokies logged 19 assists (ties a season high).
- MJ Collins, who had eight points at UVA, hails from Clover, South Carolina - 111 miles from Clemson.

CLIMBING THE LADDER

- Hunter Cattoor is currently ninth all-time in career 3-pointers made in VT history. He became the ninth Hokie to reach 200 for his career at Boston College.

Seasons	Name	3FG
2005-09	A.D. Vassallo	267
2007-11	Malcolm Delaney	264
1986-89	Wally Lancaster	257
2014-18	Justin Bibbs	254
1999-2003	Brian Chase	239
2014-19	Ahmed Hill	230
2000-05	Carlos Dixon	215
2003-07	Zabian Dowdell	210
2019-pr.	Hunter Cattoor	203
2010-14	Jarell Eddie	192

2022-23 SCHEDULE

RECORD	11-7
ACC	1-6
NON-CONFERENCE	10-1
HOME	8-2
AWAY	0-5
NEUTRAL	3-0

Date	Opponent	TV	Time/Result
11/7	Delaware State	ACGNX	W, 95-57
11/10	Lehigh	ACCN	W, 78-52
11/13	William & Mary	RSN	W, 94-77
11/17	Old Dominion ¹	ESPN2	W, 75-71
11/18	Penn State ¹	ESPN2	W, 61-59
11/20	at College of Charleston ¹	ESPN2	L, 75-77
11/25	Charleston Southern	ACCN	W, 69-64
11/28	Minnesota ²	ESPN2	W, 67-57

12/4	#18 North Carolina [*]	ACCN	W, 80-72
12/7	Dayton	ACCN	W, 77-49
12/11	Oklahoma State ³	ESPN2	W, 70-65
12/17	Grambling State	RSN	W, 74-48
12/21	at Boston College [*]	ACCN	L, 65-70 (OT)
12/31	at Wake Forest	RSN	L, 75-77

1/4	Clemson [*]	ESPNU	L, 65-68
1/7	NC State [*]	RSN	L, 69-73
1/11	at Syracuse [*]	RSN	L, 72-82
1/18	at #10 Virginia [*]	ESPNU	L, 68-78
1/21	at #19 Clemson [*]	ESPN2	6 PM
1/23	Duke [*]	ESPN	7 PM
1/28	Syracuse [*]	ACCN	7 PM
1/31	at Miami [*]	ESPNU	7 PM

2/4	Virginia [*]	TBD	12 PM
2/8	Boston College [*]	ACCN	7 PM
2/11	at Notre Dame [*]	RSN	2 PM
2/15	at Georgia Tech [*]	ACCN	7 PM
2/18	Pitt [*]	ACCN	5 PM
2/21	Miami [*]	TBD	7 PM
2/25	at Duke [*]	ESPN	6/8 PM
2/28	at Louisville [*]	ACCN	9 PM

3/4	Florida State [*]	ESPN/2	TBD
3/7-11	ACC Tournament ⁴	ESPN	-

All Times Eastern

* - ACC Game

1 - Shriners Children's Charleston Classic (Charleston, S.C.)

2 - ACC/Big Ten Challenge (Blacksburg, Va.)

3 - Basketball Hall of Fame Invitational (Brooklyn, N.Y.)

4 - New York Life ACC Tournament (Greensboro, N.C.)



CONTACT INFO

Brian Cox | Phone: (540) 250-0624
Email: bcox90@vt.edu
Associate AD, Creative Communications

Will Copeland | Phone: (757) 814-0930
Email: cwil99@vt.edu
Assistant Director, Creative Communications

QUICK FACTS

THE BASICS

University Name: Virginia Tech
 Location: Blacksburg, Va.
 Founded: 1872
 Enrollment: 37,000
 President: Dr. Tim Sands
 Director of Athletics: Whit Babcock
 Nickname: Hokies
 Mascot: Hokie Bird
 Colors: Chicago Maroon and Burnt Orange
 Affiliation: NCAA Division I
 Conference: Atlantic Coast (18th Season)

FACILITY FACTS

CASSELL COLISEUM
 Capacity: 8,925
 Record in Arena: 643-210 (.754)
 Largest Crowd: 11,500 (vs. Purdue; Dec. 3, 1966)

TEAM INFORMATION

2021-22 Record: 23-13
 Home/Away/Neutral: 11-4/7-6/5-3
 Conference Record: 11-9
 Home/Away: 6-4/5-5
 Conference Finish: 7th
 Conference Tournament: Champion
 Starters Returning/Lost: 2/3
 Letterwinners Returning/Lost: 6/6
 Newcomers: 9

Total seasons: 115
 First season: 1908-09
 All-Time Record: 1,529-1,263
 All-Time ACC Record: 139-175
 All-Time ACC Tournament Record: 14-17
 ACC Championship Game Appearances (Titles): 1 (1 - 2022)
 NCAA Tournament Appearances (Last): 13 (2022)
 All-Time NCAA Record: 8-13



MEDIA INFORMATION

CREDENTIALS

Outlets interested in obtaining credentials to cover Virginia Tech basketball home games must apply for credentials via: media.hokiesports.com/credentials.

You may also email: bcox90@vt.edu.

All credentials for Virginia Tech home games this season will be issued on a single-game basis, and media seating is extremely limited.

INTERVIEW POLICY

During ACC play, Mike Young conducts weekly media press conferences, via Zoom. To request the Zoom link for a particular week, please email Brian Cox (bcox90@vt.edu).

Gamedays: Coach Mike Young and select players will be available to the media following a 10-minute cooling off period after the game. For home games, interviews of Coach Young and players will be conducted in-person in the Cassell Coliseum media center.

Non-Gamedays: All coach and player interview requests need to be arranged through the Virginia Tech Creative Communications Office - contact Brian Cox (c. 540-250-0624; e. bcox90@vt.edu). Players and coaches should not be contacted directly under any circumstances.



2022-23 VIRGINIA TECH NUMERICAL ROSTER

No.	Name	Cl.	Pos.	Ht.	Wt.	Hometown	Previous School
0	Hunter Cattoor	Sr.	G	6-3	200	Orlando, Fla.	Bishop Moore
1	Rodney Rice	Fr.	G	6-4	195	Clinton, Md.	DeMatha Catholic
2	MJ Collins	Fr.	G	6-4	190	Clover, S.C.	Combine Academy
3	Sean Pedulla	So.	G	6-1	195	Edmond, Okla.	Edmond Memorial
4	Darren Buchanan Jr.	Fr.	F	6-7	235	Washington, D.C.	Woodrow Wilson
5	Patrick Wessler	Fr.	C	7-0	245	Matthews, N.C.	Combine Academy
10	Camden Johnson	So.	G	6-1	185	Waxhaw, N.C.	Metrolina Christian Academy
11	John Camden	r-Fr.	F	6-8	215	Downingtown, Pa.	Memphis
13	Darius Maddox	Jr.	G	6-5	180	Bowie, Md.	Oak Hill Academy
14	Owyn Dawyot	Fr.	G	6-2	190	Roanoke, Va.	Cave Spring
15	Lynn Kidd	Jr.	C	6-10	235	Gainesville, Fla.	Clemson
21	Grant Basile	Gr.	F	6-9	235	Pewaukee, Wis.	Wright State
25	Justyn Mutts	Sr.	F	6-7	220	Millville, N.J.	Delaware
33	Michael Ward	Fr.	G	6-2	175	Bethesda, Md.	Walt Whitman
34	Mylyjael Poteat	Jr.	F	6-9	265	Reidsville, N.C.	Rice

COACHING & SUPPORT STAFF

Head Coach: Mike Young (Emory & Henry, 1986)
Record at VT: 65-43 (4th Year)
Overall Record: 364-287 (21st Year)
Associate Head Coach: Mike Jones (2nd Year)
Assistant Coach: Christian Webster (7th Year)
Assistant Coach: Kevin Giltner (4th Year)
Chief of Staff: Stephanie Ballein (4th Year)
Special Assistant for Recruiting: Matt Olinger (4th Year)
Director of Player Personnel: Ryan Nadeu (5th Year)
Special Assistant to the Head Coach: Ace Custis (4th Year)
Strength & Conditioning: David Jackson (15th Year)
Athletic Trainer: Hisham Ziyout (4th Year)

PRONUNCIATION GUIDE

Hunter Cattoor	cuh-TOUR
Sean Pedulla	puh-DOOL-uh
Darren Buchanan Jr.	DARE-in BUH-can-in
Patrick Wessler	WES-lerr
Darius Maddox	Mad-DOCKS
Owyn Dawyot	Doy-YACHT
Grant Basile	buh-ZILLY
Justyn Mutts	JUST-in
Mylyjael Poteat	Muh-LIE-juh! POH-teet

ROSTER BY CLASS

Freshmen (7)	Sophomores (2)	Juniors (3)	Seniors (3)
Darren Buchanan Jr.	Camden Johnson	Lynn Kidd	Grant Basile [^]
John Camden*	Sean Pedulla	Darius Maddox	Hunter Cattoor
MJ Collins		Mylyjael Poteat	Justyn Mutts
Owyn Dawyot			
Rodney Rice			
Michael Ward			
Patrick Wessler			

* = Redshirt
[^] = Graduate Student

SOCIAL



BY THE NUMBERS

100

Lynn Kidd has connected on 13 of his last 15 attempts (86.7%). For the season, Kidd has 100 total points. He had 15 points in his first two seasons combined.

68

The 68 points at Virginia on Wednesday night were the most the Hokies have scored in the UVA series since an 80-78 double-overtime home win over the Cavaliers in Feb. 2017.

2

Grant Basile opened Tech's scoring at UVA with back-to-back free throws – the Hokies' only FTs of the night (season low). Tech's two FTA are the fewest it's had since joining the ACC.

NOTEWORTHY

3-BALL BACK IN BUSINESS

- Tech dialed up 12 3-pointers against the Cavaliers – its third-best tally of the season and the most since a season-high 16 vs. William & Mary in the third game of the season.
- The Hokies connected on 12 of 27 (44.4%) from long range – their third-highest clip of the season. It was the fifth time this season Tech hit double-digit threes (4-1). VT posted an 11-1 ledger last season when hitting double-figure threes (lone loss was vs. Miami).

HUNT MAKES HIGHLY-ANTICIPATED RETURN

- Hunter Cattoor made his first appearance Wednesday night at Virginia after suffering a left arm injury at Boston College on Dec. 21 (missed four games).
- The senior from Orlando, Florida tallied 11 points, three 3-pointers, six rebounds and five assists in 34 minutes of action.
- Coach Young had this to say following the UVA game about Cattoor: "He's like the tide. He raises all of our ships, along with [Justyn] Mutts. He makes everybody better. ... He's an unbelievable floor general at the off guard spot. He's a great teammate. They love playing with him, they trust him, and he's tough as a pine knot. ... I love the kid. He's a Hokie through and through."

KEEP SHOWING UP

- Tech's six-game skid is its longest since the 2014-15 season when the Hokies lost seven in a row from Feb. 14-March 7, 2015.
- Darius Maddox had this to say when asked how does Tech end the losing streak: "Keep coming to practice every day, listening to the coaching staff and just buying in and not giving up. We're just going to keep fighting ... and try to turn this thing around."

VALUE THE BALL

- An emphasis in Coach Young's system is valuing the basketball, thus limiting turnovers.
- Through 18 games, the Hokies are averaging 9.9 turnovers per game, which ranks sixth in the country.
- Tech ranks 16th nationally in assist/turnover ratio (1.49).
- The Hokies tallied 19 assists vs. eight turnovers at No. 10 Virginia. After the game,

Mike Young noted those are more like "Virginia Tech numbers."

'DULLA TURNING HEADS

- Sean Pedulla has reached double-figure scoring in each of his first 17 games of the season. Pedulla is the first Hokie to do that since Erick Green scored double figures in all 32 games of the 2012-13 season.
- Below is a chart of the sophomores in the country who have increased their points per game from a season ago by double digits. Pedulla is 10th overall and the only Power 5 player.

Player	School	21-22	22-23	Change
Brandin Podziemski	Santa Clara	1.4	18.7	+17.3
Ty Johnson	UC Davis	0.9	15.2	+14.3
Bryce Hopkins	Providence	2.1	16.4	+14.3
Javon Small	East Carolina	2.0	15.8	+13.8
Davon Barnes	Texas Southern	2.1	15.6	+13.5
Zhuric Phelps	SMU	3.8	17.2	+13.4
Abdoulaye Thiam	High Point	0.8	14.1	+13.3
Curtis Jones	Buffalo	2.5	15.3	+12.8
Noah Reynolds	Wyoming	2.9	15.0	+12.1
Sean Pedulla	Virginia Tech	5.4	16.4	+11.0
Emoni Bates	Eastern Michigan	9.7	20.0	+10.3

BASILE AMONG ACTIVE SCORING LEADERS

- Grant Basile eclipsed the 1,400 career point mark at Boston College. He is tied for 84th in the country among active career scoring leaders.
- Below is a chart of active career scoring leaders in the ACC.

Player	School	Points
Jayden Gardner	Virginia	2,175
Tyree Appleby	Wake Forest	1,896
Jarkel Joiner	NC State	1,778
Ben Vander Plas	Virginia	1,709
Nike Sibande	Pitt	1,706
Armando Bacot	UNC	1,616
Dane Goodwin	Notre Dame	1,572
Isaiah Wong	Miami	1,569
Marcus Hammond	Notre Dame	1,528
Jordan Miller	Miami	1,524
Daivien Williamson	Wake Forest	1,492
Grant Basile	Virginia Tech	1,477

Joseph Girard III	Syracuse	1,447
-------------------	----------	-------

- Thirteen players in the ACC have at least 1,400 career points.

FIVE STRAIGHT TICKETS PUNCHED

- The Hokies are among the nation's leaders in active NCAA Tournament appearances. With their program record fifth straight appearance locked up in 2022, they own the eighth-longest active streak. It's the second-longest among ACC programs.

School	Streak	Conference
Kansas	32	Big 12
Michigan State	24	Big Ten
Gonzaga	23	WCC
North Carolina	11	ACC
Villanova	9	BIG EAST
Purdue	7	Big Ten
Michigan	6	Big Ten
Virginia Tech	5	ACC

- A pretty remarkable turnaround for a program that prior to 2017 had only gone to the NCAA Tournament once (2007) in 20 years.

TRACKING THE TREY

- Coach Young's last four teams at Wofford all finished inside the top 10, nationally, in 3-point field-goal percentage.
- With three Hokies shooting over 40% from three, Tech made a big jump in this category in 2021-22.

Season	School	3FG%	Rank
2022-23	Virginia Tech	34.3	160th
2021-22	Virginia Tech	39.2	3rd
2020-21	Virginia Tech	35.4	95th
2019-20	Virginia Tech	35.2	81st
2018-19	Wofford	41.4	2nd
2017-18	Wofford	41.3	5th
2016-17	Wofford	40.3	7th
2015-16	Wofford	40.8	8th

TRIO OF TRANSFERS

- Tech landed Grant Basile (Wright State), John Camden (Memphis) and Mylyjael Poteat (Rice) out of the transfer portal in the offseason.
- Basile is the favorite to replace two-time All-ACC honoree Keve Aluma at the five position for the Hokies. The 6-foot-9 forward is versatile and has 3-point range, which will once again provide VT the opportunity to space the floor with all five starters having the green light from three.

- Camden will add depth at the wing, playing the three and the four positions for Tech. At 6-foot-8, Camden gives VT the option to play big when he slides over to the three position. He will be another sharpshooter to add to the Hokies' already potent outside attack.
- Poteat has perhaps been the biggest surprise among the transfers. His footwork and hands have drawn praise from Coach Young over the summer. He will primarily play at the five position for Tech.

DEPTH ON THE FRONT LINE

- As opposed to last year, the Hokies should have significant depth in the frontcourt this season.
- "We're deeper on the front line than we've ever been," Young said at ACC Tipoff in Charlotte. "We were thin as nickel soup last year in the frontcourt after Mutts and Aluma. But I am comfortable with Darren Buchanan, John Camden. ... And ... Mylyjael and Lynn Kidd ... are going to help our team — big, strong, athletic people. Lynn Kidd's an amazing athlete. Mylyjael Poteat is just a physical person that can run. He's got exceptional hands."

SIZING US UP

- Entering the 2022-23 season, Tech will feature seven scholarship players at 6-foot-7 or taller.
- That figure ties for the second-most since the start of the Seth Greenberg era. - h/t David Cunningham

Season	# of players 6-7 or taller	Players
2003-04	5	Calloway, Matthews, McCandies, Dixon, Collins
2004-05	7	Witherspoon, Washington, Krabbendam, Calloway, Dixon, Collins, Tucker
2005-06	8	Witherspoon, Washington, Krabbendam, Vinson, Calloway, Collins, Diakite, Tucker
2006-07	7	Washington, Krabbendam, Vinson, Witcher, Collins, Diakite, Tucker
2007-08	5	Allen, Washington, Vinson, Witcher, Diakite
2008-09	6	Allen, Davila, Vinson, Witcher, Diakite, Swindle
2009-10	6	Allen, Raines, Davila, Witcher, Atkins, Swindle
2010-11	6	Allen, Chaney, Raines, Davila, Atkins, Eddie
2011-12	6	Van Zegeren, Raines, Davila, Finney-Smith, Eddie, Barksdale
2012-13	5	Van Zegeren, Raines, Eddie, Wood, Barksdale
2013-14	7	Van Zegeren, Raines, Kirby, Eddie, Thompson, Wood, Barksdale
2014-15	3	Henry, Van Zegeren, Pierce
2015-16	5	Henry, Pierce, Hamilton, Blackshear Jr., LeDay
2016-17	2	Sy, LeDay
2017-18	2	Fullard, Blackshear Jr.
2018-19	1	Blackshear Jr.
2019-20	3	Nolley, Ojiako, Johnson
2020-21	5	Ojiako, Aluma, N'Guessan, PemsI, Mutts
2021-22	6	N'Guessan, Haynes, Kidd, Ojiako, Aluma, Mutts
2022-23	7	Kidd, Basile, Poteat, Camden, Buchanan Jr., Wessler, Mutts

BASILE THE PERFECT FIT

- More than 50 schools reached out to Grant Basile when he went into the transfer portal last spring. After his latest outing - a 23-point, 10-rebound performance against Dayton, Basile continues to deliver at a high rate for the Hokies.
- "He's just the perfect fit to go along with the other four starters that we have and the rest of the team," Sean Pedulla said. "Just a completely unselfish guy, a very team-oriented guy. And like the rest of us, he gets excited when other people play well and we're all excited when he plays well. Just a great overall fit."

JUSTYN MUTTS: A MAN OF THE PEOPLE

- Mutts has a special place in his heart for mentoring the youth. Recently, the senior forward has been involved with the West End Center for Youth in Roanoke, Virginia, hosting clinics and mentoring young people.
- "Being a basketball player at a big-time program like Virginia Tech, I can use my platform to my advantage," Mutts pointed out. "When I talk, the kids listen intently and give me their full attention when I offer advice or words of wisdom. I know I had a mentor when I was around the middle school age, and this person was an extremely influential person in my life that helped guide me down the right path. That's exactly who I want to be for these kids."



STANDINGS

TEAM	OVERALL	ACC	PCT
1. Clemson	15-4	7-1	.789
2. Miami	15-3	6-2	.833
3. Virginia	14-3	6-2	.824
4. Wake Forest	14-5	6-2	.737
5. Pitt	13-6	6-2	.684
6. NC State	15-4	5-3	.789
7. North Carolina	13-6	5-3	.684
8. Syracuse	12-7	5-3	.632
9. Duke	13-5	4-3	.722
10. Florida State	6-13	4-4	.316
11. Boston College	8-11	2-6	.421
12. Virginia Tech	11-7	1-6	.611
13. Notre Dame	9-10	1-7	.474
14. Georgia Tech	8-10	1-7	.444
15. Louisville	2-17	0-8	.105

PREDICTED ORDER OF FINISH

TEAM (FIRST-PLACE VOTES)	POINTS
1. North Carolina (90)	1504
2. Duke (2)	1339
3. Virginia (6)	1310
4. Miami (2)	1138
5. Florida State	1064
6. Notre Dame	971
7. Virginia Tech (1)	921
8. Syracuse	700
9. Wake Forest	672
10. NC State	548
11. Clemson	528
12. Louisville	477
13. Boston College	368
14. Pitt	320
15. Georgia Tech	260

PRESEASON ALL-ACC TEAM

First Team

Armando Bacot, North Carolina
 Isaiah Wong, Miami
 Caleb Love, North Carolina
 Terquavion Smith, NC State
 Jeremy Roach, Duke

Second Team

Jayden Gardner, Virginia
 Dereck Lively II, Duke
Justyn Mutts, Virginia Tech
 PJ Hall, Clemson
 RJ Davis, North Carolina

PRESEASON ACC PLAYER OF THE YEAR

Armando Bacot, North Carolina

PRESEASON ACC FRESHMAN OF THE YEAR

Dereck Lively II, Duke



TEAM COMPARISON

VT	Stat	CLEM
73.8	Points Per Game	75.7
66.4	Opponents Points Per Game	67.8
+7.4	Scoring Margin	+7.9
35.8	Rebounds Per Game	34.9
+1.6	Rebounding Margin	+1.3
.466	FG Percentage	.468
.417	FG Percentage Defense	.398
.343	3FG Percentage	.374
.318	3FG Percentage Defense	.326
7.7	3FG Made Per Game	8.1
.748	FT Percentage	.795
14.7	Assists Per Game	14.9
9.9	Turnovers Per Game	10.9

ELITE COMPANY

- Tech's Mike Young joined an elite group of head coaches who have won an ACC tournament title within the first three seasons at their respective school.

Coach	School	Year (#)
Vic Bubas	Duke	1960 (1)
Jim Valvano	NC State	1983 (3)
Press Maravich	NC State	1965 (1)
Terry Holland	Virginia	1976 (2)
Bill Guthridge	North Carolina	1998 (1)
Jim Larrañaga	Miami	2013 (2)
Mike Young	Virginia Tech	2022 (3)

- With the win against Duke, Young improved to 6-0 in conference tournament championship games. His six titles are as many as Michigan State's Tom Izzo and one more than Syracuse's Jim Boeheim.

RAVE REVIEWS FOR POTEAT

- Junior forward Mylyjael Poteat has been a pleasant surprise for Coach Young.
- "He's got unbelievable hands," Young said of Poteat. "Much, much better feet. I liked him coming out of high school and I called him three or four times. ... He's gonna help us win. He's big and he's physical and he's not afraid of contact. He knows who he is as a player, and I think that's a benefit of playing college basketball for two years."

NO CEILING

- Although the Hokies feature nine new faces in 2022-23, Justyn Mutts believes this group can be even better than last year.
- "There is no ceiling. I think our team is so diverse and so talented and so dynamic that if we really start to click the way I feel we can, it'll be scary. Just the way we defend, the way we can make shots, the way we can get to the basket or space it out or our pace of offense. I think once we really start clicking on all cylinders with the relationships that we have as people off the court, it'll be a lot of fun."

1-800-TRIFECTA

- Tech's trio of Hunter Cattoor, Darius Maddox and Sean Pedulla all shot above 40% from three last season (min. 30 makes).

Player	3FGM - 3FGA	3FG%
Hunter Cattoor	83-199	41.7
Darius Maddox	40-79	50.6
Sean Pedulla	34-76	44.7

- Cattoor's 83 makes led all Hokies and were tied for the fourth-most threes made in a single season in program history.
- Cattoor also ranks ninth all-time in career 3-pointers made at VT with 200. The record is held by A.D. Vassallo at 267.
- As a team, the Hokies buried 319 treys in 2021-22 – the second-most in a single season in Tech history.
- Two of the Hokies' three best single-season marks have come under Coach Young.

Season	3FG	3FG%
2018-19	327	39.4
2021-22	319	39.2
2019-20	315	35.2

J-MUTTY: THE ULTIMATE SCHOLAR

- Justyn Mutts, the ACC's Skip Prosser Award winner last season, embarks on his 11th semester in college – having already earned a bachelor's degree and two master's degrees.
- He's currently enrolled in human development – his second undergraduate program.

DO IT FOR THE CITY

- Justyn Mutts has his sights set on a third consecutive trip to the Big Dance in March. However, getting there isn't the end goal.
- "I've never won a game in March Madness," Mutts said. "That's definitely a huge thing for me this year. We need multiple wins [in the NCAAs], just for the city. Blacksburg, they deserve it [for] the love that they show us."

DEPENDABLE DEFENDERS

- Hunter Cattoor almost always draws the assignment of guarding the opposing team's best guard or wing.
- He's come a long way in that department, as Coach Young has gone on record of saying "he couldn't guard me" when Cattoor first arrived in Blacksburg.
- Combined with Justyn Mutts, who is as good of a defender as Young has ever coached, the Hokies have two elite leaders on the defensive side of the ball.

MEMORABLE YEAR

- Saturday's game vs. Grambling State was Virginia Tech's final home game of 2022. Tech posted a 14-3 record inside of Cassell Coliseum in the calendar year.
- The Hokies are 8-0 at home this season and riding a nine-game win streak in their home quarters dating back to last season.



The 2022-23 season marks the 21st for Mike Young as a head coach.

SPECIALTY STAT TRACKER

Opponent	Off TOs	Paint	2nd Chance	FB	Bench
Delaware State	18	28	16	8	19
Lehigh	16	40	4	2	17
William & Mary	14	24	14	6	21
Old Dominion	6	28	8	2	19
Penn State	8	40	11	2	10
at College of Charleston	15	44	9	7	5
Charleston Southern	14	40	8	8	11
Minnesota	13	40	13	2	15
North Carolina	10	42	8	10	12
Dayton	10	36	7	2	14
Oklahoma State	19	24	10	7	12
Grambling State	23	24	9	3	15
at Boston College	6	42	7	6	1
at Wake Forest	7	34	15	4	18
Clemson	11	18	9	4	8
NC State	15	36	11	8	15
at Syracuse	15	46	8	12	12
at Virginia	8	22	6	5	12
at Clemson					
Duke					
Syracuse					
at Miami					
Virginia					
Boston College					
at Notre Dame					
at Georgia Tech					
Pitt					
Miami					
at Duke					
at Louisville					
Florida State					
Total +/-	+17	+94	-30	-25	-145
Season Highs	23	46	16	12	21

FAST BREAK

Tech has registered **two** wins over Top-5 programs under head coach Mike Young – most recently an 81-73 win over No. 3 Villanova on Nov. 28, 2020.

SCHOOL RECORDS

INDIVIDUAL

Games Played (Season)	36, by 5 players
Games Started (Season)	36, by 5 players
Games Played (Career)	136, Malcolm Delaney (2007-11)
Games Started (Career)	126, Dell Curry (1982-86); Bobby Beecher (1982-86)
Consecutive Starts	123, Ace Custis (1993-97)
Minutes Played (Game)	55, by 3 players
Minutes Played (Season)	1,300, Malcolm Delaney (2010-11), 34 games
Minutes Played (Highest Season Average)	38.6, Jay Purcell (1991-92), 28 games
Minutes Played (Career)	4,688, Malcolm Delaney (2007-11)
Minutes Played (Highest Career Average)	35.1, Dale Solomon, 1978-82
Points (Overall Game)	52, Allan Bristow vs. George Washington (2-21-73)
Points (ACC Game)	37, Malcolm Delaney vs. Clemson (1-29-09)
Points (ACC Tournament Game)	32, Jalen Hudson vs. Wake Forest (3-10-15)
Points (NCAA Tournament)	29, Glen Combs vs. Indiana (3-17-67)
Points (NIT)	33, A.D. Vasallo vs. Duquesne (3-18-09)
Points (Season)	801, Erick Green (2012-13), 32 games
Points (ACC Season)	469, Erick Green (2012-13), 18 games
Points (Season Average)	26.6, Bimbo Coles (1988-89), 27 games
Points (Double-Figure Games, Season)	34, Dell Curry (1983-84), 35 games
Points (Career)	2,484, Bimbo Coles (1986-90)
Points (Career Average)	23.1, Allan Bristow (1970-73)
Points (Double-Figure Games, Career)	115, Dell Curry (1982-86)
Field Goals Made (Game)	22, Allan Bristow vs. George Washington (2-21-73)
3-Pointers Made (Game)	9, Hunter Cattoor at Florida State (1-29-22); Justin Robinson vs. Syracuse (1-26-19)
Field Goals Made (Season)	305, Dell Curry (1985-86), 30 games
3-Pointers Made (Season)	106, Wally Lancaster (1987-88), 29 games
Field Goals Made (Career)	1,021, Dell Curry (1982-86)
3-Pointers Made (Career)	267, A.D. Vasallo (2005-09)
Free Throws Made (Game)	20, by 3 players
Free Throws Made (Season)	230, Malcolm Delaney (2009-10), 33 games
Free Throws Made (Career)	721, Malcolm Delaney (2007-11)
Rebounds (Game)	36, Chris Smith vs. Washington & Lee (1-9-59)
Rebounds (Season)	495, Chris Smith (1959-60), 26 games
Rebounds (Career)	1,508, Chris Smith (1957-61)
Assists (Game)	12, by 3 players
Assists (Season)	192, Dave Sensibaugh (1975-76), 28 games
Assists (Career)	547, Bimbo Coles (1986-90)
Steals (Game)	8, by 3 players
Steals (Season)	94, Jamon Gordon (2006-07), 34 games
Steals (Career)	295, Dell Curry (1982-86)
Blocks (Game)	9, Roy Brow vs. James Madison (12-6-86); vs. Baptist College (12-12-87)
Blocks (Season)	100, Roy Brow (1987-88), 28 games
Blocks (Career)	251, Roy Brow (1984-88)
TEAM	
Points (Game)	141, vs. Southern Miss (2-6-88)
Points (Season)	2,646, 1987-88, 29 games
Field Goals Made (Game)	52, vs. VMI (2-20-59)
Field Goals Made (Season)	1,058, 1983-84, 35 games
FG Percentage (Game)	.722 (39-54), vs. Syracuse (1-28-76)
FG Percentage (Season)	.517 (1,030-1,993), 1981-82
3-Pointers Made (Game)	21, vs. Delaware State (11-20-19)
3-Pointers Made (Season)	327, 2018-19, 35 games
3FG Percentage (Game)	.720 (18-25), at Florida State (1-29-22)
3FG Percentage (Season)	.403 (290-720), 2016-17
Rebounds (Game)	83, vs. VMI (2-19-61)
Assists (Game)	36, vs. The Citadel (11-12-17)
Steals (Game)	21, at Clemson (2-8-06)
Blocks (Game)	15 (2x), last vs. VMI (12-9-09)

2022-23 HONORS WATCH



Justyn Mutts

ACC Preseason Voting

- Second-Team All-ACC

Naismith Memorial Basketball Hall of Fame

- Karl Malone Award Watch List

Shriners Children's Charleston Classic

- All-Tournament Team

ACC Player of the Week

- Dec. 5 (21.5 ppg, 10.0 rpg, 65.5 FG%)

Sean Pedulla

Basketball Hall of Fame Invitational

- MVP vs. Oklahoma State (16p, 5r, 4a)



GLUE GUY

- Jon Rothstein voted Justyn Mutts as one of his top-10 “glue guys” heading into the 2022-23 season.



WINNINGEST STRETCH IN PROGRAM HISTORY

- Tech has racked up 143 wins over the last seven seasons, which is tied for the winningest stretch in program history.



- Between 1979 and 1986, VT also recorded 143 wins.
- The Hokies will need 23 wins or more in 2022-23 to break the best eight-season stretch in program history.

Season	Head Coach	Record
2015-16	Buzz Williams	20-15
2016-17	Buzz Williams	22-11
2017-18	Buzz Williams	21-12
2018-19	Buzz Williams	26-9
2019-20	Mike Young	16-16
2020-21	Mike Young	15-7
2021-22	Mike Young	23-12
2022-23	Mike Young	11-7

- Five of those seven seasons have resulted in an NCAA tournament appearance.

LEADING AT THE BREAK

- Over the last three seasons, Tech is 42-8 when leading at halftime.
- The Hokies are 55-12 in the Mike Young era when up at half.

NATIONAL POLLS

ASSOCIATED PRESS POLL

Updated: January 16

Rank	School	Record	Points
1	Houston (34)	17-1	1460
2	Kansas (23)	16-1	1446
3	Purdue (3)	16-1	1382
4	Alabama	15-2	1347
5	UCLA	16-2	1237
6	Gonzaga	16-3	1178
7	Texas	15-2	1122
8	Xavier	15-3	1047
9	Tennessee	14-3	1019
10	Virginia	13-3	926
11	Arizona	15-3	838
12	Iowa State	13-3	795
13	Kansas State	15-2	771
14	TCU	14-3	753
15	UConn	15-4	668
16	Auburn	14-3	553
17	Miami	14-3	487
18	Charleston	18-1	351
19	Clemson	15-3	339
20	Marquette	14-5	306
21	Baylor	12-5	267
22	Providence	14-4	262
23	Rutgers	13-5	131
24	Florida Atlantic	16-1	126
25	Arkansas	12-5	115

Receiving Votes: NC State 111, Saint Mary's 106, Arizona State 79, New Mexico 67, Illinois 61, San Diego State 44, Michigan State 29, Duke 24, Wisconsin 14, Creighton 9, Kent State 8, Boise State 6, Texas A&M 5, Ohio State 3, Missouri 3, VCU 2, Iowa 2, North Carolina 1

Dropped from Rankings: Wisconsin 18, Missouri 20, San Diego State 23, Duke 24

USA TODAY COACHES' POLL

Updated: January 16

Rank	School	Record	Points
1	Houston (17)	17-1	777
2	Kansas (9)	16-1	768
3	Purdue (5)	16-1	743
4	Alabama (1)	15-2	699
5	UCLA	16-2	645
6	Gonzaga	16-3	616
7	Texas	15-2	574
8	Xavier	15-3	555
9	Tennessee	14-3	537
10	Virginia	13-3	499
11	Arizona	15-3	410
12	Iowa State	13-3	379
13	TCU	14-3	372
14	UConn	15-4	367
15	Kansas State	15-2	364
16	Miami	14-3	266
17	Auburn	14-3	235
18	Marquette	14-5	197
19	Clemson	15-3	177
20	Providence	14-4	172
21	Charleston	18-1	153
22	Baylor	12-5	133
23	Illinois	12-5	97
24	Saint Mary's	16-4	88
25	Arkansas	12-5	82

Receiving Votes: Rutgers 74, Duke 64, Florida Atlantic 58, Michigan State 42, Wisconsin 41, Indiana 32, New Mexico 25, San Diego State 24, Iowa 23, Ohio State 21, Missouri 21, Arizona State 20, NC State 16, Kentucky 10, Texas A&M 8, Boise State 7, Texas Tech 3, North Carolina 3, Nevada 2, Tulane 1

Dropped from Rankings: Wisconsin 18, Missouri 20, Duke 21, San Diego State 25

TRACKING TECH

	AP	Coaches
Preseason	RV	RV
11/14	RV	RV
11/21	RV	RV
11/28	RV	-
12/5	RV	RV
12/12	24	T23
12/19	21	20
12/26	RV	RV
1/2	RV	RV
1/9	-	-
1/16	-	-
1/23	-	-
1/30	-	-
2/6	-	-
2/13	-	-
2/20	-	-
2/27	-	-
3/6	-	-
3/13	-	-
Final	-	-

Ratings Tracker (through January 18)

ESPN.com BPI	47
KenPom.com	49
Massey	57
NCAA NET Rankings	59
Sagarin	63

Virginia Tech's "Best" NET Wins:

North Carolina	36
Oklahoma State	46
Penn State	53



NOTEWORTHY

WHERE ARE THEY NOW?

- The Hokies lost 54.5% of their scoring from a year ago.
- Below is a rundown of where the letterwinners lost are now.

Name	Points	Current Team
Keve Aluma	567	Niigata (Japan)
Nahiem Alleyne	346	UConn
Storm Murphy	288	Medipolis SC Jena (Germany)
David N'Guessan	132	Kansas State
John Ojiako	47	George Mason
Jalen Haynes	7	ETSU
Ben Varga	3	No longer playing basketball

MUTTS DISHING IT OUT WITH THE BEST OF THEM

- Justyn Mutts was among the nation's leaders in assists from the forward position last season.
- He tied for fourth in the country with 124 assists. Ironically, the person he tied was the No. 1 pick in the 2022 NBA Draft.

Name	Assists	Team
Tosan Evbuomwan	142	Princeton
Kyle Rode	140	Liberty
Jalen Slawson	125	Furman
Justyn Mutts	124	Virginia Tech
Paolo Banchemo	124	Duke

50TH ANNIVERSARY OF '73 NIT CHAMPIONSHIP TEAM

- The 2022-23 season marks the 50th anniversary of the 1973 NIT championship team.
- It was the first postseason championship in program history.
- The Hokies captured the tournament by winning four games by a combined five points at Madison Square Garden in New York City.

Opponent	Score	Date
New Mexico	W, 65-63	3/18/73
Fairfield	W, 77-76	3/22/73
Alabama	W, 74-73	3/24/73
Notre Dame	W, 92-91 (OT)	3/25/73

- Bobby Stevens drained the game-winning basket as time expired to lift the Hokies over Notre Dame in the final.

DANCIN' IN BACK-TO-BACK SEASONS

- In previous seasons in Virginia Tech history, the fastest head coach to make the NCAA Tournament was in Year Three. Those Hokies were Howie Shannon, Charlie Moir and Buzz Williams.
- Therefore, with Mike Young doing so in Year Two, he became the fastest Tech coach to make The Dance.
- The Hokies have also never had a head coach lead them to the NCAA Tournament in two of their first three seasons.
- Mike Young becomes just the third head coach in program history to register multiple trips to the NCAA Tournament, joining Charlie Moir and Buzz Williams.
- Here's a rundown of the head coaches who have guided Tech to the NCAA Tournament.

Head Coach	NCAAT Years	# of App.
Charlie Moir	1979, 1980, 1985, 1986	4
Buzz Williams	2017, 2018, 2019	3
Mike Young	2021, 2022	2
Don DeVoe	1976	1
Bill Foster	1996	1
Seth Greenberg	2007	1
Howie Shannon	1967	1

HOKIE CENSUS

- Tech has 15 players on the squad who represent nine states and Washington, D.C.
- Maryland and North Carolina lead the way

with three players apiece, followed by Florida (two).

50 SPOT


- Tech shot over 50 percent in a game five times during the 2020-21 season - going 5-0.
- Since Young got to Blacksburg, the Hokies are 28-3 in contests shooting 50 percent or greater - only losses: vs. BYU (11/27/19), vs. Miami (1/26/22), at College of Charleston (11/20/22).
- Since the 2010-11 season, Tech is 99-14 when shooting 50 percent or better.

RANKED WINS BECOMIN' COMMON

- Tech had four ranked wins in 2020-21, tying the most-ever in school history (set 2017-18).
- The Hokies notched their first two of the 2021-22 season in Brooklyn against No. 25 North Carolina in the ACC semifinals and No. 7 Duke in the championship game.
- Tech's 80-72 win over No. 18 North Carolina on Dec. 4 was the Hokies' first ranked win of the 2022-23 season.

ONE BIG FAMILY

- The camaraderie between the VT men's and women's basketball teams as described by Hunter Cattoor:
- "I'd say it's like a whole big family there. We play and practice in the same facility, so we see them every day, whether that's working out on our own time or during lift and practice. We see them all around. We're saying hey to them. I know Coach Brooks is doing a great job over there with that team. But I look at them as family. ... I think it's great for both programs to be together and support each other and want each other to do well."



CASSELL COLISEUM - RENDERING OF PROPOSED \$75 MILLION-PLUS RENOVATION OF VIRGINIA TECH'S HOME VENUE

REACH FOR EXCELLENCE


- Virginia Tech announced on April 20, 2021 a \$400 million fundraising campaign to propel Hokie sports to the forefront of the Atlantic Coast Conference, prepare generations of student-athletes for success in life, and raise the university's profile nationwide.
- The campaign will leverage the momentum of recent successes on the field and in fundraising, such as adding about 10,000 more Hokie Club members in the past five years and opening the Student-Athlete Performance Center, thanks to a record gift. Still, leaders acknowledged that the athletics enterprise needs an infusion of revenue in order to compete at the top of the ACC.
- The budget increase will support athletics in three primary areas: facilities, coaching, and the student-athlete experience.



- The Reach for Excellence campaign has five main pillars, which are:
 - A football enhancement fund to build a program that consistently competes at the top of the ACC, by allotting \$30 million over time for recruiting, assistant coaches' salaries, quality-control coaches, player development, and capital needs.
 - Renovations to improve Cassell Coliseum, with at least \$50 million to be raised privately.
 - The Drive for 25 initiative to increase Hokie Club membership to 25,000 and raise \$20 million annually for student-

athlete scholarships.

- Striving for comprehensive excellence for all sports by providing operating expenses, facility improvements, nutritional and strength and conditioning programs, and more.
- Increasing the number of student-athlete scholarship endowments to expand capacity to support students and broaden reach in recruiting.
- When it's filled with nearly 10,000 fans cheering the Hokies to victory in the last seconds of a basketball game, Cassell Coliseum is an amazing sight. But when it's empty, the home of Virginia Tech basketball, volleyball, and wrestling shows its age. Built in the early 1960s, the Coliseum is due for an extensive renovation.
- Plans call for a completely redesigned experience, including:
 - A new glass entrance along Washington Street
 - Extended concourse areas along both sides to allow fans easier access to different sections of the coliseum
 - The addition of high-end premium seating areas, including club seating and luxury suites on both sides
- This much-needed \$75 million-plus project, helped by at least \$50 million in private support, would create one of the best home venues in the ACC.



"HOKIE TRACKS"

COMMENTS THAT LEFT AN IMPRESSION

"I think we have always had that standard. I think coming into the year, we wanted to be the best team that we could possibly be and achieve the most that we could achieve. I think throughout the year, we hit ups and downs, but at the end of the day, we never wavered from what our goal was. So, once we won the ACC championship, obviously, it may have been a big shock for everyone else, but for us, it wasn't a shock of that we couldn't have won it. I felt like since Day 1 we felt like we could have won it. I think the standard is trying to win each day, and whatever happens past that happens."

- Hunter Cattoor on last year's success raising the standard

"I think we've got a really good culture. We've got good guys on the team that when things start going south, I can look to my left and my right and see guys that I trust, guys I believe in. If it's a big shot, I've got guys that I trust with those big shots"

- Justyn Mutts on the Hokies' composure when the game gets tight

"That guy came back for a reason. He didn't come back to sit on his laurels and piddle-paddle around. He came back to win."

- Mike Young on Justyn Mutts

2022-23 RANKING SUMMARY

Statistic	National Rank	Conference Rank	Value	National Leader	Value	Conference Leader	Value
Assist/Turnover Ratio (352 ranked)	16	2	1.49	Virginia	1.74	Virginia	1.74
Assists Per Game (352 ranked)	86	4	14.7	Xavier	20.6	Virginia	16.1
Bench Points per game (352 ranked)	336	13	13.11	Fla. Atlantic	37.44	Georgia Tech	22.94
Blocks Per Game (352 ranked)	126	11	3.7	Utah Valley	6.6	Syracuse	5.6
Effective FG pct (352 ranked)	85	6	0.530	Colgate	0.583	Wake Forest	0.551
Fastbreak Points (352 ranked)	330	13	5.44	TCU	21.22	NC State	17.05
Field Goal Percentage (352 ranked)	76	4	46.6	Gonzaga	51.7	Miami (FL)	48.1
Field Goal Percentage Defense (352 ranked)	99	6	41.7	Tennessee	33.6	Clemson	39.8
Fouls Per Game (352 ranked)	88	5	15.7	Butler	12.6	Notre Dame	13.2
Free Throw Attempts Per Game (352 ranked)	332	14	14.1	UTRGV	27.4	North Carolina	24.2
Free Throw Percentage (352 ranked)	48	5	74.8	Villanova	83.4	Clemson	79.5
Free Throws Made Per Game (352 ranked)	306	14	10.6	UTRGV	19.1	North Carolina	17.7
Rebound Margin (352 ranked)	172	5	1.6	Purdue	11.5	Duke	9.0
Rebounds (Defensive) Per Game (352 ranked)	86	4	26.61	Alabama	32.56	North Carolina	28.84
Rebounds (Offensive) Per Game (352 ranked)	256	10	9.17	Marshall	14.89	Duke	13.72
Rebounds Per Game (352 ranked)	161	7	35.78	Alabama	46.00	Duke	39.78
Scoring Defense (352 ranked)	101	3	66.4	Houston	53.3	Virginia	59.9
Scoring Margin (352 ranked)	98	6	7.4	Houston	22.9	NC State	11.1
Scoring Offense (352 ranked)	135	8	73.8	Gonzaga	86.9	North Carolina	79.6
Steals Per Game (352 ranked)	323	14	5.0	Missouri	11.7	NC State	8.7
Three Point Attempts Per Game (352 ranked)	151	5	22.5	Col. of Charleston	31.1	Pittsburgh	25.6
Three Point Percentage (352 ranked)	160	7	34.3	Utah St.	42.6	Virginia	38.2
Three Point Percentage Defense (352 ranked)	109	5	31.8	Tennessee	21.7	Duke	28.4
Three Pointers Per Game (352 ranked)	152	6	7.7	Liberty	11.9	Wake Forest	9.2
Turnover Margin (352 ranked)	103	4	1.5	UNLV	7.4	NC State	4.0
Turnovers Forced Per Game (352 ranked)	302	14	11.39	Morgan St.	20.18	NC State	14.63
Turnovers Per Game (352 ranked)	6	3	9.9	Penn St.	8.7	Notre Dame	9.0
Winning Percentage (352 ranked)	127	10	61.1	Col. of Charleston	95.0	Miami (FL)	83.3

GAMES STARTED

	Streak	22-23	Career	ACC
Hunter Cattoor	1	14	55	26
Rodney Rice	-	-	-	-
MJ Collins	-	2	2	2
Sean Pedulla	18	18	18	7
Darren Buchanan Jr.	-	-	-	-
Patrick Wessler	-	-	-	-
Camden Johnson	-	-	-	-
John Camden	-	-	-	-
Darius Maddox	18	18	18	7
Owyn Dawyot	-	-	-	-
Lynn Kidd	-	4	4	2
Grant Basile	14	17	73	7
Justyn Mutts	17	17	124	40
Michael Ward	-	-	-	-
Mylyjael Poteat	-	-	3	-




NON-CONFERENCE BREAKDOWN

Team	NET	Result
Delaware State	352	W, 95-57
Lehigh	317	W, 78-52
William & Mary	279	W, 94-77
Old Dominion	130	W, 75-71
Penn State	41	W, 61-59
College of Charleston	53	L, 75-77
Charleston Southern	298	W, 69-64
Minnesota	240	W, 67-57
Dayton	112	W, 77-49
Oklahoma State	46	W, 70-65
Grambling State	128	W, 74-48

Tech returned to the site of its 2022 ACC tournament championship on Dec. 11 vs. Oklahoma State.



Hunter Cattoor is ninth all-time at VT in career 3-pointers made with 203.



SEASON BREAKDOWN

TECH'S RECORD WHEN...

	2022-23
Overall	11-7
ACC	1-6
At home	8-2
On the road	0-5
At neutral sites	3-0
After a win	9-2
After a loss	1-5
In overtime	0-1
vs. ranked opponents	1-1
Winning the opening tip	7-2
Losing the opening tip	4-5
Decided by 1-4 points or OT	2-5
Decided by 5-10 points	4-2
Decided by 11-20 points	1-0
Decided by 21+ points	4-0
Leading at half	11-2
Tied at half	0-1
Trailing at half	0-4
VT shoots 50% or better	5-1
VT shoots 40-49.9%	5-5
VT shoots less than 40%	1-1
VT out-shoots opponent	9-3
Opp. out-shoots VT	2-4
Opp. shoots 40% or better	6-6
Opp. shoots less than 40%	5-1
VT out-rebounds opponent	5-3
Opp. out-rebounds VT	4-3
Rebounds are tied	2-1
VT has more FT attempts	7-0
Opp. has more FT attempts	3-7
VT makes more 3-pointers	6-2
Opp. makes more 3-pointers	3-3
VT wins turnover battle	9-3
Opp. wins turnover battle	1-3
Turnovers are tied	1-1
VT scores 100+	0-0
VT scores 90-99 points	2-0
VT scores 80-89 points	1-0
VT scores 70-79 points	5-3
VT scores 60-69 points	3-4
VT scores 50-59 points	0-0
VT scores < 50 points	0-0
Opp. scores > 99 points	0-0
Opp. scores 90-99 points	0-0
Opp. scores 80-89 points	0-1
Opp. scores 70-79 points	3-5
Opp. scores 60-69 points	2-1
Opp. scores 50-59 points	4-0
Opp. scores < 50 points	2-0
Playing on Monday	2-0
Playing on Tuesday	0-0
Playing on Wednesday	1-4
Playing on Thursday	2-0
Playing on Friday	2-0
Playing on Saturday	1-2
Playing on Sunday	3-1
In November	7-1
In December	4-2
In January	0-4
In February	0-0
In March	0-0
Playing during the day	5-1
Playing at night	6-6
Wearing White	8-2
Wearing Maroon	0-2
Wearing Orange	2-2
Wearing Black	1-1

STARTING LINEUPS

W/L

1-0	Sean Pedulla, Hunter Cattoor, Darius Maddox, Grant Basile, Lynn Kidd
9-3	Sean Pedulla, Hunter Cattoor, Darius Maddox, Justyn Mutts, Grant Basile
1-0	Sean Pedulla, Hunter Cattoor, Darius Maddox, Justyn Mutts, Lynn Kidd
0-2	Sean Pedulla, Darius Maddox, Justyn Mutts, Grant Basile, Lynn Kidd
0-2	Sean Pedulla, MJ Collins, Darius Maddox, Justyn Mutts, Lynn Kidd

Margin of Victory/Defeat

	1	2	3	4	5	6	7	8	9	10	11-19	20+
Wins	-	1	-	1	2	-	-	1	-	1	1	4
Losses	-	2	1	1	1	-	-	-	-	2	-	-

Most First Half Points

Virginia Tech	57 vs. William & Mary (11/13/22)
Opponents	43 by Syracuse (1/11/23)

Most Second Half Points

Virginia Tech	47 vs. NC State (1/7/23)
Opponents	46 by Old Dominion (11/17/22)

Fewest First Half Points

Virginia Tech	22 vs. NC State (1/7/23)
Opponents	21 by Dayton (12/7/22)

Fewest Second Half Points

Virginia Tech	24 vs. Penn State (11/18/22)
Opponents	23 by Grambling State (12/17/22)

Largest Halftime Lead

Virginia Tech	25 vs. Delaware State (11/7/22)
Opponents	14 by NC State (1/7/23)

Largest Margin of Victory

Virginia Tech	38 vs. Delaware State (11/7/22)
Opponents	10 (2x) last by Virginia (1/18/23)

MISCELLANEOUS

How 1st Points Were Scored

Layup	7
3FG	5
Jumper	3
Dunk	1
Free Throw	2
Tip-in	-

Rebounds Leader

Grant Basile	4
Hunter Cattoor	1
Lynn Kidd	3
Darius Maddox	1
Justyn Mutts	13
Sean Pedulla	2
Mylyjael Poteat	2

Blocks Leader

Grant Basile	10
John Camden	1
Hunter Cattoor	1
Lynn Kidd	2
Darius Maddox	2
Justyn Mutts	4
Sean Pedulla	3
Mylyjael Poteat	2

15+ Rebounds

-	-
---	---

20+ Rebounds

-	-
---	---

5+ Assists

Hunter Cattoor	1
Justyn Mutts	7
Sean Pedulla	6

Scored VT's 1st Points

Grant Basile	5
Hunter Cattoor	3
MJ Collins	1
Lynn Kidd	2
Darius Maddox	1
Justyn Mutts	4
Sean Pedulla	2

Assists Leader

Grant Basile	3
MJ Collins	1
Darius Maddox	1
Justyn Mutts	9
Sean Pedulla	9

10+ Points

Grant Basile	13
Hunter Cattoor	6
Lynn Kidd	3
Darius Maddox	10
Justyn Mutts	14
Sean Pedulla	18

10+ Assists

-	-
---	---

5+ Steals

Justyn Mutts	1
--------------	---

First Off VT Bench

Grant Basile	1
John Camden	1
MJ Collins	11
Lynn Kidd	7
Mylyjael Poteat	6
Rodney Rice	1

Steals Leader

Grant Basile	3
Hunter Cattoor	2
MJ Collins	1
Darius Maddox	3
Justyn Mutts	10
Sean Pedulla	7
Mylyjael Poteat	2
Rodney Rice	1

20+ Points

Grant Basile	3
Hunter Cattoor	1
Justyn Mutts	2
Sean Pedulla	3

Double-Doubles

Grant Basile	3
Justyn Mutts	5

Points Leader

Grant Basile	5
Hunter Cattoor	2
Darius Maddox	1
Justyn Mutts	4
Sean Pedulla	10

30+ Points

Grant Basile	1
--------------	---

Triple-Doubles

-	-
---	---

10+ Rebounds

Grant Basile	3
Lynn Kidd	1
Justyn Mutts	5

THE LAST TIME

LAST TIME VIRGINIA TECH...

Scored 100+ points and won	100-64, vs. Delaware State, 11/20/19
Scored 100+ points and lost	100-104 (2OT), vs. Maryland, 2/27/10
Played in OT	65-70 (OT), at Boston College, 12/21/22
Played in consecutive OTs	82-77 (OT), vs. UAB, 11/28/15; 79-81 (OT), vs. Northwestern, 12/1/15
Played in 2OT	79-77 (2OT), vs. North Carolina, 1/22/20
Played in 3OT	95-102 (3OT), vs. Miami (Fla.), 2/19/20
Scored 100+ points	100-64, vs. Delaware State, 11/20/19
Scored 90-99 points	94-77, vs. William & Mary, 11/13/22
Scored 80-89 points	80-72, vs. #18 North Carolina, 12/4/22
Scored 70-79 points	72-82, at Syracuse, 1/11/23
Scored 60-69 points	68-78, at #10 Virginia, 1/18/23
Scored 50-59 points	59-63, at Clemson, 3/5/22
Scored 40-49 points	47-24, at #23 NC State, 2/2/19
Scored 30-39 points	39-65, at #19 Virginia, 1/4/20
Scored 20-29 points	27-40, at McGuire Hospital, 2/2/46
Scored 10-19 points	16-45, at Virginia, 1/30/39
Scored less than 10 points	9-29, vs. North Carolina, 1/12/35
Allowed 100+ points	95-102 (3OT), vs. Miami (Fla.), 1/19/20
Allowed 90-99 points	77-90, vs. BYU, 11/27/19
Allowed 80-89 points	72-82, at Syracuse, 1/11/23
Allowed 70-79 points	68-78, at #10 Virginia, 1/18/23
Allowed 60-69 points	65-68, vs. Clemson, 1/4/23
Allowed 50-59 points	67-57, vs. Minnesota, 11/28/22
Allowed 40-49 points	74-48, vs. Grambling State, 12/17/22
Allowed 30-39 points	65-39, vs. Radford, 11/15/21
Allowed 20-29 points	47-24, at #23 NC State, 2/2/19
Allowed 10-19 points	60-19, vs. Lynchburg, 1/9/46
Allowed less than 10 points	28-9, vs. Hampden-Sydney, 1/17/1923
Scored at least 60 points in a half	66, 2nd Half, vs. The Citadel, 11/12/17
Largest margin of victory	83 points, vs. Randolph-Macon (87-4), 1/10/1911
Largest margin of victory in ACC	38 points, vs. Wake Forest (84-46), 2/27/21
Defeated a ranked opponent on the road	47-24, at #23 NC State, 2/2/19
Defeated a ranked opponent at home	80-72, vs. #18 North Carolina, 12/4/22
Defeated a ranked opponent on a neutral court	82-67, vs. #7 Duke, 3/12/22
Defeated a defending national champion	65-51, vs. #8 Virginia, 1/30/21
Held opponent without a double-figure scorer	65-39, vs. Radford, 11/15/21
Failed to have a double-figure scorer	41-57, vs. Temple, 2/25/96
Had 5 or more players score in double figures	5, at #10 Virginia, 1/18/23
Had 6 or more players score in double figures	vs. Cornell, 12/8/21
Had 7 or more players score in double figures	vs. Cornell, 12/8/21
Did not make a 3FG	at Providence, 2/1/03
Opponent did not make a 3FG	vs. Virginia, 2/14/22
Did not shoot a FT in the first half	vs. #3 Villanova, 11/28/20
Did not shoot a FT in the second half	at #10 Virginia, 1/18/23
Opponent did not shoot a FT	vs. Merrimack, 11/21/21
Held an opponent under 10 points in a half	9 points, vs. Eastern Michigan (1H), 12/22/11
Held an opponent under 20 points in a half	17 points, vs. Pitt (1H), 2/7/22
Had double-figure blocked shots	10, 84-46, vs. Wake Forest, 2/27/21
Came back from a double-figure deficit to win	10 points, vs. Grambling State, 12/17/22
Lost a double-digit lead	11 points, at Boston College, 1/22/22
Led by 20 or more points at halftime	21 points, vs. Dayton, 12/7/22
Had 20-29 assists in a game	21, at Miami, 2/26/22
Had 30 or more assists	36, vs. The Citadel, 11/12/17
Held a team under 20 percent from the floor	16.7%, at No. 23/22 NC State, 2/2/19
Held a team under three made FGs in a half	2 FG, vs. Notre Dame, 1/10/21
Won an ACC Tournament Championship	82-67, vs. #7 Duke, 3/12/22
Won an NCAA Tournament game	67-58, vs. Liberty, 3/24/19

WHAT'S A HOKIE?

The answer leads all the way back to 1896 when Virginia Agricultural and Mechanical College changed its name to Virginia Polytechnic Institute. With the change came the necessity for writing a new cheer and a contest for such a purpose was held by the student body.



Senior O.M. Stull won first prize for his "Hokie" yell which is still used today. Later, when asked if "Hokie" had any special meaning, Stull explained the word was solely the product of his imagination and was used only as an attention-getter for his yell. It soon became a nickname for all Tech teams and for those people loyal to Tech athletics.

The official university school colors - Chicago Maroon and Burnt Orange - also were introduced in 1896. The colors were chosen by a committee because they made a 'unique combination' not worn elsewhere at the time. The official definition of "Hokie" is "a loyal Virginia Tech Fan."



OUR NAME

When referring to our name, we ask that you use Virginia Tech, Hokies or Tech - and not 'Vah Tech.' Thank you!

THE LAST TIME

LAST TIME A VIRGINIA TECH PLAYER...

Recorded a double-double	Grant Basile (26 pts./10 rebs.), at Syracuse, 1/11/23
Recorded a triple-double	Justyn Mutts (12 pts./14 rebs./11 ast.), vs. Syracuse, 2/12/22
Two Tech players recorded double-doubles in same game	Keve Aluma (14 pts./12 rebs.) & Justyn Mutts (14 pts./11 rebs.), at Notre Dame, 1/27/21
Two Tech players recorded double-doubles in consecutive games	vs. North Carolina (ACC Tournament), 3/13/09; vs. Duquesne (NIT), 3/18/09
Had five or more steals	Justyn Mutts (6), vs. Oklahoma State, 12/11/22
Had 10 or more assists in a game	Justyn Mutts (11), vs. Syracuse, 2/12/22
Had 20 or more rebounds in a game	Jeff Allen (21), vs. Longwood, 12/14/08
Two Tech players with double-figure rebounds	Grant Basile (10) and Lynn Kidd (10), vs. Delaware State, 11/7/22
Two Tech players had five or more assists	Justyn Mutts (7) & Hunter Cattoor (5), at #10 Virginia, 1/18/23
Three Tech players had five or more assists	Chris Clarke (10), Justin Robinson (6) & Seth Allen (6), vs. The Citadel, 12/17/16
Four Tech players had five or more assists	Kerry Blackshear Jr. (8), Devin Wilson (7), Justin Robinson (7) & Chris Clarke (5), vs. The Citadel, 1/30/21
Three Tech players made five or more 3FG	Nahiem Alleyne (5), Jalen Cone (5) & Isaiah Wilkins (5), vs. Delaware State, 11/20/19
Eight or more Tech players made a 3FG	8 players, at Pitt, 2/5/22
Two Tech players scored 20 or more points	Grant Basile (26) & Justyn Mutts (21), at Syracuse, 1/11/23
Three Tech players scored 20 or more points	Nickeil Alexander-Walker (25), Ahmed Hill (23) & Justin Robinson (23), vs. #23 Purdue, 11/18/18
Two Tech players scored 20 or more points in consecutive games	Nickeil Alexander-Walker & Kerry Blackshear Jr., 11/10/17 & 11/12/17
Tech freshman scored 20 or more points in a game	Sean Pedulla (20), at Florida State, 1/29/22
Three Tech freshmen scored in double figures in a game	Hunter Cattoor (14), Jalen Cone (11) & Lander Nolley II (10), vs. North Carolina, 3/10/20
Four Tech freshmen scored in double figures in a game	Landers Nolley II (21), Tyrece Radford (21), Jalen Cone (15) & Nahiem Alleyne (10), at Wake Forest, 1/14/20
Tech player scored 30-39 points in a game	Grant Basile (30), vs. Delaware State, 11/7/22
Tech player scored 40-49 points in a game	Dorenzo Hudson (41), vs. Seton Hall, 1/2/10
Tech player scored 50+ points in a game	Bimbo Coles (51), vs. Southern Miss, 2/6/88
Tech player had consecutive double-doubles	Justyn Mutts, 11/17/22, 11/18/22
Tech player had three consecutive double-doubles	Keve Aluma, 1/27/21, 1/30/21, 2/3/21
Tech freshman had consecutive double-doubles	Kerry Blackshear Jr., 12/13/15, 12/19/15
Tech allowed a triple-double	Dennis Smith Jr. (27 pts./11 rebs./11 ast.), at NC State, 1/4/17
Tech had a walk-on score double figures	Christian Beyer (13), vs. Alabama A&M, 12/14/14






THEME NIGHTS

11/7 vs.  ACC TITLE CELEBRATION <small>2-1-1</small>	11/10 vs.  MILITARY APPRECIATION	11/13 vs.  ACC TITLE CELEBRATION <small>2-1-1</small>	12/4 vs.  ORANGE OUT
12/7 vs.  THE FINALS COUNTDOWN <small>60'S NIGHT</small>	12/17 vs.  THE KIDS' TAKEOVER DAY	1/23 vs.  BLACK OUT	1/28 vs.  COACHES VS. CANCER
2/4 vs.  SMITTYFIELD MAROON OUT	2/18 vs.  #LOVE GAME	2/21 vs.  THINK OF BEER WILDONE OUT	3/4 vs.  SENIOR DAY



MIKE YOUNG

Head Coach | Fourth Season at Virginia Tech

2020-21 ACC Coach of the Year

CAREER RECORDS

Overall Record	364-287
Conference Games	203-156
Non-Conference Games	157-130
Conference Tournament	24-14
NCAA Tournament	1-7
Overtime Games	20-17
One-Point Games	12-14
vs. AP Top 25	8-26

VS. CURRENT ACC HEAD COACHES

Coach	All	VT	Wofford
Earl Grant	0-2	0-2	-
Brad Brownell	4-4	4-2	0-2
Jon Scheyer	-	-	-
Leonard Hamilton	1-1	1-1	-
Josh Pastner	3-3	2-2	1-1
Kenny Payne	-	-	-
Jim Larrañaga	4-4	3-3	1-1
Kevin Keatts	2-2	2-2	-
Hubert Davis	2-2	2-2	-
Mike Brey	4-2	4-1	0-1
Jeff Capel III	3-1	3-1	-
Jim Boeheim	2-3	2-3	-
Tony Bennett	2-5	2-4	0-1
Steve Forbes	8-5	2-2	6-3
Total	35-34	27-25	8-9

vs. Coach Young

Earl Grant	2-0 at BC
Brad Brownell	4-4 at Clemson
Jon Scheyer	0-0 at Duke
Leonard Hamilton	1-1 at Florida State
Josh Pastner	3-3 at Georgia Tech
Kenny Payne	0-0 at Louisville
Jim Larrañaga	0-1 at GMU; 4-3 at Miami
Kevin Keatts	2-2 at NC State
Hubert Davis	2-2 at UNC
Mike Brey	2-4 at Notre Dame
Jeff Capel III	1-3 at Pitt
Jim Boeheim	3-2 at Syracuse
Tony Bennett	5-2 at UVA
Steve Forbes	3-6 at ETSU; 2-2 at Wake

▶ COACH YOUNG: CAREER BREAKDOWN

Season	School	Overall	Conference	Finish	Postseason	Ranking	RPI/NET
2002-03	Wofford	14-15 .483	8-8 .500	T6th	-	-/-	219
2003-04	Wofford	9-20 .310	4-12 .250	T10th	-	-/-	273
2004-05	Wofford	14-14 .500	7-9 .438	8th	-	-/-	225
2005-06	Wofford	11-18 .379	6-9 .400	9th	-	-/-	287
2006-07	Wofford	10-20 .333	5-13 .278	T9th	-	-/-	295
2007-08	Wofford	16-16 .500	8-12 .400	8th	-	-/-	191
2008-09	Wofford	16-14 .533	12-8 .600	4th	-	-/-	177
2009-10	Wofford	26-9 .743	15-3 .833	1st	NCAA First Round	-/-	73
2010-11	Wofford	21-13 .618	14-4 .778	T1st	NCAA First Round	-/-	105
2011-12	Wofford	19-14 .576	12-6 .667	T2nd	CBI	-/-	178
2012-13	Wofford	13-19 .406	7-11 .389	T8th	-	-/-	253
2013-14	Wofford	20-13 .606	11-5 .688	T3rd	NCAA First Round	-/-	152
2014-15	Wofford	28-7 .800	16-2 .889	1st	NCAA First Round	RV/-	49
2015-16	Wofford	15-17 .469	11-7 .611	T3rd	-	-/-	202
2016-17	Wofford	16-17 .485	10-8 .556	T4th	-	-/-	189
2017-18	Wofford	21-13 .618	11-7 .611	T4th	CIT	-/-	141
2018-19	Wofford	30-5 .857	18-0 1.000	1st	NCAA Second Round	19/18	14
Totals	17 Seasons	299-244 .551	175-124 .585				
2019-20	Virginia Tech	16-16 .500	7-13 .350	T10th	-	-/-	92
2020-21	Virginia Tech	15-7 .682	9-4 .692	3rd	NCAA First Round	25/RV	51
2021-22	Virginia Tech	23-13 .639	11-9 .550	7th	NCAA Tournament	RV/RV	27
2022-23	Virginia Tech	11-7 .611	1-6 .143	-	-	-/-	59
Totals	4 Seasons	65-43 .602	28-32 .467				
Overall	21 Seasons	364-287 .559	203-156 .565				

▶ THE YOUNG FILE

Born	5/1/1963
Hometown	Radford, Virginia
Wife	Margaret
Children	Cooper, Davis
Education	Emory & Henry, 1986
Joined Tech Staff	4/7/2019
Years as College Head Coach	20
Years as College Coach	35

Coaching Career

1986-88	Assistant Coach, Emory & Henry
1988-89	Assistant Coach, Radford
1989-02	Assistant Coach, Wofford
2002-19	Head Coach, Wofford
2019-pr.	Head Coach, Virginia Tech

▶ ACCOMPLISHMENTS

Seven NCAA Tournaments

2022, 2021, 2019, 2015, 2014, 2011, 2010

One ACC Tournament Championship

2022

Five SoCon Tournament Championships

2019, 2015, 2014, 2011, 2010

Four SoCon Regular-Season Titles

2019, 2015, 2011, 2010

Two-time National Coach of the Year

2019 (Sporting News), 2010 (Hugh Durham)

Three AP All-America Selections

Fletcher Magee (2018-19), Karl Cochran (2014-15), Noah Dahlman (2009-10)

O HUNTER CATTOOR

SENIOR Guard | 6-3 | 200 | M.A. in Education, Liberal Arts and Human Sciences
Orlando, Florida | Bishop Moore



SEASON/CAREER BESTS

POINTS	
Season	22 vs. William & Mary (11/13/22)
Career	31 vs. Duke (3/12/22)
REBOUNDS	
Season	7 vs. CSU (11/25/22)
Career	9 vs. Radford (11/15/21)
ASSISTS	
Season	5 at Virginia (1/18/23)
Career	6 at Miami (2/26/22)
BLOCKS	
Season	2 vs. Delaware State (11/7/22)
Career	3 vs. Wake Forest (2/27/21)
STEALS	
Season	4 vs. Penn State (11/18/22)
Career	4 vs. Penn State (11/18/22)
MINUTES	
Season	38 (2x), last at CofC (11/20/22)
Career	39 at Virginia (1/12/22)
FIELD GOALS MADE	
Season	7 (2x), last at CofC (11/20/22)
Career	11 vs. Duke (3/12/22)
FIELD GOALS ATTEMPTED	
Season	13 at CofC (11/20/22)
Career	16 vs. Duke (3/12/22)
3-PT. FIELD GOALS MADE	
Season	6 vs. William & Mary (11/13/22)
Career	9 at Florida State (1/29/22)
3-PT. FIELD GOALS ATTEMPTED	
Season	10 vs. William & Mary (11/13/22)
Career	11 at Florida State (1/29/22)
FREE THROWS MADE	
Season	7 vs. Oklahoma State (12/11/22)
Career	7 vs. Oklahoma State (12/11/22)
FREE THROWS ATTEMPTED	
Season	8 vs. Oklahoma State (12/11/22)
Career	8 (2x), last vs. Oklahoma St. (12/11/22)

- 2022 ACC Tournament MVP; 31 points vs. Duke in title game. *Last name pronounced: kuh-TOUR*
- MVP of Basketball Hall of Fame Shootout vs. St. Bonaventure.
- One of Tech's top threats from three.
- Had 12 games of hitting three or more 3FGs in back-to-back seasons (2020-22).
- Reached double-figure scoring 17 times as a junior.
- Erupted for nine 3-pointers (tied single-game program record) at Florida State, which was the turning point in the Hokies' 2021-22 season.
- Originally committed to Wofford, but signed with the Hokies after Virginia Tech's hiring of Mike Young.
- Four-year letterwinner at Bishop Moore High School.
- Scored 1,420 points in high school. Was a 3-star recruit (247 Sports).
- Also played quarterback on Bishop Moore's football team.
- Wants to coach basketball when playing career is over.

2022-23 GAME-BY-GAME STATS

OPPONENT	DATE	ST	MIN	FG-FGA	PCT	3FG-FGA	PCT	FT-FTA	PCT	OFF	DEF	TOT	PF	A	T/O	BLK	STL	PTS
Delaware State	11/7/22	*	26	2-6	.333	1-4	.250	1-2	.500	1	2	3	0	2	0	2	0	6
Lehigh	11/10/22	*	29	2-4	.500	1-3	.333	1-2	.500	0	1	1	1	4	1	0	0	6
William & Mary	11/13/22	*	30	7-11	.636	6-10	.600	2-2	1.000	0	3	3	1	3	0	0	0	22
vs. Old Dominion	11/17/22	*	30	3-7	.429	2-4	.500	2-2	1.000	0	3	3	3	0	0	0	0	10
vs. Penn State	11/18/22	*	38	1-6	.167	1-5	.200	0-0	.000	0	4	4	1	1	0	0	4	3
at College of Charleston	11/20/22	*	38	7-13	.538	3-7	.429	0-2	.000	0	5	5	1	1	2	0	2	17
Charleston Southern	11/25/22	*	33	2-10	.200	2-6	.333	2-2	1.000	2	5	7	3	4	1	0	0	8
Minnesota	11/28/22	*	32	2-6	.333	2-4	.500	0-0	.000	0	6	6	1	1	2	0	0	6
North Carolina	12/4/22	*	29	5-7	.714	3-4	.750	0-1	.000	0	3	3	3	1	0	0	0	13
Dayton	12/7/22	*	33	3-8	.375	1-6	.167	0-0	.000	0	3	3	1	0	0	0	1	7
vs. Oklahoma State	12/11/22	*	35	1-5	.200	0-3	.000	7-8	.875	0	6	6	1	1	1	0	3	9
Grambling State	12/17/22	*	26	4-8	.500	4-8	.500	1-2	.500	0	4	4	2	1	0	0	0	13
at Boston College	12/21/22	*	30	2-5	.400	1-3	.333	0-0	.000	0	5	5	3	1	2	0	1	5
at Wake Forest	12/31/22																	
Clemson	1/4/23																	
NC State	1/7/23																	
at Syracuse	1/11/23																	
at Virginia	1/18/23	*	34	4-8	.500	3-6	.500	0-0	.000	1	5	6	2	5	1	0	0	11
at Clemson	1/21/23																	
Duke	1/23/23																	
Syracuse	1/28/23																	
at Miami	1/31/23																	
Virginia	2/4/23																	
Boston College	2/8/23																	
at Notre Dame	2/11/23																	
at Georgia Tech	2/15/23																	
Pitt	2/18/23																	
Miami	2/21/23																	
at Duke	2/25/23																	
at Louisville	2/28/23																	
Florida State	3/4/23																	

PRODUCTION TRACKER

	This Season	Career
Scored 10+ Points	6	44
Scored 20+ Points	1	4
Led Tech in Scoring	2	10
Made 3+ 3FGs	5	29
Led Tech in 3FGM	9	35
Shot over 40% from 3	7	54
Had a Double-Double	-	-
Had Multiple Assists	5	44
Had Multiple Steals	3	29



CAREER STATS

	GP-GS	MIN	AVG	FG-FGA	FG%	3FG-FGA	3FG%	FT-FTA	FT%	OFF-DEF-TOT	AVG	PF-FO	AST	TO	BLK	STL	PTS	AVG
2019-20	31-3	629	20.3	69-165	.418	51-127	.402	14-22	.636	4-73-77	2.5	44-0	35	16	4	31	203	6.5
2020-21	22-2	489	22.2	57-125	.456	39-90	.433	34-43	.791	2-39-41	1.9	34-1	30	26	11	20	187	8.5
2021-22	36-36	1183	32.9	121-278	.435	83-199	.417	36-50	.720	12-131-143	4.0	80-0	73	36	6	39	361	10.0
2022-23	14-14	442	31.6	45-104	.433	30-73	.411	16-23	.696	4-55-59	4.2	23-0	25	10	2	11	136	9.7
TOTAL	103-55	2743	26.6	292-672	.435	203-489	.415	100-138	.725	22-298-320	3.1	181-1	163	88	23	101	887	8.6

1 RODNEY RICE

FRESHMAN Guard | 6-4 | 195 | Communication
Clinton, Maryland | DeMatha Catholic



SEASON/CAREER BESTS

POINTS

Season 2 at Syracuse (1/11/23)
Career 2 at Syracuse (1/11/23)

REBOUNDS

Season 4 at Syracuse (1/11/23)
Career 4 at Syracuse (1/11/23)

ASSISTS

Season 1 at Syracuse (1/11/23)
Career 1 at Syracuse (1/11/23)

BLOCKS

Season -
Career -

STEALS

Season 3 at Syracuse (1/11/23)
Career 3 at Syracuse (1/11/23)

MINUTES

Season 29 at Syracuse (1/11/23)
Career 29 at Syracuse (1/11/23)

FIELD GOALS MADE

Season 1 at Syracuse (1/11/23)
Career 1 at Syracuse (1/11/23)

FIELD GOALS ATTEMPTED

Season 9 at Syracuse (1/11/23)
Career 9 at Syracuse (1/11/23)

3-PT. FIELD GOALS MADE

Season -
Career -

3-PT. FIELD GOALS ATTEMPTED

Season 5 at Syracuse (1/11/23)
Career 5 at Syracuse (1/11/23)

FREE THROWS MADE

Season -
Career -

FREE THROWS ATTEMPTED

Season -
Career -

CAREER STATS

	GP-GS	MIN	AVG	FG-FGA	FG%	3FG-FGA	3FG%	FT-FTA	FT%	OFF-DEF-TOT	AVG	PF-FO	AST	TO	BLK	STL	PTS	AVG
2022-23	1-0	29	29.0	1-9	.111	0-5	.000	0-0	.000	1-3-4	4.0	3-0	1	2	0	3	2	2.0
TOTAL	1-0	29	29.0	1-9	.111	0-5	.000	0-0	.000	1-3-4	4.0	3-0	1	2	0	3	2	2.0

- Suffered a broken finger in his right hand at the end of the Jan. 14 practice and will be out indefinitely.
- Three-year letterwinner at DeMatha where he played one season under the direction of current Tech associate head coach Mike Jones.
- All-Met First Team selection in 2021-22 after leading the Stags in scoring.
- Averaged 18.5 points per game across a three-year career at DeMatha.
- Four-star recruit ranked 45th overall, third in Maryland and eighth at his position by ESPN.
- Chose the Hokies over Louisville, Alabama, Notre Dame, Georgetown and Maryland.
- Father, Rodney Rice Sr., played basketball at Richmond and led the Spiders to the Sweet 16 of the 1988 NCAA Tournament.

2022-23 GAME-BY-GAME STATS

OPPONENT	DATE	ST	MIN	FG-FGA	PCT	3FG-FGA	PCT	FT-FTA	PCT	OFF	DEF	TOT	PF	A	T/O	BLK	STL	PTS	
Delaware State	11/7/22																		DNP
Lehigh	11/10/22																		DNP
William & Mary	11/13/22																		DNP
vs. Old Dominion	11/17/22																		DNP
vs. Penn State	11/18/22																		DNP
at College of Charleston	11/20/22																		DNP
Charleston Southern	11/25/22																		DNP
Minnesota	11/28/22																		DNP
North Carolina	12/4/22																		DNP
Dayton	12/7/22																		DNP
vs. Oklahoma State	12/11/22																		DNP
Grambling State	12/17/22																		DNP
at Boston College	12/21/22																		DNP
at Wake Forest	12/31/22																		DNP
Clemson	1/4/23																		DNP
NC State	1/7/23																		DNP
at Syracuse	1/11/23		29	1-9	.111	0-5	.000	0-0	.000	1	3	4	3	1	2	0	3	2	
at Virginia	1/18/23																		DNP
at Clemson	1/21/23																		DNP
Duke	1/23/23																		DNP
Syracuse	1/28/23																		DNP
at Miami	1/31/23																		DNP
Virginia	2/4/23																		DNP
Boston College	2/8/23																		DNP
at Notre Dame	2/11/23																		DNP
at Georgia Tech	2/15/23																		DNP
Pitt	2/18/23																		DNP
Miami	2/21/23																		DNP
at Duke	2/25/23																		DNP
at Louisville	2/28/23																		DNP
Florida State	3/4/23																		DNP

PRODUCTION TRACKER

	This Season
Scored 10+ Points	-
Scored 20+ Points	-
Led Tech in Scoring	-
Made multiple 3FGs	-
Led Tech in 3FGM	-
Shot over 40% from 3	-
Had a Double-Double	-
Had Multiple Assists	-
Had Multiple Steals	1



2 MJ COLLINS

FRESHMAN Guard | 6-4 | 190 | Communication
Clover, South Carolina | Combine Academy



- A two-year letterwinner at Westminster Catawba before transferring to Combine Academy for his senior season.
- Combine ended the season ranked No. 20 in the country with a 25-5 record and a state championship in 2021-22.
- All-state, all-conference and the Male Athlete of the Year after averaging 23 points per game as a junior.
- Coached by Sim Frazier while playing for Team Curry in the summer of 2021.
- Rated the 181st-best prospect in the 2022 class on 247Sports.
- Tabbed the second-best player in the state of South Carolina and the 27th-best combo guard nationally, according to 247Sports.
- Four-star recruit and ranked 22nd at his position by ESPN.
- Chose the Hokies over Clemson, Oklahoma, Providence, South Florida and East Tennessee State.
- His sister, Reneazia, won three state championships in track.

SEASON/CAREER BESTS

POINTS

Season 8 (2x), last at Virginia (1/18/23)
Career 8 (2x), last at Virginia (1/18/23)

REBOUNDS

Season 8 vs. UNC (12/4/22)
Career 8 vs. UNC (12/4/22)

ASSISTS

Season 3 (3x), last vs. NC State (1/7/23)
Career 3 (3x), last vs. NC State (1/7/23)

BLOCKS

Season -
Career -

STEALS

Season 1 (3x), last vs. Grambling (12/17/22)
Career 1 (3x), last vs. Grambling (12/17/22)

MINUTES

Season 28 (2x), last vs. NC State (1/7/23)
Career 28 (2x), last vs. NC State (1/7/23)

FIELD GOALS MADE

Season 3 (2x), last at Virginia (1/18/23)
Career 3 (2x), last at Virginia (1/18/23)

FIELD GOALS ATTEMPTED

Season 7 (3x), last vs. UNC (12/4/22)
Career 7 (3x), last vs. UNC (12/4/22)

3-PT. FIELD GOALS MADE

Season 2 at Virginia (1/18/23)
Career 2 at Virginia (1/18/23)

3-PT. FIELD GOALS ATTEMPTED

Season 4 vs. UNC (12/4/22)
Career 4 vs. UNC (12/4/22)

FREE THROWS MADE

Season 3 vs. UNC (12/4/22)
Career 3 vs. UNC (12/4/22)

FREE THROWS ATTEMPTED

Season 4 vs. UNC (12/4/22)
Career 4 vs. UNC (12/4/22)

2022-23 GAME-BY-GAME STATS

OPPONENT	DATE	ST	MIN	FG-FGA	PCT	3FG-FGA	PCT	FT-FTA	PCT	OFF	DEF	TOT	PF	A	T/O	BLK	STL	PTS
Delaware State	11/7/22		23	2-7	.286	0-2	.000	0-0	.000	0	2	2	0	2	1	0	1	4
Lehigh	11/10/22		24	2-5	.400	1-3	.333	0-0	.000	0	0	0	1	1	0	0	1	5
William & Mary	11/13/22		16	2-7	.286	1-3	.333	2-2	1.000	0	0	0	4	0	0	0	0	7
vs. Old Dominion	11/17/22		19	1-2	.500	0-0	.000	0-0	.000	0	1	1	1	2	0	0	0	2
vs. Penn State	11/18/22		16	0-2	.000	0-2	.000	2-2	1.000	1	3	4	2	1	0	0	0	2
at College of Charleston	11/20/22		25	2-6	.333	0-3	.000	1-1	1.000	1	3	4	3	2	1	0	0	5
Charleston Southern	11/25/22		16	0-2	.000	0-1	.000	0-0	.000	0	1	1	0	0	0	0	0	0
Minnesota	11/28/22		21	1-2	.500	1-2	.500	0-0	.000	0	3	3	1	2	0	0	0	3
North Carolina	12/4/22		21	2-7	.286	1-4	.250	3-4	.750	5	3	8	3	1	0	0	0	8
Dayton	12/7/22		22	1-4	.250	0-2	.000	0-0	.000	0	2	2	0	3	0	0	0	2
vs. Oklahoma State	12/11/22		14	1-3	.333	0-2	.000	0-0	.000	0	1	1	0	0	0	0	0	2
Grambling State	12/17/22		22	2-3	.667	0-1	.000	0-1	.000	0	2	2	1	3	2	0	1	4
at Boston College	12/21/22		21	0-2	.000	0-1	.000	0-0	.000	0	5	5	0	1	1	0	0	0
at Wake Forest	12/31/22		28	1-4	.250	1-2	.500	0-0	.000	0	3	3	4	1	1	0	0	3
Clemson	1/4/23		9	0-1	.000	0-0	.000	0-0	.000	0	2	2	0	0	1	0	0	0
NC State	1/7/23	*	28	3-5	.600	0-1	.000	0-0	.000	1	1	2	0	3	0	0	0	6
at Syracuse	1/11/23	*	21	0-3	.000	0-1	.000	0-0	.000	1	1	2	1	0	0	0	0	0
at Virginia	1/18/23		19	3-5	.600	2-3	.667	0-0	.000	1	3	4	0	0	0	0	0	8
at Clemson	1/21/23																	
Duke	1/23/23																	
Syracuse	1/28/23																	
at Miami	1/31/23																	
Virginia	2/4/23																	
Boston College	2/8/23																	
at Notre Dame	2/11/23																	
at Georgia Tech	2/15/23																	
Pitt	2/18/23																	
Miami	2/21/23																	
at Duke	2/25/23																	
at Louisville	2/28/23																	
Florida State	3/4/23																	

PRODUCTION TRACKER

	This Season
Scored 10+ Points	-
Scored 20+ Points	-
Led Tech in Scoring	-
Made multiple 3FGs	1
Led Tech in 3FGM	1
Shot over 40% from 3	3
Had a Double-Double	-
Had Multiple Assists	7
Had Multiple Steals	-



CAREER STATS

	GP-GS	MIN	AVG	FG-FGA	FG%	3FG-FGA	3FG%	FT-FTA	FT%	OFF-DEF-TOT	AVG	PF-FO	AST	TO	BLK	STL	PTS	AVG
2022-23	18-2	365	20.3	23-70	.329	7-33	.212	8-10	.800	10-36-46	2.6	21-0	22	7	0	3	61	3.4
TOTAL	18-2	365	20.3	23-70	.329	7-33	.212	8-10	.800	10-36-46	2.6	21-0	22	7	0	3	61	3.4

3 SEAN PEDULLA

SOPHOMORE Guard | 6-1 | 195 | Sports Media and Analytics
Edmond, Oklahoma | Edmond Memorial



SEASON/CAREER BESTS

POINTS
Season 22 vs. William & Mary (11/13/22)
Career 22 vs. William & Mary (11/13/22)

REBOUNDS
Season 6 at Syracuse (1/11/23)
Career 6 at Syracuse (1/11/23)

ASSISTS
Season 8 vs. Delaware State (11/7/22)
Career 8 vs. Delaware State (11/7/22)

BLOCKS
Season 1 (4x), last at Virginia (1/18/23)
Career 1 (5x), last at Virginia (1/18/23)

STEALS
Season 3 (2x), last at Wake (12/31/22)
Career 3 (2x), last at Wake (12/31/22)

MINUTES
Season 44 at Boston College (12/21/22)
Career 44 at Boston College (12/21/22)

FIELD GOALS MADE
Season 9 vs. Lehigh (11/10/22)
Career 9 vs. Lehigh (11/10/22)

FIELD GOALS ATTEMPTED
Season 18 (2x), last vs. Clemson (1/4/23)
Career 18 (2x), last vs. Clemson (1/4/23)

3-PT. FIELD GOALS MADE
Season 5 vs. Delaware State (11/7/22)
Career 6 at Florida State (1/29/22)

3-PT. FIELD GOALS ATTEMPTED
Season 11 at Syracuse (1/11/23)
Career 11 at Syracuse (1/11/23)

FREE THROWS MADE
Season 7 vs. Grambling (12/17/22)
Career 10 vs. Texas (3/18/22)

FREE THROWS ATTEMPTED
Season 9 vs. Grambling (12/17/22)
Career 10 vs. Texas (3/18/22)

CAREER STATS

	GP-GS	MIN	AVG	FG-FGA	FG%	3FG-FGA	3FG%	FT-FTA	FT%	OFF-DEF-TOT	AVG	PF-FO	AST	TO	BLK	STL	PTS	AVG
2021-22	36-0	467	13.0	62-145	.428	34-76	.447	36-40	.900	6-36-42	1.2	54-2	47	31	1	21	194	5.4
2022-23	18-18	649	36.1	108-250	.432	35-106	.330	45-54	.833	7-58-65	3.6	49-2	78	36	4	20	296	16.4
TOTAL	54-18	1116	20.7	170-395	.430	69-182	.379	81-94	.862	13-94-107	2.0	103-4	125	67	5	41	490	9.1

- Will take over the reins at point guard following the graduation of Storm Murphy. *Last name pronounced: puh-DOOL-uh*
- Solid sharpshooter from downtown – shot over 40% from three 18 times as a freshman.
- Posted a career-high 20 points at Florida State, which was the turning point in the Hokies' 2021-22 season. He drilled 6 of 7 from long range in that game.
- Guided Edmond Memorial to three state tournaments.
- Two-time all-state selection and COAC Offensive Player of the Year that averaged 17.6 points a game as a senior.
- Rated the 165th-best prospect in the 2021 class on 247Sports.
- Tabbed the second-best player in the state of Oklahoma and the 25th-best point guard nationally, according to 247Sports.
- Chose the Hokies over Minnesota and Oklahoma State.
- One of Dominic and Bernadette Pedulla's nine children. His siblings JJ, Edmund and Claire won state championships in high school basketball, while Brendan won a state championship in rugby.

2022-23 GAME-BY-GAME STATS

OPPONENT	DATE	ST	MIN	FG-FGA	PCT	3FG-FGA	PCT	FT-FTA	PCT	OFF	DEF	TOT	PF	A	T/O	BLK	STL	PTS
Delaware State	11/7/22	*	29	5-12	.417	5-8	.625	3-4	.750	0	4	4	1	8	2	0	1	18
Lehigh	11/10/22	*	33	9-17	.529	1-5	.200	1-1	1.000	0	3	3	0	2	0	1	0	20
William & Mary	11/13/22	*	36	7-11	.636	4-7	.571	4-4	1.000	1	3	4	2	4	1	1	1	22
vs. Old Dominion	11/17/22	*	34	7-15	.467	2-5	.400	2-5	.400	0	4	4	2	7	1	0	0	18
vs. Penn State	11/18/22	*	38	5-13	.385	0-6	.000	0-0	.000	0	1	1	1	3	1	0	3	10
at College of Charleston	11/20/22	*	34	7-15	.467	1-5	.200	2-2	1.000	0	3	3	3	3	4	0	2	17
Charleston Southern	11/25/22	*	37	6-10	.600	1-2	.500	2-3	.667	0	4	4	1	3	1	0	0	15
Minnesota	11/28/22	*	35	8-13	.615	1-3	.333	0-0	.000	1	3	4	2	2	1	0	0	17
North Carolina	12/4/22	*	36	5-14	.357	1-5	.200	3-4	.750	0	4	4	4	4	2	0	0	14
Dayton	12/7/22	*	27	8-13	.615	2-5	.400	1-1	1.000	0	1	1	5	2	1	0	2	19
vs. Oklahoma State	12/11/22	*	39	6-16	.375	2-4	.500	2-3	.667	1	4	5	3	4	1	0	1	16
Grambling State	12/17/22	*	33	5-12	.417	4-8	.500	7-9	.778	1	4	5	1	6	3	0	2	21
at Boston College	12/21/22	*	44	7-16	.438	1-5	.200	3-3	1.000	1	1	2	5	5	4	0	0	18
at Wake Forest	12/31/22	*	38	6-18	.333	1-9	.111	5-5	1.000	1	3	4	4	7	3	0	3	18
Clemson	1/4/23	*	37	5-18	.278	4-9	.444	0-0	.000	0	5	5	4	4	3	1	0	14
at NC State	1/7/23	*	40	5-13	.385	1-3	.333	8-8	1.000	1	4	5	4	4	4	0	1	19
at Syracuse	1/11/23	*	40	3-15	.200	2-11	.182	2-2	1.000	0	6	6	3	7	2	0	2	10
at Virginia	1/18/23	*	40	4-9	.444	2-6	.333	0-0	.000	0	1	1	4	3	2	1	2	10
at Clemson	1/21/23																	
Duke	1/23/23																	
Syracuse	1/28/23																	
at Miami	1/31/23																	
Virginia	2/4/23																	
Boston College	2/8/23																	
at Notre Dame	2/11/23																	
at Georgia Tech	2/15/23																	
Pitt	2/18/23																	
Miami	2/21/23																	
at Duke	2/25/23																	
at Louisville	2/28/23																	
Florida State	3/4/23																	

PRODUCTION TRACKER

	This Season	Career
Scored 10+ Points	18	23
Scored 20+ Points	3	4
Led Tech in Scoring	10	11
Made 3+ 3FGs	4	8
Led Tech in 3FGM	5	9
Shot over 40% from 3	8	26
Had a Double-Double	-	-
Had Multiple Assists	18	31
Had Multiple Steals	7	10



4 DARREN BUCHANAN JR.

FRESHMAN Forward | 6-7 | 235 | Communication
Washington, D.C. | Woodrow Wilson



SEASON/CAREER BESTS

POINTS

Season -
Career -

REBOUNDS

Season -
Career -

ASSISTS

Season -
Career -

BLOCKS

Season -
Career -

STEALS

Season -
Career -

MINUTES

Season -
Career -

FIELD GOALS MADE

Season -
Career -

FIELD GOALS ATTEMPTED

Season -
Career -

3-PT. FIELD GOALS MADE

Season -
Career -

3-PT. FIELD GOALS ATTEMPTED

Season -
Career -

FREE THROWS MADE

Season -
Career -

FREE THROWS ATTEMPTED

Season -
Career -

CAREER STATS

	GP-GS	MIN	AVG	FG-FGA	FG%	3FG-FGA	3FG%	FT-FTA	FT%	OFF-DEF-TOT	AVG	PF-FO	AST	TO	BLK	STL	PTS	AVG	
2022-23																			
TOTAL																			

- Will redshirt the 2022-23 season. *Name pronounced: DARE-in BUH-can-in*
- A four-year letterwinner at Woodrow Wilson in Washington, D.C.
- 2022 D.C. Gatorade Player of the Year and All-Met Player of the Year.
- Two-time DCIAA Player of the Year and two-time DCIAA champion.
- Two-time all-state first team selection, All-Met first team as a senior (joining teammate Rodney Rice) and two-time DCIAA first team.
- Averaged 17 points, 10 rebounds, four assists and three steals during his four-year career at Woodrow Wilson.
- Coached by Osman Bangura and Angelo Hernandez while playing for Team Durant on the Nike EYBL circuit for three years.
- Tabbed the second-best player in Washington, D.C., and the 47th-best small forward nationally, according to 247Sports; Three-star recruit according to multiple outlets.
- Chose the Hokies over Georgetown, Rutgers, George Mason and George Washington.
- Related to former NFL tight end Vernon Davis.

2022-23 GAME-BY-GAME STATS

OPPONENT	DATE	ST	MIN	FG-FGA	PCT	3FG-FGA	PCT	FT-FTA	PCT	OFF	DEF	TOT	PF	A	T/O	BLK	STL	PTS	
Delaware State	11/7/22																		DNP
Lehigh	11/10/22																		DNP
William & Mary	11/13/22																		DNP
vs. Old Dominion	11/17/22																		DNP
vs. Penn State	11/18/22																		DNP
at College of Charleston	11/20/22																		DNP
Charleston Southern	11/25/22																		DNP
Minnesota	11/28/22																		DNP
North Carolina	12/4/22																		DNP
Dayton	12/7/22																		DNP
vs. Oklahoma State	12/11/22																		DNP
Grambling State	12/17/22																		DNP
at Boston College	12/21/22																		DNP
at Wake Forest	12/31/22																		DNP
Clemson	1/4/23																		DNP
NC State	1/7/23																		DNP
at Syracuse	1/11/23																		DNP
at Virginia	1/18/23																		DNP
at Clemson	1/21/23																		DNP
Duke	1/23/23																		DNP
Syracuse	1/28/23																		DNP
at Miami	1/31/23																		DNP
Virginia	2/4/23																		DNP
Boston College	2/8/23																		DNP
at Notre Dame	2/11/23																		DNP
at Georgia Tech	2/15/23																		DNP
Pitt	2/18/23																		DNP
Miami	2/21/23																		DNP
at Duke	2/25/23																		DNP
at Louisville	2/28/23																		DNP
Florida State	3/4/23																		DNP

PRODUCTION TRACKER

	This Season
Scored 10+ Points	-
Had 5+ Rebounds	-
Had Multiple Blocks	-
Led Tech in Blocks	-
Had Multiple Steals	-
Shot over 50% from the floor	-
Played 10+ Minutes	-
Shot 5+ Free Throws	-
Had Multiple Dunks	-



5 PATRICK WESSLER

FRESHMAN Center | 7-0 | 245 | Business Marketing
 Matthews, North Carolina | Combine Academy



Last name pronounced: WES-ler

- Will redshirt the 2022-23 season.
- Invited to the Allen Iverson 24K Showcase game in Memphis.
- Played his final two seasons at Combine Academy where he guided the program to a state championship in 2021-22.
- Averaged 18 points, 14 rebounds and 2.3 blocks as a senior, while Combine ended the season ranked No. 20 in the country with a 25-5 record.
- Named 2020-21 HoopState Network Sixth Man of the Year.
- Played his freshman and sophomore seasons at David W. Butler High School in Matthews, N.C.
- Southwestern 4A Conference Player of the Year.
- Completed for CC Elite on the AAU circuit.
- Rated the 148th-best prospect in the 2022 class by 247Sports; Tabbed the third-best player in the state of North Carolina and the 24th-best center nationally, according to 247Sports.
- Chose the Hokies over Providence, Southern Cal, NC State and Ole Miss.

SEASON/CAREER BESTS

POINTS

Season -
 Career -

REBOUNDS

Season -
 Career -

ASSISTS

Season -
 Career -

BLOCKS

Season -
 Career -

STEALS

Season -
 Career -

MINUTES

Season -
 Career -

FIELD GOALS MADE

Season -
 Career -

FIELD GOALS ATTEMPTED

Season -
 Career -

3-PT. FIELD GOALS MADE

Season -
 Career -

3-PT. FIELD GOALS ATTEMPTED

Season -
 Career -

FREE THROWS MADE

Season -
 Career -

FREE THROWS ATTEMPTED

Season -
 Career -

CAREER STATS

2022-23 GAME-BY-GAME STATS

OPPONENT	DATE	ST	MIN	FG-FGA	PCT	3FG-FGA	PCT	FT-FTA	PCT	OFF	DEF	TOT	PF	A	T/O	BLK	STL	PTS	
Delaware State	11/7/22																		DNP
Lehigh	11/10/22																		DNP
William & Mary	11/13/22																		DNP
vs. Old Dominion	11/17/22																		DNP
vs. Penn State	11/18/22																		DNP
at College of Charleston	11/20/22																		DNP
Charleston Southern	11/25/22																		DNP
Minnesota	11/28/22																		DNP
North Carolina	12/4/22																		DNP
Dayton	12/7/22																		DNP
vs. Oklahoma State	12/11/22																		DNP
Grambling State	12/17/22																		DNP
at Boston College	12/21/22																		DNP
at Wake Forest	12/31/22																		DNP
Clemson	1/4/23																		DNP
NC State	1/7/23																		DNP
at Syracuse	1/11/23																		DNP
at Virginia	1/18/23																		DNP
at Clemson	1/21/23																		DNP
Duke	1/23/23																		DNP
Syracuse	1/28/23																		DNP
at Miami	1/31/23																		DNP
Virginia	2/4/23																		DNP
Boston College	2/8/23																		DNP
at Notre Dame	2/11/23																		DNP
at Georgia Tech	2/15/23																		DNP
Pitt	2/18/23																		DNP
Miami	2/21/23																		DNP
at Duke	2/25/23																		DNP
at Louisville	2/28/23																		DNP
Florida State	3/4/23																		DNP

PRODUCTION TRACKER

	This Season
Scored 10+ Points	-
Had 5+ Rebounds	-
Had Multiple Blocks	-
Led Tech in Blocks	-
Had Multiple Steals	-
Shot over 50% from the floor	-
Played 10+ Minutes	-
Shot 5+ Free Throws	-
Had Multiple Dunks	-



	GP-GS	MIN	AVG	FG-FGA	FG%	3FG-FGA	3FG%	FT-FTA	FT%	OFF-DEF-TOT	AVG	PF-FO	AST	TO	BLK	STL	PTS	AVG	
2022-23																			
TOTAL																			

10 CAMDEN JOHNSON

SOPHOMORE Guard | 6-1 | 185 | Business Finance
Waxhaw, North Carolina | Metrolina Christian Academy



SEASON/CAREER BESTS

POINTS

Season -
Career 3 vs. Merrimack (11/21/21)

REBOUNDS

Season 1 (3x), last vs. Dayton (12/7/22)
Career 1 (4x), last vs. Dayton (12/7/22)

ASSISTS

Season 1 (4x), last vs. Grambling (12/17/22)
Career 1 (5x), last vs. Grambling (12/17/22)

BLOCKS

Season -
Career -

STEALS

Season -
Career 1 (2x), last vs. Louisville (3/1/22)

MINUTES

Season 8 vs. Delaware State (11/7/22)
Career 8 vs. Delaware State (11/7/22)

FIELD GOALS MADE

Season -
Career 1 vs. Merrimack (11/21/21)

FIELD GOALS ATTEMPTED

Season 1 vs. Minnesota (11/28/22)
Career 1 (4x), last vs. Minnesota (11/28/22)

3-PT. FIELD GOALS MADE

Season -
Career 1 vs. Merrimack (11/21/21)

3-PT. FIELD GOALS ATTEMPTED

Season -
Career 1 (2x), last vs. St. Bona. (12/17/21)

FREE THROWS MADE

Season -
Career -

FREE THROWS ATTEMPTED

Season -
Career -

CAREER STATS

	GP-GS	MIN	AVG	FG-FGA	FG%	3FG-FGA	3FG%	FT-FTA	FT%	OFF-DEF-TOT	AVG	PF-FO	AST	TO	BLK	STL	PTS	AVG
2021-22	10-0	17	1.7	1-3	.333	1-2	.500	0-0	.000	0-2-2	0.2	1-0	1	0	0	2	3	0.3
2022-23	6-0	20	3.3	0-1	.000	0-0	.000	0-0	.000	1-2-3	0.5	2-0	4	1	0	0	0	0.0
TOTAL	16-0	37	2.3	1-4	.250	1-2	.500	0-0	.000	1-4-5	0.3	3-0	5	1	0	2	3	0.2

- Recruited as a preferred walk-on.
- Averaged 14 points, 6.6 rebounds, 3.2 assists and 2.3 steals per game his senior season at Metrolina.
- Parents, Joey and Cindy Johnson, both attended Virginia Tech.

2022-23 GAME-BY-GAME STATS

OPPONENT	DATE	ST	MIN	FG-FGA	PCT	3FG-FGA	PCT	FT-FTA	PCT	OFF	DEF	TOT	PF	A	T/O	BLK	STL	PTS
Delaware State	11/7/22		8	0-0	.000	0-0	.000	0-0	.000	1	0	1	1	1	0	0	0	0
Lehigh	11/10/22		2	0-0	.000	0-0	.000	0-0	.000	0	1	1	0	0	0	0	0	0
William & Mary	11/13/22		2	0-0	.000	0-0	.000	0-0	.000	0	0	0	0	1	0	0	0	0
vs. Old Dominion	11/17/22								DNP									
vs. Penn State	11/18/22								DNP									
at College of Charleston	11/20/22								DNP									
Charleston Southern	11/25/22								DNP									
Minnesota	11/28/22		2	0-1	.000	0-0	.000	0-0	.000	0	0	0	0	0	0	0	0	0
North Carolina	12/4/22								DNP									
Dayton	12/7/22		2	0-0	.000	0-0	.000	0-0	.000	0	1	1	0	1	1	0	0	0
vs. Oklahoma State	12/11/22								DNP									
Grambling State	12/17/22		4	0-0	.000	0-0	.000	0-0	.000	0	0	0	1	1	0	0	0	0
at Boston College	12/21/22								DNP									
at Wake Forest	12/31/22								DNP									
Clemson	1/4/23								DNP									
NC State	1/7/23								DNP									
at Syracuse	1/11/23								DNP									
at Virginia	1/18/23								DNP									
at Clemson	1/21/23								DNP									
Duke	1/23/23								DNP									
Syracuse	1/28/23								DNP									
at Miami	1/31/23								DNP									
Virginia	2/4/23								DNP									
Boston College	2/8/23								DNP									
at Notre Dame	2/11/23								DNP									
at Georgia Tech	2/15/23								DNP									
Pitt	2/18/23								DNP									
Miami	2/21/23								DNP									
at Duke	2/25/23								DNP									
at Louisville	2/28/23								DNP									
Florida State	3/4/23								DNP									

PRODUCTION TRACKER

	This Season	Career
Scored 5+ Points	-	-
Scored 10+ Points	-	-
Made Multiple 3FGs	-	-
Made 3+ 3FGs	-	-
Led Tech in 3FGM	-	-
Shot over 40% from 3	-	1
Played 5+ Minutes	1	1
Had Multiple Assists	-	-
Had Multiple Steals	-	-



11 JOHN CAMDEN

R-FRESHMAN Forward | 6-8 | 215 | Business Management
 Downingtown, Pennsylvania | Memphis



SEASON/CAREER BESTS

POINTS

Season 6 (2x), last at Wake (12/31/22)
 Career 6 (2x), last at Wake (12/31/22)

REBOUNDS

Season 2 (2x), last vs. Clemson (1/4/23)
 Career 2 (2x), last vs. Clemson (1/4/23)

ASSISTS

Season -
 Career -

BLOCKS

Season 1 (2x), last at Virginia (1/18/23)
 Career 1 (2x), last at Virginia (1/18/23)

STEALS

Season -
 Career -

MINUTES

Season 19 vs. Delaware State (11/7/22)
 Career 19 vs. Delaware State (11/7/22)

FIELD GOALS MADE

Season 2 vs. Delaware State (11/7/22)
 Career 2 vs. Delaware State (11/7/22)

FIELD GOALS ATTEMPTED

Season 4 (2x), last vs. William & Mary (11/13/22)
 Career 4 (2x), last vs. William & Mary (11/13/22)

3-PT. FIELD GOALS MADE

Season 2 vs. Delaware State (11/7/22)
 Career 2 vs. Delaware State (11/7/22)

3-PT. FIELD GOALS ATTEMPTED

Season 4 vs. Delaware State (11/7/22)
 Career 4 vs. Delaware State (11/7/22)

FREE THROWS MADE

Season 3 at Wake Forest (12/31/22)
 Career 3 at Wake Forest (12/31/22)

FREE THROWS ATTEMPTED

Season 5 at Wake Forest (12/31/22)
 Career 5 at Wake Forest (12/31/22)

- Will be a versatile wing for Coach Young, who can play the 3 and the 4.
- Transferred from Memphis; battled a right foot injury most of freshman season.
- Chose the Hokies over LSU during the transfer process.
- Played senior season at Brewster Academy in Wolfeboro, N.H.
- Was rated a four-star recruit and the 90th-ranked player in the nation by Rivals.
- Averaged 15.8 points per game as a junior at Archbishop Carroll (Pa.) in 2019-20.
- Father, Tex, graduated from Virginia Tech in 1993.
- Sisters, Meg and Heather, played lacrosse at Ohio State and Drexel, respectively.
- Other older sister, Anna, plays basketball at Penn State.

2022-23 GAME-BY-GAME STATS

OPPONENT	DATE	ST	MIN	FG-FGA	PCT	3FG-FGA	PCT	FT-FTA	PCT	OFF	DEF	TOT	PF	A	T/O	BLK	STL	PTS
Delaware State	11/7/22		19	2-4	.500	2-4	.500	0-0	.000	0	2	2	3	0	0	0	0	6
Lehigh	11/10/22		8	0-0	.000	0-0	.000	0-0	.000	0	1	1	2	0	0	0	0	0
William & Mary	11/13/22		9	1-4	.250	0-3	.000	0-0	.000	1	0	1	2	0	1	0	0	2
vs. Old Dominion	11/17/22		2	0-0	.000	0-0	.000	0-0	.000	0	1	1	0	0	0	0	0	0
vs. Penn State	11/18/22							DNP										
at College of Charleston	11/20/22		1	0-0	.000	0-0	.000	0-0	.000	0	0	0	0	0	0	0	0	0
Charleston Southern	11/25/22							DNP										
Minnesota	11/28/22							DNP										
North Carolina	12/4/22							DNP										
Dayton	12/7/22		3	0-1	.000	0-1	.000	0-0	.000	0	0	0	0	0	0	0	0	0
vs. Oklahoma State	12/11/22							DNP										
Grambling State	12/17/22		5	0-1	.000	0-1	.000	0-0	.000	0	1	1	0	0	0	0	0	0
at Boston College	12/21/22		0	0-0	.000	0-0	.000	0-0	.000	0	0	0	0	0	0	0	0	0
at Wake Forest	12/31/22		15	1-3	.333	1-3	.333	3-5	.600	0	1	1	1	0	0	1	0	6
Clemson	1/4/23		10	0-3	.000	0-1	.000	0-0	.000	1	1	2	1	0	0	0	0	0
NC State	1/7/23		14	0-2	.000	0-2	.000	0-0	.000	0	1	1	1	0	0	0	0	0
at Syracuse	1/11/23							DNP										
at Virginia	1/18/23		1	0-0	.000	0-0	.000	0-0	.000	0	0	0	0	0	0	1	0	0
at Clemson	1/21/23																	
Duke	1/23/23																	
Syracuse	1/28/23																	
at Miami	1/31/23																	
Virginia	2/4/23																	
Boston College	2/8/23																	
at Notre Dame	2/11/23																	
at Georgia Tech	2/15/23																	
Pitt	2/18/23																	
Miami	2/21/23																	
at Duke	2/25/23																	
at Louisville	2/28/23																	
Florida State	3/4/23																	

PRODUCTION TRACKER

	This Season	Career
Scored 5+ Points	2	2
Scored 10+ Points	-	-
Made Multiple 3FGs	1	1
Made 3+ 3FGs	-	-
Led Tech in 3FGM	-	-
Shot over 40% from 3	1	1
Played 5+ Minutes	6	6
Had Multiple Assists	-	-
Had Multiple Steals	-	-



CAREER STATS

	GP-GS	MIN	AVG	FG-FGA	FG%	3FG-FGA	3FG%	FT-FTA	FT%	OFF-DEF-TOT	AVG	PF-FO	AST	TO	BLK	STL	PTS	AVG
2021-22	1-0	1	1.0	0-0	.000	0-0	.000	0-0	.000	0-1-1	1.0	0-0	0	0	0	0	0	0.0
2022-23	12-0	87	7.3	4-18	.222	3-15	.200	3-5	.600	2-8-10	0.8	10-0	0	1	2	0	14	1.2
TOTAL	13-0	88	6.8	4-18	.222	3-15	.200	3-5	.600	2-9-11	0.8	10-0	0	1	2	0	14	1.1

13 DARIUS MADDOX

JUNIOR Guard | 6-5 | 180 | Sports Media and Analytics
Bowie, Maryland | Oak Hill Academy



SEASON/CAREER BESTS

POINTS

Season 16 vs. NC State (1/7/23)
Career 20 vs. North Carolina (3/11/22)

REBOUNDS

Season 8 at Boston College (12/21/22)
Career 8 at Boston College (12/21/22)

ASSISTS

Season 3 (3x), last vs. Clemson (1/4/23)
Career 4 vs. Miami (1/26/22)

BLOCKS

Season 2 at Syracuse (1/11/23)
Career 2 (3x), last at Syracuse (1/11/23)

STEALS

Season 2 (2x), last vs. Clemson (1/4/23)
Career 3 at Florida State (1/29/22)

MINUTES

Season 40 at Boston College (12/21/22)
Career 40 at Boston College (12/21/22)

FIELD GOALS MADE

Season 5 (7x), last at Virginia (1/18/23)
Career 7 vs. North Carolina (3/11/22)

FIELD GOALS ATTEMPTED

Season 15 at Boston College (12/21/22)
Career 15 at Boston College (12/21/22)

3-PT. FIELD GOALS MADE

Season 4 vs. NC State (1/7/23)
Career 4 (2x), last vs. NC State (1/7/23)

3-PT. FIELD GOALS ATTEMPTED

Season 6 (2x), last vs. NC State (1/7/23)
Career 6 (2x), last vs. NC State (1/7/23)

FREE THROWS MADE

Season 4 vs. Delaware State (11/7/22)
Career 4 (3x), last vs. Delaware St. (11/7/22)

FREE THROWS ATTEMPTED

Season 5 vs. Delaware State (11/7/22)
Career 5 vs. Delaware State (11/7/22)

CAREER STATS

	GP-GS	MIN	AVG	FG-FGA	FG%	3FG-FGA	3FG%	FT-FTA	FT%	OFF-DEF-TOT	AVG	PF-FO	AST	TO	BLK	STL	PTS	AVG
2020-21	11-0	35	3.2	3-11	.273	3-7	.429	0-0	.000	2-0-2	0.2	3-0	3	1	1	0	9	0.8
2021-22	36-0	612	17.0	82-160	.513	40-79	.506	26-33	.788	17-52-69	1.9	42-0	19	20	8	11	230	6.4
2022-23	18-18	564	31.3	64-165	.388	20-60	.333	21-24	.875	24-36-60	3.3	33-0	22	11	7	11	169	9.4
TOTAL	65-18	1211	18.6	149-336	.443	63-146	.432	47-57	.825	43-88-131	2.0	78-0	44	32	16	22	408	6.3

- Potential to have a breakout season.
- 2022 ACC All-Tournament Second Team; dropped career-high 20 points vs. UNC in semis.
- Two game-winning 3-pointers in four games: at Miami and vs. Clemson.
- Dropped in a career-high 14 points on 4-of-8 shooting vs. Cornell; also set or tied career highs in rebounds (four), minutes played (23), field goals made (four) and free throws made (four).
- Appeared in 11 games in 2020-21, recording a season-high nine points vs. Coppin State (12/19/20).
- Rated 84th overall and the 14th-best shooting guard on 247 Sports.
- Chose the Hokies over Cincinnati, Creighton, Georgetown and Seton Hall.

2022-23 GAME-BY-GAME STATS

OPPONENT	DATE	ST	MIN	FG-FGA	PCT	3FG-FGA	PCT	FT-FTA	PCT	OFF	DEF	TOT	PF	A	T/O	BLK	STL	PTS
Delaware State	11/7/22	*	27	5-8	.625	0-1	.000	4-5	.800	0	3	3	0	0	0	0	1	14
Lehigh	11/10/22	*	24	3-7	.429	0-3	.000	2-2	1.000	0	4	4	0	0	0	0	0	8
William & Mary	11/13/22	*	31	5-9	.556	2-2	1.000	2-2	1.000	1	1	2	1	3	0	0	1	14
vs. Old Dominion	11/17/22	*	35	4-11	.364	2-5	.400	2-2	1.000	0	2	2	2	2	0	0	0	12
vs. Penn State	11/18/22	*	33	5-8	.625	1-2	.500	0-0	.000	3	2	5	1	1	1	0	0	11
at College of Charleston	11/20/22	*	22	4-9	.444	0-4	.000	0-0	.000	1	1	2	4	0	1	0	1	8
Charleston Southern	11/25/22	*	34	5-13	.385	1-4	.250	1-2	.500	2	0	2	3	0	2	0	0	12
Minnesota	11/28/22	*	30	1-7	.143	0-2	.000	2-2	1.000	3	1	4	1	2	1	1	0	4
North Carolina	12/4/22	*	37	1-6	.167	0-2	.000	0-0	.000	0	4	4	4	2	1	0	1	2
Dayton	12/7/22	*	31	5-13	.385	2-5	.400	0-0	.000	1	4	5	1	3	1	0	1	12
vs. Oklahoma State	12/11/22	*	33	3-9	.333	1-3	.333	0-0	.000	3	0	3	2	0	2	1	0	7
Grambling State	12/17/22	*	34	3-9	.333	1-4	.250	0-0	.000	2	1	3	1	1	0	1	1	7
at Boston College	12/21/22	*	40	4-15	.267	2-6	.333	0-0	.000	5	3	8	2	0	1	0	0	10
at Wake Forest	12/31/22	*	25	2-6	.333	0-1	.000	1-1	1.000	0	2	2	2	1	0	0	2	5
Clemson	1/4/23	*	36	4-11	.364	1-5	.200	2-2	1.000	2	2	4	1	3	1	0	2	11
NC State	1/7/23	*	38	5-12	.417	4-6	.667	2-2	1.000	0	2	2	4	1	0	1	0	16
at Syracuse	1/11/23	*	30	0-3	.000	0-1	.000	3-4	.750	1	0	1	1	2	0	2	1	3
at Virginia	1/18/23	*	25	5-9	.556	3-4	.750	0-0	.000	0	4	4	3	1	0	1	0	13
at Clemson	1/21/23																	
Duke	1/23/23																	
Syracuse	1/28/23																	
at Miami	1/31/23																	
Virginia	2/4/23																	
Boston College	2/8/23																	
at Notre Dame	2/11/23																	
at Georgia Tech	2/15/23																	
Pitt	2/18/23																	
Miami	2/21/23																	
at Duke	2/25/23																	
at Louisville	2/28/23																	
Florida State	3/4/23																	

PRODUCTION TRACKER

	This Season	Career
Scored 10+ Points	10	18
Scored 20+ Points	-	1
Led Tech in Scoring	1	3
Made 3+ 3FGs	2	8
Led Tech in 3FGM	4	9
Shot over 40% from 3	6	29
Had a Double-Double	-	-
Had Multiple Assists	7	11
Had Multiple Steals	2	3



14 OWYN DAWYOT

FRESHMAN Guard | 6-2 | 190 | Sports Media and Analytics
Roanoke, Virginia | Cave Spring



SEASON/CAREER BESTS

POINTS

Season 2 vs. Dayton (12/7/22)
Career 2 vs. Dayton (12/7/22)

REBOUNDS

Season 1 vs. William & Mary (11/13/22)
Career 1 vs. William & Mary (11/13/22)

ASSISTS

Season -
Career -

BLOCKS

Season -
Career -

STEALS

Season -
Career -

MINUTES

Season 2 vs. Dayton (12/7/22)
Career 2 vs. Dayton (12/7/22)

FIELD GOALS MADE

Season 1 vs. Dayton (12/7/22)
Career 1 vs. Dayton (12/7/22)

FIELD GOALS ATTEMPTED

Season 1 (2x), last vs. Dayton (12/7/22)
Career 1 (2x), last vs. Dayton (12/7/22)

3-PT. FIELD GOALS MADE

Season -
Career -

3-PT. FIELD GOALS ATTEMPTED

Season 1 vs. William & Mary (11/13/22)
Career 1 vs. William & Mary (11/13/22)

FREE THROWS MADE

Season -
Career -

FREE THROWS ATTEMPTED

Season -
Career -

CAREER STATS

	GP-GS	MIN	AVG	FG-FGA	FG%	3FG-FGA	3FG%	FT-FTA	FT%	OFF-DEF-TOT	AVG	PF-FO	AST	TO	BLK	STL	PTS	AVG
2022-23	4-0	5	1.3	1-2	.500	0-1	.000	0-0	.000	0-1-1	0.3	1-0	0	0	0	0	2	0.5
TOTAL	4-0	5	1.3	1-2	.500	0-1	.000	0-0	.000	0-1-1	0.3	1-0	0	0	0	0	2	0.5

- Recruited as a preferred walk-on.
- VHSCA Class 3 State Co-Player of the Year as a senior.
- Led Cave Spring to the 2022 VHSL Class 3 state title, knocking down the game-winning free throw for a 76-75 victory over Petersburg.
- Scored a game-high 29 points in that state final.
- Averaged 16.2 points, 4.5 rebounds, 2.1 assists, and 2.3 steals per game in 2021-22.
- Earned First-Team All-District, First-Team All-Region and First-Team All-State as a senior.
- Transferred from Salem to Cave Spring for his senior season.
- Set the Cave Spring record for wins in a season with 29 during the 2021-22 campaign.
- Grandfather, Peter Dawyot, played football at Virginia Tech.

Name pronounced: OWE-in DOY-yacht

2022-23 GAME-BY-GAME STATS

OPPONENT	DATE	ST	MIN	FG-FGA	PCT	3FG-FGA	PCT	FT-FTA	PCT	OFF	DEF	TOT	PF	A	T/O	BLK	STL	PTS
Delaware State	11/7/22		1	0-0	.000	0-0	.000	0-0	.000	0	0	0	0	0	0	0	0	0
Lehigh	11/10/22							DNP										
William & Mary	11/13/22	1		0-1	.000	0-1	.000	0-0	.000	0	1	1	0	0	0	0	0	0
vs. Old Dominion	11/17/22							DNP										
vs. Penn State	11/18/22							DNP										
at College of Charleston	11/20/22							DNP										
Charleston Southern	11/25/22							DNP										
Minnesota	11/28/22							DNP										
North Carolina	12/4/22							DNP										
Dayton	12/7/22	2		1-1	1.000	0-0	.000	0-0	.000	0	0	0	1	0	0	0	0	2
vs. Oklahoma State	12/11/22							DNP										
Grambling State	12/17/22	1		0-0	.000	0-0	.000	0-0	.000	0	0	0	0	0	0	0	0	0
at Boston College	12/21/22							DNP										
at Wake Forest	12/31/22							DNP										
Clemson	1/4/23							DNP										
NC State	1/7/23							DNP										
at Syracuse	1/11/23							DNP										
at Virginia	1/18/23							DNP										
at Clemson	1/21/23							DNP										
Duke	1/23/23							DNP										
Syracuse	1/28/23							DNP										
at Miami	1/31/23							DNP										
Virginia	2/4/23							DNP										
Boston College	2/8/23							DNP										
at Notre Dame	2/11/23							DNP										
at Georgia Tech	2/15/23							DNP										
Pitt	2/18/23							DNP										
Miami	2/21/23							DNP										
at Duke	2/25/23							DNP										
at Louisville	2/28/23							DNP										
Florida State	3/4/23							DNP										

PRODUCTION TRACKER

	This Season
Scored 5+ Points	-
Scored 10+ Points	-
Made Multiple 3FGs	-
Made 3+ 3FGs	-
Led Tech in 3FGM	-
Shot over 40% from 3	-
Played 5+ Minutes	-
Had Multiple Assists	-
Had Multiple Steals	-



15 LYNN KIDD

JUNIOR Center | 6-10 | 235 | Sociology
Gainesville, Florida | Clemson



SEASON/CAREER BESTS

POINTS

Season 14 vs. NC State (1/7/23)
Career 14 vs. NC State (1/7/23)

REBOUNDS

Season 10 vs. Delaware State (11/7/22)
Career 10 vs. Delaware State (11/7/22)

ASSISTS

Season 3 vs. Delaware State (11/7/22)
Career 3 vs. Delaware State (11/7/22)

BLOCKS

Season 2 (2x), last vs. Grambling (12/17/22)
Career 2 (3x), last vs. Grambling (12/17/22)

STEALS

Season 1 (2x), last vs. Grambling (12/17/22)
Career 1 (2x), last vs. Grambling (12/17/22)

MINUTES

Season 24 vs. Delaware State (11/7/22)
Career 24 vs. Delaware State (11/7/22)

FIELD GOALS MADE

Season 7 vs. NC State (1/7/23)
Career 7 vs. NC State (1/7/23)

FIELD GOALS ATTEMPTED

Season 9 vs. CSU (11/25/22)
Career 9 vs. CSU (11/25/22)

3-PT. FIELD GOALS MADE

Season -
Career -

3-PT. FIELD GOALS ATTEMPTED

Season -
Career -

FREE THROWS MADE

Season 3 at Wake Forest (12/31/22)
Career 3 at Wake Forest (12/31/22)

FREE THROWS ATTEMPTED

Season 5 at Wake Forest (12/31/22)
Career 5 at Wake Forest (12/31/22)

CAREER STATS

	GP-GS	MIN	AVG	FG-FGA	FG%	3FG-FGA	3FG%	FT-FTA	FT%	OFF-DEF-TOT	AVG	PF-FO	AST	TO	BLK	STL	PTS	AVG
2020-21	7-0	33	4.7	2-6	.333	0-0	.000	4-4	1.000	4-3-7	1.0	6-0	1	2	2	0	8	1.1
2021-22	10-0	25	2.5	3-8	.375	0-0	.000	1-1	1.000	6-5-11	1.1	0-0	0	3	2	0	7	0.7
2022-23	18-4	237	13.2	44-67	.657	0-0	.000	12-19	.632	21-52-73	4.1	27-0	10	13	8	2	100	5.6
TOTAL	35-4	295	8.4	49-81	.605	0-0	.000	17-24	.708	31-60-91	2.6	33-0	11	18	12	2	115	3.3

- Look for increased production in his second season as a Hokie.
- Played in seven games, totaling eight points in 33 minutes of action as a freshman at Clemson.
- Reclassified from the 2021 recruiting class to 2020.
- No. 77 overall prospect on ESPN's Top-100 list of high school juniors; four-star recruit.
- Chose Clemson over Virginia Tech, Miami, Wake Forest, Auburn and Florida during his initial recruitment.

2022-23 GAME-BY-GAME STATS

OPPONENT	DATE	ST	MIN	FG-FGA	PCT	3FG-FGA	PCT	FT-FTA	PCT	OFF	DEF	TOT	PF	A	T/O	BLK	STL	PTS
Delaware State	11/7/22	*	24	3-4	.750	0-0	.000	2-2	1.000	4	6	10	1	3	2	0	0	8
Lehigh	11/10/22		12	3-5	.600	0-0	.000	0-0	.000	0	2	2	1	1	1	0	0	6
William & Mary	11/13/22		17	2-2	1.000	0-0	.000	2-2	1.000	2	2	4	1	0	0	0	0	6
vs. Old Dominion	11/17/22	*	12	2-5	.400	0-0	.000	1-2	.500	0	1	1	2	0	0	0	0	5
vs. Penn State	11/18/22		3	1-1	1.000	0-0	.000	0-0	.000	0	0	0	2	0	1	0	0	2
at College of Charleston	11/20/22		3	0-0	.000	0-0	.000	0-0	.000	0	1	1	1	0	1	0	0	0
Charleston Southern	11/25/22		15	5-9	.556	0-0	.000	1-1	1.000	5	3	8	1	1	0	1	0	11
Minnesota	11/28/22		16	2-3	.667	0-0	.000	0-0	.000	0	3	3	1	0	0	0	0	4
North Carolina	12/4/22		6	2-2	1.000	0-0	.000	0-0	.000	1	0	1	1	0	0	0	0	4
Dayton	12/7/22		13	3-5	.600	0-0	.000	0-0	.000	0	2	2	4	2	0	2	1	6
vs. Oklahoma State	12/11/22		10	1-2	.500	0-0	.000	0-0	.000	1	1	2	2	0	2	0	0	2
Grambling State	12/17/22		18	3-3	1.000	0-0	.000	1-3	.333	1	2	3	1	2	1	2	1	7
at Boston College	12/21/22		11	0-1	.000	0-0	.000	0-0	.000	0	4	4	1	1	1	1	0	0
at Wake Forest	12/31/22	*	18	2-5	.400	0-0	.000	3-5	.600	2	6	8	2	0	0	0	0	7
Clemson	1/4/23	*	18	2-5	.400	0-0	.000	0-0	.000	4	5	9	3	0	1	1	0	4
NC State	1/7/23		14	7-8	.875	0-0	.000	0-0	.000	1	4	5	2	0	1	0	0	14
at Syracuse	1/11/23		13	4-5	.800	0-0	.000	2-4	.500	0	6	6	1	0	1	1	0	10
at Virginia	1/18/23		15	2-2	1.000	0-0	.000	0-0	.000	0	4	4	0	0	1	0	0	4
at Clemson	1/21/23																	
Duke	1/23/23																	
Syracuse	1/28/23																	
at Miami	1/31/23																	
Virginia	2/4/23																	
Boston College	2/8/23																	
at Notre Dame	2/11/23																	
at Georgia Tech	2/15/23																	
Pitt	2/18/23																	
Miami	2/21/23																	
at Duke	2/25/23																	
at Louisville	2/28/23																	
Florida State	3/4/23																	

PRODUCTION TRACKER

	This Season	Career
Scored 10+ Points	3	3
Had 10+ Rebounds	1	1
Had Multiple Blocks	2	3
Led Tech in Blocks	2	2
Had Multiple Steals	-	-
Shot over 50% from the floor	13	16
Played 10+ Minutes	15	16
Shot 5+ Free Throws	1	1
Had Multiple Dunks	3	3



21 GRANT BASILE

GRADUATE STUDENT Forward | 6-9 | 235 | Agricultural and Life Sciences
Pewaukee, Wisconsin | Wright State



SEASON/CAREER BESTS

POINTS

Season 30 vs. Delaware State (11/7/22)
Career 37 at Marshall (11/12/21)

REBOUNDS

Season 10 (3x), last at Syracuse (1/11/23)
Career 16 at NC State (12/21/21)

ASSISTS

Season 4 (2x), last vs. UNC (12/4/22)
Career 4 (3x), last vs. UNC (12/4/22)

BLOCKS

Season 4 (2x), last vs. Dayton (12/7/22)
Career 4 (6x), last vs. Dayton (12/7/22)

STEALS

Season 2 vs. UNC (12/4/22)
Career 5 vs. Cleveland State (1/28/22)

MINUTES

Season 31 vs. Dayton (12/7/22)
Career 40 at Robert Morris (1/13/22)

FIELD GOALS MADE

Season 12 (2x), last at Syracuse (1/11/23)
Career 13 vs. Robert Morris (1/29/21)

FIELD GOALS ATTEMPTED

Season 17 (2x), last at Syracuse (1/11/23)
Career 25 vs. Youngstown St. (2/24/22)

3-PT. FIELD GOALS MADE

Season 6 vs. Delaware State (11/7/22)
Career 6 vs. Delaware State (11/7/22)

3-PT. FIELD GOALS ATTEMPTED

Season 9 (2x), last vs. Dayton (12/7/22)
Career 9 (3x), last vs. Dayton (12/7/22)

FREE THROWS MADE

Season 4 (3x), last vs. Clemson (1/4/23)
Career 12 (2x), last at Marshall (11/12/21)

FREE THROWS ATTEMPTED

Season 4 (2x), last vs. ODU (11/17/22)
Career 15 vs. Milwaukee (3/2/21)

CAREER STATS

	GP-GS	MIN	AVG	FG-FGA	FG%	3FG-FGA	3FG%	FT-FTA	FT%	OFF-DEF-TOT	AVG	PF-FO	AST	TO	BLK	STL	PTS	AVG
2018-19	3-0	18	6.0	1-2	.500	0-0	.000	2-6	.333	1-2-3	1.0	5-0	0	2	0	1	4	1.3
2019-20	32-5	458	14.3	74-151	.490	3-21	.143	48-69	.696	44-93-137	4.3	63-1	25	48	29	11	199	6.2
2020-21	24-15	649	27.0	137-222	.617	20-42	.476	67-101	.663	52-117-169	7.0	52-1	41	43	39	13	361	15.0
2021-22	36-36	1172	32.6	247-496	.498	39-138	.283	131-167	.784	93-214-307	8.5	101-4	72	107	59	34	664	18.4
2022-23	18-17	472	26.2	91-186	.489	34-88	.386	33-45	.733	22-75-97	5.4	38-0	28	30	25	8	249	13.8
TOTAL	113-73	2737	24.2	550-1057	.520	96-289	.332	281-388	.724	212-501-713	6.3	259-6	166	230	152	67	1477	13.1

- Versatile forward who will play the 4 and the 5. *Last name pronounced: buh-ZILLY*
- Two-time All-Horizon League second team selection.
- Tallied 1,228 career points and 616 career rebounds.
- Averaged 12.9 points and 6.5 rebounds per game for his career as a Raider.
- Recorded 16 career double-doubles, including 11 in his final season at Wright State.
- Tallied 18.4 points per game in 2021-22.
- Connected on 47.6% of his 3-point attempts in 2020-21.
- Earned his bachelor's degree in accounting in December 2021.
- Chose the Hokies over Notre Dame, Wisconsin and Iowa State.
- Currently working on his master's degree from Virginia Tech's OMALS program.

2022-23 GAME-BY-GAME STATS

OPPONENT	DATE	ST	MIN	FG-FGA	PCT	3FG-FGA	PCT	FT-FTA	PCT	OFF	DEF	TOT	PF	A	T/O	BLK	STL	PTS
Delaware State	11/7/22	*	25	12-16	.750	6-9	.667	0-0	.000	2	8	10	1	1	4	1	1	30
Lehigh	11/10/22	*	25	3-7	.429	1-3	.333	4-4	1.000	1	7	8	1	2	3	1	0	11
William & Mary	11/13/22	*	20	5-8	.625	3-6	.500	0-0	.000	0	2	2	2	1	1	3	1	13
vs. Old Dominion	11/17/22		26	4-9	.444	3-7	.429	4-6	.667	2	2	4	1	0	1	2	0	15
vs. Penn State	11/18/22	*	26	7-11	.636	1-3	.333	2-3	.667	0	4	4	2	3	1	3	1	17
at College of Charleston	11/20/22	*	30	5-12	.417	2-7	.286	0-0	.000	1	4	5	0	4	3	1	0	12
Charleston Southern	11/25/22	*	24	2-6	.333	2-6	.333	0-0	.000	0	2	2	0	1	2	2	0	6
Minnesota	11/28/22	*	29	3-7	.429	1-3	.333	2-2	1.000	0	8	8	4	3	3	4	0	9
North Carolina	12/4/22	*	29	4-9	.444	1-3	.333	3-4	.750	0	4	4	2	4	1	0	2	12
Dayton	12/7/22	*	31	9-17	.529	4-9	.444	1-2	.500	2	8	10	2	1	1	4	0	23
vs. Oklahoma State	12/11/22	*	28	4-12	.333	2-5	.400	3-5	.600	1	4	5	3	2	0	2	1	13
Grambling State	12/17/22	*	22	3-5	.600	0-2	.000	1-2	.500	2	3	5	1	3	1	0	0	7
at Boston College	12/21/22	*	29	5-9	.556	1-4	.250	2-4	.500	3	3	6	1	0	1	0	1	13
at Wake Forest	12/31/22	*	19	3-7	.429	1-3	.333	2-2	1.000	1	1	2	4	0	3	0	0	9
Clemson	1/4/23	*	30	5-15	.333	3-6	.500	4-4	1.000	1	6	7	3	0	1	0	0	17
NC State	1/7/23	*	22	1-8	.125	0-5	.000	2-4	.500	0	3	3	4	1	1	1	0	4
at Syracuse	1/11/23	*	27	12-17	.706	1-1	1.000	1-1	1.000	5	5	10	4	0	1	0	0	26
at Virginia	1/18/23	*	25	4-11	.364	2-6	.333	2-2	1.000	1	1	2	3	2	2	1	1	12
at Clemson	1/21/23																	
Duke	1/23/23																	
Syracuse	1/28/23																	
at Miami	1/31/23																	
Virginia	2/4/23																	
Boston College	2/8/23																	
at Notre Dame	2/11/23																	
at Georgia Tech	2/15/23																	
Pitt	2/18/23																	
Miami	2/21/23																	
at Duke	2/25/23																	
at Louisville	2/28/23																	
Florida State	3/4/23																	

PRODUCTION TRACKER

	This Season	Career
Scored 10+ Points	13	71
Scored 20+ Points	3	26
Led Tech in Scoring	5	5
Had 10+ Rebounds	3	22
Led Tech in Rebounding	4	4
Had a Double-Double	3	19
Shot over 50% from the floor	7	65
Made 3+ 3FGs	5	10
Shot 5+ Free Throws	2	29



25 JUSTYN MUTTS

SENIOR Forward | 6-7 | 220 | Human Development (2nd undergrad degree)
Millville, New Jersey | Delaware



SEASON/CAREER BESTS

POINTS

Season 27 vs. UNC (12/4/22)
Career 30 at Hofstra (1/23/20)

REBOUNDS

Season 12 vs. Penn State (11/18/22)
Career 16 vs. UMEs (11/29/19)

ASSISTS

Season 9 at Syracuse (1/11/23)
Career 11 vs. Syracuse (2/12/22)

BLOCKS

Season 3 (2x), last at Wake (12/31/22)
Career 4 (4x), last at Miami (2/26/22)

STEALS

Season 6 vs. Oklahoma State (12/11/22)
Career 6 vs. Oklahoma State (12/11/22)

MINUTES

Season 41 at Boston College (12/21/22)
Career 41 at Boston College (12/21/22)

FIELD GOALS MADE

Season 12 vs. UNC (12/4/22)
Career 14 at Hofstra (1/23/20)

FIELD GOALS ATTEMPTED

Season 17 at Boston College (12/21/22)
Career 17 (2x), last at BC (12/21/22)

3-PT. FIELD GOALS MADE

Season 2 (3x), last at Wake (12/31/22)
Career 3 (2x), last vs. North Carolina (3/11/21)

3-PT. FIELD GOALS ATTEMPTED

Season 3 (4x), last vs. Clemson (1/4/23)
Career 5 (3x), last vs. North Carolina (3/11/21)

FREE THROWS MADE

Season 5 vs. CSU (11/25/22)
Career 8 vs. UMEs (11/29/19)

FREE THROWS ATTEMPTED

Season 7 (2x), last vs. CSU (11/25/22)
Career 8 (3x), last vs. Columbia (12/2/19)

CAREER STATS

	GP-GS	MIN	AVG	FG-FGA	FG%	3FG-FGA	3FG%	FT-FTA	FT%	OFF-DEF-TOT	AVG	PF-FO	AST	TO	BLK	STL	PTS	AVG
2017-18	28-18	568	20.3	71-132	.538	0-1	.000	26-47	.553	38-74-112	4.0	86-2	39	42	32	30	168	6.0
2019-20	33-32	1046	31.7	162-301	.538	2-18	.111	75-102	.735	66-210-276	8.4	110-7	72	82	34	44	401	12.2
2020-21	22-21	651	29.6	83-162	.512	15-45	.333	27-53	.509	37-104-141	6.4	62-2	49	51	17	13	208	9.5
2021-22	36-36	1075	29.9	146-272	.537	16-48	.333	56-83	.675	83-181-264	7.3	96-0	123	97	34	43	364	10.1
2022-23	17-17	567	33.4	95-166	.572	10-24	.417	28-43	.651	28-105-133	7.8	43-0	69	52	14	28	228	13.4
TOTAL	136-124	3907	28.7	557-1033	.539	43-136	.316	212-328	.646	252-674-926	6.8	397-11	352	324	131	158	1369	10.1

First name pronounced: JUST-in

- Preseason All-ACC Second Team.
- 2021-22 Skip Prosser Award winner.
- Started all 36 games he played in last season.
- Reached double-figure scoring 17 times in his second season as a Hokie.
- ACC All-Academic Team member in 2020-21.
- At Delaware, led the Blue Hens in rebounding and was fifth in the CAA in rebounds per game with 8.4 in 2019-20.
- Second on the team in points per game (12.2) and turned in 11 double-doubles - the third most in the CAA.
- Had 19 double-digit scoring outings and 13 double-figure rebounding efforts in 2019-20.
- Sat out the 2018-19 season due to NCAA transfer policy.
- As a freshman at High Point, Big South All-Freshman Team honoree.
- Chose the Hokies over Mississippi State and Houston.
- Earned his master's degree from Virginia Tech's OMALS program in May 2021 and his second graduate degree in educational psychology in May 2022.

2022-23 GAME-BY-GAME STATS

OPPONENT	DATE	ST	MIN	FG-FGA	PCT	3FG-FGA	PCT	FT-FTA	PCT	OFF	DEF	TOT	PF	A	T/O	BLK	STL	PTS
Delaware State	11/7/22							DNP										
Lehigh	11/10/22	*	31	6-7	.857	1-1	1.000	3-7	.429	1	10	11	1	5	0	1	2	16
William & Mary	11/13/22	*	24	1-2	.500	0-0	.000	0-0	.000	1	3	4	4	6	4	1	1	2
vs. Old Dominion	11/17/22	*	36	4-7	.571	1-2	.500	2-2	1.000	1	9	10	1	2	3	1	1	11
vs. Penn State	11/18/22	*	38	5-12	.417	0-1	.000	0-2	.000	2	10	12	2	5	4	0	1	10
at College of Charleston	11/20/22	*	39	8-11	.727	0-1	.000	0-0	.000	2	7	9	0	2	1	0	2	16
Charleston Southern	11/25/22	*	36	6-11	.545	0-2	.000	5-7	.714	3	6	9	3	5	1	1	1	17
Minnesota	11/28/22	*	24	7-13	.538	0-0	.000	2-4	.500	3	6	9	3	2	5	3	2	16
North Carolina	12/4/22	*	38	12-16	.750	1-1	1.000	2-2	1.000	2	9	11	2	4	5	0	1	27
Dayton	12/7/22	*	22	0-0	.000	0-0	.000	2-2	1.000	0	5	5	2	1	0	0	0	2
vs. Oklahoma State	12/11/22	*	26	5-8	.625	2-3	.667	1-2	.500	1	3	4	4	4	4	0	6	13
Grambling State	12/17/22	*	23	4-7	.571	2-3	.667	1-3	.333	0	3	3	3	2	2	0	2	11
at Boston College	12/21/22	*	41	9-17	.529	0-1	.000	0-0	.000	2	6	8	2	3	5	2	2	18
at Wake Forest	12/31/22	*	39	8-12	.667	2-3	.667	0-0	.000	1	10	11	4	5	5	3	0	18
Clemson	1/4/23	*	35	3-12	.250	1-3	.333	4-4	1.000	3	6	9	3	4	3	0	1	11
NC State	1/7/23	*	38	3-5	.600	0-1	.000	3-5	.600	3	5	8	4	3	5	2	4	9
at Syracuse	1/11/23	*	38	9-15	.600	0-0	.000	3-3	1.000	1	3	4	4	9	4	0	2	21
at Virginia	1/18/23	*	39	5-11	.455	0-2	.000	0-0	.000	2	4	6	1	7	1	0	0	10
at Clemson	1/21/23																	
Duke	1/23/23																	
Syracuse	1/28/23																	
at Miami	1/31/23																	
Virginia	2/4/23																	
Boston College	2/8/23																	
at Notre Dame	2/11/23																	
at Georgia Tech	2/15/23																	
Pitt	2/18/23																	
Miami	2/21/23																	
at Duke	2/25/23																	
at Louisville	2/28/23																	
Florida State	3/4/23																	

PRODUCTION TRACKER

	This Season	Career
Scored 10+ Points	14	64
Scored 20+ Points	2	11
Led Tech in Scoring	4	10
Had 10+ Rebounds	5	29
Led Tech in Rebounding	13	38
Had a Double-Double	5	21
Shot over 50% from the floor	13	86
Made 3+ 3FGs	-	2
Shot 5+ Free Throws	3	24



33 MICHAEL WARD

FRESHMAN Guard | 6-2 | 175 | Business
Bethesda, Maryland | Walt Whitman



SEASON/CAREER BESTS

POINTS

Season -
Career -

REBOUNDS

Season -
Career -

ASSISTS

Season -
Career -

BLOCKS

Season -
Career -

STEALS

Season -
Career -

MINUTES

Season 2 vs. Dayton (12/7/22)
Career 2 vs. Dayton (12/7/22)

FIELD GOALS MADE

Season -
Career -

FIELD GOALS ATTEMPTED

Season -
Career -

3-PT. FIELD GOALS MADE

Season -
Career -

3-PT. FIELD GOALS ATTEMPTED

Season -
Career -

FREE THROWS MADE

Season -
Career -

FREE THROWS ATTEMPTED

Season -
Career -

CAREER STATS

	GP-GS	MIN	AVG	FG-FGA	FG%	3FG-FGA	3FG%	FT-FTA	FT%	OFF-DEF-TOT	AVG	PF-FO	AST	TO	BLK	STL	PTS	AVG
2022-23	4-0	5	1.3	0-0	.000	0-0	.000	0-0	.000	0-0-0	0.0	0-0	0	1	0	0	0	0.0
TOTAL	4-0	5	1.3	0-0	.000	0-0	.000	0-0	.000	0-0-0	0.0	0-0	0	1	0	0	0	0.0

- Recruited as a preferred walk-on.
- Averaged 15.1 points, 5.7 rebounds, 1.9 assists, and 1.4 steals per game for Whitman in 2021-22.
- Shot 38% from 3-point range (57-149) and helped lead the Vikings to a 13-9 overall record and a berth in the 4A West Regional semifinals.
- Named First-Team 4A South Division and to the Montgomery County 4A South All-Division Team.

2022-23 GAME-BY-GAME STATS

OPPONENT	DATE	ST	MIN	FG-FGA	PCT	3FG-FGA	PCT	FT-FTA	PCT	OFF	DEF	TOT	PF	A	T/O	BLK	STL	PTS
Delaware State	11/7/22		1	0-0	.000	0-0	.000	0-0	.000	0	0	0	0	0	0	0	0	0
Lehigh	11/10/22								DNP									
William & Mary	11/13/22	1		0-0	.000	0-0	.000	0-0	.000	0	0	0	0	0	0	0	0	0
vs. Old Dominion	11/17/22								DNP									
vs. Penn State	11/18/22								DNP									
at College of Charleston	11/20/22								DNP									
Charleston Southern	11/25/22								DNP									
Minnesota	11/28/22								DNP									
North Carolina	12/4/22								DNP									
Dayton	12/7/22	2		0-0	.000	0-0	.000	0-0	.000	0	0	0	0	0	0	0	0	0
vs. Oklahoma State	12/11/22								DNP									
Grambling State	12/17/22	1		0-0	.000	0-0	.000	0-0	.000	0	0	0	0	0	1	0	0	0
at Boston College	12/21/22								DNP									
at Wake Forest	12/31/22								DNP									
Clemson	1/4/23								DNP									
NC State	1/7/23								DNP									
at Syracuse	1/11/23								DNP									
at Virginia	1/18/23								DNP									
at Clemson	1/21/23								DNP									
Duke	1/23/23								DNP									
Syracuse	1/28/23								DNP									
at Miami	1/31/23								DNP									
Virginia	2/4/23								DNP									
Boston College	2/8/23								DNP									
at Notre Dame	2/11/23								DNP									
at Georgia Tech	2/15/23								DNP									
Pitt	2/18/23								DNP									
Miami	2/21/23								DNP									
at Duke	2/25/23								DNP									
at Louisville	2/28/23								DNP									
Florida State	3/4/23								DNP									

PRODUCTION TRACKER

	This Season
Scored 5+ Points	-
Scored 10+ Points	-
Made Multiple 3FGs	-
Made 3+ 3FGs	-
Led Tech in 3FGM	-
Shot over 40% from 3	-
Played 5+ Minutes	-
Had Multiple Assists	-
Had Multiple Steals	-



34 MYLYJAE POTEA

JUNIOR Forward | 6-9 | 265 | Sociology
Reidsville, North Carolina | Rice



SEASON/CAREER BESTS

POINTS

Season 9 (2x), last at Wake (12/31/22)
Career 18 vs. UAB (1/8/22)

REBOUNDS

Season 6 vs. Oklahoma State (12/11/22)
Career 11 vs. Ohio (3/19/22)

ASSISTS

Season 1 (6x), last at Virginia (1/18/23)
Career 3 vs. Jarvis Christian (2/8/22)

BLOCKS

Season 1 (4x), last vs. Clemson (1/4/23)
Career 1 (15x), last vs. Clemson (1/4/23)

STEALS

Season 1 (4x), last vs. Clemson (1/4/23)
Career 2 at Western Kentucky (2/13/21)

MINUTES

Season 25 vs. Clemson (1/4/23)
Career 25 vs. Clemson (1/4/23)

FIELD GOALS MADE

Season 4 (2x), last at Wake (12/31/22)
Career 7 at Western Kentucky (1/13/22)

FIELD GOALS ATTEMPTED

Season 6 vs. Lehigh (11/10/22)
Career 10 at Western Kentucky (1/13/22)

3-PT. FIELD GOALS MADE

Season -
Career -

3-PT. FIELD GOALS ATTEMPTED

Season -
Career 1 at UAB (1/23/21)

FREE THROWS MADE

Season 6 vs. Oklahoma State (12/11/22)
Career 9 at Louisiana Tech (1/27/22)

FREE THROWS ATTEMPTED

Season 7 (2x), last vs. Clemson (1/4/23)
Career 10 at Louisiana Tech (1/27/22)

CAREER STATS

	GP-GS	MIN	AVG	FG-FGA	FG%	3FG-FGA	3FG%	FT-FTA	FT%	OFF-DEF-TOT	AVG	PF-FO	AST	TO	BLK	STL	PTS	AVG
2020-21	13-0	131	10.1	19-29	.655	0-1	.000	20-25	.800	11-24-35	2.7	25-0	6	15	4	3	58	4.5
2021-22	33-3	456	13.8	93-150	.620	0-0	.000	67-99	.677	58-79-137	4.2	67-1	12	40	8	4	253	7.7
2022-23	18-0	183	10.2	24-36	.667	0-0	.000	24-31	.774	17-22-39	2.2	32-0	6	10	4	4	72	4.0
TOTAL	64-3	744	11.6	136-215	.633	0-1	.000	111-155	.716	86-125-211	3.3	124-1	24	65	16	11	383	6.0

- Has drawn high praise from Coach Young since arriving in Blacksburg – credits his footwork and hands. *Name pronounced: muh-LIE-juhl POH-teet*
- Tallied 311 career points and 172 career rebounds.
- Averaged 6.8 points and 3.7 rebounds per game for his career as an Owl.
- Recorded a pair of double-doubles in 2021-22.
- Connected on 70.2% (87-124) of his attempts from the floor in two seasons at Rice.
- One of five players to play all 33 games for the Owls in 2021-22.
- His 62.0 field-goal percentage was the seventh-highest in a season in program history in 2021-22.
- Reached double-figure scoring 14 times in 2021-22, leading the Owls in scoring and rebounding five times.

2022-23 GAME-BY-GAME STATS

OPPONENT	DATE	ST	MIN	FG-FGA	PCT	3FG-FGA	PCT	FT-FTA	PCT	OFF	DEF	TOT	PF	A	T/O	BLK	STL	PTS
Delaware State	11/7/22		17	2-3	.667	0-0	.000	5-7	.714	3	1	4	3	1	1	1	1	9
Lehigh	11/10/22		12	3-6	.500	0-0	.000	0-0	.000	2	1	3	0	0	1	0	0	6
William & Mary	11/13/22		13	3-4	.750	0-0	.000	0-0	.000	2	2	4	1	1	0	0	0	6
vs. Old Dominion	11/17/22		6	0-0	.000	0-0	.000	2-2	1.000	1	1	2	3	0	0	0	1	2
vs. Penn State	11/18/22		8	2-5	.400	0-0	.000	2-2	1.000	0	1	1	1	0	1	1	0	6
at College of Charleston	11/20/22		8	0-0	.000	0-0	.000	0-0	.000	0	0	0	3	0	0	0	0	0
Charleston Southern	11/25/22		5	0-0	.000	0-0	.000	0-0	.000	0	1	1	0	0	0	0	0	0
Minnesota	11/28/22		11	4-5	.800	0-0	.000	0-0	.000	1	0	1	4	0	1	0	0	8
North Carolina	12/4/22		4	0-0	.000	0-0	.000	0-0	.000	0	1	1	2	0	0	0	0	0
Dayton	12/7/22		12	1-1	1.000	0-0	.000	2-2	1.000	0	1	1	2	0	1	0	0	4
vs. Oklahoma State	12/11/22		15	1-2	.500	0-0	.000	6-6	1.000	2	4	6	3	1	0	0	0	8
Grambling State	12/17/22		11	2-3	.667	0-0	.000	0-0	.000	1	2	3	0	0	3	0	1	4
at Boston College	12/21/22		9	0-1	.000	0-0	.000	1-2	.500	2	1	3	0	1	0	0	0	1
at Wake Forest	12/31/22		18	4-4	1.000	0-0	.000	1-1	1.000	2	3	5	3	0	1	0	0	9
Clemson	1/4/23		25	2-2	1.000	0-0	.000	4-7	.571	1	3	4	2	1	1	1	1	8
NC State	1/7/23		6	0-0	.000	0-0	.000	1-2	.500	0	0	0	2	0	0	0	0	1
at Syracuse	1/11/23		2	0-0	.000	0-0	.000	0-0	.000	0	0	0	3	0	1	0	0	0
at Virginia	1/18/23		2	0-0	.000	0-0	.000	0-0	.000	0	0	0	0	1	0	0	0	0
at Clemson	1/21/23																	
Duke	1/23/23																	
Syracuse	1/28/23																	
at Miami	1/31/23																	
Virginia	2/4/23																	
Boston College	2/8/23																	
at Notre Dame	2/11/23																	
at Georgia Tech	2/15/23																	
Pitt	2/18/23																	
Miami	2/21/23																	
at Duke	2/25/23																	
at Louisville	2/28/23																	
Florida State	3/4/23																	

PRODUCTION TRACKER

	This Season	Career
Scored 10+ Points	-	16
Had 10+ Rebounds	-	2
Had Multiple Blocks	-	-
Led Tech in Blocks	1	1
Had Multiple Steals	-	1
Shot over 50% from the floor	9	37
Played 10+ Minutes	9	43
Shot 5+ Free Throws	3	8
Had Multiple Dunks	2	2



VIRGINIA TECH MEN'S BASKETBALL

COMBINED TEAM STATS

Game Records

Record	Overall	Home	Away	Neutral
ALL GAMES	11-7	8-2	0-5	3-0
CONFERENCE	1-6	1-2	0-4	0-0
NON-CONFERENCE	10-1	7-0	0-1	3-0

Score by Periods

Team	1st	2nd	OT	TOT
Virginia Tech	675	648	6	1329
Opponents	549	636	11	1196

Team Box Score

No.	Player	Total			3-Point			F-Throw		Rebounds				Other				PTS	AVG			
		GP-GS	MIN	AVG	FG-FGA	FG%	3FG-3FGA	3FG%	FT-FTA	FT%	OFF	DEF	TOT	AVG	PF	DQ	A			TO	BLK	STL
3	PEDULLA, Sean	18-18	647:01	35.9	108-250	.432	35-106	.330	45-54	.833	7	58	65	3.6	49	2	78	36	4	20	296	16.4
21	BASILE, Grant	18-17	471:14	26.2	91-186	.489	34-88	.386	33-45	.733	22	75	97	5.4	38	0	28	30	25	8	249	13.8
25	MUTTS, Justyn	17-17	566:29	33.3	95-166	.572	10-24	.417	28-43	.651	28	105	133	7.8	43	0	69	52	14	28	228	13.4
0	CATTOOR, Hunter	14-14	441:04	31.5	45-104	.433	30-73	.411	16-23	.696	4	55	59	4.2	23	0	25	10	2	11	136	9.7
13	MADDOX, Darius	18-18	564:20	31.4	64-165	.388	20-60	.333	21-24	.875	24	36	60	3.3	33	0	22	11	7	11	169	9.4
15	KIDD, Lynn	18-4	236:31	13.1	44-67	.657	0-0	.000	12-19	.632	21	52	73	4.1	27	0	10	13	8	2	100	5.6
34	POTEAAT, Mylyjael	18-0	186:27	10.4	24-36	.667	0-0	.000	24-31	.774	17	22	39	2.2	32	0	6	10	4	4	72	4.0
2	COLLINS, MJ	18-2	364:57	20.3	23-70	.329	7-33	.212	8-10	.800	10	36	46	2.6	21	0	22	7	0	3	61	3.4
1	RICE, Rodney	1-0	29:44	29.7	1-9	.111	0-5	.000	0-0	.000	1	3	4	4.0	3	0	1	2	0	3	2	2.0
11	CAMDEN, John	12-0	86:18	7.2	4-18	.222	3-15	.200	3-5	.600	2	8	10	0.8	10	0	0	1	2	0	14	1.2
14	DAWYOT, Owyn	4-0	05:10	1.3	1-2	.500	0-1	.000	0-0	.000	0	1	1	0.3	1	0	0	0	0	0	2	0.5
10	JOHNSON, Camden	6-0	20:36	3.4	0-1	.000	0-0	.000	0-0	.000	1	2	3	0.5	2	0	4	1	0	0	0	0.0
33	WARD, Michael	4-0	05:10	1.3	0-0	.000	0-0	.000	0-0	.000	0	0	0	0.0	0	0	0	1	0	0	0	0.0
Team											28	26	54				4					
Total		18	3625		500-1074	.466	139-405	.343	190-254	.748	165	479	644	35.8	282	2	265	178	66	90	1329	73.8
Opponents		18	3625		446-1069	.417	121-380	.318	183-258	.709	180	436	616	34.2	280	2	205	205	61	97	1196	66.4

Team Statistics

	VT	OPP
Scoring	1329	1196
Points per game	73.8	66.4
Scoring margin	+7.4	-
Field goals-att	500-1074	446-1069
Field goal pct	.466	.417
3 point fg-att	139-405	121-380
3-point FG pct	.343	.318
3-pt FG made per game	7.7	6.7
Free throws-att	190-254	183-258
Free throw pct	.748	.709
F-Throws made per game	10.6	10.2
Rebounds	644	616
Rebounds per game	35.8	34.2
Rebounding margin	+1.6	-
Assists	265	205
Assists per game	14.7	11.4
Turnovers	178	205
Turnovers per game	9.9	11.4
Turnover margin	+1.5	-
Assist/turnover ratio	1.5	1.0
Steals	90	97
Steals per game	5.0	5.4
Blocks	66	61
Blocks per game	3.7	3.4
Winning streak	0	-
Home win streak	0	-
Attendance	80849	48913
Home games-Avg/Game	10-8085	5-9783
Neutral site-Avg/Game	-	3-1395

Team Results

Date	Opponent	Score	Att.
11/07/2022	Delaware St.	W 95-57	7899
11/10/2022	Lehigh	W 78-52	7541
11/13/2022	William & Mary	W 94-77	7936
11/17/2022	vs Old Dominion	W 75-71	2155
11/18/2022	vs Penn St.	W 61-59	2030
11/20/2022	at Col. of Charleston	L 75-77	5405
11/25/2022	Charleston So.	W 69-64	8925
11/28/2022	Minnesota	W 67-57	7870
12/04/2022	North Carolina	W 80-72	8925
12/07/2022	Dayton	W 77-49	7702
12/11/2022	vs Oklahoma St.	W 70-65	0
12/17/2022	Grambling	W 74-48	7587
12/21/2022	at Boston College	Lot 65-70	4012
12/31/2022	at Wake Forest	L 75-77	8709
01/04/2023	Clemson	L 65-68	7539
01/07/2023	NC State	L 69-73	8925
01/11/2023	at Syracuse	L 72-82	16158
01/18/2023	at Virginia	L 68-78	14629

VIRGINIA TECH MEN'S BASKETBALL

COMBINED TEAM STATS (ACC-ONLY)

Game Records

Record	Overall	Home	Away	Neutral
ALL GAMES	1-6	1-2	0-4	0-0
CONFERENCE	1-6	1-2	0-4	0-0
NON-CONFERENCE	0-0	0-0	0-0	0-0

Score by Periods

Team	1st	2nd	OT	TOT
Virginia Tech	227	261	6	494
Opponents	238	271	11	520

Team Box Score

No.	Player	Total			3-Point		F-Throw		Rebounds													
		GP-GS	MIN	AVG	FG-FGA	FG%	3FG-3FGA	3FG%	FT-FTA	FT%	OFF	DEF	TOT	AVG	PF	DQ	A	TO	BLK	STL	PTS	AVG
25	MUTTS, Justyn	7-7	268:33	38.4	49-88	.557	4-11	.364	12-14	.857	14	43	57	8.1	20	0	35	28	7	10	114	16.3
3	PEDULLA, Sean	7-7	273:32	39.1	35-103	.340	12-48	.250	21-22	.955	3	24	27	3.9	28	1	34	20	2	8	103	14.7
21	BASILE, Grant	7-7	181:21	25.9	34-76	.447	9-28	.321	16-21	.762	11	23	34	4.9	21	0	7	10	2	4	93	13.3
0	CATTOOR, Hunter	3-3	93:10	31.1	11-20	.550	7-13	.538	0-1	.000	1	13	14	4.7	8	0	7	3	0	1	29	9.7
13	MADDOX, Darius	7-7	230:48	33.0	21-62	.339	10-25	.400	8-9	.889	8	17	25	3.6	17	0	10	3	4	6	60	8.6
15	KIDD, Lynn	7-2	94:50	13.5	19-28	.679	0-0	.000	5-9	.556	8	29	37	5.3	10	0	1	5	3	0	43	6.1
2	COLLINS, MJ	7-2	147:30	21.1	9-27	.333	4-12	.333	3-4	.750	8	18	26	3.7	8	0	6	3	0	0	25	3.6
34	POTEAT, Mylyjael	7-0	65:34	9.4	6-7	.857	0-0	.000	7-12	.583	5	8	13	1.9	12	0	3	3	1	1	19	2.7
1	RICE, Rodney	1-0	29:44	29.7	1-9	.111	0-5	.000	0-0	.000	1	3	4	4.0	3	0	1	2	0	3	2	2.0
11	CAMDEN, John	5-0	39:58	8.0	1-8	.125	1-6	.167	3-5	.600	1	3	4	0.8	3	0	0	0	2	0	6	1.2
Team											10	6	16					2				
Total		7	1425		186-428	.435	47-148	.318	75-97	.773	70	187	257	36.7	130	1	104	79	21	33	494	70.6
Opponents		7	1425		181-413	.438	47-147	.320	111-143	.776	65	179	244	34.9	111	1	82	68	28	43	520	74.3

Team Statistics

	VT	OPP
Scoring	494	520
Points per game	70.6	74.3
Scoring margin	-3.7	-
Field goals-att	186-428	181-413
Field goal pct	.435	.438
3 point fg-att	47-148	47-147
3-point FG pct	.318	.320
3-pt FG made per game	6.7	6.7
Free throws-att	75-97	111-143
Free throw pct	.773	.776
F-Throws made per game	10.7	15.9
Rebounds	257	244
Rebounds per game	36.7	34.9
Rebounding margin	+1.9	-
Assists	104	82
Assists per game	14.9	11.7
Turnovers	79	68
Turnovers per game	11.3	9.7
Turnover margin	-1.6	-
Assist/turnover ratio	1.3	1.2
Steals	33	43
Steals per game	4.7	6.1
Blocks	21	28
Blocks per game	3.0	4.0
Winning streak	0	-
Home win streak	0	-
Attendance	25389	43508
Home games-Avg/Game	3-8463	4-10877
Neutral site-Avg/Game	-	0-0

Team Results

Date	Opponent		Score	Att.
12/04/2022	North Carolina	W	80-72	8925
12/21/2022	at Boston College	Lot	65-70	4012
12/31/2022	at Wake Forest	L	75-77	8709
01/04/2023	Clemson	L	65-68	7539
01/07/2023	NC State	L	69-73	8925
01/11/2023	at Syracuse	L	72-82	16158
01/18/2023	at Virginia	L	68-78	14629

TEAM GAME-BY-GAME

Opponent	Date	Score	W	Total		3-Pointers		Free throws		Rebounds				PF	A	TO	BLK	STL	PTS	AVG
				FG-FGA	PCT	3FG-3FGA	PCT	FT-FTA	PCT	OFF	DEF	TOT	AVG							
Delaware St.	11/07/2022	95-57	W	33-60	.550	14-28	.500	15-20	.750	11	31	42	42.0	10	18	10	4	5	95	95.0
Lehigh	11/10/2022	78-52	W	31-58	.534	5-18	.278	11-16	.688	5	31	36	39.0	7	15	5	4	3	78	86.5
William & Mary	11/13/2022	94-77	W	33-59	.559	16-32	.500	12-12	1.000	9	19	28	35.3	18	19	7	5	4	94	89.0
vs Old Dominion	11/17/2022	75-71	W	25-56	.446	10-23	.435	15-21	.714	6	26	32	34.5	15	13	6	3	2	75	85.5
vs Penn St.	11/18/2022	61-59	W	26-58	.448	3-19	.158	6-9	.667	8	26	34	34.4	12	14	9	4	9	61	80.6
at Col. of Charleston	11/20/2022	75-77	L	33-66	.500	6-27	.222	3-5	.600	8	25	33	34.2	15	12	13	1	7	75	79.7
Charleston So.	11/25/2022	69-64	W	26-61	.426	6-21	.286	11-15	.733	14	23	37	34.6	11	14	7	4	1	69	78.1
Minnesota	11/28/2022	67-57	W	28-57	.491	5-14	.357	6-8	.750	11	31	42	35.5	17	12	14	8	2	67	76.8
North Carolina	12/04/2022	80-72	W	31-61	.508	7-19	.368	11-15	.733	10	29	39	35.9	21	16	10	0	4	80	77.1
Dayton	12/07/2022	77-49	W	31-63	.492	9-28	.321	6-7	.857	5	30	35	35.8	18	13	5	6	5	77	77.1
vs Oklahoma St.	12/11/2022	70-65	W	22-57	.386	7-20	.350	19-24	.792	11	26	37	35.9	18	12	10	3	11	70	76.5
Grambling	12/17/2022	74-48	W	26-51	.510	11-27	.407	11-20	.550	7	24	31	35.5	11	19	13	3	8	74	76.3
at Boston College	12/21/2022	65-70	Lot	27-66	.409	5-20	.250	6-9	.667	16	29	45	36.2	14	12	15	3	4	65	75.4
at Wake Forest	12/31/2022	75-77	L	27-59	.458	6-21	.286	15-19	.789	9	30	39	36.4	24	14	13	4	5	75	75.4
Clemson	01/04/2023	65-68	L	21-67	.313	9-24	.375	14-17	.824	12	30	42	36.8	17	12	11	3	4	65	74.7
NC State	01/07/2023	69-73	L	24-53	.453	5-18	.278	16-21	.762	6	23	29	36.3	21	12	11	4	5	69	74.3
at Syracuse	01/11/2023	72-82	L	29-67	.433	3-19	.158	11-14	.786	12	24	36	36.3	20	19	11	3	8	72	74.2
at Virginia	01/18/2023	68-78	L	27-55	.491	12-27	.444	2-2	1.000	5	22	27	35.8	13	19	8	4	3	68	73.8
Total		1329		500-1074	.466	139-405	.343	190-254	.748	165	479	644	35.8	282	265	178	66	90	1329	73.8
Opponents		1196		446-1069	.417	121-380	.318	183-258	.709	180	436	616	34.2	280	205	205	61	97	1196	66.4

Virginia Tech Averages

Games Played	Points/game	FG Pct	3FG Pct	FT Pct	Rebounds/game	Assists/game	Turnovers/game	Assist/Turnover ratio	Steals/game	Blocks/game
18	73.8	46.6	34.3	74.8	35.8	14.7	9.9	1.5	5.0	3.7

OPPONENTS GAME-BY-GAME

Opponent	Date	Score	W	Total		3-Pointers		Free throws		Rebounds				PF	A	TO	BLK	STL	PTS	AVG
				FG-FGA	PCT	3FG-3FGA	PCT	FT-FTA	PCT	OFF	DEF	TOT	AVG							
Delaware St.	11/07/2022	95-57	W	24-62	.387	4-16	.250	5-7	.714	7	17	24	24.0	18	9	12	2	5	57	57.0
Lehigh	11/10/2022	78-52	W	23-63	.365	5-21	.238	1-2	.500	9	23	32	28.0	17	12	11	1	4	52	54.5
William & Mary	11/13/2022	94-77	W	29-58	.500	11-22	.500	8-12	.667	10	17	27	27.7	15	12	12	2	3	77	62.0
vs Old Dominion	11/17/2022	75-71	W	29-71	.408	6-19	.316	7-12	.583	18	28	46	32.3	16	10	7	6	4	71	64.3
vs Penn St.	11/18/2022	61-59	W	23-56	.411	11-30	.367	2-4	.500	8	26	34	32.6	12	15	14	0	6	59	63.2
at Col. of Charleston	11/20/2022	75-77	L	30-59	.508	8-23	.348	9-12	.750	6	27	33	32.7	14	11	14	3	9	77	65.5
Charleston So.	11/25/2022	69-64	W	26-60	.433	8-22	.364	4-8	.500	14	24	38	33.4	14	12	10	2	2	64	65.3
Minnesota	11/28/2022	67-57	W	22-60	.367	6-23	.261	7-14	.500	8	19	27	32.6	14	11	9	6	7	57	64.3
North Carolina	12/04/2022	80-72	W	24-51	.471	3-17	.176	21-27	.778	4	21	25	31.8	17	6	10	5	5	72	65.1
Dayton	12/07/2022	77-49	W	18-60	.300	3-15	.200	10-17	.588	15	27	42	32.8	11	7	12	3	1	49	63.5
vs Oklahoma St.	12/11/2022	70-65	W	22-55	.400	7-24	.292	14-19	.737	11	27	38	33.3	21	14	17	7	6	65	63.6
Grambling	12/17/2022	74-48	W	19-52	.365	5-18	.278	5-8	.625	9	22	31	33.1	17	10	19	1	7	48	62.3
at Boston College	12/21/2022	65-70	Lot	29-72	.403	3-19	.158	9-12	.750	17	23	40	33.6	14	12	9	3	7	70	62.9
at Wake Forest	12/31/2022	75-77	L	23-63	.365	11-28	.393	20-26	.769	14	24	38	33.9	16	12	7	2	5	77	63.9
Clemson	01/04/2023	65-68	L	22-53	.415	9-23	.391	15-18	.833	2	34	36	34.1	21	11	14	4	5	68	64.2
NC State	01/07/2023	69-73	L	24-58	.414	5-21	.238	20-25	.800	12	26	38	34.3	18	7	11	3	7	73	64.8
at Syracuse	01/11/2023	72-82	L	30-59	.508	8-16	.500	14-22	.636	9	28	37	34.5	16	15	12	6	7	82	65.8
at Virginia	01/18/2023	68-78	L	29-57	.509	8-23	.348	12-13	.923	7	23	30	34.2	9	19	5	5	7	78	66.4
Total		1196		446-1069	.417	121-380	.318	183-258	.709	180	436	616	34.2	280	205	205	61	97	1196	66.4
Virginia Tech		1329		500-1074	.466	139-405	.343	190-254	.748	165	479	644	35.8	282	265	178	66	90	1329	73.8

Opponents Averages

Games Played	Points/game	FG Pct	3FG Pct	FT Pct	Rebounds/game	Assists/game	Turnovers/game	Assist/Turnover ratio	Steals/game	Blocks/game
18	66.4	41.7	31.8	70.9	34.2	11.4	11.4	1.0	5.4	3.4

TEAM CATEGORY LEADERS

Points

##	Player	G	Pts	Pts/G
3	Pedulla, Sean	18	296	16.4
21	Basile, Grant	18	249	13.8
25	Mutts, Justyn	17	228	13.4
13	Maddox, Darius	18	169	9.4
0	Cattoor, Hunter	14	136	9.7
15	Kidd, Lynn	18	100	5.6
34	Poteat, Mylyjael	18	72	4.0
2	Collins, MJ	18	61	3.4
11	Camden, John	12	14	1.2
1	Rice, Rodney	1	2	2.0
14	Dawyot, Owyn	4	2	0.5

Scoring Average

##	Player	G	Pts	Pts/G
3	Pedulla, Sean	18	296	16.4
21	Basile, Grant	18	249	13.8
25	Mutts, Justyn	17	228	13.4
0	Cattoor, Hunter	14	136	9.7
13	Maddox, Darius	18	169	9.4
15	Kidd, Lynn	18	100	5.6
34	Poteat, Mylyjael	18	72	4.0
2	Collins, MJ	18	61	3.4
1	Rice, Rodney	1	2	2.0
11	Camden, John	12	14	1.2
14	Dawyot, Owyn	4	2	0.5

Field Goal Percentage

##	Player	FG	Att	Pct
34	Poteat, Mylyjael	24	36	.667
15	Kidd, Lynn	44	67	.657
25	Mutts, Justyn	95	166	.572
14	Dawyot, Owyn	1	2	.500
21	Basile, Grant	91	186	.489
0	Cattoor, Hunter	45	104	.433
3	Pedulla, Sean	108	250	.432
13	Maddox, Darius	64	165	.388
2	Collins, MJ	23	70	.329
11	Camden, John	4	18	.222
1	Rice, Rodney	1	9	.111

Field Goal Attempts

##	Player	G	Att	Att/G
3	Pedulla, Sean	18	250	13.9
21	Basile, Grant	18	186	10.3
25	Mutts, Justyn	17	166	9.8
13	Maddox, Darius	18	165	9.2
0	Cattoor, Hunter	14	104	7.4

Field Goals Made

##	Player	G	Made	Made/G
3	Pedulla, Sean	18	108	6.0
25	Mutts, Justyn	17	95	5.6
21	Basile, Grant	18	91	5.1
13	Maddox, Darius	18	64	3.6
0	Cattoor, Hunter	14	45	3.2

3-Point FG Percentage

##	Player	3FG	Att	Pct
25	Mutts, Justyn	10	24	.417
0	Cattoor, Hunter	30	73	.411
21	Basile, Grant	34	88	.386
13	Maddox, Darius	20	60	.333
3	Pedulla, Sean	35	106	.330
2	Collins, MJ	7	33	.212
11	Camden, John	3	15	.200

3-Point FG Attempts

##	Player	G	Att	Att/G
3	Pedulla, Sean	18	106	5.9
21	Basile, Grant	18	88	4.9
0	Cattoor, Hunter	14	73	5.2
13	Maddox, Darius	18	60	3.3
2	Collins, MJ	18	33	1.8

3-Point FG Made

##	Player	G	Made	Made/G
3	Pedulla, Sean	18	35	1.9
21	Basile, Grant	18	34	1.9
0	Cattoor, Hunter	14	30	2.1
13	Maddox, Darius	18	20	1.1
25	Mutts, Justyn	17	10	0.6

TEAM CATEGORY LEADERS

Free Throw Percentage

##	Player	Made	Att	Pct
13	Maddox, Darius	21	24	.875
3	Pedulla, Sean	45	54	.833
2	Collins, MJ	8	10	.800
34	Poteat, Mylyjael	24	31	.774
21	Basile, Grant	33	45	.733
0	Cattoor, Hunter	16	23	.696
25	Mutts, Justyn	28	43	.651
15	Kidd, Lynn	12	19	.632
11	Camden, John	3	5	.600

Free Throw Attempts

##	Player	G	Att	Att/G
3	Pedulla, Sean	18	54	3.0
21	Basile, Grant	18	45	2.5
25	Mutts, Justyn	17	43	2.5
34	Poteat, Mylyjael	18	31	1.7
13	Maddox, Darius	18	24	1.3

Free Throws Made

##	Player	G	Made	Made/G
3	Pedulla, Sean	18	45	2.5
21	Basile, Grant	18	33	1.8
25	Mutts, Justyn	17	28	1.6
34	Poteat, Mylyjael	18	24	1.3
13	Maddox, Darius	18	21	1.2

Rebounds

##	Player	G	Reb	Reb/G
25	Mutts, Justyn	17	133	7.8
21	Basile, Grant	18	97	5.4
15	Kidd, Lynn	18	73	4.1
3	Pedulla, Sean	18	65	3.6
13	Maddox, Darius	18	60	3.3

Assists

##	Player	G	Ast	Ast/G
3	Pedulla, Sean	18	78	4.3
25	Mutts, Justyn	17	69	4.1
21	Basile, Grant	18	28	1.6
0	Cattoor, Hunter	14	25	1.8
13	Maddox, Darius	18	22	1.2

Rebounds Average

##	Player	G	Reb	Reb/G
25	Mutts, Justyn	17	133	7.8
21	Basile, Grant	18	97	5.4
0	Cattoor, Hunter	14	59	4.2
15	Kidd, Lynn	18	73	4.1
1	Rice, Rodney	1	4	4.0

Steals

##	Player	G	Stl	Stl/G
25	Mutts, Justyn	17	28	1.6
3	Pedulla, Sean	18	20	1.1
0	Cattoor, Hunter	14	11	0.8
13	Maddox, Darius	18	11	0.6
21	Basile, Grant	18	8	0.4

Offensive Rebounds

##	Player	G	OReb	OReb/G
25	Mutts, Justyn	17	28	1.6
13	Maddox, Darius	18	24	1.3
21	Basile, Grant	18	22	1.2
15	Kidd, Lynn	18	21	1.2
34	Poteat, Mylyjael	18	17	0.9

Blocked Shots

##	Player	G	Blk	Blk/G
21	Basile, Grant	18	25	1.4
25	Mutts, Justyn	17	14	0.8
15	Kidd, Lynn	18	8	0.4
13	Maddox, Darius	18	7	0.4
3	Pedulla, Sean	18	4	0.2

Defensive Rebounds

##	Player	G	DReb	DReb/G
25	Mutts, Justyn	17	105	6.2
21	Basile, Grant	18	75	4.2
3	Pedulla, Sean	18	58	3.2
0	Cattoor, Hunter	14	55	3.9
15	Kidd, Lynn	18	52	2.9

Minutes

##	Player	G	Min	Min/G
3	Pedulla, Sean	18	647	35:57
25	Mutts, Justyn	17	566	33:19
13	Maddox, Darius	18	564	31:21
21	Basile, Grant	18	471	26:11
0	Cattoor, Hunter	14	441	31:30

TEAM CATEGORY LEADERS

Fouls

##	Player	G	PF	PF/G
3	Pedulla, Sean	18	49	2.7
25	Mutts, Justyn	17	43	2.5
21	Basile, Grant	18	38	2.1
13	Maddox, Darius	18	33	1.8
34	Poteat, Mylyjael	18	32	1.8

Turnovers

##	Player	G	TO	TO/G
25	Mutts, Justyn	17	52	3.1
3	Pedulla, Sean	18	36	2.0
21	Basile, Grant	18	30	1.7
15	Kidd, Lynn	18	13	0.7
13	Maddox, Darius	18	11	0.6

Foul Outs

##	Player	G	FO
3	Pedulla, Sean	18	2

TEAM GAME HIGHS

Virginia Tech - Game Highs

POINTS	95		Delaware St. (11/07/2022)
	94		William & Mary (11/13/2022)
	80		North Carolina (12/04/2022)
	78		Lehigh (11/10/2022)
	77		Dayton (12/07/2022)
FIELD GOALS MADE	33		at Col. of Charleston (11/20/2022)
	33		William & Mary (11/13/2022)
	33		Delaware St. (11/07/2022)
FIELD GOAL ATTEMPTS	67		at Syracuse (01/11/2023)
	67		Clemson (01/04/2023)
FIELD GOAL PERCENTAGE	.559	(33-59)	William & Mary (11/13/2022)
	.550	(33-60)	Delaware St. (11/07/2022)
3 PT FG MADE	16		William & Mary (11/13/2022)
	14		Delaware St. (11/07/2022)
3 PT FG ATTEMPTS	32		William & Mary (11/13/2022)
	28		Dayton (12/07/2022)
	28		Delaware St. (11/07/2022)
3 PT FG PERCENTAGE	.500	(16-32)	William & Mary (11/13/2022)
	.500	(14-28)	Delaware St. (11/07/2022)
FREE THROWS MADE	19		vs Oklahoma St. (N) (12/11/2022)
	16		NC State (01/07/2023)
FREE THROW ATTEMPTS	24		vs Oklahoma St. (N) (12/11/2022)
	21		NC State (01/07/2023)
	21		vs Old Dominion (N) (11/17/2022)
FREE THROW PERCENTAGE	1.000	(12-12)	William & Mary (11/13/2022)
	1.000	(2-2)	at Virginia (01/18/2023)
REBOUNDS	45		at Boston College (12/21/2022)
	42		Clemson (01/04/2023)
	42		Minnesota (11/28/2022)
	42		Delaware St. (11/07/2022)
ASSISTS	19		at Virginia (01/18/2023)
	19		at Syracuse (01/11/2023)
	19		Grambling (12/17/2022)
	19		William & Mary (11/13/2022)
STEALS	11		vs Oklahoma St. (N) (12/11/2022)
	9		vs Penn St. (N) (11/18/2022)
BLOCKED SHOTS	8		Minnesota (11/28/2022)
	6		Dayton (12/07/2022)
TURNOVERS	15		at Boston College (12/21/2022)
	14		Minnesota (11/28/2022)
FOULS	24		at Wake Forest (12/31/2022)
	21		NC State (01/07/2023)
	21		North Carolina (12/04/2022)

OPPONENT GAME HIGHS

Opponent - Game Highs

POINTS	82	at Syracuse (01/11/2023)
	78	at Virginia (01/18/2023)
	77	at Wake Forest (12/31/2022)
	77	at Col. of Charleston (11/20/2022)
	77	William & Mary (11/13/2022)
FIELD GOALS MADE	30	at Syracuse (01/11/2023)
	30	at Col. of Charleston (11/20/2022)
FIELD GOAL ATTEMPTS	72	at Boston College (12/21/2022)
	71	vs Old Dominion (N) (11/17/2022)
FIELD GOAL PERCENTAGE	.509 (29-57)	at Virginia (01/18/2023)
	.508 (30-59)	at Syracuse (01/11/2023)
	.508 (30-59)	at Col. of Charleston (11/20/2022)
3 PT FG MADE	11	at Wake Forest (12/31/2022)
	11	vs Penn St. (N) (11/18/2022)
	11	William & Mary (11/13/2022)
3 PT FG ATTEMPTS	30	vs Penn St. (N) (11/18/2022)
	28	at Wake Forest (12/31/2022)
3 PT FG PERCENTAGE	.500 (11-22)	William & Mary (11/13/2022)
	.500 (8-16)	at Syracuse (01/11/2023)
FREE THROWS MADE	21	North Carolina (12/04/2022)
	20	NC State (01/07/2023)
	20	at Wake Forest (12/31/2022)
FREE THROW ATTEMPTS	27	North Carolina (12/04/2022)
	26	at Wake Forest (12/31/2022)
FREE THROW PERCENTAGE	.923 (12-13)	at Virginia (01/18/2023)
	.833 (15-18)	Clemson (01/04/2023)
REBOUNDS	46	vs Old Dominion (N) (11/17/2022)
	42	Dayton (12/07/2022)
ASSISTS	19	at Virginia (01/18/2023)
	15	at Syracuse (01/11/2023)
	15	vs Penn St. (N) (11/18/2022)
STEALS	9	at Col. of Charleston (11/20/2022)
	7	at Virginia (01/18/2023)
	7	at Syracuse (01/11/2023)
	7	NC State (01/07/2023)
	7	at Boston College (12/21/2022)
	7	Grambling (12/17/2022)
	7	Minnesota (11/28/2022)
BLOCKED SHOTS	7	vs Oklahoma St. (N) (12/11/2022)
	6	at Syracuse (01/11/2023)
	6	Minnesota (11/28/2022)
	6	vs Old Dominion (N) (11/17/2022)
TURNOVERS	19	Grambling (12/17/2022)
	17	vs Oklahoma St. (N) (12/11/2022)
FOULS	21	Clemson (01/04/2023)
	21	vs Oklahoma St. (N) (12/11/2022)

TEAM GAME LOWS

Virginia Tech - Game Lows

POINTS	61	vs Penn St. (N) (11/18/2022)
	65	Clemson (01/04/2023)
	65	at Boston College (12/21/2022)
	67	Minnesota (11/28/2022)
	68	at Virginia (01/18/2023)
FIELD GOALS MADE	21	Clemson (01/04/2023)
	22	vs Oklahoma St. (N) (12/11/2022)
FIELD GOAL ATTEMPTS	51	Grambling (12/17/2022)
	53	NC State (01/07/2023)
FIELD GOAL PERCENTAGE	.313 (21-67)	Clemson (01/04/2023)
	.386 (22-57)	vs Oklahoma St. (N) (12/11/2022)
3 PT FG MADE	3	at Syracuse (01/11/2023)
	3	vs Penn St. (N) (11/18/2022)
3 PT FG ATTEMPTS	14	Minnesota (11/28/2022)
	18	NC State (01/07/2023)
	18	Lehigh (11/10/2022)
3 PT FG PERCENTAGE	.158 (3-19)	at Syracuse (01/11/2023)
	.158 (3-19)	vs Penn St. (N) (11/18/2022)
FREE THROWS MADE	2	at Virginia (01/18/2023)
	3	at Col. of Charleston (11/20/2022)
FREE THROW ATTEMPTS	2	at Virginia (01/18/2023)
	5	at Col. of Charleston (11/20/2022)
FREE THROW PERCENTAGE	.550 (11-20)	Grambling (12/17/2022)
	.600 (3-5)	at Col. of Charleston (11/20/2022)
REBOUNDS	27	at Virginia (01/18/2023)
	28	William & Mary (11/13/2022)
ASSISTS	12	NC State (01/07/2023)
	12	Clemson (01/04/2023)
	12	at Boston College (12/21/2022)
	12	vs Oklahoma St. (N) (12/11/2022)
	12	Minnesota (11/28/2022)
	12	at Col. of Charleston (11/20/2022)
STEALS	1	Charleston So. (11/25/2022)
	2	Minnesota (11/28/2022)
	2	vs Old Dominion (N) (11/17/2022)
BLOCKED SHOTS	0	North Carolina (12/04/2022)
	1	at Col. of Charleston (11/20/2022)
TURNOVERS	5	Dayton (12/07/2022)
	5	Lehigh (11/10/2022)
FOULS	7	Lehigh (11/10/2022)
	10	Delaware St. (11/07/2022)

OPPONENT GAME LOWS

Opponent - Game Lows

POINTS	48		Grambling (12/17/2022)
	49		Dayton (12/07/2022)
	52		Lehigh (11/10/2022)
	57		Minnesota (11/28/2022)
	57		Delaware St. (11/07/2022)
FIELD GOALS MADE	18		Dayton (12/07/2022)
	19		Grambling (12/17/2022)
FIELD GOAL ATTEMPTS	51		North Carolina (12/04/2022)
	52		Grambling (12/17/2022)
FIELD GOAL PERCENTAGE	.300	(18-60)	Dayton (12/07/2022)
	.365	(23-63)	at Wake Forest (12/31/2022)
	.365	(23-63)	Lehigh (11/10/2022)
	.365	(19-52)	Grambling (12/17/2022)
3 PT FG MADE	3		at Boston College (12/21/2022)
	3		Dayton (12/07/2022)
	3		North Carolina (12/04/2022)
3 PT FG ATTEMPTS	15		Dayton (12/07/2022)
	16		at Syracuse (01/11/2023)
	16		Delaware St. (11/07/2022)
3 PT FG PERCENTAGE	.158	(3-19)	at Boston College (12/21/2022)
	.176	(3-17)	North Carolina (12/04/2022)
FREE THROWS MADE	1		Lehigh (11/10/2022)
	2		vs Penn St. (N) (11/18/2022)
FREE THROW ATTEMPTS	2		Lehigh (11/10/2022)
	4		vs Penn St. (N) (11/18/2022)
FREE THROW PERCENTAGE	.500	(7-14)	Minnesota (11/28/2022)
	.500	(4-8)	Charleston So. (11/25/2022)
	.500	(2-4)	vs Penn St. (N) (11/18/2022)
	.500	(1-2)	Lehigh (11/10/2022)
REBOUNDS	24		Delaware St. (11/07/2022)
	25		North Carolina (12/04/2022)
ASSISTS	6		North Carolina (12/04/2022)
	7		NC State (01/07/2023)
	7		Dayton (12/07/2022)
STEALS	1		Dayton (12/07/2022)
	2		Charleston So. (11/25/2022)
BLOCKED SHOTS	0		vs Penn St. (N) (11/18/2022)
	1		Grambling (12/17/2022)
	1		Lehigh (11/10/2022)
TURNOVERS	5		at Virginia (01/18/2023)
	7		at Wake Forest (12/31/2022)
	7		vs Old Dominion (N) (11/17/2022)
FOULS	9		at Virginia (01/18/2023)
	11		Dayton (12/07/2022)

VIRGINIA TECH MEN'S BASKETBALL

BOX SCORES

GAME 1: DELAWARE STATE

Delaware State at Virginia Tech
11/07/22 Cassell Coliseum, Blacksburg, Va.
2022-23 Men's Basketball

Game Time: 9:00 PM
Game Duration: 1:50
Attendance: 7,899

NCAA
Officials: Jamie Luckie, Jerry Heater, Chase Shaw

Delaware State - 57		Record: 0-1																	
NO. Name	Min	FG		3P		FT		Rebounds		Fouls		TP	AS	TO	ST	Blocks		+/-	
		M-A	M-A	M-A	M-A	OR	DR	PF	FF	BS	BA								
23 Brandon Stone	C	26:42	7-13	1-3	0-0	3-5	8-10	1-1	15-0	2	1	0	2	1	0	1	0	1	-24
24 Raymond Somerville	C	24:24	3-8	0-0	2-2	1-3	4-4	1-2	8-8	2	1	0	0	1	0	0	1	-18	
3 Martez Robinson	G	26:43	1-7	0-3	1-2	0-3	3-4	4-4	3-4	4	1	0	0	0	0	0	0	-37	
5 Jevvinn Muniz	G	25:00	2-5	1-2	0-0	2-2	2-1	1-0	5-5	0	2	1	0	0	0	0	0	-21	
11 Khyrie Staten	G	32:30	7-15	2-6	0-0	0-0	0-0	1-1	16-1	2	2	2	2	1	2	1	2	-35	
15 Aaron Lemon-Warren	F	12:32	0-1	0-0	2-2	0-1	1-1	2-1	2-0	1	1	1	0	0	0	0	0	-3	
20 Cameron Stitt	C	12:59	2-6	0-1	0-1	2-2	4-4	1-1	4-4	0	0	0	0	0	0	0	0	-19	
22 Corey Perkins	C	05:03	1-3	0-1	0-0	0-0	0-0	2-2	2-2	2	0	0	0	0	0	0	0	-5	
4 Kyle Johnson	08:46	0-2	0-0	0-0	0-0	0-0	0-0	0-0	0-0	0-0	0-0	0-0	0-0	0-0	0-0	0-0	0	-17	
25 O'Koye Parker	02:39	0-0	0-0	0-0	0-0	0-0	0-0	1-1	0-0	0-0	0-0	0-0	0-0	0-0	0-0	0-0	0	-7	
22 Cory Barnes	05:33	0-0	0-0	0-0	0-0	1-1	3-0	0-0	0-0	0-0	0-0	0-0	0-0	0-0	0-0	0-0	0	-6	
10 Ronald Lucas	07:09	1-2	0-0	0-0	0-0	0-0	2-2	2-0	2-0	2	0	0	0	0	0	1	2		
Team																			
Totals		24:62	4-16	5-7	7	17	24	18	10	57	9	12	5	2	4	3	38		

Virginia Tech - 95
Record: 1-0

NO. Name	Min	FG		3P		FT		Rebounds		Fouls		TP	AS	TO	ST	Blocks		+/-
		M-A	M-A	M-A	M-A	OR	DR	PF	FF	BS	BA							
21 Grant Basile	F	29:04	12-16	6-9	0-0	2-8	10-10	3-0	13-1	4	1	1	1	1	3	30		
15 Lynn Kidd	C	22:47	3-4	0-0	2-2	4-6	10-10	1-3	8-3	2	0	0	0	0	0	22		
0 Hunter Cattor	G	25:22	2-6	1-4	1-2	1-2	3-3	0-6	6-2	0	0	2	1	2	29			
3 Sean Pedulla	G	28:11	5-12	5-8	3-4	0-4	4-4	1-2	18-8	2	1	0	0	0	36			
13 Darius Maddox	G	26:20	5-8	0-1	4-5	0-3	0-2	0-14	0-4	0	1	1	0	0	28			
2 MJ Collins	22:25	2-7	0-2	0-0	2-2	2-0	0-4	2-1	1-1	0	0	0	0	0	23			
34 Mylaja Poteat	16:37	2-3	0-0	5-7	3-4	3-5	9-9	1-1	1-1	1	0	0	0	0	8			
11 John Camden	18:16	2-4	0-0	0-0	2-2	3-0	6-0	0-0	0-0	0	0	0	0	0	10			
10 Camden Johnson	08:18	0-0	0-0	0-0	1-1	1-0	1-0	0-1	0-0	0-0	0-0	0-0	0-0	0-0	5			
14 Owyn Dawyot	01:20	0-0	0-0	0-0	0-0	0-0	0-0	0-0	0-0	0-0	0-0	0-0	0-0	0-0	-1			
33 Michael Ward	01:20	0-0	0-0	0-0	0-0	0-0	0-0	0-0	0-0	0-0	0-0	0-0	0-0	0-0	-1			
Team																		
Totals		33:60	14-28	15-20	11	31	42	10	18	95	18	10	5	4	2	38		

DSU		Hokies	
Biggest lead	4 (1st 19:02)	40 (2nd 10:39)	
Best Scoring Run	5 (2nd 7:59)	10 (2nd 17:32)	
Lead Changes	1		
Times Tied	1		
Time with Lead	01:56	37:14	

Points from Turnovers	DSU		Hokies	
	1st	2nd	TOT	TOT
	31	26	57	

Period by Period Scoring	DSU		Hokies	
	1st	2nd	TOT	TOT
	56	39	95	

GAME 3: WILLIAM & MARY

William and Mary at Virginia Tech
11/13/22 Cassell Coliseum, Blacksburg, Va.
2022-23 Men's Basketball

Game Time: 6:00 PM
Game Duration: 1:50
Attendance: 7,506

NCAA
Officials: Roger Ayers, Raymie Styros, Leslie Jones

William and Mary - 77		Record: 1-2																
NO. Name	Min	FG		3P		FT		Rebounds		Fouls		TP	AS	TO	ST	Blocks		+/-
		M-A	M-A	M-A	M-A	OR	DR	PF	FF	BS	BA							
5 Noah Collier	F	13:55	1-2	0-0	2-3	1-2	3-4	1-3	4-2	2	0	2	0	2	0	4		
35 Ben Wight	F	30:42	5-12	0-0	0-0	5-1	6-6	1-1	10-0	2	0	2	0	0	2	27		
12 Tyler Rice	G	08:23	1-2	1-2	0-0	0-0	0-0	4-0	3-0	0	2	0	0	0	0	14		
21 Gabe Dorsey	G	24:12	5-7	1-6	0-0	1-3	4-4	1-2	14-0	1	1	0	0	0	0	-6		
24 Chris Mullins	G	27:04	1-5	0-4	0-0	3-3	2-6	3-3	1-1	2	0	1	1	1	13			
11 Jack Karasiniski	25:31	2-5	0-2	0-1	1-2	1-5	4-4	1-1	0-0	0	0	0	0	0	-15			
0 Anders Nelson	31:39	10-15	4-7	1-2	1-3	2-2	2-6	2-2	0-1	1	5	0	1	0	-5			
4 Matteus Case	14:46	1-4	1-3	0-0	0-2	0-0	0-0	3-0	0-0	0	0	0	0	0	-13			
15 Miguel Ayesa	06:43	0-1	0-0	0-0	1-1	1-0	0-0	0-0	0-0	0	0	0	0	0	-3			
2 Chase Low	13:57	2-3	0-0	1-2	1-1	2-0	2-5	0-1	1-0	0	0	0	0	0	-1			
1 Jake Milkereit	01:58	1-1	1-1	0-0	0-0	0-0	0-0	0-0	0-0	0	0	0	0	0	0	-2		
33 Charlie Williams	01:58	0-1	0-0	0-0	0-1	1-1	0-0	0-0	0-0	0	0	0	0	0	0	2		
25 Miles Hicks	01:12	0-0	0-0	0-0	0-0	0-0	0-0	0-0	0-0	0	0	0	0	0	0	4		
Team																		
Totals		29:58	11-22	8-12	10	17	27	15	18	77	12	13	3	2	5	17		

Virginia Tech - 94
Record: 3-0

NO. Name	Min	FG		3P		FT		Rebounds		Fouls		TP	AS	TO	ST	Blocks		+/-
		M-A	M-A	M-A	M-A	OR	DR	PF	FF	BS	BA							
21 Grant Basile	F	19:58	5-8	3-6	0-0	2-2	2-2	0-13	1-1	1	3	0	15					
25 Justyn Mutts	F	24:37	1-2	0-0	0-0	1-3	4-4	4-4	21	6	4	1	1	0	28			
0 Hunter Cattor	G	29:18	7-11	6-10	2-2	0-3	3-3	22	3-0	0	0	0	0	29				
3 Sean Pedulla	G	35:58	7-11	4-7	4-4	1-3	4-4	22	4-1	1	1	0	0	19				
13 Darius Maddox	G	30:54	5-9	2-2	2-2	1-1	2-2	1-14	3-0	1	0	1	1	19				
2 MJ Collins	16:08	2-7	1-3	2-2	0-0	0-1	1-7	0-0	0-0	0	0	0	0	1	5			
15 Lynn Kidd	16:48	2-2	0-0	2-2	2-4	1-1	1-6	0-0	0-0	0	0	0	0	0	0			
11 John Camden	08:43	1-4	0-3	0-0	1-1	0-0	2-2	0-1	0-0	0	0	0	0	0	-13			
34 Mylaja Poteat	13:14	3-4	0-0	0-0	2-2	4-4	1-1	6-1	0-0	0	0	0	0	-7				
10 Camden Johnson	01:58	0-0	0-0	0-0	0-0	0-0	0-0	0-0	0-0	0	0	0	0	-2				
14 Owyn Dawyot	01:12	0-1	0-1	0-0	0-1	1-0	0-0	0-0	0-0	0	0	0	0	-4				
33 Michael Ward	01:12	0-0	0-0	0-0	0-0	0-0	0-0	0-0	0-0	0	0	0	0	-4				
Team																		
Totals		33:59	16-32	12-12	9	19	28	18	15	94	19	7	4	5	2	17		

Tribe		Hokies	
Biggest lead	0 (1st 20:00)	28 (2nd 15:20)	
Best Scoring Run	6 (1st 9:11)	14 (1st 17:07)	
Lead Changes	0		
Times Tied	0		
Time with Lead	00:00	39:10	

Points from Turnovers	Tribe		Hokies	
	1st	2nd	TOT	TOT
	35	42	77	

Period by Period Scoring	Tribe		Hokies	
	1st	2nd	TOT	TOT
	57	37	94	

GAME 2: LEHIGH

Lehigh at Virginia Tech
11/10/22 Cassell Coliseum, Blacksburg, Va.
2022-23 Men's Basketball

Game Time: 6:00 PM
Game Duration: 1:51
Attendance: 7,541

NCAA
Officials: Ted Valentine, Lee Cassell, Jeff Poon

Lehigh - 52		Record: 0-2																
NO. Name	Min	FG		3P		FT		Rebounds		Fouls		TP	AS	TO	ST	Blocks		+/-
		M-A	M-A	M-A	M-A	OR	DR	PF	FF	BS	BA							
35 Dominic Parolin	C	21:39	5-9	0-1	0-0	3-2	5-5	2-0	10-0	2	0	0	2	0	0	0	0	-17
42 JT Tan	C	14:12	1-3	0-0	0-0	0-0	0-0	3-0	2-0	0	0	1	0	0	1	1		
5 Evan Taylor	G	23:13	2-9	0-3	0-0	1-4	5-3	0-4	0-0	0	0	0	0	0	-6			
13 Keith Higgins Jr.	G	24:17	4-9	1-4	0-0	0-3	3-1	1-9	2-0	1	0	0	0	-15				
22 Tyler Whitney-Sidney	G	24:41	3-7	1-2	1-2	1-3	4-4	1-1	8-1	2	3	0	1	2	3	0	-18	
3 Jakob Alamuudin	G	25:49	6-12	2-6	0-0	0-4	4-0	1-0	14-0	1	0	0	0	0	-8			
32 Henri Adiasa	G	10:31	1-3	0-0	0-0	0-0	0-2	0-0	2-0	2	0	0	0	0	-10			
55 Jalin Sinclair	24:20	0-5	0-2	0-0	0-2	3-1	0-0	7-3	0-0	0	0	0	0	-15				
4 Reed Fenton	08:21	1-2	1-2	0-0	0-0	2-2	1-1	3-0	0-0	0	0	0	0	-3				
2 Jake Bellow	10:06	0-0	0-0	0-0	1-1	0-0	0-0	0-0	0-0	0	0	0	0	0	0	-5		
23 Bube Momah	06:31	0-3	0-0	0-0	1-1	2-0	1-0	0-0	0-0	0	0	0	0	1	-14			
25 Ben Knosman																		

VIRGINIA TECH MEN'S BASKETBALL

BOX SCORES

GAME 5: PENN STATE

Official Basketball Box Score - Final Penn St. at Virginia Tech. Game Time: 12:00 PM. Record: 4-1 (0-1). Includes player stats for Penn State and Virginia Tech.

Technical Fouls: NONE. Shooting By Period summary for Penn State. Includes additional metrics like Points from Turnovers and Period by Period Scoring.

GAME 6: COLLEGE OF CHARLESTON

Official Basketball Box Score - Final Virginia Tech at Col. of Charleston. Game Time: 3:30 PM. Record: 5-1. Includes player stats for Virginia Tech and College of Charleston.

Technical Fouls: Coach 1 9 3 1. Shooting By Period summary for Virginia Tech. Includes additional metrics like Points from Turnovers and Period by Period Scoring.

GAME 7: CHARLESTON SOUTHERN

Official Basketball Box Score - Final Charleston Southern at Virginia Tech. Game Time: 8:00 PM. Record: 2-3. Includes player stats for Charleston Southern and Virginia Tech.

Technical Fouls: NONE. Shooting By Period summary for Charleston Southern. Includes additional metrics like Points from Turnovers and Period by Period Scoring.

GAME 8: MINNESOTA

Official Basketball Box Score - Final Minnesota at Virginia Tech. Game Time: 7:01 PM. Record: 4-3. Includes player stats for Minnesota and Virginia Tech.

Technical Fouls: NONE. Shooting By Period summary for Minnesota. Includes additional metrics like Points from Turnovers and Period by Period Scoring.

VIRGINIA TECH MEN'S BASKETBALL

BOX SCORES

GAME 9: NORTH CAROLINA



North Carolina at Virginia Tech
12/04/22 Cassell Coliseum, Blacksburg, Va.
2022-23 Men's Basketball

North Carolina - 72

NO. Name	F	Min	FG		3P		FT		Rebounds		Fouls		TP	AS	TO	ST	Blocks			+/-
			M-A	M-A	M-A	M-A	OR	DR	PF	FD	BS	BA					BL			
32 Pete Nance	F	36:18	6-13	1-3	5-6	1	9	10	2	4	18	0	4	0	0	0	0	0	0	-3
1 Leaky Black	G	24:43	1-3	0-1	0-0	0	1	1	3	1	2	1	0	0	2	0	0	0	-14	
2 Caleb Love	G	31:27	5-10	2-5	6-9	0	3	3	6	18	2	3	1	1	0	0	1	0	-1	
4 RJ Davis	G	35:28	6-11	0-4	6-7	0	4	4	4	6	18	1	2	2	1	0	0	-3		
14 Puff Johnson	G	12:16	0-2	0-1	0-0	0	0	0	1	0	0	0	0	0	1	0	0	-8		
10 Seth Trimble	22:48	3-3	0-0	0-0	1	2	3	1	1	6	1	0	1	1	0	0	0	-4		
24 Tyler Nickel	25:00	3-5	0-1	2-3	1	1	2	1	2	8	1	0	0	0	0	0	1	0		
3 Dontrez Styles	08:18	0-3	0-2	0-0	1	2	1	1	0	0	0	1	0	0	0	0	0	-3		
22 Justin McKay	02:20	0-1	0-0	2-2	0	0	0	0	1	2	0	0	0	0	0	0	0	-4		
21 Will Shaver	01:22	0-0	0-0	0-0	0	0	0	0	1	0	0	0	0	0	0	0	0	-1		
Team																				
Totals		24:51	3-17	21-27	4	21	25	17	21	72	6	10	5	5	0	0	0	-8		

Technical Fouls: NONE

Virginia Tech - 80

NO. Name	F	Min	FG		3P		FT		Rebounds		Fouls		TP	AS	TO	ST	Blocks			+/-
			M-A	M-A	M-A	M-A	OR	DR	PF	FD	BS	BA					BL			
21 Grant Basile	F	29:24	4-9	1-3	3-4	0	4	4	2	4	12	4	1	2	0	0	2	2	0	
25 Justyn Mutts	F	38:13	12-16	1-1	2-2	2	9	11	2	5	27	4	5	1	0	0	10	10	0	
0 Hunter Cattoor	G	29:12	5-7	3-4	0-1	0	3	3	3	2	13	1	0	0	0	1	7	5	0	
3 Sean Pedulla	G	35:16	5-14	1-5	3-4	0	4	4	4	2	14	4	2	0	0	1	5	5	0	
13 Darius Maddox	G	36:34	1-6	0-2	0-0	0	4	4	4	1	2	2	1	1	0	1	1	1	0	
2 MJ Collins	21:03	2-7	1-4	3-4	5	8	3	2	8	1	0	0	0	0	0	2	3	0		
34 Mylajael Poteat	04:18	0-0	0-0	0-0	1	1	2	0	0	0	0	0	0	0	0	0	0	0	0	
15 Lynn Kidd	06:00	2-2	0-0	0-0	1	1	1	4	0	0	0	0	0	0	0	1	4	0		
Team																				
Totals		31:61	7-19	11-15	10	29	39	21	17	80	16	10	4	0	5	8	0	0		

Technical Fouls: NONE

		Heels	Hokies	Points from		Heels/Hokies		Period by Period Scoring			
		3 (1st 18:42)	18 (2nd 13:19)	Turnovers	14	10		1st	2nd	TOT	
Best Scoring Run		8 (2nd 6:56)	8 (1st 14:12)	Paint	32	42					
Lead Changes		1		Second Chance	4	8		Heels	27	45	72
Times Tied		1		Fast Breaks	12	10		Hokies	37	43	80
Time with Lead		01:26	36:50	Bench	16	12					

Shooting By Period		
1st FG%	9-23	39.1%
3PT%	1-9	11.1%
FT%	8-12	66.7%
2nd FG%	15-28	53.6%
3PT%	2-8	25.0%
FT%	13-15	86.7%
GM FG%	24-51	47.1%
3PT%	3-17	17.6%
FT%	21-27	77.8%

Dead Ball Rebounds: 0, 2

GAME 10: DAYTON



Dayton at Virginia Tech
12/07/22 Cassell Coliseum, Blacksburg, Va.
2022-23 Men's Basketball

Dayton - 49

NO. Name	F	Min	FG		3P		FT		Rebounds		Fouls		TP	AS	TO	ST	Blocks			+/-
			M-A	M-A	M-A	M-A	OR	DR	PF	FD	BS	BA					BL			
2 Toumani Camara	F	26:18	2-9	1-2	4-4	2	3	5	0	2	9	1	0	0	1	1	-16			
15 DaRon Holmes II	F	28:13	5-15	0-0	3-4	7	3	10	1	8	13	0	2	0	1	4	-18			
22 Mustapha Amzil	F	24:00	2-6	1-4	0-0	1	3	4	3	1	5	1	1	0	0	0	-15			
23 R.J. Blakey	F	23:40	2-4	0-1	1-1	2	3	5	1	1	5	2	1	0	0	0	-12			
55 Mike Sharavjams	G	35:22	3-12	0-3	0-1	1	4	5	1	1	5	2	1	0	0	0	-19			
4 Koby Brea	18:53	2-5	1-3	0-0	0	5	0	0	5	0	1	0	0	0	0	0	-22			
21 Richard Amaefule	10:54	0-2	0-0	0-0	0	0	0	4	0	0	0	2	0	1	0	0	-10			
10 Kaleb Washington	15:55	1-2	0-0	1-3	0	1	1	0	2	3	0	2	1	0	1	0	-13			
12 Zimi Nwokoji	14:35	1-5	0-2	1-4	1	3	4	1	3	3	1	2	0	0	0	0	-12			
42 Brady Uhl	01:34	0-0	0-0	0-0	0	0	0	0	0	0	0	0	0	0	0	0	-2			
54 Atticus Schuler	00:36	0-0	0-0	0-0	0	0	0	0	0	0	0	0	0	0	0	0	-1			
Team																				
Totals		18:60	3-15	10-17	15	27	42	11	18	49	7	12	1	3	6	28	0			

Technical Fouls: NONE

Virginia Tech - 77

NO. Name	F	Min	FG		3P		FT		Rebounds		Fouls		TP	AS	TO	ST	Blocks			+/-
			M-A	M-A	M-A	M-A	OR	DR	PF	FD	BS	BA					BL			
21 Grant Basile	F	30:58	9-17	4-9	1-2	2	8	10	2	3	23	1	1	0	4	1	24	24	0	
25 Justyn Mutts	F	21:21	0-0	0-0	2-2	0	5	5	2	3	2	1	0	0	0	0	5	5	0	
0 Hunter Cattoor	G	32:36	3-8	1-6	0-0	0	3	3	1	1	7	0	0	1	0	0	28	28	0	
3 Sean Pedulla	G	27:47	8-13	2-5	1-1	0	1	1	5	3	19	2	1	2	0	0	20	20	0	
13 Darius Maddox	G	31:30	5-13	2-5	0-0	1	4	5	1	0	12	3	1	1	0	1	15	15	0	
2 MJ Collins	21:56	1-4	0-2	0-0	0	2	2	0	0	2	3	0	0	0	0	0	13	13	0	
15 Lynn Kidd	13:16	3-5	0-0	0-0	2	2	4	0	6	2	0	1	2	1	1	15	15	0		
34 Mylajael Poteat	12:15	1-1	0-0	2-2	0	1	1	2	1	4	0	1	0	0	0	0	10	10	0	
11 John Camden	03:03	0-1	0-0	0-0	0	0	0	0	0	0	0	0	0	0	0	0	4	4	0	
10 Camden Johnson	02:10	0-0	0-0	0-0	0	1	1	0	0	0	0	1	1	0	0	0	2	2	0	
14 Owyn Dawyot	01:34	1-1	0-0	0-0	0	0	0	1	0	2	0	0	0	0	0	0	2	2	0	
33 Michael Ward	01:34	0-0	0-0	0-0	0	0	0	0	0	0	0	0	0	0	0	0	0	0	2	
Team																				
Totals		31:63	9-28	6-7	5	30	35	18	11	77	13	5	5	6	3	28	0	0		

Technical Fouls: NONE

		Flyers	Hokies	Points from		Flyers/Hokies		Period by Period Scoring			
		6 (1st 15:18)	28 (2nd 0:20)	Turnovers	5	10		1st	2nd	TOT	
Best Scoring Run		5 (2nd 18:27)	16 (1st 0:49)	Paint	30	36					
Lead Changes		1		Second Chance	13	7		Flyers	21	28	49
Times Tied		1		Fast Breaks	3	2		Hokies	42	35	77
Time with Lead		04:56	33:05	Bench	11	14					

GAME 11: OKLAHOMA STATE



Oklahoma St. at Virginia Tech
12/11/22 Barclays Center, Brooklyn, NY
2022 Basketball Hall of Fame Invitational

Oklahoma St. - 65

NO. Name	F	Min	FG		3P		FT		Rebounds		Fouls		TP	AS	TO	ST	Blocks			+/-
			M-A	M-A	M-A	M-A	OR	DR	PF	FD	BS	BA					BL			
22 Kalib Boone	F	27:13	6-10	0-0	3-4	3	4	7	3	4	15	0	2	1	4	1	-3	3	0	
33 Moussa Cisse	C	29:30	3-5	0-0	6-9	1	6	7	4	5	12	1	2	0	1	0	1	1	0	
0 Avery Anderson, III	G	28:24	5-9	3-5	2-2	0	2	2	2	3	15	4	5	3	1	0	-4	4	0	
1 Bryce Thompson	G	28:10	2-9	0-4	0-0	0	1	1	4	0	4	4	4	0	0	1	4	4	0	
51 John-Michael Wright	G	28:26	1-5	1-4	0-0	3	6	2	3	3	0	1	0	1	0	0	0	0	0	
5 Caleb Asberry	G	24:43	2-8	2-8	2-2	0	3	3	2	8	2	1	0	0	0	0	13	13	0	
23 Tyreek Smith	15:41	1-4	0-0	0-0	1	2	3	1	2	0	0	0	0	1	0	-3	3	0		
2 Chris Harris Jr.	09:48	1-2	0-1	0-0	1	3	4	2	1	2	0	0	0	1	0	-4	4	0		
13 Quion Williams	02:16	0-0	0-0	0-0	1	1	1	0	0	0	0	0	0	0	0	-1	1	0		
4 Woody Newton	05:49	1-3	1-2	1-2	1	2	3	0	0	4	0	2	0	0	0	-2	2	0		
Team																				
Totals		22:55	7-24	14-19	11	27	38	21	18	65	14	17	6	7	3	-5	5	0		

Technical Fouls: NONE

Virginia Tech - 70

NO. Name	F	Min	FG		3P		FT		Rebounds		Fouls		TP	AS	TO	ST
----------	---	-----	----	--	----	--	----	--	----------	--	-------	--	----	----	----	----

VIRGINIA TECH MEN'S BASKETBALL

BOX SCORES

GAME 13: BOSTON COLLEGE

Official Basketball Box Score - Final														Game Time: 6:30 PM			
Virginia Tech at Boston College														Game Duration: 2:07			
12/21/22 Silvio O. Conte Forum, Chestnut Hill, Mass.														Attendance: 4,012			
														Officials: Roger Ayers, Brian O'Connell, Matt Potter			
Virginia Tech - 65														Record: 11-2 (1-1)			
NO.	Name	Min	FG	3P	FT	Rebounds	Fouls	TP	AS	TO	ST	Blocks	+/-	Shooting By Period			
			M/A	M/A	M/A	OR DR TOT	PF					BS BA		1 st	2 nd	3 rd	
21	Grant Basile	F	29:01	5-9	1-4	2-4	3	6	1	2	13	0	1	1	0	0	-1
25	Justyn Mutts	F	41:09	9-17	0-1	0-0	2	6	8	2	18	3	5	2	2	1	-7
0	Hunter Cattoor	G	29:54	2-5	1-3	0-0	0	5	3	3	5	1	2	1	0	0	-5
3	Sean Pedulla	G	43:36	7-16	1-5	3-3	1	1	2	5	18	5	4	0	0	0	-1
13	Darius Maddox	G	39:47	4-15	2-6	0-0	5	3	8	2	10	0	1	0	0	0	-1
2	MJ Collins	G	21:42	0-2	0-1	0-0	0	5	5	0	1	0	1	1	0	0	0
15	Lynn Kidd	C	10:35	0-1	0-0	0-0	0	4	4	1	1	0	1	1	0	1	4
34	Myljajael Poteat	G	09:15	0-1	0-0	1-2	2	1	3	0	1	1	1	0	0	0	-6
11	John Camden	G	00:01	0-0	0-0	0-0	0	0	0	0	0	0	0	0	0	0	-2
Team				3	1	4	0	0	0	0	0	0	0	0	0	0	0
Totals			27:66	5-20	6-9	16	29	45	14	14	65	12	15	4	3	3	-5
Technical Fouls:NONE																	
Shooting By Period																	
1 st			12-27	44.4%													
3PT%			1-10	10.0%													
FT%			5-6	83.3%													
2 nd			12-29	41.4%													
3PT%			4-7	57.1%													
FT%			1-3	33.3%													
OT FG%			3-10	30.0%													
3PT%			0-3	0.0%													
FT%			0-0	0%													
GM FG%			27-66	40.9%													
3PT%			5-20	25.0%													
FT%			6-9	66.7%													

Official Basketball Box Score - Final														Game Time: 7:00 PM			
Boston College - 70														Game Duration: 1:58			
01/04/23 Cassell Coliseum, Basketball, Va.														Attendance: 8,209			
														Officials: Bert Smith, Tommy Morrissey, Jemel Spearman			
Boston College - 70														Record: 7-6 (1-1)			
NO.	Name	Min	FG	3P	FT	Rebounds	Fouls	TP	AS	TO	ST	Blocks	+/-	Shooting By Period			
			M/A	M/A	M/A	OR DR TOT	PF					BS BA		1 st	2 nd	3 rd	
1	T.J. Bickerstaff	F	15:22	2-3	0-0	0-0	4	0	4	3	0	4	1	2	0	0	-2
10	Prince Aligbe	F	20:39	2-8	1-3	0-0	1	3	4	1	0	5	1	1	0	0	-5
5	DeMarr Langford Jr.	G	40:38	3-9	0-0	2-2	5	1	6	2	2	8	1	2	1	1	0
11	Makai Ashton-Langford	G	36:18	8-15	2-6	3-4	1	6	7	1	5	21	1	2	1	2	0
45	Mason Madsen	G	15:36	1-3	0-2	0-1	0	3	3	0	2	2	0	0	1	0	8
3	Jaeden Zackery	G	36:39	2-7	0-1	2-2	2	3	5	3	6	5	0	2	0	0	3
24	CJ Penha	G	22:08	3-7	0-3	0-0	0	2	2	0	0	6	1	1	0	0	4
21	Devin McGlockton	C	30:50	8-16	0-1	0-2	3	4	7	4	2	18	2	1	2	0	11
00	Chas Kelley III	G	05:03	0-4	0-3	0-0	0	0	0	0	0	0	0	0	0	0	-4
2	Armani Mighty	G	00:47	0-0	0-0	0-0	0	0	0	0	0	0	0	0	0	0	2
Team				1	1	2	0	0	0	0	0	0	0	0	0	0	0
Totals			29:72	3-19	9-12	17	23	40	14	14	70	12	9	7	3	3	5
Technical Fouls:NONE																	

Biggest lead			8 (1 st 6:33)			9 (2 nd 4:19)		
Best Scoring Run			11 (2 nd 0:49)			8 (2 nd 4:19)		
Lead Changes			10			10		
Times Tied			8			8		
Time with Lead			20:42			16:17		

Points from Turnovers			6			15		
Paint			42			36		
Second Chance			7			13		
Fast Breaks			6			9		
Bench			1			30		

Period by Period Scoring								
1st 2nd TOT			VT			BC		
VT <td colspan="3">30</td> <td colspan="3">29</td>			30			29		
BC <td colspan="3">25</td> <td colspan="3">34</td>			25			34		

Official Basketball Box Score - Final														Game Time: 9:10 PM			
Clemson at Virginia Tech														Game Duration: 2:06			
01/04/23 Cassell Coliseum, Basketball, Va.														Attendance: 7,539			
														Officials: Brian O'Connell, Tony Henderson, Tim Clougherty			
Clemson - 68														Record: 12-3 (4-0)			
NO.	Name	Min	FG	3P	FT	Rebounds	Fouls	TP	AS	TO	ST	Blocks	+/-	Shooting By Period			
			M/A	M/A	M/A	OR DR TOT	PF					BS BA		1 st	2 nd	3 rd	
4	Ian Schieffelin	F	16:17	1-4	0-1	0-1	1	3	4	2	3	2	0	1	0	0	2
5	Hunter Tyson	F	40:00	4-12	3-10	2-2	0	14	14	2	3	13	2	0	0	0	3
24	PJ Hall	F	24:46	4-8	2-3	3-4	0	3	3	4	4	13	0	2	1	1	0
1	Chase Hunter	G	23:24	3-8	0-2	6-6	0	2	2	2	4	12	4	2	0	0	10
11	Brevin Galloway	G	35:24	4-9	2-4	1-1	0	2	2	2	1	11	3	2	0	1	1
2	Dillon Hunter	G	05:18	0-2	0-0	0-0	1	1	1	0	0	0	0	1	0	0	-3
10	Ben Middlebrooks	G	16:25	1-3	0-0	2-2	0	2	2	2	1	4	0	0	2	0	1
0	Josh Beadle	C	20:01	1-1	0-0	1-2	0	2	2	1	3	1	2	0	0	0	-2
22	FJ Godfrey	F	16:23	4-5	2-3	0-0	1	5	6	5	10	1	4	0	2	0	7
21	Chauncey Wiggins	G	02:02	0-1	0-0	0-0	0	0	0	0	0	0	0	0	0	0	-5
Team				0	0	0	0	0	0	0	0	0	0	0	0	0	0
Totals			22:53	9-23	15-18	2	34	36	21	17	68	11	14	5	4	3	0
Technical Fouls:NONE																	
Shooting By Period																	
1 st			10-25	40.0%													
3PT%			4-11	36.4%													
FT%			5-6	83.3%													
2 nd			12-28	42.9%													
3PT%			5-12	41.7%													
FT%			10-12	83.3%													
3PT%			2-5	40.0%													
FT%			9-23	39.1%													
FT%			15-18	83.3%													

Official Basketball Box Score - Final														Game Time: 9:10 PM			
Clemson at Virginia Tech														Game Duration: 2:06			
01/04/23 Cassell Coliseum, Basketball, Va.														Attendance: 7,539			
														Officials: Brian O'Connell, Tony Henderson, Tim Clougherty			
Virginia Tech - 65														Record: 11-4 (1-3)			
NO.	Name	Min	FG	3P	FT	Rebounds	Fouls	TP	AS	TO	ST	Blocks	+/-	Shooting By Period			
			M/A	M/A	M/A	OR DR TOT	PF					BS BA		1 st	2 nd	3 rd	
21	Grant Basile	F	30:34	5-15	3-6	4-4	1	6	7	3	6	17	0	1	0	0	1
25	Justyn Mutts	F	35:13	3-12	1-3	4-4	3	6	9	3	11	4	3	1	0	2	-7
15	Lynn Kidd	C	18:35	2-5	0-0	0-0	4	5	3	3	4	0	1	0	0	0	-13
3	Sean Pedulla	G	36:37	5-18	4-9	0-0	0	5	5	4	14	4	3	0	1	1	-3
13	Darius Maddox	G	35:24	4-11	1-5	2-2	2	4	1	1	11	3	1	2	0	0	2
11	John Camden	G	09:55	0-3	0-1	0-0	1	1	2	2	0	0	0	0	0	0	4
34	Myljajael Poteat	G	24:14	2-2	0-0	4-7	1	3	4	2	4	8	1	1	1	0	4
2	MJ Collins	G	09:28	0-1	0-0	0-0	0	2	2	0	0	0	0	1	0	0	-3
Team				0	0	0	0	0	0	0	0	0	0	0	0	0	0
Totals			21:67	9-24	14-17	12	30	42	17	21	65	12	11	4	3	4	3
Technical Fouls:NONE																	
Shooting By Period																	
1 st			12-34	35.3%													
3PT%			4-12	33.3%													
FT%			4-7	57.1%													
2 nd			9-33	27.3%													
3PT%			5-12	41.7%													
FT%			10-10	100%													
GM FG%			21-67	31.3%													
3PT%			9-24	37.5%													
FT%			14-17	82.4%													

Biggest lead			8 (1 st 8:55)			5 (2 nd 18:20)		
Best Scoring Run			7 (1 st 12:11)			9 (1 st 0:00)		
Lead Changes			5			5		
Times Tied			7			7		
Time with Lead			23:17			12:35		

Points from Turnovers			11			11		
Paint			20			18		
Second Chance			4			9		
Fast Breaks			8			4		
Bench			17			8		

Period by Period Scoring								
1st 2nd TOT			Tigers			Hokies		
Tigers			29			39		
Hokies			32			33		

Official Basketball Box Score - Final														Game Time: 7:30 PM		
NC State at Virginia Tech														Game Duration: 1:58		
01/07/23 Cassell Coliseum, Basketball, Va.														Attendance: 8,925		
														Officials: Bert Smith, Tommy Morrissey, Jemel Spearman		
NC State - 73														Record: 13-4 (3-3)		
NO.	Name	Min	FG</													

VIRGINIA TECH MEN'S BASKETBALL

BOX SCORES

GAME 17: SYRACUSE



Official Basketball Box Score - Final
Virginia Tech at Syracuse
 01/11/23 JMA Wireless Dome, Syracuse
 2022-23 Men's Basketball

Game Time: 7:00 PM
 Game Duration: 1:49
 Attendance: 16,158

Officials: Ted Valentine, Lee Cassel, AJ Desai

Virginia Tech - 72												Record: 11-6 (1-5)																
NO.	Name	Min	FG	3P	FT	Rebounds		Fouls	TP	AS	TO	ST	Blocks	+/-	Shooting By Period													
			M-A	M-A	M-A	OR	DR	TOT	PF	FD			BS	BA														
21	Grant Basile	F 27:07	12-17	1-1	1-1	5	5	10	4	4	26	0	1	0	0	2	5	1st FG% 15-29 51.7%										
25	Justyn Mutts	F 37:44	9-15	0-0	3-3	1	3	4	4	2	21	9	4	2	0	1	-8	3PT% 5-8 62.5%										
2	MJ Collins	G 20:21	0-3	0-1	0-0	1	1	2	1	0	0	0	0	0	0	1	0	2nd FG% 14-38 36.8%										
3	Sean Pedulla	G 40:00	3-15	2-11	2-2	0	6	6	3	5	10	7	2	2	0	0	-10	3PT% 1-10 10.0%										
13	Darius Maddox	G 29:56	0-3	0-1	3-4	1	0	1	1	2	3	2	0	1	2	2	-14	FT% 6-6 100%										
11	Rodney Rice	29:43	1-9	0-5	0-0	1	3	4	3	1	2	1	2	3	0	0	-6	GM FG% 29-67 43.3%										
15	Lynn Kidd	12:54	4-5	0-0	2-4	0	6	6	1	2	10	0	1	0	1	0	-11	3PT% 3-19 15.8%										
34	Myllyjael Poteat	02:15	0-0	0-0	0-0	0	0	0	3	0	0	1	0	0	0	-6	FT% 11-14 78.6%											
Team												3	0	3					Dead Ball Rebounds: 1, 0									
Totals												29-67	3-19	11-14	12	24	36	20	16	72	19	11	8	3	6	-10		

Syracuse - 82												Record: 11-6 (4-2)																
NO.	Name	Min	FG	3P	FT	Rebounds		Fouls	TP	AS	TO	ST	Blocks	+/-	Shooting By Period													
			M-A	M-A	M-A	OR	DR	TOT	PF	FD			BS	BA														
0	Chris Bell	F 09:17	2-4	2-3	0-0	0	2	2	0	6	0	2	0	0	0	-1	1st FG% 17-31 54.8%											
13	Benny Williams	F 08:03	0-1	0-1	-1-2	1	1	2	0	1	0	1	0	1	0	-2	3PT% 5-10 50.0%											
14	Jesse Edwards	C 34:57	4-10	0-0	5-7	1	8	9	4	7	13	6	3	1	2	1	8	FT% 4-5 80%										
3	Judah Mintz	G 34:33	4-9	0-1	4-6	0	2	2	1	5	12	3	2	1	0	2	7	2nd FG% 13-28 46.4%										
11	Joseph Girard III	G 37:40	10-20	3-7	1-4	0	1	1	3	3	24	3	2	2	0	10	3PT% 3-6 50.0%											
55	Mounir Hima	05:03	0-0	0-0	0-0	0	2	2	3	0	0	0	0	0	1	0	2	GM FG% 30-59 50.8%										
1	Maliq Brown	33:52	5-7	0-0	1-1	5	7	12	1	2	11	2	1	2	1	0	13	3PT% 8-16 50.0%										
5	Justin Taylor	28:48	3-6	2-3	2-2	0	2	2	2	2	10	0	0	1	0	10	FT% 14-22 63.6%											
10	Symir Torrence	07:47	2-2	1-1	0-0	0	1	1	0	0	5	1	1	1	0	0	3											
Team												2	2	4					Dead Ball Rebounds: 4, 0									
Totals												30-59	8-16	14-22	9	28	37	16	20	82	15	12	7	6	3	10		

		VT	SYR	Points from			Period by Period Scoring						
Biggest lead	5 (1st 16:08)		22 (2nd 12:37)		Turnovers	15	9	1st	37	2nd	35	TOT	72
Best Scoring Run	10 (2nd 8:15)		8 (2nd 12:37)		Paint	46	36	VT	37	3rd	35	TOT	72
Lead Changes	5			Second Chance	8	13	SYR	43	39	82			
Times Tied	2			Fast Breaks	12	11							
Time with Lead	06:47	32:33		Bench	12	26							

GAME 18: VIRGINIA



Official Basketball Box Score - Final
Virginia Tech at Virginia
 01/18/23 John Paul Jones Arena, Charlottesville
 No. 10 Virginia vs Virginia Tech Men's Basketball

Game Time: 7:00 PM
 Game Duration: 1:46
 Attendance: 14,629

Officials: Bert Smith, Brian O'Connell, John Gaffney

Virginia Tech - 68												Record: 11-7 (1-6)																
NO.	Name	Min	FG	3P	FT	Rebounds		Fouls	TP	AS	TO	ST	Blocks	+/-	Shooting By Period													
			M-A	M-A	M-A	OR	DR	TOT	PF	FD			BS	BA														
21	Grant Basile	F 24:44	4-11	2-6	2-2	1	1	2	3	2	12	2	2	1	1	1	2	1st FG% 12-23 52.2%										
25	Justyn Mutts	F 39:05	5-11	0-2	0-0	2	4	6	1	3	10	7	1	0	0	1	-12	3PT% 5-9 55.6%										
0	Hunter Cattoor	G 34:04	4-8	3-6	0-0	1	5	6	2	1	11	5	1	0	0	2	-7	FT% 2-2 100%										
3	Sean Pedulla	G 40:00	4-9	2-6	0-0	0	1	1	4	3	10	3	2	2	1	0	-10	2nd FG% 15-32 46.9%										
13	Darius Maddox	G 25:30	5-9	3-4	0-0	0	4	4	3	0	13	1	0	0	1	0	-9	3PT% 7-18 38.9%										
2	MJ Collins	19:05	3-5	2-3	0-0	1	3	4	0	0	8	0	0	0	0	1	-6	FT% 0-0 0%										
15	Lynn Kidd	14:17	2-2	0-0	0-0	0	4	4	0	0	4	0	1	0	0	0	-9	GM FG% 27-55 49.1%										
34	Myllyjael Poteat	01:54	0-0	0-0	0-0	0	0	0	0	0	0	0	0	0	0	0	-1	3PT% 12-27 44.4%										
11	John Camden	01:21	0-0	0-0	0-0	0	0	0	0	0	0	0	0	0	1	0	2	FT% 2-2 100.0%										
Team												0	0	0					Dead Ball Rebounds: 0, 0									
Totals												27-55	12-27	2-2	5	22	27	13	9	68	19	8	3	4	5	-10		

Virginia - 78												Record: 14-3 (6-2)																
NO.	Name	Min	FG	3P	FT	Rebounds		Fouls	TP	AS	TO	ST	Blocks	+/-	Shooting By Period													
			M-A	M-A	M-A	OR	DR	TOT	PF	FD			BS	BA														
1	Jayden Gardner	F 21:43	5-6	0-0	2-3	1	3	4	3	2	12	1	2	1	0	0	5	1st FG% 17-31 54.8%										
5	Ben Vander Plas	F 29:33	4-11	2-7	0-0	1	6	7	1	2	10	3	1	1	0	0	1	3PT% 3-11 27.3%										
0	Kihei Clark	G 35:48	7-14	2-5	4-4	0	2	2	0	4	20	5	1	1	1	2	12	FT% 3-3 100%										
2	Reece Beekman	G 34:41	4-10	1-3	2-2	1	2	3	1	2	11	7	0	0	1	1	16	2nd FG% 12-26 46.2%										
4	Armaan Franklin	G 32:44	6-9	2-3	1-1	0	5	5	1	1	15	1	0	0	0	1	8	3PT% 5-12 41.7%										
13	Ryan Dunn	24:24	1-4	0-3	1-1	1	2	3	1	1	3	1	1	2	3	0	15	FT% 9-10 90%										
11	Isaac McKeenely	16:47	2-3	1-2	2-2	0	1	1	2	1	7	1	0	0	0	0	-6	GM FG% 29-57 50.9%										
21	Kadin Shedrick	04:20	0-0	0-0	0-0	0	1	1	0	0	0	0	0	1	0	0	-1	3PT% 8-23 34.8%										
Team												3	1	4					Dead Ball Rebounds: 0, 0									
Totals												29-57	8-23	12-13	7	23	30	9	13	78	19	5	7	5	4	10		

		VAT	UVA	Points from			Period by Period Scoring						
Biggest lead	2 (1st 7:57)		14 (2nd 3:52)		Turnovers	8	13	1st	31	2nd	37	TOT	68
Best Scoring Run	11 (1st 7:57)		9 (1st 15:46)		Paint	22	36	VAT	31	3rd	37	TOT	68
Lead Changes	4			Second Chance	6	11	UVA	40	38	78			
Times Tied	4			Fast Breaks	5	7							
Time with Lead	01:51	35:00		Bench	12	10							

GAME 19: CLEMSON

GAME 20: DUKE



0 HUNTER CATTOOR

SR. • G • 6-3 • 200
ORLANDO, FLA.
BISHOP MOORE



1 RODNEY RICE

FR. • G • 6-4 • 195
CLINTON, MD.
DEMATHA CATHOLIC



2 MJ COLLINS

FR. • G • 6-4 • 190
CLOVER, S.C.
COMBINE ACADEMY



3 SEAN PEDULLA

SO. • G • 6-1 • 195
EDMOND, OKLA.
EDMOND MEMORIAL



4 DARREN BUCHANAN JR.

FR. • F • 6-7 • 235
WASHINGTON, D.C.
WOODROW WILSON



5 PATRICK WESSLER

FR. • C • 7-0 • 245
MATTHEWS, N.C.
COMBINE ACADEMY



10 CAMDEN JOHNSON

SO. • G • 6-1 • 185
WAXHAW, N.C.
METROLINA CHRISTIAN ACADEMY



11 JOHN CAMDEN

R-FR. • F • 6-8 • 215
DOWNINGTOWN, PA.
BREWSTER ACADEMY



13 DARIUS MADDOX

JR. • G • 6-5 • 180
BOWIE, MD.
OAK HILL ACADEMY



14 OWYN DAWYOT

FR. • G • 6-2 • 190
ROANOKE, VA.
CAVE SPRING



15 LYNN KIDD

JR. • C • 6-10 • 235
GAINESVILLE, FLA.
CLEMSON



21 GRANT BASILE

GR. • F • 6-9 • 235
PEWAUKEE, WIS.
WRIGHT STATE



25 JUSTYN MUTTS

SR. • F • 6-7 • 220
MILLVILLE, N.J.
DELAWARE



33 MICHAEL WARD

FR. • G • 6-2 • 175
BETHESDA, MD.
WALT WHITMAN



34 MYLYJAEEL POTEAT

JR. • F • 6-9 • 265
REIDSVILLE, N.C.
RICE



MIKE YOUNG
HEAD COACH
4TH SEASON



MIKE JONES
ASSOCIATE HEAD COACH
2ND SEASON



CHRISTIAN WEBSTER
ASSISTANT COACH
7TH SEASON



KEVIN GILTNER
ASSISTANT COACH
4TH SEASON