



# VIRGINIA TECH

## 2022-23 MEN'S BASKETBALL



13 NCAA APPEARANCES / 13 NIT APPEARANCES (2 CHAMPIONSHIPS) /  
18 ALL-ACC SELECTIONS / 10 ALL-AMERICANS / 20 NBA DRAFT PICKS

GAME 13

### THE MATCHUP

#21 VIRGINIA TECH HOKIES

11-1, 1-0 ACC

AT

BOSTON COLLEGE EAGLES

6-6, 0-1 ACC

**Head Coach:** Mike Young (Emory & Henry, 1986)  
**Record at Virginia Tech:** 65-37 (4th Season)  
**Career Record:** 364-281 (21st Season)  
**vs. Boston College:** 0-3

**Head Coach:** Earl Grant (Georgia College, 2000)  
**Record at Boston College:** 19-26 (2nd Season)  
**Career Record:** 146-115 (9th Season)  
**vs. Virginia Tech:** 1-0

GAME 13 | VIRGINIA TECH at BOSTON COLLEGE - DEC. 21, 2022 | 6:30PM | ACCN | CHESTNUT HILL, MASS. | CONTE FORUM (8,606)

### BROADCAST INFORMATION

#### TV | ACCN

Jon Meterparel, PxP  
Chris Spatola, Analyst

#### RADIO | VT Sports Network

Zach Mackey, PxP  
Mike Burnop, Analyst

#### VIDEO STREAM

ESPN.com and ESPN app

#### LIVE STATS

stats.hokiesports.com



@HokiesMBB

@BCMBB

### PROJECTED STARTERS

Virginia Tech	Ht.	Wt.	Yr.	Hometown	PPG	RPG	Other
G 3 Sean Pedulla	6-1	195	So.	Edmond, Okla.	17.3	3.5	Scored 10+ in every game this year
G 0 Hunter Cattoor	6-3	200	Sr.	Orlando, Fla.	10.0	4.0	40.6 3FG% (26-64)
G 13 Darius Maddox	6-5	180	Jr.	Bowie, Md.	9.3	3.3	6 games of 10+ points this season
F 25 Justyn Mutts	6-7	220	Sr.	Millville, N.J.	12.8	7.9	4 double-doubles
F 21 Grant Basile	6-9	235	Gr.	Pewaukee, Wis.	14.0	5.6	41.3 3FG% (26-63)



### KEY STORYLINES

#### THE SERIES

- Tech will be searching for its first win in the BC series since Jan. 5, 2019 - a 77-66 victory for the Hokies in Blacksburg.
- The Eagles lead the all-time series, 21-13.
- Tech has fallen in its previous three encounters with Boston College, two of which have occurred in Chestnut Hill.
- Prior to the current three-game skid in the series, the Hokies had won five in a row.
- Tech is 4-13 all-time against the Eagles in Chestnut Hill.
- The Hokies will be seeking their first 12-1 start to a season since 2018-19. That year, Tech opened with a

14-1 ledger through its first 15 games.

#### UP TO 21 IN THE AP

- On the strength of its six-game winning streak, Tech has risen to No. 21 in the AP Poll.
- It's the Hokies' 87th appearance all-time in the AP Poll and their highest ranking since being No. 16 on Feb. 22, 2021.
- Tech is 3-4 all-time as the 21st-ranked team.
- Tech is one of four ACC teams ranked this week (Virginia, Duke and Miami).
- The Hokies are also up to No. 19 in the NET and are 3-1 in their Quad 1 games on the season.

#### CLIMBING THE LADDER

- Hunter Cattoor is currently ninth all-time in career 3-pointers made in VT history.

Seasons	Name	3FG
2005-09	A.D. Vassallo	267
2007-11	Malcolm Delaney	264
1986-89	Wally Lancaster	257
2014-18	Justin Bibbs	254
1999-2003	Brian Chase	239
2014-19	Ahmed Hill	230
2000-05	Carlos Dixon	215
2003-07	Zabian Dowdell	210
2019-pr.	Hunter Cattoor	199
2010-14	Jarell Eddie	192

### 2022-23 SCHEDULE

RECORD	11-1
ACC	1-0
NON-CONFERENCE	10-1
HOME	8-0
AWAY	0-1
NEUTRAL	3-0

Date	Opponent	TV	Time/Result
11/7	Delaware State	ACGN	W, 95-57
11/10	Lehigh	ACGN	W, 78-52
11/13	William & Mary	RSN	W, 94-77
11/17	Old Dominion <sup>1</sup>	ESPN2	W, 75-71
11/18	Penn State <sup>1</sup>	ESPN2	W, 61-59
11/20	at College of Charleston <sup>1</sup>	ESPN2	L, 75-77
11/25	Charleston Southern	ACGN	W, 69-64
11/28	Minnesota <sup>2</sup>	ESPN2	W, 67-57

12/4	#18 North Carolina <sup>*</sup>	ACGN	W, 80-72
12/7	Dayton	ACGN	W, 77-49
12/11	Oklahoma State <sup>3</sup>	ESPN2	W, 70-65
12/17	Grambling State	RSN	W, 74-48
12/21	at Boston College <sup>*</sup>	ACGN	6:30 PM
12/31	at Wake Forest	RSN	12 PM

1/4	Clemson <sup>*</sup>	TBD	9 PM
1/7	NC State <sup>*</sup>	RSN	7:30 PM
1/11	at Syracuse <sup>*</sup>	RSN	7:30 PM
1/18	at Virginia <sup>*</sup>	TBD	7 PM
1/21	at Clemson <sup>*</sup>	TBD	6 PM
1/23	Duke <sup>*</sup>	ESPN	7 PM
1/28	Syracuse <sup>*</sup>	ACGN	7 PM
1/31	at Miami <sup>*</sup>	ESPN2	7 PM

2/4	Virginia <sup>*</sup>	TBD	12 PM
2/8	Boston College <sup>*</sup>	ACGN	7 PM
2/11	at Notre Dame <sup>*</sup>	RSN	2 PM
2/15	at Georgia Tech <sup>*</sup>	ACGN	7 PM
2/18	Pitt <sup>*</sup>	ACGN	5 PM
2/21	Miami <sup>*</sup>	TBD	7 PM
2/25	at Duke <sup>*</sup>	ESPN	6/8 PM
2/28	at Louisville <sup>*</sup>	ACGN	9 PM

3/4	Florida State <sup>*</sup>	ESPN/2	TBD
3/7-11	ACC Tournament <sup>4</sup>	ESPN	-

All Times Eastern

\* - ACC Game

1 - Shriners Children's Charleston Classic (Charleston, S.C.)

2 - ACC/Big Ten Challenge (Blacksburg, Va.)

3 - Basketball Hall of Fame Invitational (Brooklyn, N.Y.)

4 - New York Life ACC Tournament (Greensboro, N.C.)



### CONTACT INFO

**Brian Cox** | Phone: (540) 250-0624  
Email: bcox90@vt.edu  
Associate AD, Creative Communications

**Will Copeland** | Phone: (757) 814-0930  
Email: cwil199@vt.edu  
Assistant Director, Creative Communications

## QUICK FACTS

### THE BASICS

University Name: Virginia Tech  
 Location: Blacksburg, Va.  
 Founded: 1872  
 Enrollment: 37,000  
 President: Dr. Tim Sands  
 Director of Athletics: Whit Babcock  
 Nickname: Hokies  
 Mascot: Hokie Bird  
 Colors: Chicago Maroon and Burnt Orange  
 Affiliation: NCAA Division I  
 Conference: Atlantic Coast (18th Season)

### FACILITY FACTS

CASSELL COLISEUM  
 Capacity: 8,925  
 Record in Arena: 643-208 (.756)  
 Largest Crowd: 11,500 (vs. Purdue, Dec. 3, 1966)

### TEAM INFORMATION

2021-22 Record: 23-13  
 Home/Away/Neutral: 11-4/7-6/5-3  
 Conference Record: 11-9  
 Home/Away: 6-4/5-5  
 Conference Finish: 7th  
 Conference Tournament: Champion  
 Starters Returning/Lost: 2/3  
 Letterwinners Returning/Lost: 6/6  
 Newcomers: 9

Total seasons: 115  
 First season: 1908-09  
 All-Time Record: 1,529-1,257  
 All-Time ACC Record: 139-169  
 All-Time ACC Tournament Record: 14-17  
 ACC Championship Game Appearances (Titles): 1 (1 - 2022)  
 NCAA Tournament Appearances (Last): 13 (2022)  
 All-Time NCAA Record: 8-13



## MEDIA INFORMATION

### CREDENTIALS

Outlets interested in obtaining credentials to cover Virginia Tech basketball home games must apply for credentials via: [media.hokiesports.com/credentials](http://media.hokiesports.com/credentials).

You may also email: [bcox90@vt.edu](mailto:bcox90@vt.edu).

All credentials for Virginia Tech home games this season will be issued on a single-game basis, and media seating is extremely limited.

### INTERVIEW POLICY

During ACC play, Mike Young conducts weekly media press conferences, via Zoom. To request the Zoom link for a particular week, please email Brian Cox ([bcox90@vt.edu](mailto:bcox90@vt.edu)).

**Gamedays:** Coach Mike Young and select players will be available to the media following a 10-minute cooling off period after the game. For home games, interviews of Coach Young and players will be conducted in-person in the Cassell Coliseum media center.

**Non-Gamedays:** All coach and player interview requests need to be arranged through the Virginia Tech Creative Communications Office - contact Brian Cox (c. 540-250-0624; e. [bcox90@vt.edu](mailto:bcox90@vt.edu)). Players and coaches should not be contacted directly under any circumstances.



## 2022-23 VIRGINIA TECH NUMERICAL ROSTER

No.	Name	Cl.	Pos.	Ht.	Wt.	Hometown	Previous School
0	Hunter Cattoor	Sr.	G	6-3	200	Orlando, Fla.	Bishop Moore
1	Rodney Rice	Fr.	G	6-4	195	Clinton, Md.	DeMatha Catholic
2	MJ Collins	Fr.	G	6-4	190	Clover, S.C.	Combine Academy
3	Sean Pedulla	So.	G	6-1	195	Edmond, Okla.	Edmond Memorial
4	Darren Buchanan Jr.	Fr.	F	6-7	235	Washington, D.C.	Woodrow Wilson
5	Patrick Wessler	Fr.	C	7-0	245	Matthews, N.C.	Combine Academy
10	Camden Johnson	So.	G	6-1	185	Waxhaw, N.C.	Metrolina Christian Academy
11	John Camden	r-Fr.	F	6-8	215	Downingtown, Pa.	Memphis
13	Darius Maddox	Jr.	G	6-5	180	Bowie, Md.	Oak Hill Academy
14	Owyn Dawyot	Fr.	G	6-2	190	Roanoke, Va.	Cave Spring
15	Lynn Kidd	Jr.	C	6-10	235	Gainesville, Fla.	Clemson
21	Grant Basile	Gr.	F	6-9	235	Pewaukee, Wis.	Wright State
25	Justyn Mutts	Sr.	F	6-7	220	Millville, N.J.	Delaware
33	Michael Ward	Fr.	G	6-2	175	Bethesda, Md.	Walt Whitman
34	Mylyjael Poteat	Jr.	F	6-9	265	Reidsville, N.C.	Rice

## COACHING & SUPPORT STAFF

**Head Coach:** Mike Young (Emory & Henry, 1986)  
**Record at VT:** 65-37 (4th Year)  
**Overall Record:** 364-281 (21st Year)  
**Associate Head Coach:** Mike Jones (2nd Year)  
**Assistant Coach:** Christian Webster (7th Year)  
**Assistant Coach:** Kevin Giltner (4th Year)  
**Chief of Staff:** Stephanie Ballein (4th Year)  
**Special Assistant for Recruiting:** Matt Olinger (4th Year)  
**Director of Player Personnel:** Ryan Nadeu (5th Year)  
**Special Assistant to the Head Coach:** Ace Custis (4th Year)  
**Strength & Conditioning:** David Jackson (15th Year)  
**Athletic Trainer:** Hisham Ziyout (4th Year)

## PRONUNCIATION GUIDE

Hunter Cattoor	cuh-TOUR
Sean Pedulla	puh-DOOL-uh
Darren Buchanan Jr.	DARE-in BUH-can-in
Patrick Wessler	WES-lerr
Darius Maddox	Mad-DOCKS
Owyn Dawyot	Doy-YACHT
Grant Basile	buh-ZILLY
Justyn Mutts	JUST-in
Mylyjael Poteat	Muh-LIE-juh! POH-teet

## ROSTER BY CLASS

Freshmen (7)	Sophomores (2)	Juniors (3)	Seniors (3)
Darren Buchanan Jr.	Camden Johnson	Lynn Kidd	Grant Basile <sup>^</sup>
John Camden*	Sean Pedulla	Darius Maddox	Hunter Cattoor
MJ Collins		Mylyjael Poteat	Justyn Mutts
Owyn Dawyot			
Rodney Rice			
Michael Ward			
Patrick Wessler			

\* = Redshirt  
<sup>^</sup> = Graduate Student

## SOCIAL



## BY THE NUMBERS

# 2

Virginia Tech joins Ohio State as one of only **two schools** in the country to have its MBB, WBB, wrestling, and men's and women's swim and dive programs ranked in the Top 25.

# 2

Wednesday's trip to Chestnut Hill marks the Hokies' **second true road game** of the season. The first came on Nov. 20 at College of Charleston - Tech's lone loss of the season.

# 7

Tech enters Wednesday's game **seventh** in the country in **assist/turnover ratio** (1.62).

## NOTEWORTHY

### MVP IN BROOKLYN

- Sean Pedulla was named MVP of the Basketball Hall of Fame Invitational game between Virginia Tech and Oklahoma State.
- The sophomore point guard, who hails from Edmond, Oklahoma, tallied 16 points, five rebounds and four assists against the Cowboys.
- He has reached double-figure scoring in each of his first 12 games of the season. Pedulla is the first Hokie to do that since Nickeil Alexander-Walker scored double figures in his first 13 games of the 2018-19 season.
- Below is a chart of the sophomores in the country who have increased their points per game from a season ago by double digits. Pedulla ranks 10th overall and the only Power 5 player.

Player	School	21-22	22-23	Change
Brandin Podziemski	Santa Clara	1.4	18.4	+17.0
Ty Johnson	UC Davis	0.9	16.6	+15.7
Zhuric Phelps	SMU	3.8	19.5	+15.7
Javon Small	East Carolina	2.0	17.6	+15.6
Abdoulaye Thiam	High Point	0.8	15.7	+14.9
Bryce Hopkins	Providence	2.1	15.7	+13.6
Curtis Jones	Buffalo	2.5	14.9	+12.4
Davon Barnes	Texas Southern	2.1	14.3	+12.2
Keshon Gilbert	UNLV	2.6	14.6	+12.0
Sean Pedulla	Virginia Tech	5.4	17.3	+11.9
Noah Reynolds	Wyoming	2.9	14.1	+11.2
Javian McCollum	Siena	6.7	16.7	+10.0

### PLAYING WITH A LEAD

- The Hokies found themselves in an unfamiliar situation early in Saturday's contest, as Grambling State led 23-13 in the first half. That was only the second time Tech had trailed by double digits this season (13 at College of Charleston).
- Grambling State, which posed an obvious defensive threat with the nation's 13th-best field-goal percentage defense entering the game, started the game well offensively - shooting 8-10 from the floor.
- Tech was able to regain its normal cushion

courtesy of a 16-0 run later in the first half, which was supplemented by eight points from Sean Pedulla.

- Through 2,400 minutes of play in 12 games, Tech has only trailed for 45:16 of the season. In three games (Lehigh, William & Mary and Penn State), the Hokies have not trailed.

### SHARING THE ROCK

- Tech recorded 19 assists, which is tied for the most by the Hokies in a game this season (William & Mary).
- The Hokies assisted on 73.1% of its baskets Saturday night, which is a season best and the most since they assisted on 87% of their baskets against Syracuse on Feb. 12, 2022.
- Pedulla led Virginia Tech with six assists, marking his third game with 6+ assists this season. His overall stat line of 21 points, six assists and five boards was his first career game of 20+ points, 5+ rebounds and 5+ assists.

### HISTORY OF 11-1 STARTS

- The Hokies are off to a 11-1 start for the first time under Coach Young.
- Below is a chart of Tech's all-time 11-1 starts.
- It's the 11th time the Hokies have begun a season 11-1.
- Tech has only moved to 12-1 six times in program history.

Season	Final Record	Postseason
2022-23	-	TBD
2018-19	26-9	No. 4 seed; NCAAs
2016-17	22-11	No. 9 seed; NCAAs
2009-10	25-9	NIT
1995-96	23-6	No. 9 seed; NCAAs
1982-83	23-11	NIT
1981-82	20-11	NIT
1977-78	19-8	-
1918-19	18-4	-
1916-17	17-2	-
1910-11	11-1	-

### VALUE THE BALL

- An emphasis in Coach Young's system is valuing the basketball, thus limiting turnovers.
- Through 12 games, the Hokies are averaging 9.1 turnovers per game, which ranks first in the country.
- Tech ranks seventh nationally in assist/turnover ratio (1.62).

### FIVE STRAIGHT TICKETS PUNCHED

- The Hokies are among the nation's leaders in active NCAA Tournament appearances. With their program record fifth straight appearance locked up in 2022, they own the eighth-longest active streak. It's the second-longest among ACC programs.

School	Streak	Conference
Kansas	32	Big 12
Michigan State	24	Big Ten
Gonzaga	23	WCC
North Carolina	11	ACC
Villanova	9	BIG EAST
Purdue	7	Big Ten
Michigan	6	Big Ten
Virginia Tech	5	ACC

- A pretty remarkable turnaround for a program that prior to 2017 had only gone to the NCAA Tournament once (2007) in 20 years.

### TRACKING THE TREY

- Coach Young's last four teams at Wofford all finished inside the top 10, nationally, in 3-point field-goal percentage.
- With three Hokies shooting over 40% from three, Tech made a big jump in this category in 2021-22.

Season	School	3FG%	Rank
2022-23	Virginia Tech	35.9	101st
2021-22	Virginia Tech	39.2	3rd
2020-21	Virginia Tech	35.4	95th
2019-20	Virginia Tech	35.2	81st
2018-19	Wofford	41.4	2nd
2017-18	Wofford	41.3	5th
2016-17	Wofford	40.3	7th
2015-16	Wofford	40.8	8th

### TRIO OF TRANSFERS

- Tech landed Grant Basile (Wright State), John Camden (Memphis) and Mylyjael Poteat (Rice) out of the transfer portal in the offseason.
- Basile is the favorite to replace two-time All-ACC honoree Keve Aluma at the five position for the Hokies. The 6-foot-9 forward is versatile and has 3-point range, which will once again provide VT the opportunity to space the floor with all five starters having the green light from three.
- Camden will add depth at the wing, playing the three and the four positions for Tech. At 6-foot-8, Camden gives VT the option to play big when he slides over to the three



- position. He will be another sharpshooter to add to the Hokies' already potent outside attack.
- Poteat has perhaps been the biggest surprise among the transfers. His footwork and hands have drawn praise from Coach Young over the summer. He will primarily play at the five position for Tech.

## DEPTH ON THE FRONT LINE

- As opposed to last year, the Hokies should have significant depth in the frontcourt this season.
- "We're deeper on the front line than we've ever been," Young said at ACC Tipoff in Charlotte. "We were thin as nickel soup last year in the frontcourt after Mutts and Aluma. But I am comfortable with Darren Buchanan, John Camden. ... And ... Mylyjael and Lynn Kidd ... are going to help our team — big, strong, athletic people. Lynn Kidd's an amazing athlete. Mylyjael Poteat is just a physical person that can run. He's got exceptional hands."

## SIZING US UP

- Entering the 2022-23 season, Tech will feature seven scholarship players at 6-foot-7 or taller.
- That figure ties for the second-most since the start of the Seth Greenberg era. ~ h/t David Cunningham

Season	# of players 6-7 or taller	Players
2003-04	5	Calloway, Matthews, McCandies, Dixon, Collins
2004-05	7	Witherspoon, Washington, Krabbendam, Calloway, Dixon, Collins, Tucker
2005-06	8	Witherspoon, Washington, Krabbendam, Vinson, Calloway, Collins, Diakite, Tucker
2006-07	7	Washington, Krabbendam, Vinson, Witcher, Collins, Diakite, Tucker
2007-08	5	Allen, Washington, Vinson, Witcher, Diakite
2008-09	6	Allen, Davila, Vinson, Witcher, Diakite, Swindle
2009-10	6	Allen, Raines, Davila, Witcher, Atkins, Swindle
2010-11	6	Allen, Chaney, Raines, Davila, Atkins, Eddie
2011-12	6	Van Zegeren, Raines, Davila, Finney-Smith, Eddie, Barksdale
2012-13	5	Van Zegeren, Raines, Eddie, Wood, Barksdale
2013-14	7	Van Zegeren, Raines, Kirby, Eddie, Thompson, Wood, Barksdale
2014-15	3	Henry, Van Zegeren, Pierce
2015-16	5	Henry, Pierce, Hamilton, Blackshear Jr., LeDay
2016-17	2	Sy, LeDay
2017-18	2	Fullard, Blackshear Jr.
2018-19	1	Blackshear Jr.
2019-20	3	Nolley, Ojiako, Johnson
2020-21	5	Ojiako, Aluma, N'Guessan, Pemsli, Mutts
2021-22	6	N'Guessan, Haynes, Kidd, Ojiako, Aluma, Mutts
2022-23	7	Kidd, Basile, Poteat, Camden, Buchanan Jr., Wessler, Mutts

## BASILE THE PERFECT FIT

- More than 50 schools reached out to Grant Basile when he went into the transfer portal last spring. After his latest outing - a 23-point, 10-rebound performance against Dayton, Basile continues to deliver at a high rate for the Hokies.
- "He's just the perfect fit to go along with the other four starters that we have and the rest of the team," Sean Pedulla said. "Just a completely unselfish guy, a very team-oriented guy. And like the rest of us, he gets excited when other people play well and we're all excited when he plays well. Just a great overall fit."

## JUSTYN MUTTS: A MAN OF THE PEOPLE

- Mutts has a special place in his heart for mentoring the youth. Recently, the senior forward has been involved with the West End Center for Youth in Roanoke, Virginia, hosting clinics and mentoring young people.
- "Being a basketball player at a big-time program like Virginia Tech, I can use my platform to my advantage," Mutts pointed out. "When I talk, the kids listen intently and give me their full attention when I offer advice or words of wisdom. I know I had a mentor when I was around the middle school age, and this person was an extremely influential person in my life that helped guide me down the right path. That's exactly who I want to be for these kids."



## STANDINGS

TEAM	OVERALL	ACC	PCT
1. Miami	11-1	2-0	.917
2. <b>Virginia Tech</b>	<b>11-1</b>	<b>1-0</b>	<b>.917</b>
3. Virginia	8-1	1-0	.889
4. Duke	10-2	1-0	.833
5. Clemson	9-3	1-0	.750
6. Pitt	8-4	1-0	.667
7. Syracuse	8-4	1-0	.667
8. North Carolina	8-4	1-1	.667
9. Florida State	3-10	1-1	.231
10. Wake Forest	8-4	0-1	.667
11. Georgia Tech	7-4	0-1	.636
Notre Dame	7-4	0-1	.700
13. Boston College	6-6	0-1	.500
14. NC State	10-3	0-2	.769
15. Louisville	2-9	0-2	.182

## PREDICTED ORDER OF FINISH

TEAM (FIRST-PLACE VOTES)	POINTS
1. North Carolina (90)	1504
2. Duke (2)	1339
3. Virginia (6)	1310
4. Miami (2)	1138
5. Florida State	1064
6. Notre Dame	971
7. <b>Virginia Tech (1)</b>	<b>921</b>
8. Syracuse	700
9. Wake Forest	672
10. NC State	548
11. Clemson	528
12. Louisville	477
13. Boston College	368
14. Pitt	320
15. Georgia Tech	260

## PRESEASON ALL-ACC TEAM

### First Team

Armando Bacot, North Carolina  
 Isaiah Wong, Miami  
 Caleb Love, North Carolina  
 Terquavion Smith, NC State  
 Jeremy Roach, Duke

### Second Team

Jayden Gardner, Virginia  
 Dereck Lively II, Duke  
**Justyn Mutts, Virginia Tech**  
 PJ Hall, Clemson  
 RJ Davis, North Carolina

## PRESEASON ACC PLAYER OF THE YEAR

Armando Bacot, North Carolina

## PRESEASON ACC FRESHMAN OF THE YEAR

Dereck Lively II, Duke





## TEAM COMPARISON

VT	Stat	BC
76.3	Points Per Game	63.8
62.3	Opponents Points Per Game	67.1
+14.0	Scoring Margin	-3.3
35.5	Rebounds Per Game	34.4
+2.4	Rebounding Margin	-0.7
.488	FG Percentage	.414
.409	FG Percentage Defense	.437
.359	3FG Percentage	.276
.308	3FG Percentage Defense	.366
8.3	3FG Made Per Game	4.8
.733	FT Percentage	.667
14.8	Assists Per Game	9.5
9.1	Turnovers Per Game	12.6

## ELITE COMPANY

- Tech's Mike Young joined an elite group of head coaches who have won an ACC tournament title within the first three seasons at their respective school.

Coach	School	Year (#)
Vic Bubas	Duke	1960 (1)
Jim Valvano	NC State	1983 (3)
Press Maravich	NC State	1965 (1)
Terry Holland	Virginia	1976 (2)
Bill Guthridge	North Carolina	1998 (1)
Jim Larrañaga	Miami	2013 (2)
Mike Young	Virginia Tech	2022 (3)

- With the win against Duke, Young improved to 6-0 in conference tournament championship games. His six titles are as many as Michigan State's Tom Izzo and one more than Syracuse's Jim Boeheim.

## RAVE REVIEWS FOR POTEAT

- Junior forward Mylyjael Poteat has been a pleasant surprise for Coach Young.
- "He's got unbelievable hands," Young said of Poteat. "Much, much better feet. I liked him coming out of high school and I called him three or four times. ... He's gonna help us win. He's big and he's physical and he's not afraid of contact. He knows who he is as a player, and I think that's a benefit of playing college basketball for two years."

## NO CEILING

- Although the Hokies feature nine new faces in 2022-23, Justyn Mutts believes this group can be even better than last year.
- "There is no ceiling. I think our team is so diverse and so talented and so dynamic that if we really start to click the way I feel we can, it'll be scary. Just the way we defend, the way we can make shots, the way we can get to the basket or space it out or our pace of offense. I think once we really start clicking on all cylinders with the relationships that we have as people off the court, it'll be a lot of fun."

## 1-800-TRIFECTA

- Tech's trio of Hunter Cattoor, Darius Maddox and Sean Pedulla all shot above 40% from three last season (min. 30 makes).

Player	3FGM - 3FGA	3FG%
Hunter Cattoor	83-199	41.7
Darius Maddox	40-79	50.6
Sean Pedulla	34-76	44.7

- Cattoor's 83 makes led all Hokies and were tied for the fourth-most threes made in a single season in program history.
- Cattoor also ranks ninth all-time in career 3-pointers made at VT with 199. The record is held by A.D. Vassallo at 267.
- As a team, the Hokies buried 319 treys in 2021-22 - the second-most in a single season in Tech history.
- Two of the Hokies' three best single-season marks have come under Coach Young.

Season	3FG	3FG%
2018-19	327	39.4
2021-22	319	39.2
2019-20	315	35.2

## J-MUTTY: THE ULTIMATE SCHOLAR

- Justyn Mutts, the ACC's Skip Prosser Award winner last season, embarks on his 11th semester in college - having already earned a bachelor's degree and two master's degrees.
- He's currently enrolled in human development - his second undergraduate program.

## DO IT FOR THE CITY

- Justyn Mutts has his sights set on a third consecutive trip to the Big Dance in March. However, getting there isn't the end goal.
- "I've never won a game in March Madness," Mutts said. "That's definitely a huge thing for me this year. We need multiple wins [in the NAAs], just for the city. Blacksburg, they deserve it [for] the love that they show us."

## DEPENDABLE DEFENDERS

- Hunter Cattoor almost always draws the assignment of guarding the opposing team's best guard or wing.
- He's come a long way in that department, as Coach Young has gone on record of saying "he couldn't guard me" when Cattoor first arrived in Blacksburg.
- Combined with Justyn Mutts, who is as good of a defender as Young has ever coached, the Hokies have two elite leaders on the defensive side of the ball.

## MEMORABLE YEAR

- Saturday's game vs. Grambling State was Virginia Tech's final home game of 2022. Tech posted a 14-3 record inside of Cassell Coliseum in the calendar year.
- The Hokies are 8-0 at home this season and riding a nine-game win streak in their home quarters dating back to last season.



The 2022-23 season marks the 21st for Mike Young as a head coach.

## SPECIALTY STAT TRACKER

Opponent	Off TOs	Paint	2nd Chance	FB	Bench
Delaware State	18	28	16	8	19
Lehigh	16	40	4	2	17
William & Mary	14	24	14	6	21
Old Dominion	6	28	8	2	19
Penn State	8	40	11	2	10
at College of Charleston	15	44	9	7	5
Charleston Southern	14	40	8	8	11
Minnesota	13	40	13	2	15
North Carolina	10	42	8	10	12
Dayton	10	36	7	2	14
Oklahoma State	19	24	10	7	12
Grambling State	23	24	9	3	15
at Boston College					
at Wake Forest					
Clemson					
NC State					
at Syracuse					
at Virginia					
at Clemson					
Duke					
Syracuse					
at Miami					
Virginia					
Boston College					
at Notre Dame					
at Georgia Tech					
Pitt					
Miami					
at Duke					
at Louisville					
Florida State					
<b>Total +/-</b>	<b>+35</b>	<b>+70</b>	<b>-12</b>	<b>-9</b>	<b>-102</b>
<b>Season Highs</b>	<b>23</b>	<b>44</b>	<b>16</b>	<b>10</b>	<b>21</b>

## FAST BREAK

Tech has registered **two** wins over Top-5 programs under head coach Mike Young - most recently an 81-73 win over No. 3 Villanova on Nov. 28, 2020.

## SCHOOL RECORDS

### INDIVIDUAL

Games Played (Season)	36, by 5 players
Games Started (Season)	36, by 5 players
Games Played (Career)	136, Malcolm Delaney (2007-11)
Games Started (Career)	126, Dell Curry (1982-86); Bobby Beecher (1982-86)
Consecutive Starts	123, Ace Custis (1993-97)
Minutes Played (Game)	55, by 3 players
Minutes Played (Season)	1,300, Malcolm Delaney (2010-11), 34 games
Minutes Played (Highest Season Average)	38.6, Jay Purcell (1991-92), 28 games
Minutes Played (Career)	4,688, Malcolm Delaney (2007-11)
Minutes Played (Highest Career Average)	35.1, Dale Solomon, 1978-82
Points (Overall Game)	52, Allan Bristow vs. George Washington (2-21-73)
Points (ACC Game)	37, Malcolm Delaney vs. Clemson (1-29-09)
Points (ACC Tournament Game)	32, Jalen Hudson vs. Wake Forest (3-10-15)
Points (NCAA Tournament)	29, Glen Combs vs. Indiana (3-17-67)
Points (NIT)	33, A.D. Vasallo vs. Duquesne (3-18-09)
Points (Season)	801, Erick Green (2012-13), 32 games
Points (ACC Season)	469, Erick Green (2012-13), 18 games
Points (Season Average)	26.6, Bimbo Coles (1988-89), 27 games
Points (Double-Figure Games, Season)	34, Dell Curry (1983-84), 35 games
Points (Career)	2,484, Bimbo Coles (1986-90)
Points (Career Average)	23.1, Allan Bristow (1970-73)
Points (Double-Figure Games, Career)	115, Dell Curry (1982-86)
Field Goals Made (Game)	22, Allan Bristow vs. George Washington (2-21-73)
3-Pointers Made (Game)	9, Hunter Cattoor at Florida State (1-29-22); Justin Robinson vs. Syracuse (1-26-19)
Field Goals Made (Season)	305, Dell Curry (1985-86), 30 games
3-Pointers Made (Season)	106, Wally Lancaster (1987-88), 29 games
Field Goals Made (Career)	1,021, Dell Curry (1982-86)
3-Pointers Made (Career)	267, A.D. Vasallo (2005-09)
Free Throws Made (Game)	20, by 3 players
Free Throws Made (Season)	230, Malcolm Delaney (2009-10), 33 games
Free Throws Made (Career)	721, Malcolm Delaney (2007-11)
Rebounds (Game)	36, Chris Smith vs. Washington & Lee (1-9-59)
Rebounds (Season)	495, Chris Smith (1959-60), 26 games
Rebounds (Career)	1,508, Chris Smith (1957-61)
Assists (Game)	12, by 3 players
Assists (Season)	192, Dave Sensibaugh (1975-76), 28 games
Assists (Career)	547, Bimbo Coles (1986-90)
Steals (Game)	8, by 3 players
Steals (Season)	94, Jamon Gordon (2006-07), 34 games
Steals (Career)	295, Dell Curry (1982-86)
Blocks (Game)	9, Roy Brow vs. James Madison (12-6-86); vs. Baptist College (12-12-87)
Blocks (Season)	100, Roy Brow (1987-88), 28 games
Blocks (Career)	251, Roy Brow (1984-88)
<b>TEAM</b>	
Points (Game)	141, vs. Southern Miss (2-6-88)
Points (Season)	2,646, 1987-88, 29 games
Field Goals Made (Game)	52, vs. VMI (2-20-59)
Field Goals Made (Season)	1,058, 1983-84, 35 games
FG Percentage (Game)	.722 (39-54), vs. Syracuse (1-28-76)
FG Percentage (Season)	.517 (1,030-1,993), 1981-82
3-Pointers Made (Game)	21, vs. Delaware State (11-20-19)
3-Pointers Made (Season)	327, 2018-19, 35 games
3FG Percentage (Game)	.720 (18-25), at Florida State (1-29-22)
3FG Percentage (Season)	.403 (290-720), 2016-17
Rebounds (Game)	83, vs. VMI (2-19-61)
Assists (Game)	36, vs. The Citadel (11-12-17)
Steals (Game)	21, at Clemson (2-8-06)
Blocks (Game)	15 (2x), last vs. VMI (12-9-09)

## 2022-23 HONORS WATCH



### Justyn Mutts

ACC Preseason Voting

- Second-Team All-ACC

Naismith Memorial Basketball Hall of Fame

- Karl Malone Award Watch List

Shriners Children's Charleston Classic

- All-Tournament Team

ACC Player of the Week

- Dec. 5 (21.5 ppg, 10.0 rpg, 65.5 FG%)

### Sean Pedulla

Basketball Hall of Fame Invitational

- MVP vs. Oklahoma State (16p, 5r, 4a)



## GLUE GUY

- Jon Rothstein voted Justyn Mutts as one of his top-10 “glue guys” heading into the 2022-23 season.



## WINNINGEST STRETCH IN PROGRAM HISTORY

- Tech has racked up 143 wins over the last seven seasons, which is tied for the winningest stretch in program history.



- Between 1979 and 1986, VT also recorded 143 wins.
- The Hokies will need 23 wins or more in 2022-23 to break the best eight-season stretch in program history.

Season	Head Coach	Record
2015-16	Buzz Williams	20-15
2016-17	Buzz Williams	22-11
2017-18	Buzz Williams	21-12
2018-19	Buzz Williams	26-9
2019-20	Mike Young	16-16
2020-21	Mike Young	15-7
2021-22	Mike Young	23-12
2022-23	Mike Young	11-1

- Five of those seven seasons have resulted in an NCAA tournament appearance.

## LEADING AT THE BREAK

- Over the last three seasons, Tech is 42-6 when leading at halftime.
- The Hokies are 55-10 in the Mike Young era when up at half.

## NATIONAL POLLS

### ASSOCIATED PRESS POLL

Updated: December 19

Rank	School	Record	Points
1	Purdue (40)	11-0	1502
2	UConn (21)	12-0	1482
3	Houston	11-1	1374
4	Kansas	10-1	1290
5	Arizona	10-1	1269
6	Virginia	8-1	1195
7	Texas	9-1	1064
8	Tennessee	9-2	1024
9	Alabama	9-2	1021
10	Arkansas	10-1	1004
11	Gonzaga	9-3	895
12	Baylor	8-2	873
13	UCLA	10-2	871
14	Duke	10-2	819
15	Mississippi State	11-0	623
16	Illinois	8-3	528
17	Wisconsin	9-2	432
18	Indiana	8-3	408
19	Kentucky	7-3	370
20	TCU	9-1	358
<b>21</b>	<b>Virginia Tech</b>	<b>11-1</b>	<b>297</b>
22	Miami	11-1	208
23	Auburn	9-2	118
24	Marquette	9-3	116
25	Arizona State	11-1	98

**Receiving Votes:** Maryland 78, West Virginia 74, Xavier 71, Charleston 68, New Mexico 64, Memphis 59, North Carolina 36, Ohio State 33, Iowa State 26, Iowa 21, San Diego State 16, Texas Tech 10, Utah State 10, Michigan State 7, USC 7, Kansas State 5, Saint Mary's 1

**Dropped from Rankings:** Maryland 20, Ohio State 23

### USA TODAY COACHES' POLL

Updated: December 19

Rank	School	Record	Points
1	Purdue (24)	11-0	789
2	UConn (7)	12-0	767
3	Houston	11-1	726
4	Kansas (1)	10-1	693
5	Arizona	10-1	641
6	Virginia	8-1	638
7	Texas	9-1	573
8	Arkansas	10-1	519
9	UCLA	10-2	500
10	Alabama	9-2	481
11	Tennessee	9-2	480
12	Gonzaga	9-3	469
13	Baylor	8-2	468
14	Duke	10-2	439
15	Mississippi State	11-0	281
16	Illinois	8-3	225
	Kentucky	7-3	225
18	Wisconsin	9-2	219
19	TCU	9-1	180
<b>20</b>	<b>Virginia Tech</b>	<b>11-1</b>	<b>175</b>
21	Indiana	8-3	173
22	Miami	11-1	150
23	Maryland	8-3	94
24	Auburn	9-2	91
25	Marquette	9-3	89

**Receiving Votes:** Ohio State 45, West Virginia 37, Xavier 33, Arizona State 33, Iowa 30, New Mexico 21, Charleston 19, North Carolina 18, Iowa State 18, Memphis 15, Kansas State 13, Utah State 9, Saint Mary's 6, San Diego State 6, Michigan State 4, USC 4, Texas Tech 3, Florida Atlantic 1

**Dropped from Rankings:** Ohio State 21

### TRACKING TECH

	AP	Coaches
Preseason	RV	RV
11/14	RV	RV
11/21	RV	RV
11/28	RV	-
12/5	RV	RV
12/12	24	T23
12/19	21	20
12/26	-	-
1/2	-	-
1/9	-	-
1/16	-	-
1/23	-	-
1/30	-	-
2/6	-	-
2/13	-	-
2/20	-	-
2/27	-	-
3/6	-	-
3/13	-	-
Final	-	-

#### Ratings Tracker (through December 19)

ESPN.com BPI	33
KenPom.com	24
Massey	16
NCAA NET Rankings	19
Sagarin	30

#### Virginia Tech's "Best" NET Wins:

North Carolina	25
Penn State	41
Oklahoma State	46





**NOTEWORTHY**

**WHERE ARE THEY NOW?**

- The Hokies lost 54.5% of their scoring from a year ago.
- Below is a rundown of where the letterwinners lost are now.

Name	Points	Current Team
Keve Aluma	567	Niigata (Japan)
Nahiem Alleyne	346	UConn
Storm Murphy	288	Medipolis SC Jena (Germany)
David N'Guessan	132	Kansas State
John Ojiako	47	George Mason
Jalen Haynes	7	ETSU
Ben Varga	3	No longer playing basketball

**MUTTS DISHING IT OUT WITH THE BEST OF THEM**

- Justyn Mutts was among the nation's leaders in assists from the forward position last season.
- He tied for fourth in the country with 124 assists. Ironically, the person he tied was the No. 1 pick in the 2022 NBA Draft.

Name	Assists	Team
Tosan Evbuomwan	142	Princeton
Kyle Rode	140	Liberty
Jalen Slawson	125	Furman
Justyn Mutts	124	Virginia Tech
Paolo Banchemo	124	Duke

**50TH ANNIVERSARY OF '73 NIT CHAMPIONSHIP TEAM**

- The 2022-23 season marks the 50th anniversary of the 1973 NIT championship team.
- It was the first postseason championship in program history.
- The Hokies captured the tournament by winning four games by a combined five points at Madison Square Garden in New York City.

Opponent	Score	Date
New Mexico	W, 65-63	3/18/73
Fairfield	W, 77-76	3/22/73
Alabama	W, 74-73	3/24/73
Notre Dame	W, 92-91 (OT)	3/25/73

- Bobby Stevens drained the game-winning basket as time expired to lift the Hokies over Notre Dame in the final.

**DANCIN' IN BACK-TO-BACK SEASONS**

- In previous seasons in Virginia Tech history, the fastest head coach to make the NCAA Tournament was in Year Three. Those Hokies were Howie Shannon, Charlie Moir and Buzz Williams.
- Therefore, with Mike Young doing so in Year Two, he became the fastest Tech coach to make The Dance.
- The Hokies have also never had a head coach lead them to the NCAA Tournament in two of their first three seasons.
- Mike Young becomes just the third head coach in program history to register multiple trips to the NCAA Tournament, joining Charlie Moir and Buzz Williams.
- Here's a rundown of the head coaches who have guided Tech to the NCAA Tournament.

Head Coach	NCAAT Years	# of App.
Charlie Moir	1979, 1980, 1985, 1986	4
Buzz Williams	2017, 2018, 2019	3
Mike Young	2021, 2022	2
Don DeVoe	1976	1
Bill Foster	1996	1
Seth Greenberg	2007	1
Howie Shannon	1967	1

**HOKIE CENSUS**

- Tech has 15 players on the squad who represent nine states and Washington, D.C.
- Maryland and North Carolina lead the way

with three players apiece, followed by Florida (two).

**50 SPOT**

- Tech shot over 50 percent in a game five times during the 2020-21 season - going 5-0.
- Since Young got to Blacksburg, the Hokies are 28-3 in contests shooting 50 percent or greater - only losses: vs. BYU (11/27/19), vs. Miami (1/26/22), at College of Charleston (11/20/22).
- Since the 2010-11 season, Tech is 99-14 when shooting 50 percent or better.


**RANKED WINS BECOMIN' COMMON**

- Tech had four ranked wins in 2020-21, tying the most-ever in school history (set 2017-18).
- The Hokies notched their first two of the 2021-22 season in Brooklyn against No. 25 North Carolina in the ACC semifinals and No. 7 Duke in the championship game.
- Tech's 80-72 win over No. 18 North Carolina on Dec. 4 was the Hokies' first ranked win of the 2022-23 season.

**ONE BIG FAMILY**

- The camaraderie between the VT men's and women's basketball teams as described by Hunter Cattoor:
- "I'd say it's like a whole big family there. We play and practice in the same facility, so we see them every day, whether that's working out on our own time or during lift and practice. We see them all around. We're saying hey to them. I know Coach Brooks is doing a great job over there with that team. But I look at them as family. ... I think it's great for both programs to be together and support each other and want each other to do well."





CASSELL COLISEUM - RENDERING OF PROPOSED \$75 MILLION-PLUS RENOVATION OF VIRGINIA TECH'S HOME VENUE

**REACH FOR EXCELLENCE**


- Virginia Tech announced on April 20, 2021 a \$400 million fundraising campaign to propel Hokie sports to the forefront of the Atlantic Coast Conference, prepare generations of student-athletes for success in life, and raise the university's profile nationwide.
- The campaign will leverage the momentum of recent successes on the field and in fundraising, such as adding about 10,000 more Hokie Club members in the past five years and opening the Student-Athlete Performance Center, thanks to a record gift. Still, leaders acknowledged that the athletics enterprise needs an infusion of revenue in order to compete at the top of the ACC.
- The budget increase will support athletics in three primary areas: facilities, coaching, and the student-athlete experience.



- The Reach for Excellence campaign has five main pillars, which are:
  - A football enhancement fund to build a program that consistently competes at the top of the ACC, by allotting \$30 million over time for recruiting, assistant coaches' salaries, quality-control coaches, player development, and capital needs.
  - Renovations to improve Cassell Coliseum, with at least \$50 million to be raised privately.
  - The Drive for 25 initiative to increase Hokie Club membership to 25,000 and raise \$20 million annually for student-

athlete scholarships.

- Striving for comprehensive excellence for all sports by providing operating expenses, facility improvements, nutritional and strength and conditioning programs, and more.
- Increasing the number of student-athlete scholarship endowments to expand capacity to support students and broaden reach in recruiting.
- When it's filled with nearly 10,000 fans cheering the Hokies to victory in the last seconds of a basketball game, Cassell Coliseum is an amazing sight. But when it's empty, the home of Virginia Tech basketball, volleyball, and wrestling shows its age. Built in the early 1960s, the Coliseum is due for an extensive renovation.
- Plans call for a completely redesigned experience, including:
  - A new glass entrance along Washington Street
  - Extended concourse areas along both sides to allow fans easier access to different sections of the coliseum
  - The addition of high-end premium seating areas, including club seating and luxury suites on both sides
- This much-needed \$75 million-plus project, helped by at least \$50 million in private support, would create one of the best home venues in the ACC.



**“HOKIE TRACKS”**

COMMENTS THAT LEFT AN IMPRESSION

“I think we have always had that standard. I think coming into the year, we wanted to be the best team that we could possibly be and achieve the most that we could achieve. I think throughout the year, we hit ups and downs, but at the end of the day, we never wavered from what our goal was. So, once we won the ACC championship, obviously, it may have been a big shock for everyone else, but for us, it wasn't a shock of that we couldn't have won it. I felt like since Day 1 we felt like we could have won it. I think the standard is trying to win each day, and whatever happens past that happens.”

**- Hunter Cattoor on last year's success raising the standard**

“I think we've got a really good culture. We've got good guys on the team that when things start going south, I can look to my left and my right and see guys that I trust, guys I believe in. If it's a big shot, I've got guys that I trust with those big shots”

**- Justyn Mutts on the Hokies' composure when the game gets tight**

“That guy came back for a reason. He didn't come back to sit on his laurels and piddle-paddle around. He came back to win.”

**- Mike Young on Justyn Mutts**



## 2022-23 RANKING SUMMARY

Statistic	National Conference		Value	National Leader	Value	Conference Leader	Value
	Rank	Rank					
Assist/Turnover Ratio (352 ranked)	7	1	1.62	Penn St.	1.76	Virginia Tech	1.62
Assists Per Game (352 ranked)	110	5	14.8	Xavier	21.1	Miami (FL)	15.9
Bench Points per game (352 ranked)	320	11	14.17	James Madison	38.75	Georgia Tech	23.82
Blocks Per Game (352 ranked)	129	11	3.8	Auburn	7.5	Syracuse	5.5
Effective FG pct (352 ranked)	38	1	0.558	Utah St.	0.607	Virginia Tech	0.558
Fastbreak Points (352 ranked)	340	14	4.92	High Point	22.09	NC State	18.46
Field Goal Percentage (352 ranked)	34	1	48.8	Arizona	53.7	Virginia Tech	48.8
Field Goal Percentage Defense (352 ranked)	95	7	40.9	Houston	32.4	Syracuse	39.2
Fouls Per Game (352 ranked)	42	3	14.4	Butler	11.9	Notre Dame	12.2
Free Throw Attempts Per Game (352 ranked)	309	15	14.3	UTRGV	28.6	North Carolina	26.3
Free Throw Percentage (352 ranked)	89	9	73.3	Weber St.	82.8	Notre Dame	80.5
Free Throws Made Per Game (352 ranked)	291	15	10.5	New Mexico	20.3	North Carolina	19.8
Rebound Margin (352 ranked)	152	5	2.4	Purdue	12.8	Duke	10.9
Rebounds (Defensive) Per Game (352 ranked)	94	4	26.75	Alabama	32.73	North Carolina	29.33
Rebounds (Offensive) Per Game (352 ranked)	289	10	8.75	Alabama	15.00	Duke	14.25
				Tennessee	15.00		
				UT Arlington	15.00		
Rebounds Per Game (352 ranked)	191	7	35.50	Alabama	47.73	Duke	40.75
Scoring Defense (352 ranked)	45	3	62.3	Houston	50.3	Duke	58.7
Scoring Margin (352 ranked)	43	2	13.9	James Madison	29.3	Duke	14.5
Scoring Offense (352 ranked)	110	4	76.2	James Madison	92.6	North Carolina	81.6
Steals Per Game (352 ranked)	316	13	5.1	Missouri	12.7	NC State	9.5
Three Point Attempts Per Game (352 ranked)	144	5	23.0	Cornell	33.7	NC State	25.5
Three Point Percentage (352 ranked)	101	4	35.9	Utah St.	45.7	Clemson	40.2
Three Point Percentage Defense (352 ranked)	93	4	30.8	Tennessee	20.2	Georgia Tech	26.2
Three Pointers Per Game (352 ranked)	111	6	8.2	Cornell	12.0	NC State	9.1
Turnover Margin (352 ranked)	57	2	3.2	Iowa St.	8.1	NC State	3.3
Turnovers Forced Per Game (352 ranked)	263	12	12.25	Morgan St.	21.45	NC State	14.85
Turnovers Per Game (352 ranked)	1	1	9.1	Virginia Tech	9.1	Virginia Tech	9.1
Winning Percentage (352 ranked)	6	1	91.7	5 teams tied	100.0	Miami (FL)	91.7
						Virginia Tech	91.7

## GAMES STARTED

	Streak	22-23	Career	ACC
Hunter Cattoor	48	12	53	24
Rodney Rice	-	-	-	-
MJ Collins	-	-	-	-
Sean Pedulla	12	12	12	1
Darren Buchanan Jr.	-	-	-	-
Patrick Wessler	-	-	-	-
Camden Johnson	-	-	-	-
John Camden	-	-	-	-
Darius Maddox	12	12	12	1
Owyn Dawyot	-	-	-	-
Lynn Kidd	-	2	2	-
Grant Basile	8	11	67	1
Justyn Mutts	11	11	118	34
Michael Ward	-	-	-	-
Mylyjael Poteat	-	-	3	-




## NON-CONFERENCE BREAKDOWN

Team	NET	Result
Delaware State	352	W, 95-57
Lehigh	317	W, 78-52
William & Mary	279	W, 94-77
Old Dominion	130	W, 75-71
Penn State	41	W, 61-59
College of Charleston	53	L, 75-77
Charleston Southern	298	W, 69-64
Minnesota	240	W, 67-57
Dayton	112	W, 77-49
Oklahoma State	46	W, 70-65
Grambling State	128	W, 74-48

Tech returned to the site of its 2022 ACC tournament championship on Dec. 11 vs. Oklahoma State.



Hunter Cattoor is ninth all-time at VT in career 3-pointers made with 199.





## SEASON BREAKDOWN

### TECH'S RECORD WHEN...

	2022-23
Overall	11-1
ACC	1-0
At home	8-0
On the road	0-1
At neutral sites	3-0
After a win	9-1
After a loss	1-0
In overtime	0-0
vs. ranked opponents	1-0
Winning the opening tip	7-1
Losing the opening tip	4-0
Decided by 1-4 points or OT	2-1
Decided by 5-10 points	4-0
Decided by 11-20 points	1-0
Decided by 21+ points	4-0
Leading at half	11-0
Tied at half	0-0
Trailing at half	0-1
VT shoots 50% or better	5-1
VT shoots 40-49.9%	5-0
VT shoots less than 40%	1-0
VT out-shoots opponent	9-0
Opp. out-shoots VT	2-1
Opp. shoots 40% or better	6-1
Opp. shoots less than 40%	5-0
VT out-rebounds opponent	5-0
Opp. out-rebounds VT	4-0
Rebounds are tied	2-1
VT has more FT attempts	7-0
Opp. has more FT attempts	3-1
VT makes more 3-pointers	6-0
Opp. makes more 3-pointers	3-1
VT wins turnover battle	9-1
Opp. wins turnover battle	1-0
Turnovers are tied	1-0
VT scores 100+	0-0
VT scores 90-99 points	2-0
VT scores 80-89 points	1-0
VT scores 70-79 points	5-1
VT scores 60-69 points	3-0
VT scores 50-59 points	0-0
VT scores < 50 points	0-0
Opp. scores > 99 points	0-0
Opp. scores 90-99 points	0-0
Opp. scores 80-89 points	0-0
Opp. scores 70-79 points	3-1
Opp. scores 60-69 points	2-0
Opp. scores 50-59 points	4-0
Opp. scores < 50 points	2-0
Playing on Monday	2-0
Playing on Tuesday	0-0
Playing on Wednesday	1-0
Playing on Thursday	2-0
Playing on Friday	2-0
Playing on Saturday	1-0
Playing on Sunday	3-1
In November	7-1
In December	4-0
In January	0-0
In February	0-0
In March	0-0
Playing during the day	5-0
Playing at night	6-1
Wearing White	8-0
Wearing Maroon	0-0
Wearing Orange	2-1
Wearing Black	1-0

### STARTING LINEUPS

#### W/L

1-0	Sean Pedulla, Hunter Cattoor, Darius Maddox, Grant Basile, Lynn Kidd
9-1	Sean Pedulla, Hunter Cattoor, Darius Maddox, Justyn Mutts, Grant Basile
1-0	Sean Pedulla, Hunter Cattoor, Darius Maddox, Justyn Mutts, Lynn Kidd

#### Margin of Victory/Defeat

	1	2	3	4	5	6	7	8	9	10	11-19	20+
Wins	-	1	-	1	2	-	-	1	-	1	1	4
Losses	-	1	-	-	-	-	-	-	-	-	-	-

#### Most First Half Points

Virginia Tech	57 vs. William & Mary (11/13/22)
Opponents	35 (2x) last by CofC (11/20/22)

#### Most Second Half Points

Virginia Tech	45 at CofC (11/20/22)
Opponents	46 by Old Dominion (11/17/22)

#### Fewest First Half Points

Virginia Tech	30 at CofC (11/20/22)
Opponents	21 by Dayton (12/7/22)

#### Fewest Second Half Points

Virginia Tech	24 vs. Penn State (11/18/22)
Opponents	23 by Grambling State (12/17/22)

#### Largest Halftime Lead

Virginia Tech	25 vs. Delaware State (11/7/22)
Opponents	5 by CofC (11/20/22)

#### Largest Margin of Victory

Virginia Tech	38 vs. Delaware State (11/7/22)
Opponents	2 by CofC (11/20/22)

### MISCELLANEOUS

#### How 1st Points Were Scored

Layup	5
3FG	4
Jumper	1
Dunk	1
Free Throw	1
Tip-in	-

#### Rebounds Leader

Grant Basile	3
Lynn Kidd	2
Justyn Mutts	8
Sean Pedulla	2
Mylyjael Poteat	2

#### Blocks Leader

Grant Basile	9
Hunter Cattoor	1
Lynn Kidd	1
Justyn Mutts	1
Sean Pedulla	1
Mylyjael Poteat	1

#### 15+ Rebounds

-	-
-	-
-	-
-	-
-	-
-	-

#### Scored VT's 1st Points

Grant Basile	3
Hunter Cattoor	3
Lynn Kidd	1
Darius Maddox	1
Justyn Mutts	2
Sean Pedulla	2

#### Assists Leader

Grant Basile	3
MJ Collins	1
Darius Maddox	1
Justyn Mutts	6
Sean Pedulla	5

#### 10+ Points

Grant Basile	9
Hunter Cattoor	5
Lynn Kidd	1
Darius Maddox	6
Justyn Mutts	9
Sean Pedulla	12

#### 20+ Rebounds

-	-
-	-
-	-
-	-
-	-
-	-

#### 5+ Assists

Justyn Mutts	4
Sean Pedulla	3

#### First Off VT Bench

Grant Basile	1
MJ Collins	8
Lynn Kidd	5
Mylyjael Poteat	5

#### Steals Leader

Grant Basile	3
Hunter Cattoor	2
MJ Collins	1
Darius Maddox	2
Justyn Mutts	8
Sean Pedulla	5
Mylyjael Poteat	2

#### 20+ Points

Grant Basile	2
Hunter Cattoor	1
Justyn Mutts	1
Sean Pedulla	3

#### 10+ Assists

-	-
-	-
-	-
-	-
-	-
-	-

#### 5+ Steals

Justyn Mutts	1
--------------	---

#### Points Leader

Grant Basile	3
Hunter Cattoor	2
Justyn Mutts	2
Sean Pedulla	7

#### 30+ Points

Grant Basile	1
Grant Basile	2
Lynn Kidd	1
Justyn Mutts	4

#### 5+ Blocks

-	-
-	-
-	-
-	-
-	-
-	-

#### Double-Doubles

Grant Basile	2
Justyn Mutts	4

#### Triple-Doubles

-	-
---	---

THE LAST TIME

LAST TIME VIRGINIA TECH...

Scored 100+ points and won	100-64, vs. Delaware State, 11/20/19
Scored 100+ points and lost	100-104 (2OT), vs. Maryland, 2/27/10
Played in OT	76-75 (OT), vs. Clemson, 3/9/22
Played in consecutive OTs	82-77 (OT), vs. UAB, 11/28/15; 79-81 (OT), vs. Northwestern, 12/1/15
Played in 2OT	79-77 (2OT), vs. North Carolina, 1/22/20
Played in 3OT	95-102 (3OT), vs. Miami (Fla.), 2/19/20
Scored 100+ points	100-64, vs. Delaware State, 11/20/19
Scored 90-99 points	94-77, vs. William & Mary, 11/13/22
Scored 80-89 points	80-72, vs. #18 North Carolina, 12/4/22
Scored 70-79 points	74-48, vs. Grambling State, 12/17/22
Scored 60-69 points	67-57, vs. Minnesota, 11/28/22
Scored 50-59 points	59-63, at Clemson, 3/5/22
Scored 40-49 points	47-24, at #23 NC State, 2/2/19
Scored 30-39 points	39-65, at #19 Virginia, 1/4/20
Scored 20-29 points	27-40, at McGuire Hospital, 2/2/46
Scored 10-19 points	16-45, at Virginia, 1/30/39
Scored less than 10 points	9-29, vs. North Carolina, 1/12/35
Allowed 100+ points	95-102 (3OT), vs. Miami (Fla.), 1/19/20
Allowed 90-99 points	77-90, vs. BYU, 11/27/19
Allowed 80-89 points	73-81, vs. #25 Texas, 3/18/22
Allowed 70-79 points	80-72, vs. #18 North Carolina, 12/4/22
Allowed 60-69 points	70-65, vs. Oklahoma State, 12/11/22
Allowed 50-59 points	67-57, vs. Minnesota, 11/28/22
Allowed 40-49 points	74-48, vs. Grambling State, 12/17/22
Allowed 30-39 points	65-39, vs. Radford, 11/15/21
Allowed 20-29 points	47-24, at #23 NC State, 2/2/19
Allowed 10-19 points	60-19, vs. Lynchburg, 1/9/46
Allowed less than 10 points	28-9, vs. Hampden-Sydney, 1/17/1923
Scored at least 60 points in a half	66, 2nd Half, vs. The Citadel, 11/12/17
Largest margin of victory	83 points, vs. Randolph-Macon (87-4), 1/10/1911
Largest margin of victory in ACC	38 points, vs. Wake Forest (84-46), 2/27/21
Defeated a ranked opponent on the road	47-24, at #23 NC State, 2/2/19
Defeated a ranked opponent at home	80-72, vs. #18 North Carolina, 12/4/22
Defeated a ranked opponent on a neutral court	82-67, vs. #7 Duke, 3/12/22
Defeated a defending national champion	65-51, vs. #8 Virginia, 1/30/21
Held opponent without a double-figure scorer	65-39, vs. Radford, 11/15/21
Failed to have a double-figure scorer	41-57, vs. Temple, 2/25/96
Had 6 or more players score in double figures	vs. Cornell, 12/8/21
Had 7 or more players score in double figures	vs. Cornell, 12/8/21
Did not make a 3FG	at Providence, 2/1/03
Opponent did not make a 3FG	vs. Virginia, 2/14/22
Did not shoot a FT in the first half	vs. #3 Villanova, 11/28/20
Did not shoot a FT in the second half	vs. Minnesota, 11/28/22
Opponent did not shoot a FT	vs. Merrimack, 11/21/21
Held an opponent under 10 points in a half	9 points, vs. Eastern Michigan (1H), 12/22/11
Held an opponent under 20 points in a half	17 points, vs. Pitt (1H), 2/7/22
Had double-figure blocked shots	10, 84-46, vs. Wake Forest, 2/27/21
Came back from a double-figure deficit to win	10 points, vs. Grambling State, 12/17/22
Lost a double-digit lead	11 points, at Boston College, 1/22/22
Led by 20 or more points at halftime	21 points, vs. Dayton, 12/7/22
Had 20-29 assists in a game	21, at Miami, 2/26/22
Had 30 or more assists	36, vs. The Citadel, 11/12/17
Held a team under 20 percent from the floor	16.7%, at No. 23/22 NC State, 2/2/19
Held a team under three made FGs in a half	2 FG, vs. Notre Dame, 1/10/21
Won an ACC Tournament Championship	82-67, vs. #7 Duke, 3/12/22
Won an NCAA Tournament game	67-58, vs. Liberty, 3/24/19

WHAT'S A HOKIE?

The answer leads all the way back to 1896 when Virginia Agricultural and Mechanical College changed its name to Virginia Polytechnic Institute. With the change came the necessity for writing a new cheer and a contest for such a purpose was held by the student body.



Senior O.M. Stull won first prize for his "Hokie" yell which is still used today. Later, when asked if "Hokie" had any special meaning, Stull explained the word was solely the product of his imagination and was used only as an attention-getter for his yell. It soon became a nickname for all Tech teams and for those people loyal to Tech athletics.

The official university school colors - Chicago Maroon and Burnt Orange - also were introduced in 1896. The colors were chosen by a committee because they made a 'unique combination' not worn elsewhere at the time. The official definition of "Hokie" is "a loyal Virginia Tech Fan."



OUR NAME

When referring to our name, we ask that you use Virginia Tech, Hokies or Tech - and not 'Vah Tech.' Thank you!

## THE LAST TIME

### LAST TIME A VIRGINIA TECH PLAYER...

Recorded a double-double	Grant Basile (23 pts./10 rebs.), vs. Dayton, 12/7/22
Recorded a triple-double	Justyn Mutts (12 pts./14 rebs./11 ast.), vs. Syracuse, 2/12/22
Two Tech players recorded double-doubles in same game	Keve Aluma (14 pts./12 rebs.) & Justyn Mutts (14 pts./11 rebs.), at Notre Dame, 1/27/21
Two Tech players recorded double-doubles in consecutive games	vs. North Carolina (ACC Tournament), 3/13/09; vs. Duquesne (NIT), 3/18/09
Had five or more steals	Justyn Mutts (6), vs. Oklahoma State, 12/11/22
Had 10 or more assists in a game	Justyn Mutts (11), vs. Syracuse, 2/12/22
Had 20 or more rebounds in a game	Jeff Allen (21), vs. Longwood, 12/14/08
Two Tech players with double-figure rebounds	Grant Basile (10) and Lynn Kidd (10), vs. Delaware State, 11/7/22
Two Tech players had five or more assists	Keve Aluma (7) & Storm Murphy (6), vs. #7 Duke, 3/12/22
Three Tech players had five or more assists	Chris Clarke (10), Justin Robinson (6) & Seth Allen (6), vs. The Citadel, 12/17/16
Four Tech players had five or more assists	Kerry Blackshear Jr. (8), Devin Wilson (7), Justin Robinson (7) & Chris Clarke (5), vs. The Citadel, 1/30/21
Three Tech players made five or more 3FG	Nahiem Alleyne (5), Jalen Cone (5) & Isaiah Wilkins (5), vs. Delaware State, 11/20/19
Eight or more Tech players made a 3FG	8 players, at Pitt, 2/5/22
Two Tech players scored 20 or more points	Hunter Cattoor (22) & Sean Pedulla (22), vs. William & Mary, 11/13/22
Three Tech players scored 20 or more points	Nickeil Alexander-Walker (25), Ahmed Hill (23) & Justin Robinson (23), vs. #23 Purdue, 11/18/18
Two Tech players scored 20 or more points in consecutive games	Nickeil Alexander-Walker & Kerry Blackshear Jr., 11/10/17 & 11/12/17
Tech freshman scored 20 or more points in a game	Sean Pedulla (20), at Florida State, 1/29/22
Three Tech freshmen scored in double figures in a game	Hunter Cattoor (14), Jalen Cone (11) & Lander Nolley II (10), vs. North Carolina, 3/10/20
Four Tech freshmen scored in double figures in a game	Landers Nolley II (21), Tyrece Radford (21), Jalen Cone (15) & Nahiem Alleyne (10), at Wake Forest, 1/14/20
Tech player scored 30-39 points in a game	Grant Basile (30), vs. Delaware State, 11/7/22
Tech player scored 40-49 points in a game	Dorenzo Hudson (41), vs. Seton Hall, 1/2/10
Tech player scored 50+ points in a game	Bimbo Coles (51), vs. Southern Miss, 2/6/88
Tech player had consecutive double-doubles	Justyn Mutts, 11/17/22, 11/18/22
Tech player had three consecutive double-doubles	Keve Aluma, 1/27/21, 1/30/21, 2/3/21
Tech freshman had consecutive double-doubles	Kerry Blackshear Jr., 12/13/15, 12/19/15
Tech allowed a triple-double	Dennis Smith Jr. (27 pts./11 rebs./11 ast.), at NC State, 1/4/17
Tech had a walk-on score double figures	Christian Beyer (13), vs. Alabama A&M, 12/14/14




2022 2023

## THEME NIGHTS

<b>11/7</b> vs. ACC TITLE CELEBRATION <small>2-1-1</small>	<b>11/10</b> vs. MILITARY APPRECIATION	<b>11/13</b> vs. ACC TITLE CELEBRATION <small>2-1-1</small>	<b>12/4</b> vs. ORANGE OUT
<b>12/7</b> vs. THE FINALS COUNTDOWN <small>60'S NIGHT</small>	<b>12/17</b> vs. THE KIDS' TAKEOVER DAY	<b>1/23</b> vs. BLACK OUT	<b>1/28</b> vs. COACHES VS. CANCER
<b>2/4</b> vs. MAROON OUT	<b>2/18</b> vs. #LOVE GAME	<b>2/21</b> vs. WILD ONE OUT	<b>3/4</b> vs. SENIOR DAY





## MIKE YOUNG

Head Coach | Fourth Season at Virginia Tech

2020-21 ACC Coach of the Year

### CAREER RECORDS

Overall Record	364-281
Conference Games	203-150
Non-Conference Games	157-130
Conference Tournament	24-14
NCAA Tournament	1-7
Overtime Games	20-16
One-Point Games	12-14
vs. AP Top 25	8-25

### VS. CURRENT ACC HEAD COACHES

Coach	All	VT	Wofford
Earl Grant	0-1	0-1	-
Brad Brownell	4-3	4-1	0-2
Jon Scheyer	-	-	-
Leonard Hamilton	1-1	1-1	-
Josh Pastner	3-3	2-2	1-1
Kenny Payne	-	-	-
Jim Larrañaga	4-4	3-3	1-1
Kevin Keatts	2-1	2-1	-
Hubert Davis	2-2	2-2	-
Mike Brey	4-2	4-1	0-1
Jeff Capel III	3-1	3-1	-
Jim Boeheim	2-2	2-2	-
Tony Bennett	2-4	2-3	0-1
Steve Forbes	8-4	2-1	6-3
<b>Total</b>	<b>35-28</b>	<b>27-19</b>	<b>8-9</b>

#### vs. Coach Young

Earl Grant	1-0 at BC
Brad Brownell	3-4 at Clemson
Jon Scheyer	0-0 at Duke
Leonard Hamilton	1-1 at Florida State
Josh Pastner	3-3 at Georgia Tech
Kenny Payne	0-0 at Louisville
Jim Larrañaga	0-1 at GMU; 4-3 at Miami
Kevin Keatts	1-2 at NC State
Hubert Davis	2-2 at UNC
Mike Brey	2-4 at Notre Dame
Jeff Capel III	1-3 at Pitt
Jim Boeheim	2-2 at Syracuse
Tony Bennett	4-2 at UVA
Steve Forbes	3-6 at ETSU; 1-2 at Wake

### ▶ COACH YOUNG: CAREER BREAKDOWN

Season	School	Overall	Conference	Finish	Postseason	Ranking	RPI/NET
2002-03	Wofford	14-15 .483	8-8 .500	T6th	-	-/-	219
2003-04	Wofford	9-20 .310	4-12 .250	T10th	-	-/-	273
2004-05	Wofford	14-14 .500	7-9 .438	8th	-	-/-	225
2005-06	Wofford	11-18 .379	6-9 .400	9th	-	-/-	287
2006-07	Wofford	10-20 .333	5-13 .278	T9th	-	-/-	295
2007-08	Wofford	16-16 .500	8-12 .400	8th	-	-/-	191
2008-09	Wofford	16-14 .533	12-8 .600	4th	-	-/-	177
2009-10	Wofford	26-9 .743	15-3 .833	1st	NCAA First Round	-/-	73
2010-11	Wofford	21-13 .618	14-4 .778	T1st	NCAA First Round	-/-	105
2011-12	Wofford	19-14 .576	12-6 .667	T2nd	CBI	-/-	178
2012-13	Wofford	13-19 .406	7-11 .389	T8th	-	-/-	253
2013-14	Wofford	20-13 .606	11-5 .688	T3rd	NCAA First Round	-/-	152
2014-15	Wofford	28-7 .800	16-2 .889	1st	NCAA First Round	RV/-	49
2015-16	Wofford	15-17 .469	11-7 .611	T3rd	-	-/-	202
2016-17	Wofford	16-17 .485	10-8 .556	T4th	-	-/-	189
2017-18	Wofford	21-13 .618	11-7 .611	T4th	CIT	-/-	141
2018-19	Wofford	30-5 .857	18-0 1.000	1st	NCAA Second Round	19/18	14
<b>Totals</b>	<b>17 Seasons</b>	<b>299-244 .551</b>	<b>175-124 .585</b>				
2019-20	Virginia Tech	16-16 .500	7-13 .350	T10th	-	-/-	92
2020-21	Virginia Tech	15-7 .682	9-4 .692	3rd	NCAA First Round	25/RV	51
2021-22	Virginia Tech	23-13 .639	11-9 .550	7th	NCAA Tournament	RV/RV	27
2022-23	Virginia Tech	11-1 .917	1-0 1.000	-	-	24/T23	20
<b>Totals</b>	<b>4 Seasons</b>	<b>65-37 .637</b>	<b>28-26 .519</b>				
<b>Overall</b>	<b>21 Seasons</b>	<b>364-281 .564</b>	<b>203-150 .575</b>				

### ▶ THE YOUNG FILE

Born	5/1/1963
Hometown	Radford, Virginia
Wife	Margaret
Children	Cooper, Davis
Education	Emory & Henry, 1986
Joined Tech Staff	4/7/2019
Years as College Head Coach	20
Years as College Coach	35

#### Coaching Career

1986-88	Assistant Coach, Emory & Henry
1988-89	Assistant Coach, Radford
1989-02	Assistant Coach, Wofford
2002-19	Head Coach, Wofford
2019-pr.	Head Coach, Virginia Tech

### ▶ ACCOMPLISHMENTS

#### Seven NCAA Tournaments

2022, 2021, 2019, 2015, 2014, 2011, 2010

#### One ACC Tournament Championship

2022

#### Five SoCon Tournament Championships

2019, 2015, 2014, 2011, 2010

#### Four SoCon Regular-Season Titles

2019, 2015, 2011, 2010

#### Two-time National Coach of the Year

2019 (Sporting News), 2010 (Hugh Durham)

#### Three AP All-America Selections

Fletcher Magee (2018-19), Karl Cochran (2014-15), Noah Dahlman (2009-10)

# O HUNTER CATTOOR

SENIOR Guard | 6-3 | 200 | M.A. in Education, Liberal Arts and Human Sciences  
Orlando, Florida | Bishop Moore



## SEASON/CAREER BESTS

### POINTS

Season 22 vs. William & Mary (11/13/22)  
Career 31 vs. Duke (3/12/22)

### REBOUNDS

Season 7 vs. CSU (11/25/22)  
Career 9 vs. Radford (11/15/21)

### ASSISTS

Season 4 (2x), last vs. CSU (11/25/22)  
Career 6 at Miami (2/26/22)

### BLOCKS

Season 2 vs. Delaware State (11/7/22)  
Career 3 vs. Wake Forest (2/27/21)

### STEALS

Season 4 vs. Penn State (11/18/22)  
Career 4 vs. Penn State (11/18/22)

### MINUTES

Season 38 (2x), last at CofC (11/20/22)  
Career 39 at Virginia (1/12/22)

### FIELD GOALS MADE

Season 7 (2x), last at CofC (11/20/22)  
Career 11 vs. Duke (3/12/22)

### FIELD GOALS ATTEMPTED

Season 13 at CofC (11/20/22)  
Career 16 vs. Duke (3/12/22)

### 3-PT. FIELD GOALS MADE

Season 6 vs. William & Mary (11/13/22)  
Career 9 at Florida State (1/29/22)

### 3-PT. FIELD GOALS ATTEMPTED

Season 10 vs. William & Mary (11/13/22)  
Career 11 at Florida State (1/29/22)

### FREE THROWS MADE

Season 7 vs. Oklahoma State (12/11/22)  
Career 7 vs. Oklahoma State (12/11/22)

### FREE THROWS ATTEMPTED

Season 8 vs. Oklahoma State (12/11/22)  
Career 8 (2x), last vs. Oklahoma St. (12/11/22)

## CAREER STATS

	GP-GS	MIN	AVG	FG-FGA	FG%	3FG-FGA	3FG%	FT-FTA	FT%	OFF-DEF-TOT	AVG	PF-FO	AST	TO	BLK	STL	PTS	AVG
2019-20	31-3	629	20.3	69-165	.418	51-127	.402	14-22	.636	4-73-77	2.5	44-0	35	16	4	31	203	6.5
2020-21	22-2	489	22.2	57-125	.456	39-90	.433	34-43	.791	2-39-41	1.9	34-1	30	26	11	20	187	8.5
2021-22	36-36	1183	32.9	121-278	.435	83-199	.417	36-50	.720	12-131-143	4.0	80-0	73	36	6	39	361	10.0
2022-23	12-12	378	31.5	39-91	.429	26-64	.406	16-23	.696	3-45-48	4.0	18-0	19	7	2	10	120	10.0
<b>TOTAL</b>	<b>101-53</b>	<b>2679</b>	<b>26.5</b>	<b>286-659</b>	<b>.434</b>	<b>199-480</b>	<b>.415</b>	<b>100-138</b>	<b>.725</b>	<b>21-288-309</b>	<b>3.1</b>	<b>176-1</b>	<b>157</b>	<b>85</b>	<b>23</b>	<b>100</b>	<b>871</b>	<b>8.6</b>

- 2022 ACC Tournament MVP; 31 points vs. Duke in title game. *Last name pronounced: cuh-TOUR*
- MVP of Basketball Hall of Fame Shootout vs. St. Bonaventure.
- One of Tech's top threats from three.
- Had 12 games of hitting three or more 3FGs in back-to-back seasons (2020-22).
- Reached double-figure scoring 17 times as a junior.
- Erupted for nine 3-pointers (tied single-game program record) at Florida State, which was the turning point in the Hokies' 2021-22 season.
- Originally committed to Wofford, but signed with the Hokies after Virginia Tech's hiring of Mike Young.
- Four-year letterwinner at Bishop Moore High School.
- Scored 1,420 points in high school. Was a 3-star recruit (247 Sports).
- Also played quarterback on Bishop Moore's football team.
- Wants to coach basketball when playing career is over.

## 2022-23 GAME-BY-GAME STATS

OPPONENT	DATE	ST	MIN	FG-FGA	PCT	3FG-FGA	PCT	FT-FTA	PCT	OFF	DEF	TOT	PF	A	T/O	BLK	STL	PTS
Delaware State	11/7/22	*	26	2-6	.333	1-4	.250	1-2	.500	1	2	3	0	2	0	2	0	6
Lehigh	11/10/22	*	29	2-4	.500	1-3	.333	1-2	.500	0	1	1	1	4	1	0	0	6
William & Mary	11/13/22	*	30	7-11	.636	6-10	.600	2-2	1.000	0	3	3	1	3	0	0	0	22
vs. Old Dominion	11/17/22	*	30	3-7	.429	2-4	.500	2-2	1.000	0	3	3	3	0	0	0	0	10
vs. Penn State	11/18/22	*	38	1-6	.167	1-5	.200	0-0	.000	0	4	4	1	1	0	0	4	3
at College of Charleston	11/20/22	*	38	7-13	.538	3-7	.429	0-2	.000	0	5	5	1	1	2	0	2	17
Charleston Southern	11/25/22	*	33	2-10	.200	2-6	.333	2-2	1.000	2	5	7	3	4	1	0	0	8
Minnesota	11/28/22	*	32	2-6	.333	2-4	.500	0-0	.000	0	6	6	1	1	2	0	0	6
North Carolina	12/4/22	*	29	5-7	.714	3-4	.750	0-1	.000	0	3	3	3	1	0	0	0	13
Dayton	12/7/22	*	33	3-8	.375	1-6	.167	0-0	.000	0	3	3	1	0	0	0	1	7
vs. Oklahoma State	12/11/22	*	35	1-5	.200	0-3	.000	7-8	.875	0	6	6	1	1	1	0	3	9
Grambling State	12/17/22	*	26	4-8	.500	4-8	.500	1-2	.500	0	4	4	2	1	0	0	0	13
at Boston College	12/21/22																	
at Wake Forest	12/31/22																	
Clemson	1/4/23																	
NC State	1/7/23																	
at Syracuse	1/11/23																	
at Virginia	1/18/23																	
at Clemson	1/21/23																	
Duke	1/23/23																	
Syracuse	1/28/23																	
at Miami	1/31/23																	
Virginia	2/4/23																	
Boston College	2/8/23																	
at Notre Dame	2/11/23																	
at Georgia Tech	2/15/23																	
Pitt	2/18/23																	
Miami	2/21/23																	
at Duke	2/25/23																	
at Louisville	2/28/23																	
Florida State	3/4/23																	

## PRODUCTION TRACKER

	This Season	Career
Scored 10+ Points	5	43
Scored 20+ Points	1	4
Led Tech in Scoring	2	10
Made 3+ 3FGs	4	28
Led Tech in 3FGM	8	34
Shot over 40% from 3	6	53
Had a Double-Double	-	-
Had Multiple Assists	4	43
Had Multiple Steals	3	29



# 1 RODNEY RICE

**FRESHMAN** Guard | 6-4 | 195 | Communication  
Clinton, Maryland | DeMatha Catholic



## SEASON/CAREER BESTS

### POINTS

Season -  
Career -

### REBOUNDS

Season -  
Career -

### ASSISTS

Season -  
Career -

### BLOCKS

Season -  
Career -

### STEALS

Season -  
Career -

### MINUTES

Season -  
Career -

### FIELD GOALS MADE

Season -  
Career -

### FIELD GOALS ATTEMPTED

Season -  
Career -

### 3-PT. FIELD GOALS MADE

Season -  
Career -

### 3-PT. FIELD GOALS ATTEMPTED

Season -  
Career -

### FREE THROWS MADE

Season -  
Career -

### FREE THROWS ATTEMPTED

Season -  
Career -

## CAREER STATS

	GP-GS	MIN	AVG	FG-FGA	FG%	3FG-FGA	3FG%	FT-FTA	FT%	OFF-DEF-TOT	AVG	PF-FO	AST	TO	BLK	STL	PTS	AVG	
2022-23																			
<b>TOTAL</b>																			

- Three-year letterwinner at DeMatha where he played one season under the direction of current Tech associate head coach Mike Jones.
- All-Met First Team selection in 2021-22 after leading the Stags in scoring.
- Averaged 18.5 points per game across a three-year career at DeMatha.
- Four-star recruit ranked 45th overall, third in Maryland and eighth at his position by ESPN.
- Chose the Hokies over Louisville, Alabama, Notre Dame, Georgetown and Maryland.
- Father, Rodney Rice Sr., played basketball at Richmond and led the Spiders to the Sweet 16 of the 1988 NCAA Tournament.

## 2022-23 GAME-BY-GAME STATS

OPPONENT	DATE	ST	MIN	FG-FGA	PCT	3FG-FGA	PCT	FT-FTA	PCT	OFF	DEF	TOT	PF	A	T/O	BLK	STL	PTS	
Delaware State	11/7/22																		DNP
Lehigh	11/10/22																		DNP
William & Mary	11/13/22																		DNP
vs. Old Dominion	11/17/22																		DNP
vs. Penn State	11/18/22																		DNP
at College of Charleston	11/20/22																		DNP
Charleston Southern	11/25/22																		DNP
Minnesota	11/28/22																		DNP
North Carolina	12/4/22																		DNP
Dayton	12/7/22																		DNP
vs. Oklahoma State	12/11/22																		DNP
Grambling State	12/17/22																		DNP
at Boston College	12/21/22																		DNP
at Wake Forest	12/31/22																		DNP
Clemson	1/4/23																		DNP
NC State	1/7/23																		DNP
at Syracuse	1/11/23																		DNP
at Virginia	1/18/23																		DNP
at Clemson	1/21/23																		DNP
Duke	1/23/23																		DNP
Syracuse	1/28/23																		DNP
at Miami	1/31/23																		DNP
Virginia	2/4/23																		DNP
Boston College	2/8/23																		DNP
at Notre Dame	2/11/23																		DNP
at Georgia Tech	2/15/23																		DNP
Pitt	2/18/23																		DNP
Miami	2/21/23																		DNP
at Duke	2/25/23																		DNP
at Louisville	2/28/23																		DNP
Florida State	3/4/23																		DNP

## PRODUCTION TRACKER

	This Season
Scored 10+ Points	-
Scored 20+ Points	-
Led Tech in Scoring	-
Made multiple 3FGs	-
Led Tech in 3FGM	-
Shot over 40% from 3	-
Had a Double-Double	-
Had Multiple Assists	-
Had Multiple Steals	-





# 2 MJ COLLINS

**FRESHMAN** Guard | 6-4 | 190 | Communication  
Clover, South Carolina | Combine Academy



- A two-year letterwinner at Westminster Catawba before transferring to Combine Academy for his senior season.
- Combine ended the season ranked No. 20 in the country with a 25-5 record and a state championship in 2021-22.
- All-state, all-conference and the Male Athlete of the Year after averaging 23 points per game as a junior.
- Coached by Sim Frazier while playing for Team Curry in the summer of 2021.
- Rated the 181st-best prospect in the 2022 class on 247Sports.
- Tabbed the second-best player in the state of South Carolina and the 27th-best combo guard nationally, according to 247Sports.
- Four-star recruit and ranked 22nd at his position by ESPN.
- Chose the Hokies over Clemson, Oklahoma, Providence, South Florida and East Tennessee State.
- His sister, Reneazia, won three state championships in track.

## SEASON/CAREER BESTS

### POINTS

Season 8 vs. UNC (12/4/22)  
Career 8 vs. UNC (12/4/22)

### REBOUNDS

Season 8 vs. UNC (12/4/22)  
Career 8 vs. UNC (12/4/22)

### ASSISTS

Season 3 (2x), last vs. Grambling (12/17/22)  
Career 3 (2x), last vs. Grambling (12/17/22)

### BLOCKS

Season -  
Career -

### STEALS

Season 1 (3x), last vs. Grambling (12/17/22)  
Career 1 (3x), last vs. Grambling (12/17/22)

### MINUTES

Season 25 at CofC (11/20/22)  
Career 25 at CofC (11/20/22)

### FIELD GOALS MADE

Season 2 (6x), last vs. Grambling (12/17/22)  
Career 2 (6x), last vs. Grambling (12/17/22)

### FIELD GOALS ATTEMPTED

Season 7 (3x), last vs. UNC (12/4/22)  
Career 7 (3x), last vs. UNC (12/4/22)

### 3-PT. FIELD GOALS MADE

Season 1 (4x), last vs. UNC (12/4/22)  
Career 1 (4x), last vs. UNC (12/4/22)

### 3-PT. FIELD GOALS ATTEMPTED

Season 4 vs. UNC (12/4/22)  
Career 4 vs. UNC (12/4/22)

### FREE THROWS MADE

Season 3 vs. UNC (12/4/22)  
Career 3 vs. UNC (12/4/22)

### FREE THROWS ATTEMPTED

Season 4 vs. UNC (12/4/22)  
Career 4 vs. UNC (12/4/22)

## 2022-23 GAME-BY-GAME STATS

OPPONENT	DATE	ST	MIN	FG-FGA	PCT	3FG-FGA	PCT	FT-FTA	PCT	OFF	DEF	TOT	PF	A	T/O	BLK	STL	PTS
Delaware State	11/7/22		23	2-7	.286	0-2	.000	0-0	.000	0	2	2	0	2	1	0	1	4
Lehigh	11/10/22		24	2-5	.400	1-3	.333	0-0	.000	0	0	0	1	1	0	0	1	5
William & Mary	11/13/22		16	2-7	.286	1-3	.333	2-2	1.000	0	0	0	4	0	0	0	0	7
vs. Old Dominion	11/17/22		19	1-2	.500	0-0	.000	0-0	.000	0	1	1	1	2	0	0	0	2
vs. Penn State	11/18/22		16	0-2	.000	0-2	.000	2-2	1.000	1	3	4	2	1	0	0	0	2
at College of Charleston	11/20/22		25	2-6	.333	0-3	.000	1-1	1.000	1	3	4	3	2	1	0	0	5
Charleston Southern	11/25/22		16	0-2	.000	0-1	.000	0-0	.000	0	1	1	0	0	0	0	0	0
Minnesota	11/28/22		21	1-2	.500	1-2	.500	0-0	.000	0	3	3	1	2	0	0	0	3
North Carolina	12/4/22		21	2-7	.286	1-4	.250	3-4	.750	5	3	8	3	1	0	0	0	8
Dayton	12/7/22		22	1-4	.250	0-2	.000	0-0	.000	0	2	2	0	3	0	0	0	2
vs. Oklahoma State	12/11/22		14	1-3	.333	0-2	.000	0-0	.000	0	1	1	0	0	0	0	0	2
Grambling State	12/17/22		22	2-3	.667	0-1	.000	0-1	.000	0	2	2	1	3	2	0	1	4
at Boston College	12/21/22																	
at Wake Forest	12/31/22																	
Clemson	1/4/23																	
NC State	1/7/23																	
at Syracuse	1/11/23																	
at Virginia	1/18/23																	
at Clemson	1/21/23																	
Duke	1/23/23																	
Syracuse	1/28/23																	
at Miami	1/31/23																	
Virginia	2/4/23																	
Boston College	2/8/23																	
at Notre Dame	2/11/23																	
at Georgia Tech	2/15/23																	
Pitt	2/18/23																	
Miami	2/21/23																	
at Duke	2/25/23																	
at Louisville	2/28/23																	
Florida State	3/4/23																	

## PRODUCTION TRACKER

	This Season
Scored 10+ Points	-
Scored 20+ Points	-
Led Tech in Scoring	-
Made multiple 3FGs	-
Led Tech in 3FGM	1
Shot over 40% from 3	1
Had a Double-Double	-
Had Multiple Assists	6
Had Multiple Steals	-



## CAREER STATS

	GP-GS	MIN	AVG	FG-FGA	FG%	3FG-FGA	3FG%	FT-FTA	FT%	OFF-DEF-TOT	AVG	PF-FO	AST	TO	BLK	STL	PTS	AVG
2022-23	12-0	239	19.9	16-50	.320	4-25	.160	8-10	.800	7-21-28	2.3	16-0	17	4	0	3	44	3.7
<b>TOTAL</b>	<b>12-0</b>	<b>239</b>	<b>19.9</b>	<b>16-50</b>	<b>.320</b>	<b>4-25</b>	<b>.160</b>	<b>8-10</b>	<b>.800</b>	<b>7-21-28</b>	<b>2.3</b>	<b>16-0</b>	<b>17</b>	<b>4</b>	<b>0</b>	<b>3</b>	<b>44</b>	<b>3.7</b>

# 3 SEAN PEDULLA

**SOPHOMORE** Guard | 6-1 | 195 | Sports Media and Analytics  
Edmond, Oklahoma | Edmond Memorial



## SEASON/CAREER BESTS

### POINTS

Season 22 vs. William & Mary (11/13/22)  
Career 22 vs. William & Mary (11/13/22)

### REBOUNDS

Season 5 (2x), last vs. Grambling (12/17/22)  
Career 5 (2x), last vs. Grambling (12/17/22)

### ASSISTS

Season 8 vs. Delaware State (11/7/22)  
Career 8 vs. Delaware State (11/7/22)

### BLOCKS

Season 1 (2x), last vs. William & Mary (11/13/22)  
Career 1 (3x), last vs. William & Mary (11/13/22)

### STEALS

Season 3 vs. Penn State (11/18/22)  
Career 3 vs. Penn State (11/18/22)

### MINUTES

Season 39 vs. Oklahoma State (12/11/22)  
Career 39 vs. Oklahoma State (12/11/22)

### FIELD GOALS MADE

Season 9 vs. Lehigh (11/10/22)  
Career 9 vs. Lehigh (11/10/22)

### FIELD GOALS ATTEMPTED

Season 17 vs. Lehigh (11/10/22)  
Career 17 vs. Lehigh (11/10/22)

### 3-PT. FIELD GOALS MADE

Season 5 vs. Delaware State (11/7/22)  
Career 6 at Florida State (1/29/22)

### 3-PT. FIELD GOALS ATTEMPTED

Season 8 (2x), last vs. Grambling (12/17/22)  
Career 8 (3x), last vs. Grambling (12/17/22)

### FREE THROWS MADE

Season 7 vs. Grambling (12/17/22)  
Career 10 vs. Texas (3/18/22)

### FREE THROWS ATTEMPTED

Season 9 vs. Grambling (12/17/22)  
Career 10 vs. Texas (3/18/22)

## CAREER STATS

	GP-GS	MIN	AVG	FG-FGA	FG%	3FG-FGA	3FG%	FT-FTA	FT%	OFF-DEF-TOT	AVG	PF-FO	AST	TO	BLK	STL	PTS	AVG
2021-22	36-0	467	13.0	62-145	.428	34-76	.447	36-40	.900	6-36-42	1.2	54-2	47	31	1	21	194	5.4
2022-23	12-12	410	34.2	78-161	.484	24-63	.381	27-36	.750	4-38-42	3.5	25-1	48	18	2	12	207	17.3
<b>TOTAL</b>	<b>48-12</b>	<b>877</b>	<b>18.3</b>	<b>140-306</b>	<b>.458</b>	<b>58-139</b>	<b>.417</b>	<b>63-76</b>	<b>.829</b>	<b>10-74-84</b>	<b>1.8</b>	<b>79-3</b>	<b>95</b>	<b>49</b>	<b>3</b>	<b>33</b>	<b>401</b>	<b>8.4</b>

- Will take over the reins at point guard following the graduation of Storm Murphy. *Last name pronounced: puh-DOOL-uh*
- Solid sharpshooter from downtown – shot over 40% from three 18 times as a freshman.
- Posted a career-high 20 points at Florida State, which was the turning point in the Hokies' 2021-22 season. He drilled 6 of 7 from long range in that game.
- Guided Edmond Memorial to three state tournaments.
- Two-time all-state selection and COAC Offensive Player of the Year that averaged 17.6 points a game as a senior.
- Rated the 165th-best prospect in the 2021 class on 247Sports.
- Tabbed the second-best player in the state of Oklahoma and the 25th-best point guard nationally, according to 247Sports.
- Chose the Hokies over Minnesota and Oklahoma State.
- One of Dominic and Bernadette Pedulla's nine children. His siblings JJ, Edmund and Claire won state championships in high school basketball, while Brendan won a state championship in rugby.

## 2022-23 GAME-BY-GAME STATS

OPPONENT	DATE	ST	MIN	FG-FGA	PCT	3FG-FGA	PCT	FT-FTA	PCT	OFF	DEF	TOT	PF	A	T/O	BLK	STL	PTS
Delaware State	11/7/22	*	29	5-12	.417	5-8	.625	3-4	.750	0	4	4	1	8	2	0	1	18
Lehigh	11/10/22	*	33	9-17	.529	1-5	.200	1-1	1.000	0	3	3	0	2	0	1	0	20
William & Mary	11/13/22	*	36	7-11	.636	4-7	.571	4-4	1.000	1	3	4	2	4	1	1	1	22
vs. Old Dominion	11/17/22	*	34	7-15	.467	2-5	.400	2-5	.400	0	4	4	2	7	1	0	0	18
vs. Penn State	11/18/22	*	38	5-13	.385	0-6	.000	0-0	.000	0	1	1	1	3	1	0	3	10
at College of Charleston	11/20/22	*	34	7-15	.467	1-5	.200	2-2	1.000	0	3	3	3	3	4	0	2	17
Charleston Southern	11/25/22	*	37	6-10	.600	1-2	.500	2-3	.667	0	4	4	1	3	1	0	0	15
Minnesota	11/28/22	*	35	8-13	.615	1-3	.333	0-0	.000	1	3	4	2	2	1	0	0	17
North Carolina	12/4/22	*	36	5-14	.357	1-5	.200	3-4	.750	0	4	4	4	4	2	0	0	14
Dayton	12/7/22	*	27	8-13	.615	2-5	.400	1-1	1.000	0	1	1	5	2	1	0	2	19
vs. Oklahoma State	12/11/22	*	39	6-16	.375	2-4	.500	2-3	.667	1	4	5	3	4	1	0	1	16
Grambling State	12/17/22	*	33	5-12	.417	4-8	.500	7-9	.778	1	4	5	1	6	3	0	2	21
at Boston College	12/21/22																	
at Wake Forest	12/31/22																	
Clemson	1/4/23																	
NC State	1/7/23																	
at Syracuse	1/11/23																	
at Virginia	1/18/23																	
at Clemson	1/21/23																	
Duke	1/23/23																	
Syracuse	1/28/23																	
at Miami	1/31/23																	
Virginia	2/4/23																	
Boston College	2/8/23																	
at Notre Dame	2/11/23																	
at Georgia Tech	2/15/23																	
Pitt	2/18/23																	
Miami	2/21/23																	
at Duke	2/25/23																	
at Louisville	2/28/23																	
Florida State	3/4/23																	

## PRODUCTION TRACKER

	This Season	Career
Scored 10+ Points	12	17
Scored 20+ Points	3	4
Led Tech in Scoring	7	8
Made 3+ 3FGs	3	7
Led Tech in 3FGM	3	7
Shot over 40% from 3	7	25
Had a Double-Double	-	-
Had Multiple Assists	12	25
Had Multiple Steals	4	7



# 4 DARREN BUCHANAN JR.

**FRESHMAN** Forward | 6-7 | 235 | Communication  
Washington, D.C. | Woodrow Wilson



## SEASON/CAREER BESTS

### POINTS

Season -  
Career -

### REBOUNDS

Season -  
Career -

### ASSISTS

Season -  
Career -

### BLOCKS

Season -  
Career -

### STEALS

Season -  
Career -

### MINUTES

Season -  
Career -

### FIELD GOALS MADE

Season -  
Career -

### FIELD GOALS ATTEMPTED

Season -  
Career -

### 3-PT. FIELD GOALS MADE

Season -  
Career -

### 3-PT. FIELD GOALS ATTEMPTED

Season -  
Career -

### FREE THROWS MADE

Season -  
Career -

### FREE THROWS ATTEMPTED

Season -  
Career -

## CAREER STATS

	GP-GS	MIN	AVG	FG-FGA	FG%	3FG-FGA	3FG%	FT-FTA	FT%	OFF-DEF-TOT	AVG	PF-FO	AST	TO	BLK	STL	PTS	AVG	
2022-23																			
<b>TOTAL</b>																			

- Will redshirt the 2022-23 season. *Name pronounced: DARE-in BUH-can-in*
- A four-year letterwinner at Woodrow Wilson in Washington, D.C.
- 2022 D.C. Gatorade Player of the Year and All-Met Player of the Year.
- Two-time DCIAA Player of the Year and two-time DCIAA champion.
- Two-time all-state first team selection, All-Met first team as a senior (joining teammate Rodney Rice) and two-time DCIAA first team.
- Averaged 17 points, 10 rebounds, four assists and three steals during his four-year career at Woodrow Wilson.
- Coached by Osman Bangura and Angelo Hernandez while playing for Team Durant on the Nike EYBL circuit for three years.
- Tabbed the second-best player in Washington, D.C., and the 47th-best small forward nationally, according to 247Sports; Three-star recruit according to multiple outlets.
- Chose the Hokies over Georgetown, Rutgers, George Mason and George Washington.
- Related to former NFL tight end Vernon Davis.

## 2022-23 GAME-BY-GAME STATS

OPPONENT	DATE	ST	MIN	FG-FGA	PCT	3FG-FGA	PCT	FT-FTA	PCT	OFF	DEF	TOT	PF	A	T/O	BLK	STL	PTS	
Delaware State	11/7/22																		DNP
Lehigh	11/10/22																		DNP
William & Mary	11/13/22																		DNP
vs. Old Dominion	11/17/22																		DNP
vs. Penn State	11/18/22																		DNP
at College of Charleston	11/20/22																		DNP
Charleston Southern	11/25/22																		DNP
Minnesota	11/28/22																		DNP
North Carolina	12/4/22																		DNP
Dayton	12/7/22																		DNP
vs. Oklahoma State	12/11/22																		DNP
Grambling State	12/17/22																		DNP
at Boston College	12/21/22																		DNP
at Wake Forest	12/31/22																		DNP
Clemson	1/4/23																		DNP
NC State	1/7/23																		DNP
at Syracuse	1/11/23																		DNP
at Virginia	1/18/23																		DNP
at Clemson	1/21/23																		DNP
Duke	1/23/23																		DNP
Syracuse	1/28/23																		DNP
at Miami	1/31/23																		DNP
Virginia	2/4/23																		DNP
Boston College	2/8/23																		DNP
at Notre Dame	2/11/23																		DNP
at Georgia Tech	2/15/23																		DNP
Pitt	2/18/23																		DNP
Miami	2/21/23																		DNP
at Duke	2/25/23																		DNP
at Louisville	2/28/23																		DNP
Florida State	3/4/23																		DNP

## PRODUCTION TRACKER

	This Season
Scored 10+ Points	-
Had 5+ Rebounds	-
Had Multiple Blocks	-
Led Tech in Blocks	-
Had Multiple Steals	-
Shot over 50% from the floor	-
Played 10+ Minutes	-
Shot 5+ Free Throws	-
Had Multiple Dunks	-





# 5 PATRICK WESSLER

**FRESHMAN** Center | 7-0 | 245 | Business Marketing  
 Matthews, North Carolina | Combine Academy



*Last name pronounced: WES-ler*

- Will redshirt the 2022-23 season.
- Invited to the Allen Iverson 24K Showcase game in Memphis.
- Played his final two seasons at Combine Academy where he guided the program to a state championship in 2021-22.
- Averaged 18 points, 14 rebounds and 2.3 blocks as a senior, while Combine ended the season ranked No. 20 in the country with a 25-5 record.
- Named 2020-21 HoopState Network Sixth Man of the Year.
- Played his freshman and sophomore seasons at David W. Butler High School in Matthews, N.C.
- Southwestern 4A Conference Player of the Year.
- Completed for CC Elite on the AAU circuit.
- Rated the 148th-best prospect in the 2022 class by 247Sports; Tabbed the third-best player in the state of North Carolina and the 24th-best center nationally, according to 247Sports.
- Chose the Hokies over Providence, Southern Cal, NC State and Ole Miss.

## SEASON/CAREER BESTS

### POINTS

Season -  
 Career -

### REBOUNDS

Season -  
 Career -

### ASSISTS

Season -  
 Career -

### BLOCKS

Season -  
 Career -

### STEALS

Season -  
 Career -

### MINUTES

Season -  
 Career -

### FIELD GOALS MADE

Season -  
 Career -

### FIELD GOALS ATTEMPTED

Season -  
 Career -

### 3-PT. FIELD GOALS MADE

Season -  
 Career -

### 3-PT. FIELD GOALS ATTEMPTED

Season -  
 Career -

### FREE THROWS MADE

Season -  
 Career -

### FREE THROWS ATTEMPTED

Season -  
 Career -

## 2022-23 GAME-BY-GAME STATS

OPPONENT	DATE	ST	MIN	FG-FGA	PCT	3FG-FGA	PCT	FT-FTA	PCT	OFF	DEF	TOT	PF	A	T/O	BLK	STL	PTS	
Delaware State	11/7/22																		DNP
Lehigh	11/10/22																		DNP
William & Mary	11/13/22																		DNP
vs. Old Dominion	11/17/22																		DNP
vs. Penn State	11/18/22																		DNP
at College of Charleston	11/20/22																		DNP
Charleston Southern	11/25/22																		DNP
Minnesota	11/28/22																		DNP
North Carolina	12/4/22																		DNP
Dayton	12/7/22																		DNP
vs. Oklahoma State	12/11/22																		DNP
Grambling State	12/17/22																		DNP
at Boston College	12/21/22																		DNP
at Wake Forest	12/31/22																		DNP
Clemson	1/4/23																		DNP
NC State	1/7/23																		DNP
at Syracuse	1/11/23																		DNP
at Virginia	1/18/23																		DNP
at Clemson	1/21/23																		DNP
Duke	1/23/23																		DNP
Syracuse	1/28/23																		DNP
at Miami	1/31/23																		DNP
Virginia	2/4/23																		DNP
Boston College	2/8/23																		DNP
at Notre Dame	2/11/23																		DNP
at Georgia Tech	2/15/23																		DNP
Pitt	2/18/23																		DNP
Miami	2/21/23																		DNP
at Duke	2/25/23																		DNP
at Louisville	2/28/23																		DNP
Florida State	3/4/23																		DNP

## PRODUCTION TRACKER

	This Season
Scored 10+ Points	-
Had 5+ Rebounds	-
Had Multiple Blocks	-
Led Tech in Blocks	-
Had Multiple Steals	-
Shot over 50% from the floor	-
Played 10+ Minutes	-
Shot 5+ Free Throws	-
Had Multiple Dunks	-



## CAREER STATS

	GP-GS	MIN	AVG	FG-FGA	FG%	3FG-FGA	3FG%	FT-FTA	FT%	OFF-DEF-TOT	AVG	PF-FO	AST	TO	BLK	STL	PTS	AVG	
2022-23																			
TOTAL																			

# 10 CAMDEN JOHNSON

**SOPHOMORE** Guard | 6-1 | 185 | Business Finance  
Waxhaw, North Carolina | Metrolina Christian Academy



## SEASON/CAREER BESTS

### POINTS

Season -  
Career 3 vs. Merrimack (11/21/21)

### REBOUNDS

Season 1 (3x), last vs. Dayton (12/7/22)  
Career 1 (4x), last vs. Dayton (12/7/22)

### ASSISTS

Season 1 (4x), last vs. Grambling (12/17/22)  
Career 1 (5x), last vs. Grambling (12/17/22)

### BLOCKS

Season -  
Career -

### STEALS

Season -  
Career 1 (2x), last vs. Louisville (3/1/22)

### MINUTES

Season 8 vs. Delaware State (11/7/22)  
Career 8 vs. Delaware State (11/7/22)

### FIELD GOALS MADE

Season -  
Career 1 vs. Merrimack (11/21/21)

### FIELD GOALS ATTEMPTED

Season 1 vs. Minnesota (11/28/22)  
Career 1 (4x), last vs. Minnesota (11/28/22)

### 3-PT. FIELD GOALS MADE

Season -  
Career 1 vs. Merrimack (11/21/21)

### 3-PT. FIELD GOALS ATTEMPTED

Season -  
Career 1 (2x), last vs. St. Bona. (12/17/21)

### FREE THROWS MADE

Season -  
Career -

### FREE THROWS ATTEMPTED

Season -  
Career -

## CAREER STATS

	GP-GS	MIN	AVG	FG-FGA	FG%	3FG-FGA	3FG%	FT-FTA	FT%	OFF-DEF-TOT	AVG	PF-FO	AST	TO	BLK	STL	PTS	AVG
2021-22	10-0	17	1.7	1-3	.333	1-2	.500	0-0	.000	0-2-2	0.2	1-0	1	0	0	2	3	0.3
2022-23	6-0	20	3.3	0-1	.000	0-0	.000	0-0	.000	1-2-3	0.5	2-0	4	1	0	0	0	0.0
<b>TOTAL</b>	<b>16-0</b>	<b>37</b>	<b>2.3</b>	<b>1-4</b>	<b>.250</b>	<b>1-2</b>	<b>.500</b>	<b>0-0</b>	<b>.000</b>	<b>1-4-5</b>	<b>0.3</b>	<b>3-0</b>	<b>5</b>	<b>1</b>	<b>0</b>	<b>2</b>	<b>3</b>	<b>0.2</b>

- Recruited as a preferred walk-on.
- Averaged 14 points, 6.6 rebounds, 3.2 assists and 2.3 steals per game his senior season at Metrolina.
- Parents, Joey and Cindy Johnson, both attended Virginia Tech.

## 2022-23 GAME-BY-GAME STATS

OPPONENT	DATE	ST	MIN	FG-FGA	PCT	3FG-FGA	PCT	FT-FTA	PCT	OFF	DEF	TOT	PF	A	T/O	BLK	STL	PTS
Delaware State	11/7/22		8	0-0	.000	0-0	.000	0-0	.000	1	0	1	1	1	0	0	0	0
Lehigh	11/10/22		2	0-0	.000	0-0	.000	0-0	.000	0	1	1	0	0	0	0	0	0
William & Mary	11/13/22		2	0-0	.000	0-0	.000	0-0	.000	0	0	0	0	1	0	0	0	0
vs. Old Dominion	11/17/22								DNP									
vs. Penn State	11/18/22								DNP									
at College of Charleston	11/20/22								DNP									
Charleston Southern	11/25/22								DNP									
Minnesota	11/28/22		2	0-1	.000	0-0	.000	0-0	.000	0	0	0	0	0	0	0	0	0
North Carolina	12/4/22								DNP									
Dayton	12/7/22		2	0-0	.000	0-0	.000	0-0	.000	0	1	1	0	1	1	0	0	0
vs. Oklahoma State	12/11/22								DNP									
Grambling State	12/17/22		4	0-0	.000	0-0	.000	0-0	.000	0	0	0	1	1	0	0	0	0
at Boston College	12/21/22																	
at Wake Forest	12/31/22																	
Clemson	1/4/23																	
NC State	1/7/23																	
at Syracuse	1/11/23																	
at Virginia	1/18/23																	
at Clemson	1/21/23																	
Duke	1/23/23																	
Syracuse	1/28/23																	
at Miami	1/31/23																	
Virginia	2/4/23																	
Boston College	2/8/23																	
at Notre Dame	2/11/23																	
at Georgia Tech	2/15/23																	
Pitt	2/18/23																	
Miami	2/21/23																	
at Duke	2/25/23																	
at Louisville	2/28/23																	
Florida State	3/4/23																	

## PRODUCTION TRACKER

	This Season	Career
Scored 5+ Points	-	-
Scored 10+ Points	-	-
Made Multiple 3FGs	-	-
Made 3+ 3FGs	-	-
Led Tech in 3FGM	-	-
Shot over 40% from 3	-	1
Played 5+ Minutes	1	1
Had Multiple Assists	-	-
Had Multiple Steals	-	-



# 11 JOHN CAMDEN

**R-FRESHMAN** Forward | 6-8 | 215 | Business Management  
 Downingtown, Pennsylvania | Memphis



## SEASON/CAREER BESTS

### POINTS

Season 6 vs. Delaware State (11/7/22)  
 Career 6 vs. Delaware State (11/7/22)

### REBOUNDS

Season 2 vs. Delaware State (11/7/22)  
 Career 2 vs. Delaware State (11/7/22)

### ASSISTS

Season -  
 Career -

### BLOCKS

Season -  
 Career -

### STEALS

Season -  
 Career -

### MINUTES

Season 19 vs. Delaware State (11/7/22)  
 Career 19 vs. Delaware State (11/7/22)

### FIELD GOALS MADE

Season 2 vs. Delaware State (11/7/22)  
 Career 2 vs. Delaware State (11/7/22)

### FIELD GOALS ATTEMPTED

Season 4 (2x), last vs. William & Mary (11/13/22)  
 Career 4 (2x), last vs. William & Mary (11/13/22)

### 3-PT. FIELD GOALS MADE

Season 2 vs. Delaware State (11/7/22)  
 Career 2 vs. Delaware State (11/7/22)

### 3-PT. FIELD GOALS ATTEMPTED

Season 4 vs. Delaware State (11/7/22)  
 Career 4 vs. Delaware State (11/7/22)

### FREE THROWS MADE

Season -  
 Career -

### FREE THROWS ATTEMPTED

Season -  
 Career -

## CAREER STATS

	GP-GS	MIN	AVG	FG-FGA	FG%	3FG-FGA	3FG%	FT-FTA	FT%	OFF-DEF-TOT	AVG	PF-FO	AST	TO	BLK	STL	PTS	AVG
2021-22	1-0	1	1.0	0-0	.000	0-0	.000	0-0	.000	0-1-1	1.0	0-0	0	0	0	0	0	0.0
2022-23	7-0	47	6.7	3-10	.300	2-9	.222	0-0	.000	1-5-6	0.9	7-0	0	1	0	0	8	1.1
<b>TOTAL</b>	<b>8-0</b>	<b>48</b>	<b>6.0</b>	<b>3-10</b>	<b>.300</b>	<b>2-9</b>	<b>.222</b>	<b>0-0</b>	<b>.000</b>	<b>1-6-7</b>	<b>0.9</b>	<b>7-0</b>	<b>0</b>	<b>1</b>	<b>0</b>	<b>0</b>	<b>8</b>	<b>1.0</b>

- Will be a versatile wing for Coach Young, who can play the 3 and the 4.
- Transferred from Memphis; battled a right foot injury most of freshman season.
- Chose the Hokies over LSU during the transfer process.
- Played senior season at Brewster Academy in Wolfeboro, N.H.
- Was rated a four-star recruit and the 90th-ranked player in the nation by Rivals.
- Averaged 15.8 points per game as a junior at Archbishop Carroll (Pa.) in 2019-20.
- Father, Tex, graduated from Virginia Tech in 1993.
- Sisters, Meg and Heather, played lacrosse at Ohio State and Drexel, respectively.
- Other older sister, Anna, plays basketball at Penn State.

## 2022-23 GAME-BY-GAME STATS

OPPONENT	DATE	ST	MIN	FG-FGA	PCT	3FG-FGA	PCT	FT-FTA	PCT	OFF	DEF	TOT	PF	A	T/O	BLK	STL	PTS
Delaware State	11/7/22		19	2-4	.500	2-4	.500	0-0	.000	0	2	2	3	0	0	0	0	6
Lehigh	11/10/22		8	0-0	.000	0-0	.000	0-0	.000	0	1	1	2	0	0	0	0	0
William & Mary	11/13/22		9	1-4	.250	0-3	.000	0-0	.000	1	0	1	2	0	1	0	0	2
vs. Old Dominion	11/17/22		2	0-0	.000	0-0	.000	0-0	.000	0	1	1	0	0	0	0	0	0
vs. Penn State	11/18/22							DNP										
at College of Charleston	11/20/22		1	0-0	.000	0-0	.000	0-0	.000	0	0	0	0	0	0	0	0	0
Charleston Southern	11/25/22							DNP										
Minnesota	11/28/22							DNP										
North Carolina	12/4/22							DNP										
Dayton	12/7/22		3	0-1	.000	0-1	.000	0-0	.000	0	0	0	0	0	0	0	0	0
vs. Oklahoma State	12/11/22							DNP										
Grambling State	12/17/22		5	0-1	.000	0-1	.000	0-0	.000	0	1	1	0	0	0	0	0	0
at Boston College	12/21/22																	
at Wake Forest	12/31/22																	
Clemson	1/4/23																	
NC State	1/7/23																	
at Syracuse	1/11/23																	
at Virginia	1/18/23																	
at Clemson	1/21/23																	
Duke	1/23/23																	
Syracuse	1/28/23																	
at Miami	1/31/23																	
Virginia	2/4/23																	
Boston College	2/8/23																	
at Notre Dame	2/11/23																	
at Georgia Tech	2/15/23																	
Pitt	2/18/23																	
Miami	2/21/23																	
at Duke	2/25/23																	
at Louisville	2/28/23																	
Florida State	3/4/23																	

## PRODUCTION TRACKER

	This Season	Career
Scored 5+ Points	1	1
Scored 10+ Points	-	-
Made Multiple 3FGs	1	1
Made 3+ 3FGs	-	-
Led Tech in 3FGM	-	-
Shot over 40% from 3	1	1
Played 5+ Minutes	3	3
Had Multiple Assists	-	-
Had Multiple Steals	-	-





# 13 DARIUS MADDOX

**JUNIOR** Guard | 6-5 | 180 | Sports Media and Analytics  
Bowie, Maryland | Oak Hill Academy



## SEASON/CAREER BESTS

### POINTS

Season 14 (2x), last vs. William & Mary (11/13/22)  
Career 20 vs. North Carolina (3/11/22)

### REBOUNDS

Season 5 (2x), last vs. Dayton (12/7/22)  
Career 6 vs. North Carolina (3/11/22)

### ASSISTS

Season 3 (2x), last vs. Dayton (12/7/22)  
Career 4 vs. Miami (1/26/22)

### BLOCKS

Season 1 (3x), last vs. Grambling (12/17/22)  
Career 2 (2x), last vs. Miami (1/26/22)

### STEALS

Season 1 (6x), last vs. Grambling (12/17/22)  
Career 3 at Florida State (1/29/22)

### MINUTES

Season 37 vs. North Carolina (12/4/22)  
Career 37 vs. North Carolina (12/4/22)

### FIELD GOALS MADE

Season 5 (5x), last vs. Dayton (12/7/22)  
Career 7 vs. North Carolina (3/11/22)

### FIELD GOALS ATTEMPTED

Season 13 (2x), last vs. Dayton (12/7/22)  
Career 13 (2x), last vs. Dayton (12/7/22)

### 3-PT. FIELD GOALS MADE

Season 2 (3x), last vs. Dayton (12/7/22)  
Career 4 vs. North Carolina (3/11/22)

### 3-PT. FIELD GOALS ATTEMPTED

Season 5 (2x), last vs. Dayton (12/7/22)  
Career 5 (5x), last vs. Dayton (12/7/22)

### FREE THROWS MADE

Season 4 vs. Delaware State (11/7/22)  
Career 4 (3x), last vs. Delaware St. (11/7/22)

### FREE THROWS ATTEMPTED

Season 5 vs. Delaware State (11/7/22)  
Career 5 vs. Delaware State (11/7/22)

## CAREER STATS

	GP-GS	MIN	AVG	FG-FGA	FG%	3FG-FGA	3FG%	FT-FTA	FT%	OFF-DEF-TOT	AVG	PF-FO	AST	TO	BLK	STL	PTS	AVG
2020-21	11-0	35	3.2	3-11	.273	3-7	.429	0-0	.000	2-0-2	0.2	3-0	3	1	1	0	9	0.8
2021-22	36-0	612	17.0	82-160	.513	40-79	.506	26-33	.788	17-52-69	1.9	42-0	19	20	8	11	230	6.4
2022-23	12-12	370	30.8	44-109	.404	10-37	.270	13-15	.867	16-23-39	3.3	20-0	14	9	3	6	111	9.3
<b>TOTAL</b>	<b>59-12</b>	<b>1017</b>	<b>17.2</b>	<b>129-280</b>	<b>.461</b>	<b>53-123</b>	<b>.431</b>	<b>39-48</b>	<b>.813</b>	<b>35-75-110</b>	<b>1.9</b>	<b>65-0</b>	<b>36</b>	<b>30</b>	<b>12</b>	<b>17</b>	<b>350</b>	<b>5.9</b>

- Potential to have a breakout season.
- 2022 ACC All-Tournament Second Team; dropped career-high 20 points vs. UNC in semis.
- Two game-winning 3-pointers in four games: at Miami and vs. Clemson.
- Dropped in a career-high 14 points on 4-of-8 shooting vs. Cornell; also set or tied career highs in rebounds (four), minutes played (23), field goals made (four) and free throws made (four).
- Appeared in 11 games in 2020-21, recording a season-high nine points vs. Coppin State (12/19/20).
- Rated 84th overall and the 14th-best shooting guard on 247 Sports.
- Chose the Hokies over Cincinnati, Creighton, Georgetown and Seton Hall.

## 2021-22 GAME-BY-GAME STATS

OPPONENT	DATE	ST	MIN	FG-FGA	PCT	3FG-FGA	PCT	FT-FTA	PCT	OFF	DEF	TOT	PF	A	T/O	BLK	STL	PTS
Delaware State	11/7/22	*	27	5-8	.625	0-1	.000	4-5	.800	0	3	3	0	0	0	0	1	14
Lehigh	11/10/22	*	24	3-7	.429	0-3	.000	2-2	1.000	0	4	4	0	0	0	0	0	8
William & Mary	11/13/22	*	31	5-9	.556	2-2	1.000	2-2	1.000	1	1	2	1	3	0	0	1	14
vs. Old Dominion	11/17/22	*	35	4-11	.364	2-5	.400	2-2	1.000	0	2	2	2	2	0	0	0	12
vs. Penn State	11/18/22	*	33	5-8	.625	1-2	.500	0-0	.000	3	2	5	1	1	1	0	0	11
at College of Charleston	11/20/22	*	22	4-9	.444	0-4	.000	0-0	.000	1	1	2	4	0	1	0	1	8
Charleston Southern	11/25/22	*	34	5-13	.385	1-4	.250	1-2	.500	2	0	2	3	0	2	0	0	12
Minnesota	11/28/22	*	30	1-7	.143	0-2	.000	2-2	1.000	3	1	4	1	2	1	1	0	4
North Carolina	12/4/22	*	37	1-6	.167	0-2	.000	0-0	.000	0	4	4	4	2	1	0	1	2
Dayton	12/7/22	*	31	5-13	.385	2-5	.400	0-0	.000	1	4	5	1	3	1	0	1	12
vs. Oklahoma State	12/11/22	*	33	3-9	.333	1-3	.333	0-0	.000	3	0	3	2	0	2	1	0	7
Grambling State	12/17/22	*	34	3-9	.333	1-4	.250	0-0	.000	2	1	3	1	1	0	1	1	7
at Boston College	12/21/22																	
at Wake Forest	12/31/22																	
Clemson	1/4/23																	
NC State	1/7/23																	
at Syracuse	1/11/23																	
at Virginia	1/18/23																	
at Clemson	1/21/23																	
Duke	1/23/23																	
Syracuse	1/28/23																	
at Miami	1/31/23																	
Virginia	2/4/23																	
Boston College	2/8/23																	
at Notre Dame	2/11/23																	
at Georgia Tech	2/15/23																	
Pitt	2/18/23																	
Miami	2/21/23																	
at Duke	2/25/23																	
at Louisville	2/28/23																	
Florida State	3/4/23																	

## PRODUCTION TRACKER

	This Season	Career
Scored 10+ Points	6	14
Scored 20+ Points	-	1
Led Tech in Scoring	-	2
Made 3+ 3FGs	-	6
Led Tech in 3FGM	1	6
Shot over 40% from 3	4	27
Had a Double-Double	-	-
Had Multiple Assists	5	9
Had Multiple Steals	-	1



# 14 OWYN DAWYOT

**FRESHMAN** Guard | 6-2 | 190 | Sports Media and Analytics  
Roanoke, Virginia | Cave Spring



## SEASON/CAREER BESTS

### POINTS

Season 2 vs. Dayton (12/7/22)  
Career 2 vs. Dayton (12/7/22)

### REBOUNDS

Season 1 vs. William & Mary (11/13/22)  
Career 1 vs. William & Mary (11/13/22)

### ASSISTS

Season -  
Career -

### BLOCKS

Season -  
Career -

### STEALS

Season -  
Career -

### MINUTES

Season 2 vs. Dayton (12/7/22)  
Career 2 vs. Dayton (12/7/22)

### FIELD GOALS MADE

Season 1 vs. Dayton (12/7/22)  
Career 1 vs. Dayton (12/7/22)

### FIELD GOALS ATTEMPTED

Season 1 (2x), last vs. Dayton (12/7/22)  
Career 1 (2x), last vs. Dayton (12/7/22)

### 3-PT. FIELD GOALS MADE

Season -  
Career -

### 3-PT. FIELD GOALS ATTEMPTED

Season 1 vs. William & Mary (11/13/22)  
Career 1 vs. William & Mary (11/13/22)

### FREE THROWS MADE

Season -  
Career -

### FREE THROWS ATTEMPTED

Season -  
Career -

## CAREER STATS

	GP-GS	MIN	AVG	FG-FGA	FG%	3FG-FGA	3FG%	FT-FTA	FT%	OFF-DEF-TOT	AVG	PF-FO	AST	TO	BLK	STL	PTS	AVG
2022-23	4-0	5	1.3	1-2	.500	0-1	.000	0-0	.000	0-1-1	0.3	1-0	0	0	0	0	2	0.5
<b>TOTAL</b>	<b>4-0</b>	<b>5</b>	<b>1.3</b>	<b>1-2</b>	<b>.500</b>	<b>0-1</b>	<b>.000</b>	<b>0-0</b>	<b>.000</b>	<b>0-1-1</b>	<b>0.3</b>	<b>1-0</b>	<b>0</b>	<b>0</b>	<b>0</b>	<b>0</b>	<b>2</b>	<b>0.5</b>

- Recruited as a preferred walk-on.
- VHSCA Class 3 State Co-Player of the Year as a senior.
- Led Cave Spring to the 2022 VHSL Class 3 state title, knocking down the game-winning free throw for a 76-75 victory over Petersburg.
- Scored a game-high 29 points in that state final.
- Averaged 16.2 points, 4.5 rebounds, 2.1 assists, and 2.3 steals per game in 2021-22.
- Earned First-Team All-District, First-Team All-Region and First-Team All-State as a senior.
- Transferred from Salem to Cave Spring for his senior season.
- Set the Cave Spring record for wins in a season with 29 during the 2021-22 campaign.
- Grandfather, Peter Dawyot, played football at Virginia Tech.

*Name pronounced: OWE-in DOY-yacht*

## 2022-23 GAME-BY-GAME STATS

OPPONENT	DATE	ST	MIN	FG-FGA	PCT	3FG-FGA	PCT	FT-FTA	PCT	OFF	DEF	TOT	PF	A	T/O	BLK	STL	PTS
Delaware State	11/7/22		1	0-0	.000	0-0	.000	0-0	.000	0	0	0	0	0	0	0	0	0
Lehigh	11/10/22								DNP									
William & Mary	11/13/22	1		0-1	.000	0-1	.000	0-0	.000	0	1	1	0	0	0	0	0	0
vs. Old Dominion	11/17/22								DNP									
vs. Penn State	11/18/22								DNP									
at College of Charleston	11/20/22								DNP									
Charleston Southern	11/25/22								DNP									
Minnesota	11/28/22								DNP									
North Carolina	12/4/22								DNP									
Dayton	12/7/22	2		1-1	1.000	0-0	.000	0-0	.000	0	0	0	1	0	0	0	0	2
vs. Oklahoma State	12/11/22								DNP									
Grambling State	12/17/22	1		0-0	.000	0-0	.000	0-0	.000	0	0	0	0	0	0	0	0	0
at Boston College	12/21/22																	
at Wake Forest	12/31/22																	
Clemson	1/4/23																	
NC State	1/7/23																	
at Syracuse	1/11/23																	
at Virginia	1/18/23																	
at Clemson	1/21/23																	
Duke	1/23/23																	
Syracuse	1/28/23																	
at Miami	1/31/23																	
Virginia	2/4/23																	
Boston College	2/8/23																	
at Notre Dame	2/11/23																	
at Georgia Tech	2/15/23																	
Pitt	2/18/23																	
Miami	2/21/23																	
at Duke	2/25/23																	
at Louisville	2/28/23																	
Florida State	3/4/23																	

## PRODUCTION TRACKER

	This Season
Scored 5+ Points	-
Scored 10+ Points	-
Made Multiple 3FGs	-
Made 3+ 3FGs	-
Led Tech in 3FGM	-
Shot over 40% from 3	-
Played 5+ Minutes	-
Had Multiple Assists	-
Had Multiple Steals	-



# 15 LYNN KIDD

JUNIOR Center | 6-10 | 235 | Sociology  
Gainesville, Florida | Clemson



## SEASON/CAREER BESTS

### POINTS

Season 11 vs. CSU (11/25/22)  
Career 11 vs. CSU (11/25/22)

### REBOUNDS

Season 10 vs. Delaware State (11/7/22)  
Career 10 vs. Delaware State (11/7/22)

### ASSISTS

Season 3 vs. Delaware State (11/7/22)  
Career 3 vs. Delaware State (11/7/22)

### BLOCKS

Season 2 (2x), last vs. Grambling (12/17/22)  
Career 2 (3x), last vs. Grambling (12/17/22)

### STEALS

Season 1 (2x), last vs. Grambling (12/17/22)  
Career 1 (2x), last vs. Grambling (12/17/22)

### MINUTES

Season 24 vs. Delaware State (11/7/22)  
Career 24 vs. Delaware State (11/7/22)

### FIELD GOALS MADE

Season 5 vs. CSU (11/25/22)  
Career 5 vs. CSU (11/25/22)

### FIELD GOALS ATTEMPTED

Season 9 vs. CSU (11/25/22)  
Career 9 vs. CSU (11/25/22)

### 3-PT. FIELD GOALS MADE

Season -  
Career -

### 3-PT. FIELD GOALS ATTEMPTED

Season -  
Career -

### FREE THROWS MADE

Season 2 (2x), last vs. William & Mary (11/13/22)  
Career 2 (4x), last vs. William & Mary (11/13/22)

### FREE THROWS ATTEMPTED

Season 3 vs. Grambling (12/17/22)  
Career 3 vs. Grambling (12/17/22)

## CAREER STATS

	GP-GS	MIN	AVG	FG-FGA	FG%	3FG-FGA	3FG%	FT-FTA	FT%	OFF-DEF-TOT	AVG	PF-FO	AST	TO	BLK	STL	PTS	AVG
2020-21	7-0	33	4.7	2-6	.333	0-0	.000	4-4	1.000	4-3-7	1.0	6-0	1	2	2	0	8	1.1
2021-22	10-0	25	2.5	3-8	.375	0-0	.000	1-1	1.000	6-5-11	1.1	0-0	0	3	2	0	7	0.7
2022-23	12-2	148	12.3	27-41	.659	0-0	.000	7-10	.700	14-23-37	3.1	18-0	9	8	5	2	61	5.1
<b>TOTAL</b>	<b>29-2</b>	<b>206</b>	<b>7.1</b>	<b>32-55</b>	<b>.582</b>	<b>0-0</b>	<b>.000</b>	<b>12-15</b>	<b>.800</b>	<b>24-31-55</b>	<b>1.9</b>	<b>24-0</b>	<b>10</b>	<b>13</b>	<b>9</b>	<b>2</b>	<b>76</b>	<b>2.6</b>

- Look for increased production in his second season as a Hokie.
- Played in seven games, totaling eight points in 33 minutes of action as a freshman at Clemson.
- Reclassified from the 2021 recruiting class to 2020.
- No. 77 overall prospect on ESPN's Top-100 list of high school juniors; four-star recruit.
- Chose Clemson over Virginia Tech, Miami, Wake Forest, Auburn and Florida during his initial recruitment.

## 2022-23 GAME-BY-GAME STATS

OPPONENT	DATE	ST	MIN	FG-FGA	PCT	3FG-FGA	PCT	FT-FTA	PCT	OFF	DEF	TOT	PF	A	T/O	BLK	STL	PTS
Delaware State	11/7/22	*	24	3-4	.750	0-0	.000	2-2	1.000	4	6	10	1	3	2	0	0	8
Lehigh	11/10/22		12	3-5	.600	0-0	.000	0-0	.000	0	2	2	1	1	1	0	0	6
William & Mary	11/13/22		17	2-2	1.000	0-0	.000	2-2	1.000	2	2	4	1	0	0	0	0	6
vs. Old Dominion	11/17/22	*	12	2-5	.400	0-0	.000	1-2	.500	0	1	1	2	0	0	0	0	5
vs. Penn State	11/18/22		3	1-1	1.000	0-0	.000	0-0	.000	0	0	0	2	0	1	0	0	2
at College of Charleston	11/20/22		3	0-0	.000	0-0	.000	0-0	.000	0	1	1	1	0	1	0	0	0
Charleston Southern	11/25/22		15	5-9	.556	0-0	.000	1-1	1.000	5	3	8	1	1	0	1	0	11
Minnesota	11/28/22		16	2-3	.667	0-0	.000	0-0	.000	0	3	3	1	0	0	0	0	4
North Carolina	12/4/22		6	2-2	1.000	0-0	.000	0-0	.000	1	0	1	1	0	0	0	0	4
Dayton	12/7/22		13	3-5	.600	0-0	.000	0-0	.000	0	2	2	4	2	0	2	1	6
vs. Oklahoma State	12/11/22		10	1-2	.500	0-0	.000	0-0	.000	1	1	2	2	0	2	0	0	2
Grambling State	12/17/22		18	3-3	1.000	0-0	.000	1-3	.333	1	2	3	1	2	1	2	1	7
at Boston College	12/21/22																	
at Wake Forest	12/31/22																	
Clemson	1/4/23																	
NC State	1/7/23																	
at Syracuse	1/11/23																	
at Virginia	1/18/23																	
at Clemson	1/21/23																	
Duke	1/23/23																	
Syracuse	1/28/23																	
at Miami	1/31/23																	
Virginia	2/4/23																	
Boston College	2/8/23																	
at Notre Dame	2/11/23																	
at Georgia Tech	2/15/23																	
Pitt	2/18/23																	
Miami	2/21/23																	
at Duke	2/25/23																	
at Louisville	2/28/23																	
Florida State	3/4/23																	

## PRODUCTION TRACKER

	This Season	Career
Scored 10+ Points	1	1
Had 10+ Rebounds	1	1
Had Multiple Blocks	2	3
Led Tech in Blocks	1	1
Had Multiple Steals	-	-
Shot over 50% from the floor	10	13
Played 10+ Minutes	9	10
Shot 5+ Free Throws	-	-
Had Multiple Dunks	2	2





# 21 GRANT BASILE

**GRADUATE STUDENT** Forward | 6-9 | 235 | Agricultural and Life Sciences  
Pewaukee, Wisconsin | Wright State



## SEASON/CAREER BESTS

### POINTS

Season 30 vs. Delaware State (11/7/22)  
Career 37 at Marshall (11/12/21)

### REBOUNDS

Season 10 (2x), last vs. Dayton (12/7/22)  
Career 16 at NC State (12/21/21)

### ASSISTS

Season 4 (2x), last vs. UNC (12/4/22)  
Career 4 (3x), last vs. UNC (12/4/22)

### BLOCKS

Season 4 (2x), last vs. Dayton (12/7/22)  
Career 4 (6x), last vs. Dayton (12/7/22)

### STEALS

Season 2 vs. UNC (12/4/22)  
Career 5 vs. Cleveland State (1/28/22)

### MINUTES

Season 31 vs. Dayton (12/7/22)  
Career 40 at Robert Morris (1/13/22)

### FIELD GOALS MADE

Season 12 vs. Delaware State (11/7/22)  
Career 13 vs. Robert Morris (1/29/21)

### FIELD GOALS ATTEMPTED

Season 17 vs. Dayton (12/7/22)  
Career 25 vs. Youngstown St. (2/24/22)

### 3-PT. FIELD GOALS MADE

Season 6 vs. Delaware State (11/7/22)  
Career 6 vs. Delaware State (11/7/22)

### 3-PT. FIELD GOALS ATTEMPTED

Season 9 (2x), last vs. Dayton (12/7/22)  
Career 9 (3x), last vs. Dayton (12/7/22)

### FREE THROWS MADE

Season 4 (2x), last vs. ODU (11/17/22)  
Career 12 (2x), last at Marshall (11/12/21)

### FREE THROWS ATTEMPTED

Season 4 (2x), last vs. ODU (11/17/22)  
Career 15 vs. Milwaukee (3/2/21)

## CAREER STATS

	GP-GS	MIN	AVG	FG-FGA	FG%	3FG-FGA	3FG%	FT-FTA	FT%	OFF-DEF-TOT	AVG	PF-FO	AST	TO	BLK	STL	PTS	AVG
2018-19	3-0	18	6.0	1-2	.500	0-0	.000	2-6	.333	1-2-3	1.0	5-0	0	2	0	1	4	1.3
2019-20	32-5	458	14.3	74-151	.490	3-21	.143	48-69	.696	44-93-137	4.3	63-1	25	48	29	11	199	6.2
2020-21	24-15	649	27.0	137-222	.617	20-42	.476	67-101	.663	52-117-169	7.0	52-1	41	43	39	13	361	15.0
2021-22	36-36	1172	32.6	247-496	.498	39-138	.283	131-167	.784	93-214-307	8.5	101-4	72	107	59	34	664	18.4
2022-23	12-11	320	26.7	61-119	.513	26-63	.413	20-28	.714	11-56-67	5.6	19-0	25	21	23	6	168	14.0
<b>TOTAL</b>	<b>107-67</b>	<b>2585</b>	<b>24.2</b>	<b>520-990</b>	<b>.525</b>	<b>88-264</b>	<b>.333</b>	<b>268-371</b>	<b>.722</b>	<b>201-482-683</b>	<b>6.4</b>	<b>240-6</b>	<b>163</b>	<b>221</b>	<b>150</b>	<b>65</b>	<b>1396</b>	<b>13.0</b>

- Versatile forward who will play the 4 and the 5. *Last name pronounced: buh-ZILLY*
- Two-time All-Horizon League second team selection.
- Tallied 1,228 career points and 616 career rebounds.
- Averaged 12.9 points and 6.5 rebounds per game for his career as a Raider.
- Recorded 16 career double-doubles, including 11 in his final season at Wright State.
- Tallied 18.4 points per game in 2021-22.
- Connected on 47.6% of his 3-point attempts in 2020-21.
- Earned his bachelor's degree in accounting in December 2021.
- Chose the Hokies over Notre Dame, Wisconsin and Iowa State.
- Currently working on his master's degree from Virginia Tech's OMALS program.

## 2022-23 GAME-BY-GAME STATS

OPPONENT	DATE	ST	MIN	FG-FGA	PCT	3FG-FGA	PCT	FT-FTA	PCT	OFF	DEF	TOT	PF	A	T/O	BLK	STL	PTS
Delaware State	11/7/22	*	25	12-16	.750	6-9	.667	0-0	.000	2	8	10	1	1	4	1	1	30
Lehigh	11/10/22	*	25	3-7	.429	1-3	.333	4-4	1.000	1	7	8	1	2	3	1	0	11
William & Mary	11/13/22	*	20	5-8	.625	3-6	.500	0-0	.000	0	2	2	2	1	1	3	1	13
vs. Old Dominion	11/17/22		26	4-9	.444	3-7	.429	4-6	.667	2	2	4	1	0	1	2	0	15
vs. Penn State	11/18/22	*	26	7-11	.636	1-3	.333	2-3	.667	0	4	4	2	3	1	3	1	17
at College of Charleston	11/20/22	*	30	5-12	.417	2-7	.286	0-0	.000	1	4	5	0	4	3	1	0	12
Charleston Southern	11/25/22	*	24	2-6	.333	2-6	.333	0-0	.000	0	2	2	0	1	2	2	0	6
Minnesota	11/28/22	*	29	3-7	.429	1-3	.333	2-2	1.000	0	8	8	4	3	3	4	0	9
North Carolina	12/4/22	*	29	4-9	.444	1-3	.333	3-4	.750	0	4	4	2	4	1	0	2	12
Dayton	12/7/22	*	31	9-17	.529	4-9	.444	1-2	.500	2	8	10	2	1	1	4	0	23
vs. Oklahoma State	12/11/22	*	28	4-12	.333	2-5	.400	3-5	.600	1	4	5	3	2	0	2	1	13
Grambling State	12/17/22	*	22	3-5	.600	0-2	.000	1-2	.500	2	3	5	1	3	1	0	0	7
at Boston College	12/21/22																	
at Wake Forest	12/31/22																	
Clemson	1/4/23																	
NC State	1/7/23																	
at Syracuse	1/11/23																	
at Virginia	1/18/23																	
at Clemson	1/21/23																	
Duke	1/23/23																	
Syracuse	1/28/23																	
at Miami	1/31/23																	
Virginia	2/4/23																	
Boston College	2/8/23																	
at Notre Dame	2/11/23																	
at Georgia Tech	2/15/23																	
Pitt	2/18/23																	
Miami	2/21/23																	
at Duke	2/25/23																	
at Louisville	2/28/23																	
Florida State	3/4/23																	

## PRODUCTION TRACKER

	This Season	Career
Scored 10+ Points	9	67
Scored 20+ Points	2	25
Led Tech in Scoring	3	3
Had 10+ Rebounds	2	21
Led Tech in Rebounding	3	3
Had a Double-Double	2	18
Shot over 50% from the floor	5	63
Made 3+ 3FGs	4	9
Shot 5+ Free Throws	2	29



# 25 JUSTYN MUTTS

**SENIOR** Forward | 6-7 | 220 | Human Development (2nd undergrad degree)  
Millville, New Jersey | Delaware



## SEASON/CAREER BESTS

### POINTS

Season 27 vs. UNC (12/4/22)  
Career 30 at Hofstra (1/23/20)

### REBOUNDS

Season 12 vs. Penn State (11/18/22)  
Career 16 vs. UMEs (11/29/19)

### ASSISTS

Season 6 vs. William & Mary (11/13/22)  
Career 11 vs. Syracuse (2/12/22)

### BLOCKS

Season 3 vs. Minnesota (11/28/22)  
Career 4 (4x), last at Miami (2/26/22)

### STEALS

Season 6 vs. Oklahoma State (12/11/22)  
Career 6 vs. Oklahoma State (12/11/22)

### MINUTES

Season 39 at CofC (11/20/22)  
Career 39 (3x), last at CofC (11/20/22)

### FIELD GOALS MADE

Season 12 vs. UNC (12/4/22)  
Career 14 at Hofstra (1/23/20)

### FIELD GOALS ATTEMPTED

Season 16 vs. UNC (12/4/22)  
Career 17 at Hofstra (1/23/20)

### 3-PT. FIELD GOALS MADE

Season 2 (2x), last vs. Grambling (12/17/22)  
Career 3 (2x), last vs. North Carolina (3/11/21)

### 3-PT. FIELD GOALS ATTEMPTED

Season 3 (2x), last vs. Grambling (12/17/22)  
Career 5 (3x), last vs. North Carolina (3/11/21)

### FREE THROWS MADE

Season 5 vs. CSU (11/25/22)  
Career 8 vs. UMEs (11/29/19)

### FREE THROWS ATTEMPTED

Season 7 (2x), last vs. CSU (11/25/22)  
Career 8 (3x), last vs. Columbia (12/2/19)

## CAREER STATS

	GP-GS	MIN	AVG	FG-FGA	FG%	3FG-FGA	3FG%	FT-FTA	FT%	OFF-DEF-TOT	AVG	PF-FO	AST	TO	BLK	STL	PTS	AVG
2017-18	28-18	568	20.3	71-132	.538	0-1	.000	26-47	.553	38-74-112	4.0	86-2	39	42	32	30	168	6.0
2019-20	33-32	1046	31.7	162-301	.538	2-18	.111	75-102	.735	66-210-276	8.4	110-7	72	82	34	44	401	12.2
2020-21	22-21	651	29.6	83-162	.512	15-45	.333	27-53	.509	37-104-141	6.4	62-2	49	51	17	13	208	9.5
2021-22	36-36	1075	29.9	146-272	.537	16-48	.333	56-83	.675	83-181-264	7.3	96-0	123	97	34	43	364	10.1
2022-23	11-11	337	30.6	58-94	.617	7-14	.500	18-31	.581	16-71-87	7.9	25-0	38	29	7	19	141	12.8
<b>TOTAL</b>	<b>130-118</b>	<b>3677</b>	<b>28.3</b>	<b>520-961</b>	<b>.541</b>	<b>40-126</b>	<b>.317</b>	<b>202-316</b>	<b>.639</b>	<b>240-640-880</b>	<b>6.8</b>	<b>379-11</b>	<b>321</b>	<b>301</b>	<b>124</b>	<b>149</b>	<b>1282</b>	<b>9.9</b>

*First name pronounced: JUST-in*

- Preseason All-ACC Second Team.
- 2021-22 Skip Prosser Award winner.
- Started all 36 games he played in last season.
- Reached double-figure scoring 17 times in his second season as a Hokie.
- ACC All-Academic Team member in 2020-21.
- At Delaware, led the Blue Hens in rebounding and was fifth in the CAA in rebounds per game with 8.4 in 2019-20.
- Second on the team in points per game (12.2) and turned in 11 double-doubles - the third most in the CAA.
- Had 19 double-digit scoring outings and 13 double-figure rebounding efforts in 2019-20.
- Sat out the 2018-19 season due to NCAA transfer policy.
- As a freshman at High Point, Big South All-Freshman Team honoree.
- Chose the Hokies over Mississippi State and Houston.
- Earned his master's degree from Virginia Tech's OMALS program in May 2021 and his second graduate degree in educational psychology in May 2022.

## 2022-23 GAME-BY-GAME STATS

OPPONENT	DATE	ST	MIN	FG-FGA	PCT	3FG-FGA	PCT	FT-FTA	PCT	OFF	DEF	TOT	PF	A	T/O	BLK	STL	PTS
Delaware State	11/7/22							DNP										
Lehigh	11/10/22	*	31	6-7	.857	1-1	1.000	3-7	.429	1	10	11	1	5	0	1	2	16
William & Mary	11/13/22	*	24	1-2	.500	0-0	.000	0-0	.000	1	3	4	4	6	4	1	1	2
vs. Old Dominion	11/17/22	*	36	4-7	.571	1-2	.500	2-2	1.000	1	9	10	1	2	3	1	1	11
vs. Penn State	11/18/22	*	38	5-12	.417	0-1	.000	0-2	.000	2	10	12	2	5	4	0	1	10
at College of Charleston	11/20/22	*	39	8-11	.727	0-1	.000	0-0	.000	2	7	9	0	2	1	0	2	16
Charleston Southern	11/25/22	*	36	6-11	.545	0-2	.000	5-7	.714	3	6	9	3	5	1	1	1	17
Minnesota	11/28/22	*	24	7-13	.538	0-0	.000	2-4	.500	3	6	9	3	2	5	3	2	16
North Carolina	12/4/22	*	38	12-16	.750	1-1	1.000	2-2	1.000	2	9	11	2	4	5	0	1	27
Dayton	12/7/22	*	22	0-0	.000	0-0	.000	2-2	1.000	0	5	5	2	1	0	0	0	2
vs. Oklahoma State	12/11/22	*	26	5-8	.625	2-3	.667	1-2	.500	1	3	4	4	4	4	0	6	13
Grambling State	12/17/22	*	23	4-7	.571	2-3	.667	1-3	.333	0	3	3	3	2	2	0	2	11
at Boston College	12/21/22																	
at Wake Forest	12/31/22																	
Clemson	1/4/23																	
NC State	1/7/23																	
at Syracuse	1/11/23																	
at Virginia	1/18/23																	
at Clemson	1/21/23																	
Duke	1/23/23																	
Syracuse	1/28/23																	
at Miami	1/31/23																	
Virginia	2/4/23																	
Boston College	2/8/23																	
at Notre Dame	2/11/23																	
at Georgia Tech	2/15/23																	
Pitt	2/18/23																	
Miami	2/21/23																	
at Duke	2/25/23																	
at Louisville	2/28/23																	
Florida State	3/4/23																	

## PRODUCTION TRACKER

	This Season	Career
Scored 10+ Points	9	59
Scored 20+ Points	1	10
Led Tech in Scoring	2	8
Had 10+ Rebounds	4	28
Led Tech in Rebounding	8	33
Had a Double-Double	4	20
Shot over 50% from the floor	9	82
Made 3+ 3FGs	-	2
Shot 5+ Free Throws	2	23





# 33 MICHAEL WARD

**FRESHMAN** Guard | 6-2 | 175 | Business  
Bethesda, Maryland | Walt Whitman



## SEASON/CAREER BESTS

### POINTS

Season -  
Career -

### REBOUNDS

Season -  
Career -

### ASSISTS

Season -  
Career -

### BLOCKS

Season -  
Career -

### STEALS

Season -  
Career -

### MINUTES

Season 2 vs. Dayton (12/7/22)  
Career 2 vs. Dayton (12/7/22)

### FIELD GOALS MADE

Season -  
Career -

### FIELD GOALS ATTEMPTED

Season -  
Career -

### 3-PT. FIELD GOALS MADE

Season -  
Career -

### 3-PT. FIELD GOALS ATTEMPTED

Season -  
Career -

### FREE THROWS MADE

Season -  
Career -

### FREE THROWS ATTEMPTED

Season -  
Career -

## CAREER STATS

	GP-GS	MIN	AVG	FG-FGA	FG%	3FG-FGA	3FG%	FT-FTA	FT%	OFF-DEF-TOT	AVG	PF-FO	AST	TO	BLK	STL	PTS	AVG
2022-23	4-0	5	1.3	0-0	.000	0-0	.000	0-0	.000	0-0-0	0.0	0-0	0	1	0	0	0	0.0
<b>TOTAL</b>	<b>4-0</b>	<b>5</b>	<b>1.3</b>	<b>0-0</b>	<b>.000</b>	<b>0-0</b>	<b>.000</b>	<b>0-0</b>	<b>.000</b>	<b>0-0-0</b>	<b>0.0</b>	<b>0-0</b>	<b>0</b>	<b>1</b>	<b>0</b>	<b>0</b>	<b>0</b>	<b>0.0</b>

- Recruited as a preferred walk-on.
- Averaged 15.1 points, 5.7 rebounds, 1.9 assists, and 1.4 steals per game for Whitman in 2021-22.
- Shot 38% from 3-point range (57-149) and helped lead the Vikings to a 13-9 overall record and a berth in the 4A West Regional semifinals.
- Named First-Team 4A South Division and to the Montgomery County 4A South All-Division Team.

## 2022-23 GAME-BY-GAME STATS

OPPONENT	DATE	ST	MIN	FG-FGA	PCT	3FG-FGA	PCT	FT-FTA	PCT	OFF	DEF	TOT	PF	A	T/O	BLK	STL	PTS
Delaware State	11/7/22		1	0-0	.000	0-0	.000	0-0	.000	0	0	0	0	0	0	0	0	0
Lehigh	11/10/22								DNP									
William & Mary	11/13/22	1		0-0	.000	0-0	.000	0-0	.000	0	0	0	0	0	0	0	0	0
vs. Old Dominion	11/17/22								DNP									
vs. Penn State	11/18/22								DNP									
at College of Charleston	11/20/22								DNP									
Charleston Southern	11/25/22								DNP									
Minnesota	11/28/22								DNP									
North Carolina	12/4/22								DNP									
Dayton	12/7/22	2		0-0	.000	0-0	.000	0-0	.000	0	0	0	0	0	0	0	0	0
vs. Oklahoma State	12/11/22								DNP									
Grambling State	12/17/22	1		0-0	.000	0-0	.000	0-0	.000	0	0	0	0	0	1	0	0	0
at Boston College	12/21/22																	
at Wake Forest	12/31/22																	
Clemson	1/4/23																	
NC State	1/7/23																	
at Syracuse	1/11/23																	
at Virginia	1/18/23																	
at Clemson	1/21/23																	
Duke	1/23/23																	
Syracuse	1/28/23																	
at Miami	1/31/23																	
Virginia	2/4/23																	
Boston College	2/8/23																	
at Notre Dame	2/11/23																	
at Georgia Tech	2/15/23																	
Pitt	2/18/23																	
Miami	2/21/23																	
at Duke	2/25/23																	
at Louisville	2/28/23																	
Florida State	3/4/23																	

## PRODUCTION TRACKER

	This Season
Scored 5+ Points	-
Scored 10+ Points	-
Made Multiple 3FGs	-
Made 3+ 3FGs	-
Led Tech in 3FGM	-
Shot over 40% from 3	-
Played 5+ Minutes	-
Had Multiple Assists	-
Had Multiple Steals	-



# 34 MYLYJAE POTEA

**JUNIOR** Forward | 6-9 | 265 | Sociology  
Reidsville, North Carolina | Rice



## SEASON/CAREER BESTS

**POINTS**  
Season 9 vs. Delaware State (11/7/22)  
Career 18 vs. UAB (1/8/22)

**REBOUNDS**  
Season 6 vs. Oklahoma State (12/11/22)  
Career 11 vs. Ohio (3/19/22)

**ASSISTS**  
Season 1 (3x), last vs. Oklahoma St. (12/11/22)  
Career 3 vs. Jarvis Christian (2/8/22)

**BLOCKS**  
Season 1 (3x), last vs. Penn State (11/18/22)  
Career 1 (14x), last vs. Penn State (11/18/22)

**STEALS**  
Season 1 (3x), last vs. Grambling (12/17/22)  
Career 2 at Western Kentucky (2/13/21)

**MINUTES**  
Season 17 vs. Delaware State (11/7/22)  
Career 24 (2x), last vs. UAB (2/17/22)

**FIELD GOALS MADE**  
Season 4 vs. Minnesota (11/28/22)  
Career 7 at Western Kentucky (1/13/22)

**FIELD GOALS ATTEMPTED**  
Season 6 vs. Lehigh (11/10/22)  
Career 10 at Western Kentucky (1/13/22)

**3-PT. FIELD GOALS MADE**  
Season -  
Career -

**3-PT. FIELD GOALS ATTEMPTED**  
Season -  
Career 1 at UAB (1/23/21)

**FREE THROWS MADE**  
Season 6 vs. Oklahoma State (12/11/22)  
Career 9 at Louisiana Tech (1/27/22)

**FREE THROWS ATTEMPTED**  
Season 7 vs. Delaware State (11/7/22)  
Career 10 at Louisiana Tech (1/27/22)

## CAREER STATS

	GP-GS	MIN	AVG	FG-FGA	FG%	3FG-FGA	3FG%	FT-FTA	FT%	OFF-DEF-TOT	AVG	PF-FO	AST	TO	BLK	STL	PTS	AVG
2020-21	13-0	131	10.1	19-29	.655	0-1	.000	20-25	.800	11-24-35	2.7	25-0	6	15	4	3	58	4.5
2021-22	33-3	456	13.8	93-150	.620	0-0	.000	67-99	.677	58-79-137	4.2	67-1	12	40	8	4	253	7.7
2022-23	12-0	121	10.1	18-29	.621	0-0	.000	17-19	.895	12-15-27	2.3	22-0	3	7	3	3	53	4.4
<b>TOTAL</b>	<b>58-3</b>	<b>682</b>	<b>11.8</b>	<b>130-208</b>	<b>.625</b>	<b>0-1</b>	<b>.000</b>	<b>104-143</b>	<b>.727</b>	<b>81-118-199</b>	<b>3.4</b>	<b>114-1</b>	<b>21</b>	<b>62</b>	<b>15</b>	<b>10</b>	<b>364</b>	<b>6.3</b>


- Has drawn high praise from Coach Young since arriving in Blacksburg – credits his footwork and hands. *Name pronounced: muh-LIE-juhl POH-teet*
- Tallied 311 career points and 172 career rebounds.
- Averaged 6.8 points and 3.7 rebounds per game for his career as an Owl.
- Recorded a pair of double-doubles in 2021-22.
- Connected on 70.2% (87-124) of his attempts from the floor in two seasons at Rice.
- One of five players to play all 33 games for the Owls in 2021-22.
- His 62.0 field-goal percentage was the seventh-highest in a season in program history in 2021-22.
- Reached double-figure scoring 14 times in 2021-22, leading the Owls in scoring and rebounding five times.

## 2022-23 GAME-BY-GAME STATS

OPPONENT	DATE	ST	MIN	FG-FGA	PCT	3FG-FGA	PCT	FT-FTA	PCT	OFF	DEF	TOT	PF	A	T/O	BLK	STL	PTS
Delaware State	11/7/22		17	2-3	.667	0-0	.000	5-7	.714	3	1	4	3	1	1	1	1	9
Lehigh	11/10/22		12	3-6	.500	0-0	.000	0-0	.000	2	1	3	0	0	0	1	0	6
William & Mary	11/13/22		13	3-4	.750	0-0	.000	0-0	.000	2	2	4	1	1	0	0	0	6
vs. Old Dominion	11/17/22		6	0-0	.000	0-0	.000	2-2	1.000	1	1	2	3	0	0	0	1	2
vs. Penn State	11/18/22		8	2-5	.400	0-0	.000	2-2	1.000	0	1	1	1	0	1	1	0	6
at College of Charleston	11/20/22		8	0-0	.000	0-0	.000	0-0	.000	0	0	0	3	0	0	0	0	0
Charleston Southern	11/25/22		5	0-0	.000	0-0	.000	0-0	.000	0	1	1	0	0	0	0	0	0
Minnesota	11/28/22		11	4-5	.800	0-0	.000	0-0	.000	1	0	1	4	0	1	0	0	8
North Carolina	12/4/22		4	0-0	.000	0-0	.000	0-0	.000	0	1	1	2	0	0	0	0	0
Dayton	12/7/22		12	1-1	1.000	0-0	.000	2-2	1.000	0	1	1	2	0	1	0	0	4
vs. Oklahoma State	12/11/22		15	1-2	.500	0-0	.000	6-6	1.000	2	4	6	3	1	0	0	0	8
Grambling State	12/17/22		11	2-3	.667	0-0	.000	0-0	.000	1	2	3	0	0	3	0	1	4
at Boston College	12/21/22																	
at Wake Forest	12/31/22																	
Clemson	1/4/23																	
NC State	1/7/23																	
at Syracuse	1/11/23																	
at Virginia	1/18/23																	
at Clemson	1/21/23																	
Duke	1/23/23																	
Syracuse	1/28/23																	
at Miami	1/31/23																	
Virginia	2/4/23																	
Boston College	2/8/23																	
at Notre Dame	2/11/23																	
at Georgia Tech	2/15/23																	
Pitt	2/18/23																	
Miami	2/21/23																	
at Duke	2/25/23																	
at Louisville	2/28/23																	
Florida State	3/4/23																	

## PRODUCTION TRACKER

	This Season	Career
Scored 10+ Points	-	16
Had 10+ Rebounds	-	2
Had Multiple Blocks	-	-
Led Tech in Blocks	-	-
Had Multiple Steals	-	1
Shot over 50% from the floor	7	35
Played 10+ Minutes	7	41
Shot 5+ Free Throws	2	7
Had Multiple Dunks	1	1



# VIRGINIA TECH MEN'S BASKETBALL

## COMBINED TEAM STATS

### Game Records

Record	Overall	Home	Away	Neutral
ALL GAMES	11-1	8-0	0-1	3-0
CONFERENCE	1-0	1-0	0-0	0-0
NON-CONFERENCE	10-1	7-0	0-1	3-0

### Score by Periods

Team	1st	2nd	OT	TOT
Virginia Tech	485	430	0	915
Opponents	338	410	0	748

### Team Box Score

No.	Player				Total		3-Point		F-Throw		Rebounds											
		GP-GS	MIN	AVG	FG-FGA	FG%	3FG-3FGA	3FG%	FT-FTA	FT%	OFF	DEF	TOT	AVG	PF	DQ	A	TO	BLK	STL	PTS	AVG
3	PEDULLA, Sean	12-12	408:45	34.1	78-161	.484	24-63	.381	27-36	.750	4	38	42	3.5	25	1	48	18	2	12	207	17.3
21	BASILE, Grant	12-11	319:17	26.6	61-119	.513	26-63	.413	20-28	.714	11	56	67	5.6	19	0	25	21	23	6	168	14.0
25	MUTTS, Justyn	11-11	336:09	30.6	58-94	.617	7-14	.500	18-31	.581	16	71	87	7.9	25	0	38	29	7	19	141	12.8
0	CATTOOR, Hunter	12-12	377:06	31.4	39-91	.429	26-64	.406	16-23	.696	3	45	48	4.0	18	0	19	7	2	10	120	10.0
13	MADDOX, Darius	12-12	370:06	30.8	44-109	.404	10-37	.270	13-15	.867	16	23	39	3.3	20	0	14	9	3	6	111	9.3
15	KIDD, Lynn	12-2	147:41	12.3	27-41	.659	0-0	.000	7-10	.700	14	23	37	3.1	18	0	9	8	5	2	61	5.1
34	POTEAT, Mylyjael	12-0	125:11	10.4	18-29	.621	0-0	.000	17-19	.895	12	15	27	2.3	22	0	3	7	3	3	53	4.4
2	COLLINS, MJ	12-0	238:30	19.9	16-50	.320	4-25	.160	8-10	.800	7	21	28	2.3	16	0	17	4	0	3	44	3.7
11	CAMDEN, John	7-0	46:20	6.6	3-10	.300	2-9	.222	0-0	.000	1	5	6	0.9	7	0	0	1	0	0	8	1.1
14	DAWYOT, Owyn	4-0	05:10	1.3	1-2	.500	0-1	.000	0-0	.000	0	1	1	0.3	1	0	0	0	0	0	2	0.5
10	JOHNSON, Camden	6-0	20:36	3.4	0-1	.000	0-0	.000	0-0	.000	1	2	3	0.5	2	0	4	1	0	0	0	0.0
33	WARD, Michael	4-0	05:10	1.3	0-0	.000	0-0	.000	0-0	.000	0	0	0	0.0	0	0	0	1	0	0	0	0.0
Team											20	21	41									3
<b>Total</b>		<b>12</b>	<b>2400</b>		<b>345-707</b>	<b>.488</b>	<b>99-276</b>	<b>.359</b>	<b>126-172</b>	<b>.733</b>	<b>105</b>	<b>321</b>	<b>426</b>	<b>35.5</b>	<b>173</b>	<b>1</b>	<b>177</b>	<b>109</b>	<b>45</b>	<b>61</b>	<b>915</b>	<b>76.3</b>
<b>Opponents</b>		<b>12</b>	<b>2400</b>		<b>289-707</b>	<b>.409</b>	<b>77-250</b>	<b>.308</b>	<b>93-142</b>	<b>.655</b>	<b>119</b>	<b>278</b>	<b>397</b>	<b>33.1</b>	<b>186</b>	<b>1</b>	<b>129</b>	<b>147</b>	<b>38</b>	<b>59</b>	<b>748</b>	<b>62.3</b>

### Team Statistics

	VT	OPP
<b>Scoring</b>	<b>915</b>	<b>748</b>
Points per game	76.3	62.3
Scoring margin	+13.9	-
<b>Field goals-att</b>	<b>345-707</b>	<b>289-707</b>
Field goal pct	.488	.409
<b>3 point fg-att</b>	<b>99-276</b>	<b>77-250</b>
3-point FG pct	.359	.308
3-pt FG made per game	8.3	6.4
<b>Free throws-att</b>	<b>126-172</b>	<b>93-142</b>
Free throw pct	.733	.655
F-Throws made per game	10.5	7.8
<b>Rebounds</b>	<b>426</b>	<b>397</b>
Rebounds per game	35.5	33.1
Rebounding margin	+2.4	-
<b>Assists</b>	<b>177</b>	<b>129</b>
Assists per game	14.8	10.8
<b>Turnovers</b>	<b>109</b>	<b>147</b>
Turnovers per game	9.1	12.3
Turnover margin	+3.2	-
Assist/turnover ratio	1.6	0.9
<b>Steals</b>	<b>61</b>	<b>59</b>
Steals per game	5.1	4.9
<b>Blocks</b>	<b>45</b>	<b>38</b>
Blocks per game	3.8	3.2
<b>Winning streak</b>	<b>6</b>	<b>-</b>
Home win streak	8	-
<b>Attendance</b>	<b>64385</b>	<b>5405</b>
Home games-Avg/Game	8-8048	1-5405
Neutral site-Avg/Game	-	3-1395

### Team Results

Date	Opponent		Score	Att.
11/07/2022	Delaware St.	W	95-57	7899
11/10/2022	Lehigh	W	78-52	7541
11/13/2022	William & Mary	W	94-77	7936
11/17/2022	vs Old Dominion	W	75-71	2155
11/18/2022	vs Penn St.	W	61-59	2030
11/20/2022	at Col. of Charleston	L	75-77	5405
11/25/2022	Charleston So.	W	69-64	8925
11/28/2022	Minnesota	W	67-57	7870
12/04/2022	North Carolina	W	80-72	8925
12/07/2022	Dayton	W	77-49	7702
12/11/2022	vs Oklahoma St.	W	70-65	0
12/17/2022	Grambling	W	74-48	7587



## COMBINED TEAM STATS (ACC-ONLY)

### Game Records

Record	Overall	Home	Away	Neutral
ALL GAMES	1-0	1-0	0-0	0-0
CONFERENCE	1-0	1-0	0-0	0-0
NON-CONFERENCE	0-0	0-0	0-0	0-0

### Score by Periods

Team	1st	2nd	OT	TOT
Virginia Tech	37	43	0	80
Opponents	27	45	0	72

### Team Box Score

No.	Player	Total			3-Point			F-Throw		Rebounds				PF DQ A TO BLK STL PTS AVG								
		GP-GS	MIN	AVG	FG-FGA	FG%	3FG-3FGA	3FG%	FT-FTA	FT%	OFF	DEF	TOT	AVG	PF	DQ	A	TO	BLK	STL	PTS	AVG
25	MUTTS, Justyn	1-1	38:13	38.2	12-16	.750	1-1	1.000	2-2	1.000	2	9	11	11.0	2	0	4	5	0	1	27	27.0
3	PEDULLA, Sean	1-1	35:16	35.3	5-14	.357	1-5	.200	3-4	.750	0	4	4	4.0	4	0	4	2	0	0	14	14.0
0	CATTOOR, Hunter	1-1	29:12	29.2	5-7	.714	3-4	.750	0-1	.000	0	3	3	3.0	3	0	1	0	0	0	13	13.0
21	BASILE, Grant	1-1	29:24	29.4	4-9	.444	1-3	.333	3-4	.750	0	4	4	4.0	2	0	4	1	0	2	12	12.0
2	COLLINS, MJ	1-0	21:03	21.1	2-7	.286	1-4	.250	3-4	.750	5	3	8	8.0	3	0	1	0	0	0	8	8.0
15	KIDD, Lynn	1-0	06:00	6.0	2-2	1.000	0-0	.000	0-0	.000	1	0	1	1.0	1	0	0	0	0	0	4	4.0
13	MADDOX, Darius	1-1	36:34	36.6	1-6	.167	0-2	.000	0-0	.000	0	4	4	4.0	4	0	2	1	0	1	2	2.0
34	POTEAT, Mylyjael	1-0	04:18	4.3	0-0	.000	0-0	.000	0-0	.000	0	1	1	1.0	2	0	0	0	0	0	0	0.0
Team											2	1	3					1				
<b>Total</b>		<b>1</b>	<b>200</b>		<b>31-61</b>	<b>.508</b>	<b>7-19</b>	<b>.368</b>	<b>11-15</b>	<b>.733</b>	<b>10</b>	<b>29</b>	<b>39</b>	<b>39.0</b>	<b>21</b>	<b>0</b>	<b>16</b>	<b>10</b>	<b>0</b>	<b>4</b>	<b>80</b>	<b>80.0</b>
<b>Opponents</b>		<b>1</b>	<b>200</b>		<b>24-51</b>	<b>.471</b>	<b>3-17</b>	<b>.176</b>	<b>21-27</b>	<b>.778</b>	<b>4</b>	<b>21</b>	<b>25</b>	<b>25.0</b>	<b>17</b>	<b>0</b>	<b>6</b>	<b>10</b>	<b>5</b>	<b>5</b>	<b>72</b>	<b>72.0</b>

### Team Statistics

	VT	OPP
<b>Scoring</b>	<b>80</b>	<b>72</b>
Points per game	80.0	72.0
Scoring margin	+8.0	-
<b>Field goals-att</b>	<b>31-61</b>	<b>24-51</b>
Field goal pct	.508	.471
<b>3 point fg-att</b>	<b>7-19</b>	<b>3-17</b>
3-point FG pct	.368	.176
3-pt FG made per game	7.0	3.0
<b>Free throws-att</b>	<b>11-15</b>	<b>21-27</b>
Free throw pct	.733	.778
F-Throws made per game	11.0	21.0
<b>Rebounds</b>	<b>39</b>	<b>25</b>
Rebounds per game	39.0	25.0
Rebounding margin	+14.0	-
<b>Assists</b>	<b>16</b>	<b>6</b>
Assists per game	16.0	6.0
<b>Turnovers</b>	<b>10</b>	<b>10</b>
Turnovers per game	10.0	10.0
Turnover margin	0.0	-
Assist/turnover ratio	1.6	0.6
<b>Steals</b>	<b>4</b>	<b>5</b>
Steals per game	4.0	5.0
<b>Blocks</b>	<b>0</b>	<b>5</b>
Blocks per game	0.0	5.0
<b>Winning streak</b>	<b>1</b>	<b>-</b>
Home win streak	1	-
<b>Attendance</b>	<b>8925</b>	<b>0</b>
Home games-Avg/Game	1-8925	0-0
Neutral site-Avg/Game	-	0-0

### Team Results

Date	Opponent		Score	Att.
12/04/2022	North Carolina	W	80-72	8925

# VIRGINIA TECH MEN'S BASKETBALL

## TEAM GAME-BY-GAME

Opponent	Date	Score	W	Total		3-Pointers		Free throws		Rebounds				Other Stats						
				FG-FGA	PCT	3FG-3FGA	PCT	FT-FTA	PCT	OFF	DEF	TOT	AVG	PF	A	TO	BLK	STL	PTS	AVG
Delaware St.	11/07/2022	95-57	W	33-60	.550	14-28	.500	15-20	.750	11	31	42	42.0	10	18	10	4	5	95	95.0
Lehigh	11/10/2022	78-52	W	31-58	.534	5-18	.278	11-16	.688	5	31	36	39.0	7	15	5	4	3	78	86.5
William & Mary	11/13/2022	94-77	W	33-59	.559	16-32	.500	12-12	1.000	9	19	28	35.3	18	19	7	5	4	94	89.0
vs Old Dominion	11/17/2022	75-71	W	25-56	.446	10-23	.435	15-21	.714	6	26	32	34.5	15	13	6	3	2	75	85.5
vs Penn St.	11/18/2022	61-59	W	26-58	.448	3-19	.158	6-9	.667	8	26	34	34.4	12	14	9	4	9	61	80.6
at Col. of Charleston	11/20/2022	75-77	L	33-66	.500	6-27	.222	3-5	.600	8	25	33	34.2	15	12	13	1	7	75	79.7
Charleston So.	11/25/2022	69-64	W	26-61	.426	6-21	.286	11-15	.733	14	23	37	34.6	11	14	7	4	1	69	78.1
Minnesota	11/28/2022	67-57	W	28-57	.491	5-14	.357	6-8	.750	11	31	42	35.5	17	12	14	8	2	67	76.8
North Carolina	12/04/2022	80-72	W	31-61	.508	7-19	.368	11-15	.733	10	29	39	35.9	21	16	10	0	4	80	77.1
Dayton	12/07/2022	77-49	W	31-63	.492	9-28	.321	6-7	.857	5	30	35	35.8	18	13	5	6	5	77	77.1
vs Oklahoma St.	12/11/2022	70-65	W	22-57	.386	7-20	.350	19-24	.792	11	26	37	35.9	18	12	10	3	11	70	76.5
Grambling	12/17/2022	74-48	W	26-51	.510	11-27	.407	11-20	.550	7	24	31	35.5	11	19	13	3	8	74	76.3
<b>Total</b>		<b>915</b>		<b>345-707</b>	<b>.488</b>	<b>99-276</b>	<b>.359</b>	<b>126-172</b>	<b>.733</b>	<b>105</b>	<b>321</b>	<b>426</b>	<b>35.5</b>	<b>173</b>	<b>177</b>	<b>109</b>	<b>45</b>	<b>61</b>	<b>915</b>	<b>76.3</b>
Opponents		748		289-707	.409	77-250	.308	93-142	.655	119	278	397	33.1	186	129	147	38	59	748	62.3

### Virginia Tech Averages

Games Played	Points/game	FG Pct	3FG Pct	FT Pct	Rebounds/game	Assists/game	Turnovers/game	Assist/Turnover ratio	Steals/game	Blocks/game
12	76.3	48.8	35.9	73.3	35.5	14.8	9.1	1.6	5.1	3.8

## OPPONENTS GAME-BY-GAME

Opponent	Date	Score	W	Total		3-Pointers		Free throws		Rebounds				PF	A	TO	BLK	STL	PTS	AVG
				FG-FGA	PCT	3FG-3FGA	PCT	FT-FTA	PCT	OFF	DEF	TOT	AVG							
Delaware St.	11/07/2022	95-57	W	24-62	.387	4-16	.250	5-7	.714	7	17	24	24.0	18	9	12	2	5	57	57.0
Lehigh	11/10/2022	78-52	W	23-63	.365	5-21	.238	1-2	.500	9	23	32	28.0	17	12	11	1	4	52	54.5
William & Mary	11/13/2022	94-77	W	29-58	.500	11-22	.500	8-12	.667	10	17	27	27.7	15	12	12	2	3	77	62.0
vs Old Dominion	11/17/2022	75-71	W	29-71	.408	6-19	.316	7-12	.583	18	28	46	32.3	16	10	7	6	4	71	64.3
vs Penn St.	11/18/2022	61-59	W	23-56	.411	11-30	.367	2-4	.500	8	26	34	32.6	12	15	14	0	6	59	63.2
at Col. of Charleston	11/20/2022	75-77	L	30-59	.508	8-23	.348	9-12	.750	6	27	33	32.7	14	11	14	3	9	77	65.5
Charleston So.	11/25/2022	69-64	W	26-60	.433	8-22	.364	4-8	.500	14	24	38	33.4	14	12	10	2	2	64	65.3
Minnesota	11/28/2022	67-57	W	22-60	.367	6-23	.261	7-14	.500	8	19	27	32.6	14	11	9	6	7	57	64.3
North Carolina	12/04/2022	80-72	W	24-51	.471	3-17	.176	21-27	.778	4	21	25	31.8	17	6	10	5	5	72	65.1
Dayton	12/07/2022	77-49	W	18-60	.300	3-15	.200	10-17	.588	15	27	42	32.8	11	7	12	3	1	49	63.5
vs Oklahoma St.	12/11/2022	70-65	W	22-55	.400	7-24	.292	14-19	.737	11	27	38	33.3	21	14	17	7	6	65	63.6
Grambling	12/17/2022	74-48	W	19-52	.365	5-18	.278	5-8	.625	9	22	31	33.1	17	10	19	1	7	48	62.3
<b>Total</b>		<b>748</b>		<b>289-707</b>	<b>.409</b>	<b>77-250</b>	<b>.308</b>	<b>93-142</b>	<b>.655</b>	<b>119</b>	<b>278</b>	<b>397</b>	<b>33.1</b>	<b>186</b>	<b>129</b>	<b>147</b>	<b>38</b>	<b>59</b>	<b>748</b>	<b>62.3</b>
Virginia Tech		915		345-707	.488	99-276	.359	126-172	.733	105	321	426	35.5	173	177	109	45	61	915	76.3

### Opponents Averages

Games Played	Points/game	FG Pct	3FG Pct	FT Pct	Rebounds/game	Assists/game	Turnovers/game	Assist/Turnover ratio	Steals/game	Blocks/game
12	62.3	40.9	30.8	65.5	33.1	10.8	12.3	0.9	4.9	3.2



TEAM CATEGORY LEADERS

Points

##	Player	G	Pts	Pts/G
3	Pedulla, Sean	12	207	17.3
21	Basile, Grant	12	168	14.0
25	Mutts, Justyn	11	141	12.8
0	Cattoor, Hunter	12	120	10.0
13	Maddox, Darius	12	111	9.3
15	Kidd, Lynn	12	61	5.1
34	Poteat, Mylyjael	12	53	4.4
2	Collins, MJ	12	44	3.7
11	Camden, John	7	8	1.1
14	Dawyot, Owyn	4	2	0.5

Scoring Average

##	Player	G	Pts	Pts/G
3	Pedulla, Sean	12	207	17.3
21	Basile, Grant	12	168	14.0
25	Mutts, Justyn	11	141	12.8
0	Cattoor, Hunter	12	120	10.0
13	Maddox, Darius	12	111	9.3
15	Kidd, Lynn	12	61	5.1
34	Poteat, Mylyjael	12	53	4.4
2	Collins, MJ	12	44	3.7
11	Camden, John	7	8	1.1
14	Dawyot, Owyn	4	2	0.5

Field Goal Percentage

##	Player	FG	Att	Pct
15	Kidd, Lynn	27	41	.659
34	Poteat, Mylyjael	18	29	.621
25	Mutts, Justyn	58	94	.617
21	Basile, Grant	61	119	.513
14	Dawyot, Owyn	1	2	.500
3	Pedulla, Sean	78	161	.484
0	Cattoor, Hunter	39	91	.429
13	Maddox, Darius	44	109	.404
2	Collins, MJ	16	50	.320
11	Camden, John	3	10	.300

Field Goal Attempts

##	Player	G	Att	Att/G
3	Pedulla, Sean	12	161	13.4
21	Basile, Grant	12	119	9.9
13	Maddox, Darius	12	109	9.1
25	Mutts, Justyn	11	94	8.5
0	Cattoor, Hunter	12	91	7.6

Field Goals Made

##	Player	G	Made	Made/G
3	Pedulla, Sean	12	78	6.5
21	Basile, Grant	12	61	5.1
25	Mutts, Justyn	11	58	5.3
13	Maddox, Darius	12	44	3.7
0	Cattoor, Hunter	12	39	3.3

3-Point FG Percentage

##	Player	3FG	Att	Pct
25	Mutts, Justyn	7	14	.500
21	Basile, Grant	26	63	.413
0	Cattoor, Hunter	26	64	.406
3	Pedulla, Sean	24	63	.381
13	Maddox, Darius	10	37	.270
11	Camden, John	2	9	.222
2	Collins, MJ	4	25	.160

3-Point FG Attempts

##	Player	G	Att	Att/G
0	Cattoor, Hunter	12	64	5.3
3	Pedulla, Sean	12	63	5.3
21	Basile, Grant	12	63	5.3
13	Maddox, Darius	12	37	3.1
2	Collins, MJ	12	25	2.1

3-Point FG Made

##	Player	G	Made	Made/G
21	Basile, Grant	12	26	2.2
0	Cattoor, Hunter	12	26	2.2
3	Pedulla, Sean	12	24	2.0
13	Maddox, Darius	12	10	0.8
25	Mutts, Justyn	11	7	0.6

TEAM CATEGORY LEADERS

Free Throw Percentage

##	Player	Made	Att	Pct
34	Poteat, Mylyjael	17	19	.895
13	Maddox, Darius	13	15	.867
2	Collins, MJ	8	10	.800
3	Pedulla, Sean	27	36	.750
21	Basile, Grant	20	28	.714
15	Kidd, Lynn	7	10	.700
0	Cattoor, Hunter	16	23	.696
25	Mutts, Justyn	18	31	.581

Free Throw Attempts

##	Player	G	Att	Att/G
3	Pedulla, Sean	12	36	3.0
25	Mutts, Justyn	11	31	2.8
21	Basile, Grant	12	28	2.3
0	Cattoor, Hunter	12	23	1.9
34	Poteat, Mylyjael	12	19	1.6

Free Throws Made

##	Player	G	Made	Made/G
3	Pedulla, Sean	12	27	2.3
21	Basile, Grant	12	20	1.7
25	Mutts, Justyn	11	18	1.6
34	Poteat, Mylyjael	12	17	1.4
0	Cattoor, Hunter	12	16	1.3

Rebounds

##	Player	G	Reb	Reb/G
25	Mutts, Justyn	11	87	7.9
21	Basile, Grant	12	67	5.6
0	Cattoor, Hunter	12	48	4.0
3	Pedulla, Sean	12	42	3.5
13	Maddox, Darius	12	39	3.3

Assists

##	Player	G	Ast	Ast/G
3	Pedulla, Sean	12	48	4.0
25	Mutts, Justyn	11	38	3.5
21	Basile, Grant	12	25	2.1
0	Cattoor, Hunter	12	19	1.6
2	Collins, MJ	12	17	1.4

Rebounds Average

##	Player	G	Reb	Reb/G
25	Mutts, Justyn	11	87	7.9
21	Basile, Grant	12	67	5.6
0	Cattoor, Hunter	12	48	4.0
3	Pedulla, Sean	12	42	3.5
13	Maddox, Darius	12	39	3.3

Steals

##	Player	G	Stl	Stl/G
25	Mutts, Justyn	11	19	1.7
3	Pedulla, Sean	12	12	1.0
0	Cattoor, Hunter	12	10	0.8
21	Basile, Grant	12	6	0.5
13	Maddox, Darius	12	6	0.5

Offensive Rebounds

##	Player	G	OReb	OReb/G
25	Mutts, Justyn	11	16	1.5
13	Maddox, Darius	12	16	1.3
15	Kidd, Lynn	12	14	1.2
34	Poteat, Mylyjael	12	12	1.0
21	Basile, Grant	12	11	0.9

Blocked Shots

##	Player	G	Blk	Blk/G
21	Basile, Grant	12	23	1.9
25	Mutts, Justyn	11	7	0.6
15	Kidd, Lynn	12	5	0.4
13	Maddox, Darius	12	3	0.3
34	Poteat, Mylyjael	12	3	0.3

Defensive Rebounds

##	Player	G	DReb	DReb/G
25	Mutts, Justyn	11	71	6.5
21	Basile, Grant	12	56	4.7
0	Cattoor, Hunter	12	45	3.8
3	Pedulla, Sean	12	38	3.2
13	Maddox, Darius	12	23	1.9

Minutes

##	Player	G	Min	Min/G
3	Pedulla, Sean	12	409	34:04
0	Cattoor, Hunter	12	377	31:25
13	Maddox, Darius	12	370	30:50
25	Mutts, Justyn	11	336	30:34
21	Basile, Grant	12	319	26:36

TEAM CATEGORY LEADERS

Fouls

##	Player	G	PF	PF/G
3	Pedulla, Sean	12	25	2.1
25	Mutts, Justyn	11	25	2.3
34	Poteat, Mylyjael	12	22	1.8
13	Maddox, Darius	12	20	1.7
21	Basile, Grant	12	19	1.6

Turnovers

##	Player	G	TO	TO/G
25	Mutts, Justyn	11	29	2.6
21	Basile, Grant	12	21	1.8
3	Pedulla, Sean	12	18	1.5
13	Maddox, Darius	12	9	0.8
15	Kidd, Lynn	12	8	0.7

Foul Outs

##	Player	G	FO
3	Pedulla, Sean	12	1



TEAM GAME HIGHS

Virginia Tech - Game Highs

<b>POINTS</b>	95		Delaware St. (11/07/2022)
	94		William & Mary (11/13/2022)
	80		North Carolina (12/04/2022)
	78		Lehigh (11/10/2022)
	77		Dayton (12/07/2022)
<b>FIELD GOALS MADE</b>	33		at Col. of Charleston (11/20/2022)
	33		William & Mary (11/13/2022)
	33		Delaware St. (11/07/2022)
<b>FIELD GOAL ATTEMPTS</b>	66		at Col. of Charleston (11/20/2022)
	63		Dayton (12/07/2022)
<b>FIELD GOAL PERCENTAGE</b>	.559	(33-59)	William & Mary (11/13/2022)
	.550	(33-60)	Delaware St. (11/07/2022)
<b>3 PT FG MADE</b>	16		William & Mary (11/13/2022)
	14		Delaware St. (11/07/2022)
<b>3 PT FG ATTEMPTS</b>	32		William & Mary (11/13/2022)
	28		Dayton (12/07/2022)
	28		Delaware St. (11/07/2022)
<b>3 PT FG PERCENTAGE</b>	.500	(16-32)	William & Mary (11/13/2022)
	.500	(14-28)	Delaware St. (11/07/2022)
<b>FREE THROWS MADE</b>	19		vs Oklahoma St. (N) (12/11/2022)
	15		vs Old Dominion (N) (11/17/2022)
	15		Delaware St. (11/07/2022)
<b>FREE THROW ATTEMPTS</b>	24		vs Oklahoma St. (N) (12/11/2022)
	21		vs Old Dominion (N) (11/17/2022)
<b>FREE THROW PERCENTAGE</b>	1.000	(12-12)	William & Mary (11/13/2022)
	.857	(6-7)	Dayton (12/07/2022)
<b>REBOUNDS</b>	42		Minnesota (11/28/2022)
	42		Delaware St. (11/07/2022)
<b>ASSISTS</b>	19		Grambling (12/17/2022)
	19		William & Mary (11/13/2022)
<b>STEALS</b>	11		vs Oklahoma St. (N) (12/11/2022)
	9		vs Penn St. (N) (11/18/2022)
<b>BLOCKED SHOTS</b>	8		Minnesota (11/28/2022)
	6		Dayton (12/07/2022)
<b>TURNOVERS</b>	14		Minnesota (11/28/2022)
	13		Grambling (12/17/2022)
	13		at Col. of Charleston (11/20/2022)
<b>FOULS</b>	21		North Carolina (12/04/2022)
	18		vs Oklahoma St. (N) (12/11/2022)
	18		Dayton (12/07/2022)
	18		William & Mary (11/13/2022)

OPPONENT GAME HIGHS

Opponent - Game Highs

<b>POINTS</b>	77	at Col. of Charleston (11/20/2022)
	77	William & Mary (11/13/2022)
	72	North Carolina (12/04/2022)
	71	vs Old Dominion (N) (11/17/2022)
	65	vs Oklahoma St. (N) (12/11/2022)
<b>FIELD GOALS MADE</b>	30	at Col. of Charleston (11/20/2022)
	29	vs Old Dominion (N) (11/17/2022)
	29	William & Mary (11/13/2022)
<b>FIELD GOAL ATTEMPTS</b>	71	vs Old Dominion (N) (11/17/2022)
	63	Lehigh (11/10/2022)
<b>FIELD GOAL PERCENTAGE</b>	.508 (30-59)	at Col. of Charleston (11/20/2022)
	.500 (29-58)	William & Mary (11/13/2022)
<b>3 PT FG MADE</b>	11	vs Penn St. (N) (11/18/2022)
	11	William & Mary (11/13/2022)
<b>3 PT FG ATTEMPTS</b>	30	vs Penn St. (N) (11/18/2022)
	24	vs Oklahoma St. (N) (12/11/2022)
<b>3 PT FG PERCENTAGE</b>	.500 (11-22)	William & Mary (11/13/2022)
	.367 (11-30)	vs Penn St. (N) (11/18/2022)
<b>FREE THROWS MADE</b>	21	North Carolina (12/04/2022)
	14	vs Oklahoma St. (N) (12/11/2022)
<b>FREE THROW ATTEMPTS</b>	27	North Carolina (12/04/2022)
	19	vs Oklahoma St. (N) (12/11/2022)
<b>FREE THROW PERCENTAGE</b>	.778 (21-27)	North Carolina (12/04/2022)
	.750 (9-12)	at Col. of Charleston (11/20/2022)
<b>REBOUNDS</b>	46	vs Old Dominion (N) (11/17/2022)
	42	Dayton (12/07/2022)
<b>ASSISTS</b>	15	vs Penn St. (N) (11/18/2022)
	14	vs Oklahoma St. (N) (12/11/2022)
<b>STEALS</b>	9	at Col. of Charleston (11/20/2022)
	7	Grambling (12/17/2022)
	7	Minnesota (11/28/2022)
<b>BLOCKED SHOTS</b>	7	vs Oklahoma St. (N) (12/11/2022)
	6	Minnesota (11/28/2022)
	6	vs Old Dominion (N) (11/17/2022)
<b>TURNOVERS</b>	19	Grambling (12/17/2022)
	17	vs Oklahoma St. (N) (12/11/2022)
<b>FOULS</b>	21	vs Oklahoma St. (N) (12/11/2022)
	18	Delaware St. (11/07/2022)

TEAM GAME LOWS

Virginia Tech - Game Lows

<b>POINTS</b>	61		vs Penn St. (N) (11/18/2022)
	67		Minnesota (11/28/2022)
	69		Charleston So. (11/25/2022)
	70		vs Oklahoma St. (N) (12/11/2022)
	74		Grambling (12/17/2022)
<b>FIELD GOALS MADE</b>	22		vs Oklahoma St. (N) (12/11/2022)
	25		vs Old Dominion (N) (11/17/2022)
<b>FIELD GOAL ATTEMPTS</b>	51		Grambling (12/17/2022)
	56		vs Old Dominion (N) (11/17/2022)
<b>FIELD GOAL PERCENTAGE</b>	.386	(22-57)	vs Oklahoma St. (N) (12/11/2022)
	.426	(26-61)	Charleston So. (11/25/2022)
<b>3 PT FG MADE</b>	3		vs Penn St. (N) (11/18/2022)
	5		Minnesota (11/28/2022)
	5		Lehigh (11/10/2022)
<b>3 PT FG ATTEMPTS</b>	14		Minnesota (11/28/2022)
	18		Lehigh (11/10/2022)
<b>3 PT FG PERCENTAGE</b>	.158	(3-19)	vs Penn St. (N) (11/18/2022)
	.222	(6-27)	at Col. of Charleston (11/20/2022)
<b>FREE THROWS MADE</b>	3		at Col. of Charleston (11/20/2022)
	6		Dayton (12/07/2022)
	6		Minnesota (11/28/2022)
	6		vs Penn St. (N) (11/18/2022)
<b>FREE THROW ATTEMPTS</b>	5		at Col. of Charleston (11/20/2022)
	7		Dayton (12/07/2022)
<b>FREE THROW PERCENTAGE</b>	.550	(11-20)	Grambling (12/17/2022)
	.600	(3-5)	at Col. of Charleston (11/20/2022)
<b>REBOUNDS</b>	28		William & Mary (11/13/2022)
	31		Grambling (12/17/2022)
<b>ASSISTS</b>	12		vs Oklahoma St. (N) (12/11/2022)
	12		Minnesota (11/28/2022)
	12		at Col. of Charleston (11/20/2022)
<b>STEALS</b>	1		Charleston So. (11/25/2022)
	2		Minnesota (11/28/2022)
	2		vs Old Dominion (N) (11/17/2022)
<b>BLOCKED SHOTS</b>	0		North Carolina (12/04/2022)
	1		at Col. of Charleston (11/20/2022)
<b>TURNOVERS</b>	5		Dayton (12/07/2022)
	5		Lehigh (11/10/2022)
<b>FOULS</b>	7		Lehigh (11/10/2022)
	10		Delaware St. (11/07/2022)



OPPONENT GAME LOWS

Opponent - Game Lows

<b>POINTS</b>	48		Grambling (12/17/2022)
	49		Dayton (12/07/2022)
	52		Lehigh (11/10/2022)
	57		Minnesota (11/28/2022)
	57		Delaware St. (11/07/2022)
<b>FIELD GOALS MADE</b>	18		Dayton (12/07/2022)
	19		Grambling (12/17/2022)
<b>FIELD GOAL ATTEMPTS</b>	51		North Carolina (12/04/2022)
	52		Grambling (12/17/2022)
<b>FIELD GOAL PERCENTAGE</b>	.300	(18-60)	Dayton (12/07/2022)
	.365	(23-63)	Lehigh (11/10/2022)
	.365	(19-52)	Grambling (12/17/2022)
<b>3 PT FG MADE</b>	3		Dayton (12/07/2022)
	3		North Carolina (12/04/2022)
<b>3 PT FG ATTEMPTS</b>	15		Dayton (12/07/2022)
	16		Delaware St. (11/07/2022)
<b>3 PT FG PERCENTAGE</b>	.176	(3-17)	North Carolina (12/04/2022)
	.200	(3-15)	Dayton (12/07/2022)
<b>FREE THROWS MADE</b>	1		Lehigh (11/10/2022)
	2		vs Penn St. (N) (11/18/2022)
<b>FREE THROW ATTEMPTS</b>	2		Lehigh (11/10/2022)
	4		vs Penn St. (N) (11/18/2022)
<b>FREE THROW PERCENTAGE</b>	.500	(7-14)	Minnesota (11/28/2022)
	.500	(4-8)	Charleston So. (11/25/2022)
	.500	(2-4)	vs Penn St. (N) (11/18/2022)
	.500	(1-2)	Lehigh (11/10/2022)
<b>REBOUNDS</b>	24		Delaware St. (11/07/2022)
	25		North Carolina (12/04/2022)
<b>ASSISTS</b>	6		North Carolina (12/04/2022)
	7		Dayton (12/07/2022)
<b>STEALS</b>	1		Dayton (12/07/2022)
	2		Charleston So. (11/25/2022)
<b>BLOCKED SHOTS</b>	0		vs Penn St. (N) (11/18/2022)
	1		Grambling (12/17/2022)
	1		Lehigh (11/10/2022)
<b>TURNOVERS</b>	7		vs Old Dominion (N) (11/17/2022)
	9		Minnesota (11/28/2022)
<b>FOULS</b>	11		Dayton (12/07/2022)
	12		vs Penn St. (N) (11/18/2022)

# VIRGINIA TECH MEN'S BASKETBALL

## BOX SCORES

### GAME 1: DELAWARE STATE

Official Basketball Box Score - Final														Game Time: 9:00 PM																
Delaware State at Virginia Tech														Game Duration: 1:50																
11/07/22 Cassell Coliseum, Blacksburg, Va.														Attendance: 7,899																
2022-23 Men's Basketball														Officials: Jamie Luckie, Jerry Heister, Chase Shaw																
Delaware State - 57														Record: 0-1																
NO. Name	Min	FG	3P	FT	Rebounds	Fouls	TP	AS	TO	ST	Blocks	BS	BA	+	-	Shooting By Period														
23 Brandon Stone	C	26:42	7-13	1-3	0-0	3 5 8	0	1	15	0	2	1	0	1	-24	1 <sup>st</sup> FG%	13-32 40.6%													
24 Raymond Somerville	C	24:24	3-8	0-0	2-2	1 3 4	1	2	8	2	1	0	1	-18	3 <sup>PT</sup> %	3-9 33.3%														
3 Martez Robinson	G	26:43	1-7	0-3	1-2	0 3 3	4	4	3	4	1	0	0	-37	FT%	2-3 66.7%														
5 Jevvinn Muniz	G	25:00	2-5	1-2	0-0	2 2 2	1	0	5	0	2	1	0	-21	2 <sup>nd</sup> FG%	11-30 36.7%														
11 Khyrie Staten	G	32:30	7-15	2-6	0-0	0 0 0	1	1	16	1	2	2	1	-35	3 <sup>PT</sup> %	1-7 14.3%														
15 Aaron Lemon-Warren		12:32	0-1	0-0	2-2	0 1 1	2	1	2	0	1	1	0	-3	FT%	3-4 75%														
20 Cameron Stitt		12:59	2-6	0-1	0-1	2 2 4	1	1	4	0	0	0	0	-19	GM FG%	24-62 38.7%														
22 Corey Perkins		05:03	1-3	0-1	0-0	0 0 0	2	2	2	2	0	0	0	-5	3 <sup>PT</sup> %	4-16 25.0%														
4 Kyle Johnson		08:46	0-2	0-0	0-0	0 0 0	0	0	0	0	0	0	0	-17	FT%	5-7 71.4%														
25 O'Koye Parker		02:39	0-0	0-0	0-0	0 0 0	1	0	0	0	1	0	0	-7	Dead Ball Rebounds: 2, 1															
22 Cory Barnes		05:33	0-0	0-0	0-0	0 1 1	3	0	0	0	0	0	0	-6																
10 Ronald Lucas		07:09	1-2	0-0	0-0	0 0 0	2	2	0	0	0	0	1	2																
Team																														
Totals														24-62	4-16	5-7	7	17	24	18	10	57	9	12	5	2	4	-38		
														Technical Fouls: NONE																

Official Basketball Box Score - Final														Game Time: 6:00 PM																
Lehigh at Virginia Tech														Game Duration: 1:51																
11/10/22 Cassell Coliseum, Blacksburg, Va.														Attendance: 7,541																
2022-23 Men's Basketball														Officials: Ted Valentine, Lee Cassell, Jeff Poon																
Lehigh - 52														Record: 0-2																
NO. Name	Min	FG	3P	FT	Rebounds	Fouls	TP	AS	TO	ST	Blocks	BS	BA	+	-	Shooting By Period														
35 Dominic Parolin	C	21:39	5-9	0-1	0-0	3 2 5	2	0	10	0	2	0	0	0	-17	1 <sup>st</sup> FG%	11-30 36.7%													
42 JT Tan	C	14:12	1-3	0-0	0-0	0 0 0	3	0	2	0	1	0	0	1	-1	3 <sup>PT</sup> %	2-11 18.2%													
5 Evan Taylor	G	23:13	2-9	0-3	0-0	1 4 5	3	0	4	0	0	0	0	-6	FT%	1-2 50%														
13 Keith Higgins Jr.	G	24:17	4-9	1-4	0-0	0 3 3	1	1	9	2	0	1	0	-15	2 <sup>nd</sup> FG%	12-33 36.4%														
22 Tyler Whitney-Sidney	G	24:41	3-7	1-2	1-2	1 3 4	1	2	8	1	2	3	0	-18	3 <sup>PT</sup> %	3-10 30.0%														
2 Jakob Alimudun		25:49	6-12	2-6	0-0	0 4 4	1	0	14	1	0	0	0	-8	GM FG%	23-63 36.5%														
32 Henri Adiasa		10:31	1-3	0-0	0-0	0 0 0	2	0	2	0	0	0	0	-10	3 <sup>PT</sup> %	5-21 23.8%														
55 Jalin Sinclair		24:20	0-5	0-2	0-0	0 2 2	3	1	0	7	3	0	0	-15	FT%	1-2 50.0%														
4 Reed Fenton		08:21	1-2	1-2	0-0	0 2 2	1	1	3	0	0	0	0	-13	Dead Ball Rebounds: 1, 1															
2 Jake Bellow		10:06	0-0	0-0	0-1	1 1 0	0	0	0	0	0	0	0	-5																
23 Bube Momah		06:31	0-3	0-0	0-1	1 2 0	1	0	0	0	0	0	1	-14																
25 Ben Knosman		03:03	0-0	0-0	0-0	0 0 0	1	0	0	1	0	0	0	-4																
20 Jayshen Saigal		01:59	0-0	0-0	0-0	0 0 0	0	0	0	0	0	0	0	-4																
21 Burke Chebuhar		01:18	0-1	0-0	0-0	0 0 0	0	0	0	0	0	0	0	-4																
Team																														
Totals														23-63	5-21	1-2	9	23	32	17	7	52	12	11	4	1	4	-26		
														Technical Fouls: NONE																

Official Basketball Box Score - Final														Game Time: 6:00 PM																
Lehigh at Virginia Tech														Game Duration: 1:59																
11/10/22 TD Arena, Charleston, SC														Attendance: 2,155																
Old Dominion vs. Virginia Tech														Officials: Ted Valentine, Ron Groover, John Hampton																
Virginia Tech - 78														Record: 2-0																
NO. Name	Min	FG	3P	FT	Rebounds	Fouls	TP	AS	TO	ST	Blocks	BS	BA	+	-	Shooting By Period														
21 Grant Basile	F	24:47	3-7	1-3	4-4	1 7 8	1	4	11	2	3	0	1	0	12	1 <sup>st</sup> FG%	16-29 55.2%													
25 Justyn Mutts	F	30:44	6-7	1-1	3-7	1 10 11	1	7	16	5	0	2	1	0	20	3 <sup>PT</sup> %	3-9 33.3%													
0 Hunter Cattoor	G	29:19	2-4	1-3	1-2	0 1 1	1	1	2	6	4	1	0	0	17	FT%	8-10 80%													
3 Sean Pedulla	G	32:12	9-17	1-5	1-1	0 3 3	0	2	20	2	0	0	1	0	24	2 <sup>nd</sup> FG%	15-29 51.7%													
13 Darius Maddox	G	24:16	3-7	0-3	2-2	0 4 4	0	1	8	0	0	0	0	0	14	3 <sup>PT</sup> %	2-9 22.2%													
15 Lynn Kidd		12:00	3-5	0-0	0-0	0 0 0	1	0	6	1	1	0	0	0	15	FT%	3-6 50%													
34 Mylajael Poteat		12:29	3-6	0-0	2-1	3 0 0	1	0	6	0	0	0	1	1	5	GM FG%	31-58 53.4%													
11 John Camden		06:10	0-0	0-0	0-0	0 1 1	2	0	0	0	0	0	0	0	-1	3 <sup>PT</sup> %	5-19 27.8%													
10 Camden Johnson		01:59	0-0	0-0	0-0	0 1 1	0	0	0	0	0	0	0	0	-4	FT%	11-16 68.8%													
Team																														
Totals														31-58	5-18	11-16	5	31	36	7	17	78	15	5	3	4	1	26	Dead Ball Rebounds: 3, 0	
														Technical Fouls: NONE																

Official Basketball Box Score - Final														Game Time: 6:00 PM																
William and Mary at Virginia Tech														Game Duration: 1:50																
11/10/22 Cassell Coliseum, Blacksburg, Va.														Attendance: 7,936																
2022-23 Men's Basketball														Officials: Roger Ayers, Raymie Styons, Leslie Jones																
William and Mary - 77														Record: 1-2																
NO. Name	Min	FG	3P	FT	Rebounds	Fouls	TP	AS	TO	ST	Blocks	BS	BA	+	-	Shooting By Period														
5 Noah Collier	F	13:55	1-2	0-0	2-3	1 2 3	4	3	4	2	2	0	2	0	4	1 <sup>st</sup> FG%	14-32 43.8%													
35 Ben Wight	F	30:42	5-12	0-0	0-0	5 1 6	1	1	10	0	2	0	0	2	27	3 <sup>PT</sup> %	5-13 38.5%													
12 Tyler Rice	G	08:23	1-2	1-2	0-0	0 0 0	4	0	3	0	2	0	0	0	-14	FT%	2-3 66.7%													
21 Gabe Dorsey	G	24:12	5-7	1-6	0-0	1 3 4	1	2	14	0	1	1	0	0	-6	2 <sup>nd</sup> FG%	15-26 57.7%													
24 Chris Mullins	G	27:04	1-5	0-4	0-0	3 3 3	2	3	6	3	1	2	0	1	-13	3 <sup>PT</sup> %	6-9 66.7%													
11 Jack Karasiniski		25:21	2-5	0-2	0-1	1 1 2	1	5	4	1	1	0	0	1	-15	FT%	6-9 66.7%													
0 Anders Nelson		31:39	10-15	4-7	1-2	1 3 3	2	2	25	6	2	0	0	1	-5	GM FG%	29-58 50.0%													
4 Matthew Case		14:46	1-4	1-3	0-0	0 2 2	0	0	3	0	0	0	0	-13	3 <sup>PT</sup> %	29-58 50.0%														
15 Miguel Ayesa		06:43	0-1	0-0	0-1	1 1 0	0	0	0	0	0	0	0	-3	FT%	8-12 66.7%														
2 Chase Lowe		13:57	2-3	0-0	1-2	1 1 2	2	5	0	1	0	0	0	-1	Dead Ball Rebounds: 3, 0															
1 Jake Milkerit		01:58	1-1	1-1	0-0	0 0 0	0	0	0	0	0	0	0	2																
33 Charlie Williams		01:58	0-1	0-0	0-0	0 1 1	0	0	0	0	0	0	0	2																
25 Miles Hicks		01:12	0-0	0-0	0-0	0 0 0	0	0	0	0	0	0	0	4																
Team																														
Totals														29-58	11-22	8-12	10	17	27	15	18	77	12	12	3	2	5	-17		
														Technical Fouls: NONE																

Official Basketball Box Score - Final														Game Time: 6:00 PM																
William and Mary at Virginia Tech														Game Duration: 1:59																
11/10/22 TD Arena, Charleston, SC														Attendance: 2,155																
Old Dominion vs. Virginia Tech														Officials: Ted Valentine, Ron Groover, John Hampton																
Old Dominion - 71														Record: 2-2																
NO. Name	Min	FG	3P	FT	Rebounds	Fouls	TP	AS	TO	ST	Blocks	BS	BA	+	-	Shooting By Period														
12 Ben Stanley	F	28:19	4-14	0-4	0-0	2 5 7	2	1	8	0	0	0	0	0	5	1 <sup>st</sup> FG%	10-35 28.6%													
23 Dericko Williams	F	25:27	1-9	0-0	2-2	5 1 6	3	2	4	1	0	0	0	3	2	3 <sup>PT</sup> %	1-7 14.3%													
0 Mekhi Long	G	31:57	4-10	1-3	1-2	4 7 11	1	2	10	1	1	1	0	1	2	FT%	4-8 50%													
3 Imo Essien	G	20:21	2-4	2-2	0-0	1 3 4	2	1	6	2	1	2	0	0	-5	2 <sup>nd</sup> FG%	19-36 52.8%													
11 Tyreek Scott-Grayson	G	31:50	3-8	1-3	1-2	0 5 4	2	8	2	3	0	0	0	0	-8	3 <sup>PT</sup> %	5-12 41.7%													
25 Faizon Fields		12:23	3-5	0-0	0-2	1 2 3	0	2	6	0	0	1	1	0	-6	GM FG%	29-71 40.8%													
2 Chaunce Jenkins		30:57	10-15	1-3	3-4	2 4 6	1	3	24	4	0	1	1	0	-7	3 <sup>PT</sup> %	6-19 31.6%													
22 Charles Smith IV		16:20	2-5	1-4	0-0	1 1 2	3	2	5	0	2	0	0	0	1	FT%	7-12 58.3%													
10 D'Angelo Stines		02:16	0-1	0-0	0-0	0 0 0	0	0	0	0	0	0	0	0	-2	Dead Ball Rebounds: 3, 0														
Team																														
Totals														29-71	6-19	7-12	18	28	46	16	15	71	10	7	4	6	3	-4		
														Technical Fouls: NONE																

Official Basketball Box Score - Final														Game Time: 6:00 PM	
William and Mary at Virginia Tech														Game Duration: 1:59	
11/10/22 TD Arena, Charleston, SC														Attendance: 2,155	
Old Dominion vs. Virginia Tech														Officials: Ted Valentine, Ron Groover, John Hampton	
Virginia Tech - 75														Record: 4-0	
NO. Name	Min	FG	3												

# VIRGINIA TECH MEN'S BASKETBALL

## BOX SCORES

### GAME 5: PENN STATE

Official Basketball Box Score - Final															Game Time: 12:00 PM	
Penn St. at Virginia Tech															Game Duration: 1:49	
11/18/22 TD Arena, Charleston, SC															Attendance: 1,49	
Penn State vs. Virginia Tech															Officials: John Higgins, Olandis Poole, John Gaffney	
Penn St. - 59															Record: 4-1 (0-1)	
NO. Name	Min	FG	3P	FT	Rebounds	Fouls	TP	AS	TO	ST	Blocks	BS	BA	+/-	Shooting By Period	
1 Seth Lundy	33:49	1-5	0-2	2-4	2 7 9	3 3	4	3	0	0	0	0	0	3	1 <sup>st</sup> FG% 11-28 39.3%	
4 Caleb Dorsey	06:03	0-1	0-1	0-0	0 1 1	0 0	0	0	0	0	0	0	0	-8	3 <sup>rd</sup> FT% 2-2 100%	
10 Andrew Funk	36:37	8-16	5-11	0-0	0 1 1	1 0	21	1	1	1	0	0	1	0	2 <sup>nd</sup> FG% 12-28 42.9%	
11 Camren Wynter	17:19	1-4	0-1	0-0	0 1 1	0 0	2	0	4	1	0	0	0	-3	3 <sup>rd</sup> FT% 6-6 37.5%	
22 Jalen Pickett	38:57	4-10	1-2	0-0	1 6 7	3 5	9	8	4	3	0	0	0	0	FT% 0-2 0%	
3 Keblba Nije	05:00	1-3	0-0	0-0	0 1 1	1 1	2	0	0	0	0	0	2	-8	GM FG% 23-56 41.1%	
2 Myles Dread	30:02	5-11	5-11	0-0	2 2 4	2 0	15	0	1	1	0	1	3	3	3 <sup>rd</sup> FT% 11-30 36.7%	
23 Dallion Johnson	14:53	1-4	0-2	0-0	2 2 2	1 2	2	1	1	0	0	0	0	-7	FT% 2-4 50.0%	
12 Evan Mahaffey	16:20	2-2	0-0	0-0	3 2 5	1 1	4	1	2	0	0	0	10	0	Dead Ball Rebounds: 1, 0	
Team					0 3 3	0	0	0	0	0	0	0	0	0		
Totals	23:56	11-30	2-4	8	26 34	12 12	59	15	14	6	0	4	2			

Virginia Tech - 61															Record: 5-0 (1-0)	
NO. Name	Min	FG	3P	FT	Rebounds	Fouls	TP	AS	TO	ST	Blocks	BS	BA	+/-	Shooting By Period	
21 Grant Basile	26:35	7-11	1-3	2-3	0 4 4	2 3	17	3	1	1	3	0	2	3	1 <sup>st</sup> FG% 16-36 44.4%	
25 Justyn Mutts	37:55	5-12	0-1	0-2	2 10 12	2 5	10	5	4	1	0	0	3	3	3 <sup>rd</sup> FT% 3-15 20.0%	
0 Hunter Cattoor	38:04	1-6	1-5	0-0	4 4 2	1 1	3	1	0	4	0	0	0	-4	FT% 2-2 100%	
3 Sean Pedulla	37:55	5-13	0-6	0-0	1 1 1	1 1	10	3	1	3	0	0	3	3	2 <sup>nd</sup> FG% 10-22 45.5%	
13 Darius Maddox	33:11	5-8	1-2	0-0	3 2 5	1 0	11	1	1	0	0	0	4	3	3 <sup>rd</sup> FT% 4-7 57.1%	
2 MJ Collins	15:45	0-2	0-2	2-2	1 3 4	2 1	2	1	0	0	0	0	1	1	GM FG% 26-58 44.8%	
34 Mylajael Poteat	07:50	2-5	0-2	0-0	1 1 1	1 1	6	0	1	0	1	0	2	1	3 <sup>rd</sup> FT% 3-19 15.8%	
15 Lynn Kidd	02:45	1-1	0-0	0-0	0 0 0	2 0	2	0	1	0	0	0	0	-1	FT% 6-9 66.7%	
Team					2 1 3	0	0	0	0	0	0	0	0	0	Dead Ball Rebounds: 1, 0	
Totals	26:58	3-19	6-9	8	26 34	12 12	61	14	9	9	4	0	2			

Technical Fouls: NONE														
Biggest lead		PSU	VPI	Points from Turnovers		PSU	VPI	Period by Period Scoring						
0 (1 <sup>st</sup> 20:00)		16	(1 <sup>st</sup> 10:01)	9	8	1st	2nd	TOT						
Best Scoring Run		7 (1 <sup>st</sup> 5:29)	12 (1 <sup>st</sup> 10:01)	Paint	24	40	59							
Lead Changes		0	0	Second Chance	11	11	PSU	29	30	59				
Times Tied		0	0	Fast Breaks	12	2	VPI	37	24	61				
Time with Lead		00:00	39:48	Bench	23	10								

### GAME 6: COLLEGE OF CHARLESTON

Official Basketball Box Score - Final															Game Time: 3:30 PM	
Virginia Tech at Col. of Charleston															Game Duration: 1:54	
11/20/22 TD Arena, Charleston, SC															Attendance: 5,100	
Virginia Tech at College of Charleston															Officials: John Higgins, Jeffery Anderson, Ron Groover	
Virginia Tech - 75															Record: 5-1	
NO. Name	Min	FG	3P	FT	Rebounds	Fouls	TP	AS	TO	ST	Blocks	BS	BA	+/-	Shooting By Period	
21 Grant Basile	29:58	5-12	2-7	0-0	1 4 5	0 2	12	4	3	0	1	1	9	9	1 <sup>st</sup> FG% 14-35 40.0%	
25 Justyn Mutts	38:40	8-11	0-1	0-0	2 7 9	0 3	16	2	1	2	0	1	0	0	3 <sup>rd</sup> FT% 2-14 14.3%	
0 Hunter Cattoor	38:07	7-13	3-7	0-2	0 5 5	1 3	17	1	2	2	0	0	0	-3	FT% 0-2 0%	
3 Sean Pedulla	33:14	7-15	1-5	2-2	0 3 3	3 3	17	3	4	2	0	1	7	7	2 <sup>nd</sup> FG% 19-31 61.3%	
13 Darius Maddox	22:15	4-9	0-4	0-0	1 1 2	4 0	8	0	1	1	0	0	1	1	3 <sup>rd</sup> FT% 4-13 30.8%	
34 Mylajael Poteat	08:59	0-0	0-0	0-0	0 0 0	3 1	0	0	0	0	0	0	0	-8	GM FG% 33-66 50.0%	
2 MJ Collins	25:04	2-6	0-3	1-1	1 3 4	3 2	5	2	1	0	0	0	0	0	3 <sup>rd</sup> FT% 6-27 22.2%	
11 John Camden	01:03	0-0	0-0	0-0	0 0 0	0 0	0	0	0	0	0	0	0	-2	FT% 3-5 60.0%	
15 Lynn Kidd	03:00	0-0	0-0	0-0	0 1 1	1 0	0	0	1	0	0	0	0	-5	Dead Ball Rebounds: 0, 0	
Team					3 1 4	0	0	0	0	0	0	0	0	0		
Totals	33:66	6-27	3-5	8	25 33	16 14	75	12	13	7	1	3	2			

Col. of Charleston - 77															Record: 5-1	
NO. Name	Min	FG	3P	FT	Rebounds	Fouls	TP	AS	TO	ST	Blocks	BS	BA	+/-	Shooting By Period	
35 Babacar Faye	20:54	3-5	0-1	2-4	2 6 8	1 2	8	0	2	0	1	0	3	3	1 <sup>st</sup> FG% 13-27 48.1%	
2 Reyne Smith	20:43	3-7	2-6	2-2	0 1 1	1 5	10	0	0	0	0	0	9	9	3 <sup>rd</sup> FT% 9-13 23.1%	
3 Dalton Bolon	21:00	1-6	0-3	4-4	1 2 3	1 2	6	1	2	2	0	0	0	-3	FT% 6-8 75%	
11 Ryan Larson	31:58	5-9	2-3	0-0	1 1 2	3 0	12	3	1	0	0	0	2	2	2 <sup>nd</sup> FG% 17-32 53.1%	
21 Jaylon Scott	24:39	0-2	0-1	1-2	1 3 4	2 2	1	1	3	1	2	0	-13	3 <sup>rd</sup> FT% 5-10 50.0%		
5 Raekwon Horton	24:26	1-3	0-2	0-0	0 2 2	3 2	2	1	1	1	0	0	7	7	FT% 3-4 75%	
15 Pat Robinson III	20:51	7-9	0-1	0-0	3 3 3	0 1	14	3	0	0	0	0	2	2	GM FG% 30-59 50.8%	
25 Ben Burnham	13:07	4-5	1-2	0-0	0 2 2	0 0	9	0	0	0	0	0	0	-2	3 <sup>rd</sup> FT% 8-23 34.8%	
42 Charles Lampton	02:26	0-0	0-0	0-0	0 0 0	1 0	0	0	2	1	0	0	0	0	FT% 9-12 75.0%	
10 Arite Brizovic	19:56	6-13	3-4	0-0	0 5 5	2 1	15	1	1	3	0	1	2	2	Dead Ball Rebounds: 1, 0	
Team					1 2 3	0	0	0	0	0	0	0	0	0		
Totals	30:59	6-23	9-12	6	27 33	14 15	77	11	14	9	3	1	2			

Technical Fouls: NONE														
Biggest lead		VPI	COC	Points from Turnovers		VPI	COC	Period by Period Scoring						
8 (2 <sup>nd</sup> 8:17)		13	(1 <sup>st</sup> 8:41)	15	14	1st	2nd	TOT						
Best Scoring Run		11 (2 <sup>nd</sup> 14:23)	11 (1 <sup>st</sup> 8:41)	Paint	44	36	80							
Lead Changes		5	5	Second Chance	9	8	VPI	30	45	75				
Times Tied		5	5	Fast Breaks	7	3	COC	35	42	77				
Time with Lead		19:06	18:25	Bench	5	40								

### GAME 7: CHARLESTON SOUTHERN

Official Basketball Box Score - Final															Game Time: 8:00 PM	
Charleston Southern at Virginia Tech															Game Duration: 1:58	
11/25/22 Cassell Coliseum, Blacksburg, Va.															Attendance: 8,525	
2022-23 Men's Basketball															Officials: Ted Valentine, Tony Henderson, Tim Comer	
Charleston Southern - 64															Record: 2-3	
NO. Name	Min	FG	3P	FT	Rebounds	Fouls	TP	AS	TO	ST	Blocks	BS	BA	+/-	Shooting By Period	
1 Kalib Clinton	14:23	1-4	0-0	1-2	2 1 3	4 2	3	0	0	1	0	0	0	-17	1 <sup>st</sup> FG% 12-28 42.9%	
14 Taje Kelly	29:02	7-13	0-0	2-4	3 6 9	1 4	16	1	3	1	0	0	3	1	3 <sup>rd</sup> FT% 6-13 46.2%	
4 Tyreer Bryan	32:34	4-6	3-3	0-0	0 1 1	1 1	11	3	1	0	0	0	2	2	FT% 3-4 75%	
13 Tahlik Chavez	35:29	4-10	4-9	0-0	0 3 3	0 1	12	1	0	0	0	0	-1	2	2 <sup>nd</sup> FG% 14-32 43.8%	
22 RJ Johnson	14:51	0-4	0-1	0-0	0 0 0	0 0	0	1	2	0	0	0	-8	0	FT% 2-9 22.2%	
12 Claudell Harris Jr.	29:30	8-16	0-7	1-2	0 7 7	1 2	17	4	2	0	0	0	-1	1	GM FG% 26-60 43.3%	
24 Claudell Duhart Jr.	14:15	0-2	0-0	0-0	2 0 2	2 0	0	2	0	2	1	2	2	2	3 <sup>rd</sup> FT% 8-22 36.4%	
21 Imajae Dodd	10:58	1-3	0-0	0-0	1 2 3	2 1	2	0	1	0	0	0	-6	1	FT% 4-8 50.0%	
55 Tres Berry	18:48	1-2	1-2	0-0	0 1 1	3 0	3	0	0	0	0	0	3	3	Dead Ball Rebounds: 0, 0	
Team					6 3 9	0	0	0	0	0	0	0	0	0		
Totals	26:60	8-22	4-8	14	24 38	14 11	64	12	10	2	2	4	5			

Virginia Tech - 69															Record: 6-1	
NO. Name	Min	FG	3P	FT	Rebounds	Fouls	TP	AS	TO	ST	Blocks	BS	BA	+/-	Shooting By Period	
21 Grant Basile	24:15	2-6	2-6	0-0	0 2 2	0 0	6	1	2	0	2	0	-8	1	1 <sup>st</sup> FG% 15-30 50.0%	
25 Justyn Mutts	35:46	6-11	0-2	5-7	3 6 9	3 6	17	5	1	1	1	1	5	5	3 <sup>rd</sup> FT% 5-13 38.5%	
0 Hunter Cattoor	33:31	2-10	2-6	2-2	2 5 7	3 1	8	4	1	0	0	0	3	2	FT% 2-2 100%	
3 Sean Pedulla	36:46	6-10	1-2	2-3	0 4 4	1 1	4	3	1	0	0	0	6	6	2 <sup>nd</sup> FG% 11-31 35.5%	
13 Darius Maddox	34:06	5-13	1-4	1-2	2 0 2	3 1	12	0	2	0	0	1	7	7	3 <sup>rd</sup> FT% 1-8 12.5%	
2 MJ Collins	15:41	0-2	0-1	0												



# VIRGINIA TECH MEN'S BASKETBALL

## BOX SCORES

### GAME 9: NORTH CAROLINA

North Carolina at Virginia Tech												
Official Basketball Box Score - Final												
12/04/22 Cassell Coliseum, Blacksburg, Va.												
2022-23 Men's Basketball												
Game Time: 3:00 PM												
Game Duration: 2:03												
Attendance: 8,955												
Officials: Ted Valentine, Doug Simons, Clarence Armstrong												
North Carolina - 72												
Record: 5-4 (0-1)												
NO. Name	Min	FG	3P	FT	Rebounds	Fouls	TP	AS	TO	ST	Blocks	+/-
32 Pete Nance	F 36:18	6-13	1-3	5-6	1 9 10	2 4 18	0	4	0	0	0	-3
1 Leaky Black	G 24:43	1-3	0-1	0-0	0 1 1	3 1 2	1	0	0	2	0	-14
2 Caleb Love	G 31:27	5-10	2-5	6-9	0 3 3	3 6 18	2	3	1	1	0	-1
4 RJ Davis	G 35:28	6-11	0-4	6-7	0 4 4	4 6 18	1	2	2	1	0	-3
14 Puff Johnson	G 12:16	0-2	0-1	0-0	0 0 0	1 0 0	0	0	0	0	0	-8
10 Seth Trimble	22:48	3-3	0-0	0-0	1 2 3	1 1 6	1	0	1	1	0	-4
24 Tyler Nickel	25:00	3-5	0-1	2-3	1 1 2	1 2 8	1	0	0	0	0	1
3 Dontrez Styles	08:18	0-3	0-2	0-0	1 0 1	1 0 0	0	1	0	0	0	-3
22 Justin McKoy	02:20	0-1	0-0	2-2	0 0 0	0 1 2	0	0	0	0	0	-4
21 Will Shaver	01:22	0-0	0-0	0-0	0 0 0	1 0 0	0	0	0	0	0	-1
<b>Totals</b>		24-51	3-17	21-27	4 21 25	17 21 72	6	10	5	5	0	-8
Technical Fouls: NONE												

Virginia Tech - 80												
Record: 8-1 (1-0)												
NO. Name	Min	FG	3P	FT	Rebounds	Fouls	TP	AS	TO	ST	Blocks	+/-
21 Grant Basile	F 29:24	4-9	1-3	3-4	0 4 4	2 4 12	4	1	2	0	0	2
25 Justyn Mutts	F 38:13	12-16	1-1	2-2	2 9 11	2 5 27	4	5	1	0	0	10
0 Hunter Cattoor	G 29:12	5-7	3-4	0-1	0 3 3	3 2 13	1	0	0	0	1	7
3 Sean Pedulla	G 35:16	5-14	1-5	3-4	0 4 4	4 2 14	4	2	0	0	1	5
13 Darius Maddox	G 36:34	1-6	0-2	0-0	0 4 4	4 1 2	2	1	1	0	1	3
2 MJ Collins	21:03	2-7	1-4	3-4	5 3 8	3 2 8	1	0	0	0	2	10
34 Mylajael Poteat	04:18	0-0	0-0	0-1	1 2 0	0 0 0	0	0	0	0	0	-4
15 Lynn Kidd	06:00	2-2	0-0	0-0	1 0 1	1 4 0	0	0	0	0	0	1
<b>Totals</b>		31-61	7-19	11-15	10 29 39	21 17 80	16	10	4	0	5	8
Technical Fouls: NONE												

Heels		Hokies		Points from		Turnovers		Period by Period Scoring	
1st	2nd	1st	2nd	1st	2nd	1st	2nd	TOT	
3 (1 <sup>st</sup> 18:42)	18 (2 <sup>nd</sup> 13:19)	14	10	27	45	72			
8 (2 <sup>nd</sup> 6:56)	8 (1 <sup>st</sup> 14:12)	32	42	27	45	72			
1	1	4	8	37	43	80			
1	10	12	10	42	35	77			
01:26	36:50	16	12						

Flyers		Hokies		Points from		Turnovers		Period by Period Scoring	
1st	2nd	1st	2nd	1st	2nd	1st	2nd	TOT	
6 (1 <sup>st</sup> 15:18)	28 (2 <sup>nd</sup> 0:20)	5	10	30	36	7			
5 (2 <sup>nd</sup> 18:27)	16 (1 <sup>st</sup> 0:49)	13	7	21	28	49			
1	1	42	35	77					
04:56	33:05	11	14						

### GAME 11: OKLAHOMA STATE

Oklahoma St. at Virginia Tech												
Official Basketball Box Score - Final												
12/11/22 Barclays Center, Brooklyn, NY												
2022 Basketball Hall of Fame Invitational												
Game Time: 2:00 PM												
Game Duration: 2:05												
Attendance: 3,955												
Officials: Kipp Kissinger, Bert Smith, Bart Lenox												
Oklahoma St. - 65												
Record: 6-4												
NO. Name	Min	FG	3P	FT	Rebounds	Fouls	TP	AS	TO	ST	Blocks	+/-
22 Kalib Boone	F 27:13	6-10	0-0	3-4	3 4 7	3 4 15	0	2	1	4	1	-3
33 Moussa Cisse	C 29:30	3-5	0-0	6-9	1 6 7	4 5 12	1	2	0	1	0	1
0 Avery Anderson, III	G 28:24	5-9	3-5	2-2	0 2 2	2 3 15	4	5	3	1	0	-4
1 Bryce Thompson	G 28:10	2-9	0-4	0-0	0 1 1	4 0 4	4	4	4	0	0	-4
51 John-Michael Wright	G 29:26	1-5	1-4	0-0	3 3 6	2 3 3	3	0	1	0	1	0
5 Caleb Asberry	24:43	2-8	2-8	2-2	0 3 3	3 2 8	2	1	0	0	0	13
23 Tyreek Smith	15:41	1-4	0-0	0-0	1 2 3	1 1 2	0	0	0	1	0	-3
2 Chris Harris Jr.	09:48	1-2	0-1	0-0	1 3 4	2 1 2	0	0	1	0	0	-4
13 Quion Williams	02:16	0-0	0-0	0-1	1 1 0	0 0 0	0	0	0	0	0	-1
4 Woody Newton	05:49	1-3	1-2	1-2	1 2 3	0 4 0	4	0	2	0	0	-2
<b>Totals</b>		22-55	7-24	14-19	11 27 38	21 18 65	14	17	6	7	3	-5
Technical Fouls: NONE												

Virginia Tech - 70												
Record: 10-1												
NO. Name	Min	FG	3P	FT	Rebounds	Fouls	TP	AS	TO	ST	Blocks	+/-
21 Grant Basile	F 27:45	4-12	2-5	3-5	1 4 5	3 4 13	2	0	1	2	1	5
25 Justyn Mutts	F 26:06	5-8	2-3	1-2	1 3 4	4 2 13	4	4	6	0	1	-2
0 Hunter Cattoor	G 35:05	1-5	0-3	7-8	0 6 6	1 6 9	1	1	3	0	0	1
3 Sean Pedulla	G 39:05	6-16	2-4	2-3	1 4 5	3 6 16	4	1	1	0	3	5
13 Darius Maddox	G 32:48	3-9	1-3	0-0	3 0 3	2 0 7	0	2	0	1	1	5
34 Mylajael Poteat	15:21	1-2	0-0	6-6	2 4 6	3 3 8	1	0	0	0	0	4
2 MJ Collins	13:47	1-3	0-2	0-0	0 1 1	0 0 2	0	0	0	0	0	4
15 Lynn Kidd	10:03	1-2	0-0	0-0	1 1 2	2 0 0	2	0	2	0	1	3
<b>Totals</b>		22-57	7-20	19-24	11 26 37	18 21 70	12	10	11	3	7	5
Technical Fouls: NONE												

OSU		VT		Points from		Turnovers		Period by Period Scoring	
1st	2nd	1st	2nd	1st	2nd	1st	2nd	TOT	
5 (2 <sup>nd</sup> 11:25)	12 (1 <sup>st</sup> 7:18)	14	19	25	40	65			
8 (1 <sup>st</sup> 4:40)	9 (1 <sup>st</sup> 7:18)	28	24	34	36	70			
3	3	11	10	42	35	77			
8	8	7	7	34	36	70			
08:52	26:46	16	12						

Game Notes: 2022 Basketball Hall of Fame Invitational Game 2 MVP: Sean Pedulla (Virginia Tech)

### GAME 10: DAYTON

Dayton at Virginia Tech												
Official Basketball Box Score - Final												
12/07/22 Cassell Coliseum, Blacksburg, Va.												
2022-23 Men's Basketball												
Game Time: 8:00 PM												
Game Duration: 1:51												
Attendance: 7,702												
Officials: Roger Ayers, Lee Cassell, Ron Grewer												
Dayton - 49												
Record: 5-5												
NO. Name	Min	FG	3P	FT	Rebounds	Fouls	TP	AS	TO	ST	Blocks	+/-
2 Toumani Camara	F 26:18	2-9	1-2	4-4	2 3 5	0 2 9	1	0	0	1	1	-16
15 DaRon Holmes II	F 28:13	5-15	0-0	3-4	7 3 10	1 8 13	0	2	0	1	4	-18
22 Mustapha Amzil	F 24:00	2-6	1-4	0-0	1 3 4	3 1 5	1	1	0	0	0	-15
23 R.J. Blakney	F 23:40	2-4	0-1	1-1	2 3 5	1 1 5	2	1	0	0	0	-12
55 Mike Sharavjams	G 35:22	3-12	0-3	0-1	1 4 5	1 1 5	2	1	0	0	0	-19
4 Koby Brea	18:53	2-5	1-3	0-0	0 5 0	0 0 0	0	0	0	0	0	-22
21 Richard Amaefule	10:54	0-2	0-0	0-0	0 0 0	4 0 0	0	0	0	1	0	-10
10 Kaleb Washington	15:55	1-2	0-0	1-3	0 1 1	0 2 3	0	2	1	0	1	-13
12 Zimi Nwokoji	14:35	1-5	0-2	1-4	1 3 4	1 3 3	1	2	0	0	0	-12
42 Brady Uhl	01:34	0-0	0-0	0-0	0 0 0	0 0 0	0	0	0	0	0	-2
54 Atticus Schuler	00:36	0-0	0-0	0-0	0 0 0	0 0 0	0	0	0	0	0	-1
<b>Totals</b>		18-60	3-15	10-17	15 27 42	11 18 49	7	12	1	3	6	-28
Technical Fouls: NONE												

Virginia Tech - 77												
Record: 9-1												
NO. Name	Min	FG	3P	FT	Rebounds	Fouls	TP	AS	TO	ST	Blocks	+/-
21 Grant Basile	F 30:58	9-17	4-9	1-2	2 8 10	2 3 23	1	1	0	4	1	24
25 Justyn Mutts	F 21:21	0-0	0-0	2-2	0 5 5	2 3 2	1	0	0	0	0	5
0 Hunter Cattoor	G 32:36	3-8	1-6	0-0	0 3 3	1 1 7	0	0	1	0	0	28
3 Sean Pedulla	G 27:47	8-13	2-5	1-1	0 1 1	5 3 19	2	1	2	0	0	20
13 Darius Maddox	G 31:30	5-13	2-5	0-0	1 4 5	1 0 12	3	1	1	0	1	15
2 MJ Collins	21:56	1-4	0-2	0-0	0 2 2	0 0 2	3	0	0	0	0	13
15 Lynn Kidd	13:16	3-5	0-0	0-0	2 2 2	4 0 6	2	0	1	2	1	15
34 Mylajael Poteat	12:15	1-1	0-0	2-2	0 0 0	1 1 4	0	0	1	0	0	10
11 John Camden	03:03	0-1	0-0	0-0	0 0 0	0 0 0	0	0	0	0	0	4
10 Camden Johnson	02:10	0-0	0-0	0-0	0 1 0	0 0 0	0	1	1	0	0	0
14 Owyn Dawyot	01:34	1-1	0-0	0-0	0 0 0	1 0 0	0	0	0	0	0	2
33 Michael Ward	01:34	0-0	0-0	0-0	0 0 0	0 0 0	0	0	0	0	0	2
<b>Totals</b>		31-63	9-28	6-7	5 30 35	18 11 77	13	5	5	6	3	28
Technical Fouls: NONE												

Flyers		Hokies		Points from		Turnovers		Period by Period Scoring	
1st	2nd	1st	2nd	1st	2nd	1st	2nd	TOT	
6 (1 <sup>st</sup> 15:18)	28 (2 <sup>nd</sup> 0:20)	5	10	30	36	7			
5 (2 <sup>nd</sup> 18:27)	16 (1 <sup>st</sup> 0:49)	13	7	21	28	49	</		



0

**HUNTER CATTOOR**  
SR. • G • 6-3 • 200  
ORLANDO, FLA.  
BISHOP MOORE



1

**RODNEY RICE**  
FR. • G • 6-4 • 195  
CLINTON, MD.  
DEMATHA CATHOLIC



2

**MJ COLLINS**  
FR. • G • 6-4 • 190  
CLOVER, S.C.  
COMBINE ACADEMY



3

**SEAN PEDULLA**  
SO. • G • 6-1 • 195  
EDMOND, OKLA.  
EDMOND MEMORIAL



4

**DARREN BUCHANAN JR.**  
FR. • F • 6-7 • 235  
WASHINGTON, D.C.  
WOODROW WILSON



5

**PATRICK WESSLER**  
FR. • C • 7-0 • 245  
MATTHEWS, N.C.  
COMBINE ACADEMY



10

**CAMDEN JOHNSON**  
SO. • G • 6-1 • 185  
WAXHAW, N.C.  
METROLINA CHRISTIAN ACADEMY



11

**JOHN CAMDEN**  
R-FR. • F • 6-8 • 215  
DOWNINGTOWN, PA.  
BREWSTER ACADEMY



13

**DARIUS MADDOX**  
JR. • G • 6-5 • 180  
BOWIE, MD.  
OAK HILL ACADEMY



14

**OWYN DAWYOT**  
FR. • G • 6-2 • 190  
ROANOKE, VA.  
CAVE SPRING



15

**LYNN KIDD**  
JR. • C • 6-10 • 235  
GAINESVILLE, FLA.  
CLEMSON



21

**GRANT BASILE**  
GR. • F • 6-9 • 235  
PEWAUKEE, WIS.  
WRIGHT STATE



25

**JUSTYN MUTTS**  
SR. • F • 6-7 • 220  
MILLVILLE, N.J.  
DELAWARE



33

**MICHAEL WARD**  
FR. • G • 6-2 • 175  
BETHESDA, MD.  
WALT WHITMAN



34

**MYLYJAEEL POTEAT**  
JR. • F • 6-9 • 265  
REIDSVILLE, N.C.  
RICE



**MIKE YOUNG**  
HEAD COACH  
4TH SEASON



**MIKE JONES**  
ASSOCIATE HEAD COACH  
2ND SEASON



**CHRISTIAN WEBSTER**  
ASSISTANT COACH  
7TH SEASON



**KEVIN GILTNER**  
ASSISTANT COACH  
4TH SEASON